

SOUTH CAROLINA

2016-17 WOMEN'S BASKETBALL



Assoc. Media Relations Director: Diana Koval | Office: 803.777.7977 | Cell: 314.369.6050 | Email: dkoval@mailbox.sc.edu | Twitter: @DianaKovalSID
 Website: www.GamecocksOnline.com | Twitter: @GamecockWBB | Instagram: @GamecockWBB | Facebook: @GamecockWBB | Snapchat: @GamecockWBB

Game 11

Dec. 21, 2016 • 7 p.m. • Savannah, Ga. • Tiger Arena (6,000)

South Carolina Gamecocks
9-1



VS



Savannah State Tigers
2-8

Ranking: 6/6 (AP/Coaches)
Head Coach: Dawn Staley
Record at South Carolina: 197-77 (9th)
Career Record: 369-157 (17th)
Top Scorer: A'ja Wilson (16.2)
Top Rebounder: Alaina Coates (11.1)

Ranking: -/
Head Coach: Cedric Baker
Record at SSU: 144-246 (14th)
Career Record: Same
Top Scorer: Lauren Moss (11.5)
Top Rebounder: Tiyonda Davis (8.3)

Schedule/Results

Nov. 7	Benedict (Exh.)	W, 120-49
Nov. 14	at #7/6 Ohio St. (BTN+)	W, 92-80
<i>Basketball Hall of Fame Women's Challenge</i>		
Nov. 20	Hampton (SECN+)	W, 92-38
Nov. 21	Maine (SECN+)	W, 79-42
Nov. 22	Saint Peter's (SECN+)	W, 93-38
Nov. 27	vs. #4/4 Louisville (ESPN2)	W, 83-59
<i>SEC/Big 12 Challenge</i>		
Dec. 1	at #14/15 Texas (ESPN2)	W, 76-67
Dec. 4	at Duke	L, 63-74
Dec. 11	Minnesota (SECN)	W, 98-58
Dec. 15	Clemson (SECN)	W, 83-61
Dec. 18	#9/9 UCLA (ESPN2)	W, 66-57
Dec. 21	at Savannah State	7 p.m.
Jan. 1	Alabama* (ESPN2)	2 p.m.
Jan. 5	at Auburn* (SECN+)	7 p.m.
Jan. 8	at Florida* (ESPNU)	Noon
Jan. 12	Georgia* (SECN)	7 p.m.
Jan. 15	at LSU* (SECN+)	3 p.m.
Jan. 19	Ole Miss* (SECN)	7 p.m.
Jan. 23	Mississippi State* (ESPN2)	7 p.m.
Jan. 26	at Georgia* (SECN)	7 p.m.
Jan. 30	Tennessee* (ESPN2)	6 p.m.
Feb. 2	at Kentucky* (SECN)	7 p.m.
Feb. 5	at Arkansas* (ESPN2)	2 p.m.
Feb. 9	Auburn* (SECN+)	7 p.m.
Feb. 13	at UConn (ESPN2)	9 p.m.
Feb. 16	Vanderbilt* (SECN)	7 p.m.
Feb. 19	at Missouri* (ESPN2)	3 p.m.
Feb. 23	at Texas A&M* (SECN)	9 p.m.
Feb. 26	Kentucky* (ESPNU/2)	2/5 p.m.
<i>SEC Tournament (Greenville, S.C.)</i>		
Mar. 1	First Round (SECN)	TBA
Mar. 2	Second Round (SECN)	TBA
Mar. 3	Quarterfinals (SECN)	TBA
Mar. 4	Semifinals (ESPNU)	TBA
Mar. 5	Final (ESPN2)	TBA

All Times Listed as Eastern and are subject to change
 * indicates SEC Game

Game Information

Tickets: \$15 adult, \$8 youth
Live Stats: SSUathletics.com

Watch On: SSUathletics.com (subscription required)
Radio: 107.5 The Game (Brad Muller)

Series History

South Carolina Record	8-0
In Savannah	0-0
In Columbia	8-0
At Neutral Site	0-0
Last Meeting	SC, 81-48, 3/20/15
First Meeting	SC, 94-37, 12/19/05
Current Streak	Won 8

Last Five Meetings:

Date	Result	Location
3/20/15	W, 81-48	Columbia
12/14/15	W, 111-49	Columbia
12/28/13	W, 82-40	Columbia
11/15/12	W, 78-47	Columbia
12/21/11	W, 65-39	Columbia












South Carolina Notables

- Tonight marks the Gamecocks' final tune-up before SEC play begins on Jan. 1.
- South Carolina has won 14 of its last 16 regular-season road games against non-conference opponents and is 20-9 in such games in the Dawn Staley era.
- In her ninth season at South Carolina, head coach Dawn Staley needs just three more wins to become just the second coach in program history to amass 200 wins at the Gamecocks' helm. She will join Nancy Wilson, who needed 12 seasons to reach the milestone.
- A Gamecock has scored 20 points in a game eight times through 10 games this season, the fastest a team has reached the mark 20 times since the 2009-10 team posted nine such games through the first 10 outings of that season.
- Senior center Alaina Coates posted 19.5 points and 12.0 rebounds per game last week to earn USBWA National Player of the Week honors. One-third of her 39 points come from the free throw line, from which she shot 13-of-17 (.765) after enter the game shooting 63.9 percent.
- Junior forward A'ja Wilson's rebounding numbers have been on a steady climb throughout December, during which she averages 9.4 boards after pulling in just 4.6 per game in November. All three of her double-doubles have come in this month's five games.

Stat Comparison

SC	SSU	
9-1	Overall Record	2-8
0-0	Conference Record	0-0
6-0	Home Record	2-3
2-1	Away Record	0-5
1-0	Neutral Record	0-0
82.5	Points Per Game	51.7
57.4	Opp. Points Per Game	64.2
.464	Field Goal %age320
.342	Opp. Field Goal %age364
.335	3-Pt. Field Goal %age269
.259	Opp. 3-Pt. Field Goal %age318
.690	Free Throw %age592
18.0	FTs Made Per Game	9.3
16.7	Assists Per Game	10.2
+2.7	Turnover Margin	-2.3
44.8	Rebounds Per Game	39.0
+11.1	Rebounding Margin	-2.7
8.7	Steals Per Game	7.8
6.3	Blocked Shots Per Game	5.7

2016-17 South Carolina Media Roster

0		Victoria Patrick 5-8 • Fr. • Guard • Orlando, Fla.	LAST GAME: 4 mins vs. Clemson NOTABLE: Solid shooting guard ... has played solid minutes in home games ... No. 25 guard in Class of 2016 ... helped Edgewater HS to state championship in 2014 ... led team with 15.4 ppg as a senior.	Career Highs Pts: 4 vs. Hampton, 11/20/16 Reb: 2 vs. Hampton, 11/20/16 Ast: 1, 2x, vs. SPU, 11/22/16 Stl: 2 vs. Saint Peter's, 11/22/16
		PPG 1.9 RPG 0.4 APG 0.3 FG% .286 FT% .500		
1		Bianca Cuevas-Moore 5-6 • Jr. • Guard • Bronx, N.Y. <i>kway-VAHS</i>	LAST GAME: 10 pts, 5 rebs vs. UCLA NOTABLE: Speedy, crafty guard ... continues to mature into PG position, understanding when to attack vs. set up teammates ... 12th in SEC and with 2.2 steals per game ... two games of 3+ steals.	Career Highs Pts: 21 at Ole Miss, 2/1/15 Reb: 6 at Alabama, 2/22/16 Ast: 6 vs. CSUB, 11/28/15 Stl: 5, 2x, vs. SPU, 11/22/16
		PPG 7.1 RPG 1.9 APG 2.1 FG% .342 FT% .636		
3		Kaela Davis 6-2 • Jr. • Guard • Suwanee, Ga. <i>KAY-luh</i>	LAST GM: 2 pts, 4 rebs, 2 stls vs. UCLA NOTABLE: Tall, athletic, versatile ... 2nd on team in assists, 3rd in rebs ... leads SEC in 3-pt %age (.439), 2nd in 3s/gm (2.5), is 18th in scoring ... last 3 gms - 3.3 apg ... 2x All-ACC at Ga. Tech.	Career Highs Pts: 37 at Ohio State, 11/14/16 Reb: 10 at Ohio State, 11/14/16 Ast: 5 at Ohio State, 11/14/16 Stl: 3 at Ohio State, 11/14/16
		PPG 14.4 RPG 5.0 APG 3.0 FG% .385 FT% .439		
4		Doniyah Cliney 6-0 • So. • Guard • Newark, N.J. <i>dawn-YAY CLY-nee</i>	LAST GAME: 6 pts, 4 rebs vs. UCLA NOTABLE: Athletic guard with good size ... continuing to find feel for the game after playing just second half of 2015-16 due to hand injury ... locked in defensively last three games ... last 3 games - 6.3 ppg, 7.0 rpg.	Career Highs Pts: 10 vs. Florida, 2/11/16 Reb: 9 vs. Clemson, 12/15/16 Ast: 4 vs. Maine, 11/21/16 Stl: 3 vs. Georgia, 2/18/16
		PPG 3.1 RPG 3.9 APG 0.9 FG% .409 FT% .632		
10		Alisha Gray 6-0 • Jr. • Guard • Sandersville, Ga. <i>uh-LEE-shub</i>	LAST GAME: 11 pts, 3 rebs, 2 assts vs. UCLA NOTABLE: Steady contributor in every area ... scored 10+ pts 8 times, 4+ assists 4 times, 5+ rebs 4 times ... 9th in SEC in FG%, 22nd in scoring, 10th in nation in A:TO ratio (3.4) ... 1st-team All-ACC at UNC.	Career Highs Pts: 24 at Ohio State, 11/14/16 Reb: 8 vs. Saint Peter's, 11/22/16 Ast: 7 vs. Minnesota, 12/11/16 Stl: 2, 4x, vs. Clemson, 12/15/16
		PPG 13.6 RPG 4.2 APG 3.1 FG% .500 FT% .706		
12		Araion Bradshaw 5-6 • Fr. • Guard • Boston, Mass. <i>R-ee-on</i>	LAST GAME: 1 ast, 9 mins vs. Clemson NOTABLE: Scrappy guard ... has played in six games, including solid minutes in home games ... rated No. 10 guard in 2016 class ... helped Tabor Academy to back-to-back appearances in state tournament finals.	Career Highs Pts: 3, 2x, vs. Minn., 12/11/16 Reb: 2 vs. Minnesota, 12/11/16 Ast: 2 vs. Minnesota, 12/11/16 Stl: 2 vs. Hampton, 11/20/16
		PPG 0.9 RPG 0.6 APG 0.9 FG% .333 FT% --		
15		Tiffany Davis 5-7 • Sr. • Guard • Houston, Texas	LAST GAME: 4 mins vs. Clemson NOTABLE: Team captain ... missed 2015-16 after knee injury in September ... has played just two full seasons due to injuries ... gave great minutes off the bench against #4/4 Louisville.	Career Highs Pts: 11 vs. Ole Miss, 1/30/14 Reb: 6 at Arkansas, 1/2/14 Ast: 3, 4x, vs. SC St., 12/22/13 Stl: 5 vs. Elon, 11/9/12
		PPG 0.9 RPG 1.4 APG 0.3 FG% .154 FT% .600		
21		Mikiah Herbert Harrigan 6-2 • Fr. • For. • Pembroke Pines, Fla.. <i>muh-KEE-uh</i>	LAST GM: 2 pts, 7 rebs, 3 blks vs. UCLA NOTABLE: Versatile forward with skill on both ends of the court ... has scored in double figures twice ... last 2 games - 6.0 rpg, 2.5 bpg ... helped Flanagan to four district titles ... FBCA 8A Player of the Year.	Career Highs Pts: 13 vs. Maine, 11/21/16 Reb: 8 vs. Maine, 11/21/16 Blk: 3 vs. UCLA Stl: 2 vs. Saint Peter's, 11/22/16
		PPG 6.2 RPG 4.8 BPG 1.0 FG% .460 FT% .727		
22		A'ja Wilson 6-5 • Jr. • Forward • Hopkins, S.C. <i>A-zhub</i>	LAST GAME: 13 pts, 13 rebs vs. UCLA NOTABLE: Team captain ... last 5 gms, 18.4 ppg, 9.4 rpg ... leads SEC in blocks/game (33rd in nation), 6th in FG%, 7th in ppg ... team's top scorer in five times ... rated #1 in nation by espnW.	Career Highs Pts: 31 at Texas, 12/2/16 Reb: 19 at Kentucky, 3/1/15 Blk: 8, 2x, vs. TAMU, 1/17/16 Stl: 4 vs. Syracuse, 3/25/16
		PPG 16.2 RPG 7.0 BPG 2.3 FG% .531 FT% .700		
41		Alaina Coates 6-4 • Sr. • Center • Irmo, S.C. <i>uh-LAY-nub COATS</i>	LAST GM: 20 pts, 14 rebs vs. UCLA NOTABLE: Dominant inside ... good passer out of post and in high-low action ... team captain ... 5th in nation in FG %age, 10th in rpg, 4th in dbl-dbls (7) ... last 3 gms - 18.3 ppg, 11.7 rpg ... rated #9 in nation by espnW.	Career Highs Pts: 29 vs. Winthrop, 12/13/15 Reb: 18 at Alabama, 2/22/16 Blk: 10 vs. Winthrop, 12/13/15 Ast: 6 at Texas A&M, 1/31/16
		PPG 15.2 RPG 11.1 BPG 1.9 FG% .682 FT% .679		
52		Tyasha Harris 5-10 • Fr. • Guard • Noblesville, Ind. <i>ty-A-shub</i>	LAST GAME: 2 pts, 1 reb, 1 ast vs. UCLA NOTABLE: Poised, quick, decisive point guard, good defender ... 3rd on team in assists ... first career start vs. Minn. ... won gold at FIBA U18 Americas Championship ... finalist for Indiana's Miss Basketball.	Career Highs Pts: 10 at Texas, 12/1/16 Reb: 2, 2x, vs. Maine, 11/21/16 Ast: 6, 2x, vs. Minn., 12/11/16 Stl: 3 at Texas, 12/1/16
		PPG 4.1 RPG 0.9 APG 2.3 FG% .400 FT% .583		

Starter **Reserve**

Based on most recent game

Five Second Count

South Carolina is one of three programs in the nation to appear in every AP top 10 since the start of the 2014-15 season. The Gamecocks have played in four of the last five NCAA Sweet 16s, including the 2015 Final Four. In the SEC, South Carolina is the three-time reigning regular-season champion, including last season's 16-0 record, and claimed the last two SEC Tournaments.

Quick Facts

The University

Location: Columbia, S.C.

Founded: 1801

Enrollment: 33,724

Colors: Garnet (PMS 202C) and Black

Nickname: Gamecocks

Conference: Southeastern

President: Dr. Harris Pastides

Athletics Director: Ray Tanner

Facility: Colonial Life Arena (18,000)

Coaching Staff

Head Coach: Dawn Staley

Alma Mater: Virginia, 1992

Overall Record: 369-157 (17th season)

School Record: 197-77 (9th season)

Assoc. Head Coach (Alma Mater):

Lisa Boyer (Ithaca, 1979)

Assistant Coaches (Alma Mater):

Nikki McCray-Penson (Tennessee, 1995)

Fred Chmiel (Excelsior, 2001)

Team Information

2015-16 Record: 33-2

Home: 16-1 Away: 11-0 Neutral: 6-1

SEC Record (Finish): 16-0 (1st)

Home: 8-0 Away: 8-0

Letterwinners Returning/Lost: 5/7

Starters Returning/Lost: 2/3

Program History

First Year of Women's Basketball: 1974-75

All-Time Record: 777-506 (43rd season)

All-Time SEC Record: 147-200 (26th season)

NCAA Appearances (Last): 13 (2016)

NCAA Tournament Record: 19-13

2016 NCAA Result: Sweet 16, L 72-80,

Syracuse, Sioux Falls, S.C.

WNIT Appearances (Last): 4 (2011)

WNIT Record: 3-4

Media Relations

Women's Basketball Contact: Diana Koval

Office: 803.777.7977

Cell: 314.369.6050

Email: dkoval@mailbox.sc.edu

Press Row Phone: 803.777.6182

Athletics Department on the Web

Website: GamecocksOnline.com

Twitter: @GamecocksOnline

Instagram: @GamecocksOnline

Facebook: Facebook.com/GamecocksOnline

YouTube: YouTube.com/GamecocksOnline

Women's Basketball on Twitter

Team: @GamecockWBB

Head Coach: @DawnStaley

By the Numbers

- 1 Blocked shot separating junior A'ja Wilson's program career record from senior center Alaina Coates' total (191-190)
- 2 Opposing players to grab double-digit rebounds against the Gamecocks this season
- 3 Wins against AP top-10 opponents by the Gamecocks this season, the third-straight season of at least that many
- 4 Gamecocks ranked among the SEC's top 25 scorers
- 5 Games this season in which the Gamecock defense has held an opponent under 30.0 percent field goal shooting, including #9/9 UCLA (Dec. 18)
- 5 Games in which South Carolina has made at least 20 free throws, including all four wins over ranked opponents
- 8 20-point games this season by a Gamecock, led by three such outings for A'ja Wilson
- 10 Quarters this season in which a Gamecock has scored in double figures, led by five from Kaela Davis
- 23.0 Points per second quarter by the Gamecocks this season, their highest-scoring quarter
- 82 Consecutive AP Polls in which South Carolina has appeared

Savannah State Series Notes

The Gamecocks are 8-0 against Savannah State with all eight previous games played in Columbia. Six of the all-time contests have been played during the Dawn Staley era at South Carolina, which won both matchups two seasons ago as the Tigers earned an NCAA Tournament spot against the Gamecocks in the first round.

Current Streaks

	Total	Home	Road	Neut.
Overall	W3	W11	L1	W1
SEC	W16	W26	W8	—
Non-Conference	W3	W8	L1	W1
Ranked Teams	W4	W2	W6	W1

South Carolina's results vs. Savannah State since the arrival of Staley:

Date	W/L	Score	Site	Rank (SC/CU)
12/5/10	W	52-33	H	-/-
12/21/11	W	65-39	H	-/-
11/15/12	W	78-47	H	-/-
12/28/13	W	82-40	H	13/-
12/14/14	W	111-49	H	1/-
3/20/15	W	81-48	H	3/-

Road Ready

The Gamecocks are 230-246 all-time in true road games, including a 58-35 mark under head coach Dawn Staley. In non-conference action, Staley is 20-9 on the road during her nine seasons at South Carolina.

Rankings Review

Ranked sixth in this week's AP Poll, the Gamecocks are in the midst of the nation's third-longest active top-10 ranking streak (58), trailing just UConn (221) and Notre Dame (114) and well ahead of fourth-place Baylor (43). South Carolina has appeared in the top 25 in each of the last 82 AP Polls.

Tough Tasks

Head coach Dawn Staley did not shy away from a challenging schedule this season, despite

Gamecocks in the Rankings

(Through games of 12/19)

Team	SEC	NCAA	Actual	SEC	NCAA	Actual
Alaina Coates						
Scoring	14	170	15.2			
Rebounding	2	10	11.1			
Offensive Rebounding	3	—	3.9			
Blocked Shots Per Game	4	66	1.9			
Field Goal Percentage	1	5	.682			
Double-Doubles	1	4	7			
Bianca Cuevas-Moore						
Steals Per Game	12	172	2.0			
M. Herbert Harrigan						
Blocked Shots Per Game	14	225	1.1			
Kaela Davis						
Scoring	18	225	14.4			
Free Throw Percentage	8	165	.781			
3-Pt FG Percentage	1	53	.439			
3-Pt FG Made Per Game	2	79	2.5			
Allisha Gray						
Scoring	22	—	13.6			
Field Goal Percentage	9	87	.500			
Assist-to-Turnover Ratio	1	10	3.4			
A'ja Wilson						
Scoring	7	122	16.2			
Rebounding	14	236	7.0			
Field Goal Percentage	6	62	.531			
Blocked Shots Per Game	1	33	2.3			

having to replace five seniors from last season's squad. The Gamecocks' overall schedule is ranked the fifth-toughest in the nation based on opponent winning percentage (.752).

South Carolina's schedule features nine games against teams ranked in either the AP or USA Today Coaches Top 25 this week, including four against this week's top-10 teams. Just three of those nine games are home games for the Gamecocks.

The Gamecocks are currently 4-0 against ranked opponents.

League Legends

The Gamecocks are the only team in the nation to boast two former WNBA All-Stars on their coaching staff in head coach Dawn Staley and assistant coach Nikki McCray-Penson. Five other programs tout multiple WNBA alums – Miami, Notre Dame, Penn State, Texas and Vanderbilt – but only Beth Cunningham at Notre Dame and Tina Thompson at Texas earned All-Star status at least once in their time in the league.

South Carolina has the added bonus of its other two coaches – associate head coach Lisa Boyer and assistant coach Fred Chmiel – having experience coaching in the WNBA as well.

Location, Location, Location

South Carolina averages 43.0 points in the paint this season, making up 52.1 percent of the Gamecocks' offense. Just one opponent has out-

scored South Carolina in the paint this season – Duke (42-32, 12/3/16), and the Gamecocks have out-paced their opponents in that space by 19.0 points per game. Their interior advantage has been at least 20 points five times, including a season-high 44 points against Maine (Nov. 21). In four games against ranked opponents, South Carolina has out-scored its opponent 158-118 in the paint.

Blocking Scheme

South Carolina leads the SEC and ranks 14th in the nation with 6.3 blocked shots per game. The two driving forces of that defensive movement are also the program's all-time career blocked shot leaders – A'ja Wilson (191) and Alaina Coates (190) – and the only two teammates among the top 15 on the NCAA Division I active blocked shots list.

Wilson broke the school record earlier this season (vs. Saint Peter's, Nov. 22) but can hardly celebrate with Coates nipping at her heels. The duo may trade the record several times this season as Wilson leads the SEC with 2.3 blocks per game, and Coates is closing in at 1.9 per game for fourth in the league.

Helping Hands

South Carolina head coach Dawn Staley likes to say that with good movement, the ball will find who is supposed to shoot it on any given possession. With four 1,000-point scorers on this

season's team, many observers wondered how the quartet would abide that philosophy.

Early returns are good as the Gamecocks rank are second in the SEC in assists per game at 16.7. The quartet of 1,000-point scorers account for 9.4 assists per game of that average with Allisha Gray leading the way at 3.1 and Kaela Davis just behind at 3.0.

They're Free, Take Two!

South Carolina ranks among the nation's top 15 in free throws attempted (9th) and made (13th). With the teams in the top 10 playing between 10 and 13 games, the Gamecocks move higher when looking at averages.

With 26.10 free throw attempts per game, South Carolina trails only SEC rival Alabama, which attempts 27.0 per game. The Gamecocks are third in free throws made per game at 18.00, trailing Iowa State (19.4) and Kent State (18.6).

Alai-ja Awaits

Opponents may be inclined to think of the paint as the Gamecock-owned continent of Alai-ja as senior center Alaina Coates and junior forward A'ja Wilson have firmly planted the flag in the lane on both ends of the court. Both were on numerous preseason All-America lists this season with Wilson grabbing 32 of a possible 33 first-team votes from the Associated Press. ESPN tapped Wilson as the top player in the nation this season as well, naming Coates the No. 9 player.

Record Book Watch

The Gamecocks' starting frontcourt of Alaina Coates and A'ja Wilson are moving up the career record books quickly. Here's their current standing:

Free Throws Made

Player	Gms	FTM
1. Shannon Johnson (1993-96)	109	478
2. Martha Parker (1986-89)	124	473
3. Tiffany Mitchell (2013-16)	139	447
4. Sheila Foster (1979-82)	134	418
5. Jocelyn Penn (1999-03)	117	411
6. Alaina Coates (2014-present)	115	363
7. Nikki Miars (1996-99)	108	357
8. Annie Lester (1997-2000)	110	333
9. Aleighsa Welch (2012-15)	137	329
10. Marsha Williams (1990-93)	116	319

Free Throw Attempts

Player	Gms	FTA
1. Shannon Johnson (1993-96)	109	679
2. Martha Parker (1986-89)	124	641
3. Sheila Foster (1979-82)	134	624
4. Jocelyn Penn (1999-03)	117	604
5. Tiffany Mitchell (2013-16)	139	578
6. Alaina Coates (2014-present)	115	565
7. Aleighsa Welch (2012-15)	137	545
8. Marsha Williams (1990-93)	116	513
9. Nikki Miars (1996-99)	108	474
10. Annie Lester (1997-2000)	110	455

Rebounds

Player	Gms	Reb.
1. Sheila Foster (1979-82)	134	1427
2. Alaina Coates (2014-present)	115	1041
3. Marsha Williams (1990-93)	116	1026
4. Aleighsa Welch (2012-15)	137	956
5. Schonna Banner (1987-90)	125	901
6. Sharon Gilmore (1983-86)	110	882
7. Denise Nanney (1975-77)	78	877
8. Brantley Southers (1982-86)	120	862
9. Petra Ujhelyi (2000-03)	119	834
10. Katrina Anderson (1978-79)	71	805

Offensive Rebounds (Since 1987-88)

Player	Gms	Reb.
1. Aleighsa Welch (2012-15)	137	449
2. Marsha Williams (1990-93)	116	427
3. Annie Lester (1997-2000)	110	348
4. Jocelyn Penn (1999-03)	117	345
5. Ashley Bruner (2010-13)	128	338
6. Alaina Coates (2014-present)	115	327
7. Demetress Adams (2006-09)	112	274
8. Petra Ujhelyi (2000-03)	119	255
9. Michelle Murray (1990-93)	96	254
10. Charenee Stephens (2009-12)	110	253

Double-Doubles

Player	Gms	Dbl-Dbl.
1. Sheila Foster (1979-82)	134	72
2. Alaina Coates (2014-present)	115	49
3. Marsha Williams (1990-93)	116	44
4. Denise Nanney (1975-77)	78	42
5. Katrina Anderson (1978-79)	71	41
6. Sharon Gilmore (1983-86)	110	32
7. Brantley Southers (1982-86)	120	29
8. Beth Hunt (1989-90)	63	27
9. Schonna Banner (1987-90)	125	25
10. Aleighsa Welch (2012-15)	137	24
— A'ja Wilson (2015-present)	80	22

Blocked Shots

Player	Gms	Blk
1. A'ja Wilson (2015-present)	80	191
2. Alaina Coates (2014-present)	115	190
3. Lakesha Tolliver (2004-07)	112	177
4. Elem Ibiam (2012-15)	126	164
5. Michelle Murray (1990-93)	96	148
6. Petra Ujhelyi (2000-03)	119	143
7. Demetress Adams (2006-09)	112	140
8. Ilona Burgrova (2005-08)	123	133
9. Aleighsa Welch (2012-15)	137	130
10. Iva Sliskovic (2004-07)	119	114

Gamecocks in 2016-17 National Polls

Poll	Pre	11/14	11/21	11/28	12/5	12/12	12/19	12/26	1/2	1/9	1/16	1/23	1/30	2/6	2/13	2/20	2/27	3/6	3/12	Final
Associated Press	4	4	3	3	6	6	6													
Coaches	3	3	3	3	6	6														

This season, the pair combine to average 31.4 points and 18.1 rebounds while shooting a combined 59.6 percent from the field. The duo also averages 3.3 assists this season. Defensively, they combine for 4.2 blocked shots per game.

Earning All-America and First-Team All-SEC status last season, the duo averaged a combined 27.3 points, 18.5 rebounds and 4.2 blocks. In the Gamecocks' 15 games against ranked opponents, the pair was even more dominant with 29.7 points per game, 20.3 rebounds per contest and 4.9 blocks per outing.

Four x 1,000

South Carolina boasts four 1,000-point scorers on this season's roster, led by Alaina Coates (1,393) and A'ja Wilson (1,178). Junior transfers Kaela Davis (1,390 – includes 1,246 at Georgia Tech) and Allisha Gray (1,189 – includes 1,053 at North Carolina). All four were first-team all-conference selections in their most recent seasons as well.

Quarter Breakdown

Through 10 games this season, South Carolina has out-scored its opponent in all but eight quarters. The Gamecocks have out-paced their opponent by double digits 13 times in the 40 quarters, including a season-high differential of 25 points (37-12) in the first quarter against Saint Peter's (Nov. 22).

South Carolina has shot at least 50.0 percent from the field 15 times in its 40 quarters of action, led by a its 71.4 percent accuracy in the first quarter against Saint Peter's (Nov. 22). The Gamecocks' 37 points in that quarter are the most for the program since the NCAA went to the format for the 2015-16 season.

Here's a more detailed look at the quarter-

by-quarter production for the Gamecocks this season:

Qtr.	SC/Opp Avg. Pts	SC/Opp FG%	Avg. Pts. Margin
1	19.4/14.0	.435/.362	+5.4
2	23.0/14.1	.522/.336	+8.9
3	21.7/14.4	.503/.335	+7.3
4	18.4/14.9	.393/.335	+3.5

Individually, junior guard Kaela Davis leads the Gamecocks with five double-digit scoring quarters and has the highest-scoring quarter this season with 14 points in the second against Minnesota (Dec. 11). Alaina Coates and A'ja Wilson each of two double-digit scoring quarters, and Allisha Gray has one.

SEC Active

Senior Alaina Coates and junior A'ja Wilson feature prominently in the SEC's active leader boards this season.

Coates is running away with the double-double chart at 49 and the rebounding mark at

1,041 – over 350 more than the second-place player. Coates' 190 career blocks are just one behind league leader Wilson's 191, more than 60 ahead of third place. Coates is fourth in scoring at 1,393 and in field goals made (515).

In addition to leading the blocks list, Wilson is third in double-doubles with 22 and sixth in scoring with 1,178 career points. She is fourth in rebounding (600).

2016-17 Awards

Alaina Coates

USBWA National Player of the Week (12/13-19)
Three-time SEC Player of the Week (11/15-21;
11/22-28; 12/13-19)

Rated No. 9 player in the nation by espnW
Naismith Trophy Top 50 Preseason Watch List
Wade Watch List (Preseason)
Preseason All-America Second Team (espnW,
Lindy's, Sporting News)
Preseason All-SEC First Team (Media, Coaches)

Kaela Davis

Naismith Trophy Top 50 Preseason Watch List

Allisha Gray

Naismith Trophy Top 50 Preseason Watch List

A'ja Wilson

Rated No. 1 player in the nation by espnW
Naismith Trophy Top 50 Preseason Watch List
Wade Watch List (Preseason)
Preseason All-America First Team (AP, espnW,
Athlon, Lindy's, Sporting News)
Preseason SEC Player of the Year (Media, Coaches)
Preseason All-SEC First Team (Media, Coaches)

Team

Preseason Rankings – #2 USBWA; #3 USA Today/
Coaches, ESPN, Athlon; #4 AP, Lindy's; #6
Sporting News; #7 SLAM
Predicted SEC Champion (Media, Coaches)

2016-17 Double-Doubles

Alaina Coates (7)

11/14	at Ohio State	10 pts/13 rebs
11/20	Hampton	28 pts/16 rebs
11/21	Maine	12 pts/14 rebs
11/27	vs. Louisville	17 pts/14 rebs
12/11	Minnesota	16 pts/ 11 rebs
12/15	Clemson	19 pts/10 rebs
12/18	UCLA	20 pts/14 rebs

Kaela Davis (1)

11/14	at Ohio State	37 pts/10 rebs
-------	---------------	----------------

A'ja Wilson (3)

12/1	at Texas	31 pts/12 rebs
12/15	Clemson	20 pts/ 10 rebs
12/18	UCLA	13 pts/ 13 rebs

The Staley Era

In her ninth season at the South Carolina helm, head coach Dawn Staley has guided the program to unprecedented success not just in the SEC but on the national stage as well. Staley led the program to its first ever No. 1 ranking in both the AP and USA Today/Coaches Poll. She also delivered the first SEC regular-season and tournament championships. In fact, Staley has accounted for 83 of the program's all-time 147 SEC regular-season victories – 56.5 percent in just eight of the 25 seasons the Gamecocks have been in the league.

The Staley Era (2008-09 through present)

Wins	
30-Win Seasons	2
25-Win Seasons	5
20-Win Seasons	5
Winning Seasons	6

National Rankings

Weeks in the AP Top 25	85
Weeks in the AP Top 10	58
Weeks in the AP Top 3	42
Weeks at AP No. 1	12

Postseason

NCAA Tournament Appearances	5
NCAA Sweet 16s	4
NCAA Final Fours	1

In the SEC

Regular-Season Championships	3
Regular-Season Top 5 Finishes	6
Tournament Championships	2
Double-Digit Wins	5

Pre-Staley in the SEC (1991-92 through 2007-08)

Wins	
30-Win Seasons	0
25-Win Seasons	1
20-Win Seasons	2
Winning Seasons	

National Rankings

Weeks in the AP Top 25	32
Weeks in the AP Top 10	6
Weeks in the AP Top 3	0
Weeks at AP No. 1	0

Postseason

NCAA Tournament Appearances	2
NCAA Sweet 16s	1
NCAA Final Fours	0

In the SEC

Regular-Season Championships	0
Regular-Season Top 5 Finishes	2
Tournament Championships	0
Double-Digit Wins	1

Pre-Staley All-Time (1974-75 through 2007-08)

Wins	
30-Win Seasons	1
25-Win Seasons	3
20-Win Seasons	9
Winning Seasons	

National Rankings

Weeks in the AP Top 25	130
Weeks in the AP Top 10	31
Weeks in the AP Top 3	6
Weeks at AP No. 1	0

Postseason

NCAA Tournament Appearances	8
NCAA Sweet 16s	3
NCAA Final Fours	0

In Conference (SEC and Metro 1983-84 thru 1990-91)

Regular-Season Championships	5
Regular-Season Top 5 Finishes	10
Tournament Championships	3
Double-Digit Wins	5

This is 30

With 30-point games already this season by juniors Kaela Davis (37 at #7/6 Ohio State, 11/14) and A'ja Wilson (31 at #14/15 Texas, 12/1), the Gamecocks have more 30-point games in a season since the 2002-03 season when Jocelyn Penn recorded three such outings, none of which were against a ranked opponent.

The program record for 30-point games in a season is six with the most recent coming in 1994-95. In each of the three seasons with six 30-point games, every game was recorded by the same Gamecock. Shannon Johnson posted six in 1994-95 to duplicate her effort in 1993-94. Beth Hunt originally set the record with her six 30-point games in the 1989-90 campaign. The only 30-point outing against a ranked opponent in those three seasons was Beth Hunt's 34-point showing in a losing effort at then-No. 18 Southern Miss.

Individually, only eight 30-point games by a Gamecock have come against ranked opponents, including this season's showings from Davis and Wilson. Davis' 37 points is the most in a game against a ranked opponent and was the first since Johnson netted 35 against then-#5 Tennessee on Feb. 15, 1996, which until Davis' 37 was the highest-scoring game against a ranked opponent in program history.

Here's a list of the Gamecocks' individual 30-point games against a ranked opponent:

Pts.	Player	Opp.	Date
37	K. Davis	at #7/6 Ohio St.	11/14/16
35	S. Johnson	#5 Tennessee	2/15/96
34	B. Hunt	#18 Southern Miss	1/29/90
32	S. Johnson	#2 Tennessee	2/8/94
32	Ma. Williams	#22 Florida St.	2/4/91
32	K. Anderson	vs. #14 Memphis	3/4/78
31	A. Wilson	at #14/15 Texas	12/1/16
30	B. Southers	#19 Clemson	12/3/83

Fourth Follow-Up?

The Gamecocks enter the 2016-17 season as the three-time reigning SEC regular-season champions, becoming just the third program to win three straight titles, joining Tennessee (2000-04 and 1993-95) and Auburn (1987-89).

SEC coaches and the media picked the Gamecocks to claim the conference title again this

season. The league has had the same champion four straight seasons just once before when Tennessee claimed its fourth straight in 2003 en route to the league-record five consecutive titles (2000-04).

Games Led Team In...

(Tied for team lead in each category included)

Scoring	2016-17	Career	Record
A'ja Wilson	5	35	31-4
Alaina Coates	4	23	21-2
Kaela Davis	2	2	2-0
Allisha Gray	1	1	1-0
Bianca Cuevas-Moore	0	3	3-0

Rebounding	2016-17	Career	Record
Alaina Coates	7	65	61-4
A'ja Wilson	3	26	24-2
Allisha Gray	2	2	1-1
Doniyah Cliney	1	1	1-0
Kaela Davis	1	1	0-1

Assists	2016-17	Career	Record
Kaela Davis	4	4	4-0
Allisha Gray	3	3	2-1
Bianca Cuevas-Moore	2	13	12-1
A'ja Wilson	2	3	3-0
Doniyah Cliney	1	1	1-0
Tyasha Harris	1	1	1-0
M. Herbert Harrigan	1	1	1-0
Alaina Coates	0	3	3-0

Miscellaneous Stats

Triple-Doubles	2016-17	Career	Record
Alaina Coates	0	1	1-0

Double-Doubles	2016-17	Career	Record
Alaina Coates	7	49	47-2
A'ja Wilson	3	22	20-2
Kaela Davis	1	1	1-0

30+ Points	2016-17	Career	Record
Kaela Davis	1	1	1-0
A'ja Wilson	1	1	1-0

20+ Points	2016-17	Career	Record
A'ja Wilson	3	15	14-1
Alaina Coates	2	14	13-1
Kaela Davis	2	2	2-0
Allisha Gray	1	1	1-0
Bianca Cuevas-Moore	0	2	2-0

10+ Points	2016-17	Career	Record
A'ja Wilson	9	66	60-6
Alaina Coates	8	80	77-3
Kaela Davis	8	8	7-1
Allisha Gray	8	8	7-1
Bianca Cuevas-Moore	2	18	18-0
M. Herbert Harrigan	2	2	2-0
Tyasha Harris	1	1	1-0
Doniyah Cliney	0	1	1-0
Tiffany Davis	0	1	1-0

10+ Rebounds	2016-17	Career	Record
Alaina Coates	7	56	54-2
A'ja Wilson	3	23	21-2
Kaela Davis	1	1	1-0

5+ Assists	2016-17	Career	Record
Kaela Davis	2	2	2-0
Allisha Gray	3	3	2-1
Tyasha Harris	2	2	2-0
A'ja Wilson	1	1	1-0
Bianca Cuevas-Moore	0	6	6-0
Alaina Coates	0	1	1-0

5+ Steals	2016-17	Career	Record
Bianca Cuevas-Moore	1	2	2-0
Tiffany Davis	0	1	1-0

5+ Blocks	2016-17	Career	Record
A'ja Wilson	0	7	6-1
Alaina Coates	0	4	4-0

2016-17 Scoring Differentials

Largest lead in a win.....	by 57 (93-36), 4th-1:37, vs. Saint Peter's, 11/22
Largest deficit overcome to win.....	by 7 (8-15), 2nd-7:15, vs. UCLA, 12/18
Largest lead given up in a loss.....	by 11 (16-5), 1st-3:46, at Duke, 12/4
Largest deficit in a loss.....	by 12 (74-62), 4th-0:38, at Duke, 12/4

Team Specialty Stats

South Carolina-Opponent

	Pts. in Paint	Pts. Off TOs	2nd Chance Pts	Fast Break Pts
11/14 at OSU	44-30	16-17	13-12	18-12
11/20 HU	46-20	35-2	23-7	12-3
11/21 Maine	52-8	20-7	14-2	11-0
11/22 SPU	50-14	30-8	17-9	26-0
11/27 vs. UL	40-24	18-15	20-5	14-2
12/1 at Texas	34-30	14-7	14-16	2-8
12/4 at Duke	32-42	18-28	14-15	9-12
12/11 Minn.	42-12	12-11	20-21	18-9
12/15 Clem.	50-26	10-6	21-8	13-4
12/18 UCLA	40-34	5-15	19-12	8-14
12/21 at SSU				
1/1 Ala.				
1/5 at Aub.				
1/8 at Fla.				
1/12 UGa				
1/15 at LSU				
1/19 Miss.				
1/23 MSU				
1/26 at UGa				
1/30 Tenn.				
2/2 at UK				
2/5 at Ark.				
2/9 Aub.				
2/13 at UConn				
2/16 Vandy				
2/19 at Mizz.				
2/23 at TAMU				
2/26 UK				
Season Avg.	43.0-24.0	17.8-11.6	17.5-10.7	13.1-6.4

Starters vs. Bench Points

	SC Starters	Opp. Starters	SC Bench	Opp. Bench
11/14 at OSU	85	76	7	4
11/20 HU	71	23	21	15
11/21 Maine	53	16	26	26
11/22 SPU	68	28	25	10
11/27 vs. UL	68	34	15	25
12/1 at Texas	64	47	12	20
12/4 at Duke	60	62	3	12
12/11 Minn.	59	37	39	21
12/15 Clem.	68	43	15	18
12/18 UCLA	56	46	10	11
12/21 at SSU				
1/1 Ala.				
1/5 at Aub.				
1/8 at Fla.				
1/12 UGa				
1/15 at LSU				
1/19 Miss.				
1/23 MSU				
1/26 at UGa				
1/30 Tenn.				
2/2 at UK				
2/5 at Ark.				
2/9 Aub.				
2/13 at UConn				
2/16 Vandy				
2/19 at Mizz.				
2/23 at TAMU				
2/26 UK				
Season Avg.	65.2	41.2	17.3	16.2

Great Gamecock Fans

With over 10,000 season-ticket holders for the second-straight season, South Carolina leads the nation in average attendance at 12,008 and is the only program drawing at least 10,000 fans per game.

Of the 15 NCAA Division I games this season drawing at least 10,000 fans, South Carolina accounts for six of them, including the nation's highest attended game of the season – 13,367 vs. UCLA (Dec. 18).

The Gamecocks have posted the highest average attendance at the end of the last two seasons and have enjoyed steady fan growth over the last five years – 3,952 in 2012-13; 6,371 in 2013-14; 12,293 in 2014-15; 14,364 in 2015-16.

Back in (Garnet and) Black

The Gamecocks return four letterwinners from last season with a fifth, Tiffany Davis, returning after missing 2015-16 due to injury. Five of those six letterwinners are junior and seniors.

New Faces

Five new Gamecocks join the fold this season with the four freshmen taking the court right away. Junior forward Alexis Jennings will sit out this season due to NCAA transfer rules.

Guard Tyasha Harris (Noblesville, Ind.) headlines the freshman class, coming off a summer spent helping the U.S. to its seventh-straight gold medal in the FIBA U18 Americas Championship. Araion Bradshaw (Hyde Park, Mass.) and Victoria Patrick (Orlando, Fla.) join her in the guard spot. Bradshaw is point guard with good court vision, and Patrick comes in as a scorer to help stretch the floor. Forward Mikiah Herbert Harrigan rounds out the class, bringing athleticism, speed and perimeter shooting to the team.

The quartet combines to play 49.6 minutes per game, while contributing 12.2 points per game. Harris leads the group in minutes at 19.9 per game and was the first of the group to earn a starting spot (Dec. 11 vs. Minnesota). Herbert Harrigan is on top of the scoring average at 6.2.

The Amazing Technicolor Dream Coates

Senior center Alaina Coates has been on a mission and playing with a passion that is on display every minute she is on the court this season. The result has her averaging a double-double (15.2 ppg/11.1 rpg) and ranked among the nation's top 10 in field goal percentage (5th, .682), rebounding (10th) and double-doubles (4th, 7).

In the midst of one of the most productive careers for a post player in South Carolina history, Coates became the third Gamecock all-time to reach the 1,000-rebound plateau, hitting the mark in a strong second-half effort at #14/15 Texas (Dec. 1). And now sits in second place in the program's all-time standings with 1,041, trailing the Sheila Foster's record of 1,427.

Coates' 49 career double-doubles are second in program history, trailing only Foster's school-record 72. The Irmo, S.C., native is also a defensive force, ranking second in career blocked shots at 190, just behind teammate A'ja Wilson's 191.

AW = All-World

In her third season at South Carolina, junior forward A'ja Wilson is already one of the most decorated Gamecocks in program history as a three-time All-American, the reigning SEC Player and Defensive Player of the Year and a finalist for all three national player of the year awards last season.

This season, Wilson is back atop the Gamecocks' scoring list with 16.2 points per game to rank seventh in the SEC. She has three 20-point games to her credit already, including a career-best 31 points at #14/15 Texas (Dec. 1). Shooting 53.1 percent from the field, she is sixth in the SEC and 62nd in the nation.

Defensively, Wilson is just as strong as last season when she set the school record for blocked shots in a season with 103. This season, her 2.3 blocks per game lead the SEC and rank 33rd in the nation. She broke the school record for career blocks (previously 177) with two against Saint Peter's (Nov. 22) and now sits at 191 in just 80 career games played.

KD for 3

Junior transfer Kaela Davis wasted little time making her mark on the Gamecock program, opening her South Carolina career with a 37-point, 10-rebound, five-assist effort at No. 7/6 Ohio State (Nov. 14). A recent 22-point outing against Minnesota (Dec. 11) further solidified her outside shooting prowess, as she hit 6-of-10 from

AP Top 25

(Week of 12/19)

1. Connecticut	9-0
2. Notre Dame	10-1
3. Baylor	11-1
4. Maryland	11-0
5. Mississippi State	12-0
6. South Carolina	9-1
7. Florida State	10-1
8. Louisville	11-2
9. Washington	11-1
10. UCLA	8-2
11. Miami	9-1
12. Ohio State	9-3
13. West Virginia	11-0
14. Stanford	8-2
15. Colorado	10-0
16. Texas	5-4
17. Duke	10-1
18. Kentucky	8-3
19. Syracuse	8-3
20. Oklahoma	7-2
21. South Florida	8-0
22. Arizona State	8-2
23. Virginia Tech	11-0
24. Kansas State	10-1
25. Oregon State	7-1

USA Today Coaches Top 25

(Week of 12/12)

1. Connecticut	9-0
2. Notre Dame	9-1
3. Maryland	10-0
4. Baylor	10-1
5. Mississippi State	9-0
6. South Carolina	7-1
7. Florida State	10-1
8. Louisville	8-2
9. UCLA	7-1
10. Stanford	8-1
11. Washington	10-1
12. Miami	8-1
13. Ohio State	8-3
14. West Virginia	10-0
15. Oregon State	6-1
16. DePaul	6-3
17. Texas	3-4
18. Syracuse	8-3
19. South Florida	7-0
20. Duke	10-1
21. Virginia Tech	10-0
22. Oklahoma	7-2
23. Kentucky	7-3
24. California	9-0
25. Virginia Tech	10-0

2016-17 Roster

No.	Name	Pos.	Ht.	Yr.	Hometown/Last School
0	Victoria Patrick	G	5-8	Fr.	Orlando, Fla./Edgewater
1	Bianca Cuevas-Moore	G	5-6	Jr.	Bronx, N.Y./Nazareth Regional
3	Kaela Davis	G	6-2	Jr.	Suwanee, Ga./Georgia Tech
4	Doniyah Cliney	G	6-0	So.	Newark, N.J./Malcolm X Shabazz
10	Allisha Gray	G	6-0	Jr.	Sandersville, Ga./North Carolina
12	Araion Bradshaw	G	5-6	Fr.	Boston, Mass./Tabor Academy
15	Tiffany Davis	G	5-7	Sr.	Houston Texas/Westbury Christian
21	Mikiah Herbert Harrigan	F	6-2	Fr.	Pembroke Pines, Fla./Flanagan
22	A'ja Wilson	F	6-5	Jr.	Hopkins, S.C./Heathwood Hall
35	Alexis Jennings*	F	6-2	Jr.	Madison, Ala./Kentucky
41	Alaina Coates	C	6-4	Sr.	Irmo, S.C./Dutch Fork
52	Tyasha Harris	G	5-10	Fr.	Noblesville, Ind./Heritage Christian

* indicates will sit out 2015-16 due to NCAA transfer rules

Head Coach: Dawn Staley

Assoc. Head Coach: Lisa Boyer; **Assistant Coaches:** Nikki McCray-Penson, Fred Chmiel

Director of Coaching Offensive Analytics: Melanie Balcomb

beyond the arc.

Ranked 18th in the league in scoring (14.4 ppg), Davis leads the SEC in 3-point field goal percentage (.439) to rank 53rd in the nation, and her 2.5 made 3s per game are second in the league.

Davis established herself as an elite scorer in two seasons at Georgia Tech, where she became the fastest Yellow Jacket to 1,000 career points, needing just 52 games to hit the mark, and was a two-time First-Team All-ACC selection.

So far at South Carolina Davis has proven to be much more, showing the ability and willingness to play a variety of positions and roles. She is second on the team in assists at 3.0 per game and third in rebounding at 5.0 per contest.

Gray Area

Junior transfer Allisha Gray may be the Gamecocks' most quiet and consistent offensive powerhouse, scoring in double figures in eight of 10 games this season, including opening her inaugural Gamecock season with five straight double-digit scoring outings.

The unassuming six-foot guard amassed 1,000 points in her first two seasons at North Carolina and kicked off her South Carolina career with a 24-point outing at No. 7/6 Ohio State that included 10-of-18 shooting and some of the most momentum-killing baskets of the game. With sniper-like accuracy, she scores 13.6 points per game (22nd in the SEC) on 50.0 percent shooting, which is good for ninth in the SEC and 87th in the nation.

Gray's contributions go beyond the scoring column, though. She leads the team with 31 assists (3.1 apg), including six games of at least three, and leads the SEC in assist-to-turnover ratio (3.4), which ranks 10th in the country. Gray also adds 4.2 rebounds per game with four games of five or more boards. In fact, she led the team in rebounding against Saint Peter's (Nov. 22) with eight.

DC Insider

Sophomore guard Doniyah Clincy is enjoying her first full season with the Gamecocks after missing the start of her redshirt freshman campaign due to a preseason injury. The setback limited her minutes and impact during SEC play in 2015-16, but she has clearly benefitted from the full preseason preparation this season. Especially locked in defensively, the 6-foot guard has used her size and athleticism to shut down opponents and crash the boards.

In the last three games, Clincy averaged 6.3 points, 7.0 rebounds and 26.0 minutes. The extended minutes have helped dial in her shot as well as she has hit 6-of-13 from the field (.462) over that time after entering the stretch 3-of-9.

Talking Ty

Freshman point guard Tyasha Harris arrived in Columbia with lofty expectations and the ambition needed to play the position under Hall of Famer Dawn Staley. Rated the No. 8 point guard in the 2016 recruiting class, Harris has a winning pedigree with three straight state championships at Heritage Christian (Noblesville, Ind.) and a gold medal in the 2016 FIBA U18 Americas Championship.

Averaging 19.9 minutes so far this season, Harris is showing the poise and command of the position that originally caught Staley's eye. Things seemed to click for the young guard against #4/4 Louisville (Nov. 27) when she drew the second-half start and handed out five of her career-high six assists in the final two periods. Her solid play continued at #14/15 Texas (Dec. 1) where she earned a career-best 30 minutes on the court with great effort that included three steals and no turnovers.

Harris drew her first career start against Minnesota (Dec. 11) and delivered nine points on 3-for-4 shooting from 3-point range and matched her career high with six assists in just 21 minutes of action.

Bronx Bandit

Earning a steady starting role for the first time in her career, point guard Bianca Cuevas-Moore is directing the team on both sides of the ball with the maturity typical of a junior playing the position under Staley. The transition has Cuevas-Moore balancing her blazing speed and instinct to attack with abandon against her improved communication and ability to set up her teammates. She has multiple assists in all but two games this season and has committed multiple turnovers just twice through eight games.

What hasn't changed in Cuevas-Moore's game is her lightning quick hands on defense. She ranks 12th in the SEC with 2.0 steals per game. She has multiple steals in seven games this season, including matching her career high with five against Saint Peter's (Nov. 22).

Designated Survivor

As the lone non-starting post player on the Gamecocks' active roster, freshman forward Mikiah Herbert Harrigan may be in the brightest spotlight among the newcomers. Charged with learning lessons from All-Americans Alaina Coates and A'ja Wilson, the lithe, athletic Herbert Harrigan is rising to the challenge early in the season.

Pressed into service early at #7/6 Ohio State (Nov. 14) when Wilson endured foul trouble throughout the game, Herbert Harrigan reeled in five rebounds in just four minutes in the first quarter.



Around the SEC

(through games of 12/18)

	SEC Games			Overall		
	W	L	Pct.	W	L	Pct.
Mississippi State	0	0	.000	12	0	1.000
Alabama	0	0	.000	10	1	.909
Arkansas	0	0	.000	10	1	.909
Vanderbilt	0	0	.000	10	1	.909
South Carolina	0	0	.000	9	1	.900
LSU	0	0	.000	9	2	.818
Ole Miss	0	0	.000	9	2	.818
Texas A&M	0	0	.000	8	2	.800
Missouri	0	0	.000	10	3	.769
Auburn	0	0	.000	8	3	.727
Kentucky	0	0	.000	8	3	.727
Florida	0	0	.000	7	3	.700
Georgia	0	0	.000	7	4	.636
Tennessee	0	0	.000	6	4	.600

Today's Games

December 21

Washington St. at #18 Kentucky, Noon (SECN+)

Oral Roberts at Arkansas, Noon (SECN+)

Texas A&M vs. #19 Syracuse, 3:15 p.m.

Auburn vs. Drake, 4 p.m.

Florida vs. Florida A&M, 5:30 p.m.

Troy at Tennessee, 7 p.m. (SECN+)

#8 Louisville at Vanderbilt, 8 p.m. (SECN+)

UALR at LSU, 8 p.m. (SECN+)

Missouri at Saint Louis, 8 p.m.

*Rankings are listed as AP/ESPN Poll
All Times Eastern; TV Network in ()*

After the initial trial by fire on the road against a top-10 opponent, the Florida native thrived in the next four games (Hampton, Maine, Saint Peter's, Louisville), averaging 10.3 points, 5.3 rebounds and 1.3 blocks during the stretch.

USA Basketball Connection

At least one Gamecock has donned the red, white and blue for USA Basketball in each of the last three summers, and the group has helped six U.S. teams to five gold medals and one bronze in that time. Former Gamecock Tiffany Mitchell got the streak started with her FIBA 3x3 World Championship gold in 2014, which A'ja Wilson and Dawn Staley matched with a gold in the 2014 FIBA U18 Americas Championship. Staley went on to assist on USA Basketball's FIBA World Championship gold-medal team that same year. The next summer, Wilson and Staley claimed the 2015 FIBA U19 World Championship gold.

The most recent medals came from freshman Tyasha Harris who steered the U18 team to gold in the FIBA U18 Americas Championship and junior transfer Alexis Jennings, who brought home bronze from the 2016 FIBA 3x3 World Championship.

South Carolina's Record When...

	vs. Ranked	SEC	All
Record.....	4-0		9-1
Playing a ranked opponent.....	4-0		4-0
Playing at home	1-0		6-0
Playing on the road	2-0		2-1
Playing at neutral site	1-0		1-0
Leading at half	3-0		8-0
Trailing at half	0-0		0-1
Tied at half	1-0		1-0
Playing an overtime game	0-0		0-0
0 players score in double figures	0-0		0-0
1 player scores in double figures	0-0		0-0
2 players score in double figures	0-0		0-0
3 players score in double figures	1-0		3-1
4 players score in double figures	2-0		3-0
5 players score in double figures	1-0		3-0
More than 5 players in double figures.....	0-0		0-0
Starters out-score opponent's starters	4-0		9-0
Opponent's starters score equal/more	0-0		0-1
Bench out-scores opponent's bench	1-0		4-0
Opponent's bench scores equal/more.....	3-0		5-1
No reserve scores in double figures	1-0		5-1
At least one reserve scores in double figures	2-0		4-0
More than one reserve scores in double figures... ..	0-0		0-0
Shooting 50% or better	0-0		3-0
Shooting between 40-49%	3-0		5-1
Shooting between 30-39%	1-0		1-0
Shooting less than 30%	0-0		0-0
Opponent shoots 50% or better.....	0-0		0-1
Opponent shoots between 40-49%	2-0		2-0
Opponent shoots between 30-39%	1-0		2-0
Opponent shoots less than 30%	1-0		5-0
Shooting better than opponent.....	4-0		9-0
Shooting worse than/equal to opponent.....	0-0		0-1
Having more FTs made than opponent	4-0		7-0
Having equal/less FTs made than opponent	0-0		2-1
Out-rebounding opponent	3-0		8-1
Having equal/less rebounds than opponent	1-0		1-0
Having fewer TOs than opponent.....	2-0		6-0
Having equal or more TOs than opponent.....	2-0		3-1
Attempting more FT than 3FG.....	4-0		7-0
Attempting equal/less FT than 3FG	0-0		2-1
Making 5 or more 3FGs.....	1-0		4-1
Making less than 5 3FGs.....	3-0		5-0
Making no 3 FGs	0-0		0-0
Attempting 15 or more 3FGs	1-0		4-1
Attempting less than 15 3FGs	3-0		5-0

	vs. Ranked	SEC	All
No South Carolina players foul out	3-0		6-1
One or more SC players foul out.....	1-0		3-0
No opposing players foul out.....	0-0		4-1
One or more opposing players foul out	4-0		5-0
Assist at least half of field goals made.....	2-0		7-1
Assist on at least 2/3 of field goals made.....	0-0		1-0
Assist on less than half of field goals made	2-0		2-0
Scoring more pts. in paint than opponent	4-0		9-0
Scoring equal/less pts. in paint than opp.	0-0		0-1
Scoring more pts. off TOs than opponent	3-0		8-0
Scoring equal/less pts. off TOs than opp.	2-0		2-1
Scoring more 2nd-chance pts.	3-0		7-0
Scoring equal/less 2nd-chance pts.....	1-0		2-1
Scoring more fast break pts.....	2-0		7-0
Scoring equal/less fast break pts.....	2-0		2-1
Wearing white uniforms.....	2-0		6-0
Wearing black uniforms	2-0		2-1
Wearing garnet uniforms.....	0-0		1-0
Wearing pink uniforms	0-0		0-0
Playing in November.....	2-0		5-0
Playing in December	2-0		4-1
Playing in January	0-0		0-0
Playing in February	0-0		0-0
Playing in March.....	0-0		0-0
Playing during the day.....	2-0		4-1
Playing at night.....	2-0		5-0
Playing on Sunday.....	2-0		4-1
Playing on Monday.....	1-0		2-0
Playing on Tuesday.....	0-0		1-0
Playing on Wednesday.....	0-0		0-0
Playing on Thursday.....	1-0		2-0
Playing on Friday	0-0		0-0
Playing on Saturday.....	0-0		0-0
Margin is less than 5 pts.	0-0		0-0
Margin is between 5-9.....	2-0		2-0
Margin is between 10-19.....	1-0		1-1
Margin is between 20-29.....	1-0		2-0
Margin is between 30-39.....	0-0		1-0
Margin is between 40-49.....	0-0		1-0
Margin is 50 pts. or more.....	0-0		2-0
Having a 20-pt. scorer.....	3-0		6-0
Having a 30-pt. scorer.....	2-0		2-0
Scoring 49 points or less.....	0-0		0-0
Scoring 50-59 points.....	0-0		0-0
Scoring 60-69 points.....	1-0		1-1
Scoring 70-79 points.....	1-0		2-0
Scoring 80-89 points.....	1-0		2-0
Scoring 90-99 points.....	1-0		4-0
Scoring 100 points or more.....	0-0		0-0

2016-17 Team High/Low

South Carolina Highs	South Carolina Lows	Category	Opponent Lows	Opponent Highs
98 vs. Minnesota, 12/11	63 at Duke, 12/4	Points in Game	38, Saint Peter's, 11/22 38, Hampton, 11/20	80, at Ohio State, 11/14
64 (1st) vs. Saint Peter's, 11/22	26 (1st) vs. UCLA, 12/18	Points in a Half	12 (2nd), Hampton, 11/20	41 (2nd), at Ohio State, 11/14
37 (1st) vs. Saint Peter's, 11/22	6 (1st) vs. UCLA, 12/18	Points in a Quarter	4 (4th), Saint Peter's, 11/22 4 (4th), Hampton, 11/20	22 (2nd), at Duke, 12/4
38 vs. Minnesota, 12/11	22 vs. UCLA, 12/18 22 at Texas, 12/1	Field Goals Made	14, Hampton, 11/20	30, at Duke, 12/4
72 vs. Minnesota, 12/11	52 at Texas, 12/1	Field Goal Attempts	54, Saint Peter's, 11/22	78, UCLA, 12/18
.561 (37-66) vs. Saint Peter's, 11/22	.333 (22-66) vs. UCLA, 12/18	FG Percentage	.241 (14-58), Hampton, 11/20	.500 (30-60), at Duke, 12/4
16 vs. Minnesota, 12/11	1 vs. UCLA, 12/18	3-Point FG Made	2, Clemson, 12/15	10, Minnesota, 12/11
33 vs. Minnesota, 12/11	3 vs. UCLA, 12/18	3-Point FG Attempts	11, Clemson, 12/15	27, UCLA, 12/18
.485 (16-33) vs. Minnesota, 12/11	.200 (2-10) at Texas, 12/1	3-Point FG Percentage	.148 (4-27), UCLA, 12/18	.417 (5-12), at Duke, 12/4
30 at Texas, 12/1	6 vs. Minnesota, 12/11	Free Throws Made	2, Saint Peter's, 11/22	17, Clemson, 12/15 17, at Ohio State, 11/14
41 at Ohio State, 11/14	10 vs. Minnesota, 12/11	Free Throw Attempts	2, Saint Peter's, 11/22	24, at Ohio State, 11/14
.800 (28-35) vs. Hampton, 11/20	.529 (9-17) vs. Saint Peter's, 11/22	FT Percentage	.500 (7-14), at Texas, 12/1	1.00 (2-2), Saint Peter's, 11/22
54 vs. UCLA, 12/18	42 vs. Maine, 11/21	Rebounds	24, Saint Peter's, 11/22	47, UCLA, 12/18
29 vs. Minnesota, 12/11	5 at Texas, 12/1	Assists	5, Clemson, 12/15	14, vs. Louisville, 11/27
17 vs. Saint Peter's, 11/22	4 vs. UCLA, 12/18	Steals	2, at Ohio State, 11/14	14, at Duke, 12/4
11 vs. Clemson, 12/15	3 at Duke, 12/4	Blocked Shots	1, Saint Peter's, 11/22	9, at Texas, 12/1
19 at Duke, 12/4	9 vs. Hampton, 11/20	Turnovers	9, UCLA, 12/18	24, Hampton, 11/20
22 at Ohio State, 11/14	4 vs. Saint Peter's, 11/22	Fouls	14, Saint Peter's, 11/22	29, at Texas, 12/1 29, at Ohio State, 11/14

2016-17 Individual Superlatives

Category	South Carolina	Opponent
Points in Game	37 by Kaela Davis at Ohio State, 11/14	29 by Rebecca Greenwell, at Duke, 12/4
Points in a Half	22 (2nd) by Kaela Davis at Ohio State, 11/14	18 (2nd) by Rebecca Greenwell, at Duke, 12/4
Points in a Quarter	14 (2nd) by Kaela Davis vs. Minnesota, 12/11	11 (4th) by Rebecca Greenwell, at Duke, 12/4
Field Goals Made	12 by A'ja Wilson at Texas, 12/1 12 by Alaina Coates vs. Hampton, 11/20	9 by Rebecca Greenwell, at Duke, 12/4 9 by Kelsey Mitchell, at Ohio State, 11/14
Field Goal Attempts	21 by Kaela Davis at Ohio State, 11/14	20 by Jordin Canada, UCLA, 12/18 20 by Nelly Perry, Clemson, 12/15 20 by Kelsey Mitchell, at Ohio State, 11/14
FG Percentage	.889 (8-9) by Alaina Coates vs. Saint Peter's, 11/22	.700 (7-10) by Kelsey Lang, at Texas, 12/1
3-Point FG Made	6 by Kaela Davis vs. Minnesota, 12/11	4 Rebecca Greenwell, at Duke, 12/4
3-Point FG Attempts	10 by Kaela Davis vs. Minnesota, 12/11	11 by Kelsey Mitchell, at Ohio State, 11/14
3-Point FG Percentage	1.00 (4-4) by Kaela Davis vs. Saint Peter's, 11/22	.750 (3-4) by Julie Brosseau, Maine, 11/21
Free Throws Made	14 by A'ja Wilson vs. Hampton, 11/20	8 by Nelly Perry, Clemson, 12/15
Free Throw Attempts	16 by Kaela Davis at Ohio State, 11/14	11 by Nelly Perry, Clemson, 12/15
FT Percentage	1.00 (14-14) by A'ja Wilson vs. Hampton, 11/20	.875 (7-8) by Jaia Alexander, Clemson, 12/15 .875 (7-8) by Rebecca Greenwell, at Duke, 12/4
Rebounds	16 by Alaina Coates vs. Hampton, 11/20	22 by Monique Billings, UCLA, 12/18
Assists	7 by Allisha Gray, vs. Minnesota, 12/11	5 by Malia Tate-DeFreitas, Hampton, 11/20
Steals	5 by Bianca Cuevas-Moore vs. Saint Peter's, 11/22	5 by Leaonna Odom, at Duke, 12/4
Blocked Shots	4 by Alaina Coates vs. Clemson, 12/15 4 by Alaina Coates vs. Minnesota, 12/11 4 by A'ja Wilson at Texas, 12/1 4 by A'ja Wilson vs. Maine, 11/21	6 by Kelsey Lang, at Texas, 12/1
Turnovers	5 by Kaela Davis at Texas, 12/2 5 by A'ja Wilson vs. Louisville, 11/27 5 by Kaela Davis at Ohio State, 11/14 5 by Mikiah Herbert Harrigan at Ohio State, 11/14	6 by Lexie Brown, at Duke, 12/4 6 by Stephanie Mavunga, at Ohio State, 11/14

Gamecock Career Highs

Araion Bradshaw

Pts	3, 2x, last vs. Minnesota, 12/11/16
FG	1, 2x, last vs. Minnesota, 12/11/16
FGA	3 vs. Minnesota, 12/11/16
FG %	.333 (1-3) vs. Minnesota, 12/11/16
3FG	1, 2x, last vs. Minnesota, 12/11/16
3FGA	2 vs. Minnesota, 12/11/16
Reb	2 vs. Minnesota, 12/11/16
Stl	2 vs. Hampton, 11/20/16
Asst	2 vs. Minnesota, 12/11/16
Min	15 vs. Saint Peter's, 11/22/16

Doniyah Cliney

Pts	10 vs. Florida, 2/11/16
FG	3, 3x, last vs. Minnesota, 12/11/16
FGA	5, 2x, last vs. Minnesota, 12/11/16
FG %	.750 (3-4) vs. Kentucky, 2/4/16
3FG	1, 5x, last vs. Saint Peter's, 11/22/16
3FGA	2, 4x, last vs. Georgia, 2/18/16
FT	4 vs. UCLA, 12/18/16
FTA	6, 2x, last vs. UCLA, 12/18/16
FT %	1.000 (2-2) vs. Maine, 11/21/16
Reb	9 vs. Clemson, 12/15/16
Off Reb	4 vs. Minnesota, 12/11/16
Stl	3 vs. Georgia, 2/18/16
Asst	4 vs. Maine, 11/21/16
Min	30 vs. Minnesota, 12/11/16

Alaina Coates

Pts	29 vs. Winthrop, 12/13/15
FG	13 vs. Winthrop, 12/13/15
FGA	16, 2x, last vs. Hampton, 11/20/16
FG %	1.000 (7-7) vs. SC St, 12/22/13
FT	11 at San Diego St., 11/23/13
FTA	15 at San Diego St., 11/23/13
FT %	1.000 (10-10) vs. North Carolina, 3/27/15
Reb	18 at Alabama, 2/22/16
Off Reb	8 vs. Auburn, 3/4/16
Def Reb	13, 3x, last vs. Maine, 11/21/16
Blk	10 vs. Winthrop, 12/13/15
Stl	4, 2x, last vs. Louisville, 11/27/16
Asst	6 at Texas A&M, 1/31/16
Min	38 at Texas A&M, 1/31/16

Bianca Cuevas-Moore

Pts	21 at Ole Miss, 2/1/15
FG	8 vs. CSUB, 11/28/15
FGA	14, 2x, last vs. UCLA, 12/18/16
FG %	.833 (5-6) at Hampton, 12/17/14
3FG	3 vs. Kentucky, 3/5/16
3FGA	7 at Duke, 12/4/16
3FG %	.667 (2-3) at Hampton, 12/17/14
FT	9 at Ole Miss, 2/1/15
FTA	11 at Ole Miss, 2/1/15
FT %	1.000 (5-5) vs. Syracuse, 3/22/15
Reb	6 at Alabama, 2/22/16
Off Reb	3 vs. Alabama, 1/29/15
Blk	2, 2x, last vs. UConn, 2/8/16
Stl	5, 2x, last vs. Saint Peter's, 11/22/16
Asst	6 vs. CSUB, 11/28/15
Min	29 at Hawaii, 11/29/15

Kaela Davis

Pts	37 at Ohio State, 11/14/16
FG	10 at Ohio State, 11/14/16
FGA	21 at Ohio State, 11/14/16
FG %	.714 (5-7) vs. Saint Peter's, 11/22/16
3FG	6 vs. Minnesota, 12/11/16
3FGA	10 vs. Minnesota, 12/11/16
3FG %	1.000 (4-4) vs. Saint Peter's, 11/22/16
FT	13 at Ohio State, 11/14/16
FTA	16 at Ohio State, 11/14/16
FT %	1.000 (4-4) at Texas, 12/1/16
Reb	10 at Ohio State, 11/14/16
Off Reb	3, 2x, last vs. Minnesota, 12/11/16
Stl	3 at Ohio State, 11/14/16
Asst	5, 2x, last vs. Hampton, 11/20/16
Min	36 at Ohio State, 11/14/16

Tiffany Davis

Pts	11 vs. Ole Miss, 1/30/14
FG	3 vs. Savannah State, 12/28/13
FGA	6 vs. SC State, 12/22/13
FG %	1.000 (3-3) vs. Savannah State, 12/28/13
3FG	2, 3x, last vs. Ole Miss, 1/30/14
3FGA	5 vs. Winthrop, 12/20/13
3FG %	1.000 (2-2), 3x, last vs. Ole Miss, 1/30/14
FT	4 at Tennessee, 3/2/14
FTA	4 at Tennessee, 3/2/14
FT %	1.000 (4-4) at Tennessee, 3/2/14
Reb	6 at Arkansas, 1/2/14
Off Reb	2 vs. Arkansas, 1/2/14
Stl	5 vs. Elon, 11/9/12
Asst	3, 4x, last vs. SC State, 12/22/13
Min	30 at Arkansas, 1/2/14

Allisha Gray

Pts	24 at Ohio State, 11/14/16
FG	10 at Ohio State, 11/14/16
FGA	18 at Ohio State, 11/14/16
FG %	.583 (7-12) vs. Louisville, 11/27/16
3FG	4 vs. Minnesota, 12/11/16
3FGA	10 vs. Minnesota, 12/11/16
3FG %	.400 (4-10) vs. Minnesota, 12/11/16
FT	6 vs. Hampton, 11/20/16
FTA	7 vs. Hampton, 11/20/16
FT %	1.000 (4-4) at Texas, 12/1/16
Reb	8 vs. Saint Peter's, 11/22/16
Off Reb	4 at Duke, 12/4/16
Blk	2 vs. Clemson, 12/15/16
Stl	2, 4x, last vs. Clemson, 12/15/16
Asst	7 vs. Minnesota, 12/11/16
Min	38 at Ohio State, 11/14/16

Tyasha Harris

Pts	10 at Texas, 12/1/16
FG	3, 2x, last vs. Minnesota, 12/11/16
FGA	6 at Texas, 12/1/16
FG %	.600 (3-5), 2x, last vs. Minnesota, 12/11/16
3FG	3 vs. Minnesota, 12/11/16
3FGA	4, 2x, last vs. Minnesota, 12/11/16
3FG %	.750 (3-4) vs. Minnesota, 12/11/16
FT	6 at Texas, 12/1/16
FTA	8 at Texas, 12/1/16
FT %	.750 (6-8) at Texas, 12/1/16
Reb	2, 2x, last vs. Maine, 11/21/16
Stl	3 at Texas, 12/1/16
Asst	6, 2x, last vs. Minnesota, 12/11/16
Min	30 at Texas, 12/1/16

Mikiah Herbert Harrigan

Pts	13 vs. Maine, 11/21/16
FG	5 vs. Maine, 11/21/16
FGA	11 vs. Saint Peter's, 11/22/16
FG %	.625 (5-8) vs. Maine, 11/21/16
3FGA	2 vs. Saint Peter's, 11/22/16
FT	5 vs. Louisville, 11/27/16
FTA	5, 2x, last vs. Louisville, 11/27/16
FT %	1.000 (5-5) vs. Louisville, 11/27/16
Reb	8 vs. Maine, 11/21/16
Off Reb	4 vs. Hampton, 11/20/16
Def Reb	6 vs. Maine, 11/21/16
Blk	3 vs. UCLA, 12/18/16
Stl	2 vs. Saint Peter's, 11/22/16
Asst	2, 4x, vs. Minnesota, 12/11/16
Min	25 vs. Saint Peter's, 11/22/16

Victoria Patrick

Pts	4 vs. Hampton, 11/20/16
FG	1, 4x, last vs. Minnesota, 12/11/16
FGA	5 vs. Hampton, 11/20/16
3FG	1, 4x, last vs. Minnesota, 12/11/16
3FGA	4 vs. Saint Peter's, 11/22/16
FT	1 vs. Hampton, 11/20/16
FTA	2 vs. Hampton, 11/20/16
Reb	2 vs. Hampton, 11/20/16
Off Reb	1, 2x, last vs. Maine, 11/21/16
Stl	2 vs. Saint Peter's, 11/22/16
Asst	1, 2x, last vs. Saint Peter's, 11/22/16
Min	15 vs. Saint Peter's, 11/22/16

A'ja Wilson

Pts	31 at Texas, 12/1/16
FG	12 at Texas, 12/1/16
FGA	19, 2x, last vs. Texas A&M, 1/17/16
FG %	.875 (7-8) vs. Maine, 11/21/16
FT	14 vs. Hampton, 11/20/16
FTA	15 vs. LSU, 2/12/15
FT %	1.000 (14-14) vs. Hampton, 11/20/16
Reb	19 at Kentucky, 3/1/15
Off Reb	7 at Alabama, 2/22/16
Def Reb	14 at Kentucky, 3/1/15
Blk	8, 2x, last vs. Texas A&M, 1/17/16
Stl	4 vs. Syracuse, 3/25/16
Asst	5 vs. Louisville, 11/27/16
Min	39 at Texas A&M, 1/31/16

The Last Time...

Individual

Scored 50 Points

South Carolina 51, Jocelyn Penn vs. Stetson, 1/4/03
Opponent Never

Scored 40 Points

South Carolina 51, Jocelyn Penn vs. Stetson, 1/4/03
Opponent 46, Cornelia Gayden, LSU, 1/14/95

Scored 30 Points

South Carolina 31, A'ja Wilson, at Texas, 12/1/16
Opponent 36, Kelsey Mitchell, Ohio State, 11/13/15

Grabbed 20 Rebounds

South Carolina 25, Kelsey Bone vs. Boston University, 12/28/09
Opponent 22, Monique Billings, UCLA, 12/18/16

Grabbed 15 Rebounds

South Carolina 16, Alaina Coates vs. Hampton, 11/20/16
Opponent 22, Monique Billings, UCLA, 12/18/16

Two Players with 20 or More Points

South Carolina Alaina Coates 28/A'ja Wilson 20 vs. Hampton, 11/20/16
Opponent Kelsey Mitchell 36/Ameryst Alston 23, Ohio State, 11/13/15

Two Players with 10 or More Rebounds

South Carolina Alaina Coates 14 / A'ja Wilson 13 vs. UCLA, 12/18/16
Opponent Breanna Stewart 10/Gabby Williams 10, UConn, 2/8/16

Had 10 Assists

South Carolina 10, Tina Roy vs. Savannah State, 12/14/14
Opponent 11, Marneshia Richard, Mississippi State, 1/21/07

Had Five Steals

South Carolina 5, Bianca Cuevas-Moore vs. Saint Peter's, 11/22/16
Opponent 5, Leaonna Odom, at Duke, 12/4/16

Had Five Blocked Shots

South Carolina 5, A'ja Wilson at Ole Miss, 2/25/16
Opponent 6, Kelsey Lang, at Texas, 12/1/16

Had a Double-Double

South Carolina Alaina Coates (20 pts/14 rebs)/A'ja Wilson (13 pts/13 rebs) vs. UCLA, 12/18/16
Opponent Monique Billings (12 pts/22 rebs), UCLA, 12/18/16

Two Players had a Double-Double

South Carolina Alaina Coates (20 pts/14 rebs)/A'ja Wilson (13 pts/13 rebs) vs. UCLA, 12/18/16
Opponent Sheila Boykin (12 pts/12 rebs)/Danielle Ballard (16 pts/12 rebs), LSU, 2/12/15

Three Players had a Double-Double

South Carolina Ashley Bruner (16 pts/12 rebs)/Aleighsa Welch (16 pts/ 11 rebs)/Elem Ibiam (12 pts/10 rebs) vs. Kansas, 3/25/13
Opponent Merlakia Jones (26 pts/10 rebs)/Takilya Davis (19 pts/13 rebs)/DeLisha Milton (14 pts/15 rebs), at Florida, 2/20/94

Had a Triple-Double

South Carolina Alaina Coates (29 pts/16 rebs/10 blks) vs. Winthrop, 12/13/15
Opponent Never

Team

Scored 100 Points

South Carolina 102 at Alabama, 1/8/15
Opponent 103, Clemson, 11/21/03

Won by 30 or More Points

South Carolina 93-38 (55) vs. Saint Peter's, 11/22/16
Opponent 66-34 (32), Georgia, 3/4/11

Shot 65% or Better from the Field

South Carolina .652 (45-69) vs. East Tennessee State, 12/19/00
Opponent Never

Shot 60% or Better from the Field

South Carolina .612 (30-49) vs. Florida State, 3/29/15
Opponent .604 (29-48), Vanderbilt, 1/18/01

Shot 50% or Better from the Field

South Carolina .528 (38-72) vs. Minnesota, 12/11/16
Opponent .500 (30-60) at Duke, 12/4/16

No Players in Double-Figure Points

South Carolina at Auburn, 1/19/12
Opponent Arkansas, 1/3/16

Five Players in Double-Figure Points

South Carolina vs. Louisville, 11/27/16
Opponent Arkansas, 2/14/10

More Than Five Players in Double-Figure Points

South Carolina 6 vs. Syracuse, 3/22/15
Opponent 6 at Georgia, 2/13/03

Faced AP Top-25 Opponent

Win 66-57 vs. No. 9 UCLA, 12/18/16
Loss 72-80 vs. No. 14 Syracuse, 3/25/16

Faced AP Top-10 Opponent

Win 66-57 vs. No. 9 UCLA, 12/18/16
Loss 87-62 at No. 2 UConn, 2/9/15

Faced AP Top-5 Opponent

Win 83-59 vs. No. 4 Louisville, 11/27/16
Loss 87-62 at No. 2 UConn, 2/9/15

Faced AP No. 1 Team

Win Never
Loss 54-66 vs. No. 1 UConn, 2/8/16

Overtime Game

Win 58-55 vs. Drexel, 11/28/12
Loss 65-57 at Texas A&M, 1/16/14

Double-Overtime Game

Win 92-91 at Florida State, 2/4/91
Loss 92-94 at Clemson, 11/19/09

South Carolina Was Ranked (AP Poll)

No. 1 2/9/15
Top 5 No. 3, 11/28/16
Top 10 No. 6, 12/19/16
Top 25 No. 13, 12/30/13

Staley Era Team Records

Italics indicates set in 2016-17

Scoring

Most	Points
1. vs. Savannah State, 12/14/14	111
2. at Alabama, 1/8/15	102
3. vs. Clemson, 11/20/14	99
vs. Ole Miss, 1/30/14	99
vs. Charleston Southern, 11/9/13	99

Fewest	Points
1. at Stanford, 11/26/10	32
2. vs. Georgia, 3/4/11	34
3. vs. Mississippi State, 3/5/09	39
4. at Georgia, 1/13/13	40
5. at Mississippi State, 2/26/09	41

Fewest Allowed	Points
1. vs. South Carolina State, 12/14/11	21
2. vs. Presbyterian, 11/27/11	24
3. vs. NC Central, 12/1/14	26
vs. SC State, 12/22/13	26
5. vs. NC Central, 12/2/13	27

Most Allowed	Points
1. at Clemson, 11/19/09	94
2. vs. North Carolina, 12/20/09	93
3. at Connecticut, 2/9/15	87
4. vs. Xavier, 11/12/10	84
5. at Tennessee, 2/17/11	82
at Florida, 2/22/09	82

Margin of Outcome

Victory	Score	Margin
1. vs. Charleston Southern, 11/8/13	99-29	+70
2. vs. NC Central, 12/1/14	90-26	+64
3. vs. Savannah State, 12/14/14	111-49	+62
4. vs. Clemson, 11/20/14	99-41	+58
5. vs. <i>Saint Peter's</i> , 11/22/16	93-38	+55

Defeat	Score	Margin
1. at Stanford, 11/26/10	32-70	-38
2. vs. Georgia, 3/4/11	34-66	-32
3. vs. Stanford, 12/19/08	47-78	-31
4. at Penn State, 11/21/10	48-78	-30
5. vs. Connecticut, 12/28/08	48-77	-29

Field Goals

Made	FGM
1. vs. Charleston Southern, 11/8/13	39
2. vs. <i>Minnesota</i> , 12/11/16	38
vs. Savannah State, 12/14/14	38
vs. Clemson, 11/20/14	38
5. vs. <i>Saint Peter's</i> , 11/22/16	37
vs. Kentucky, 3/5/16	37
at Alabama, 1/8/15	37
vs. Central Michigan, 12/20/14	37

Attempts	FGA
1. vs. Penn State, 11/20/11	76
2. at Clemson, 11/19/09	74
3. vs. Tennessee, 1/20/11	73
4. vs. <i>Minnesota</i> , 12/11/16	72
vs. Central Michigan, 12/20/14	72
vs. Clemson, 11/20/14	72
vs. Kansas, 3/25/13	72

Highest Percentage (Min. 40 FGA)	FGM-A	Pct
1. vs. Savannah State, 3/20/15	34-53	.642
2. at Alabama, 1/8/15	37-58	.638
3. vs. Florida State, 3/29/15	30-49	.612
4. vs. Charleston Southern, 11/14/13	39-64	.609
5. vs. Ole Miss, 1/30/14	31-51	.608

Lowest Percentage (Min. 40 FGA)	FGM-A	Pct
1. at Stanford, 11/26/10	12-55	.218
2. vs. Georgia, 3/4/11	12-52	.231
3. at Florida, 1/20/13	15-64	.234
4. at Kentucky, 2/5/09	13-55	.236
5. at Georgia, 1/2/11	13-54	.241

Lowest %age Allowed (Min. 40 FGA)	FGM-A	Pct
1. vs. South Carolina State, 12/14/11	6-48	.125
2. vs. NC Central, 12/2/13	8-50	.160
3. vs. Charleston Southern, 11/8/13	10-54	.185
4. vs. Arkansas, 3/6/15	11-57	.193
vs. Hampton, 11/22/12	11-57	.193

Highest %age Allowed (Min. 40 FGA)	FGM-A	Pct
1. vs. Connecticut, 12/28/08	35-62	.565
vs. Florida, 1/9/11	26-46	.565
3. vs. Xavier, 11/12/10	34-61	.557
4. at Connecticut, 2/9/15	31-56	.554
5. at Kentucky, 1/13/11	30-55	.545

3-Point Field Goals

Made	3FGM
1. vs. <i>Minnesota</i> , 12/11/16	16
2. vs. Kentucky, 3/5/16	12
3. vs. Arkansas, 1/3/16	11
at Alabama, 1/8/15	11
5. vs. <i>Saint Peter's</i> , 11/22/16	10
vs. LSU, 2/28/16	10
at Vanderbilt, 1/7/16	10

Attempts	3FGA
1. vs. <i>Minnesota</i> , 12/11/16	33
2. vs. Syracuse, 3/25/16	32
3. vs. Penn State, 11/20/11	29
4. vs. College of Charleston, 11/14/13	28
vs. North Carolina, 12/19/10	28

Percentage (Min. 5 3FGA)	3FGM-A	Pct
1. vs. Oregon State, 3/25/14	4-6	.667
vs. Ole Miss, 1/30/14	4-6	.667
vs. Savannah State, 12/28/13	4-6	.667
vs. Western Carolina, 12/29/12	6-9	.667
at Alabama, 1/10/10	8-12	.667
vs. Charlotte, 12/21/08	8-12	.667

Free Throws

Made	FTM
1. vs. Savannah State, 12/14/14	34
vs. Oregon State, 3/25/14	34
3. vs. Missouri, 1/10/16	32
vs. Ole Miss, 1/30/14	32
at Mississippi State, 1/6/12	32

Attempts	FTA
1. at Mississippi State, 1/6/13	50
2. vs. Savannah State, 12/28/13	48
3. vs. Savannah State, 12/14/14	47
4. vs. Missouri, 2/2/14	46
5. vs. Seton Hall, 11/17/13	44
vs. South Carolina State, 12/21/12	44

Percentage (Min. 10 FTA)	FTM-A	Pct
1. vs. Alabama, 1/19/14	10-11	.909
2. vs. Auburn, 1/2/09	23-26	.885
3. at UCLA, 11/22/15	14-16	.875
vs. San Diego State, 11/28/09	14-16	.875
4. at Mississippi State, 2/6/14	20-23	.870

Rebounding

Total	Rebs
1. vs. College of Charleston, 11/14/13	62
2. at Florida, 1/20/13	59
3. at Alabama, 2/22/16	58
4. vs. Hampton, 11/22/12	57
5. vs. Savannah State, 12/14/14	56

Margin	Rebs	Margin
1. vs. Savannah State, 12/14/14	56-21	+35
2. vs. Hampton, 12/16/15	52-19	+33
3. at Alabama, 2/7/13	53-24	+29
4. at Alabama, 2/22/16	58-31	+28
vs. Hampton, 12/17/14	48-21	+27

Offensive	Off. Rebs
1. vs. Elon, 11/9/12	29
2. vs. College of Charleston, 11/23/11	27
3. vs. Kansas, 3/25/13	26
at Florida, 1/20/13	26
5. vs. Savannah State, 11/15/12	25
vs. Penn State, 11/20/11	25
at Penn State, 11/21/10	25

Turnovers

Fewest	TOs
1. at Tennessee, 2/2/12	4
2. vs. CSU Bakersfield, 11/28/15	5
at Clemson, 11/18/15	5
vs. Syracuse, 11/28/14	5
vs. Tennessee, 2/23/15	5
at Missouri, 2/28/13	5
vs. Georgia, 3/2/12	5
vs. Ole Miss, 3/3/11	5

Most	TOs
1. at Wake Forest, 12/3/08	32
2. at Ole Miss, 2/25/16	29
vs. Hampton, 11/22/12	29
vs. Kentucky, 1/15/12	29
4. at Kentucky, 1/13/11	28

Assists

1. vs. <i>Minnesota</i> , 12/11/16	29
2. vs. NC Central, 12/1/14	26
3. vs. Winthrop, 12/13/15	25
vs. UNCG, 11/15/15	25
vs. San Diego State, 11/23/14	25
vs. Clemson, 11/20/14	25
vs. Alabama, 1/19/14	25
vs. Charleston Southern, 11/8/13	25

Steals

1. vs. NC Central, 12/1/14	21
vs. Furman, 12/11/11	21
3. vs. San Diego State, 11/23/14	18
4. vs. <i>Saint Peter's</i> , 11/22/16	17
vs. Charleston Southern, 11/8/13	17

Blocked Shots

1. vs. Winthrop, 12/13/15	16
2. vs. Arkansas, 3/6/15	15
3. at Mississippi State, 2/6/14	14
vs. Kentucky, 1/9/14	14
5. at Kentucky, 3/1/15	12
vs. Charleston Southern, 11/8/13	12



Dawn Staley

Head Coach

9th Season at South Carolina

Virginia, 1992

When three-time Olympic gold medalist Dawn Staley took the reins of the University of South Carolina women's basketball program on May 10, 2008, the Gamecocks' stature immediately rose not just in the Southeastern Conference but on the national stage as well. Building on a foundation of hard work, defensive effort and a "team first" mentality, South Carolina began to realize those expectations in 2011-12, and the program has continued to thrive as one of seven in the nation to be ranked in every Associated Press Top 25 poll since the start of the 2013-14 season. The Gamecocks boast five straight 25-win seasons, which include three SEC regular-season championships (2014, 2015, 2016), two SEC Tournament titles (2015, 2016), an NCAA Final Four appearance (2015) and three other Sweet 16 seasons (2012, 2014, 2016), the program's first ever No. 1 national ranking and a school-record 34 wins in 2014-15. Staley's success has united every demographic in the state of South Carolina as the Gamecocks' fan base tripled over a span of three seasons, and twice led the nation in home attendance (2014-15, 2015-16).

While her coaching career is blossoming, Staley is still recognized for her body of work as a one of the most decorated participants in United States women's basketball history. The Naismith Memorial Basketball Hall of Fame solidified her legacy with her enshrinement as part of the Class of 2013. The Phoenix Club of Philadelphia established the Dawn Staley Award recognizing the nation's top guard in women's Division I basketball in 2013 as well. Staley was inducted into the Women's Basketball Hall of Fame as part of the Class of 2012 and was one of the final nominees for induction to the U.S. Olympic Hall of Fame the same year. In the summer of 2011, the WNBA recognized her as one of the league's "Top 15," honoring the most influential players in the league's history.

Now in her 17th season as a head coach, Staley has amassed a 369-157 (.702) record, including her 197-77 (.719) slate in her ninth season at South Carolina. She has led her teams to seven 25-win seasons, a total of 13 postseason appearances (two WNIT) and 57 weeks in the Associated Press top 10, including 12 in the No. 1 spot. Also a force in USA Basketball, she has been the head coach of three gold medal teams – 2015 FIBA U19 World Championships, 2014 FIBA U18 Americas Championship, 2007 Pan Am Games – and served as an assistant on the Senior National Team 2006-08 and again from 2014 to present, helping the team to gold medals in the 2014 FIBA World Championship and the 2008 and 2016 Olympic Games.

At the helm of the Gamecocks over the last eight seasons, Staley has been named National Coach of the Year (2014, Basketball Times), a Naismith National Coach of the Year Finalist (2014, 2015, 2016), SEC Coach of the Year (2014, Coaches and AP; 2015, Coaches; 2016, Coaches and AP) and BCA Female Coach of the Year (2012). Under Staley's leadership, four Gamecocks have collected eight All-America selections, two have picked up three SEC Player of the Year honors, two have earned SEC Defensive Player of the Year recognition, one has been the SEC 6th Player of the Year and three were named SEC Freshman of the Year. She has coached 10 Gamecocks who earned All-SEC honors a combined 19 times, including nine first-team selections, and two Gamecocks have been selected in the WNBA Draft in the last two seasons, including 2016 selection Tiffany Mitchell who became the third first-round selection for South Carolina.

Year-by-Year Coaching Record

Year	School	Record	Conf. Rec.	Conf. Finish	Postseason
2000-01	Temple	19-11	11-5	2nd East	WNIT
2001-02	Temple	20-11	12-4	2nd East	A-10 Tourn. Champ./NCAA 1st Round
2002-03	Temple	14-15	9-7	2nd East	
2003-04	Temple	21-10	14-2	1st East	A-10 Tourn. Champ./NCAA 1st Round
2004-05	Temple	28-4	16-0	1st East*	A-10 Tourn. Champ./NCAA 2nd Round
2005-06	Temple	24-8	12-4	3rd	A-10 Tourn. Champ./NCAA 1st Round
2006-07	Temple	25-8	13-1	2nd	NCAA 2nd Round
2007-08	Temple	21-13	12-2	T-1st	NCAA 1st Round
2008-09	South Carolina	10-18	2-12	11th	
2009-10	South Carolina	14-15	7-9	T-7th	
2010-11	South Carolina	18-15	8-8	T-5th	WNIT 2nd Round
2011-12	South Carolina	25-10	10-6	T-4th	NCAA Sweet 16
2012-13	South Carolina	25-8	11-5	T-4th	NCAA 2nd Round
2013-14	South Carolina	29-5	14-2	1st	NCAA Sweet 16
2014-15	South Carolina	34-3	15-1	T-1st	SEC Tourn. Champ./NCAA Final Four
2015-16	South Carolina	33-2	16-0	1st	SEC Tourn. Champ./NCAA Sweet 16
2016-17	South Carolina	9-1	—		
Career	17th season	369-157	182-68		
At SC	9th season	197-77	83-43		

Coaching Highlights

College

- 11 NCAA Tournament Appearances (5 at South Carolina)
- 11 20-Win Seasons (5 at South Carolina)
- 4 Regular-Season Conference Titles (SEC 2014, 2015, 2016; A-10 2008)
- 6 Conference Tournament Titles (SEC 2015, 2016; A-10 2002, 2004, 2005, 2006)
- 3-time Naismith National Coach of the Year Finalist (2014, 2015, 2016)
- Basketball Times National Coach of the Year (2014)
- 4-time WBCA Region Coach of the Year (Region 3 2014, 2015, 2016; Region 1 2005)
- Five-time Conference Coach of the Year (SEC 2014, 2015, 2016; A-10 2004, 2005)

USA Basketball

- Senior National Team Asst. Coach (2006-08, 2014-16) – Rio Olympics gold medal (2016), FIBA World Championship gold medal (2014), Beijing Olympics gold medal (2008), FIBA Americas Championship gold medal (2007), FIBA World Championship bronze medal (2006)
- U19 National Team Head Coach – FIBA U19 World Championship gold medal (2015)
- U18 National Team Head Coach – FIBA U18 Americas Championship gold medal (2014)
- Pan Am Games Head Coach – Gold medal (2007)

Playing Highlights

U.S. Professional – 11 seasons

- Five-time WNBA All-Star (2001, 2002, 2003, 2005, 2006)
- Two-time ABL All-Star (1997, 1998)
- WNBA All-Decade Team

USA Basketball

- Olympic gold medalist (1996, 2000, 2004)
- Flag bearer for U.S. in Olympic Games Opening Ceremony (2004)
- Two-time USA Basketball Female Athlete of the Year (1994, 2004)

College – Virginia (1989-92)

- Kodak All-America (1990, 1991, 1992)
- Honda-Broderick Cup Award for Collegiate Female Athlete of the Year (1991)
- Two-time ACC Player of the Year (1991, 1992)
- NCAA Tournament MOP (1991)

Other Notables

- Naismith Memorial Basketball Hall of Fame, Class of 2013
- Order of the Palmetto Recipient (2013)
- Women's Basketball Hall of Fame, Class of 2012



ARAION BRADSHAW

#12

5-6 • Fr. • G • Boston, Mass. • Tabor Academy
Major: Civil Engineering

This Season's Highlights

- Played in seven of South Carolina's 10 games

Prior to South Carolina

- Ranked as the No. 32 recruit overall and No. 10 guard in the Class of 2016
- Helped high school to back-to-back finals in the NEPSAC Class A Tournament
- Earned NEPSAC Class A East All-Star honors as a senior

Career Highs

Pts 3, 2x, last vs. Minnesota, 12/11/16
Rebs..... 2 vs. Minnesota, 12/11/16
3FGA... 1, 2x, last vs. Minnesota, 12/11/16
Stls..... 2 vs. Hampton, 11/20/16
Assts 2 vs. Minnesota, 12/11/16
Min..... 15 vs. Saint Peter's, 11/22/16

2016-17 Game-by-Game Stats

Opponent	Date	GS	MIN	FG-A	3FG-A	FT-A	Reb	A	TO	B	S	TP
at Ohio State	11/14		1	0-0	0-0	0-0	0	0	0	0	0	0
Hampton	11/20		10	0-0	0-0	0-0	1	1	0	0	2	0
Maine	11/21		9	0-1	0-0	0-0	0	1	1	0	0	0
Saint Peter's	11/22		15	1-1	1-1	0-0	0	1	1	0	0	3
vs. Louisville	11/27		4	0-1	0-0	0-0	0	0	0	0	0	0
at Texas	12/1											
at Duke	12/4											
Minnesota	12/11		12	1-3	1-2	0-0	2	2	2	0	1	3
Clemson	12/15		9	0-0	0-0	0-0	1	1	0	0	0	0
UCLA	12/18											

Career Stats at South Carolina

Year	GP	GS	Min	Avg	FG	FGA	Pct	3FG	FGA	Pct	FT	FTA	Pct	Off	Def	Tot	Avg	PF	FO	A	TO	Blk	Stl	Pts	Avg
2016-17	7	0	60	8.6	2	6	.333	2	3	.667	0	0	—	2	2	4	0.6	5	0	6	4	0	3	6	0.9



DONIYAH CLINEY

#4

6-0 • So. • G • Newark, N.J. • Shabazz
Major: Sociology

This Season's Highlights

- Played in every game with one start
- Slowed down #9/9 UCLA's backcourt attack (Dec. 18) and netted the final four points of the second quarter to even the score and give the Gamecocks momentum heading into halftime
- Made an impact on the glass against Clemson (Dec. 15), grabbing a career-best nine boards, including three offensive ... netted a season-high seven points and came up with a steal and layup in transition to cap a pivotal 12-2 Gamecock run in the third quarter that put Carolina in control
- Matched a career high with eight rebounds against Minnesota (Dec. 11) after earning her first start of the season
- Was solid defensively in 20 minutes off the bench against #4/4 Louisville (Nov. 27)
- Tied for team lead in rebounds with eight against Saint Peter's (Nov. 22)

Career Summary

- Played in 20 games last season, including three starts
- Swiped three steals to pace strong team defensive effort against Georgia (Feb. 18)
- Posted first career double-digit scoring game in first career start against #16/19 Florida (Feb. 11)
- Made her South Carolina debut at Vanderbilt (Jan. 7) after missing early season with hand injury

Miscellaneous

	Season	Career
10+ Points	0	1
Tm-High Rebs	1	1
Tm-High Assists	1	1

Career Highs

Pts	10 vs. Florida, 2/11/16
Rebs	9 vs. Clemson, 12/15/16
3FG ... 1, 5x, last vs. Saint Peter's, 11/22/16	
Sdls	3 vs. Georgia, 2/18/16
Assts	4 vs. Maine, 11/21/16
Min	30 vs. Minnesota, 12/11/16

Season Highs

Pts	7 vs. Clemson, 12/15
Rebs	9 vs. Clemson, 12/15
3FG	1 vs. Saint Peter's, 11/22
Sdls	2, 3x, last vs. Saint Peter's, 11/22
Assts	4 vs. Maine, 11/21
Min	30 vs. Minnesota, 12/11

2016-17 Game-by-Game Stats

Opponent	Date	GS	MIN	FG-A	3FG-A	FT-A	Reb	A	TO	B	S	TP
at Ohio State	11/14		13	0-2	0-0	0-0	1	0	0	0	0	0
Hampton	11/20		17	1-2	0-0	0-0	1	0	2	0	2	2
Maine	11/21		22	1-2	0-1	2-2	4	4	1	0	2	4
Saint Peter's	11/22		20	1-2	1-1	0-0	8	1	1	0	2	3
vs. Louisville	11/27		20	0-1	0-1	3-6	4	0	3	0	0	3
at Texas	12/1		4	0-0	0-0	0-0	0	0	0	0	0	0
at Duke	12/4		2	0-0	0-0	0-0	0	0	1	0	0	0
Minnesota	12/11	*	30	3-5	0-1	0-0	8	3	0	1	0	6
Clemson	12/15		19	2-4	0-0	3-5	9	1	1	0	1	7
UCLA	12/18		29	1-4	0-1	4-6	4	0	0	0	1	6

Career Stats at South Carolina

Year	GP	GS	Min	Avg	FG	FGA	Pct	3FG	FGA	Pct	FT	FTA	Pct	Off	Def	Tot	Avg	PF	FO	A	TO	Blk	Stl	Pts	Avg
2014-15	— Did Not Play —																								
2015-16	20	3	219	11.0	20	47	.426	4	13	.308	18	27	.667	5	11	16	0.8	24	0	14	21	1	10	62	3.1
2016-17	10	1	176	17.6	9	22	.409	1	5	.200	12	19	.632	15	24	39	3.9	14	0	9	9	1	8	31	3.1
Career	30	4	395	13.2	29	69	.420	5	18	.278	30	46	.652	20	35	55	1.8	38	0	23	30	2	18	93	3.1



ALAINA COATES

#41

6-4 • Sr. • C • Irmo, S.C. • Dutch Fork
Major: Sociology

Career Highlights

- | | |
|---|---|
| Rated No. 9 player in the nation by espnW (2016-17) | SEC All-Defensive Team (2016) |
| Naismith Trophy Top 50 Preseason Watch List (2016-17) | All-SEC 2nd Team (Coaches - 2014, 2015; AP - 2015) |
| Wade Watch List (2016-17) | 2015 NCAA Greensboro Region MOP |
| Preseason All-America Second Team (espnW, Lindy's, Sporting News) | 2015 SEC All-Tournament Team |
| Preseason All-SEC First Team (Media, Coaches) | Naismith Trophy Top 50 Preseason Watch List (2015-16) |
| All-SEC First Team (2016 Coaches, AP) | SEC Co-6th Player of the Year (2014 Coaches) |
| Naismith Midseason Watch List (2015-16) | SEC Freshman of the Year (2014 Coaches, AP) |
| Wooden Award Watch List (2015-16) | Freshman All-America First Team (2013-14 Full Court) |
| 2016 NCAA Sioux Falls All-Regional Team | SEC All-Freshman Team (2014) |

Miscellaneous

	Season	Career
Triple-Double	0	1
Double-Double	7	49
20+ Points	2	14
10+ Points	8	80
10+ Rebounds	7	56
5+ Blocks	0	4
Tm-High Points	4	23
Tm-High Rebs.	7	65

This Season's Highlights

- Selected to be a team captain this season
- Preseason All-America selection and ranked No. 9 player in the nation by espnW
- Three-time SEC Player of the Week (11/15-21, 11/22-28, 12/13-19)
- USBWA National Player of the Week (12-13/19)
- Tops the SEC and is fifth in the nation in field goal percentage ... is 10th nationally and second in the conference in rebounds ... coming in 14th in the SEC in scoring
- Recorded a double-double in each of Carolina's three games against top-10 foes this season
- Has led the team in scoring four times – Hampton, Saint Peter's, vs. Louisville, UCLA
- Team's top rebounder seven times – at Ohio St., Hampton, Maine, vs. Louisville, Minnesota, Clemson, UCLA
- Scored 11 of her game-high 20 points against #9/9 UCLA (Dec. 18) in the third quarter to fuel Carolina's game-changing 24-5 run that turned a first-half deficit into a double-digit lead late in the period
- Imposed her will down low against Clemson (Dec. 15), posting a double-double with 19 points and 10 boards, the 10th of which moved her into second on South Carolina's all-time rebounding list ... affected the game on both ends of the court through three assists and four blocks
- Controlled the glass down the stretch against #14/15 Texas (Dec. 1) with seven second-half boards, the sixth of which gave her 1,000 for her career
- Matched a career high with four steals against #4/4 Louisville (Nov. 27), including one that led to a pivotal 3-point play for Carolina at the end of the first half

Career Highs

Pts	29 vs. Winthrop, 12/13/15
Rebs	18 at Alabama, 2/22/16
Blks	10 vs. Winthrop, 12/13/15
Stls	4, 2x, last vs. Louisville, 11/27/16
Assts	6 at Texas A&M, 1/31/16
Min	38 at Texas A&M, 1/31/16

Season Highs

Pts	28 vs. Hampton, 11/20
Rebs	16 vs. Hampton, 11/20
Blks	4, 2x, last vs. Clemson, 12/15
Stls	4 vs. Louisville, 11/27
Assts	3, 2x, last vs. Clemson, 12/15
Min	37 at Duke, 12/4

Career Summary

- Is third Gamecock all-time to amass 1,000 career points and 1,000 career rebounds and now stands second in program history in career boards
- Ranks second in school history in career rebounds, double-doubles and blocks (189)
- Ranks first among active NCAA Division I players in career rebounds (1,041) and double-doubles (49), ranking sixth in career field goal percentage (.614)
- Holds career school records for defensive rebounds, rebounds in SEC play and double-doubles in SEC games

2016-17 Game-by-Game Stats

Opponent	Date	GS	MIN	FG-A	3FG-A	FT-A	Reb	A	TO	B	S	TP
at Ohio State	11/14	*	31	4-7	0-0	2-4	13	3	2	1	0	10
Hampton	11/20	*	24	12-16	0-0	4-7	16	1	0	2	1	28
Maine	11/21	*	22	6-7	0-0	0-1	14	0	0	1	1	12
Saint Peter's	11/22	*	19	8-9	0-0	0-2	7	2	0	1	1	16
vs. Louisville	11/27	*	31	5-9	0-0	7-9	14	1	3	1	4	17
at Texas	12/1	*	22	0-2	0-0	6-8	7	0	0	2	0	6
at Duke	12/4	*	37	3-7	0-0	2-2	5	2	2	2	1	8
Minnesota	12/11	*	25	7-8	0-0	2-3	11	2	3	4	1	16
Clemson	12/15	*	30	8-10	0-0	3-4	10	3	2	4	2	19
UCLA	12/18	*	24	5-10	0-0	10-13	14	0	1	1	0	20

Career Stats at South Carolina

Year	GP	GS	Min	Avg	FG	FGA	Pct	3FG	FGA	Pct	FT	FTA	Pct	Off	Def	Tot	Avg	PF	FO	A	TO	Blk	Stl	Pts	Avg
2013-14	34	1	668	19.6	148	242	.612	0	0	—	121	185	.654	82	203	285	8.4	83	1	11	57	73	17	417	12.3
2014-15	36	5	760	21.1	141	251	.562	0	0	—	117	168	.696	99	186	285	7.9	62	0	28	50	53	19	399	11.1
2015-16	35	33	937	26.8	168	261	.644	0	0	—	89	159	.560	107	253	360	10.3	87	0	33	53	45	43	425	12.1
2016-17	10	10	265	26.5	58	85	.682	0	0	—	36	53	.679	39	72	111	11.1	19	0	14	13	19	11	152	15.2
Career	115	49	2630	22.9	515	839	.614	0	0	—	363	565	.642	327	714	1041	9.1	251	1	86	173	190	90	1393	12.1



BIANCA CUEVAS-MOORE

#1

**5-6 • Jr. • Guard • Bronx, N.Y. • Nazareth Regional
Major: Criminal Justice**

This Season's Highlights

- Started nine of 10 games this season
- Tied for 12th in the SEC in steals per game (2.0)
- Hit 3 early in third quarter against Clemson (Dec. 15) to spark a 13-4 run that put the Gamecocks firmly in control
- Scored four of her nine points at Duke (Dec. 4) on transition layups during a 12-0 first-quarter run
- Matched her career high with five steals against Saint Peter's (Nov. 22) in just 16 minutes

Career Summary

- Led team in assists three times in 2015-16
- Tied for school record with 37 games played in 2014-15

Miscellaneous

	Season	Career
20+ Points	0	2
10+ Points	2	18
5+ Assists	0	6
5+ Steals	1	2
Tm-High Points	0	3
Tm-High Assists	2	13

Career Highs

Pts21 at Ole Miss, 2/1/15
Rebs6 at Alabama, 2/22/16
3FG3 vs. Kentucky, 3/5/16
Stls5, 2x, last vs. Saint Peter's, 11/22/16
Assts6 vs. CSUB, 11/28/15
Min29 at Hawaii, 11/29/15

Season Highs

Pts11 vs. Saint Peter's, 11/22
Rebs5 vs. UCLA, 12/18
3FG1, 7x, last vs. UCLA, 12/18
Stls5 vs. Saint Peter's, 11/22
Assts4 vs. Clemson, 12/15
Min26 vs. Clemson, 12/15

2016-17 Game-by-Game Stats

Opponent	Date	GS	MIN	FG-A	3FG-A	FT-A	Reb	A	TO	B	S	TP
at Ohio State	11/14	*	22	3-7	0-2	3-4	2	2	1	0	3	9
Hampton	11/20	*	16	1-5	1-2	1-2	1	1	0	1	2	4
Maine	11/21	*	17	2-4	1-1	2-2	1	2	1	0	2	7
Saint Peter's	11/22	*	16	5-8	1-3	0-1	3	3	2	0	5	11
vs. Louisville	11/27	*	17	1-6	0-3	2-2	1	3	0	0	1	4
at Texas	12/1	*	19	2-9	0-1	3-4	0	2	1	0	2	7
at Duke	12/4	*	22	4-11	1-7	0-0	2	2	4	0	2	9
Minnesota	12/11		13	2-6	1-3	1-3	2	1	0	0	2	6
Clemson	12/15	*	26	1-3	1-3	1-2	2	4	2	1	1	4
UCLA	12/18	*	23	4-14	1-1	1-2	5	1	3	0	0	10

Career Stats at South Carolina

Year	GP	GS	Min	Avg	FG	FGA	Pct	3FG	FGA	Pct	FT	FTA	Pct	Off	Def	Tot	Avg	PF	FO	A	TO	Blk	Stl	Pts	Avg
2014-15	37	0	536	14.5	74	200	.370	16	72	.222	45	58	.776	13	35	48	1.3	44	1	64	60	5	42	209	5.6
2015-16	34	1	615	18.1	78	207	.377	20	76	.263	50	66	.758	10	50	60	1.8	43	1	63	64	2	47	226	6.6
2016-17	10	9	191	19.1	25	73	.342	7	26	.269	14	22	.636	5	14	19	1.9	19	0	21	15	2	20	71	7.1
Career	81	10	1341	16.6	177	480	.369	43	174	.247	109	146	.747	28	99	127	1.6	106	1	148	139	9	109	506	6.2



KAELA DAVIS

#3

6-2 • Jr. • Guard • Suwanee, Ga. • Georgia Tech
Major: Integrated Technology

This Season's Highlights

- Naismith Trophy Top 50 Preseason Watch List
- Leads the SEC and is 53rd nationally in 3-point field goal percentage ... is second in the league in 3s made per game (2.5)
- Tied for eighth in the SEC in free throw percentage and 18th in scoring
- Has been team's top scorer twice – at Ohio State, Minnesota
- Led team in assists four times – at Ohio State, Hampton, Clemson, UCLA
- Caught fire from the 3-point line against Minnesota (Dec. 11), knocking down a career-best six 3s, including five in the first half
- Netted nine of her 14 points at Duke (Dec. 4) during fourth quarter, twice pulling the Gamecocks within five points
- Knocked down two timely 3-pointers in a back-and-forth third quarter against #14/15 Texas (Dec. 1) to finish in double figures for the fourth-straight game
- Scored team's first seven points in the opening 98 seconds against #4/4 Louisville (Nov. 27) and added back-to-back 3s early in the second half to eliminate any Cardinal comeback from the eight-point halftime deficit
- Brilliant Gamecock debut at #7/6 Ohio State (Nov. 14), stuffing the box score with 37 points – 11 in the second, third and fourth quarters each – 10 rebounds, five assists and three steals ... first Gamecock to score 30 or more points in a game since Ieasia Walker netted 30 against Clemson on Nov. 18, 2010

Prior to South Carolina

- Two-time All-ACC selection in two seasons at Georgia Tech
- Fastest player in Georgia Tech history to 1,000 career points (52 games)
- Ranked as No. 1 guard and No. 2 overall recruit in 2013 class
- 2013 McDonald's and WBCA All-America
- Has three gold medals with USA Basketball – 2012 FIBA U17 World Championships, 2012 FIBA 3x3 U18 World Championships, 2011 FIBA Americas U16 Championship

Miscellaneous

	Season	Career
Double-Doubles	1	1
30+ Points	1	1
20+ Points	2	2
10+ Points	8	8
10+ Rebounds	1	1
5+ Assists	2	2
Tm-High Points	2	2
Tm-High Rebs	1	1
Tm-High Assists	4	4

Career Highs

Pts	37 at Ohio State, 11/14/16
Rebs	10 at Ohio State, 11/14/16
3FG	6 vs. Minnesota, 12/11/16
Stls	3 at Ohio State, 11/14/16
Assts	5, 2x, last vs. Hampton, 11/20/16
Min	36 at Ohio State, 11/14/16

2016-17 Game-by-Game Stats

Opponent	Date	GS	MIN	FG-A	3FG-A	FT-A	Reb	A	TO	B	S	TP
at Ohio State	11/14	*	36	10-21	4-6	13-16	10	5	5	0	3	37
Hampton	11/20	*	30	1-9	1-5	0-0	7	5	2	0	1	3
Maine	11/21	*	26	3-11	1-6	3-4	3	3	2	0	1	10
Saint Peter's	11/22	*	19	5-7	4-4	0-0	3	3	1	0	0	14
vs. Louisville	11/27	*	20	5-10	3-5	0-0	8	1	1	0	0	13
at Texas	12/1	*	34	3-6	2-4	4-4	3	1	5	0	2	12
at Duke	12/4	*	31	5-14	2-9	2-4	6	2	0	0	2	14
Minnesota	12/11	*	28	8-15	6-10	0-0	3	4	1	0	0	22
Clemson	12/15	*	28	6-16	2-7	3-4	3	4	3	0	0	17
UCLA	12/18	*	33	1-13	0-1	0-0	4	2	4	0	2	2

Career Stats at South Carolina

Year	GP	GS	Min	Avg	FG	FGA	Pct	3FG	FGA	Pct	FT	FTA	Pct	Off	Def	Tot	Avg	PF	FO	A	TO	Blk	Stl	Pts	Avg
2016-17	10	9	285	28.5	47	122	.385	25	57	.439	25	32	.781	15	35	50	5.0	19	1	30	24	0	11	144	14.4



TIFFANY DAVIS

#15

5-7 • Sr. • Guard • Houston, Texas • Westbury Christian
Major: Psychology

This Season's Highlights

- Selected to be a team captain this season
- Has played in eight of 10 games this season
- Was solid defensively playing five minutes in the pivotal second quarter against #4/4 Louisville (Nov. 27)

Career Summary

- Missed 2015-16 with knee injury suffered in September
- Missed the bulk of the 2012-13 season after suffering a knee injury
- Graduated in 2016 with bachelor's degree in retail management

Miscellaneous

	Season	Career
10+ Points	0	1
5+ Steals	0	1
Tm-High Points	0	0
Tm-High Assists	0	0

Career Highs

Pts 11 vs. Ole Miss, 1/30/14
3FGs.....2, 3x, last vs. Ole Miss, 1/30/14
Rebs.....6 at Arkansas, 1/2/14
Stls.....5 vs. Elon, 11/9/12
Assts 3, 4x, last vs. SC State, 12/22/13
Min.....30 at Arkansas, 1/2/14

Season Highs

Pts 4 vs. Hampton, 11/20
3FGs.....
Rebs.....3 vs. Saint Peter's, 11/22
Stls.....1 vs. Saint Peter's, 11/22
Assts 1, 2x, last vs. Saint Peter's, 11/22
Min.....17 vs. Saint Peter's, 11/22

2016-17 Game-by-Game Stats

Opponent	Date	GS	MIN	FG-A	3FG-A	FT-A	Reb	A	TO	B	S	TP
at Ohio State	11/14	1	0-0	0-0	0-0	0	0	0	0	0	0	0
Hampton	11/20	13	1-3	0-1	2-3	2	0	0	0	0	0	4
Maine	11/21	10	1-2	0-1	0-0	2	1	1	0	0	0	2
Saint Peter's	11/22	17	0-3	0-2	0-0	3	1	1	0	1	0	0
vs. Louisville	11/27	9	0-1	0-1	1-2	2	0	0	0	0	0	1
at Texas	12/1											— DNP —
at Duke	12/4	3	0-0	0-0	0-0	1	0	2	0	0	0	0
Minnesota	12/11	7	0-2	0-2	0-0	1	0	0	1	0	0	0
Clemson	12/15	4	0-2	0-1	0-0	0	0	0	0	0	0	0
UCLA	12/18											— DNP —

Career Stats at South Carolina

Year	GP	GS	Min	Avg	FG	FGA	Pct	3FG	FGA	Pct	FT	FTA	Pct	Off	Def	Tot	Avg	PF	FO	A	TO	Blk	Stl	Pts	Avg
2012-13	3	0	40	13.3	4	8	.500	1	4	.250	3	4	.750	1	3	4	1.3	2	0	4	2	0	5	12	4.0
2013-14	32	7	356	11.1	23	59	.390	12	30	.400	19	26	.731	5	27	32	1.0	29	0	29	40	1	4	77	2.4
2014-15	16	0	84	5.3	6	16	.375	5	13	.385	6	9	.667	5	13	18	1.1	5	0	7	9	0	0	23	1.4
2016-17	8	0	64	8.0	2	13	.154	0	8	.000	3	5	.600	2	9	11	1.4	1	0	2	4	1	1	7	0.9
Career	59	7	544	9.2	35	96	.365	18	55	.327	31	44	.705	13	52	65	1.1	37	0	42	55	2	10	119	2.0



ALLISHA GRAY

#10

6-0 • Jr. • Guard • Sandersville, Ga. • North Carolina
Major: Broadcasting

This Season's Highlights

- Naismith Trophy Top 50 Preseason Watch List
- Started every game this season, finishing in double figures in all but two contests
- Leads the team in assists (3.1), and her 3.4 assist-to-turnover ratio is tied for first in the SEC and 10th among Division I players
- Ranks among the league's top 10 in field goal percentage (T-9th) and is 22nd in scoring
- Converted two crucial 3-point plays from the left block against #9/9 UCLA (Dec. 18), the second of which pushed Carolina's lead back to double-digits at 52-40 early in the fourth quarter
- Triggered South Carolina's 3-point shooting outburst against Minnesota (Dec. 11), connecting on two early 3-pointers to help the Gamecocks open the contest on a 15-0 run ... finished with 18 points in just 19 minutes of action and boasted career bests with four 3-pointers and a game-high seven assists
- Knocked down a 3 nine seconds into the fourth quarter at Duke (Dec. 4) that sparked a 9-2 run that put the Gamecocks within striking distance while handing out a career-high six assists
- Tallied 11 of her game-high 17 points in the third quarter against #4/4 Louisville (Nov. 27), including six during the period-opening 16-5 run to help end any threat of a Cardinal comeback
- Crafty scorer with 24 points at #7/6 Ohio State (Nov. 14) in Gamecock debut, including five as part of 10-0 run early in fourth quarter to stop end Buckeyes' comeback hopes

Miscellaneous

	Season	Career
20+ Points	1	1
10+ Points	8	8
5+ Assists	3	3
Tm-High Points	1	1
Tm-High Assists	4	4

Career Highs

Pts	24 at Ohio State, 11/14/16
Rebs	8 vs. Saint Peter's, 11/22/16
3FGs	4 vs. Minnesota, 12/11/16
Stls	2, 4x, last vs. Clemson, 12/15/16
Assts	7 vs. Minnesota, 12/11/16
Min	38 at Ohio State, 11/14/16

Prior to South Carolina

- Played two seasons at North Carolina, amassing over 1,000 career points in that time
- 2015 First-Team All-ACC and WBCA All-Region
- Ranked as No. 4 guard and No. 7 overall recruit in 2013 class
- Three-time Georgia state player of the year (2010-12)

2016-17 Game-by-Game Stats

Opponent	Date	GS	MIN	FG-A	3FG-A	FT-A	Reb	A	TO	B	S	TP
at Ohio State	11/14	*	38	10-18	0-3	4-8	7	3	0	0	2	24
Hampton	11/20	*	24	4-9	2-7	6-7	1	4	0	0	2	16
Maine	11/21	*	22	5-9	0-1	0-0	3	3	2	0	0	10
Saint Peter's	11/22	*	19	4-7	1-4	4-5	8	5	1	1	1	13
vs. Louisville	11/27	*	22	7-12	2-5	1-1	3	0	0	0	0	17
at Texas	12/1	*	35	2-7	0-1	4-4	4	0	3	0	0	8
at Duke	12/4	*	37	4-9	2-6	1-2	6	6	2	0	1	11
Minnesota	12/11	*	19	7-13	4-10	0-0	5	7	1	0	2	18
Clemson	12/15	*	27	3-10	1-3	1-2	2	1	0	2	2	8
UCLA	12/18	*	23	4-6	0-0	3-5	3	2	0	0	0	11

Career Stats at South Carolina

Year	GP	GS	Min	Avg	FG	FGA	Pct	3FG	FGA	Pct	FT	FTA	Pct	Off	Def	Tot	Avg	PF	FO	A	TO	Blk	Stl	Pts	Avg
2016-17	10	10	266	26.6	50	100	.500	12	40	.300	24	34	.706	13	29	42	4.2	18	0	31	9	3	10	136	13.6



TYASHA HARRIS

#52

**5-10 • Fr. • Guard • Noblesville, Ind. • Heritage Christian
Major: Sports Management**

This Season's Highlights

- Has played solid minutes every game, drawing one start on the season
- Impressed against Minnesota (Dec. 11) in first career start with nine points and three 3-pointers, including the first basket of the game that sparked a 15-0 run ... facilitated the offense in the opening two quarters, matching her career high in assists (6) by the half
- Played a great all-around game against #14/15 Texas (Dec. 1) in a career-high 30 minutes of action, notching three steals and a career-best 10 points... netted four-straight points late in the fourth quarter to put the game out of the Longhorns' reach
- Drew the second-half start against #4/4 Louisville (Nov. 27), logging 14 of her 29 minutes during the half and dishing out five of her career-high six assists in that time

Prior to South Carolina

- Ranked as the No. 27 recruit overall and the No. 8 point guard in the 2016 Class
- Finalist for Indiana's Miss Basketball award
- Helped Heritage Christian to three straight state titles, including the 2016 championship in the program's first season in Class 3A
- Is her high school's all-time top scorer with 2,004 career points, also holding school record in steals (487) and ranking third in assists (426)
- Earned gold medal with USA Basketball in 2016 FIBA Americas U18 Championship

Miscellaneous

	Season	Career
10+ Points	1	1
5+ Assists	2	2
Tm-High Points	0	0
Tm-High Assists	1	1

Career Highs

Pts	10 at Texas, 12/1/16
Rebs	2, 2x, last vs. Maine, 11/21/16
Stls	3 at Texas, 12/1/16
Assts	6, 2x, last vs. Minnesota, 12/11/16
Min	30 at Texas, 12/1/16

2016-17 Game-by-Game Stats

Opponent	Date	GS	MIN	FG-A	3FG-A	FT-A	Reb	A	TO	B	S	TP
at Ohio State	11/14	19	1-4	0-0	1-2	0	3	1	0	0	3	
Hampton	11/20	16	1-4	1-3	0-0	2	2	0	1	0	3	
Maine	11/21	19	2-4	0-1	0-0	2	3	2	0	1	4	
Saint Peter's	11/22	14	3-5	1-3	0-0	0	1	2	1	0	7	
vs. Louisville	11/27	29	0-3	0-2	0-0	0	6	1	0	0	0	
at Texas	12/1	30	2-6	0-4	6-8	1	0	0	0	3	10	
at Duke	12/4	25	1-2	1-1	0-0	1	1	4	0	0	3	
Minnesota	12/11	*	21	3-5	3-4	0-0	1	6	3	0	0	9
Clemson	12/15	7	0-0	0-0	0-0	1	0	2	0	0	0	
UCLA	12/18	19	1-2	0-0	0-2	1	1	1	0	0	2	

Career Stats at South Carolina

Year	GP	GS	Min	Avg	FG	FGA	Pct	3FG	FGA	Pct	FT	FTA	Pct	Off	Def	Tot	Avg	PF	FO	A	TO	Blk	Stl	Pts	Avg
2016-17	10	1	19.9	19.9	14	35	.400	6	18	.333	7	12	.583	1	8	9	0.9	8	0	23	16	2	4	41	4.1



MIKIAH HERBERT HARRIGAN #21

6-2 • Fr. • Forward • Pembroke Pines, Fla./Flanagan
Major: Criminal Justice

This Season's Highlights

- Providing good minutes off the bench in every game this season
- Fourth on the team in rebounding average
- Contributed timely blocks against #9/9 UCLA (Dec. 18), denying a last-second Bruins field goal at the end of the first half before recording blocks on back-to-back possessions during Carolina's key third-quarter scoring run
- Netted five of her 11 points against #4/4 Louisville (Nov. 27) in the final 1:24 of the first half to send the Gamecocks into the locker room with an eight-point lead they would not relinquish

Prior to South Carolina

- Ranked as the No. 12 forward in the 2016 Class
- Helped team to four district championships
- Named 2016 8A Player of the Year by the Florida Basketball Coaches Association (FBCA)
- Was a two-time FBCA All-State selection

Miscellaneous

	Season	Career
10+ Points	2	2
10+ Rebounds	0	0
Tm-High Points	0	0
Tm-High Rebs	0	0

Career Highs

Pts	13 vs. Maine, 11/21/16
Rebs	8 vs. Maine, 11/21/16
Blks	3 vs. UCLA, 12/18/16
Stls	2 vs. Saint Peter's, 11/22/16
Min	25 vs. Saint Peter's, 11/22/16

2016-17 Game-by-Game Stats

Opponent	Date	GS	MIN	FG-A	3FG-A	FT-A	Reb	A	TO	B	S	TP
at Ohio State	11/14	22	2-2	0-0	0-1	5	0	5	1	1	4	
Hampton	11/20	17	4-9	0-0	0-0	7	2	0	2	1	8	
Maine	11/21	24	5-8	0-0	3-5	8	2	0	0	0	13	
Saint Peter's	11/22	25	4-11	0-2	1-2	4	0	2	2	2	9	
vs. Louisville	11/27	17	3-5	0-0	5-5	2	1	0	1	1	11	
at Texas	12/1	18	1-4	0-0	0-1	4	2	0	0	0	2	
at Duke	12/4	8	0-0	0-0	0-0	3	1	0	0	0	0	
Minnesota	12/11	17	1-4	0-0	3-4	3	2	1	0	1	5	
Clemson	12/15	15	2-4	0-0	4-4	5	0	2	2	0	8	
UCLA	12/18	23	1-3	0-0	0-0	7	0	2	3	1	2	

Career Stats at South Carolina

Year	GP	GS	Min	Avg	FG	FGA	Pct	3FG	FGA	Pct	FT	FTA	Pct	Off	Def	Tot	Avg	PF	FO	A	TO	Blk	Stl	Pts	Avg
2016-17	10	0	186	18.6	23	50	.460	0	2	.000	16	22	.727	16	32	48	4.8	16	1	10	12	11	7	62	6.2



VICTORIA PATRICK

#0

5-9 • Fr. • Guard • Orlando, Fla. • Edgewater
Major: Biology

This Season's Highlights

- Played in seven of 10 games this season

Prior to South Carolina

- Ranked as the No. 25 guard in the Class of 2016
- Helped team to 2014 state championship
- Earned First-Team All-Metro West and All-Area honors from the Orlando Sentinel in 2016
- Led team with 15.8 points per game as a senior, helping team to state semifinals

Career Highs

Pts 4 vs. Hampton, 11/20/16
Rebs..... 2 vs. Hampton, 11/20/16
3FG 1, 4x, last vs. Minnesota, 12/11/16
Stls.....2 vs. Saint Peter's, 11/22/16
Min.....15 vs. Saint Peter's, 11/22/16

2016-17 Game-by-Game Stats

Opponent	Date	GS	MIN	FG-A	3FG-A	FT-A	Reb	A	TO	B	S	TP
at Ohio State	11/14	1	0-0	0-0	0-0	0	0	0	0	0	0	0
Hampton	11/20	11	1-5	1-3	1-2	2	1	1	0	0	0	4
Maine	11/21	10	1-3	1-3	0-0	1	0	0	0	0	0	3
Saint Peter's	11/22	15	1-4	1-4	0-0	0	1	1	0	2	3	
vs. Louisville	11/27	3	0-0	0-0	0-0	0	0	0	0	0	0	0
at Texas	12/1					— DNP —						
at Duke	12/4					— DNP —						
Minnesota	12/11	7	1-1	1-1	0-0	0	0	0	1	0	0	3
Clemson	12/15	4	0-1	0-0	0-0	0	0	0	0	0	0	0
UCLA	12/18					— DNP —						

Career Stats at South Carolina

Year	GP	GS	Min	Avg	FG	FGA	Pct	3FG	FGA	Pct	FT	FTA	Pct	Off	Def	Tot	Avg	PF	FO	A	TO	Blk	Stl	Pts	Avg
2016-17	7	0	51	7.3	4	14	.286	4	11	.364	1	2	.500	2	1	3	0.4	2	0	2	2	1	2	13	1.9



A'JA WILSON

#22

**6-5 • Jr. • Forward • Hopkins, S.C. • Heathwood Hall
Major: Broadcasting**

Career Highlights

Rated No. 1 player in the nation by espnW (2016-17)
 Naismith Trophy Top 50 Preseason Watch List (2016-17)
 Wade Watch List (2016-17)
 Preseason All-America First Team (AP, espnW, Athlon, Lindy's, Sporting News)
 Preseason SEC Player of the Year (Media, Coaches)
 2016 Naismith, Wooden and Wade Trophy Finalist
 2016 All-America First Team (AP, WBCA, USBWA, ESPN, Wooden Award)
 2016 SEC Player of the Year (Coaches, AP)
 2016 SEC Defensive Player of the Year (Coaches)
 SEC Tournament All-Tournament Team

Two-time All-SEC First Team (2015, 2016)
 2015 USA Basketball Female Athlete of the Year
 2015 Rainbow Wahine Showdown Tournament MVP
 Four-time SEC Player of the Week
 2015 All-America (Third Team, AP; Hon. Men, WBCA)
 2015 SEC Freshman of the Year (Coaches, AP)
 2015 SEC All-Freshman Team
 USBWA National Freshman of the Week (Dec. 1-7)
 Five-time SEC Freshman of the Week
 2014 Nat'l HS Player of the Year (WBCA, Naismith, Parade)
 2014 McDonald's and Parade (HS) All-America

Miscellaneous

	Season	Career
Double-Double	3	22
30+ Points	1	1
20+ Points	3	15
10+ Points	9	66
10+ Rebounds	3	23
5+ Blocks	0	7
Tm-High Points	5	35
Tm-High Rebs.	3	26
Tm-High Assists	1	2

This Season's Highlights

- Selected to be a team captain this season
- Consensus preseason first-team All-American and named top player in the country by espnW
- Holds school record for career blocked shots (191)
- Is first in the SEC and 33rd in the nation in blocked shots per game (2.3) while ranking in the top 10 in the league in scoring (7th) and field goal percentage (6th)
- Team's top scorer five times – Maine, vs. Louisville, at Texas, at Duke, Clemson
- Top rebounder on team in three games – at Texas, at Duke, Clemson
- Grabbed 11 of her 13 rebounds against #9/9 UCLA (Dec. 18) in the second half after limited first-half minutes due to foul trouble with eight of those coming in the fourth quarter to keep the Bruins at bay
- Scored eight of the team's 16 points in the second quarter against Clemson (Dec. 15) to help build a 10-point halftime lead
- Dominant performance at #14/15 Texas (Dec. 1), delivering on both ends of the court with a career-high 31 points with nine in the fourth quarter, including two crucial putbacks that stifled any chance of a Longhorn comeback ... also effective on defensive end with a team-high four blocks and three steals
- Scored 11 of her team-high 17 points against #4/4 Louisville (Nov. 27) in first half to help build eight-point halftime lead ... also handed out career-best five assists
- Added two blocked shots to her double-digit scoring effort against Saint Peter's (Nov. 22) to break the school record for career blocked shots

Career Highs

Pts	31 at Texas, 12/1/16
Rebs	19 at Kentucky, 3/1/15
Blks	8, 2x, last vs. Texas A&M, 1/17/16
Sdls	4 vs. Syracuse, 3/25/16
Assts	5 vs. Louisville, 11/27/16
Min	39 at Texas A&M, 1/31/16

Season Highs

Pts	31 at Texas, 12/1
Rebs	13 vs. UCLA, 12/18
Blks	4, 2x, last at Texas, 12/1
Sdls	3, 2x, last at Texas, 12/1
Assts	5 vs. Louisville, 11/27
Min	38 at Texas, 12/1

Prior to South Carolina

- Finalist for all three national player of the year awards and consensus first-team All-American in 2015-16
- Second player in league history to earn SEC Player of the Year and SEC Defensive Player of the Year in the same season (2016)
- Set school record for blocked shots in a season with 103 in 2015-16, ranking 12th in the nation
- Holds school blocked shots records for career (191), an SEC career (85) and in an SEC game (8, two times)
- Second player in program history to reach 1,000 career points as a sophomore

2016-17 Game-by-Game Stats

Opponent	Date	GS	MIN	FG-A	3FG-A	FT-A	Reb	A	TO	B	S	TP
at Ohio State	11/14	*	16	1-3	0-0	3-6	3	0	3	3	0	5
Hampton	11/20	*	22	3-8	0-0	14-14	7	2	3	2	1	20
Maine	11/21	*	19	7-8	0-0	0-2	3	2	0	4	0	14
Saint Peter's	11/22	*	21	5-9	0-0	4-7	5	4	1	2	3	14
vs. Louisville	11/27	*	28	6-12	0-0	5-6	5	5	5	2	1	17
at Texas	12/1	*	38	12-18	0-0	7-11	12	0	4	4	3	31
at Duke	12/4	*	35	7-14	0-0	4-6	6	0	4	1	0	18
Minnesota	12/11	*	21	5-10	0-0	0-0	6	2	0	2	2	10
Clemson	12/15	*	31	9-17	0-0	2-4	10	4	1	2	0	20
UCLA	12/18	*	26	5-14	0-0	3-4	13	0	3	1	0	13

Career Stats at South Carolina

Year	GP	GS	Min	Avg	FG	FGA	Pct	3FG	FGA	Pct	FT	FTA	Pct	Off	Def	Tot	Avg	PF	FO	A	TO	Blk	Stl	Pts	Avg
2014-15	37	1	734	19.8	177	329	.538	1	3	.333	131	198	.662	78	165	243	6.6	72	1	37	62	65	32	486	13.1
2015-16	33	32	895	27.1	205	386	.531	0	0	—	120	166	.723	88	199	287	8.7	78	1	47	74	103	27	530	16.1
2016-17	10	10	257	25.7	60	113	.531	0	0	—	42	60	.700	25	45	70	7.0	26	1	19	24	23	10	162	16.2
Career	80	43	1886	23.6	442	828	.534	1	3	.333	293	424	.691	191	409	600	7.5	176	3	103	160	191	69	1178	14.7



Official Basketball Box Score -- Game Totals -- Final Statistics
Clemson vs #6/6 South Carolina
 12/15/16 7 p.m. at Columbia, S.C./Colonial Life Arena



Clemson 61 • 8-2

#	Player	Total		3-Ptr		Rebounds			PF	TP	A	TO	Blk	Stl	Min
		FG	FGA	FG	FGA	FT	FTA	Off							
20	Sirah Diarra	f	1-2	0-0	0-0	1	4	5	4	2	1	3	1	0	28
24	Ivy Atkism	f	0-2	0-0	0-0	1	4	5	1	0	0	0	0	0	18
00	Nelly Perry	g	6-20	0-4	8-11	1	3	4	3	20	2	1	0	2	35
05	Danielle Edwards	g	5-12	0-1	1-2	3	1	4	3	11	1	1	1	1	35
33	Alexis Carter	g	5-13	0-1	0-0	0	2	2	3	10	0	2	0	0	28
03	Victoria Cardaci	g	2-3	2-3	1-2	1	1	2	2	7	0	1	0	0	21
12	Aliyah Collier	g	0-1	0-1	0-0	0	0	0	2	0	0	2	0	0	3
15	Jaia Alexander	g	2-8	0-1	7-8	1	4	5	2	11	1	1	0	2	30
32	Chyna Cotton	g	0-0	0-0	0-0	0	0	0	0	0	0	0	0	0	2
Team						3	0	3							
Totals			21-61	2-11	17-23	11	19	30	20	61	5	11	2	5	200

1st - FG %:	7-15	46.7%	2nd: 5-15	33.3%	3rd: 3-15	20.0%	4th: 6-16	37.5%	Game:	21-61	34.4%	Deadball	
3FG %:	0-1	0.0%	1-3	33.3%	0-2	0.0%	1-5	20.0%		2-11	18.2%	Rebounds	
FT %:	2-2	100.0%	1-2	50.0%	9-10	90.0%	5-9	55.6%		17-23	73.9%		3

#6/6 South Carolina 83 • 8-1

#	Player	Total		3-Ptr		Rebounds			PF	TP	A	TO	Blk	Stl	Min
		FG	FGA	FG	FGA	FT	FTA	Off							
22	WILSON, A'ja	f	9-17	0-0	2-4	4	6	10	2	20	4	1	2	0	31
41	COATES, Alaina	c	8-10	0-0	3-4	4	6	10	2	19	3	2	4	2	30
01	CUEVAS-MOORE, Bianc	g	1-3	1-3	1-2	0	2	2	1	4	4	2	1	1	26
03	DAVIS, Kaela	g	6-16	2-7	3-4	2	1	3	5	17	4	3	0	0	28
10	GRAY, Allisha	g	3-10	1-3	1-2	1	1	2	2	8	1	0	2	2	27
00	PATRICK, Victoria	g	0-1	0-0	0-0	0	0	0	1	0	0	0	0	0	4
04	CLINEY, Doniyah	g	2-4	0-0	3-5	3	6	9	1	7	1	1	0	1	19
12	BRADSHAW, Araion	g	0-0	0-0	0-0	1	0	1	1	0	1	0	0	0	9
15	DAVIS, Tiffany	g	0-2	0-1	0-0	0	0	0	1	0	0	0	0	0	4
21	HERBERT HARRIGAN,	g	2-4	0-0	4-4	1	4	5	2	8	0	2	2	0	15
52	HARRIS, Tyasha	g	0-0	0-0	0-0	0	1	1	1	0	0	2	0	0	7
Team						3	3	6							
Totals			31-67	4-14	17-25	19	30	49	19	83	18	13	11	6	200

1st - FG %:	7-14	50.0%	2nd: 7-17	41.2%	3rd: 9-16	56.3%	4th: 8-20	40.0%	Game:	31-67	46.3%	Deadball	
3FG %:	2-4	50.0%	0-2	0.0%	1-2	50.0%	1-6	16.7%		4-14	28.6%	Rebounds	
FT %:	6-8	75.0%	2-6	33.3%	2-3	66.7%	7-8	87.5%		17-25	68.0%		6,2

Officials: Dee Kantner, Felicia Grinter, Roy Gulbeyan
 Technical fouls: Clemson-None. #6/6 South Carolina-None.
 Attendance: 11916

Score by periods	1st	2nd	3rd	4th	Total
Clemson	16	12	15	18	61
#6/6 South Carolina	22	16	21	24	83

Last FG - CU 4th-04:41, SC 4th-03:04.
 Largest lead - CU by 2 1st-07:57, SC by 23 4th-01:52.
 CU led for 01:05. SC led for 36:32. Game was tied for 02:23.

	In	Off	2nd	Fast
Points	Paint	T/O	Chance	Break
CU	26	6	8	4
SC	50	10	21	13

Score tied - 3 times.
 Lead changed - 2 times.



Official Basketball Box Score -- Game Totals -- Final Statistics
#9/9 UCLA vs #6/6 South Carolina
 12/18/16 2 p.m. at Columbia, S.C./Colonial Life Arena



#9/9 UCLA 57 • 8-2

#	Player	Total		3-Ptr		Rebounds			PF	TP	A	TO	Blk	Stl	Min
		FG	FGA	FG	FGA	FT	FTA	Off							
25	Billings, Monique	f	4-12	0-0	4-6	5	17	22	4	12	1	2	4	0	36
02	Korver, Kari	g	0-8	0-7	0-2	2	1	3	4	0	1	1	0	3	24
03	Canada, Jordin	g	6-20	0-2	3-5	2	3	5	5	15	4	3	0	1	33
22	Burke, Kennedy	g	5-14	2-7	1-2	2	0	2	2	13	0	2	2	1	25
23	Hayes, Kelli	g	3-9	0-0	0-0	3	1	4	2	6	0	1	0	1	30
00	Kornet, Nicole	g	1-9	1-8	1-2	1	2	3	3	4	3	0	0	3	25
04	Hearn, Ashley	g	1-2	0-0	0-0	0	1	1	3	2	0	0	0	1	8
20	Williams, Dominique	g	0-0	0-0	0-0	0	0	0	0	0	0	0	1	2	
24	Hersler, Paulina	g	2-4	1-3	0-0	1	2	3	4	5	0	0	0	1	17
Team						2	2	4							
Totals			22-78	4-27	9-17	18	29	47	27	57	9	9	7	11	200

1st - FG %:	5-20	25.0%	2nd: 5-19	26.3%	3rd: 5-19	26.3%	4th: 7-20	35.0%	Game:	22-78	28.2%	Deadball	
3FG %:	1-9	11.1%	1-5	20.0%	0-6	0.0%	2-7	28.6%		4-27	14.8%	Rebounds	
FT %:	0-2	0.0%	4-8	50.0%	2-3	66.7%	3-4	75.0%		9-17	52.9%		5,2

#6/6 South Carolina 66 • 9-1

#	Player	Total		3-Ptr		Rebounds			PF	TP	A	TO	Blk	Stl	Min
		FG	FGA	FG	FGA	FT	FTA	Off							
22	WILSON, A'ja	f	5-14	0-0	3-4	5	8	13	2	13	0	3	1	0	26
41	COATES, Alaina	c	5-10	0-0	10-13	5	9	14	3	20	0	1	1	0	24
01	CUEVAS-MOORE, Bianc	g	4-14	1-1	1-2	1	4	5	3	10	1	4	0	0	23
03	DAVIS, Kaela	g	1-13	0-1	0-0	0	4	4	0	2	2	4	0	2	33
10	GRAY, Allisha	g	4-6	0-0	3-5	0	3	3	1	11	2	0	0	0	23
04	CLINEY, Doniyah	g	1-4	0-1	4-6	2	2	4	2	6	0	0	0	1	29
21	HERBERT HARRIGAN,	g	1-3	0-0	0-0	2	5	7	2	2	0	2	3	1	23
52	HARRIS, Tyasha	g	1-2	0-0	0-2	1	0	1	1	2	1	1	0	0	19
Team						1	2	3							
Totals			22-66	1-3	21-32	17	37	54	14	66	6	15	5	4	200

1st - FG %:	2-15	13.3%	2nd: 7-16	43.8%	3rd: 10-20	50.0%	4th: 3-15	20.0%	Game:	22-66	33.3%	Deadball	
3FG %:	0-1	0.0%	1-1	100.0%	0-0	0.0%	0-1	0.0%		1-3	33.3%	Rebounds	
FT %:	2-6	33.3%	5-7	71.4%	3-6	50.0%	11-13	84.6%		21-32	65.6%		7,4

Officials: Bob Trammell, Laura Morris, Maj Forsberg
 Technical fouls: #9/9 UCLA-TEAM. #6/6 South Carolina-None.
 Attendance: 13367

Score by periods	1st	2nd	3rd	4th	Total
#9/9 UCLA	11	15	12	19	57
#6/6 South Carolina	6	20	23	17	66

	In	Off	2nd	Fast
Points	Paint	T/O	Chance	Break
UCLA	34	15	12	14
SC	40	5	19	8

Last FG - UCLA 4th-00:12, SC 4th-03:25.
 Largest lead - UCLA by 7 1st-02:54, SC by 16 4th-02:02.
 UCLA led for 17:45. SC led for 19:01. Game was tied for 03:14.

Score tied - 3 times.
 Lead changed - 3 times.



South Carolina Season Schedule/Results & Leaders (as of Dec 18, 2016)
All games



RECORD:	OVERALL	HOME	AWAY	NEUTRAL
ALL GAMES	9-1	6-0	2-1	1-0
CONFERENCE	0-0	0-0	0-0	0-0
NON-CONFERENCE	9-1	6-0	2-1	1-0

Date	Opponent	Score	Att.	High Points	High Rebounds
11/14/16	at #7/6 Ohio State	w 92-80	6683	(37)DAVIS, Kaela	(13)COATES, Alaina
11/20/16	@HAMPTON	w 92-38	11795	(28)COATES, Alaina	(16)COATES, Alaina
11/21/16	@MAINE	w 79-42	11057	(14)WILSON, A'ja	(14)COATES, Alaina
11/22/16	@SAINT PETER'S	w 93-38	11455	(16)COATES, Alaina	(8)CLINEY, Doniyah (8)GRAY, Allisha
11/27/16	@vs #4/4 Louisville	w 83-59	1812	(17)WILSON, A'ja (17)GRAY, Allisha (17)COATES, Alaina	(14)COATES, Alaina
12/01/16	at #14/15 Texas	w 76-67	3330	(31)WILSON, A'ja	(12)WILSON, A'ja
12/04/16	at Duke	63-74 L	6036	(18)WILSON, A'ja	(6)WILSON, A'ja (6)GRAY, Allisha (6)DAVIS, Kaela
12/11/16	MINNESOTA	w 98-58	12461	(22)DAVIS, Kaela	(11)COATES, Alaina
12/15/16	CLEMSON	w 83-61	11916	(20)WILSON, A'ja	(10)COATES, Alaina (10)WILSON, A'ja
12/18/16	#9/9 UCLA	w 66-57	13367	(20)COATES, Alaina	(14)COATES, Alaina

* = Conference game

@ = Basketball Hall of Fame Women's Challenge (Columbia, S.C./Springfield, Mass.)

Attendance Summary	Games	Attend	Avg/Game
Home	6	72051	12008
Away	3	16049	5350
Neutral	1	1812	1812
Total	10	89912	8991



South Carolina Points-Rebounds-Assists (as of Dec 18, 2016)
All games



Opponent	Date	Score		00	01	03	04	10	12	15
				PATRICK,VI	CUEVAS-MOO	DAVIS,KAEL	CLINEY,DON	GRAY,ALLIS	BRADSHAW,A	DAVIS,TIFF
at #7/6 Ohio State	11/14/16	92-80	w	0-0-0	9-2-2	37-10-5	0-1-0	24-7-3	0-0-0	0-0-0
HAMPTON	11/20/16	92-38	w	4-2-1	4-1-1	3-7-5	2-1-0	16-1-4	0-1-1	4-2-0
MAINE	11/21/16	79-42	w	3-1-0	7-1-2	10-3-3	4-4-4	10-3-3	0-0-1	2-2-1
SAINT PETER'S	11/22/16	93-38	w	3-0-1	11-3-3	14-3-3	3-8-1	13-8-5	3-0-1	0-3-1
vs #4/4 Louisville	11/27/16	83-59	w	0-0-0	4-1-3	13-8-1	3-4-0	17-3-0	0-0-0	1-2-0
at #14/15 Texas	12/01/16	76-67	w	DNP	7-0-2	12-3-1	0-0-0	8-4-0	DNP	DNP
at Duke	12/04/16	63-74	L	DNP	9-2-2	14-6-2	0-0-0	11-6-6	DNP	0-1-0
MINNESOTA	12/11/16	98-58	w	3-0-0	6-2-1	22-3-4	6-8-3	18-5-7	3-2-2	0-1-0
CLEMSON	12/15/16	83-61	w	0-0-0	4-2-4	17-3-4	7-9-1	8-2-1	0-1-1	0-0-0
#9/9 UCLA	12/18/16	66-57	w	DNP	10-5-1	2-4-2	6-4-0	11-3-2	DNP	DNP

Opponent	Date	Score		21	22	41	52
				HERBERT HA	WILSON,A'J	COATES,ALA	HARRIS,TYA
at #7/6 Ohio State	11/14/16	92-80	w	4-5-0	5-3-0	10-13-3	3-0-3
HAMPTON	11/20/16	92-38	w	8-7-2	20-7-2	28-16-1	3-2-2
MAINE	11/21/16	79-42	w	13-8-2	14-3-2	12-14-0	4-2-3
SAINT PETER'S	11/22/16	93-38	w	9-4-0	14-5-4	16-7-2	7-0-1
vs #4/4 Louisville	11/27/16	83-59	w	11-2-1	17-5-5	17-14-1	0-0-6
at #14/15 Texas	12/01/16	76-67	w	2-4-2	31-12-0	6-7-0	10-1-0
at Duke	12/04/16	63-74	L	0-3-1	18-6-0	8-5-2	3-1-1
MINNESOTA	12/11/16	98-58	w	5-3-2	10-6-2	16-11-2	9-1-6
CLEMSON	12/15/16	83-61	w	8-5-0	20-10-4	19-10-3	0-1-0
#9/9 UCLA	12/18/16	66-57	w	2-7-0	13-13-0	20-14-0	2-1-1



South Carolina Team Game-by-Game Comparison (as of Dec 18, 2016)
All games



Opponent	1st	2nd	Score	Mar	Total FG	FG Pct	3-Pointers	3FG Pct	Free Throws	FT Pct	Rebounds	Assist	T/Over	Block	Steal	Fouls
#7/6 Ohio State	44/39	48/41	92-80	+12	31-64/28-70	.484/.400	4-11/7-27	.364/.259	26-41/17-24	.634/.708	48/36	16/10	17/17	5/5	9/2	22/29
HAMPTON	53/26	39/12	92-38	+54	29-70/14-58	.414/.241	6-21/4-15	.286/.267	28-35/6-12	.800/.500	50/36	19/9	9/24	8/3	12/3	12/26
MAINE	43/19	36/23	79-42	+37	33-59/15-56	.559/.268	3-14/5-22	.214/.227	10-16/7-9	.625/.778	42/27	21/9	10/13	5/2	7/4	11/15
SAINT PETER'S	64/21	29/17	93-38	+55	37-66/16-54	.561/.296	10-24/4-20	.417/.200	9-17/2-2	.529/1000	44/24	22/6	13/22	7/1	17/11	4/14
#4/4 Louisville	37/29	46/30	83-59	+24	27-60/23-60	.450/.383	5-17/6-18	.294/.333	24-31/7-10	.774/.700	46/29	17/14	13/17	4/5	7/3	19/27
#14/15 Texas	33/30	43/37	76-67	+9	22-52/28-68	.423/.412	2-10/4-13	.200/.308	30-40/7-14	.750/.500	37/40	5/13	13/17	6/9	10/5	18/29
Duke	29/36	34/38	63-74	(11)	24-57/30-60	.421/.500	6-23/5-12	.261/.417	9-14/9-11	.643/.818	33/30	14/8	19/16	3/3	6/14	11/15
MINNESOTA	57/27	41/31	98-58	+40	36-72/18-63	.528/.286	16-33/10-32	.485/.313	6-10/12-18	.600/.667	45/38	29/12	11/14	9/3	9/6	17/17
CLEMSON	38/28	45/33	83-61	+22	31-67/21-61	.463/.344	4-14/2-11	.286/.182	17-25/17-23	.680/.739	49/30	18/5	13/11	1/2	6/5	19/20
#9/9 UCLA	26/26	40/31	66-57	+9	22-66/22-78	.333/.282	1-3/4-27	.333/.148	21-32/9-17	.656/.529	54/47	6/9	15/9	5/7	4/11	14/27

Note: Game totals are displayed in the format TEAM/OPPONENT for each category



South Carolina Combined Team Statistics (as of Dec 18, 2016)
vs. Ranked



RECORD:	OVERALL	HOME	AWAY	NEUTRAL
ALL GAMES	4-0	1-0	2-0	1-0
CONFERENCE	0-0	0-0	0-0	0-0
NON-CONFERENCE	4-0	1-0	2-0	1-0

##	Player	gp-gs	min	avg	Total		3-Point		F-Throw		Rebounds			pf	dq	a	to	blk	stl	pts	avg		
					fg-fga	fg%	3fg-fga	3fg%	ft-fga	ft%	off	def	tot										
22	WILSON, A'ja	4-4	108	27.0	24-47	.511	0-0	.000	18-27	.667	12	21	33	8.3	12	1	5	15	10	4	66	16.5	
03	DAVIS, Kaela	4-4	123	30.8	19-50	.380	9-16	.563	17-20	.850	3	22	25	6.3	8	0	9	15	0	7	64	16.0	
10	GRAY, Allisha	4-4	118	29.5	23-43	.535	2-9	.222	12-18	.667	2	15	17	4.3	9	0	5	3	0	2	60	15.0	
41	COATES, Alaina	4-4	108	27.0	14-28	.500	0-0	.000	25-34	.735	18	30	48	12.0	12	0	4	6	5	4	53	13.3	
01	CUEVAS-MOORE, Bia	4-4	81	20.3	10-36	.278	1-7	.143	9-12	.750	1	7	8	2.0	12	0	8	6	0	6	30	7.5	
21	HERBERT HARRIGAN	4-0	80	20.0	7-14	.500	0-0	.000	5-7	.714	5	13	18	4.5	8	0	3	7	5	3	19	4.8	
52	HARRIS, Tyasha	4-0	97	24.3	4-15	.267	0-6	.000	7-12	.583	1	1	2	0.5	4	0	10	3	0	3	15	3.8	
04	CLINEY, Doniyah	4-0	66	16.5	1-7	.143	0-2	.000	7-12	.583	4	5	9	2.3	8	0	0	3	0	1	9	2.3	
15	DAVIS, Tiffany	2-0	10	5.0	0-1	.000	0-1	.000	1-2	.500	0	2	2	1.0	0	0	0	0	0	0	1	0.5	
12	BRADSHAW, Araion	2-0	5	2.5	0-1	.000	0-0	.000	0-0	.000	0	0	0	0.0	0	0	0	0	0	0	0	0.0	
00	PATRICK, Victoria	2-0	4	2.0	0-0	.000	0-0	.000	0-0	.000	0	0	0	0.0	0	0	0	0	0	0	0	0.0	
Team											12	11	23										
Total.....		4	800		102-242	.421	12-41	.293	101-144	.701	58	127	185	46.2	73	1	44	58	20	30	317	79.2	
Opponents.....		4	800		101-276	.366	21-85	.247	40-65	.615	57	95	152	38.0	112	7	46	60	26	21	263	65.8	

TEAM STATISTICS	SC	OPP
SCORING	317	263
Points per game	79.2	65.8
Scoring margin	+13.5	-
FIELD GOALS-ATT	102-242	101-276
Field goal pct	.421	.366
3 POINT FG-ATT	12-41	21-85
3-point FG pct	.293	.247
3-pt FG made per game	3.0	5.3
FREE THROWS-ATT	101-144	40-65
Free throw pct	.701	.615
F-Throws made per game	25.3	10.0
REBOUNDS	185	152
Rebounds per game	46.2	38.0
Rebounding margin	+8.3	-
ASSISTS	44	46
Assists per game	11.0	11.5
TURNOVERS	58	60
Turnovers per game	14.5	15.0
Turnover margin	+0.5	-
Assist/turnover ratio	0.8	0.8
STEALS	30	21
Steals per game	7.5	5.3
BLOCKS	20	26
Blocks per game	5.0	6.5
ATTENDANCE	13367	11825
Home games-Avg/Game	1-13367	2-5006
Neutral site-Avg/Game	-	1-1812

Date	Opponent		Score	Att.
11/14/16	at #7/6 Ohio State	w	92-80	6683
@ 11/27/16	vs #4/4 Louisville	w	83-59	1812
12/01/16	at #14/15 Texas	w	76-67	3330
12/18/16	#9/9 UCLA	w	66-57	13367

* = Conference game
@ = Basketball Hall of Fame Women's Challenge (Columbia, S.C./Springfield, Mass.)

Score by Periods	1st	2nd	3rd	4th	Totals
South Carolina	55	85	95	82	317
Opponents	65	59	66	73	263



South Carolina Combined Team Statistics (as of Dec 18, 2016)
All games



RECORD:	OVERALL	HOME	AWAY	NEUTRAL
ALL GAMES	9-1	6-0	2-1	1-0
CONFERENCE	0-0	0-0	0-0	0-0
NON-CONFERENCE	9-1	6-0	2-1	1-0

##	Player	gp-gs	min	avg	Total		3-Point		F-Throw		Rebounds				pf	dq	a	to	blk	stl	pts	avg		
					fg-fga	fg%	3fg-fga	3fg%	ft-fga	ft%	off	def	tot	avg										
22	WILSON, A'ja	10-10	257	25.7	60-113	.531	0-0	.000	42-60	.700	25	45	70	7.0	26	1	19	24	23	10	162	16.2		
41	COATES, Alaina	10-10	265	26.5	58-85	.682	0-0	.000	36-53	.679	39	72	111	11.1	19	0	14	13	19	11	152	15.2		
03	DAVIS, Kaela	10-9	285	28.5	47-122	.385	25-57	.439	25-32	.781	15	35	50	5.0	19	1	30	24	0	11	144	14.4		
10	GRAY, Allisha	10-10	266	26.6	50-100	.500	12-40	.300	24-34	.706	13	29	42	4.2	18	0	31	9	3	10	136	13.6		
01	CUEVAS-MOORE, Bia	10-9	191	19.1	25-73	.342	7-26	.269	14-22	.636	5	14	19	1.9	19	0	21	15	2	20	71	7.1		
21	HERBERT HARRIGAN	10-0	186	18.6	23-50	.460	0-2	.000	16-22	.727	16	32	48	4.8	16	1	10	12	11	7	62	6.2		
52	HARRIS, Tyasha	10-1	199	19.9	14-35	.400	6-18	.333	7-12	.583	1	8	9	0.9	8	0	23	16	2	4	41	4.1		
04	CLINEY, Doniyah	10-1	176	17.6	9-22	.409	1-5	.200	12-19	.632	15	24	39	3.9	14	0	9	9	1	8	31	3.1		
00	PATRICK, Victoria	7-0	51	7.3	4-14	.286	4-11	.364	1-2	.500	2	1	3	0.4	2	0	2	2	1	2	13	1.9		
15	DAVIS, Tiffany	8-0	64	8.0	2-13	.154	0-8	.000	3-5	.600	2	9	11	1.4	1	0	2	4	1	1	7	0.9		
12	BRADSHAW, Araion	7-0	60	8.6	2-6	.333	2-3	.667	0-0	.000	2	2	4	0.6	5	0	6	4	0	3	6	0.9		
Team											21	21	42											
Total.....		10	2000	294-633		.464	57-170	.335	180-261	.690	156	292	448	44.8	147	3	167	133	63	87	825	82.5		
Opponents.....		10	2000	215-628		.342	51-197	.259	93-140	.664	130	207	337	33.7	219	9	95	160	40	64	574	57.4		

TEAM STATISTICS	SC	OPP	Date	Opponent	Score	Att.
SCORING	825	574	11/14/16	at #7/6 Ohio State	w 92-80	6683
Points per game	82.5	57.4	@ 11/20/16	HAMPTON	w 92-38	11795
Scoring margin	+25.1	-	@ 11/21/16	MAINE	w 79-42	11057
FIELD GOALS-ATT	294-633	215-628	@ 11/22/16	SAINT PETER'S	w 93-38	11455
Field goal pct	.464	.342	@ 11/27/16	vs #4/4 Louisville	w 83-59	1812
3 POINT FG-ATT	57-170	51-197	12/01/16	at #14/15 Texas	w 76-67	3330
3-point FG pct	.335	.259	12/04/16	at Duke	L 63-74	6036
3-pt FG made per game	5.7	5.1	12/11/16	MINNESOTA	w 98-58	12461
FREE THROWS-ATT	180-261	93-140	12/15/16	CLEMSON	w 83-61	11916
Free throw pct	.690	.664	12/18/16	#9/9 UCLA	w 66-57	13367
F-Throws made per game	18.0	9.3	* = Conference game			
REBOUNDS	448	337	@ = Basketball Hall of Fame Women's Challenge (Columbia, S.C./Springfield, Mass.)			
Rebounds per game	44.8	33.7				
Rebounding margin	+11.1	-				
ASSISTS	167	95				
Assists per game	16.7	9.5				
TURNOVERS	133	160				
Turnovers per game	13.3	16.0				
Turnover margin	+2.7	-				
Assist/turnover ratio	1.3	0.6				
STEALS	87	64				
Steals per game	8.7	6.4				
BLOCKS	63	40				
Blocks per game	6.3	4.0				
ATTENDANCE	72051	17861				
Home games-Avg/Game	6-12008	3-5350				
Neutral site-Avg/Game	-	1-1812				

Score by Periods	1st	2nd	3rd	4th	Totals
South Carolina	194	230	217	184	825
Opponents	140	141	144	149	574