

Media Relations: Diana Koval
Office: 803.777.7977
Cell: 314.369.6050
Email: dkoval@mailbox.sc.edu
Website: www.GamecocksOnline.com
Twitter: www.Twitter.com/GamecocksOnline
Facebook: www.Facebook.com/GamecocksOnline

WOMEN'S BASKETBALL SOUTH CAROLINA

Game 10
Dec. 14, 2011
Noon

Columbia, S.C.
Colonial Life Arena (18,000)

2011-12 Schedule

Fri., Nov. 4	Limestone (Exh.)	Columbia, S.C.	W, 84-53
Fri., Nov. 11	at Illinois	Champaign, Ill.	W, 71-52
Mon., Nov. 14	Alabama A&M	Columbia, S.C.	W, 60-53
Thu., Nov. 17	at Clemson	Clemson, S.C.	W, 65-48
Sun., Nov. 20	#11/12 Penn State (SS)	Columbia, S.C.	L, 50-55
Wed., Nov. 23	C. of Charleston (SS)	Columbia, S.C.	W, 59-40
Sun., Nov. 27	Presbyterian (SS)	Columbia, S.C.	W, 52-24
Wed., Nov. 30	at Xavier	Cincinnati Ohio	W, 67-56
Sun., Dec. 4	at NC State	Raleigh, N.C.	L, 53-55
Sun., Dec. 11	Furman (SS)	Columbia, S.C.	W, 72-33
Wed., Dec. 14	South Carolina State	Columbia, S.C.	Noon

Carolinas Challenge

Sun., Dec. 18 vs. North Carolina Myrtle Beach, S.C. 3 p.m.

Wed., Dec. 21	Savannah State	Columbia, S.C.	Noon
Wed., Dec. 28	at Drexel	Philadelphia, Pa.	5 p.m.
Sun., Jan. 1	Alabama*	Columbia, S.C.	3 p.m.
Thu., Jan. 5	Vanderbilt*	Columbia, S.C.	7 p.m.
Sun., Jan. 8	at Florida*	Gainesville, Fla.	2 p.m.
Thu., Jan. 12	at LSU*	Baton Rouge, La.	8 p.m.
Sun., Jan. 15	Kentucky*	Columbia, S.C.	3 p.m.
Thu., Jan. 19	at Auburn*	Auburn, Ala.	7 p.m.
Sun., Jan. 22	at Vanderbilt* (ESPNU)	Nashville, Tenn.	1:30 p.m.
Thu., Jan. 26	Ole Miss* (FSN)	Columbia, S.C.	7 p.m.
Sun., Jan. 29	Mississippi St.* (SECN)	Columbia, S.C.	2 p.m.
Thu., Feb. 2	at Tennessee* (CSS)	Knoxville, Tenn.	7 p.m.
Thu., Feb. 9	at Arkansas*	Fayetteville, Ark.	8 p.m.
Sun., Feb. 12	Florida* (ESPN2)	Columbia, S.C.	5 p.m.
Thu., Feb. 16	Georgia* (FSN)	Columbia, S.C.	7 p.m.
Sun., Feb. 19	at Alabama* (FSN)	Tuscaloosa, Ala.	3 p.m.
Thu., Feb. 23	at Kentucky*	Lexington, Ky.	7 p.m.
Sun., Feb. 26	Arkansas* (SECN)	Columbia, S.C.	2 p.m.

SEC Tournament

Thu., Mar. 1	First Round (FSN)	Nashville, Tenn.	TBA
Fri., Mar. 2	Quarterfinals (FSN)	Nashville, Tenn.	TBA
Sat., Mar. 3	Semifinals (ESPNU)	Nashville, Tenn.	TBA
Sun., Mar. 4	Final (ESPN2)	Nashville, Tenn.	TBA

* indicates SEC game

All Times Listed as Eastern

Television outlet listed in parentheses – SS is SportSouth; FSN is SportsSouth, Fox Sports Southwest and Sun Sports; SECN is SEC Network; CSS is Charter Sports Southeast.



South Carolina Gamecocks (7-2)

Head Coach: Dawn Staley
Record at South Carolina: 49-50 (4th season)
Career Record: 221-130 (12th season)
Record vs. SC State 1-0



S.C. State Bulldogs (3-5)

Head Coach: Doug Robertson, Jr.
Record at S.C. State 35-64 (4th season)
Career Record: 88-96 (7th season)
Record vs. South Carolina: 0-1

Game Information

SC State Series: SC leads 22-9

In Columbia: SC leads 16-2

In Orangeburg: SC leads 4-3

At Neutral Site: Never Met

Tickets: \$7 adult, \$4 youth (17 & under)

Radio: WISW 1320 AM (Brad

Muller and Marcy Girton);

GamecocksOnline.com

Live Video: GamecocksOnline.com

Live Stats: GamecocksOnline.com

South Carolina Notables

- Today is head coach Dawn Staley's 100th game at the South Carolina helm.
- Senior guard Markeshia Grant leads the team with 10.4 ppg after her first career 20-point game Sunday against Furman.
- Junior transfer Sancheon White has shot 50.0 percent from the field for 7.3 ppg over the last three games.
- Freshman Aleighsa Welch has averaged 11.0 points and 6.0 rebounds over the last four games, shooting 71.4 percent during that span.
- Senior La'Keisha Sutton needs four points and seven assists to become just the 11th player in school history to amass at least 1,000 points and 300 assists in her career. The last to reach both marks was Cristina Ciocan in the 2003-04 season.

Tale of the Tape

SC State	SC
3-5	Overall Record..... 7-2
1-1	Conference Record 0-0
2-1	Home Record 4-1
1-4	Away Record 3-1
0-0	Neutral Record 0-0
56.9	Points Per Game 61.0
69.2	Opp. Points Per Game..... 46.2
.398	Field Goal %age..... .369
.418	Opp. Field Goal %age..... .353
.265	3-Pt. Field Goal %age216
.331	Opp. 3-Pt. Field Goal %age..... .232
.600	Free Throw %age..... .584
12.4	FTs Made Per Game 12.8
10.8	Assists Per Game 11.8
-5.5	Turnover Margin +8.9
37.6	Rebounds Per Game 39.6
-0.4	Rebounding Margin..... +3.9
8.0	Steals Per Game..... 12.1
2.9	Blocked Shots Per Game 5.8










Uniform Patch

The Gamecocks have added a patch to their uniforms this season to honor teammate Shelbretta Ball, who was medically disqualified from playing this fall. The team wanted Brett and everyone watching to know that she will always be an integral part of them and what they achieve this season.

A Snapshot of the 2011-12 Gamecocks

Probable starters noted by shaded background and are based on previous game

0		Imani Sellers 5-8 • Jr. • Guard Holly Hill, S.C. (Lake Marion)	GP 5 GS 0 PPG 1.0 RPG 0.6 APG 0.2	SPG 0.0 BPG 0.4 FG% .667 3FG% .500 FT% .000	<ul style="list-style-type: none"> • Tied career high with three points vs. Presbyterian • Joined team as a walk-on in August 2010 • High energy, great teammate
1		Ebony Wilson 5-8 • Sr. • Guard Newark, N.J. (Rend Lake College)	GP 8 GS 0 PPG 1.8 RPG 1.3 APG 0.1	SPG 0.9 BPG 0.3 FG% .667 3FG% — FT% .600	<ul style="list-style-type: none"> • Tied career high with three steals at NC State, all in second half during comeback from 12-point deficit • Key defender, especially in late-game situations • Has the ability to change the complexion of a game defensively
3		Ileasia Walker 5-8 • Jr. • Guard Amityville, N.Y. (Copiague)	GP 9 GS 9 PPG 6.2 RPG 3.8 APG 2.4	SPG 2.4 BPG 0.4 FG% .290 3FG% .200 FT% .632	<ul style="list-style-type: none"> • Three 10+ scoring games, team's top scorer once this season • Sixth in SEC in steals per game • Career-high six steals vs. Furman • Tied career high with six assists vs. Presbyterian • Voted to preseason All-SEC Second Team by league's coaches
5		Markeshia Grant 5-6 • Sr. • Guard Tampa, Fla./ (Coll. of Central Florida)	GP 9 GS 9 PPG 10.4 RPG 2.6 APG 2.1	SPG 1.2 BPG 0.1 FG% .413 3FG% .289 FT% .700	<ul style="list-style-type: none"> • Team's top scorer, 27th in SEC • Four 10+ point games, team's top scorer three times this season • Career-high 22 points vs. Furman (1st career 20-pt game) • Dished out career-high six assists vs. Alabama A&M
11		La'Keisha Sutton 5-8 • Sr. • Guard Trenton, N.J. (Trenton Catholic)	GP 9 GS 9 PPG 7.7 RPG 2.2 APG 3.7	SPG 1.8 BPG 0.3 FG% .264 3FG% .125 FT% .714	<ul style="list-style-type: none"> • 12th in SEC in assists and 12th in assist-to-turnover ratio (1.3) • Six assists and career-high seven steals at Clemson • Team captain (with Courtney Newton) • Voted to preseason All-SEC Second Team by league's coaches
12		Charenee Stephens 6-0 • Sr. • Forward Decatur, Ga. (Southwest DeKalb)	GP 9 GS 9 PPG 4.4 RPG 4.4 APG 0.2	SPG 0.7 BPG 0.3 FG% .471 3FG% — FT% .727	<ul style="list-style-type: none"> • One double-digit scoring game, team's top rebounder once this season • Five of eight rebounds at NC State came on offensive end • Five of eight rebounds against Penn State came on offensive end • Team-high 19 pts at Clemson
20		Sancheon White 5-10 • Jr. • Guard Hammon, Ind. (Central Arizona)	GP 9 GS 0 PPG 3.8 RPG 2.9 APG 0.7	SPG 1.2 BPG 0.4 FG% .234 3FG% .091 FT% .579	<ul style="list-style-type: none"> • Has shot 50% over last two games, averaging 7.3 points • Career-high eight rebounds at NC State (5 offensive), also hit career highs in blocks (2) and steals (3) in just 16 minutes • Career-high 10 points at Xavier, hitting 4-of-5 field goals • Great transition player, turning defense to easy transition scoring
21		Ashley Bruner 6-0 • Jr. • Forward Norman, Okla. (Norman)	GP 9 GS 0 PPG 9.6 RPG 7.7 APG 1.7	SPG 2.3 BPG 1.2 FG% .479 3FG% — FT% .390	<ul style="list-style-type: none"> • Ranks seventh in SEC in rebounds and seventh in steals • Two 10+ rebound games this season; team-high rebounder five times • Tenacious rebounder with good instincts that offset her height disadvantage
22		Courtney Newton 5-9 • Sr. • Forward Flowery Branch, Ga. (Flowery Branch)	GP 9 GS 9 PPG 0.9 RPG 1.9 APG 0.0	SPG 0.4 BPG 0.2 FG% .125 3FG% .154 FT% 1.000	<ul style="list-style-type: none"> • Team captain (with La'Keisha Sutton) • In her fifth season, career began as a point guard and has evolved into an aggressive interior player • Tough competitor with never-back-down mentality
23		Tina Roy 5-11 • Fr. • Guard Kaplan, La. (Kaplan)	GP 9 GS 0 PPG 5.2 RPG 1.6 APG 0.0	SPG 0.4 BPG 0.0 FG% .327 3FG% .270 FT% .500	<ul style="list-style-type: none"> • Career game vs. Presbyterian – team-high 15 points on five 3s, four rebounds and two steals in 22 minutes • Excellent shooter with great basketball IQ
24		Aleighsa Welch 6-0 • Fr. • Forward Goose Creek, S.C. (Goose Creek)	GP 9 GS 0 PPG 7.9 RPG 6.2 APG 0.7	SPG 0.7 BPG 1.4 FG% .600 3FG% — FT% .676	<ul style="list-style-type: none"> • Second-leading rebounder on the team, 13th in SEC • Averaged 11.0 points and 6.0 rebounds while shooting 71.4% (15-of-21) over last four games • Has grabbed six offensive rebounds three times (vs. Furman, at Xavier, vs. Penn State), the fourth-most by a SC freshman all-time
30		Pamela Decheva 6-1 • Fr. • Forward Sofia, Bulgaria	GP 5 GS 0 PPG 0.0 RPG 0.0 APG 0.2	SPG 0.0 BPG 0.0 FG% .000 3FG% .000 FT% —	<ul style="list-style-type: none"> • Hit a pair of 3-pointers in nine minutes of exhibition action • Has participated in FIBA Europe competitions with Bulgarian national teams since 2007, beginning at the U16 level • Grandmother Vanya Voynova is in the FIBA Hall of Fame
33		Elem Ibiam 6-3 • Fr. • Forward Fayetteville, Ga. (Fayette County)	GP 7 GS 0 PPG 3.6 RPG 3.4 APG 0.0	SPG 0.1 BPG 1.0 FG% .385 3FG% .000 FT% .455	<ul style="list-style-type: none"> • Averaged 2.5 blocked shots over last two games • Career-high seven points vs. Furman • Career-high six boards and three blocks at Xavier • Good back-to-the-basket player with great footwork and ability to turn around and shoot in the post as well

Quick Facts

The University

Location: Columbia, S.C.

Founded: 1801

Enrollment: 29,957

Colors: Garnet (PMS 202) and Black

Nickname: Gamecocks

Conference: Southeastern

President: Dr. Harris Pastides

Athletics Director: Eric Hyman

Facility: Colonial Life Arena (18,000)

Coaching Staff

Head Coach: Dawn Staley

Alma Mater: Virginia, 1992

Overall Record: 221-130 (12th season)

School Record: 49-50 (4th season)

Assoc. Head Coach (Alma Mater):

Lisa Boyer (Ithaca, 1972)

Assistant Coaches (Alma Mater):

Nikki McCray (Tennessee, 1995)

Darius Taylor (Michigan, 2000)

Dir. of Basketball Operations (Alma Mater):

Cynthia Jordan (Temple, 2004)

Team Information

2010-11 Record: 18-15

Home: 14-5 Away: 3-8 Neutral: 1-2

SEC Record (Finish): 8-8 (T-5th)

Home: 5-3 Away: 3-5

Letterwinners Returning/Lost: 8/5

Starters Returning/Lost: 3/2

Program History

First Year of Women's Basketball: 1974-75

All-Time Record: 629-479 (38th season)

All-Time SEC Record: 81-186 (21st season)

NCAA Appearances (Last): 8 (2003)

NCAA Tournament Record: 8-8

WNIT Appearances (Last): 4 (2011)

WNIT Record: 3-4

Media Relations

Women's Basketball Contact: Diana Koval

Office: 803.777.7977

Cell: 314.369.6050

Email: dkoval@mailbox.sc.edu

Press Row Phone: 803.777.6182

Athletics Department on the Web

Website: GamecocksOnline.com

Twitter: @GamecocksOnline.com

Facebook: Facebook.com/GamecocksOnline

YouTube: YouTube.com/GamecocksOnline

Women's Basketball on Twitter

Team: @GamecockWBB

Head Coach: @DawnStaley

Current Gamecock Streaks

	Total	Home	Road	Neut.
Overall	W1	W3	L1	L1
SEC	L2	L1	L2	—
Non-Conference	W1	W3	L1	L1
Ranked Teams	L2	L1	L2	L2

A South Carolina Win Would...

- Make the Gamecocks 8-2 to start the season, the best mark since opening the 2003-04 season with the same mark.
- Be head coach Dawn Staley's 50th at South Carolina, tying her with Terry Kelly for fourth place in school history for career wins.
- Be the Gamecocks' ninth straight over an opponent based in the state of South Carolina.
- Be the Gamecocks' 98th in Colonial Life Arena.

By the Numbers

- 2 South Carolina's national rank in scoring defense – the Gamecocks' 46.2 points per game by opponents is behind only UConn's 40.8 average
- 3 Times this season that senior guard Markeshia Grant has tied or exceeded her previous career high of 14 points – 14 vs. College of Charleston, 18 at Xavier and 22 against Furman
- 4 Points away from 1,000 for La'Keisha Sutton, who would become the 27th Gamecock to reach that plateau and the first since Lauren Simms hit the mark in the 2006-07 season – Sutton is also seven assists away from 300, becoming just the 14th Gamecock to hit that mark
- 25.0 Field goal percentage of both Furman (11-44) and Presbyterian (10-40), which is the lowest by an opponent in the Dawn Staley era at South Carolina
- 39 Margin of victory over Furman, the most decisive win of the Dawn Staley era and the highest margin on the road since the Gamecocks topped Savannah State 86-47 (39) on Jan. 6, 2008
- 51.4 Percent of points scored by the bench, which includes five games of accounting for more than half the team's total points – at Illinois, vs. College of Charleston, vs. Presbyterian, at Xavier and at NC State
- 59.7 Percent of points scored by the starting lineup against Furman, all of which game from the trio of starting guards – Markeshia Grant (22), La'Keisha Sutton (11) and Ieasia Walker (10)

Last Time Out

South Carolina opened with stifling defense and hot shooting from senior guard Markeshia Grant and never looked back in a 72-33 win over Furman on Sunday afternoon. It was the largest margin of victory in the Dawn Staley era at South Carolina and the second fewest points allowed under her. Grant netted 14 of her career-high 22 points in the game's first eight minutes. She finished the game tied for team-high honors with eight rebounds as well. Defensively, the Gamecocks forced 29 turnovers and swatted 11 blocked shots, the second-most in Colonial Life Arena history.

SC State Series Notes

South Carolina holds a 22-9 series lead over its in-state rival South Carolina State. The last meeting in the series came on December 30, 2010, when the Gamecocks defeated the Lady Bulldogs 63-44. Currently, South Carolina has won 18 in a row in the series, with its last loss coming by a 75-72 score in a matchup on the Lady Bulldogs' home court on February 21, 1980.

Reading Is Fundamental

South Carolina women's basketball will celebrate the winner of the first segment of this season's Read with the Gamecocks program. In its 13th season, the program is broken up into three segments for 2011-12.

The first segment measured pages read from Oct. 31-Nov. 11. The 27 schools/organizations that participated supervised 6,057 participants who read 2,042,049 pages. The winners from each grade level as well as the overall school/organization winner will be recognized on the court at halftime.

The second segment of the program has already concluded, and those winners will be recognized at halftime of the Jan. 15 game against Kentucky. The third segment runs Jan. 16-Jan. 27.

Gamecocks in the Rankings

(SEC thru 12/11; NCAA thru 12/11)

Team	SEC	NCAA	Actual
Scoring Offense	11th	194th	61.0
Scoring Defense	1st	2nd	46.2
Field Goal Percentage	12th	232nd	.369
Field Goal %age Def.	5th	62nd	.353
3-Point FG %age	12th	—	.216
3-Point FG %age Def.	1st	22nd	.232
3-Point FG Made/Gm.	11th	256th	3.6
Free Throw Percentage	10th	319th	.584
Rebounding Offense	11th	—	39.6
Rebounding Defense	7th	—	35.7
Rebounding Margin	10th	90th	+3.9
Assists	10th	224th	11.8
Steals	3rd	34th	12.1
Turnover Margin	2nd	6th	+8.89
Blocked Shots	3rd	48th	5.8

Ashley Bruner	SEC	NCAA	Actual
Rebounding	7th	183rd	7.7
Field Goal %age	14th	—	.479
Steals	7th	167th	2.3
Blocked Shots	9th	193rd	1.2

Markeshia Grant	SEC	NCAA	Actual
Scoring	27th	—	10.4

La'Keisha Sutton	SEC	NCAA	Actual
Assists	12th	163rd	3.7
Assist/Turnover Ratio	12th	169th	1.3

Ieasia Walker	SEC	NCAA	Actual
Steals	6th	136th	2.4

Aleighsa Welch	SEC	NCAA	Actual
Rebounding	13th	—	6.2
Blocked Shots	5th	127th	1.4

Home Sweet Home

South Carolina has won 69.5 percent of its home games since the 1976-77 season (records did not include the site of games for the first two seasons of women's basketball). That 341-150 mark includes a 97-53 mark in Colonial Life Arena.

The Gamecocks turned in their most productive home season in 2001-02, winning 17 of their 18 contests in their final season playing at Carolina Coliseum. The team's best home record at Colonial Life Arena came in 2006-07 when South Carolina went 15-5. Last season, South Carolina was 14-5 at home, the fourth-most home wins in school history. So far this season, the Gamecocks are 4-1 at Colonial Life Arena.

Bringing the Defense

In the NCAA statistical rankings released through games of Dec. 11, the South Carolina defense is second in the nation in points allowed per game (46.2) behind just Connecticut (40.8). The Gamecocks have allowed more than 55 points just once in nine games this season – Xavier netted 56 on Nov. 30.

Under head coach Dawn Staley, stingy defense has been a staple of the Gamecock game plan. South Carolina has allowed just 60.7 points per game on Staley's watch, including a 46.2 average this season and a 59.6 mark in 2010-11. In the last two seasons, the Gamecocks allowed 55 or fewer points in a game 22 times, including eight of nine games this season. In the 99 games with Staley at the helm, South Carolina has held an opponent to 55 points or fewer 30 times. In that same period, an opponent has netted 70 or more points in a game just 26 times.

One of the more interesting facets of that statistic is that the Gamecocks have not necessarily held opponents to a sub-par shooting percentage. Through Staley's tenure, opponents have shot 41.2 percent from the field. South Carolina has shot 39.1 percent during that time with the Gamecocks' season field goal percentage exceeding that of its opponents just once (2009-10). The defensive success appears to come from limiting opponent shot attempts entirely as South Carolina has put up more shots than its opponents every season except Staley's first (2008-09). This season alone, the Gamecocks have taken 13.6 more shots per game than their opponents.

More Defensive Data

In addition to scoring defense, South Carolina ranks among the country's top 10 in turnover margin (+8.9, 6th), steals per game (12.1, 34th) and block shots per game (5.8, 48th).

The trio of experienced guards have helped the Gamecocks on both sides of the turnover margin. The Gamecocks have forced 20 or more turnovers in six of their nine games this season while committing 20 or more turnovers only once (vs. College of Charleston, Nov. 23). In fact, that is the only game South Carolina has turned it over more than 15 times this season.



Around the SEC

(Thru games of 12/12)

	SEC Games			Overall		
	W	L	Pct.	W	L	Pct.
Kentucky	0	0	.000	10	0	1.00
Vanderbilt	0	0	.000	10	0	1.00
Arkansas	0	0	.000	8	1	.889
Georgia	0	0	.000	8	1	.889
Mississippi St.	0	0	.000	7	2	.778
South Carolina	0	0	.000	7	2	.778
Ole Miss	0	0	.000	6	2	.750
Auburn	0	0	.000	5	2	.714
Tennessee	0	0	.000	5	2	.714
Florida	0	0	.000	7	3	.700
Alabama	0	0	.000	7	4	.636
LSU	0	0	.000	4	3	.571

Today's Games

December 14

Central Michigan at Ole Miss, 3:30 p.m.
South Florida at Auburn, 7 p.m.

*Rankings are listed as AP/ESPN Poll
All Times Eastern; TV Network in ()*

AP Top 25

(December 12)

1. Baylor	10-0
2. Connecticut	9-0
3. Notre Dame	9-1
4. Stanford	6-1
5. Maryland	11-0
6. Tennessee	5-2
7. Miami (Fla.)	8-1
8. Kentucky	10-0
9. Duke	7-2
10. Texas A&M	7-2
11. Rutgers	9-1
12. Ohio State	8-0
13. Georgia	8-1
14. Louisville	8-2
15. Texas Tech	8-0
16. Penn State	8-2
17. Georgetown	9-2
18. North Carolina	7-1
19. Green Bay	8-0
20. Vanderbilt	10-0
21. Delaware	8-0
22. Purdue	7-3
23. DePaul	8-2
24. Texas	6-2
25. Nebraska	9-1

ESPN/USA Today Top 25

(December 12)

1. Baylor	10-0
2. Connecticut	9-0
3. Notre Dame	9-1
4. Stanford	6-1
5. Maryland	11-0
6. Tennessee	5-2
7. Kentucky	10-0
8. Miami (Fla.)	8-1
9. Duke	7-2
10. Texas A&M	7-2
11. Rutgers	9-1
12. Georgia	8-1
13. Louisville	8-2
14. Ohio State	8-0
15. Green Bay	8-0
16. North Carolina	7-1
17. Penn State	8-2
18. Vanderbilt	10-0
19. Georgetown	9-2
20. Texas Tech	8-0
21. DePaul	8-2
22. Purdue	7-3
23. Delaware	8-0
24. Texas	6-2
25. Gonzaga	7-2

South Carolina's double-digit steals average may also be a product of that experience on the perimeter in conjunction with a more active Ashley Bruner in the post. While junior guard Ieasia Walker leads the team and is sixth in the SEC with 22 steals, the number is not unprecedented as she finished her sophomore season ranked third in the league in that category (2.4 per game). Bruner's 21 steals through nine games is just three shy of her previous career high in a season of 24.

The Gamecocks have not had a true shot blocker since Lakesha Tolliver's graduation in 2008. But the combination of Bruner and freshman Aleighsa Welch, who have swatted 11 and 13, respectively, have given opponents driving to the basket something extra to think about this season. Freshman Elem Ibiam has added seven in just seven games as well.

Milestone Measuring

Senior guard La'Keisha Sutton is on the cusp of hitting a pair of statistical milestones for the Gamecocks. With a double-digit career scoring average, Sutton enters today's game needing just four points to reach the 1,000-point plateau. She would become the 27th Gamecock to reach the milestone and the first since 2006-07.

Additionally, Sutton is closing in on 300 career assists, entering today's game just seven shy of the

mark to join an even more elite club as only 13 Gamecocks have handed out 300 or more assists their careers. In fact, Sutton is on track to become just the 11th player in school history to achieve both milestones. She would be the first since Cristina Ciocan hit both in the 2003-04 season.

For Starters

South Carolina head coach Dawn Staley has started the same five Gamecocks in each game this season and has always liked the idea of bringing an offensive weapon off the bench. That strategy seems to be working to full effect this season as 51.4 percent of the Gamecocks' scoring has come from someone not in the starting five. It is the highest percentage of bench scoring in Staley's tenure at South Carolina – in 2010-11, the bench netted 36.7 percent of the team's points; in 2009-10, it was 27.5 percent; and in her inaugural season of 2008-09 it was 29.0 percent. The delay tactic has not slowed the Gamecocks' production in the early going as they have been in the lead in the opening five minutes of all but one game so far this season.

With both junior Ashley Bruner and freshman Aleighsa Welch coming off the bench, the reserves have accounted for 62.3 percent of the team's rebounding this season. Bruner has reeled in a team-best 7.7 boards per game, while Welch is second at 6.2. Senior forward Charenee Stephens leads the starting group on the glass as her 4.4 per contest is third-best on the team.

Tough to Scout

Throughout the preseason, head coach Dawn Staley talked about the versatility of her team as a key to the season's success. While she may have been speaking more about the various ways individual players could score, it's been the Gamecocks' ability to get points from various locations that has delivered the program's best opening record since 2007-08. In nine games, six different players have led the team in scoring – Markeshia Grant (3), Ashley Bruner (2), Tina Roy (1), Charenee Stephens (1), Ieasia Walker (1) and Aleighsa Welch (1). In all, eight different Gamecocks have scored in double figures at least once this season.

On the Horizon

Head coach Dawn Staley inked four players in the early signing period. Below is a brief look at each of the future Gamecocks.

- **Tiffany Davis** (Houston, Texas/Westbury Christian) is a 5-foot-8 point guard rated the 29th in the 2012 class at that position. Before transferring to Westbury Christian, she helped Westside High to the 2011 District 20-5A championship game. Davis earned all-region and first-team all-district honors as a junior, netting 16.0 points per game.
- **Asia Dozier** (Columbia, S.C./Spring Valley) is a 5-foot-11 guard who helped Spring Valley to state championships in 2009 and 2011. Rated the 34th-best guard in the 2012 class and a four-star player by *ESPN Hoop/Gurlz*, Dozier averaged 17.1 ppg and 3.8 apg as a junior as the Lady Vikings went 29-0. As a freshman, her 18.3 ppg and 3.8 apg earned her Class 4A Area Player of the Year honors from *The State* newspaper. Her father, Perry, and uncle Terry Dozier also played basketball for the Gamecocks.
- **Tiffany Mitchell** (Charlotte, N.C./Providence Day) is a 5-foot-10 guard who is rated among the top 50 players in the 2012 class by *ESPN Hoop/Gurlz*. She earned South Charlotte player of the year honors and was an *Associated Press* All-State selection after averaging 18.4 points, 6.9 rebounds, 4.2 steals and 3.9 assists as a junior. She guided the Chargers to 21 straight wins in 2010-11, including the program's second-straight NCISAA state title.
- **Khadijah Sessions** (Myrtle Beach, S.C./Myrtle Beach) is a 5-foot-6 point guard rated the seventh-best in the class at her position by *ESPN Hoop/Gurlz*. The 40th-ranked player overall, she averaged 17.9 points and 5.7 assists as a junior while leading the Seahawks to their second-straight AAA state championship. A member of the all-state team, Sessions also captured all-region honors last season.

Helping Hand

With arguably the best point guard in international women's basketball history at the helm, South Carolina has been at its best when its assist numbers are highest. In the Dawn Staley era (2008-09 through present), the Gamecocks are 37-16 when handing out 10 or more assists, including a 5-1 mark this season. When missing the 10-assist plateau, South Carolina is just 13-35 overall with Staley, including a 4-20 mark in SEC action. That overall record includes this season's 2-1 ledger.

Triple Play

Coming into the season, many observers felt the fate of the Gamecocks' season rested largely in the hands of its experienced backcourt – seniors Markeshia Grant and La'Keisha Sutton and junior Ieasia Walker. Through the first eight games, that has certainly been the case as between their points and assists, the trio has contributed to 60.7 percent of the team's 61.0 points per game.

The trio's camaraderie on and off the floor has bred friendly competition specifically between the two seniors, designed to ultimately guide the team to its goals. After Sutton led the team with 3.6 assists

Team Specialty Stats

South Carolina/Opponent

	Pts. in Paint	Pts. Off TOs	2nd Chance Pts	Fast Break Pts
11/11 at Ill.	26/20	27/16	18/12	4/4
11/14 Ala. A&M	38/30	17/14	12/24	8/6
11/17 at Clemson	44/36	20/6	15/6	8/6
11/20 Penn St.	20/26	17/8	16/3	2/4
11/23 CoFC	26/20	24/9	25/9	10/2
11/27 Presby.	20/14	16/4	7/2	4/0
11/30 at Xavier	28/28	27/13	13/10	2/4
12/4 at NC St.	38/24	14/10	18/12	6/6
12/11 Furman	44/18	35/6	20/5	16/8
12/14 SC State				
12/18 vs. UNC				
12/21 Sav. St.				
12/28 at Drexel				
1/1 Ala.				
1/5 Vandy				
1/8 at Fla.				
1/12 at LSU				
1/15 Kentucky				
1/19 at Auburn				
1/22 at Vandy				
1/26 Ole Miss				
1/29 Miss. St.				
2/2 at Tenn.				
2/9 at Ark.				
2/12 Fla.				
2/16 Georgia				
2/19 at Ala.				
2/23 at Ky.				
2/26 Ark.				

Starters vs. Bench Points

	SC Starters	Opp. Starters	SC Bench	Opp. Bench
11/11 at Ill.	35	40	36	12
11/14 Ala. A&M	33	49	27	4
11/17 at Clemson	36	33	29	15
11/20 Penn St.	38	45	17	10
11/23 CoFC	24	28	35	12
11/27 Presby.	10	19	42	5
11/30 at Xavier	28	40	39	16
12/4 at NC St.	25	49	28	6
12/11 Furman	43	9	29	24
12/14 SC State				
12/18 vs. UNC				
12/21 Sav. St.				
12/28 at Drexel				
1/1 Ala.				
1/5 Vandy				
1/8 at Fla.				
1/12 at LSU				
1/15 Kentucky				
1/19 at Auburn				
1/22 at Vandy				
1/26 Ole Miss				
1/29 Miss. St.				
2/2 at Tenn.				
2/9 at Ark.				
2/12 Fla.				
2/16 Georgia				
2/19 at Ala.				
2/23 at Ky.				
2/26 Ark.				

Miscellaneous Stats

Double-Doubles 2011-12 Career Record

Ashley Bruner	1	4	2-2
Charenee Stephens	0	7	4-3
Ieasia Walker	0	1	1-0

30+ Points 2011-12 Career Record

Ieasia Walker	0	1	1-0
---------------	---	---	-----

20+ Points 2011-12 Career Record

Markeshia Grant	1	1	1-0
La'Keisha Sutton	0	5	4-1
Ieasia Walker	0	4	2-2
Charenee Stephens	0	1	1-0

10+ Points 2011-12 Career Record

Ashley Bruner	4	15	10-5
La'Keisha Sutton	4	47	23-24
Markeshia Grant	4	12	9-3
Ieasia Walker	3	33	18-15
Aleighsa Welch	3	3	2-1
Charenee Stephens	1	18	12-6
Tina Roy	1	1	1-0
Sancheon White	1	1	1-0
Courtney Newton	0	4	3-1

10+ Rebounds 2011-12 Career Record

Ashley Bruner	3	6	3-3
Charenee Stephens	0	13	6-7
Ieasia Walker	0	1	1-0

5+ Assists 2011-12 Career Record

La'Keisha Sutton	2	22	13-9
Ieasia Walker	1	5	4-1
Markeshia Grant	1	1	1-0
Courtney Newton	0	1	1-0

5+ Steals 2011-12 Career Record

Ieasia Walker	2	4	2-2
La'Keisha Sutton	1	4	3-1

Games Led Team In...

(Tied for team lead in each category included)

Scoring 2011-12 Career Record

Ashley Bruner	2	5	3-2
Markeshia Grant	3	5	4-1
Ieasia Walker	1	15	8-7
Charenee Stephens	1	4	4-0
Tina Roy	1	1	1-0
Aleighsa Welch	1	1	0-1
La'Keisha Sutton	0	19	6-13
Courtney Newton	0	2	2-0

Rebounding 2011-12 Career Record

Ashley Bruner	5	20	10-10
Aleighsa Welch	5	5	5-0
Charenee Stephens	2	24	11-13
Ieasia Walker	1	6	4-2
Markeshia Grant	1	4	3-1
Courtney Newton	1	3	1-2
Sancheon White	1	1	0-1
La'Keisha Sutton	0	2	1-1
Ebony Wilson	0	1	1-0

Assists 2011-12 Career Record

La'Keisha Sutton	35	52	25-27
Ieasia Walker	4	15	8-7
Markeshia Grant	2	4	3-1
Ashley Bruner	1	2	0-2
Sancheon White	1	1	1-0
Courtney Newton	0	5	4-1
Charenee Stephens	0	1	0-1
Ebony Wilson	0	1	0-1

per game last season, Grant has set her sights on unseating her classmate in the assist department.

Sutton is currently leading the friendly competition with 33 assists – 3.7 per game to rank 12th in the SEC. Grant leads the scoring battle, however, with a team-high 10.4 points per game.

Not So Fast

While the backcourt got all the attention leading into the season, two members of the Gamecock frontcourt round out the team's top three in scoring as junior Ashley Bruner has added 9.6 points per game and freshman Aleighsa Welch has netted 7.9 per outing.

Particularly when it comes to the assist battle in the backcourt, South Carolina's forwards will be counted on to deliver the basket at the end of those passes. The six forwards on the South Carolina roster have accounted for 43.3 percent of the team's 61.0 points per game – Bruner 9.6 ppg, Aleighsa Welch 7.9 ppg, Charenee Stephens 4.4 ppg, Elem Ibiam 3.6 ppg, Courtney Newton 0.9 and Pamela Decheva 0.0.

Deciding December

The Gamecocks are 147-77 (.656) all-time in the month of December, including an 88-22 (.800) record at home. Under head coach Dawn Staley, South Carolina is 15-7 in the final month of the year. The Gamecocks went 4-3 in Staley's first year at the helm (2008-09), were 4-2 in 2009-10 and posted a 6-1 mark last season. South Carolina is 1-1 so far this December.

Scoring Differentials

Largest lead in a win.....by 42 (57-15), 2nd-12:13 vs. Furman, 12/11/11
Largest deficit overcome to winby 4 (15-19), 1st-5:22 vs. College of Charleston, 11/23/11
Largest lead given up in a loss.....by 8 (42-50), 2nd-5:47 vs. #11/12 Penn State, 11/20/11
Largest deficit in a loss.....by 12 (20-32), 2nd-17:15 at NC State, 12/4/11

2011-12 Roster

No.	Name	Pos.	Ht	Yr.	Hometown/Last School
0	Imani Sellers	G	5-8	Jr.	Holly Hill, S.C./Lake Marion
1	Ebony Wilson	G	5-8	Sr.	Newark, N.J./Rend Lake College
2	Shelbretta Ball #	G	5-8	Fr.	Jackson, Miss./Jackson Academy
3	Ieasia Walker	G	5-8	Jr.	Amityville, N.Y./Copiague
5	Markeshia Grant	G	5-6	Sr.	Tampa, Fla./Coll. of Central Florida
11	La'Keisha Sutton	G	5-8	Sr.	Trenton, N.J./Trenton Catholic
12	Charenee Stephens	F	6-0	Sr.	Decatur, Ga./Southwest DeKalb
20	Sancheon White	G	5-10	Jr.	Hammond, Ind./Central Ariz. Coll.
21	Ashley Bruner	F	6-0	Jr.	Norman, Okla./Norman
22	Courtney Newton	F	5-9	Sr.	Flowery Branch, Ga./Flowery Branch
23	Tina Roy	G	5-11	Fr.	Kaplan, La./Kaplan
24	Aleighsa Welch	F	6-0	Fr.	Goose Creek, S.C./Goose Creek
30	Pamela Decheva	F	6-1	Fr.	Sofia, Bulgaria
33	Elem Ibiam	F	6-3	Fr.	Fayetteville, Ga./Fayette County

indicates medically disqualified from participating

Head Coach: Dawn Staley

Associate Head Coach: Lisa Boyer

Assistant Coaches: Nikki McCray, Darius Taylor

Pronunciation Guide

Ashley Bruner..... BREW-ner
Pamela Decheva DETCH-iv-uh
Markeshia Grant mar-KEY-shuh
Elem Ibiam ELL-um IB-ee-um
Imani Sellers..... i-MAH-nee
Charenee Stephens shar-NAY
La'Keisha Sutton luh-KEY-shuh
Ieasia Walker eye-EESH-uh
Aleighsa Welch uh-LEE-suh
Sancheon White.....SAN-chee-on



Gamecock Career/Season Highs

Player	Points	Rebounds	Assists	Blocks	Steals	Minutes
Bruner	18	18	3, 2x, last,	4, 2x, last,	4, 4x, last,	34, 2x, last,
	vs. Sav. St., 12/5/10	vs. Penn State, 11/21/11	at NC State, 12/4/11	vs. Sav. St., 12/5/10	vs. Furman, 12/11/11	at LSU, 2/24/11
<i>Season</i>	15	Same	3	3	4, 3x, last,	32
	vs. Ala. A&M, 11/14		at NC State, 12/4	vs. Ala. A&M, 11/14	vs. Furman, 12/11	vs. Ala. A&M, 11/14
Decheva	—	—	1	—	—	5, 2x, last,
			vs. Furman, 12/11/11			vs. C of C, 11/23/11
<i>Season</i>	Same	Same	Same	Same	Same	Same
Grant	22	9	6	1, 2x, last,	3	34
	vs. Furman, 12/11/11	vs. Ole Miss, 3/3/11	vs. Ala. A&M, 11/14/11	vs. Ala. A&M, 11/14/11	vs. Clemson, 11/18/10	at Xavier, 11/30/11
<i>Season</i>	Same	8	Same	1	2, 3x, last,	Same
		vs. Furman, 12/11		vs. Ala. A&M, 11/14	at NC State, 12/4	
Ibiam	7	6	—	3	1	12
	vs. Furman, 12/11/11	at Xavier, 11/30/11		at Xavier, 11/30/11	vs. Furman, 12/11/11	vs. Furman, 12/11/11
<i>Season</i>	Same	Same	Same	Same	Same	Same
Newton	17	7, 2x, last,	6	2	4, 2x, last,	35
	vs. Buffalo, 11/17/07	at LSU, 2/24/11	vs. St. Francis, 11/9/07	vs. Alabama, 1/23/11	at Florida, 2/22/09	at Florida, 2/22/09
<i>Season</i>	6	5	—	1	2	16
	vs. Ala. A&M, 11/14	at Clemson, 11/17		at Illinois, 11/11	vs. Ala. A&M, 11/14	vs. Ala. A&M, 11/14
Roy	15	4	—	—	2	22
	vs. Presby., 11/27/11	vs. Presby., 11/27/11			vs. Presby., 11/27/11	vs. Presby., 11/27/11
<i>Season</i>	Same	Same	Same	Same	Same	Same
Sellers	3, 2x, last,	2, 2x, last,	1	2	—	8, 2x, last,
	vs. Presby., 11/27/11	vs. Furman, 12/11/11	vs. UNC, 12/19/10	vs. Furman, 12/11/11		vs. Georgia, 3/4/11
<i>Season</i>	3	2	—	Same	—	7
	vs. Presby., 11/27	vs. Furman, 12/11				vs. Furman, 12/11
Stephens	20	13	2	3	3, 2x, last,	34
	vs. SDSU, 11/28/09	vs. Chas. Sth., 12/1/10	vs. Presby., 12/28/10	vs. Illinois, 11/15/10	vs. Georgia, 2/25/10	at Charlotte, 11/16/09
<i>Season</i>	19	8, 2x, last,	1, 2x, last,	2	2	23
	at Clemson, 11/17	at NC State, 12/4	vs. Furman, 12/11	vs. Furman, 12/11	at Clemson, 11/17	at NC State, 12/4
Sutton	24, 2x, last,	7	8, 2x, last,	2	7	43
	vs. Auburn, 2/20/11	at Ole Miss, 1/22/09	vs. Florida, 1/9/11	vs. UConn, 12/28/08	at Clemson, 11/17/11	vs. Vandy, 2/27/11
<i>Season</i>	13	6	6	1, 3x, last,	Same	36
	vs. Ala. A&M, 11/14	vs. Ala. A&M, 11/14	at Clemson, 11/17	vs. Presby., 11/27		vs. Ala. A&M, 11/14
Walker	30	11	6, 3x, last,	2, 2x, last,	6	43
	vs. Clemson, 11/18/10	at Ole Miss, 1/16/11	vs. Presby., 11/27/11	at NC State, 12/4/11	vs. Furman, 12/11/11	at Ole Miss, 1/16/11
<i>Season</i>	15	5, 3x, last,	6	2, 2x, last,	Same	38
	vs. Penn State, 11/20	at Clemson, 11/17	vs. Presby., 11/27	at NC State, 12/4		vs. Penn State, 11/20
Welch	16	9, 2x, last,	2	4	3	24
	at Xavier, 11/30/11	vs. C of C, 11/23/11	vs. Furman, 12/11/11	at NC State, 12/4/11	at Xavier, 11/30/11	at NC State, 12/4/11
<i>Season</i>	Same	Same	Same	Same	Same	Same
White	10	8	3, 2x, last,	2	3	19
	at Xavier, 11/30/11	at NC State, 12/4/11	vs. Presby., 11/27/11	at NC State, 12/4/11	at NC State, 12/4/11	vs. Furman, 12/11/11
<i>Season</i>	Same	Same	Same	Same	Same	Same
Wilson	8	5, 2x, last,	2	1, 7x, last,	3, 2x, last,	29
	vs. High Pt., 12/2/09	at Penn St., 11/21/10	at Penn St., 11/21/10	vs. Ala. A&M, 11/14/11	at NC State, 12/4/11	vs. High Pt., 12/2/09
<i>Season</i>	4	2, 2x, last,	1	1, 2x, last,	3	18
	at Illinois, 11/11	at Clemson, 11/17	at Illinois, 11/11	vs. Ala. A&M, 11/14	at NC State, 12/4	at Illinois, 11/11

South Carolina's Record When...

	SEC Only	All Games
Record	0-0	7-2
Playing a ranked opponent.....	0-0	0-1
Playing at home	0-0	4-1
Playing on the road	0-0	3-1
Playing at neutral site	0-0	0-0
Leading at half	0-0	7-0
Trailing at half	0-0	0-2
Tied at half	0-0	0-0
Playing an overtime game	0-0	0-0
0 players score in double-figures.....	0-0	0-0
1 player scores in double-figures.....	0-0	1-1
2 players score in double-figures.....	0-0	2-1
3 players score in double-figures.....	0-0	2-0
4 players score in double-figures.....	0-0	2-0
5 players score in double-figures.....	0-0	0-0
Starters outscore opponent's starters.....	0-0	2-0
Opponent's starters score equal/more.....	0-0	5-2
Bench outscores opponent's bench.....	0-0	7-2
Opponent's bench scores equal/more.....	0-0	0-0
Shooting 50% or better	0-0	0-0
Shooting between 40-49%	0-0	3-0
Shooting between 30-39%	0-0	4-1
Shooting less than 30%	0-0	0-1
Opponent shoots 50% or better	0-0	0-1
Opponent shoots between 40-49%	0-0	2-0
Opponent shoots between 30-39%	0-0	3-1
Opponent shoots less than 30%	0-0	2-0
Shooting better than opponent	0-0	5-0
Shooting worse than/equal to opponent	0-0	2-2
Having more FTs made than opponent.....	0-0	5-0
Having equal/less FTs made than opponent	0-0	2-2
Outrebounding opponent.....	0-0	5-2
Having equal/less rebounds than opponent.....	0-0	2-0
Having more TOs than opponent	0-0	0-0
Having equal or less TOs than opponent.....	0-0	7-2
Attempting more FT than 3FG.....	0-0	6-0
Attempting equal/less FT than 3FG	0-0	1-2
Making 5 or more 3FGs	0-0	2-1
Making less than 5 3FGs.....	0-0	5-1
Attempting 15 or more 3FGs	0-0	4-1
Attempting less than 15 3FGs.....	0-0	3-1

	SEC Only	All Games
No South Carolina players foul out	0-0	6-2
One or more South Carolina players foul out.....	0-0	1-0
Having 10 or more assists.....	0-0	5-1
Having less than 10 assists.....	0-0	2-1
Scoring more pts. in paint than opponent	0-0	6-1
Scoring equal/less pts. in paint than opponent ...	0-0	1-1
Scoring more pts. off TOs than opponent	0-0	7-2
Scoring equal/less pts. off TOs than opponent ...	0-0	0-0
Scoring more 2nd-chance pts.....	0-0	6-2
Scoring equal/less 2nd-chance pts.....	0-0	1-0
Scoring more fast break pts.	0-0	5-0
Scoring equal/less fast break pts	0-0	2-2
Wearing white uniforms.....	0-0	4-1
Wearing black uniforms	0-0	3-1
Wearing garnet uniforms.....	0-0	0-0
Playing in tournaments/classics.....	0-0	0-0
Playing on live television	0-0	2-1
Playing in November.....	0-0	6-1
Playing in December.....	0-0	1-1
Playing in January	0-0	0-0
Playing in February	0-0	0-0
Playing in March.....	0-0	0-0
Playing during the day	0-0	3-2
Playing at night	0-0	4-0
Playing on Sunday.....	0-0	2-2
Playing on Monday.....	0-0	1-0
Playing on Tuesday.....	0-0	0-0
Playing on Wednesday	0-0	2-0
Playing on Thursday.....	0-0	1-0
Playing on Friday	0-0	1-0
Margin is 5 pts. or less.....	0-0	0-2
Margin is between 6-10.....	0-0	1-0
Margin is between 11-20	0-0	4-0
Margin is more than 20.....	0-0	2-0
Having a 20-pt. scorer.....	0-0	1-0
Having a 30-pt. scorer.....	0-0	0-0
Scoring 49 points or less.....	0-0	0-0
Scoring 50-59 points.....	0-0	2-2
Scoring 60-69 points.....	0-0	3-0
Scoring 70-79 points.....	0-0	2-0
Scoring 80-89 points.....	0-0	0-0
Scoring 90-99 points.....	0-0	0-0

2011-12 Team High/ Low

South Carolina	Game Highs		Game Lows	
POINTS	72	Furman, 12/11/11	50	Penn State, 11/20/11
FIELD GOALS MADE	28	Furman, 12/11/11	18	C. of Charleston, 11/23/11
FIELD GOAL ATTEMPTS	76	Penn State, 11/20/11	50	at Xavier, 11/30/11
FIELD GOAL PERCENTAGE	.444 (28-63)	Furman, 12/11/11	.250 (19-76)	Penn State, 11/20/11
3 PT FIELD GOALS MADE	8	Presbyterian, 11/27/11	1	at NC State, 12/4/11
				at Clemson, 11/17/11
3 PT FG ATTEMPTS	29	Penn State, 11/20/11	6	at Clemson, 11/17/11
3 PT FG PERCENTAGE	.400 (8-20)	Presbyterian, 11/27/11	.067 (1-15)	at NC State, 12/4/11
FREE THROWS MADE	21	at Xavier, 11/30/11	2	Presbyterian, 11/27/11
FREE THROW ATTEMPTS	38	at Xavier, 11/30/11	9	Presbyterian, 11/27/11
FREE THROW PERCENTAGE	.720 (18-25)	at Illinois, 11/11/11	.222 (2-9)	Presbyterian, 11/27/11
REBOUNDS	46	C. of Charleston, 11/23/11	34	at Xavier, 11/30/11
				at Illinois, 11/11/11
ASSISTS	15	Furman, 12/11/11	8	C. of Charleston, 11/23/11
				Penn State, 11/20/11
STEALS	21	Furman, 12/11/11	8	Presbyterian, 11/27/11
BLOCKED SHOTS	11	Furman, 12/11/11	1	at Clemson, 11/17/11
TURNOVERS	22	C. of Charleston, 11/23/11	8	Furman, 12/11/11
FOULS	21	at Illinois, 11/11/11	7	Presbyterian, 11/27/11
Opponent	Game Highs		Game Lows	
POINTS	56	at Xavier, 11/30/11	24	Presbyterian, 11/27/11
FIELD GOALS MADE	21	Penn State, 11/20/11	10	Presbyterian, 11/27/11
FIELD GOAL ATTEMPTS	60	Alabama A&M, 11/14/11	38	at Illinois, 11/11/11
FIELD GOAL PERCENTAGE	.500 (21-42)	Penn State, 11/20/11	.250 (11-44)	Furman, 12/11/11
			.250 (10-40)	Presbyterian, 11/27/11
3 PT FIELD GOALS MADE	4	at Xavier, 11/30/11	0	Penn State, 11/20/11
				at Clemson, 11/17/11
3 PT FG ATTEMPTS	12	at Xavier, 11/30/11	2	at Illinois, 11/11/11
3 PT FG PERCENTAGE	.500 (1-2)	at Illinois, 11/11/11	.000 (0-6)	Penn State, 11/20/11
			.000 (0-7)	at Clemson, 11/17/11
FREE THROWS MADE	25	at Illinois, 11/11/11	2	Presbyterian, 11/27/11
FREE THROW ATTEMPTS	35	at Illinois, 11/11/11	7	Presbyterian, 11/27/11
FREE THROW PERCENTAGE	.929 (13-14)	Penn State, 11/20/11	.286 (2-7)	Presbyterian, 11/27/11
REBOUNDS	41	at NC State, 12/4/11	28	Presbyterian, 11/27/11
		Alabama A&M, 11/14/11		
ASSISTS	16	at Xavier, 11/30/11	5	Furman, 12/11/11
				Presbyterian, 11/27/11
				Alabama A&M, 11/14/11
				at Illinois, 11/11/11
				Furman, 11/11/11
STEALS	9	C. of Charleston, 11/23/11	4	Furman, 12/11/11
		Alabama A&M, 11/14/11		at Clemson, 11/17/11
BLOCKED SHOTS	11	at Clemson, 11/17/11	0	Presbyterian, 11/27/11
TURNOVERS	29	Furman, 12/11/11	16	at NC State, 12/4/11
		C. of Charleston, 11/23/11		
FOULS	25	at Xavier, 11/30/11	9	Presbyterian, 11/27/11

The Last Time ...

Individual

Scored 50 Points

South Carolina 51, Jocelyn Penn vs. Stetson, 1/4/03
Opponent Never

Scored 40 Points

South Carolina 51, Jocelyn Penn vs. Stetson, 1/4/03
Opponent 46, Cornelia Gayden, LSU, 1/14/95

Scored 30 Points

South Carolina 30, Ieasia Walker vs. Clemson, 11/18/10
Opponent 32, LaQueta Ferguson, Florida International, 11/25/07

Grabbed 20 Rebounds

South Carolina 25, Kelsey Bone vs. Boston University, 12/28/09
Opponent 24, Courtney Paris, Oklahoma, 12/30/07

Grabbed 15 Rebounds

South Carolina 18, Ashley Bruner vs. Penn State, 11/20/11
Opponent 15, Talie East, Penn State, 11/20/11

Two Players with 20 or More Points

South Carolina Kelsey Bone 24/Valerie Nainima 20 at Auburn, 2/4/10
Opponent Angie Bjorklund 23/Shekinna Stricklen 21, Tennessee, 1/17/10

Two Players with 10 or More Rebounds

South Carolina Charenee Stephens 11/Kelsey Bone 10 vs. Mississippi, 3/4/10
Opponent Shekinna Stricklen 10/Alyssia Brewer 10, Tennessee, 2/17/11

Had 10 Assists

South Carolina 10, Samone Kennedy at Florida, 2/24/08
Opponent 11, Marneshia Richard, Mississippi State, 1/21/07

Had Five Steals

South Carolina 6, Ieasia Walker vs. Furman, 12/11/11
Opponent 5, Sam Ramirez, Appalachian State, 3/16/11

Had Five Blocked Shots

South Carolina 5, Demetress Adams vs. UNC Asheville, 1/3/08
Opponent 7, Talia East, Penn State, 11/20/11

Had a Double-Double

South Carolina Charenee Stephens (13 pts/11 reb) vs. Appalachian State, 3/16/11
Opponent Nadra Robertson (10 pts/10 reb), Alabama A&M, 11/14/11

Two Players had a Double-Double

South Carolina Kelsey Bone (20 pts/10 reb)/Charenee Stephens vs. Mississippi, 3/4/10
Opponent Shekinna Stricklen (18 pts/16 reb) and Kelley Cain (11 pts/11 reb), Tennessee, 1/20/11

Had a Triple-Double

South Carolina Iva Sliskovic (18 pts, 15 reb, 10 asst) vs. High Point, 12/20/06
Opponent Never

Team

Scored 100 Points

South Carolina 102 vs. North Carolina A&T, 3/21/08
Opponent 103, Clemson, 11/21/03

Won by 30 or More Points

South Carolina 72-33 (39) vs. Furman, 12/11/11
Opponent 66-34 (32), Georgia, 3/4/11

Shot 65% or Better from the Field

South Carolina .652 (45-69) vs. East Tennessee State, 12/19/00
Opponent Never

Shot 60% or Better from the Field

South Carolina .608 (31-51) vs. Jackson State, 12/7/07
Opponent .604 (29-48), Vanderbilt, 1/18/01

Shot 50% or Better from the Field

South Carolina .500 (26-52) vs. Appalachian State, 3/16/11
Opponent .500 (21-42), Penn State, 11/20/11

No Players in Double-Figure Points

South Carolina at Stanford, 11/26/10
Opponent Furman, 12/11/11

Five Players in Double-Figure Points

South Carolina vs. LSU, 1/6/11
Opponent Arkansas, 2/14/10

Faced AP Top-25 Opponent

Win 66-61 vs. No. 15 Kentucky, 2/10/11
Loss 50-55 vs. No. 11 Penn State, 11/20/11

Faced AP Top-10 Opponent

Win 71-52 vs. No. 6 Vanderbilt, 1/3/02
Loss 60-82 at No. 4 Tennessee, 2/17/11

Faced AP Top-5 Opponent

Win 70-66 vs. No. 5 Vanderbilt, 1/28/98
Loss 60-82 at No. 4 Tennessee, 2/17/11

Faced AP No. 1 Team

Win Never
Loss 48-77 vs. No. 1 UConn, 12/29/08

Overtime Game

Win 64-62 at Arkansas, 2/6/11
Loss 60-74 vs. Vanderbilt, 2/27/11

Double-Overtime Game

Win 92-91 at Florida State, 2/4/91
Loss 92-94 at Clemson, 11/19/09

South Carolina Was Ranked

AP No. 1 Never
AP Top 10 No. 10, 2/18/02
AP Top 25 No. 16, 3/17/03

Official Basketball Box Score -- Game Totals -- Final Statistics
South Carolina vs Illinois
11/11/11 3:30 pm at Champaign, Ill.

South Carolina 71 • 1-0

#	Player	Total		3-Ptr		Rebounds			PF	TP	A TO Blk Stl				Min
		FG-FGA	FG-FGA	FT-FTA	Off Def Tot	PF	TP	A TO Blk Stl							
12	STEPHENS, Charenee	f	2-3	0-0	0-0	1 1 2	1 4	0 0 0 0	0	16					
22	NEWTON, Courtney	f	0-0	0-0	2-2	0 1 1	3 2	0 1 1 0	7						
03	WALKER, Ieasia	g	2-5	0-1	4-6	1 4 5	3 8	2 4 0 0	23						
05	GRANT, Markeshia	g	3-8	3-7	2-2	2 2 4	0 11	3 0 0 0	22						
11	SUTTON, La'Keisha	g	3-10	0-2	4-6	2 0 2	2 10	3 3 0 1	30						
00	SELLERS, Imani	g	0-0	0-0	0-0	0 1 1	2 0	0 0 0 0	3						
01	WILSON, Ebony	g	2-2	0-0	0-0	1 1 2	1 4	1 0 1 3	18						
20	WHITE, Sancheon	g	1-9	1-4	3-4	2 1 3	0 6	3 0 0 0	15						
21	BRUNER, Ashley	g	6-9	0-0	2-3	4 2 6	2 14	2 1 0 3	26						
23	ROY, Tina	g	2-4	1-2	0-0	0 0 0	0 5	0 1 0 0	10						
24	WELCH, Aleighsa	g	1-2	0-0	0-0	1 2 3	2 2	0 1 0 0	16						
30	DECHEVA, Pamela	g	0-0	0-0	0-0	0 0 0	2 0	0 1 0 0	5						
33	IBIAM, Elem	g	2-5	0-0	1-2	3 1 4	3 5	0 1 0 0	9						
Team						1 0 1									
Totals			24-57	5-16	18-25	18 16 34	21 71	14 14 2 9	200						

FG % 1st Half: 9-34 26.5% 2nd half: 15-23 65.2% Game: 24-57 42.1% Deadball Rebounds 2,1
 3FG % 1st Half: 4-11 36.4% 2nd half: 1-5 20.0% Game: 5-16 31.3%
 FT % 1st Half: 9-10 90.0% 2nd half: 9-15 60.0% Game: 18-25 72.0%

Illinois 52 • 0-1

#	Player	Total		3-Ptr		Rebounds			PF	TP	A TO Blk Stl				Min
		FG-FGA	FG-FGA	FT-FTA	Off Def Tot	PF	TP	A TO Blk Stl							
00	Penn, Karisma	f	2-5	0-0	6-9	2 2 4	5 10	2 4 5 2	34						
04	Magrum, Kersten	f	1-5	0-0	6-6	2 4 6	4 8	1 0 0 0	17						
12	McCully, Lydia	g	3-8	0-0	7-8	4 1 5	3 13	0 0 0 2	37						
22	Crawford, Ivory	g	0-6	0-1	1-2	1 3 4	2 1	0 1 0 0	26						
42	Moore, Amber	g	3-3	1-1	1-2	0 4 4	1 8	2 6 0 1	31						
03	Tuck, Taylor	g	0-1	0-0	0-0	0 1 1	0 0	0 1 0 1	8						
05	Oden, Nia	g	1-3	0-0	0-0	1 1 2	0 2	0 0 0 0	7						
11	Mitchell, Eboni	g	0-1	0-0	0-0	0 0 0	0 0	0 1 0 0	3						
20	Burke, Alexis	g	3-3	0-0	0-2	1 1 2	2 6	0 2 0 0	12						
21	Blinn, Macie	g	0-2	0-0	0-0	0 0 0	1 0	0 1 0 0	3						
23	Smith, Alexis	g	0-1	0-0	2-4	0 0 0	1 2	0 2 0 0	14						
34	Rukavina, Lana	g	0-0	0-0	2-2	0 1 1	1 2	0 0 0 0	8						
Team						1 2 3									
Totals			13-38	1-2	25-35	12 20 32	20 52	5 22 5 6	200						

FG % 1st Half: 8-22 36.4% 2nd half: 5-16 31.3% Game: 13-38 34.2% Deadball Rebounds 6
 3FG % 1st Half: 0-1 0.0% 2nd half: 1-1 100.0% Game: 1-2 50.0%
 FT % 1st Half: 8-11 72.7% 2nd half: 17-24 70.8% Game: 25-35 71.4%

Officials: Tina Napier, Felicia Grinter, Erika Herriman

Technical fouls: South Carolina-None. Illinois-None.

Attendance: 770

GAME ID: 1026021

Score by periods	1st	2nd	Total	Points	In Paint	Off T/O	2nd Chance	Fast Break	Bench
South Carolina	31	40	71	26	27	18	4	36	
Illinois	24	28	52	20	16	12	4	12	

Last FG - SC 2nd-01:31, ILL 2nd-03:05.
 Largest lead - SC by 30 2nd-07:10, ILL by 2 1st-19:33.
 Score tied - 3 times.
 Lead changed - 1 time.



Official Basketball Box Score -- Game Totals -- Final Statistics
Alabama A&M vs South Carolina
11/14/11 7 p.m. at Columbia, S.C./Colonial Life Arena



Alabama A&M 53 • 0-2

#	Player	Total		3-Ptr		Rebounds			PF	TP	A TO Blk Stl				Min
		FG-FGA	FG-FGA	FT-FTA	Off Def Tot	PF	TP	A TO Blk Stl							
24	SANDERS, Jasmine	f	2-3	0-0	0-0	0 4 4	3 4	0 1 0 2	22						
55	ROBERTSON, Nadra	c	5-7	0-0	0-1	5 5 10	3 10	1 3 2 1	28						
14	WATKINS, Nesfayia	g	0-3	0-1	4-4	2 2 4	1 4	1 1 0 0	28						
22	DAVIS, Shundray	g	5-17	1-2	0-0	2 5 7	4 11	1 2 0 3	35						
23	TOBAR, Whiquita	g	7-20	1-5	5-6	3 2 5	2 20	0 6 2 1	37						
03	STRICKLAND, Alyssa	g	0-1	0-0	0-0	0 0 0	0 0	0 0 0 0	1						
12	SIPPAL, Taylor	g	0-0	0-0	0-0	0 0 0	0 0	0 2 0 0	1						
20	FAUNTLEROY, Kiersten	g	0-0	0-0	2-2	0 0 0	2 2	0 1 0 0	11						
25	ONEAL, Danielle	g	1-6	0-2	0-0	2 0 2	2 2	0 1 0 2	17						
33	WILLIAMS, Gabrielle	g	0-2	0-0	0-0	2 1 3	4 0	2 0 1 0	13						
44	FARRIS, Shatavia	g	0-1	0-0	0-0	1 0 1	0 0	0 0 0 0	7						
Team						3 2 5									
Totals			20-60	2-10	11-13	20 21 41	21 53	5 18 5 9	200						

FG % 1st Half: 9-28 32.1% 2nd half: 11-32 34.4% Game: 20-60 33.3% Deadball Rebounds 3,1
 3FG % 1st Half: 1-4 25.0% 2nd half: 1-6 16.7% Game: 2-10 20.0%
 FT % 1st Half: 5-7 71.4% 2nd half: 6-6 100.0% Game: 11-13 84.6%

South Carolina 60 • 2-0

#	Player	Total		3-Ptr		Rebounds			PF	TP	A TO Blk Stl				Min
		FG-FGA	FG-FGA	FT-FTA	Off Def Tot	PF	TP	A TO Blk Stl							
12	STEPHENS, Charenee	f	0-0	0-0	0-0	0 1 1	0 0	0 1 0 0	5						
03	WALKER, Ieasia	g	4-7	0-1	5-8	2 3 5	3 13	1 3 2 3	34						
05	GRANT, Markeshia	g	0-5	0-3	1-2	2 0 2	0 1	6 2 1 2	27						
11	SUTTON, La'Keisha	g	5-15	1-5	2-2	3 3 6	3 13	4 2 0 0	36						
22	NEWTON, Courtney	g	2-4	2-4	0-0	0 1 1	2 6	0 0 0 2	16						
01	WILSON, Ebony	g	0-0	0-0	0-0	0 1 1	0 0	0 0 1 0	12						
20	WHITE, Sancheon	g	0-4	0-2	0-0	0 1 1	1 0	0 0 0 0	8						
21	BRUNER, Ashley	g	7-16	0-0	1-3	5 3 8	4 15	2 1 3 4	32						
23	ROY, Tina	g	0-1	0-1	0-0	1 0 1	0 0	0 0 0 0	5						
24	WELCH, Aleighsa	g	4-6	0-0	4-6	4 5 9	1 12	1 2 1 0	21						
33	IBIAM, Elem	g	0-2	0-0	0-0	1 0 1	0 0	0 2 1 0	4						
Team						3 0 3									
Totals			22-60	3-16	13-21	21 18 39	14 60	14 13 9 11	200						

FG % 1st Half: 13-36 36.1% 2nd half: 9-24 37.5% Game: 22-60 36.7% Deadball Rebounds 3,1
 3FG % 1st Half: 3-12 25.0% 2nd half: 0-4 0.0% Game: 3-16 18.8%
 FT % 1st Half: 1-2 50.0% 2nd half: 12-19 63.2% Game: 13-21 61.9%

Officials: Dee Kantner, Denise Brooks, Lawson Newton

Technical fouls: Alabama A&M-None. South Carolina-None.

Attendance: 2118

Score by periods	1st	2nd	Total	Points	In Paint	Off T/O	2nd Chance	Fast Break	Bench
Alabama A&M	24	29	53	30	30	14	24	6	4
South Carolina	30	30	60	38	17	12	8	27	

Last FG - A&M 2nd-00:38, SC 2nd-03:32.
 Largest lead - A&M by 3 1st-18:00, SC by 15 1st-08:17.
 Score tied - 1 time.
 Lead changed - 5 times.



Official Basketball Box Score -- Game Totals -- Final Statistics
South Carolina vs Clemson
11/17/11 7:00 PM at Clemson, SC - Littlejohn Coliseum



South Carolina 65 • 3-0

#	Player	Total		3-Ptr		Rebounds			PF	TP	A TO Blk Stl				Min
		FG-FGA	FG-FGA	FT-FTA	Off Def Tot	PF	TP	A TO Blk Stl							
22	NEWTON, Courtney	f	0-1	0-0	0-0	2 3 5	1 0	0 1 0 1	15						
03	WALKER, Ieasia	g	2-5	0-0	2-2	1 4 5	4 6	2 1 0 1	31						
05	GRANT, Markeshia	g	3-11	0-1	0-1	1 1 2	1 6	2 1 0 1	24						
11	SUTTON, La'Keisha	g	2-7	0-1	1-4	1 1 2	1 5	6 2 1 7	31						
12	STEPHENS, Charenee	g	8-12	0-0	3-4	4 1 5	2 19	0 1 0 2	21						
00	SELLERS, Imani	g	0-0	0-0	0-0	0 0 0	0 0	0 0 0 0	3						
01	WILSON, Ebony	g	1-1	0-0	1-2	1 1 2	1 3	0 1 0 0	3						
20	WHITE, Sancheon	g	0-4	0-0	1-2	0 2 2	0 1	0 1 0 1	10						
21	BRUNER, Ashley	g	2-6	0-0	2-3	1 3 4	3 6	0 0 0 1	18						
23	ROY, Tina	g	3-6	1-3	2-4	0 2 2	2 9	0 1 0 0	17						
24	WELCH, Aleighsa	g	2-4	0-0	2-2	1 4 5	3 6	1 0 0 0	16						
30	DECHEVA, Pamela	g	0-1	0-1	0-0	0 0 0	0 0	0 0 0 0	3						
33	IBIAM, Elem	g	2-5	0-0	0-0	3 1 4	1 4	0 2 0 0	8						
Team						0 2 2									
Totals			25-63	1-6	14-24	15 25 40	19 65	11 12 1 14	200						



Official Basketball Box Score -- Game Totals -- Final Statistics
Coll. of Charleston vs South Carolina
 11/23/11 7 p.m. at Columbia, S.C./Colonial Life Arena



Coll. of Charleston 40 • 1-3

#	Player		Total		3-Ptr		Rebounds			PF	TP	A TO Blk Stl				Min
			FG-FGA	FG-FGA	FT-FTA	Off	Def	Tot	A			TO	Blk	Stl		
05	Cathryn Hardy	f	1-8	0-2	6-7	1	4	5	4	8	0	2	0	3	33	
11	Christy Hewatt	f	2-9	1-3	0-3	3	1	4	2	5	1	3	0	1	32	
55	Latisha Harris	c	2-2	0-0	1-2	1	5	6	4	5	0	3	1	1	17	
22	Jillian Brown	g	0-2	0-0	0-3	0	2	2	0	0	7	8	0	2	38	
32	Megan Fischer	g	4-11	2-5	0-0	1	0	1	3	10	0	4	0	1	32	
02	Deidre Ramer		3-5	0-1	0-0	1	3	4	3	6	0	3	0	1	15	
20	Brittany Johnson		2-4	0-0	0-0	1	1	2	2	4	1	2	0	0	20	
30	Mikaela Hopkins		1-4	0-0	0-0	3	2	5	2	2	0	2	0	0	13	
Team						1	1	2								
Totals			15-45	3-11	7-15	12	19	31	20	40	9	29	1	9	200	

FG % 1st Half: 8-21 38.1% 2nd half: 7-24 29.2% Game: 15-45 33.3%
 3FG % 1st Half: 2-5 40.0% 2nd half: 1-6 16.7% Game: 3-11 27.3%
 FT % 1st Half: 3-4 75.0% 2nd half: 4-11 36.4% Game: 7-15 46.7%

South Carolina 59 • 4-1

#		Player	Total		3-Ptr	Rebounds			PF	TP	A TO Blk Stl				Min	
			FG-FGA	FG-FGA	FT-FTA	Off	Def	Tot			A	TO	Blk	Stl		
12		STEPHENS, Charenee	f	1-4	0-0	3-4	3	1	4	0	5	0	0	0	1	16
03		WALKER, Ieasia	g	1-4	0-2	0-0	2	0	2	1	2	3	7	0	3	25
05		GRANT, Markeshia	g	6-14	0-4	2-3	2	3	5	1	14	2	2	0	1	24
11		SUTTON, La'Keisha	g	1-10	1-6	0-0	1	1	2	0	3	2	2	0	1	24
22		NEWTON, Courtney	g	0-1	0-1	0-0	0	3	3	2	0	0	1	0	1	13
00		SELLERS, Imani		0-1	0-1	0-2	0	0	0	1	0	0	0	0	0	3
01		WILSON, Ebony		0-1	0-0	3-6	1	1	2	1	3	0	1	0	1	15
20		WHITE, Sancheon		0-3	0-1	1-2	1	0	1	1	1	0	1	0	0	12
21		BRUNER, Ashley		5-7	0-0	3-4	7	2	9	2	13	1	3	2	4	19
23		ROY, Tina		2-8	2-6	3-4	1	2	3	0	9	0	1	0	1	16
24		WELCH, Aleighsa		1-3	0-0	3-4	5	4	9	2	5	0	2	1	0	17
30		DECHEVA, Pamela		0-0	0-0	0-0	0	0	0	1	0	0	0	0	0	5
33		IBIAM, Elem		1-2	0-0	2-2	2	2	4	2	4	0	1	0	0	11
Team							2	1	3					1		
Totals				18-58	3-21	20-31	27	20	47	14	59	8	22	3	13	200

FG % 1st Half: 7-28 25.0% 2nd half: 11-30 36.7% Game: 18-58 31.0%
 3FG % 1st Half: 2-10 20.0% 2nd half: 1-11 9.1% Game: 3-21 14.3%
 FT % 1st Half: 6-9 66.7% 2nd half: 14-22 63.6% Game: 20-31 64.5%

Officials: Bryan Entertline, Mary Day, Melanie Davis
 Technical fouls: Coll. of Charleston-None. South Carolina-None.
 Attendance: 2314

Score by periods	1st	2nd	Total
Coll. of Charleston	21	19	40
South Carolina	22	37	59

Last FG - COFC 2nd-01:33, SC 2nd-08:39.
 Largest lead - COFC by 4 1st-05:22, SC by 26 2nd-06:03.

Score tied - 3 times.
 Lead changed - 4 times.



Official Basketball Box Score -- Game Totals -- Final Statistics
South Carolina vs Xavier
 11/30/11 7:00 p.m. at Cincinnati, Ohio (Cintas Center)



South Carolina 67 • 6-1

#	Player		Total		3-Ptr	Rebounds			PF	TP	A	TO	Blk	Stl	Min
			FG-FGA	FG-FGA	FT-FTA	Off	Def	Tot							
12	STEPHENS, Charenee	f	0-2	0-0	0-0	2	3	5	0	0	0	0	1	0	16
22	NEWTON, Courtney	f	0-2	0-2	0-0	1	0	1	2	0	0	2	1	0	9
03	WALKER, Ieasia	g	0-6	0-0	0-0	0	2	2	2	0	0	1	0	1	25
05	GRANT, Markeshia	g	7-12	2-4	2-2	0	1	1	2	18	2	2	0	2	34
11	SUTTON, La'Keisha	g	4-7	0-1	2-5	0	1	1	5	10	5	5	0	1	33
20	WHITE, Sancheon		4-5	0-0	2-3	1	2	3	2	10	0	1	1	1	15
21	BRUNER, Ashley		2-5	0-0	4-11	0	2	2	3	8	1	3	0	3	22
23	ROY, Tina		1-4	0-3	0-0	0	2	2	0	2	0	0	0	0	14
24	WELCH, Aleighsa		3-4	0-0	10-15	6	2	8	1	16	1	1	2	3	23
33	IBIAM, Elem		1-3	0-1	1-2	2	4	6	2	3	0	0	3	0	9
	Team					2	1	3							
	Totals		22-50	2-11	21-38	14	20	34	19	67	9	15	8	11	200

FG % 1st Half: 12-28 42.9% 2nd half: 10-22 45.5% Game: 22-50 44.0%
 3FG % 1st Half: 0-3 0.0% 2nd half: 2-8 25.0% Game: 2-11 18.2%
 FT % 1st Half: 10-19 52.6% 2nd half: 11-15 73.3% Game: 21-38 55.3%

Xavier 56 • 1-4

#	Player		Total		3-Ptr		Rebounds			PF	TP	A	TO	Blk	Stl	Min
			FG-FGA	FG-FGA	FT-FTA	Off	Def	Tot								
02	GRAY, Amber	f	1-3	0-1	0-0	0	4	4	5	2	1	1	1	0	16	
12	PACHKO, Jessica	f	1-2	0-0	2-4	1	5	6	5	4	1	4	3	1	19	
00	MOSS, Tyeasha	g	5-13	2-5	0-2	0	1	1	2	12	2	8	0	0	38	
03	HAWKES, Shatyr	g	5-12	2-5	6-8	3	3	6	2	18	6	3	0	4	40	
10	HOLMES, Lynette	g	2-8	0-0	0-0	3	2	5	2	4	1	2	0	0	32	
05	STRATMAN, Liz		4-6	0-0	0-0	1	3	4	3	8	3	2	0	1	21	
13	WANNINGER, Ashley		0-1	0-1	2-2	0	1	1	2	2	1	1	0	0	11	
22	JOHNSON, Sabrina		2-4	0-0	2-2	3	5	8	4	6	1	2	0	0	23	
	Team					1	0	1								
	Totals		20-49	4-12	12-18	12	24	36	25	56	16	23	4	6	200	

FG % 1st Half: 9-23 39.1% 2nd half: 11-26 42.3% Game: 20-49 40.8%
 3FG % 1st Half: 1-4 25.0% 2nd half: 3-8 37.5% Game: 4-12 33.3%
 FT % 1st Half: 1-3 33.3% 2nd half: 11-15 73.3% Game: 12-18 66.7%

Officials: Laura Morris, Bonita Spence, Angelica Suffren
 Technical fouls: South Carolina-None. Xavier-None.
 Attendance: 1032

Score by periods	1st	2nd	Total
South Carolina	34	33	67
Xavier	20	36	56

Last FG - SC 2nd-00:41, XU 2nd-01:01.
 Largest lead - SC by 17 2nd-04:56, XU by 2 1st-18:55.

Score tied - 1 time.
 Lead changed - 1 time.



Official Basketball Box Score -- Game Totals -- Final Statistics
Presbyterian vs South Carolina
 11/27/11 1 p.m. at Columbia, S.C./Colonial Life Arena



Presbyterian 24 • 2-4

#	Player		Total		3-Ptr		Rebounds			PF	TP	A TO Blk Stl				Min
			FG-FGA	FG-FGA	FT-FTA	FT-FTA	Off	Def	Tot			A	TO	Blk	Stl	
51	PIETROWSKI, Mariah	c	1-9	0-0	0-0	1	2	3	1	2	1	2	0	1	28	
03	SMITH, Sherece	g	4-8	0-0	0-1	0	5	5	0	8	0	1	0	1	28	
05	DAVID, Dria	g	3-3	1-1	0-2	0	1	1	3	7	1	7	0	1	32	
20	FOTHERGILL, Devin	g	0-4	0-1	2-4	0	5	5	1	2	1	4	0	1	27	
24	STEVENS, Kristen	g	0-1	0-1	0-0	0	3	3	0	0	1	1	0	1	28	
01	CARTER, Noelle		0-2	0-0	0-0	2	0	2	0	0	0	0	0	0	3	
10	TAYLOR, Karlee		1-6	1-3	0-0	0	1	1	1	3	0	1	0	1	25	
11	PARKER, Chelsea		0-1	0-0	0-0	1	1	2	2	0	1	0	0	0	12	
22	BURNSIDE, Shonda		1-5	0-0	0-0	0	2	2	1	2	0	1	0	1	11	
23	SCHAAF, Megan		0-1	0-0	0-0	0	0	0	0	0	0	0	0	0	3	
34	TOWERS-SOLIS, Olivia		0-0	0-0	0-0	0	0	0	0	0	0	1	0	0	3	
Team						2	2	4				1				
Totals			10-40	2-6	2-7	6	22	28	9	24	5	19	0	7	200	

FG % 1st Half: 6-16 37.5% 2nd half: 4-24 16.7% Game: 10-40 25.0%
 3FG % 1st Half: 1-1 100.0 2nd half: 1-5 20.0% Game: 2-6 33.3%
 FT % 1st Half: 0-5 0.0% 2nd half: 2-2 100.0 Game: 2-7 28.6%

South Carolina 52 • 5-1

#	Player		Total		3-Ptr		Rebounds			PF	TP	A TO Blk Stl				Min
			FG-FGA	FG-FGA	FT-FTA	Off	Def	Tot	A			TO	Blk	Stl		
12	STEPHENS, Charenee	f	0-2	0-0	0-0	2	1	3	0	0	0	2	0	0	11	
03	WALKER, Ieasia	g	1-7	0-2	0-0	1	5	6	0	2	6	2	0	2	27	
05	GRANT, Markeshia	g	2-6	2-2	0-0	0	0	0	1	6	0	2	0	1	18	
11	SUTTON, La'Keisha	g	1-3	0-2	0-0	0	2	2	0	2	4	4	1	2	20	
22	NEWTON, Courtney	g	0-3	0-2	0-0	2	1	3	0	0	0	0	0	0	14	
00	SELLERS, Imani		1-1	1-1	0-0	0	0	0	1	3	1	0	0	0	5	
01	WILSON, Ebony		0-0	0-0	0-0	0	1	1	0	0	0	2	0	0	11	
20	WHITE, Sancheon		1-5	0-2	1-1	1	2	3	2	3	3	1	0	1	16	
21	BRUNER, Ashley		5-9	0-0	0-4	4	7	11	1	10	2	0	1	0	27	
23	ROY, Tina		5-10	5-9	0-2	0	4	4	0	15	0	1	0	2	22	
24	WELCH, Aleighsa		4-4	0-0	1-2	2	1	3	0	9	1	0	3	0	21	
26	DECHEVA, Pamela		0-0	0-0	0-0	0	0	0	0	0	0	0	0	0	3	
30	IBIAM, Elem		1-3	0-0	0-0	2	1	3	2	2	0	1	1	0	5	
	Team					0	1	1								
Totals			21-53	8-20	2-9	14	26	40	7	52	17	15	6	8	200	



Official Basketball Box Score -- Game Totals -- Final Statistics
Furman vs South Carolina
 12/11/11 1 p.m. at Columbia, S.C./Colonial Life Arena



Furman 33 • 5-3

#	Player	Total		3-Ptr	Rebounds			PF	TP	A	TO	Blk	Stl	Min
		FG-FGA	FG-FGA	FT-FTA	Off	Def	Tot							
31	HODGES, Brittany	f	0-0	0-0	0-0	0	2	2	3	0	0	2	0	8
32	BOOKER, Lashana	f	1-4	1-2	0-0	1	3	4	2	3	1	5	0	19
14	MURPHY, Kaitlin	g	0-1	0-0	0-0	1	1	2	1	0	1	7	1	9
20	THOMPSON, Raegan	g	1-9	0-5	0-0	4	2	6	1	2	0	1	1	25
33	GRISWOLD, Teshia	g	1-7	0-1	2-2	2	1	3	3	4	0	3	1	22
04	ROBERTS, Janice		3-8	0-0	3-4	2	1	3	2	9	1	2	0	27
10	DURDALLER, Sarah		2-4	0-0	1-1	0	1	1	2	5	0	4	2	20
11	REIMER, Courtney		0-0	0-0	0-0	0	1	1	0	0	0	0	0	3
13	RANDOLPH, Ayanna		0-0	0-0	0-0	0	0	0	0	0	1	2	0	13
15	BRYAN, Savonia		1-2	0-0	0-0	1	3	4	0	2	0	2	1	15
23	PETERSON, Alexis		2-7	0-0	3-4	3	0	3	2	7	1	0	0	21
24	MORRISSEY, Brigid		0-2	0-0	1-2	0	3	3	2	1	0	1	0	18
	Team					2	2	4						
Totals			11-44	1-8	10-13	16	20	36	18	33	5	29	6	200

FG % 1st Half: 5-19 26.3% 2nd half: 6-25 24.0% Game: 11-44 25.0% Deadball
 3FG % 1st Half: 1-4 25.0% 2nd half: 0-4 0.0% Game: 1-8 12.5% Rebounds
 FT % 1st Half: 0-0 0.0% 2nd half: 10-13 76.9% Game: 10-13 76.9% 1,1

South Carolina 72 • 7-2

#	Player	Total		3-Ptr	Rebounds			PF	TP	A	TO	Blk	Stl	Min
		FG-FGA	FG-FGA	FT-FTA	Off	Def	Tot							
12	STEPHENS, Charenee	f	0-2	0-0	0-0	3	1	4	3	0	1	1	2	14
03	WALKER, Ieasia	g	4-9	1-2	1-2	1	2	3	1	10	4	3	0	20
05	GRANT, Markeshia	g	10-13	2-4	0-0	2	6	8	0	22	2	0	0	28
11	SUTTON, La'Keisha	g	3-5	0-1	5-5	0	0	0	0	11	3	0	0	18
22	NEWTON, Courtney	g	0-3	0-2	0-0	1	0	1	1	0	0	0	0	15
00	SELLERS, Imani		1-1	0-0	0-0	0	2	2	1	2	0	0	2	7
01	WILSON, Ebony		1-2	0-0	0-0	1	0	1	0	2	0	0	0	9
20	WHITE, Sancheon		2-4	0-0	2-4	1	2	3	0	6	0	1	1	29
21	BRUNER, Ashley		1-6	0-0	3-6	3	0	3	3	5	2	1	2	19
23	ROY, Tina		1-5	0-4	0-0	1	0	1	2	2	0	0	0	13
24	WELCH, Aleighsa		2-6	0-0	1-2	6	2	8	1	5	2	1	2	22
30	DECHEVA, Pamela		0-1	0-1	0-0	0	0	0	0	0	1	0	0	4
33	IBIAM, Elem		3-6	0-0	1-5	0	2	2	4	7	0	1	2	12
	Team					2	0	2						
Totals			28-63	3-14	13-24	21	17	38	16	72	15	8	11	200

FG % 1st Half: 16-32 50.0% 2nd half: 12-31 38.7% Game: 28-63 44.4% Deadball
 3FG % 1st Half: 3-7 42.9% 2nd half: 0-7 0.0% Game: 3-14 21.4% Rebounds
 FT % 1st Half: 5-11 45.5% 2nd half: 8-13 61.5% Game: 13-24 54.2% 4,2

Officials: Lisa Mattingly, Metta Roberts, Michael McConnell
 Technical fouls: Furman-None. South Carolina-None.
 Attendance: 1827

Score by periods	1st	2nd	Total
Furman	11	22	33
South Carolina	40	32	72

Points	In	Off	2nd	Fast	Bench
FUR	18	6	5	8	24
SC	44	35	20	16	29

Last FG - FUR 2nd-07:43, SC 2nd-01:53.
 Largest lead - FUR None, SC by 42 2nd-12:13.

Score tied - 0 times.
 Lead changed - 0 times.



2011-12 South Carolina Basketball
South Carolina Team Game-by-Game Comparison (as of Dec 11, 2011)
All games



Opponent	1st	2nd	Score	Mar	Total FG	FG Pct	3-Pointers	3FG Pct	Free Throws	FT Pct	Rebounds	Assist	T/Over	Block	Steal	Fouls
Illinois	31/24	40/28	71-52	+19	24-57/13-38	.421/.342	5-16/1-2	.313/.500	18-25/25-35	.720/.714	34/32 +2	14/5	14/22	2/5	9/6	21/20
ALABAMA A&M	30/24	30/29	60-53	+7	22-60/20-60	.367/.333	3-16/2-10	.188/.200	13-21/11-13	.619/.846	39/41 (2)	14/5	13/18	9/5	11/9	14/21
Clemson	43/26	22/22	65-48	+17	25-63/19-47	.397/.404	1-6/0-7	.167/.000	14-24/10-18	.583/.556	40/37 +3	11/11	12/22	1/11	14/4	19/20
#11/12 PENN STATE	22/26	28/29	50-55	(5)	19-76/21-42	.250/.500	6-29/0-6	.207/.000	6-10/13-14	.600/.929	40/39 +1	8/10	10/23	3/9	10/6	15/16
COLL. OF CHARLESTON	22/21	37/19	59-40	+19	18-58/15-45	.310/.333	3-21/3-11	.143/.273	20-31/7-15	.645/.467	47/31 +16	8/9	22/29	3/1	13/9	14/20
PRESBYTERIAN	22/13	30/11	52-24	+28	21-53/10-40	.396/.250	8-20/2-6	.400/.333	2-9/2-7	.222/.286	40/28 +12	17/5	15/19	6/0	8/7	7/9
Xavier	34/20	33/36	67-56	+11	22-50/20-49	.440/.408	2-11/4-12	.182/.333	21-38/12-18	.553/.667	34/36 (2)	9/16	15/23	8/4	11/6	19/25
NC State	18/27	35/28	53-55	(2)	22-64/20-57	.344/.351	1-15/3-7	.067/.429	8-15/12-15	.533/.800	44/41 +3	10/11	12/16	9/4	12/8	16/15
FURMAN	40/11	32/22	72-33	+39	28-63/11-44	.444/.250	3-14/1-8	.214/.125	13-24/10-13	.542/.769	38/36 +2	15/5	8/29	11/6	21/4	16/18

Note: Game totals are displayed in the format TEAM/OPPONENT for each category



2011-12 South Carolina Basketball
South Carolina Points-Rebounds-Assists (as of Dec 11, 2011)
All games



			00	01	03	05	11	12	20	21	22	23	24	30	
Opponent	Date	Score	SELLERS,IM	WILSON,EBO	WALKER,IEA	GRANT,MAR	SUTTON,LA'	STEPHENS,C	WHITE,SANC	BRUNER,AS	NEWTON,CO	ROY,TINA	WELCH,ALEI	DECHEVA,P	
at ILL	11/11/11	71-52	w	0-1-0	4-2-1	8-5-2	11-4-3	10-2-3	4-2-0	6-3-3	14-6-2	2-1-0	5-0-0	2-3-0	0-0-0
AAMU	11/14/11	60-53	w	DNP	0-1-0	13-5-1	1-2-6	13-6-4	0-1-0	0-1-0	15-8-2	6-1-0	0-1-0	12-9-1	DNP
at CU	11/17/11	65-48	w	0-0-0	3-2-0	6-5-2	6-2-2	5-2-6	19-5-0	1-2-0	6-4-0	0-5-0	9-2-0	6-5-1	0-0-0
PSU	11/20/11	50-55	L	DNP	0-0-0	15-4-1	7-0-2	7-2-3	4-8-0	1-2-0	9-18-2	0-0-0	5-0-0	2-6-0	DNP
COFC	11/23/11	59-40	w	0-0-0	3-2-0	2-2-3	14-5-2	3-2-2	5-4-0	1-1-0	13-9-1	0-3-0	9-3-0	5-9-0	0-0-0
PC	11/27/11	52-24	w	3-0-1	0-1-0	2-6-6	6-0-0	2-2-4	0-3-0	3-3-3	10-11-2	0-3-0	15-4-0	9-3-1	0-0-0
at XU	11/30/11	67-56	w	DNP	DNP	0-2-0	18-1-2	10-1-5	0-5-0	10-3-0	8-2-1	0-1-0	2-2-0	16-8-1	DNP
at ST	12/04/11	53-55	L	DNP	2-1-0	0-2-3	9-1-0	8-3-3	8-8-1	6-8-0	6-8-3	0-2-0	0-1-0	14-5-0	DNP
FUR	12/11/11	72-33	w	2-2-0	2-1-0	10-3-4	22-8-2	11-0-3	0-4-1	6-3-0	5-3-2	0-1-0	2-1-0	5-8-2	0-0-1

Opponent	Date	Score	33
			IBIAM,ELEM
at ILL	11/11/11	71-52	w 5-4-0
AAMU	11/14/11	60-53	w 0-1-0
at CU	11/17/11	65-48	w 4-4-0
PSU	11/20/11	50-55	L DNP
COFC	11/23/11	59-40	w 4-4-0
PC	11/27/11	52-24	w 2-3-0
at XU	11/30/11	67-56	w 3-6-0
at ST	12/04/11	53-55	L DNP
FUR	12/11/11	72-33	w 7-2-0



2011-12 South Carolina Basketball
South Carolina Individual Game-by-Game (as of Dec 11, 2011)
All games



#00 SELLERS, Imani

Opponent	Date	gs	min	Total		3-Pointers		Free throws		Rebounds				pf	a	t/o	blk	stl	pts	avg
				fg-fga	pct	3fg-fga	pct	ft-fa	pct	off	def	tot	avg							
at Illinois	11/11/11		3	0-0	.000	0-0	.000	0-0	.000	0	1	1	1.0	2	0	0	0	0	0	0.0
at Clemson	11/17/11		3	0-0	.000	0-0	.000	0-0	.000	0	0	0	0.5	0	0	0	0	0	0	0.0
COLL. OF CHARLESTON	11/23/11		3	0-1	.000	0-1	.000	0-2	.000	0	0	0	0.3	1	0	0	0	0	0	0.0
PRESBYTERIAN	11/27/11		5	1-1	1.000	1-1	1.000	0-0	.000	0	0	0	0.3	1	1	0	0	0	3	0.8
FURMAN	12/11/11		7	1-1	1.000	0-0	.000	0-0	.000	0	2	2	0.6	1	0	0	2	0	2	1.0
Totals		0	21	2-3	.667	1-2	.500	0-2	.000	0	3	3	0.6	5	1	0	2	0	5	1.0

Games played: 5
Minutes/game: 4.2
Points/game: 1.0
FG Pct: 66.7
3FG Pct: 50.0
FT Pct: 0.0

Rebounds/game: 0.6
Assists/game: 0.2
Assist/turnover ratio: 99.9
Blocks/game: 0.4

#01 WILSON, Ebony

Opponent	Date	gs	min	Total		3-Pointers		Free throws		Rebounds				pf	a	t/o	blk	stl	pts	avg
				fg-fga	pct	3fg-fga	pct	ft-fa	pct	off	def	tot	avg							
at Illinois	11/11/11		18	2-2	1.000	0-0	.000	0-0	.000	1	1	2	2.0	1	1	0	1	3	4	4.0
ALABAMA A&M	11/14/11		12	0-0	.000	0-0	.000	0-0	.000	0	1	1	1.5	0	0	0	1	0	0	2.0
at Clemson	11/17/11		3	1-1	1.000	0-0	.000	1-2	.500	1	1	2	1.7	1	0	1	0	0	3	2.3
#11/12 PENN STATE	11/20/11		1	0-0	.000	0-0	.000	0-0	.000	0	0	0	1.3	2	0	0	0	0	0	1.8
COLL. OF CHARLESTON	11/23/11		15	0-1	.000	0-0	.000	3-6	.500	1	1	2	1.4	1	0	1	0	1	3	2.0
PRESBYTERIAN	11/27/11		11	0-0	.000	0-0	.000	0-0	.000	0	1	1	1.3	0	0	2	0	0	0	1.7
at NC State	12/04/11		9	0-0	.000	0-0	.000	2-2	1.000	0	1	1	1.3	2	0	2	0	3	2	1.7
FURMAN	12/11/11		9	1-2	.500	0-0	.000	0-0	.000	1	0	1	1.3	0	0	0	0	0	2	1.8
Totals		0	78	4-6	.667	0-0	.000	6-10	.600	4	6	10	1.3	7	1	6	2	7	14	1.8

Games played: 8
Minutes/game: 9.8
Points/game: 1.8
FG Pct: 66.7
FT Pct: 60.0

Rebounds/game: 1.3
Assists/game: 0.1
Turnovers/game: 0.8
Assist/turnover ratio: 0.2
Steals/game: 0.9
Blocks/game: 0.3

#03 WALKER, Ieasia

Opponent	Date	gs	min	Total		3-Pointers		Free throws		Rebounds				pf	a	t/o	blk	stl	pts	avg
				fg-fga	pct	3fg-fga	pct	ft-fa	pct	off	def	tot	avg							
at Illinois	11/11/11	*	23	2-5	.400	0-1	.000	4-6	.667	1	4	5	5.0	3	2	4	0	0	8	8.0
ALABAMA A&M	11/14/11	*	34	4-7	.571	0-1	.000	5-8	.625	2	3	5	5.0	3	1	3	2	3	13	10.5
at Clemson	11/17/11	*	31	2-5	.400	0-0	.000	2-2	1.000	1	4	5	5.0	4	2	1	0	1	6	9.0
#11/12 PENN STATE	11/20/11	*	38	6-20	.300	3-9	.333	0-0	.000	1	3	4	4.8	1	1	1	0	5	15	10.5
COLL. OF CHARLESTON	11/23/11	*	25	1-4	.250	0-2	.000	0-0	.000	2	0	2	4.2	1	3	7	0	3	2	8.8
PRESBYTERIAN	11/27/11	*	27	1-7	.143	0-2	.000	0-0	.000	1	5	6	4.5	0	6	2	0	2	2	7.7
at Xavier	11/30/11	*	25	0-6	.000	0-0	.000	0-0	.000	0	2	2	4.1	2	0	1	0	1	0	6.6
at NC State	12/04/11	*	31	0-6	.000	0-3	.000	0-1	.000	1	1	2	3.9	4	3	3	2	1	0	5.8
FURMAN	12/11/11	*	20	4-9	.444	1-2	.500	1-2	.500	1	2	3	3.8	1	4	3	0	6	10	6.2
Totals		9	254	20-69	.290	4-20	.200	12-19	.632	10	24	34	3.8	19	22	25	4	22	56	6.2

Games played: 9
Minutes/game: 28.2
Points/game: 6.2
FG Pct: 29.0
3FG Pct: 20.0
FT Pct: 63.2

Rebounds/game: 3.8
Assists/game: 2.4
Turnovers/game: 2.8
Assist/turnover ratio: 0.9
Steals/game: 2.4
Blocks/game: 0.4



2011-12 South Carolina Basketball
South Carolina Individual Game-by-Game (as of Dec 11, 2011)
All games



#05 GRANT, Markeshia

Opponent	Date	gs	min	Total		3-Pointers		Free throws		Rebounds				pf	a	t/o	blk	stl	pts	avg
				fg-fga	pct	3fg-fga	pct	ft-fga	pct	off	def	tot	avg							
at Illinois	11/11/11	*	22	3-8	.375	3-7	.429	2-2	1.000	2	2	4	4.0	0	3	0	0	0	11	11.0
ALABAMA A&M	11/14/11	*	27	0-5	.000	0-3	.000	1-2	.500	2	0	2	3.0	0	6	2	1	2	1	6.0
at Clemson	11/17/11	*	24	3-11	.273	0-1	.000	0-1	.000	1	1	2	2.7	1	2	1	0	1	6	6.0
#11/12 PENN STATE	11/20/11	*	33	3-12	.250	1-8	.125	0-0	.000	0	0	0	2.0	3	2	0	0	1	7	6.3
COLL. OF CHARLESTON	11/23/11	*	24	6-14	.429	0-4	.000	2-3	.667	2	3	5	2.6	1	2	2	0	1	14	7.8
PRESBYTERIAN	11/27/11	*	18	2-6	.333	2-2	1.000	0-0	.000	0	0	0	2.2	1	0	2	0	1	6	7.5
at Xavier	11/30/11	*	34	7-12	.583	2-4	.500	2-2	1.000	0	1	1	2.0	2	2	2	0	2	18	9.0
at NC State	12/04/11	*	28	4-11	.364	1-5	.200	0-0	.000	0	1	1	1.9	3	0	1	0	2	9	9.0
FURMAN	12/11/11	*	28	10-13	.769	2-4	.500	0-0	.000	2	6	8	2.6	0	2	0	0	1	22	10.4
Totals		9	238	38-92	.413	11-38	.289	7-10	.700	9	14	23	2.6	11	19	10	1	11	94	10.4

Games played: 9
 Minutes/game: 26.4
 Points/game: 10.4
 FG Pct: 41.3
 3FG Pct: 28.9
 FT Pct: 70.0

Rebounds/game: 2.6
 Assists/game: 2.1
 Turnovers/game: 1.1
 Assist/turnover ratio: 1.9
 Steals/game: 1.2
 Blocks/game: 0.1

#11 SUTTON, La'Keisha

Opponent	Date	gs	min	Total		3-Pointers		Free throws		Rebounds				pf	a	t/o	blk	stl	pts	avg
				fg-fga	pct	3fg-fga	pct	ft-fga	pct	off	def	tot	avg							
at Illinois	11/11/11	*	30	3-10	.300	0-2	.000	4-6	.667	2	0	2	2.0	2	3	3	0	1	10	10.0
ALABAMA A&M	11/14/11	*	36	5-15	.333	1-5	.200	2-2	1.000	3	3	6	4.0	3	4	2	0	0	13	11.5
at Clemson	11/17/11	*	31	2-7	.286	0-1	.000	1-4	.250	1	1	2	3.3	1	6	2	1	7	5	9.3
#11/12 PENN STATE	11/20/11	*	30	2-17	.118	1-4	.250	2-2	1.000	2	0	2	3.0	1	3	2	1	0	7	8.8
COLL. OF CHARLESTON	11/23/11	*	24	1-10	.100	1-6	.167	0-0	.000	1	1	2	2.8	0	2	2	0	1	3	7.6
PRESBYTERIAN	11/27/11	*	20	1-3	.333	0-2	.000	0-0	.000	0	2	2	2.7	0	4	4	1	2	2	6.7
at Xavier	11/30/11	*	33	4-7	.571	0-1	.000	2-5	.400	0	1	1	2.4	5	5	5	0	1	10	7.1
at NC State	12/04/11	*	29	2-13	.154	0-2	.000	4-4	1.000	0	3	3	2.5	3	3	6	0	1	8	7.3
FURMAN	12/11/11	*	18	3-5	.600	0-1	.000	5-5	1.000	0	0	0	2.2	0	3	0	0	3	11	7.7
Totals		9	251	23-87	.264	3-24	.125	20-28	.714	9	11	20	2.2	15	33	26	3	16	69	7.7

Games played: 9
 Minutes/game: 27.9
 Points/game: 7.7
 FG Pct: 26.4
 3FG Pct: 12.5
 FT Pct: 71.4

Rebounds/game: 2.2
 Assists/game: 3.7
 Turnovers/game: 2.9
 Assist/turnover ratio: 1.3
 Steals/game: 1.8
 Blocks/game: 0.3

#12 STEPHENS, Charenee

Opponent	Date	gs	min	Total		3-Pointers		Free throws		Rebounds				pf	a	t/o	blk	stl	pts	avg
				fg-fga	pct	3fg-fga	pct	ft-fga	pct	off	def	tot	avg							
at Illinois	11/11/11	*	16	2-3	.667	0-0	.000	0-0	.000	1	1	2	2.0	1	0	0	0	0	4	4.0
ALABAMA A&M	11/14/11	*	5	0-0	.000	0-0	.000	0-0	.000	0	1	1	1.5	0	0	1	0	0	0	2.0
at Clemson	11/17/11	*	21	8-12	.667	0-0	.000	3-4	.750	4	1	5	2.7	2	0	1	0	2	19	7.7
#11/12 PENN STATE	11/20/11	*	19	1-3	.333	0-0	.000	2-3	.667	5	3	8	4.0	0	0	2	0	1	4	6.8
COLL. OF CHARLESTON	11/23/11	*	16	1-4	.250	0-0	.000	3-4	.750	3	1	4	4.0	0	0	0	0	1	5	6.4
PRESBYTERIAN	11/27/11	*	11	0-2	.000	0-0	.000	0-0	.000	2	1	3	3.8	0	0	2	0	0	0	5.3
at Xavier	11/30/11	*	16	0-2	.000	0-0	.000	0-0	.000	2	3	5	4.0	0	0	0	1	0	0	4.6
at NC State	12/04/11	*	23	4-6	.667	0-0	.000	0-0	.000	5	3	8	4.5	0	1	0	0	1	8	5.0
FURMAN	12/11/11	*	14	0-2	.000	0-0	.000	0-0	.000	3	1	4	4.4	3	1	1	2	1	0	4.4
Totals		9	141	16-34	.471	0-0	.000	8-11	.727	25	15	40	4.4	6	2	7	3	6	40	4.4

Games played: 9
 Minutes/game: 15.7
 Points/game: 4.4
 FG Pct: 47.1
 FT Pct: 72.7

Rebounds/game: 4.4
 Assists/game: 0.2
 Turnovers/game: 0.8
 Assist/turnover ratio: 0.3
 Steals/game: 0.7



2011-12 South Carolina Basketball
South Carolina Individual Game-by-Game (as of Dec 11, 2011)
All games



#20 WHITE, Sancheon

Opponent	Date	gs	min	Total		3-Pointers		Free throws		Rebounds				pf	a	t/o	blk	stl	pts	avg
				fg-fga	pct	3fg-fga	pct	ft-fa	pct	off	def	tot	avg							
at Illinois	11/11/11		15	1-9	.111	1-4	.250	3-4	.750	2	1	3	3.0	0	3	0	0	2	6	6.0
ALABAMA A&M	11/14/11		8	0-4	.000	0-2	.000	0-0	.000	0	1	1	2.0	1	0	0	0	0	0	3.0
at Clemson	11/17/11		10	0-4	.000	0-0	.000	1-2	.500	0	2	2	2.0	0	0	1	0	1	1	2.3
#11/12 PENN STATE	11/20/11		12	0-4	.000	0-1	.000	1-2	.500	2	0	2	2.0	2	0	0	0	1	1	2.0
COLL. OF CHARLESTON	11/23/11		12	0-3	.000	0-1	.000	1-2	.500	1	0	1	1.8	1	0	1	0	0	1	1.8
PRESBYTERIAN	11/27/11		16	1-5	.200	0-2	.000	1-1	1.000	1	2	3	2.0	2	3	1	0	1	3	2.0
at Xavier	11/30/11		15	4-5	.800	0-0	.000	2-3	.667	1	2	3	2.1	2	0	1	1	1	10	3.1
at NC State	12/04/11		16	3-9	.333	0-1	.000	0-1	.000	5	3	8	2.9	1	0	0	2	3	6	3.5
FURMAN	12/11/11		19	2-4	.500	0-0	.000	2-4	.500	1	2	3	2.9	0	0	1	1	2	6	3.8
Totals		0	123	11-47	.234	1-11	.091	11-19	.579	13	13	26	2.9	9	6	5	4	11	34	3.8

Games played: 9
 Minutes/game: 13.7
 Points/game: 3.8
 FG Pct: 23.4
 3FG Pct: 9.1
 FT Pct: 57.9

Rebounds/game: 2.9
 Assists/game: 0.7
 Turnovers/game: 0.6
 Assist/turnover ratio: 1.2
 Steals/game: 1.2
 Blocks/game: 0.4

#21 BRUNER, Ashley

Opponent	Date	gs	min	Total		3-Pointers		Free throws		Rebounds				pf	a	t/o	blk	stl	pts	avg
				fg-fga	pct	3fg-fga	pct	ft-fa	pct	off	def	tot	avg							
at Illinois	11/11/11		26	6-9	.667	0-0	.000	2-3	.667	4	2	6	6.0	2	2	1	0	3	14	14.0
ALABAMA A&M	11/14/11		32	7-16	.438	0-0	.000	1-3	.333	5	3	8	7.0	4	2	1	3	4	15	14.5
at Clemson	11/17/11		18	2-6	.333	0-0	.000	2-3	.667	1	3	4	6.0	3	0	0	0	1	6	11.7
#11/12 PENN STATE	11/20/11		30	4-8	.500	0-0	.000	1-3	.333	9	9	18	9.0	3	2	2	2	1	9	11.0
COLL. OF CHARLESTON	11/23/11		19	5-7	.714	0-0	.000	3-4	.750	7	2	9	9.0	2	1	3	2	4	13	11.4
PRESBYTERIAN	11/27/11		27	5-9	.556	0-0	.000	0-4	.000	4	7	11	9.3	1	2	0	1	0	10	11.2
at Xavier	11/30/11		22	2-5	.400	0-0	.000	4-11	.364	0	2	2	8.3	3	1	3	0	3	8	10.7
at NC State	12/04/11		29	3-7	.429	0-0	.000	0-4	.000	4	4	8	8.3	2	3	0	1	1	6	10.1
FURMAN	12/11/11		19	1-6	.167	0-0	.000	3-6	.500	3	0	3	7.7	3	2	1	2	4	5	9.6
Totals		0	222	35-73	.479	0-0	.000	16-41	.390	37	32	69	7.7	23	15	11	11	21	86	9.6

Games played: 9
 Minutes/game: 24.7
 Points/game: 9.6
 FG Pct: 47.9
 FT Pct: 39.0

Rebounds/game: 7.7
 Assists/game: 1.7
 Turnovers/game: 1.2
 Assist/turnover ratio: 1.4
 Steals/game: 2.3
 Blocks/game: 1.2

#22 NEWTON, Courtney

Opponent	Date	gs	min	Total		3-Pointers		Free throws		Rebounds				pf	a	t/o	blk	stl	pts	avg
				fg-fga	pct	3fg-fga	pct	ft-fa	pct	off	def	tot	avg							
at Illinois	11/11/11	*	7	0-0	.000	0-0	.000	2-2	1.000	0	1	1	1.0	3	0	1	1	0	2	2.0
ALABAMA A&M	11/14/11	*	16	2-4	.500	2-4	.500	0-0	.000	0	1	1	1.0	2	0	0	0	2	6	4.0
at Clemson	11/17/11	*	15	0-1	.000	0-0	.000	0-0	.000	2	3	5	2.3	1	0	1	0	1	0	2.7
#11/12 PENN STATE	11/20/11	*	10	0-1	.000	0-1	.000	0-0	.000	0	0	0	1.8	1	0	1	0	0	0	2.0
COLL. OF CHARLESTON	11/23/11	*	13	0-1	.000	0-1	.000	0-0	.000	0	3	3	2.0	2	0	1	0	1	0	1.6
PRESBYTERIAN	11/27/11	*	14	0-3	.000	0-2	.000	0-0	.000	2	1	3	2.2	0	0	0	0	0	0	1.3
at Xavier	11/30/11	*	9	0-2	.000	0-2	.000	0-0	.000	1	0	1	2.0	2	0	2	1	0	0	1.1
at NC State	12/04/11	*	5	0-1	.000	0-1	.000	0-0	.000	0	2	2	2.0	0	0	0	0	0	0	1.0
FURMAN	12/11/11	*	15	0-3	.000	0-2	.000	0-0	.000	1	0	1	1.9	1	0	0	0	0	0	0.9
Totals		9	104	2-16	.125	2-13	.154	2-2	1.000	6	11	17	1.9	12	0	6	2	4	8	0.9

Games played: 9
 Minutes/game: 11.6
 Points/game: 0.9
 FG Pct: 12.5
 3FG Pct: 15.4

Rebounds/game: 1.9
 Turnovers/game: 0.7
 Steals/game: 0.4
 Blocks/game: 0.2



2011-12 South Carolina Basketball
South Carolina Individual Game-by-Game (as of Dec 11, 2011)
All games



#23 ROY, Tina

Opponent	Date	gs	min	Total		3-Pointers		Free throws		Rebounds				pf	a	t/o	blk	stl	pts	avg
				fg-fga	pct	3fg-fga	pct	ft-fga	pct	off	def	tot	avg							
at Illinois	11/11/11		10	2-4	.500	1-2	.500	0-0	.000	0	0	0	0.0	0	0	1	0	0	5	5.0
ALABAMA A&M	11/14/11		5	0-1	.000	0-1	.000	0-0	.000	1	0	1	0.5	0	0	0	0	0	0	2.5
at Clemson	11/17/11		17	3-6	.500	1-3	.333	2-4	.500	0	2	2	1.0	2	0	1	0	0	9	4.7
#11/12 PENN STATE	11/20/11		7	2-7	.286	1-6	.167	0-0	.000	0	0	0	0.8	0	0	0	0	0	5	4.8
COLL. OF CHARLESTON	11/23/11		16	2-8	.250	2-6	.333	3-4	.750	1	2	3	1.2	0	0	1	0	1	9	5.6
PRESBYTERIAN	11/27/11		22	5-10	.500	5-9	.556	0-2	.000	0	4	4	1.7	0	0	1	0	2	15	7.2
at Xavier	11/30/11		14	1-4	.250	0-3	.000	0-0	.000	0	2	2	1.7	0	0	0	0	0	2	6.4
at NC State	12/04/11		6	0-4	.000	0-3	.000	0-0	.000	1	0	1	1.6	0	0	0	0	0	0	5.6
FURMAN	12/11/11		13	1-5	.200	0-4	.000	0-0	.000	1	0	1	1.6	2	0	0	0	1	2	5.2
Totals		0	110	16-49	.327	10-37	.270	5-10	.500	4	10	14	1.6	4	0	4	0	4	47	5.2

Games played: 9
 Minutes/game: 12.2
 Points/game: 5.2
 FG Pct: 32.7
 3FG Pct: 27.0
 FT Pct: 50.0

Rebounds/game: 1.6
 Turnovers/game: 0.4
 Steals/game: 0.4

#24 WELCH, Aleighsa

Opponent	Date	gs	min	Total		3-Pointers		Free throws		Rebounds				pf	a	t/o	blk	stl	pts	avg
				fg-fga	pct	3fg-fga	pct	ft-fga	pct	off	def	tot	avg							
at Illinois	11/11/11		16	1-2	.500	0-0	.000	0-0	.000	1	2	3	3.0	2	0	1	0	0	2	2.0
ALABAMA A&M	11/14/11		21	4-6	.667	0-0	.000	4-6	.667	4	5	9	6.0	1	1	2	1	0	12	7.0
at Clemson	11/17/11		16	2-4	.500	0-0	.000	2-2	1.000	1	4	5	5.7	3	1	0	0	0	6	6.7
#11/12 PENN STATE	11/20/11		20	1-4	.250	0-0	.000	0-0	.000	6	0	6	5.8	2	0	0	0	1	2	5.5
COLL. OF CHARLESTON	11/23/11		17	1-3	.333	0-0	.000	3-4	.750	5	4	9	6.4	2	0	2	1	0	5	5.4
PRESBYTERIAN	11/27/11		21	4-4	1.000	0-0	.000	1-2	.500	2	1	3	5.8	0	1	0	3	0	9	6.0
at Xavier	11/30/11		23	3-4	.750	0-0	.000	10-15	.667	6	2	8	6.1	1	1	1	2	3	16	7.4
at NC State	12/04/11		24	6-7	.857	0-0	.000	2-3	.667	1	4	5	6.0	1	0	0	4	0	14	8.3
FURMAN	12/11/11		22	2-6	.333	0-0	.000	1-2	.500	6	2	8	6.2	1	2	1	2	2	5	7.9
Totals		0	180	24-40	.600	0-0	.000	23-34	.676	32	24	56	6.2	13	6	7	13	6	71	7.9

Games played: 9
 Minutes/game: 20.0
 Points/game: 7.9
 FG Pct: 60.0
 FT Pct: 67.6

Rebounds/game: 6.2
 Assists/game: 0.7
 Turnovers/game: 0.8
 Assist/turnover ratio: 0.9
 Steals/game: 0.7
 Blocks/game: 1.4

#30 DECHEVA, Pamela

Opponent	Date	gs	min	Total		3-Pointers		Free throws		Rebounds				pf	a	t/o	blk	stl	pts	avg
				fg-fga	pct	3fg-fga	pct	ft-fga	pct	off	def	tot	avg							
at Illinois	11/11/11		5	0-0	.000	0-0	.000	0-0	.000	0	0	0	0.0	2	0	1	0	0	0	0.0
at Clemson	11/17/11		3	0-1	.000	0-1	.000	0-0	.000	0	0	0	0.0	0	0	0	0	0	0	0.0
COLL. OF CHARLESTON	11/23/11		5	0-0	.000	0-0	.000	0-0	.000	0	0	0	0.0	1	0	0	0	0	0	0.0
PRESBYTERIAN	11/27/11		3	0-0	.000	0-0	.000	0-0	.000	0	0	0	0.0	0	0	0	0	0	0	0.0
FURMAN	12/11/11		4	0-1	.000	0-1	.000	0-0	.000	0	0	0	0.0	0	1	0	0	0	0	0.0
Totals		0	20	0-2	.000	0-2	.000	0-0	.000	0	0	0	0.0	3	1	1	0	0	0	0.0

Games played: 5
 Minutes/game: 4.0
 FG Pct: 0.0
 3FG Pct: 0.0

Assists/game: 0.2
 Turnovers/game: 0.2
 Assist/turnover ratio: 1.0



2011-12 South Carolina Basketball
South Carolina Individual Game-by-Game (as of Dec 11, 2011)
All games



#33 IBIAM, Elem

Opponent	Date	gs	min	Total		3-Pointers		Free throws		Rebounds				pf	a	t/o	blk	stl	pts	avg
				fg-fga	pct	3fg-fga	pct	ft-fa	pct	off	def	tot	avg							
at Illinois	11/11/11		9	2-5	.400	0-0	.000	1-2	.500	3	1	4	4.0	3	0	1	0	0	5	5.0
ALABAMA A&M	11/14/11		4	0-2	.000	0-0	.000	0-0	.000	1	0	1	2.5	0	0	2	1	0	0	2.5
at Clemson	11/17/11		8	2-5	.400	0-0	.000	0-0	.000	3	1	4	3.0	1	0	2	0	0	4	3.0
COLL. OF CHARLESTON	11/23/11		11	1-2	.500	0-0	.000	2-2	1.000	2	2	4	3.3	2	0	1	0	0	4	3.3
PRESBYTERIAN	11/27/11		5	1-3	.333	0-0	.000	0-0	.000	2	1	3	3.2	2	0	1	1	0	2	3.0
at Xavier	11/30/11		9	1-3	.333	0-1	.000	1-2	.500	2	4	6	3.7	2	0	0	3	0	3	3.0
FURMAN	12/11/11		12	3-6	.500	0-0	.000	1-5	.200	0	2	2	3.4	4	0	1	2	1	7	3.6
Totals		0	58	10-26	.385	0-1	.000	5-11	.455	13	11	24	3.4	14	0	8	7	1	25	3.6

Games played: 7
 Minutes/game: 8.3
 Points/game: 3.6
 FG Pct: 38.5
 3FG Pct: 0.0
 FT Pct: 45.5

Rebounds/game: 3.4
 Turnovers/game: 1.1
 Steals/game: 0.1
 Blocks/game: 1.0

#TM TEAM

Opponent	Date	gs	min	Total		3-Pointers		Free throws		Rebounds				pf	a	t/o	blk	stl	pts	avg
				fg-fga	pct	3fg-fga	pct	ft-fa	pct	off	def	tot	avg							
at Illinois	11/11/11		0	0-0	.000	0-0	.000	0-0	.000	1	0	1	1.0	0	0	1	0	0	0	0.0
ALABAMA A&M	11/14/11		0	0-0	.000	0-0	.000	0-0	.000	3	0	3	2.0	0	0	0	0	0	0	0.0
at Clemson	11/17/11		0	0-0	.000	0-0	.000	0-0	.000	0	2	2	2.0	0	0	1	0	0	0	0.0
#11/12 PENN STATE	11/20/11		0	0-0	.000	0-0	.000	0-0	.000	0	0	0	1.5	0	0	2	0	0	0	0.0
COLL. OF CHARLESTON	11/23/11		0	0-0	.000	0-0	.000	0-0	.000	2	1	3	1.8	0	0	1	0	0	0	0.0
PRESBYTERIAN	11/27/11		0	0-0	.000	0-0	.000	0-0	.000	0	1	1	1.7	0	0	0	0	0	0	0.0
at Xavier	11/30/11		0	0-0	.000	0-0	.000	0-0	.000	2	1	3	1.9	0	0	0	0	0	0	0.0
at NC State	12/04/11		0	0-0	.000	0-0	.000	0-0	.000	2	3	5	2.3	0	0	0	0	0	0	0.0
FURMAN	12/11/11		0	0-0	.000	0-0	.000	0-0	.000	2	0	2	2.2	0	0	0	0	0	0	0.0
Totals		0	0	0-0	.000	0-0	.000	0-0	.000	12	8	20	2.2	0	0	5	0	0	0	0.0

Games played: 9

Rebounds/game: 2.2
 Turnovers/game: 0.6



2011-12 South Carolina Basketball
South Carolina Combined Team Statistics (as of Dec 11, 2011)
All games



RECORD:	OVERALL	HOME	AWAY	NEUTRAL
ALL GAMES	7-2	4-1	3-1	0-0
CONFERENCE	0-0	0-0	0-0	0-0
NON-CONFERENCE	7-2	4-1	3-1	0-0

#	Player	gp-gs	min	avg	Total		3-Point		F-Throw		Rebounds				pf	dq	a	to	blk	stl	pts	avg
					fg-fga	fg%	3fg-fga	3fg%	ft-fa	ft%	off	def	tot	avg								
05	GRANT, Markeshia	9-9	238	26.4	38-92	.413	11-38	.289	7-10	.700	9	14	23	2.6	11	0	19	10	1	11	94	10.4
21	BRUNER, Ashley	9-0	222	24.7	35-73	.479	0-0	.000	16-41	.390	37	32	69	7.7	23	0	15	11	11	21	86	9.6
24	WELCH, Aleighsa	9-0	180	20.0	24-40	.600	0-0	.000	23-34	.676	32	24	56	6.2	13	0	6	7	13	6	71	7.9
11	SUTTON, La'Keisha	9-9	251	27.9	23-87	.264	3-24	.125	20-28	.714	9	11	20	2.2	15	1	33	26	3	16	69	7.7
03	WALKER, leasia	9-9	254	28.2	20-69	.290	4-20	.200	12-19	.632	10	24	34	3.8	19	0	22	25	4	22	56	6.2
23	ROY, Tina	9-0	110	12.2	16-49	.327	10-37	.270	5-10	.500	4	10	14	1.6	4	0	0	4	0	4	47	5.2
12	STEPHENS, Charenee	9-9	141	15.7	16-34	.471	0-0	.000	8-11	.727	25	15	40	4.4	6	0	2	7	3	6	40	4.4
20	WHITE, Sancheon	9-0	123	13.7	11-47	.234	1-11	.091	11-19	.579	13	13	26	2.9	9	0	6	5	4	11	34	3.8
33	IBIAM, Elem	7-0	58	8.3	10-26	.385	0-1	.000	5-11	.455	13	11	24	3.4	14	0	0	8	7	1	25	3.6
01	WILSON, Ebony	8-0	78	9.8	4-6	.667	0-0	.000	6-10	.600	4	6	10	1.3	7	0	1	6	2	7	14	1.8
00	SELLERS, Imani	5-0	21	4.2	2-3	.667	1-2	.500	0-2	.000	0	3	3	0.6	5	0	1	0	2	0	5	1.0
22	NEWTON, Courtney	9-9	104	11.6	2-16	.125	2-13	.154	2-2	1.000	6	11	17	1.9	12	0	0	6	2	4	8	0.9
30	DECHEVA, Pamela	5-0	20	4.0	0-2	.000	0-2	.000	0-0	.000	0	0	0	0.0	3	0	1	1	0	0	0	0.0
Team											12	8	20				5					
Total.....		9	1800		201-544	.369	32-148	.216	115-197	.584	174	182	356	39.6	141	1	106	121	52	109	549	61.0
Opponents.....		9	1800		149-422	.353	16-69	.232	102-148	.689	106	215	321	35.7	164	-	77	201	45	59	416	46.2

TEAM STATISTICS	SC	OPP	Date	Opponent	Score	Att.
SCORING	549	416	11/11/11	at Illinois	w 71-52	770
Points per game	61.0	46.2	11/14/11	ALABAMA A&M	w 60-53	2118
Scoring margin	+14.8	-	11/17/11	at Clemson	w 65-48	938
FIELD GOALS-ATT	201-544	149-422	11/20/11	#11/12 PENN STATE	L 50-55	2391
Field goal pct	.369	.353	11/23/11	COLL. OF CHARLESTON	w 59-40	2314
3 POINT FG-ATT	32-148	16-69	11/27/11	PRESBYTERIAN	w 52-24	1752
3-point FG pct	.216	.232	11/30/11	at Xavier	w 67-56	1032
3-pt FG made per game	3.6	1.8	12/04/11	at NC State	L 53-55	1697
FREE THROWS-ATT	115-197	102-148	12/11/11	FURMAN	w 72-33	1827
Free throw pct	.584	.689				
F-Throws made per game	12.8	11.3				
REBOUNDS	356	321				
Rebounds per game	39.6	35.7				
Rebounding margin	+3.9	-				
ASSISTS	106	77				
Assists per game	11.8	8.6				
TURNOVERS	121	201				
Turnovers per game	13.4	22.3				
Turnover margin	+8.9	-				
Assist/turnover ratio	0.9	0.4				
STEALS	109	59				
Steals per game	12.1	6.6				
BLOCKS	52	45				
Blocks per game	5.8	5.0				
ATTENDANCE	10402	4437				
Home games-Avg/Game	5-2080	4-1109				
Neutral site-Avg/Game	-	0-0				

* - Conference game

Score by Periods	1st	2nd	Totals
South Carolina	262	287	549
Opponents	192	224	416