



2015-16 Women's Basketball SOUTH CAROLINA

Assoc. Media Relations Director: Diana Koval | Office: 803.777.7977 | Cell: 314.369.6050 | Email: dkoval@mailbox.sc.edu | Twitter: @DianaKovalSID
Website: www.GamecocksOnline.com | Twitter: @GamecockWBB | Instagram: @GamecockWBB | Facebook: @GamecockWBB

Game 26

Feb. 18, 2016 • 7 p.m. • Columbia, S.C. • Colonial Life Arena (18,000)

**South Carolina
Gamecocks**
24-1, 12-0 SEC



**Georgia
Bulldogs**
19-6, 7-5 SEC

Ranking: 3/2 (AP/Coaches)

Head Coach: Dawn Staley

Record at South Carolina: 179-75 (8th)

Career Record: 351-155 (16th)

Top Scorer: A'ja Wilson (16.7)

Top Rebounder: Alaina Coates (10.0)

Ranking: -/-

Head Coach: Joni Taylor

Record at UGA: 19-6 (1st)

Career Record: Same

Top Scorer: Tiaria Griffin (14.1)

Top Rebounder: Shacobia Barbee (9.2)

Schedule/Results

Nov. 13	#6/10 Ohio State (SECN+)	W, 88-80
Nov. 15	UNCG (SECN+)	W, 92-44
Nov. 18	at Clemson (ESPN3)	W, 67-41
Nov. 22	at UCLA (Pac-12 Network)	W, 68-65

*Waikiki Beach Marriott
Rainbow Wahine Showdown*

Nov. 27	vs. #16/18 Arizona State	W, 60-58
Nov. 28	vs. CSU Bakersfield	W, 90-71
Nov. 29	at Hawaii	W, 67-51

Dec. 6	#14/13 Duke (ESPN2)	W, 66-55
Dec. 13	Winthrop (SECN)	W, 86-37
Dec. 16	Hampton (SECN+)	W, 86-48

CresCom Bank Carolinas College Women's Challenge

Dec. 20	vs. East Carolina	W, 88-57
---------	-------------------	----------

Dec. 22	Elon (SECN+)	W, 78-63
Jan. 3	Arkansas* (ESPNU)	W, 85-32
Jan. 7	at Vanderbilt* (SECN^)	W, 71-61
Jan. 10	#20/- Missouri* (SECN)	W, 83-58
Jan. 14	at #9/9 Kentucky* (SECN)	W, 73-62
Jan. 17	#15/11 Texas A&M* (ESPN2)	W, 59-58
Jan. 21	at Auburn* (SECN+)	W, 74-58
Jan. 24	at #10/10 Miss. State* (ESPN2)	W, 51-57
Jan. 28	Ole Miss* (SECN+)	W, 81-62
Jan. 31	at #10/10 Texas A&M* (ESPN2)	W, 70-63
Feb. 4	#18/18 Kentucky* (SECN)	W, 78-68
Feb. 8	#1/1 Connecticut (ESPN2)	L, 54-66
Feb. 11	#16/19 Florida* (SECN+)	W, 86-71
Feb. 15	at #24/- Tennessee* (ESPN2)	W, 62-56
Feb. 18	Georgia* (SECN+)	7 p.m.
Feb. 22	at Alabama* (SECN)	7 p.m.
Feb. 25	at Ole Miss* (SECN^)	9 p.m.
Feb. 28	LSU* (ESPNU)	2 p.m.

SEC Tournament (Jacksonville, Fla.)

Mar. 2	First Round	TBA
Mar. 3	Second Round	TBA
Mar. 4	Quarterfinals	TBA
Mar. 5	Semifinals	TBA
Mar. 6	Final	TBA

*All Times Listed as Eastern and are subject to change
< indicates game played in Myrtle Beach, S.C.
* indicates SEC Game*

Game Information

Doors Open: 5:30 p.m.

Tickets: \$8 Adults, \$4 Youth (17 and under)

Live Stats: GamecocksOnline.com

Broadcast: SEC Network+ (Derek Scott, play-by-play; Caroline Cann, analyst)

Radio: 1320 AM/107.5 The Game (Brad Muller)

Series History

South Carolina Record	10-33
In Columbia	4-14
In Athens	3-15
At Neutral Site	3-4
Staley Era	6-6
First Meeting	UGA, 62-60, 2/13/76
Current Streak	Won 3

Last Five Meetings:

Date	Result	Location
2/5/15	W, 58-35	Athens
3/7/14	W, 67-48	Duluth, Ga.
2/27/14	W, 67-56	Columbia
1/13/13	L, 40-42	Athens
3/2/12	W, 59-55	Nashville, Tenn.












Game Notables

- South Carolina celebrates those who have fought breast cancer tonight in its annual Play 4 Kay game. In addition to the team wearing special pink warm-up shirts, the University's Zeta Tau Alpha chapter is hosting a lap of honor at halftime with the husband and son of South Carolina assistant coach and cancer survivor Nikki McCray-Penson leading cancer survivors on a lap around the court.
- The Gamecocks and Bulldogs have engaged in defensive battles throughout the Dawn Staley era with South Carolina getting the better of Georgia in the last three outings. Over the 12 games since Staley took the reins at South Carolina, neither team averages over 54.0 points in the series. In the last five meetings, a team has scored at least 60 points just twice.
- After clinching a share of its third SEC regular-season title with Monday's win at Tennessee, the Gamecocks can seal the out-right championship with a win tonight.
- The Gamecocks are among the country's top six programs in wins over the last five seasons (2011-12 to present) with 137. Their .835 winning percentage in that time is seventh-best in the nation.
- South Carolina's challenges at the free throw line have abated recently as the Gamecocks have shot 72.3 percent from the stripe over the last five games to lift their season percentage to .661. Despite the season-long challenge, South Carolina has delivered in the final five minutes of games throughout the year, making 68.4 percent of their attempts in the closing minutes of games. The crunch-time number has also gone up in the last five games, rising to 77.3 percent (34-of-44), which helped secure wins at #10/10 Texas A&M, vs. #18/18 Kentucky, #16/19 Florida and at #24/- Tennessee.
- The Gamecocks lead the SEC in six categories in league play – 73.2 points per game, +14.9 scoring margin, .461 field goal percentage, .333 3-point field goal percentage, 15.1 assists per game and 1.0 assist-to-turnover ratio.
- South Carolina is one of four teams to have multiple players named to the Wooden Award Late Season Top 20 with senior guard Tiffany Mitchell and sophomore forward A'ja Wilson tapped among the nation's best.
- Wilson has scored in double figures in all but three games this season and has a team-high seven 20-point outings, including two of the last five games.
- Junior center Alaina Coates ranks among NCAA Division I active career leaders in field goal percentage (5th, .611), rebounding average (20th, 8.6) and double-doubles (18th, 35).
- In the last five games, Coates leads the team in steals with 11, including a career-high four at #24/- Tennessee.

#TheShowSC

South Carolina head coach Dawn Staley selected this season's theme as "The Show" to recognize all the elements that go into what has become one of the nation's premier programs. For the first time the theme is not focused on the team itself. Instead, Staley wanted to showcase the state of South Carolina, the fans, the band, the cheerleaders, the program, the University and how they have come together to support her team.

2015-16 South Carolina Media Roster

1		Bianca Cuevas 5-6 • So. • Guard • Bronx, N.Y. <i>kway-VAHS</i> PPG 6.2 RPG 1.4 APG 1.6 FG% .342 FT% .727	LAST GAME: 2 pts, 2 assts, 2 stls at Tennessee NOTABLE: Lightning-quick guard who finishes well in traffic ... scored in double figures 6x ... ≥ 3 steals 4x this season ... solid floor management vs. UK ... 2014 McDonald's All-America.	Career Highs Pts: 21 at Ole Miss, 2/1/15 Reb: 4, 6x, vs. Duke, 12/6/15 Asst: 6 vs. CSUB, 11/28/15 Stl: 5 vs. Missouri, 1/10/16
4		Doniyah Cliney 6-0 • R-Fr. • Guard • Newark, N.J. <i>dawn-YAY CLY-nee</i> PPG 3.5 RPG 1.0 APG 0.8 FG% .406 FT% .563	LAST GAME: 2 pts, 1 reb at Tennessee NOTABLE: Athletic guard with good court vision, improving constantly since return from hand injury ... started the last two games ... solid mins vs. UK filling in for injured starters ... won two HS state titles.	Career Highs Pts: 10 vs. Florida, 2/11/16 Reb: 3, 2x, vs. Florida, 2/11/16 Asst: 3 at Auburn, 1/21/16 Stl: 2 vs. Florida, 2/11/16
5		Khadijah Sessions 5-8 • Sr. • Guard • Myrtle Beach, S.C. <i>kuh-DEE-zhuh SESH-uns</i> PPG 6.7 RPG 2.4 APG 2.4 FG% .481 FT% .658	LAST GAME: 13 pts, 2 reb at Tennessee NOTABLE: Team captain ... best FG %age of career ... in SEC play, 8.3 ppg on 52.7% FG, including clutch shots in 5 comeback wins ... handed out ≥4 assists 8x and scored ≥10 pts 6x ... 9th in SEC in steals (2.0).	Career Highs Pts: 19 vs. Auburn, 2/3/13 Reb: 6 vs. Clemson, 11/20/14 Asst: 8 vs. NC Central, 12/1/14 Stl: 4, 14x, vs. TAMU 1/17/16
22		A'ja Wilson 6-5 • So. • Forward • Hopkins, S.C. <i>A-zhuh</i> PPG 16.7 RPG 8.9 BPG 3.2 FG% .538 FT% .718	LAST GM: 25 pts, 6 rebs, 5 blks at Tennessee NOTABLE: Has 10 dbl-dbls, 3.2 bpg (11th in NCAA) ... SEC top 5 in ppg, rpg, FG% ... last 5 gms, 19.2 ppg ... 4x SEC Plyr of Wk. ... Naismith, Wooden and Drysdale Watch Lists ... 1st SC fr. to earn All-America.	Career Highs Pts: 28 vs. Duke, 12/6/15 Reb: 19 at Kentucky, 3/1/15 Blks: 8, 2x, vs. TAMU, 1/17/16 Stl: 3, 4x, vs. C. Mich., 12/20/14
23		Tina Roy 5-11 • Sr. • Guard • Kaplan, La. PPG 6.4 RPG 1.5 APG 2.5 FG% .331 FT% .444	LAST GM: 8 pts, 3 rebs, 3 assts at Tennessee NOTABLE: Team captain ... in SEC play – 8.6 ppg, .397 3FG %age (31-of-78) ... overall, 4th in SEC in 3s/gm (2.0) ... ≥4 3s in 5 games ... 2nd on team in assists vs. SEC teams (2.6).	Career Highs Pts: 21 vs. Arkansas, 1/3/16 Reb: 8 at Miss. St., 2/6/14 Asst: 10 vs. Sav. St., 12/14/14 Stl: 3, 2x, vs. Ole Miss, 1/28/16
24		Sarah Imovbioh 6-2 • Sr. • Forward • Abuja, Nigeria <i>ih-MOE-vee-o</i> PPG 4.6 RPG 5.1 APG 0.2 FG% .618 FT% .449	LAST GM: 3 rebs, 13 mins at Tennessee NOTABLE: Great energy, still learning SC system ... ≥10 rebs 3x, ≥10 pts 3x, 1 double-double ... 2nd on team in FG %age ... avg. dbl-dbl in 2014-15, 10.8 rpg (19th in nation, 1st in ACC) and 12.6 ppg playing at Uva.	Career Highs Pts: 19 vs. Hampton, 12/16/15 Reb: 12 vs. ECU, 12/20/15 Asst: 2, 2x, vs. Missouri, 1/10/16 Stl: 2, 2x, at Clemson, 11/18/15
25		Tiffany Mitchell 5-9 • Sr. • Guard • Charlotte, N.C. PPG 14.7 RPG 2.9 APG 2.4 FG% .411 FT% .827	LAST GM: 12 pts, 2 rebs, 2 assts at Tennessee NOTABLE: Team captain ... ≥10 pts all but two games ... 8th in SEC in ppg, 3rd in FT%age ... vs. SEC – 15.4 ppg, 2.8 apg, 1.8 spg ... Naismith, Wooden, Drysdale and Staley Watch Lists ... 2x SEC POY, All-America.	Career Highs Pts: 25 vs. Georgia, 2/27/14 Reb: 11, 5x, at Arkansas, 1/2/14 Asst: 9 at SDSU, 11/23/13 Stl: 7 vs. NC Central, 12/1/14
31		Asia Dozier 6-0 • Sr. • Guard/For. • Columbia, S.C. <i>DOE-zhur</i> PPG 3.2 RPG 1.1 APG 2.0 FG% .339 FT% .833	LAST GAME: 1 reb, 1 asst at Texas A&M NOTABLE: Two-time team captain ... cerebral player, nurturing leader ... started 10 games ... always seems to deliver timely points or defensive play ... suffered right hand injury at Texas A&M, return is day-to-day.	Career Highs Pts: 16, 2x, at SDSU, 11/23/13 Reb: 10 vs. Elon, 11/9/12 Asst: 6, 3x, vs. UNCG, 11/15/15 Stl: 2, 9x, vs. Hampton, 12/16/15
40		Jatarie White 6-4 • So. • Forward • Charlotte, N.C. <i>juh-TAR-ee</i> PPG 3.2 RPG 3.2 APG 0.5 FG% .370 FT% .628	LAST GAME: 1 reb, 3 mins at Tennessee NOTABLE: Solid play not always in the box score ... steadily improving on both sides of ball ... grabbed at least 5 rebs 7 times this season ... ≥10 points two times this season ... 2014 WBCA, McDonald's All-America.	Career Highs Pts: 14 vs. ECU, 12/20/15 Reb: 9 vs. Winthrop, 12/13/15 Blk: 4 vs. Winthrop, 12/13/15 Stl: 2 vs. Syracuse, 3/22/15
41		Alaina Coates 6-4 • Jr. • Center • Irmo, S.C. <i>uh-LAY-nuh COATS</i> PPG 12.0 RPG 10.0 BPG 1.4 FG% .678 FT% .519	LAST GM: 10 rebs, 4 stls at Tennessee NOTABLE: SEC-best 13 dbl-dbls (1 triple) – 8 in SEC play ... avg dbl-dbl overall and in SEC ... 16th in nation in dbl-dbls, 32nd rpg (1st in SEC) ... shooting 73.3% in SEC play ... Naismith Watch List ... 2x All-SEC.	Career Highs Pts: 29 vs. Winthrop, 12/13/15 Reb: 17 vs. Kentucky, 1/9/14 Blk: 10 vs. Winthrop, 12/13/15 Asst: 6 at Texas A&M, 1/31/16
44		India Farmer 6-0 • Jr. • Forward • N. Myrtle Beach, S.C. PPG 0.0 RPG 14.0 APG 0.0 FG% .000 FT% --	LAST GAME: 1 reb in 3 mins vs. Arkansas NOTABLE: Played in 4 games this season after seeing action in 16 in 2014-15, including five SEC and three postseason ... great team player ... works hard with good attitude.	Career Highs Pts: 3, 2x, vs. Alabama, 1/19/14 Reb: 3 vs. NC Central, 12/2/13 Blk: 2 vs. UNCG, 11/15/15 Stl: 1 at Florida, 1/19/15

Starter

Reserve

Gamecocks' Five-Second Count

South Carolina is enjoying its most successful period in program history, clinching at least a share of its third-straight SEC regular-season title. The 2016 Senior Class has gone 112-17, winning 87.4 percent of its games, to rival the 2015 class's four-year record of 113 wins and .813 winning percentage for the best in program history. South Carolina has not finished outside the SEC's top four in five campaigns. Nationally, 69 straight AP Poll appearances is the new program record.

In the last two seasons, three Gamecocks have earned All-America honors, including two on the 2015-16 squad, and seven have earned All-SEC selection, including three on this season's roster.

Quick Facts

The University

Location: Columbia, S.C.
Founded: 1801
Enrollment: 32,972
Colors: Garnet (PMS 202C) and Black
Nickname: Gamecocks
Conference: Southeastern
President: Dr. Harris Pastides
Athletics Director: Ray Tanner
Facility: Colonial Life Arena (18,000)

Coaching Staff

Head Coach: Dawn Staley
Alma Mater: Virginia, 1992
Overall Record: 351-155 (16th season)
School Record: 179-75 (8th season)
Assoc. Head Coach (Alma Mater):
 Lisa Boyer (Ithaca, 1979)
Assistant Coaches (Alma Mater):
 Nikki McCray-Penson (Tennessee, 1995)
 Fred Chmiel (Excelsior, 2001)

Team Information

2014-15 Record: 34-3
 Home: 16-0 Away: 9-2 Neutral: 9-1
SEC Record (Finish): 15-1 (T-1st)
 Home: 8-0 Away: 7-1
Letterwinners Returning/Lost: 11/3
Starters Returning/Lost: 3/2

Program History

First Year of Women's Basketball: 1974-75
All-Time Record: 759-504 (42nd season)
All-Time SEC Record: 143-201 (25th season)
NCAA Appearances (Last): 12 (2015)
NCAA Tournament Record: 17-12
2015 NCAA Result: Final Four; L, 65-66, Notre Dame; Tampa, Fla.
WNIT Appearances (Last): 4 (2011)
WNIT Record: 3-4

Media Relations

Women's Basketball Contact: Diana Koval
Office: 803.777.7977
Cell: 314.369.6050
Email: dkoval@mailbox.sc.edu
Press Row Phone: 803.777.6182
Athletics Department on the Web
Website: GamecocksOnline.com
Twitter: @GamecocksOnline
Instagram: @GamecocksOnline
Facebook: Facebook.com/GamecocksOnline
YouTube: YouTube.com/GamecocksOnline
Women's Basketball on Twitter
Team: @GamecockWBB
Head Coach: @DawnStaley

By the Numbers

	2	5	7	72.3
2	Stats in which junior center Alaina Coates leads the SEC and ranks among the top 35 in the nation – rebounding (10.0, 32nd) and double-doubles (13, 16th)			
3	20-point games by senior guard Tiffany Mitchell in her last seven games			
5	Straight 20-win seasons by South Carolina, which had recorded just two in its first 20 years in the SEC			
5	Stats in which senior guard Tiffany Mitchell ranks among the nation's top 30 active leaders – 3-point field goal percentage (7th, .409), games played (10th, 129), free throws made (414, 20th), free throw attempts (24th, 536), total points (29th, 1,731)			
7	20-point games this season by A'ja Wilson, including four against SEC foes, who were all nationally ranked			
8	Of South Carolina's 12 SEC games that have been against a nationally ranked team, including three top-10 matchups			
8.3	Points per SEC game scored by senior guard Khadijah Sessions, who averaged just 4.9 last season			
9	Games in which Tina Roy has hit at least three 3-pointers, including six in SEC play			
21	Games in which at least three Gamecocks have scored in double figures, including 11 games with four or more in double figures			
23	Games in which South Carolina has shot a higher percentage that its opponent, including 14 games shooting at least 45.0 percent			
24	Double-doubles by the Gamecocks this season, the most of any team in the league			
72.3	Percent free throw shooting by the Gamecocks over their last five games, led by Mitchell's 94.4 percent			

Georgia Series Notes

The Bulldogs lead the series 33-10, but the Gamecocks have won four of the last five meetings and are 6-6 against Georgia in the Dawn Staley era. In nine of those 12 games, at least one team has been nationally ranked, including four games in which both teams were ranked. Georgia is 14-4 against South Carolina in Columbia, including a 2-2 record in its last four trips to Colonial Life Arena.

Current Streaks

	Total	Home	Road	Neut.
Overall	W2	W1	W9	W3
SEC	W12	W24	W6	—
Non-Conference	W12	W24	W3	W3
Ranked Teams	W2	W1	W4	W1

Since Staley's arrival for the 2008-09 season, defense has dominated the series with both teams averaging 54.0 or fewer points over the 12 games. A team has scored 65 or more points just five times and never both teams in the same game. Each team has been held under 40 points once in the series, including the Bulldogs' 35-point outing in last season's contest in Athens.

In that 58-35 South Carolina victory on Feb. 5, 2015, the then-No. 1/1 Gamecocks held then-No. 22/21 Georgia to just 20.7 percent shooting, including 17.9 percent in the first half, and out-rebounded the Bulldogs 50-38. Bianca Cuevas led the Gamecocks in scoring with 16 points in just 20 minutes on the court.

South Carolina's results vs. Georgia since the arrival of head coach Dawn Staley:

Date	W/L	Score	Site	Rank (SC/UGA)
2/5/15	W	58-35	A	1/22
3/7/14	W	67-48	N	5/-
2/27/14	W	67-56	H	4/-
1/13/13	L	40-42	A	18/13
3/2/12	W	59-55	N	25/16
2/16/12	L	49-61	H	25/18
3/4/11	L	34-66	N	-/-
1/27/11	W	57-48	H	-/20
1/2/11	L	51-61	A	-/-
2/25/10	L	49-65	H	-/24
2/7/10	W	52-42	A	-/14
1/11/09	L	63-69	A	-/-

Home Sweet Home

With a 12-1 mark this season, the Gamecocks have won 46 of their last 47 games at Colonial Life Arena. Prior to this season, South Carolina turned in back-to-back perfect seasons, going 16-0 at home in 2013-14 and 2014-15.

South Carolina is 406-156 (.722) at home, including a 161-59 (.732) record at Colonial Life Arena. Head coach Dawn Staley owns a 95-26 (.785) record at home.

SEC Title Talk

South Carolina joined elite company with its third-straight SEC regular-season title, which the Gamecocks

Tale of the Tape

Georgia				South Carolina			
Overall	SEC Rank	SEC Only	SEC Rank	Overall	SEC Rank	SEC Only	SEC Rank
19-6		7-5		Overall Record	24-1	12-0	
12-3		3-3		Home Record	12-1	6-0	
6-3		4-2		Away Record	9-0	6-0	
1-0				Neutral Record	3-0		
64.7	10th	58.1	9th	Points Per Game	74.9	2nd	73.2
52.0	1st	54.4	1st	Opp. Points Per Game	57.4	5th	58.3
.405	9th	.384	9th	Field Goal %age	.461	1st	.461
.341	1st	.366	3rd	Opp. Field Goal %age	.353	2nd	.366
.324	3rd	.328	2nd	3-Pt. Field Goal %age	.319	5th	.333
.236	1st	.232	1st	Opp. 3-Pt. Field Goal %age	.285	6th	.250
.652	11th	.656	10th	Free Throw %age	.661	10th	.659
10.2		10.5		FTs Made Per Game	16.1		17.1
41.2	3rd	36.8	7th	Rebounds Per Game	40.8	4th	38.3
+6.0	5th	+1.0	8th	Rebounding Margin	+7.5	2nd	+4.8
15.7	2nd	13.0	6th	Assists Per Game	14.7	5th	15.1
+2.8	5th	+1.1	4th	Turnover Margin	+1.1	9th	+0.8
8.4	9th	8.4	8th	Steals Per Game	8.4	9th	8.6
3.6	9th	3.3	6th	Blocks Per Game	5.4	1st	4.9

clinched at least a share of with Monday's win at Tennessee. Head coach Dawn Staley's team became just the third program to win three straight titles, joining Tennessee (2000-2004 and 1993-1995) and Auburn (1987-89).

Conference Confidence

With a perfect 12-0 record so far this season, the Gamecocks have won 41 of their last 44 SEC regular-season games, beginning with the 2014 league opener at Arkansas. Only one other program has amassed 40 or more wins over a three-year span as Tennessee has reached the number 10 times. The SEC's best three-season win total is 43, set by the Lady Vols in 2012 as they went 43-5 (2010-12) en route to two league titles. Tennessee also holds the best three-season win percentage, going undefeated (11-0) in its 1993, 1994 and 1995 campaigns.

Ranked Readings

The Gamecocks have played 12 games against ranked teams this season with an 11-1 record. The win total includes four against top-10 teams and broke last season's school record of 10 wins against nationally ranked foes. In 2014-15, five of the 10 wins were against top-10 foes.

This season against ranked teams, South Carolina averages 69.7 points on 43.2 percent field goal shooting while holding its opponent to 62.2 points per game on 36.2 percent shooting. Sophomore forward A'ja Wilson leads the offense with 19.3 points per game to go with her 9.8 rebounds per outing. Junior center Alaina Coates averages a double-double against ranked teams this season – 10.6 points, 10.4 rebounds. Senior guard

Tiffany Mitchell adds 14.0 points per game against ranked opponents.

In the eight games against ranked SEC opponents, the Gamecocks are out-performing their early-season tangles with the nation's elite. In those eight outings, South Carolina averages 71.0 points on 44.0 percent shooting and holds opponents to 60.9 points per game on 36.5 percent shooting.

After posting a 24-9 record against ranked opponents since the start of the 2013-14 season, head coach Dawn Staley has a 36-43 mark vs. the nation's best teams during her South Carolina tenure, highlighted by a 24-8 mark when the Gamecocks carry a better ranking than their opponent into the contest.

SEC Story

Head coach Dawn Staley has steadily lifted the Gamecocks' national profile by building the Gamecocks into a consistent SEC contender with now three straight regular-season titles, shirking decades of difficulty in the nation's best women's basketball conference.

In her eighth season at the helm, Staley boasts a 79-43 (.648) SEC regular-season record and has finished outside the league's top five just twice – an unprecedented achievement for a program that had finished INSIDE the top five only two times in the previous 17 seasons. Staley's 79 wins include now five seasons of double-digit league victories – 10 in 2012, 11 in 2013, an SEC-best 14 in 2014 and 15 in 2015, and currently 12 in 2016.

Staley's SEC regular-season record includes a 44-18 (.710) mark at home and a 35-25 (.583) slate on the road.

Poll Position

South Carolina remains at No. 2 in the nation in the USA Today Coaches Poll while dropping to No. 3 in the AP poll this week, marking the 33rd-straight time the Gamecocks have been ranked among the nation's top three teams. South Carolina has held a top-10 position in the Associated Press poll for 44 straight weeks and been ranked in the AP top 25 for 69 consecutive weeks (beginning Dec. 10, 2012), breaking the school record of 62 from Feb. 27, 1979 through Jan. 9, 1983.

Strength in Numbers

Based on cumulative opponent winning percentage, South Carolina currently has the 21st toughest schedule

In the National Rankings

(thru games of 2/15)

Team	SEC	NCAA	Actual
Scoring Offense	2	30	74.8
Scoring Defense	5	48	57.4
Scoring Margin	2	12	+17.3
Field Goal Percentage	1	13	.461
Field Goal %age Def.	2	21	.353
3-Point FG %age	5	135	.319
3-Point FG %age Def.	6	59	.285
3-Point FG Made/Gm.	6	192	5.2
Free Throw Percentage	10	261	.661
Rebounding Offense	4	—	40.8
Rebounding Defense	3	—	33.4
Rebounding Margin	2	30	+7.5
Assists	5	74	14.7
Steals	9	124	8.4
Turnover Margin	9	128	+1.1
Turnovers	—	53	14.3
Assist-to-Turnover Ratio	2	52	1.0
Blocked Shots	1	18	5.4
Home Attendance Avg.	1	1	14,727

Alaina Coates	SEC	NCAA	Actual
Scoring	19	—	12.0
Rebounding	1	32	10.0
Blocks	6	133	1.4
Double-Doubles	1	16	13

Tiffany Mitchell	SEC	NCAA	Actual
Scoring	8	188	14.7
FT Percentage	3	72	.827
Steals	14	—	1.6
3FG Made/Game	10	—	1.7

Tina Roy	SEC	NCAA	Actual
3FG Made/Game	4	180	2.0

Khadijah Sessions	SEC	NCAA	Actual
Steals	9	196	1.8

A'ja Wilson	SEC	NCAA	Actual
Scoring	3	95	16.7
Rebounding	4	77	8.9
FG Percentage	2	33	.538
FT Percentage	10	—	.718
Blocks	1	11	3.2
Off. Rebounds	12	—	2.8
Double-Doubles	2	40	10

2015-16 Double-Doubles

Alaina Coates (13)

11/13	Ohio State	17 pts/13 rebs
11/22	at UCLA	12 pts/12 rebs
12/13	Winthrop	29 pts/16 rebs/10 blks
12/16	Hampton	22 pts/12 rebs
12/20	vs. East Carolina	10 pts/15 rebs
1/3	Arkansas	11 pts/10 rebs
1/7	at Vanderbilt	11 pts/10 rebs
1/10	Missouri	13 pts/12 rebs
1/21	at Auburn	17 pts/10 rebs
1/28	Ole Miss	13 pts/14 rebs
1/31	at Texas A&M	12 pts/10 rebs
2/4	Kentucky	27 pts/13 rebs
2/11	Florida	14 pts/11 rebs

Sarah Imovbioh (1)

11/15	UNCG	14 pts/11 rebs
-------	------	----------------

A'ja Wilson (10)

11/13	Ohio State	20 pts/14 rebs
11/15	UNCG	19 pts/10 rebs
11/22	at UCLA	11 pts/10 rebs
11/27	vs. Arizona State	18 pts/11 rebs
12/6	Duke	28 pts/11 rebs
12/20	vs. East Carolina	15 pts/10 rebs
1/3	Arkansas	11 pts/10 rebs
1/10	Missouri	11 pts/11 rebs
1/14	at Kentucky	26 pts/13 rebs
1/31	at Texas A&M	27 pts/10 rebs

2015-16 Awards

Alaina Coates

Naismith Midseason Watch List
Wooden Award Watch List
SEC Player of the Week (Jan. 26-Feb. 1)
Preseason All-SEC First Team (Media, Coaches)

Bianca Cuevas

Rainbow Wahine Showdown All-Tournament

Tiffany Mitchell

Wooden Award Late Season Top 20
CoSIDA Academic All-District
USBWA Ann Meyers Drysdale Midseason List
Naismith Midseason Watch List
Dawn Staley Award Watch List
Senior CLASS Award candidate
Preseason All-America (AP, Lindy's, Athlon, SI, ESPN)
Preseason All-SEC First Team (Media, Coaches)
Preseason SEC Player of the Year (Media, Coaches)

A'ja Wilson

Wooden Award Late Season Top 20
USBWA Ann Meyers Drysdale Midseason List
2015 USA Basketball Female Athlete of the Year
Naismith Midseason Watch List
Rainbow Wahine Showdown Tournament MVP
Preseason All-America 2nd Team (Lindy's, SI, ESPN)
Preseason All-America Honorable Mention (AP)
Preseason All-SEC First Team (Media, Coaches)
SEC Player of the Week (Nov. 13-16; Nov. 24-30; Dec. 1-7; Jan. 12-18)
ESPN National Player of the Week (Jan. 12-18)

Gamecocks in 2015-16 National Polls

Poll	Pre	11/16	11/23	11/30	12/7	12/14	12/21	12/28	1/4	1/11	1/18	1/25	2/1	2/8	2/15	2/22	3/1	3/8	3/16	Final
Associated Press	2	2	2	2	2	2	2	2	2	2	2	2	2	2	3					
Coaches	2	2	2	2	2	2	2	2	2	2	2	2	2	2	2					

in the nation. The 26 teams the Gamecocks will face this season have a current winning percentage of .608. The SEC and Pac-12 dominate the top 30 schedules with seven entries each.

With 12 games away from Columbia so far this season, the Gamecocks are third in the RPI – best in the SEC with Texas A&M (14), Tennessee (15), Kentucky (18), Florida (22) and Mississippi State (25) and also among the top 25. Georgia (26), Missouri (33) and Auburn (49) are in the top 50.

Location, Location, Location

South Carolina averages 39.1 points in the paint this season, making up 52.3 percent of the Gamecocks' offense. No opponent has out-scored South Carolina in the paint this season (Vanderbilt and UConn tied), and the Gamecocks have out-paced their opponents in that space by 16.7 points per game.

In 12 games against ranked opponents this season, South Carolina has out-scored its foes in the paint by 13.8 points per game. The Gamecocks average 12.9 points in the paint per game more than their SEC opponents.

South Carolina's interior advantage has been at least 20 points in 10 of the team's 25 games this season, including three games against ranked teams – #6/10 Ohio State (32), #16/18 Arizona State (26) and #15/10 Texas A&M (20). The season-high advantage of 34 points has happened twice – against Arkansas (Jan. 3) and UNCG (Nov. 15).

Be Aggressive

Led by arguably among the best frontcourts in the nation, South Carolina leads the country in free throw attempts (608) and is fourth in free throws made (402). The Gamecocks attempt 24.3 free throws per game on the season, including 25.9 per SEC contest.

South Carolina is shooting 66.1 percent from the free throw line – a number that has been steadily on the rise recently after hitting 71.4 percent in the last three games and 72.3 percent in the last five. Two Gamecocks rank among the SEC's top percentage free throw shooter in league play – Tiffany Mitchell (4th, .825) and A'ja Wilson (10th, .737) – who also lead the team in free throw attempts in league play.

This season, South Carolina has outscored its opponent on the free throw line 20 times, including 10 SEC games. The Gamecocks have made at least 20 free throws seven times this season – 23 vs. #6/10 Ohio State (Nov. 13), 21 vs. East Carolina (Dec. 20), 32 vs. #20/- Missouri (Jan. 10), 20 at #10/10 Texas A&M (Jan. 31), 24 vs. #18/18 Kentucky (Feb. 4), 22 vs. #16/19 Florida, 22 at #24/- Tennessee.

Team Specialty Stats

South Carolina-Opponent

	Pts. in Paint	Pts. Off TOs	2nd Chance Pts	Fast Break Pts
11/13 OSU	52-20	20-14	21-8	16-9
11/15 UNCG	52-18	29-4	16-10	13-8
11/18 at Clem.	24-16	21-2	22-11	8-0
11/20 at UCLA	30-20	8-17	10-9	4-6
11/27 vs. ASU	42-16	18-20	8-9	2-0
11/28 vs. CSUB	48-20	16-7	7-7	2-0
11/29 at Hawaii	36-18	23-5	12-11	6-0
12/6 Duke	42-24	15-6	18-9	15-6
12/13 Winthrop	50-18	20-9	14-10	19-6
12/16 Hampton	42-22	7-18	17-1	2-10
12/20 vs. ECU	46-18	16-6	17-11	2-0
12/22 Elon	40-32	21-17	14-10	9-8
1/3 Ark.	44-10	28-8	20-5	16-2
1/7 at VU	30-30	12-12	6-9	10-6
1/10 Mizzou	34-22	17-9	10-7	14-4
1/14 at UK	38-34	16-9	15-12	0-12
1/17 TAMU	42-22	24-19	8-9	10-10
1/21 at Aub.	36-16	16-15	9-14	8-4
1/24 at MSU	28-10	4-13	6-4	14-6
1/28 Miss.	46-34	18-8	17-7	15-8
1/31 at TAMU	40-24	22-15	14-16	10-17
2/4 UK	44-38	15-13	17-15	12-8
2/8 UConn	30-30	4-6	6-8	0-10
2/11 Fla.	38-32	19-21	8-17	19-13
2/15 at Tenn.	24-18	16-6	2-13	6-10
2/18 Ga.				
2/22 at Ala.				
2/25 at Miss.				
2/28 LSU				
Season Avg.	39.1-22.5	17.0-11.2	12.6-9.7	9.2-6.4
SEC Avg.	37.0-24.2	17.2-12.3	11.0-10.7	11.2-8.3

Starters vs. Bench Points

	SC Starters	Opp. Starters	SC Bench	Opp. Bench
11/13 OSU	58	70	30	10
11/15 UNCG	52	33	40	11
11/18 at Clem.	38	33	29	8
11/22 at UCLA	57	55	11	10
11/27 vs. ASU	39	38	21	20
11/28 vs. CSUB	56	47	34	24
11/29 at Hawaii	46	36	21	15
12/6 Duke	64	45	2	10
12/13 Winthrop	55	30	31	7
12/16 Hampton	69	35	17	15
12/20 vs. ECU	58	47	30	10
12/22 Elon	59	52	19	11
1/3 Ark.	65	24	20	8
1/7 at VU	50	35	21	26
1/10 Mizzou	54	38	29	20
1/14 at UK	59	51	14	11
1/17 TAMU	50	53	9	5
1/21 at Aub.	47	44	27	14
1/24 at MSU	45	46	12	5
1/28 Miss.	52	38	29	24
1/31 at TAMU	69	53	1	10
2/4 UK	63	46	15	22
2/8 UConn	31	61	23	5
2/11 Fla.	65	28	21	43
2/15 at Tenn.	52	29	10	27
2/18 Ga.				
2/22 at Ala.				
2/25 at Miss.				
2/28 LSU				
Season Avg.	54.2	42.6	20.6	14.8
SEC Avg.	55.9	40.4	17.3	17.9

Balancing Act

Six different Gamecocks have been the team's high scorer in a game at least once, but often the high scorer has several teammates on her heels. In a constant search for balance, the Gamecocks' top scorer in a game has accounted for less than one-third of the team's points in all but eight games – #14/13 Duke, Winthrop, at #9/9 Kentucky, #15/11 Texas A&M, at #10/10 Mississippi State, at #10/10 Texas A&M, #18/18 Kentucky, at #24/- Tennessee. South Carolina has had four or more players score in double figures 11 times in 25 games with just four games of two or fewer double-figure scorers.

Overall, three Gamecocks average double-figure points – A'ja Wilson 16.7 ppg, Tiffany Mitchell 14.7, Alaina Coates 12.0 – with three others scoring at least

6.2 points per game – Khadijah Sessions 6.7, Tina Roy 6.4, Bianca Cuevas 6.2 ppg.

In SEC play, the balance of offense is only slightly contracted with Wilson at 16.5 ppg, Mitchell at 15.4 ppg and Coates at 11.5 to go along with Roy's 8.6 ppg and Sessions' often timely 8.3 ppg.

Diversified Assets

Head coach Dawn Staley has compiled an arsenal of offensive weapons that keeps growing throughout the season with no one Gamecock consistently dominating the stat line, especially on offense.

While nine different Gamecocks have been the team's top scorer in at least one quarter this season, no Gamecock has led the team in scoring for all four quarters of a game. A single player has topped the team in three quarters just 10 times – Alaina Coates (Winthrop, Kentucky), Tiffany Mitchell (at Clemson, at Vandy, Florida) and A'ja Wilson (vs. CSUB, Duke, at Kentucky, Texas A&M, at Tennessee). Conversely, a different Gamecock has led each quarter of a game eight times (Ohio State, UNCG, Hampton, vs. East Carolina, Arkansas, Missouri, at Auburn, Ole Miss).

A Little Help From My Friends

Playing under one of the best point guards in U.S. women's basketball history, South Carolina has always been committed to finding the teammate with the best shot, and the Gamecocks currently lead the SEC with 15.1 assists per conference game. After assisting on just 45.9 percent of its field goals (158 of 344) to start the season, South Carolina has rediscovered its roots in league play, handing out assists on 181 of 304 made field goals (59.5 percent). Senior Tiffany Mitchell, who is second on the team in scoring in SEC games (15.4), also leads the team in assists (2.8).

Overall, South Carolina has assisted on at least 50.0

All-Time Records vs. SEC Teams

Opponent	Overall	Under Staley	SEC Season	SEC Tourn.	H	A	N	Streak	Last
Alabama	21-15	11-0	16-12	2-2	11-5	8-8	2-2	Won 11	W: 85-54, 1/29/15 (H)
Arkansas	15-17	8-3	14-15	1-2	9-5	5-10	1-2	Won 7	W: 85-32, 1/3/16 (H)
Auburn	19-21	7-3	14-15	1-1	11-7	7-12	1-2	Won 4	W: 74-58, 1/21/16 (A)
Florida	15-20	7-4	13-18	0-2	7-10	8-8	0-2	Won 7	W: 86-71, 2/11/16 (H)
Georgia	10-33	6-6	7-21	2-2	4-14	3-15	3-4	Won 3	W: 58-35, 2/5/15 (A)
Kentucky	24-33	8-9	20-25	0-2	17-9	7-20	0-4	Won 2	W: 78-68, 2/4/16 (H)
LSU	9-22	6-5	7-22	2-0	4-10	3-12	2-0	Won 5	W: 74-54, 3/7/15 (N)
Ole Miss	19-17	9-2	15-12	2-4	11-4	6-8	2-5	Won 7	W: 81-62, 1/28/16 (H)
Miss. State	16-16	7-3	15-14	0-2	10-5	6-9	0-2	Won 7	W: 57-51, 1/24/16 (A)
Missouri	4-1	3-1	3-1	—	2-0	1-1	1-0	Won 3	W: 83-58, 1/10/16 (H)
Tennessee	5-45	4-8	3-26	1-3	2-19	2-21	1-5	Won 3	W: 62-56, 2/15/16 (A)
Texas A&M	3-3	3-3	3-2	0-1	2-1	1-1	0-1	Won 3	W: 70-63, 1/31/16 (A)
Vanderbilt	13-21	8-2	13-18	0-2	7-8	5-11	0-2	Won 6	W: 71-61, 1/7/16 (A)
Totals	173-264	87-49	143-200	11-23	95-97	62-136	13-30	Won 15	

percent of its field goals in 17 games, including five games of over 70.0 percent. The Gamecocks' 24 assists on 31 made field goals against Ole Miss (Jan. 28) was a season-best 77.4 percent, followed closely by the 75.0 percent (21 of 28) against Florida (Feb. 11).

Senior Moments

South Carolina's four four-year seniors – Asia Dozier, Tiffany Mitchell, Tina Roy, Khadijah Sessions – have been a huge part of the Gamecocks' undefeated SEC record. After accounting for 36.5 percent of South Carolina's offense to open the season, the quarter averages 33.2 points per SEC game to make up 45.3 percent of the Gamecocks' league-best 73.2 points per game, despite being down a member with Dozier missing the last two games due to injury.

Crunch Time

This season 11 games have been in the balance late with the teams within single digits in the last five minutes – #6/10 Ohio State, at UCLA, vs. #16/18 Arizona State, #14/13 Duke, at Vanderbilt, at #9/9

Kentucky, #15/11 Texas A&M, at #10/10 Mississippi State, at #10/10 Texas A&M, #18/18 Kentucky, at #24/- Tennessee – including five in which South Carolina trailed at halftime. The Gamecocks have won all 11 of those outings behind offensive efficiency and defensive rebounding in the closing moments.

In the last five minutes of those 11 games, the Gamecocks shot 56.3 percent, including 46.2 percent from 3-point range (6-of-13), while allowing just 33.7 percent field goal shooting to their opponent. South Carolina out-rebounded its opponents 61-48 in that segment of the game, including grabbing 62.7 percent of the available defensive rebounds (42 of 67).

In the fourth quarter of those 11 games, South Carolina has shot over 50.0 from the field eight times, including five games of at least 60.0 percent. The best fourth-quarter showing was 7-of-10 (.700) at Mississippi State, during which the Gamecocks missed just one field goal in the final five minutes to seal the win.

Offensive Operation

Head coach Dawn Staley is often thought of as a defensive coach, but she has steadily built an efficient offensive team over the last few seasons, culminating in the 2014-15 squad's 75.9 points per game (fourth-best in program history and the first new entry in the top five since 1993-94) on 48.4 percent shooting. That group ranked 18th in the nation in scoring and fourth in field goal percentage.

This season, the Gamecocks are 30th in the nation in scoring average (74.8) and 13th in field goal percentage (.461).

Here's a look at the offense's growth over the last six seasons.

Season	PPG (rank)	FG%age (rank)
2015-16	74.8 (30th)	.461 (13th)
2014-15	75.9 (18th)	.484 (4th)
2013-14	72.9 (63rd)	.474 (6th)
2012-13	61.3 (183rd)	.390 (155th)
2011-12	61.2 (180th)	.398 (121st)
2010-11	58.7 (253rd)	.380 (223rd)

Getting Defensive

South Carolina has been a defensive juggernaut under head coach Dawn Staley, ranking among the nation's top 15 in scoring defense the last four seasons, including three seasons among the top 10. While the Gamecock offense has grown, the attention to defense has not wavered with opponent field goal percentage ranking among the nation's top 35 each of the last three seasons.

This season, South Carolina has held its opponents to just 57.4 points per game on 35.3 percent shooting to rank 48th and 21st in the nation, respectively. The Gamecocks have yielded over 65 points just five times this season, and only five opponents have shot at least 40.0 percent against South Carolina with just one hitting 45.0 percent.

Here's a look at the defense's dominance over the last five seasons:

Season	Opp. PPG	Opp. FG%age
2015-16	57.4 (48th)	.353 (21st)
2014-15	54.1 (12th)	.349 (10th)
2013-14	55.8 (8th)	.346 (5th)
2012-13	50.3 (5th)	.354 (32nd)
2011-12	51.4 (4th)	.376 (108th)

Call in The Closer

Head coach Dawn Staley and senior guard Tiffany Mitchell share many traits, but their loathe for losing is likely the strongest similarity between the two. And, in the last three seasons, the coach has called on The Closer to deliver in tough situations – a role that merited back-to-back SEC Player of the Year and All-America status for the Charlotte, N.C., native.

While Mitchell ceded the role early in the season as she recovered from injury, the Gamecocks' star is shining once again under the harshest spotlights. South Carolina has played seven tight SEC games this season (within nine points in the final 5:00), tied or trailing at halftime in four of them – at Vanderbilt (Jan. 7), at #9/9 Kentucky (Jan. 14), vs. #15/11 Texas A&M (Jan. 17), at #10/10 Texas A&M (Jan. 31).

Mitchell played in the second half of six of those close SEC games (missing the UK game due to first-half injury), leading the team with 10.5 points per second half along with 1.3 assists, 1.2 steals and 2.0 rebounds. That scoring average includes 5.7 points per fourth quarter. In the seven first halves, she averaged 5.9 points, 1.0 assists, 0.6 steals and 0.6 rebounds.

At Vanderbilt (Jan. 7), eight of Mitchell's 22 points came in the fourth quarter. At #9/9 Kentucky (Jan. 14), nine of her 16 points came in the second half, including a fourth-quarter tip-in of a missed free throw that helped spark a 12-0 run. At #10/10 Mississippi State (Jan. 24), nine of her 21 points came in the fourth quarter, including five straight to stretch a one-point lead into six and two free throws with :10 to play. At #10/10 Texas A&M (Jan. 31), 18 of her 20 points came in the second half, including seven during 13-2 fourth-quarter run the delivered seven-point lead with 3:38 to play and two more on a pair of free throws in a four-point game with :34 to go. After her personal 6-0 run turned a three-point third-quarter deficit into a three-point lead at #24/- Tennessee, Mitchell spent the home stretch setting up her teammates, assisting on Tina Roy's

Miscellaneous Stats

Triple-Doubles	2015-16	Career	Record
Alaina Coates	1	1	1-0

Double-Doubles	2015-16	Career	Record
Alaina Coates	13	35	34-1
A'ja Wilson	10	15	14-1
Sarah Imovbioh	1	1	1-0
Tiffany Mitchell	0	4	4-0

20+ Points	2015-16	Career	Record
A'ja Wilson	7	12	11-1
Tiffany Mitchell	4	17	17-0
Alaina Coates	3	13	10-1
Bianca Cuevas	1	2	2-0
Tina Roy	1	1	1-0

10+ Points	2015-16	Career	Record
Tiffany Mitchell	24	98	88-10
A'ja Wilson	20	49	45-4
Alaina Coates	17	64	61-3
Tina Roy	6	18	16-2
Bianca Cuevas	6	14	14-0
Khadijah Sessions	6	26	25-1
Sarah Imovbioh	3	3	2-1
Jatarie White	2	4	4-0
Asia Dozier	1	14	13-1
Donyah Clincy	1	1	1-0

10+ Rebounds	2015-16	Career	Record
Alaina Coates	16	41	40-1
A'ja Wilson	11	16	15-1
Sarah Imovbioh	3	3	3-0
Tiffany Mitchell	0	7	6-1
Asia Dozier	0	1	1-0

5+ Assists	2015-16	Career	Record
Tiffany Mitchell	3	14	14-0
Khadijah Sessions	3	13	13-0
Asia Dozier	3	11	11-0
Bianca Cuevas	1	6	6-0
Alaina Coates	1	1	1-0
Tina Roy	0	5	5-0

5+ Steals	2015-16	Career	Record
Bianca Cuevas	1	1	1-0
Tiffany Mitchell	0	8	8-0

5+ Blocks	2015-16	Career	Record
A'ja Wilson	4	5	4-1
Alaina Coates	1	4	4-0

Games Led Team In...

(Tied for team lead in each category included)

Scoring	2015-16	Career	Record
A'ja Wilson	12	27	24-3
Tiffany Mitchell	8	45	43-2
Alaina Coates	4	16	15-1
Tina Roy	2	4	4-0
Bianca Cuevas	1	3	3-0
Sarah Imovbioh	1	1	0-1
Khadijah Sessions	0	3	2-1
Asia Dozier	0	2	2-0

Rebounding	2015-16	Career	Record
Alaina Coates	18	52	49-3
A'ja Wilson	10	19	18-1
Sarah Imovbioh	2	2	2-0
Jatarie White	1	1	1-0
Tiffany Mitchell	0	10	9-1

Assists	2015-16	Career	Record
Tina Roy	10	20	19-1
Khadijah Sessions	9	31	28-3
Tiffany Mitchell	7	36	34-2
Asia Dozier	4	17	17-0
Alaina Coates	2	3	3-0
Bianca Cuevas	1	9	8-1
Sarah Imovbioh	1	1	1-0

2015-16 Scoring Differentials

Largest lead in a win.....	by 52 (84-32), 4th-3:11, vs. Winthrop, 12/13
Largest deficit overcome to win.....	by 11 (19-30), 2nd-3:43, at Kentucky, 1/14
Largest lead given up in a loss.....	
Largest deficit in a loss.....	by 21 (33-54), 3rd-1:20, vs. UConn, 2/8

3-pointer that launched a 10-2 run midway through the fourth quarter, which Mitchell capped with a pair of free throws for a 13-point lead with 1:39 to play.

Hometown Hero

Sophomore forward A'ja Wilson has lived up to her billing, both this season being selected to the watch lists for the Wooden, Naismith and the USBWA Drysdale awards and last season as the SEC Freshman of the Year, First-Team All-SEC selection and the first Gamecock freshman to earn All-America honors.

The sophomore's numbers have not just come in volume but in importance – 12 of her 20 points against #6/10 Ohio State (Nov. 13) came in the fourth quarter, including six of the team's 10 in the final 2:35; scoring and rebounding late at UCLA (Nov. 22) put Gamecocks on top in final 3:00 of tight game; three rebounds in final 18 seconds of tie game vs. #16/18 Arizona State (Nov. 27) led to game-winning free throws with 0.6 seconds to play; 20 second-half points against Duke included 12 of the team's 16 in the third quarter and six in the final 1:45 of the game; nine points of team's 15-2 fourth-quarter run broke open a 56-56 tie at #9/9 Kentucky (Jan. 14); and a blocked shot and defensive rebound in the final 13 seconds at #10/10 Mississippi State (Jan. 24).

Named SEC Player of the Week three times in the first four weeks of the season, Wilson added a fourth honor after leading the Gamecocks to comeback wins at #9/9 Kentucky and over #15/11 Texas A&M.

Quality vs. Quantity

Senior point guard Khadijah Sessions embodies head coach Dawn Staley's theory that her position is one of service to others. Last season, Sessions averaged 4.5 points per SEC game on 40.1 percent shooting, which left most opponents focusing on stopping every other Gamecock on the floor. The veteran honed her shot and her confidence this summer, and, this season, SEC foes have continued their defensive philosophy at their own peril.

Sessions is enjoying a career-best .481 field goal percentage this season, including 52.7 percent in SEC play, during which she is 10-of-22 (.455) from 3-point range. She averages 8.3 points per league game while still averaging 2.1 assists and 1.8 steals, which ranks her 10th in the league. Last season, Sessions contributed just 4.9 points per SEC game, shooting 46.0 percent from the field, including 33.3 percent from outside the arc.

In the Gamecocks' 11 games that were within single digits with 5:00 remaining, Sessions is shooting 66.7 percent (6-of-9) in that time, including 2-of-3 from 3-point range. In the seven SEC games in that group, her numbers rise to 6-of-8 (.750) from the field and 2-of-2 from 3-point range, and she leads the team with a 3.3 scoring average during that time.

With the Gamecocks leading by one with 4:24 to go at Vanderbilt (Jan. 7), Sessions hit two 3-pointers over the next 2:00 to twice turn back the Commodores. In the final 2:34 against #15/11 Texas A&M (Jan. 17), she picked up a steal then delivered the game-winning free throw after forcing the action following a game-tying layup by the Aggies with :03 on the clock. At #10/10 Mississippi State (Jan. 24), Sessions buried a pair of pull-up jumpers to turn back the Bulldogs, the second of which came in a two-point game with 30 seconds to play, setting up her fellow seniors for the game-clinching free throws. At #10/10 Texas A&M (Jan. 31), in the final 5:23, Sessions hit a transition layup, assisted on Tiffany Mitchell's 3-pointer that made it a seven-point game, blocked a 3-point attempt and hit two free throws with 46 seconds to play to help seal the win. In putting away #18/18 Kentucky (Feb. 4), which trailed by just two with 2:39 to play, Sessions swiped a steal, hit a free throw and converted a transition layup as part of the 10-2 run that closed the game. At #24/- Tennessee, Sessions' free throw shooting in the final 30 seconds (4-of-6) kept the Lady Vols at bay.

All-Around All-American

Senior guard Tiffany Mitchell's ability to take over games has powered the Gamecocks to some of their most dynamic victories, but her impact has never been limited to the big moments or to the offensive end. The Charlotte, N.C., native's greatness is felt in every possession of every game, and this season's SEC numbers back that up.

In league play, Mitchell ranks among the league's top 10 in three categories, including two top-five entries, and comes in among the top 15 in three others. Sixth in scoring at 15.4 points per game, she is fourth in both field goal (.417) and free throw percentage (.825). She is 11th in the league with 1.5 made 3s per game. Her 2.8 assists per game are 12th best in the league, and her 1.8 steals per game are 14th.

Another All-Around Contender

Sophomore forward A'ja Wilson rivals teammate Tiffany Mitchell in comprehensive impact on the game, coming in among the league's top 10 in SEC play in five stats and 13th in another. And, while Wilson may have joked about aiming to become the SEC Defensive Player of the Year this season, she has been changing the game on both sides of the ball.

In SEC play, the 6-foot-5 forward leads the league in blocks per game (3.2) and field goal percentage (.526). Wilson is second in scoring (16.5 ppg) and fourth rebounding (8.8), comes in 10th in free throw percentage (.737) and is 13th in offensive rebounds per game (2.7).

Overall this season, Wilson ranks among the SEC's top five in scoring (3rd, 16.7 ppg), rebounding (4th, 8.9 rpg), field goal percentage (2nd, .538), blocks (1st, 3.2 bpg) and double-doubles (2nd, 10). She has been the team's top scorer 12 times, and her 20 double-digit scoring games include seven 20-point outings.

A Model of Efficiency

Junior center Alaina Coates led the nation in field goal percentage for several weeks, missing out on the rankings this week by falling three made field goals short of the minimum average (5 FGM/game). Coates is shooting 67.8 percent from the field, ahead of current national leader Brionna Jones' (Maryland) mark of 66.9 percent. In SEC play, Coates is even more efficient, shooting a league-best 72.4 percent from the field en route to her 11.5 points per game, which rank 16th in the conference.

Coates has shot the ball well throughout her career, hitting 61.2 percent as a freshman and 56.2 percent in 2014-15. Her career 61.1 field goal percentage is the fifth highest among active NCAA Division I players, trailing three sophomores and another junior on the list.



Around the SEC (as of Feb. 12)

	SEC Games			Overall		
	W	L	Pct.	W	L	Pct.
South Carolina	12	0	1.000	24	1	.960
Texas A&M	8	4	.667	18	7	.720
Mississippi St.	8	4	.667	21	5	.807
Auburn	8	5	.615	18	8	.692
Georgia	7	5	.583	19	6	.760
Florida	7	5	.583	19	6	.760
Missouri	7	6	.538	20	6	.769
Kentucky	6	6	.500	17	6	.739
Tennessee	6	6	.500	15	10	.600
Arkansas	5	7	.417	10	15	.400
Vanderbilt	4	8	.333	15	10	.600
Alabama	3	9	.250	14	11	.560
LSU	2	10	.167	8	17	.320
Ole Miss	2	10	.167	10	15	.400

Today's Games

February 18

Vanderbilt at #22/25 Florida, 7 p.m. (SECN+)
 #16/16 Kentucky at #14/13 Miss. St., 7 p.m. (SECN)
 Ole Miss at #24/- Tennessee, 7 p.m. (SECN+)
 Alabama at Arkansas, 8 p.m. (SECN+)
 LSU at #12/12 Texas A&M, 9 p.m. (SECN)

Rankings are listed as AP/ESPN Poll
 All Times Eastern; TV Network in ()

AP Top 25

(Week of Feb. 15)

1. Connecticut	24-0
2. Notre Dame	24-1
3. South Carolina	23-1
4. Baylor	25-1
5. Ohio State	21-4
6. Maryland	23-3
7. Oregon State	22-3
8. Texas	22-2
9. Arizona State	22-4
10. Florida State	21-4
11. Louisville	19-6
12. Texas A&M	17-7
13. UCLA	19-6
14. Mississippi State	21-5
15. Stanford	20-6
16. Kentucky	17-6
17. Oklahoma State	19-5
18. Miami (FL)	21-5
19. South Florida	18-6
20. Oklahoma	17-7
21. DePaul	21-7
22. Florida	19-6
23. Syracuse	20-6
24. Tennessee	15-9
25. Michigan State	18-7

USA Today Coaches Top 25

(Week of Feb. 15)

1. Connecticut	24-0
2. South Carolina	23-1
3. Notre Dame	24-1
4. Baylor	25-1
5. Ohio State	21-4
6. Maryland	23-3
7. Texas	22-2
8. Oregon State	22-3
9. Florida State	21-4
10. Arizona State	22-4
11. Louisville	19-6
12. Texas A&M	17-7
13. Mississippi State	21-5
14. UCLA	19-6
15. Stanford	20-6
16. Kentucky	17-6
17. Miami (FL)	21-5
18. Syracuse	20-6
19. DePaul	21-7
20. South Florida	18-6
21. Oklahoma	17-7
22. Michigan State	18-7
23. Duquesne	23-2
24. Oklahoma State	19-5
25. Florida	19-6

Quarter Breakdown

Through 100 quarters this season, South Carolina has out-scored its opponent 70 times with the Gamecocks topping their foe by double digits 18 times, including a season-high differential of 26 (35-9) in the second quarter against Arkansas (Jan. 3). This season's best first-quarter advantage is 19 (26-7) against Winthrop (Dec. 13), third-quarter margin is 22 (29-7) against Arkansas (Jan. 3) and fourth-quarter edge is 17 (27-10) vs. Hampton (Dec. 16).

South Carolina has shot at least 50.0 percent in 48 quarters this season with a high of 80.0 percent (8-of-10) in the third quarter against Hampton. The Gamecocks' offensive efficiency builds steadily throughout the game as opponents begin to feel the effects of the Gamecocks' formidable frontcourt with 32 of the 48 quarters in which South Carolina has shot at least 50 percent coming in the second half. The Gamecocks shoot a game-high 51.7 percent in the fourth quarter with the third quarter next in line at 48.8 percent.

Similarly, opponents' shooting percentages steadily decline throughout the game. Of the 10 lowest shooting percentage quarters for opposing teams, six have been in the second half, including two of the four lowest.

A more detailed look at the quarter-by-quarter production for the Gamecocks and their opponents.

Qtr.	SC/Opp Avg. Pts	SC/Opp Avg. Rebs	SC/Opp FG%
1	16.6/13.2	11.1/9.3	.382/.340
2	18.0/13.4	10.0/8.0	.475/.357
3	20.0/15.3	10.5/8.6	.488/.364
4	20.3/15.4	10.0/8.2	.517/.346

Individually, sophomore forward A'ja Wilson has turned in five of the 10 double-digit scoring quarters this season, but senior guard Tina Roy owns the top spot with 15 points in the third quarter against Arkansas (Jan. 3). Senior guard Tiffany Mitchell has the highest first-quarter scoring total with nine against both CSUB (Nov. 28) and Winthrop (Dec. 13). Wilson owns the best mark the second quarter, turning in 11 in the second quarter against UNCG (Nov. 15, and her 12 in the fourth quarter against Ohio State (Nov. 13) are tied with Alaina Coates' 12 against #18/18 Kentucky (Feb. 4) for that quarter's top mark.

SEC Active Leaders

Among the SEC's active leaders in eight statistical categories five different Gamecocks are among the top 10 in at least one with junior Alaina Coates leading the conference in two. Senior Tiffany Mitchell's league-high six entries is not a surprise given the breadth of her resume, but the appearance of sophomore A'ja Wilson at No. 2 on the active blocked shots list (139) and No. 5 on the double-doubles list (15) may catch some observers off guard.

Mitchell headlines the South Carolina entries ranking second in scoring (1,731), field goals made (578) and steals (212); third in 3-pointers made (161); fourth in assists (327) and ninth in rebounding (547). She is one of just two true perimeter players on the rebounding list.

Coates is the league's active leader in blocks (160) and double-doubles (35). She sits third in rebounds (820) and is 10th in scoring (1,115).

Senior Khadijah Sessions holds sixth in steals (163)

2015-16 Roster

No.	Name	Pos.	Ht.	Yr.	Hometown/Last School
1	Bianca Cuevas	G	5-6	So.	Bronx, N.Y./Nazareth Regional
4	Doniyah Cliney	G	6-0	R-Fr.	Newark, N.J./Malcolm X Shabazz
5	Khadijah Sessions	G	5-8	Sr.	Myrtle Beach, S.C./Myrtle Beach
10	Allisha Gray*	G	6-0	Jr.	Sandersville, Ga./North Carolina
15	Tiffany Davis	G	5-7	Jr.	Houston Texas/Westbury Christian
22	A'ja Wilson	F	6-5	So.	Hopkins, S.C./Heathwood Hall
23	Tina Roy	G	5-11	Sr.	Kaplan, La./Kaplan
24	Sarah Imovbioh	F	6-2	Sr.	Abuja, Nigeria/Virginia
25	Tiffany Mitchell	G	5-9	Sr.	Charlotte, N.C./Providence Day
31	Asia Dozier	G/F	6-0	Sr.	Columbia, S.C./Spring Valley
35	Kaela Davis*	G	6-2	Jr.	Suwanee, Ga./Georgia Tech
40	Jatarie White	F	6-4	So.	Charlotte, N.C./Providence Day
41	Alaina Coates	C	6-4	Jr.	Irmo, S.C./Dutch Fork
44	India Farmer	F	6-0	Jr.	North Myrtle Beach, S.C./North Myrtle Beach

* indicates will sit out 2015-16 due to NCAA transfer rules

Head Coach: Dawn Staley

Assoc. Head Coach: Lisa Boyer; **Assistant Coaches:** Nikki McCray-Penson, Fred Chmiel

and eighth in assists (279). Senior Tina Roy comes in fifth on the 3-pointers made list (147).

Great Gamecock Fans

South Carolina leads the nation in average attendance at 14,727 and is one of just two programs averaging at least 10,000 fans this season. (Both are in the SEC as Tennessee joins the Gamecocks with a 10,267 average.) In fact, 11 of the top 15 attended games in NCAA Division I women's basketball this season were played at Colonial Life Arena, including seven of the top 10 and three of the top five.

Delving more deeply into the numbers, South Carolina's Colonial Life Arena's capacity of 18,000 makes it the seventh-largest women's basketball venue in the nation. South Carolina is the only one of those selling over 50 percent of their capacity as Gamecocks fans are filling Colonial Life Arena at 81.81 percent capacity, the highest of any facility seating at least 10,000 and fifth overall.

Prior to 2015-16, the Gamecocks led the nation in average attendance increase in each of the previous two seasons and paced the country in average attendance in 2014-15 at 12,293. In the last two seasons South Carolina has played in front of over 10,000 fans at Colonial Life Arena 26 times, including every game this season. The program enjoyed its first sell out at Colonial Life Arena when 18,000 fans turned out to watch the No. 2/2 Gamecocks take on No. 1/1 UConn on Feb. 8, 2016.

Double-Double Trouble

Junior center Alaina Coates joined some elite company in South Carolina history recently, becoming just the second player to amass 1,000 career points and 800 career rebounds prior to her senior season. She hit the rebound mark with the first of her 11 boards against Florida (Feb. 11) and joined the 1,000-point club in the first 30 seconds of the win over No. 20/- Missouri (Jan. 10) to become the 10th Gamecock overall to achieve both plateaus in her career.

This season, Coates leads the SEC with a career-high 13 double-doubles and averages a double-double on the

season with her SEC-best 10.0 rebounds per game and 12.0 points per outing, which ranks 19th in the league. She also averages a double-double in SEC play with 11.5 points and 11.1 rebounds per game.

With 35 career double-doubles, during which the Gamecocks are 34-1, she is fifth in program history in that category, becoming the first new entry in the top five since Marsha Williams moved into the No. 2 spot in 1992-93 with 44. (The school record of 70 belongs to Sheila Foster, 1979-82.) With three straight double-doubles to open league play, Coates matched and then broke Williams' school record for double-doubles in SEC action, previously 11 now 17.

The SEC's active leader with 160 career blocks, Coates is third in South Carolina history in the category. She is just 17 shy of Lakesha Tolliver's (2004-07) career record of 177 and four out of second place (Elem Ibiam, 2012-15).

Mitchell's March

Senior guard Tiffany Mitchell's work ethic and competitive fire have made her an annual part of the national player of the year conversations, and expectations have been the same this season for the two-time All-American and reigning back-to-back SEC Player of the Year. Ranking among the SEC's best in numerous categories over the last three seasons, Mitchell is steadily moving up various Gamecocks' career charts as well.

Here are a few of the career benchmarks she has a chance to catch:

Category	Current	Chasing	To Go
Points	1,731 (6th)	1,791 (5th)	60
3FG Made	161 (5th)	208 (4th)	47
3FG Att.	394 (9th)	405 (8th)	11
FT Made	414 (T-4th)	418 (3rd)	4
FT Att.	536 (6th)	545 (5th)	9
Steals	212 (T-8th)	215 (7th)	3
Minutes	3,859 (4th)	3,886 (3rd)	27
Games Played	129 (5th)	130 (3rd)	1
Games Started	126 (1st)	—	—

Gamecocks Coming Soon!

Head coach Dawn Staley signed two Gamecocks in the early period, adding espnW Top 100 recruits Araion Bradshaw (Hyde Park, Mass./Tabor Academy) and Mikiah "Kiki" Harrigan (Pembroke Pines, Fla./Flanagan) to the South Carolina's 2016-17 roster.

Bradshaw is ranked No. 32 overall in the class and is the No. 10 guard in the group. An athletic, explosive athlete, she averaged nearly 12.0 points as a junior and was just as disruptive on the defensive end. The 5-foot-6 point guard helped Tabor Academy to the finals of the New England Prep School Athletic Council Class A Tournament and earned a spot on the All-New England Team.

Harrigan is the 12th-ranked forward in the nation and comes in at No. 74 overall in the espnW rankings. The 6-foot-2 forward averaged 15.7 points and 9.1 rebounds as a junior to earn Florida Association of Basketball Coaches Class 8A All-State first-team honors.

South Carolina's Record When...

	vs. Ranked	SEC	All
Record.....	11-1	12-0	24-1
Playing a ranked opponent.....	11-1	8-0	11-1
Playing at home	6-1	6-0	12-1
Playing on the road	4-0	6-0	9-0
Playing at neutral site	1-0	0-0	3-0
Leading at half	6-0	8-0	18-0
Trailing at half	5-1	3-0	5-1
Tied at half		1-0	1-0
Playing an overtime game	0-0	0-0	0-0
0 players score in double figures	0-0	0-0	0-0
1 player scores in double figures	0-0	0-0	0-0
2 players score in double figures	3-0	2-0	4-0
3 players score in double figures	5-1	4-0	9-1
4 players score in double figures	3-0	5-0	8-0
5 players score in double figures	0-0	1-0	3-0
More than 5 players in double figures.....	0-0	0-0	0-0
Starters out-score opponent's starters	8-0	10-0	21-0
Opponent's starters score equal/more	3-1	2-0	3-1
Bench out-scores opponent's bench	6-1	7-0	18-1
Opponent's bench scores equal/more.....	5-0	5-0	6-0
SC Starters out-score SC Bench.....	11-1	12-0	24-1
SC Bench out-scores/ties SC Starters.....	0-0	0-0	0-0
Shooting 50% or better	1-0	4-0	7-0
Shooting between 40-49%	9-0	7-0	15-0
Shooting between 30-39%	1-0	1-0	2-0
Shooting less than 30%	0-0	0-0	0-0
Opponent shoots 50% or better.....	0-0	0-0	0-0
Opponent shoots between 40-49%	2-1	5-0	7-1
Opponent shoots between 30-39%	8-1	5-0	12-1
Opponent shoots less than 30%	1-0	2-0	5-0
Shooting better than opponent.....	11-0	11-0	23-0
Shooting worse than/equal to opponent.....	0-1	1-0	1-1
Having more FTs made than opponent	10-0	10-0	21-0
Having equal/less FTs made than opponent	1-1	2-0	3-1
Out-rebounding opponent	9-0	10-0	21-0
Having equal/less rebounds than opponent	2-1	2-0	3-1
Having more TOs than opponent	6-1	4-0	8-1
Having equal or less TOs than opponent.....	5-0	8-0	16-0
Attempting more FT than 3FG.....	11-1	11-0	19-1
Attempting equal/less FT than 3FG	0-0	1-0	5-0
Making 5 or more 3FGs.....	2-0	7-0	14-0
Making less than 5 3FGs.....	9-1	5-0	10-1
Making no 3 FGs.....	0-0	0-0	0-0
Attempting 15 or more 3FGs.....	2-0	6-0	13-0
Attempting less than 15 3FGs.....	9-1	6-0	11-1

	vs. Ranked	SEC	All
No South Carolina players foul out	10-1	11-0	22-1
One or more SC players foul out.....	1-0	1-0	2-0
Assist on less than half of field goals made	4-1	1-0	7-1
Assist at least half of field goals made.....	7-0	11-0	17-0
Assist on at least 2/3 of field goals made	1-0	3-0	5-0
Scoring more pts. in paint than opponent	11-0	11-0	23-0
Scoring equal/less pts. in paint than opp.	0-1	1-0	1-1
Scoring more pts. off TOs than opponent	8-0	9-0	18-0
Scoring equal/less pts. off TOs than opp.	3-1	3-0	6-1
Scoring more 2nd-chance pts.	6-0	6-0	16-0
Scoring equal/less 2nd-chance pts.....	5-1	6-0	8-1
Scoring more fast break pts.....	7-0	8-0	18-0
Scoring equal/less fast break pts.....	4-1	4-0	6-1
Wearing white uniforms.....	7-1	7-0	15-1
Wearing black uniforms	4-0	5-0	9-0
Wearing pink uniforms	0-0	0-0	0-0
Playing in tournaments/classics	1-0		4-0
Playing on live television	10-1	12-0	22-1
Playing in November.....	2-0		7-0
Playing in December	0-0		5-0
Playing in January	6-0	9-0	9-0
Playing in February	3-1	3-0	3-1
Playing in March.....	0-0	0-0	0-0
Playing during the day.....	5-0	4-0	11-0
Playing at night.....	6-1	8-0	13-1
Playing on Sunday.....	5-0	5-0	11-0
Playing on Monday.....	1-1	1-0	1-1
Playing on Tuesday.....	0-0		1-0
Playing on Wednesday.....	0-0		2-0
Playing on Thursday.....	3-0	6-0	6-0
Playing on Friday	2-0		2-0
Playing on Saturday.....	0-0		1-0
Margin is less than 5 pts.	2-0	1-0	3-0
Margin is between 5-9.....	4-0	3-0	4-0
Margin is between 10-19.....	4-1	6-0	10-1
Margin is 20 pts. or more.....	1-0	2-0	7-0
Having a 20-pt. scorer.....	8-0	9-0	14-0
Having a 30-pt. scorer.....	0-0	0-0	0-0
Scoring 49 points or less.....	0-0	0-0	0-0
Scoring 50-59 points	2-1	2-0	2-1
Scoring 60-69 points.....	3-0	1-0	6-0
Scoring 70-79 points.....	3-0	5-0	6-0
Scoring 80-89 points.....	3-0	4-0	8-0
Scoring 90-99 points.....	0-0	0-0	2-0
Scoring 100 points or more.....	0-0	0-0	0-0

2015-16 Team High/Low

South Carolina Highs	South Carolina Lows	Category	Opponent Lows	Opponent Highs
92 vs. UNCG, 11/15 86 vs. Florida, 2/11	55 vs. UConn, 2/8 57 at Mississippi State, 1/24	Points in Game (SEC)	32, Arkansas, 1/3 32, Arkansas, 1/3	80, Ohio State, 11/13 71, Florida, 2/11
56 (2nd) vs. Hampton, 12/16 45 (2nd) at Texas A&M, 1/31 45 (2nd) at Kentucky, 1/14	22 (1st) at Mississippi State, 1/24 22 (1st) at Mississippi State, 1/24	Points in a Half (SEC)	13 (1st), Winthrop, 12/13 14 (2nd), Arkansas, 1/3	47 (1st), Ohio State, 11/13 41 (2nd), Missouri, 1/10
35 (2nd) vs. Arkansas, 1/3 35 (2nd) vs. Arkansas, 1/3	7 (1st) at Mississippi State, 1/24 7 (1st) at Mississippi State, 1/24	Points in a Quarter (SEC)	5 (2nd), at Auburn, 1/21 5 (1st), Missouri, 1/10 5 (2nd), at Auburn, 1/21 5 (1st), Missouri, 1/10	26 (1st), Ohio State, 11/13 24 (4th), Missouri, 1/10
35 vs. CSUB, 11/28 35 vs. UNCG, 11/15 33 vs. Arkansas, 1/3	18 at Tennessee, 2/15 18 at Tennessee, 2/15	Field Goals Made (SEC)	13, Arkansas, 1/3 13, Arkansas, 1/3	28, Kentucky, 2/4 28, Kentucky, 2/4
69 vs. Ohio State, 11/13 68 vs. Ole Miss, 1/28	49 at Tennessee, 2/15 49 at Tennessee, 2/15	Field Goal Attempts (SEC)	43, at Clemson, 11/18 53, at Tennessee, 2/15 53, at Vanderbilt, 1/7	80, Ohio State, 11/13 69, Florida, 2/11 69, Kentucky, 2/4
.548 (34-62) vs. Winthrop, 12/13 .524 (33-63) vs. Arkansas, 1/13	.365 (23-63) at Clemson, 11/18 .367 (18-49) at Tennessee, 2/15	FG Percentage (SEC)	.241 (13-54), Arkansas, 1/3 .241 (13-54), Arkansas, 1/3	.481 (26-54), Ole Miss, 1/28 .481 (26-54), Ole Miss, 1/28
11 vs. Arkansas, 1/3 11 vs. Arkansas, 1/3	1 vs. Arizona State, 11/17 2 vs. Kentucky, 2/4 2 at Texas A&M, 1/31 2 vs. Texas A&M, 1/17	3-Point FG Made (SEC)	1, Arkansas, 1/3 1, Winthrop, 12/13 1, Arkansas, 1/3	10, Ohio State, 11/13 9, at Auburn, 1/21
25 at Clemson, 11/18 23 vs. Ole Miss, 1/28 23 vs. Arkansas, 1/3	10 vs. Duke, 12/6 11 at Texas A&M, 1/31	3-Point FG Attempts (SEC)	7, Texas A&M, 1/17 7, at Clemson, 11/18 7, Texas A&M, 1/17	23, vs. ECU, 12/20 23, Ohio State, 11/13 27, at Auburn, 1/21
32 vs. Missouri, 1/10 32 vs. Missouri, 1/10	8 vs. Arkansas, 1/3 8 vs. Arkansas, 1/3	Free Throws Made (SEC)	4, Winthrop, 12/13 5, Texas A&M, 1/17 5, Arkansas, 1/3	18, Missouri, 1/10 18, Ohio State, 11/13 18, Missouri, 1/10
43 vs. Missouri, 1/10 43 vs. Missouri, 1/10	12 vs. Winthrop, 12/13 13 vs. Arkansas, 1/3	Free Throw Attempts (SEC)	6, at Texas A&M, 1/31 6 at Texas A&M, 1/31	25, at UCLA, 11/22 22, at Tennessee, 2/15
.875 (14-16) at UCLA, 11/22 .800 (20-25) at Texas A&M, 1/31	.478 (11-23) at Vanderbilt 1/7 .478 (11-23) at Vanderbilt, 1/7	FT Percentage (SEC)	.267 (4-15), Winthrop, 12/13 .500 (5-10), Arkansas, 1/3	1.00 (6-6) at Texas A&M, 1/31 1.00 (6-6) at Texas A&M, 1/31
54 vs. ECU, 12/20 48 vs. Arkansas, 1/3	30 at Vanderbilt, 1/7 30 at Hawaii, 11/29 30 at Tennessee, 2/15 30 at Vanderbilt, 1/7	Rebounds (SEC)	19, Hampton, 12/16 26, Arkansas, 1/3	43, at Tennessee, 2/15 43, Texas A&M, 1/17 43, at Kentucky, 1/14 43, at Tennessee, 2/15 43, Texas A&M, 1/17 43, at Kentucky, 1/14
25 vs. UNCG, 11/15 25 vs. Winthrop, 12/13 24 vs. Ole Miss, 1/28	6 vs. Arizona State, 11/27 9 at Mississippi State, 1/24	Assists (SEC)	3, Ohio State, 11/13 6, at Tennessee, 2/15	16, at Texas A&M, 1/31 16, vs. CSUB, 11/28 16, at Texas A&M, 1/31
15 vs. UNCG, 11/15 14 vs. Missouri, 1/10	3 at Kentucky, 1/14 3 vs. Hampton, 12/16 3 at Kentucky, 1/14	Steals (SEC)	0, at Clemson, 11/18 3, at Kentucky, 1/14	13, Florida, 2/11 13, at UCLA, 11/22 13, Ohio State, 11/13 13, Florida, 2/11
16 vs. Winthrop, 12/13 10 at Kentucky, 1/14	0 at Vanderbilt, 1/7 0 at Vanderbilt, 1/7	Blocked Shots (SEC)	0, at Clemson, 11/18 1, vs. Kentucky, 2/4 1, at Auburn, 1/21 1, at Vanderbilt, 1/7 1, Arkansas, 1/3	10, Ohio State, 11/13 7, Texas A&M, 1/17
21 vs. Florida, 2/11 21 at Mississippi State, 1/24 21 vs. Arizona State, 11/27 21 at UCLA, 11/22 21 vs. Florida, 2/11 21 at Mississippi State, 1/24	5 vs. CSUB, 11/28 5 at Clemson, 11/18 11 at Kentucky, 1/14 11 at Vanderbilt, 1/7	Turnovers (SEC)	9, Hampton, 12/16 9, at UCLA, 11/22 11, Kentucky, 2/4	21, UNCG, 11/15 20, Missouri, 1/10
22 vs. Missouri, 1/10 22 at Hawaii, 11/29 22 vs. Missouri, 1/10	11 vs. Ole Miss, 1/28 11 vs. Arkansas, 1/3 11 vs. Ole Miss, 1/28 11 vs. Arkansas, 1/3	Fouls (SEC)	16, UConn, 2/8 16, at Auburn, 1/21 16, at Auburn, 1/21	34, Missouri, 1/10 32, Missouri, 1/10

2015-16 Individual Superlatives

Category	South Carolina	Opponent
Points in Game (SEC)	29 by Alaina Coates vs. Winthrop, 12/13 27 by Alaina Coates vs. Kentucky, 2/4 27 by A'ja Wilson at Texas A&M, 1/31	36 by Kelsey Mitchell, Ohio State, 11/13 26 by Shandricka Sessom, Ole Miss, 1/28
Points in a Half	20 (2nd) by A'ja Wilson vs. Duke, 12/6 18 (2nd) by Tiffany Mitchell at Texas A&M, 1/31	21 (2nd) by Kelsey Mitchell, Ohio State, 11/13 17 (2nd) by Carla Batchelor, Florida, 2/11 17 (2nd) by Makayla Epps, Kentucky, 2/4
Points in a Quarter (SEC)	15 (3rd) by Tina Roy vs. Arkansas, 1/3 15 (3rd) by Tina Roy vs. Arkansas, 1/3	13 (3rd) by Makayla Epps, Kentucky, 2/4 13 (4th) by Kelsey Mitchell, Ohio State, 11/13 13 (3rd) by Makayla Epps, Kentucky, 2/4
Field Goals Made (SEC)	13 by Alaina Coates vs. Winthrop, 12/13 11 by A'ja Wilson vs. Texas A&M, 1/17 11 by A'ja Wilson at Kentucky, 1/14	11 by Shandricka Sessom, Ole Miss, 1/28 11 by Shandricka Sessom, Ole Miss, 1/28
Field Goal Attempts (SEC)	19 by A'ja Wilson vs. Texas A&M, 1/17 19 by A'ja Wilson vs. Duke, 12/6 19 by A'ja Wilson vs. Texas A&M, 1/17	25 by Victoria Vivians, at Mississippi State, 1/24 25 by Victoria Vivians, at Mississippi State, 1/24
FG Percentage (SEC)	1.00 (3-3) by Alaina Coates vs. Missouri, 1/10 1.00 (3-3) by Tina Roy vs. Elon, 12/22 1.00 (3-3) by Shay Colley vs. CSU Bakersfield, 11/28 1.00 (3-3) by Alaina Coates vs. Missouri, 1/10	1.00 (3-3) by Tra'Cee Tanner, at Auburn, 1/21 1.00 (3-3) by Tra'Cee Tanner, at Auburn, 1/21
3-Point FG Made (SEC)	7 by Tina Roy vs. Arkansas, 1/3 7 by Tina Roy vs. Arkansas, 1/3	5 by Katie Frerking, at Auburn, 1/21 5 by Katie Frerking, at Auburn, 1/21
3-Point FG Attempts (SEC)	12 by Tina Roy vs. Arkansas, 1/3 12 by Tina Roy vs. Arkansas, 1/3	12 by Katie Frerking, at Auburn, 1/21 12 by Katie Frerking, at Auburn, 1/21
3-Point FG Percentage (SEC)	1.00 (3-3) by Tina Roy vs. Elon, 12/22 .750 (3-4) by Tina Roy at Mississippi State, 1/24	.800 (4-5) by Ameryst Alston, Ohio State, 11/13 .600 (3-5) by Jordan Jones, Texas A&M, 1/17
Free Throws Made (SEC)	9 by A'ja Wilson at Tennessee, 2/15 9 by A'ja Wilson at Texas A&M, 1/31 9 by A'ja Wilson at Tennessee, 2/15 9 by A'ja Wilson at Texas A&M, 1/31	12 by Kelsey Mitchell, Ohio State, 11/13 9 by Bashaara Graves, at Tennessee, 2/15
Free Throw Attempts (SEC)	12 by Alaina Coates vs. Kentucky, 2/4 12 by Alaina Coates vs. Missouri, 1/10 12 by Alaina Coates vs. Kentucky, 2/4 12 by Alaina Coates vs. Missouri, 1/10	13 by Kelsey Mitchell, Ohio State, 11/13 10 by Bashaara Graves, at Tennessee, 2/15
FT Percentage (SEC)	1.000 (7-7) by Tiffany Mitchell vs. Florida, 2/11 1.000 (7-7) by Tiffany Mitchell vs. Florida, 2/11	1.00 (6-6) by Ketara Chapel, at Mississippi State, 1/24 1.00 (6-6) by Jada Payne, East Carolina, 12/20 1.00 (6-6) by Ketara Chapel, at Mississippi State, 1/24
Rebounds (SEC)	16 by Alaina Coates vs. Winthrop, 12/13/15 14 by Alaina Coates vs. Ole Miss, 1/28	15 by Shayla Cooper, Ohio State, 11/13 10 by Bashaara Graves, at Tennessee, 2/15 10 by Batouly Camara, at Kentucky, 1/14
Assists (SEC)	6 by Alaina Coates at Texas A&M, 1/31 6 by Khadijah Sessions vs. Winthrop, 12/13 6 by Bianca Cuevas vs. CSU Bakersfield, 11/28 6 by Asia Dozier vs. UNCG, 11/15 6 by Tina Roy vs. UNCG, 11/15 6 by Alaina Coates at Texas A&M, 1/31	9 by Jordan Jones, at Texas A&M, 1/31
Steals (SEC)	5 by Bianca Cuevas vs. Missouri, 1/10 5 by Bianca Cuevas vs. Missouri, 1/10	6 by Jordin Canada, at UCLA, 11/22 3 by Shequilia Joseph, Ole Miss, 1/28
Blocked Shots (SEC)	10 by Alaina Coates vs. Winthrop, 12/13 8 by A'ja Wilson vs. Texas A&M, 1/17 8 by A'ja Wilson at Kentucky, 1/14	5 by Breanna Stewart, UConn, 2/8 3 by Khaalia Hillsman, at Texas A&M, 1/31
Turnovers (SEC)	8 by Tiffany Mitchell vs. Ohio State, 11/13 7 by Doniyah Clinney vs. Florida, 2/11 7 by Tiffany Mitchell at Mississippi State, 1/24	8 by Shayla Cooper, Ohio State, 11/13 6 by Courtney Williams, at Texas A&M, 1/31

Gamecock Career Highs

Alaina Coates

Pts	29 vs. Winthrop, 12/13/15
FG	13 vs. Winthrop, 12/13/15
FGA	16 vs. Vanderbilt, 1/5/14
FG %	1.000 (7-7) vs. SC St., 12/22/13
FT	11 at San Diego St., 11/23/13
FTA	15 at San Diego St., 11/23/13
FT %	1.000 (10-10) vs. North Carolina, 3/27/15
Reb	17 vs. Kentucky, 1/9/14
Off Reb	7 vs. Kentucky, 1/9/14
Def Reb	13 vs. CSU Northridge, 3/23/14
Blk	10 vs. Winthrop, 12/13/15
Stl	4 at Tennessee, 2/15/16
Asst	6 at Texas A&M, 1/31/16
Min	38 at Texas A&M, 1/31/16

Bianca Cuevas

Pts	21 at Ole Miss, 2/1/15
FG	8 vs. CSUB, 11/28/15
FGA	14 at Georgia, 2/5/15
FG %	.833 (5-6) at Hampton, 12/17/14
3FG	2, 5x, last vs. CSUB, 11/28/15
3FGA	6 vs. Clemson, 11/20/14
3FG %	.667 (2-3) at Hampton, 12/17/14
FT	9 at Ole Miss, 2/1/15
FTA	11 at Ole Miss, 2/1/15
FT %	1.000 (5-5) vs. Syracuse, 3/22/15
Reb	4, 6x, last vs. Duke, 12/6/15
Off Reb	3 vs. Alabama, 1/29/15
Blk	2, 2x, last vs. UConn, 2/8/16
Stl	5 Missouri, 1/10/16
Asst	6 vs. CSUB, 11/28/15
Min	29 at Hawaii, 11/29/15

Asia Dozier

Pts	16, 2x, at San Diego St., 11/23/13
FG	6, 2x, last at Alabama, 1/8/15
FGA	13 at San Diego St., 11/23/13
FG %	1.00 (4-4) at Kentucky, 2/14/13
3FG	4, 2x, last vs. Syracuse, 3/22/15
3FGA	10 at San Diego St., 11/23/13
3FG %	1.000 (2-2), 3x, last vs. East Carolina, 12/20/15
FT	4, 3x, last vs. Florida State, 3/29/15
FTA	7 vs. Elon, 11/9/12
FT %	1.000 (4-4), 2x, last vs. Florida State, 3/29/15
Reb	10 vs. Elon, 11/9/12
Off Reb	4 vs. Elon, 11/9/12
Blk	3 at Kentucky, 3/1/15
Stl	2, 9x, last vs. Hampton, 12/16/15
Asst	6, 3x, last vs. UNCG, 11/15/15
Min	40 at Arkansas, 1/2/14

India Farmer

Pts	3, 2x, last vs. Alabama, 1/19/14
FGA	3 vs. NC Central, 12/2/13
3FGA	2 vs. NC Central, 12/2/13
FT	2 at Florida, 1/19/15
FTA	2, 2x, last, at Florida, 1/19/15
FT %	1.000 (2-2) at Florida, 1/19/15
Reb	3 vs. NC Central, 12/2/13
Blk	2 vs. UNCG, 11/15/15
Min	11 vs. NC Central, 12/2/13

Sarah Imovbioh

Pts	19 vs. Hampton, 12/16/15
FG	6, 2x, last vs. UConn, 2/8/16
FGA	8 vs. Hampton, 12/16/15
FG %	1.00 (6-6) vs. UConn, 2/8/16
FT	7 vs. Hampton, 12/16/15
FTA	9 vs. Hampton, 12/16/15
FT %	.777 (7-9) vs. Hampton, 12/16/15
Reb	12 vs. East Carolina, 12/20/15
Off Reb	7 vs. Ole Miss, 1/28/16
Def Reb	8 vs. East Carolina, 12/20/15
Stl	2, 2x, last at Clemson, 11/18/15
Asst	2, 2x, last vs. Missouri, 1/10/16
Min	24 vs. Hampton, 12/16/15

Tiffany Mitchell

Pts	25 vs. Georgia, 2/27/14
FG	8, 7x, last at Vanderbilt, 1/7/16
FGA	17, 2x, last at Texas A&M, 1/31/16
FG %	.857 (6-7) vs. Savannah State, 12/14/14
3FG	6, 2x, last at Hampton, 12/17/14
3FGA	8, 2x, last at Hampton, 12/17/14
3FG %	1.000 (6-6) vs. San Diego State, 11/23/14
FT	13 vs. CSU Northridge, 3/23/14
FTA	17 vs. CSU Northridge, 3/23/14
FT %	1.000 (10-10) vs. Georgia, 2/27/14
Reb	11, 5x, last at Arkansas, 1/2/14
Off Reb	6 at Florida, 1/20/13
Blk	3 at Arkansas, 2/19/15
Stl	7 vs. NC Central, 12/1/14
Asst	9 at San Diego State, 11/23/13
Min	40, 3x, last vs. Texas A&M, 1/17/16

Tina Roy

Pts	21 vs. Arkansas, 1/3/16
FG	7 vs. Arkansas, 1/3/16
FGA	14 at UCLA, 11/22/15
FG %	1.000 (4-4) at Alabama, 1/8/15
3FG	7 vs. Arkansas, 1/3/16
3FGA	12 vs. Arkansas, 1/3/16
3FG %	1.000 (3-3), 2x, last vs. Elon, 12/22/15
FT	4 at Southern Cal, 11/25/13
FTA	4, 4x, last vs. Georgia, 2/27/14
FT %	1.000 (4-4) at Southern Cal, 11/25/13
Reb	8 at Mississippi State, 2/6/14
Off Reb	3, 2x, last vs. CSU Northridge, 3/23/14
Blk	2 vs. Mississippi State, 2/6/14
Stl	3, 2x, last vs. Ole Miss, 1/28/16
Asst	10 vs. Savannah State, 12/14/14
Min	37 at UCLA, 11/22/15

Khadijah Sessions

Pts	19 vs. Auburn, 2/3/13
FG	6, 2x, last vs. Seton Hall, 11/17/13
FGA	15 at Missouri, 2/28/13
FG %	.833 (5-6) vs. LSU, 2/12/15
3FG	3, 4x, last vs. LSU, 3/7/15
3FGA	6, 3x, last vs. Kentucky, 1/11/15
3FG %	1.00 (3-3) at Kentucky, 2/20/14
FT	8, 2x, last at Tennessee, 2/15/16
FTA	12 vs. Missouri, 2/2/14
FT %	1.00 (5-5) at Kentucky, 2/20/14
Reb	6 vs. Clemson, 11/20/14
Off Reb	3, 3x, last at Vanderbilt, 1/7/16
Stl	4, 14x, last vs. Texas A&M, 1/17/16
Asst	8 vs. NC Central, 12/1/14
Min	39 at Texas A&M, 1/31/16

Jatarie White

Pts	14 vs. East Carolina, 12/20/15
FG	5, 2x, last vs. East Carolina, 12/20/15
FGA	12 vs. Clemson, 11/20/14
FG %	.626 (5-8) vs. East Carolina, 12/20/15
FT	5 vs. Missouri, 1/10/16
FTA	6, 2x, last vs. Missouri, 1/10/16
FT %	1.000 (2-2), 2x, last vs. Hampton, 12/16/15
Reb	9 vs. Winthrop, 12/13/15
Off Reb	4 at Clemson, 11/18/15
Def Reb	8 vs. Winthrop, 12/13/15
Blk	4 vs. Winthrop, 12/13/15
Stl	2 vs. Syracuse, 3/22/15
Asst	2, 4x, last at Clemson, 11/18/15
Min	22 vs. San Diego St., 11/23/14

A'ja Wilson

Pts	28 vs. Duke, 12/6/15
FG	11, 2x, last vs. Texas A&M, 1/17/16
FGA	19, 2x, last vs. Texas A&M, 1/17/16
FG %	.800 (8-10) vs. Savannah State, 12/14/14
FT	11 vs. LSU, 2/12/15
FTA	15 vs. LSU, 2/12/15
FT %	1.00 (5-5), 2x, last vs. Ole Miss, 1/28/16
Reb	19 at Kentucky, 3/1/15
Off Reb	6, 3x, last at Kentucky, 1/14/16
Def Reb	14 at Kentucky, 3/1/15
Blk	8, 2x, last vs. Texas A&M, 1/17/16
Stl	3, 4x, last vs. Central Michigan, 12/20/14
Asst	4 vs. CSUB, 11/28/15
Min	39 at Texas A&M, 1/31/16

The Last Time...

Individual

Scored 50 Points

South Carolina	51, Jocelyn Penn vs. Stetson, 1/4/03
Opponent	Never

Scored 40 Points

South Carolina	51, Jocelyn Penn vs. Stetson, 1/4/03
Opponent	46, Cornelia Gayden, LSU, 1/14/95

Scored 30 Points

South Carolina	30, Ieasia Walker vs. Clemson, 11/18/10
Opponent	36, Kelsey Mitchell, Ohio State, 11/13/15

Grabbed 20 Rebounds

South Carolina	25, Kelsey Bone vs. Boston University, 12/28/09
Opponent	24, Courtney Paris, Oklahoma, 12/30/07

Grabbed 15 Rebounds

South Carolina	15, Alaina Coates vs. East Carolina, 12/20/15
Opponent	15, Shayla Cooper, Ohio State, 11/13/15

Two Players with 20 or More Points

South Carolina	A'ja Wilson 27/Tiffany Mitchell 20 at Texas A&M, 1/31/16
Opponent	Kelsey Mitchell 36/Ameryst Alston 23, Ohio State, 11/13/15

Two Players with 10 or More Rebounds

South Carolina	A'ja Wilson 13/Alaina Coates 11 at Kentucky, 1/14/16
Opponent	Breanna Stewart 10/Gabby Williams 10, UConn, 2/8/16

Had 10 Assists

South Carolina	10, Tina Roy vs. Savannah State, 12/14/14
Opponent	11, Marneshia Richard, Mississippi State, 1/21/07

Had Five Steals

South Carolina	5, Bianca Cuevas vs. Missouri, 1/10/16
Opponent	6, Jordin Canada, at UCLA, 11/22/15

Had Five Blocked Shots

South Carolina	5, A'ja Wilson at Tennessee, 2/15/16
Opponent	5, Breanna Stewart, UConn, 2/8/16

Had a Double-Double

South Carolina	Alaina Coates (14 pts/11 rebs) vs. Florida, 2/11/16
Opponent	Bashaara Graves (13 pts/10 rebs), at Tennessee, 2/15/16

Two Players had a Double-Double

South Carolina	Alaina Coates (12 pts/10 rebs)/A'ja Wilson (27 pts/10 rebs) at Texas A&M, 1/31/16
Opponent	Sheila Boykin (12 pts/12 rebs)/Danielle Ballard (16 pts/12 rebs), LSU, 2/12/15

Three Players had a Double-Double

South Carolina	Ashley Bruner (16 pts/12 rebs)/Aleighsa Welch (16 pts/ 11 rebs)/Elem Ibiam (12 pts/10 rebs) vs. Kansas, 3/25/13
Opponent	Merlakia Jones (26 pts/10 rebs)/Takilya Davis (19 pts/13 rebs)/DeLisha Milton (14 pts/15 rebs), at Florida, 2/20/94

Had a Triple-Double

South Carolina	Alaina Coates (29 pts/16 rebs/10 blks) vs. Winthrop, 12/13/15
Opponent	Never

Team

Scored 100 Points

South Carolina	102 at Alabama, 1/8/15
Opponent	103, Clemson, 11/21/03

Won by 30 or More Points

South Carolina	85-32 (53) vs. Arkansas, 1/3/16
Opponent	66-34 (32), Georgia, 3/4/11

Shot 65% or Better from the Field

South Carolina	.652 (45-69) vs. East Tennessee State, 12/19/00
Opponent	Never

Shot 60% or Better from the Field

South Carolina	.612 (30-49) vs. Florida State, 3/29/15
Opponent	.604 (29-48), Vanderbilt, 1/18/01

Shot 50% or Better from the Field

South Carolina	.520 (26-50) vs. Kentucky, 2/4/16
Opponent	.554 (31-56), at UConn, 2/9/15

No Players in Double-Figure Points

South Carolina	at Auburn, 1/19/12
Opponent	Arkansas, 1/3/16

Five Players in Double-Figure Points

South Carolina	vs. Arkansas, 1/3/16
Opponent	Arkansas, 2/14/10

More Than Five Players in Double-Figure Points

South Carolina	6 vs. Syracuse, 3/22/15
Opponent	6 at Georgia, 2/13/03

Faced AP Top-25 Opponent

Win	62-56 at No. 24 Tennessee, 2/15/16
Loss	56-67 at No. 13 Kentucky, 3/1/15

Faced AP Top-10 Opponent

Win	70-63 at No. 10 Texas A&M, 1/31/16
Loss	87-62 at No. 2 UConn, 2/9/15

Faced AP Top-5 Opponent

Win	62-46 vs. No. 5 Tennessee, 3/8/15
Loss	87-62 at No. 2 UConn, 2/9/15

Faced AP No. 1 Team

Win	Never
Loss	54-66 vs. No. 1 UConn, 2/8/16

Overtime Game

Win	58-55 vs. Drexel, 11/28/12
Loss	65-57 at Texas A&M, 1/16/14

Double-Overtime Game

Win	92-91 at Florida State, 2/4/91
Loss	92-94 at Clemson, 11/19/09

South Carolina Was Ranked (AP Poll)

No. 1	2/9/15
Top 5	No. 3, 2/15/16
Top 10	No. 8, 3/17/14
Top 25	No. 13, 12/30/13

Staley Era Team Records

Italics indicates set in 2015-16

Scoring

Most	Points
1. vs. Savannah State, 12/14/14	111
2. at Alabama, 1/8/15	102
3. vs. Clemson, 11/20/14	99
vs. Ole Miss, 1/30/14	99
vs. Charleston Southern, 11/8/13	99

Fewest	Points
1. at Stanford, 11/26/10	32
2. vs. Georgia, 3/4/11	34
3. vs. Mississippi State, 3/5/09	39
4. at Georgia, 1/13/13	40
5. at Mississippi State, 2/26/09	41

Fewest Allowed	Points
1. vs. South Carolina State, 12/14/11	21
2. vs. Presbyterian, 11/27/11	24
3. vs. NC Central, 12/1/14	26
vs. SC State, 12/22/13	26
5. vs. NC Central, 12/2/13	27

Most Allowed	Points
1. at Clemson, 11/19/09	94
2. vs. North Carolina, 12/20/09	93
3. at Connecticut, 2/9/15	87
4. vs. Xavier, 11/12/10	84
5. at Tennessee, 2/17/11	82
at Florida, 2/22/09	82

Margin of Outcome

Victory	Score	Margin
1. vs. Charleston Southern, 11/8/13	99-29	+70
2. vs. NC Central, 12/1/14	90-26	+64
3. vs. Savannah State, 12/14/14	111-49	+62
4. vs. Clemson, 11/20/14	99-41	+58
5. vs. <i>Arkansas</i>	85-32	+53

Defeat	Score	Margin
1. at Stanford, 11/26/10	32-70	-38
2. vs. Georgia, 3/4/11	34-66	-32
3. vs. Stanford, 12/19/08	47-78	-31
4. at Penn State, 11/21/10	48-78	-30
5. vs. Connecticut, 12/28/08	48-77	-29

Field Goals

Made	FGM
1. vs. Charleston Southern, 11/8/13	39
2. vs. Savannah State, 12/14/14	38
vs. Clemson, 11/20/14	38
4. at Alabama, 1/8/15	37
vs. Central Michigan, 12/20/14	37

Attempts	FGA
1. vs. Penn State, 11/20/11	76
2. at Clemson, 11/19/09	74
3. vs. Tennessee, 1/20/11	73
4. vs. Central Michigan, 12/20/14	72
vs. Clemson, 11/20/14	72
vs. Kansas, 3/25/13	72

Highest Percentage (Min. 40 FGA)	FGM-A	Pct
1. vs. Savannah State, 3/20/15	34-53	.642
2. at Alabama, 1/8/15	37-58	.638
3. vs. Florida State, 3/29/15	30-49	.612
4. vs. Charleston Southern, 11/8/13	39-64	.609
5. vs. Ole Miss, 1/30/14	31-51	.608

Lowest Percentage (Min. 40 FGA)	FGM-A	Pct
1. at Stanford, 11/26/10	12-55	.218
2. vs. Georgia, 3/4/11	12-52	.231
3. at Florida, 1/20/13	15-64	.234
4. at Kentucky, 2/5/09	13-55	.236
5. at Georgia, 1/2/11	13-54	.241

Lowest Percentage Allowed	FGM-A	Pct
1. vs. South Carolina State, 12/14/11	6-48	.125
2. vs. NC Central, 12/2/13	8-50	.160
3. vs. Charleston Southern, 11/8/13	10-54	.185
4. vs. Arkansas, 3/6/15	11-57	.193
vs. Hampton, 11/22/12	11-57	.193

Highest Percentage Allowed	FGM-A	Pct
1. vs. Connecticut, 12/28/08	35-62	.565
vs. Florida, 1/9/11	26-46	.565
3. vs. Xavier, 11/12/10	34-61	.557
4. at Connecticut, 2/9/15	31-56	.554
5. at Kentucky, 1/13/11	30-55	.545

3-Point Field Goals

Made	3FGM
1. vs. <i>Arkansas</i> , 1/3/16	11
at Alabama, 1/8/15	11
3. at <i>Vanderbilt</i> , 1/7/16	10
4. vs. <i>Winthrop</i> , 12/13/15	9
10 other times	9

Attempts	3FGA
1. vs. Penn State, 11/20/11	29
2. vs. College of Charleston, 11/14/13	28
vs. North Carolina, 12/19/10	28
4. vs. Syracuse, 11/28/14	26
5. at <i>Clemson</i> , 11/18/15	25
vs. Savannah State, 11/15/12	25
at Ole Miss, 1/16/11	25

Percentage (Min. 5 3FGA)	3FGM-A	Pct
1. vs. Oregon State, 3/25/14	4-6	.667
vs. Ole Miss, 1/30/14	4-6	.667
vs. Savannah State, 12/28/13	4-6	.667
vs. Western Carolina, 12/29/12	6-9	.667
at Alabama, 1/10/10	8-12	.667
vs. Charlotte, 12/21/08	8-12	.667

Free Throws

Made	FTM
1. vs. Savannah State, 12/14/14	34
vs. Oregon State, 3/25/14	34
3. vs. <i>Missouri</i> , 1/10/16	32
vs. Ole Miss, 1/30/14	32
at Mississippi State, 1/6/13	32

Attempts	FTA
1. at Mississippi State, 1/6/13	50
2. vs. Savannah State, 12/28/13	48
3. vs. Savannah State, 12/14/14	47
4. vs. Missouri, 2/2/14	46
5. vs. Seton Hall, 11/17/13	44
vs. SC State, 12/21/12	44

Percentage (Min. 10 FTA)	FTM-A	Pct
1. vs. Alabama, 1/19/14	10-11	.909
2. vs. Auburn, 1/2/09	23-26	.885
3. at <i>UCLA</i> , 11/22/15	14-16	.875
vs. San Diego State, 11/28/09	14-16	.875
5. at Mississippi State, 2/6/14	20-23	.870

Rebounding

Total	Rebs
1. vs. College of Charleston, 11/14/13	62
2. at Florida, 1/20/13	59
3. vs. Hampton, 11/22/12	57
4. vs. Savannah State, 12/14/14	56
5. vs. Kentucky, 1/11/15	55

Margin	Rebs	Margin
1. vs. Savannah State, 12/14/14	56-21	+35
2. vs. <i>Hampton</i> , 12/16/15	52-19	+33
3. at Alabama, 2/7/13	53-24	+29
4. vs. Hampton, 12/17/14	48-21	+27
5. vs. SC State, 12/22/13	47-21	+26
vs. Florida Gulf Coast, 11/23/12	46-20	+26

Assists

Game	Assists
1. vs. NC Central, 12/1/14	26
2. vs. <i>Winthrop</i> , 12/13/15	25
vs. <i>UNCG</i> , 11/15/15	25
vs. San Diego State, 11/23/14	25
vs. Clemson, 11/20/14	25
vs. Alabama, 1/19/14	25
vs. Charleston Southern, 11/8/13	25

Steals

Game	Steals
1. vs. NC Central, 12/1/14	21
vs. Furman, 12/11/11	21
3. vs. San Diego State, 11/23/14	18
4. vs. Charleston Southern, 11/8/13	17
5. vs. NC State, 12/12/10	16
vs. USC Upstate, 12/16/08	16

Blocked Shots

Game	Blocks
1. vs. <i>Winthrop</i> , 12/13/15	16
2. vs. Arkansas, 3/6/15	15
3. at Mississippi State, 2/6/14	14
vs. Kentucky, 1/9/14	14
5. at Kentucky, 3/1/15	12
vs. Charleston Southern, 11/14/13	12

Turnovers

Fewest	TOs
1. at Tennessee, 2/2/12	4
2. vs. <i>CSU Bakersfield</i> , 11/28/15	5
at <i>Clemson</i> , 11/18/15	5
vs. Tennessee, 2/23/15	5
vs. Syracuse, 11/28/14	5
at Missouri, 2/28/13	5
vs. Georgia, 3/2/12	5
vs. Ole Miss, 3/3/11	5

Most	TOs
1. at Wake Forest, 12/3/08	32
2. vs. Hampton, 11/22/12	29
vs. Kentucky, 1/15/12	29
4. at Kentucky, 1/13/11	28
5. vs. Jacksonville, 12/30/08	26

Dawn Staley

Head Coach
8th Season at South Carolina
Virginia, 1992



When three-time Olympic gold medalist Dawn Staley took the reins of the University of South Carolina women's basketball program on May 10, 2008, the Gamecocks' stature immediately rose not just in the Southeastern Conference but on the national stage as well. Building on a foundation of hard work, defensive effort and a "team first" mentality, South Carolina began to realize those expectations in 2011-12, and the program has continued to thrive. The Gamecocks boast four straight 25-win seasons, which include two SEC regular-season championships (2014, 2015), an SEC Tournament title (2015), an NCAA Final Four appearance (2015) and two other Sweet 16 seasons (2012, 2014), the program's first ever No. 1 national ranking and a school-record 34 wins in 2014-15. Staley's success has united every demographic in the state of South Carolina as the Gamecocks' fan based has tripled over the last three seasons, leading the nation in home attendance in 2014-15 at 12,293 fans per game and pacing the country in attendance increase in 2013-14 and 2014-15.

While her coaching career is blossoming, Staley is still recognized for her body of work as a one of the most decorated participants in United States women's basketball history. The Naismith Memorial Basketball Hall of Fame solidified her legacy with her enshrinement into the Hall as part of the Class of 2013. The Phoenix Club of Philadelphia established the Dawn Staley Award recognizing the nation's top guard in women's Division I basketball in 2013 as well. Staley was inducted into the Women's Basketball Hall of Fame as part of the Class of 2012 and was one of the final nominees for induction to the U.S. Olympic Hall of Fame the same year. In the summer of 2011, the WNBA recognized her as one of the league's "Top 15," honoring the most influential players in the league's history.

In her 16th season as a head coach, Staley has led her teams to six 25-win seasons, a total of 12 postseason appearances (two WNIT) and 34 weeks in the Associated Press top 10, including 12 in the No. 1 spot.

At the helm of the Gamecocks over the last seven seasons, Staley has been named National Coach of the Year (2014, *Basketball Times*), a Naismith National Coach of the Year Finalist (2014, 2015), SEC Coach of the Year (2014, *Coaches and AP*; 2015, *Coaches*) and BCA Female Coach of the Year (2012). She has coached two All-Americans, 16 All-SEC selections, six SEC All-Freshman team selections, two SEC Player of the Year choices, an SEC Sixth Player of the Year, an SEC Defensive Player of the Year and three SEC Freshman of the Year winners. South Carolina has turned in historic seasons each of the last four, especially standing out among the program's 24 seasons in the SEC, posting 25 wins in 2011-12 and 2012-13, 29 wins in 2013-14 and a school-record 34 victories in 2014-15. The Gamecocks have won more SEC games than the season before in each of Staley's last six seasons, and her 67 SEC victories are more than any other Gamecock coach, accounting for 51.1 percent of the program's total 131 league wins. She has helped the Gamecocks to four of the program's five top-four finishes in the SEC, including the first regular-season championship in 2013-14 and a share of the same title in 2014-15. Her 113 overall wins in the last four seasons mark the most successful four-year stretch in program history. Off the court, Staley's Gamecocks have been active in the community and thriving in the classroom. Every student-athlete who completed her eligibility under Staley at South Carolina has graduated or is on track to graduate, and the team GPA has been over 3.0 for the last six semesters. During the historic 2014-15 season, eight Gamecocks posted at least a 3.0 GPA for the year.

Year-by-Year Coaching Record

Year	School	Record	Conf. Rec.	Conf. Finish	Postseason
2000-01	Temple	19-11	11-5	2nd East	WNIT
2001-02	Temple	20-11	12-4	2nd East	A-10 Tourn. Champ./NCAA 1st Round
2002-03	Temple	14-15	9-7	2nd East	
2003-04	Temple	21-10	14-2	1st East	A-10 Tourn. Champ./NCAA 1st Round
2004-05	Temple	28-4	16-0	1st East*	A-10 Tourn. Champ./NCAA 2nd Round
2005-06	Temple	24-8	12-4	3rd	A-10 Tourn. Champ./NCAA 1st Round
2006-07	Temple	25-8	13-1	2nd	NCAA 2nd Round
2007-08	Temple	21-13	12-2	T-1st	NCAA 1st Round
2008-09	South Carolina	10-18	2-12	11th	
2009-10	South Carolina	14-15	7-9	T-7th	
2010-11	South Carolina	18-15	8-8	T-5th	WNIT 2nd Round
2011-12	South Carolina	25-10	10-6	T-4th	NCAA Sweet 16
2012-13	South Carolina	25-8	11-5	T-4th	NCAA 2nd Round
2013-14	South Carolina	29-5	14-2	1st	NCAA Sweet 16
2014-15	South Carolina	34-3	15-1	T-1st	SEC Tourn. Champ./NCAA Final Four
2015-16	South Carolina	24-1	12-0		
Career	16th season	351-155	178-68		
At SC	8th season	179-75	79-43		

Coaching Highlights

College

- 10 NCAA Tournament Appearances (4 at South Carolina)
- 10 20-Win Seasons (4 at South Carolina)
- 3 Regular-Season Conference Titles (SEC 2014, 2015; A-10 2008)
- 5 Conference Tournament Titles (SEC 2015; A-10 2002, 2004, 2005, 2006)
- 2-time Naismith National Coach of the Year Finalist (2014, 2015)
- *Basketball Times* National Coach of the Year (2014)
- 3-time WBCA Region Coach of the Year (Region 3 2014, 2015; Region 1 2005)
- Four-time Conference Coach of the Year (SEC 2014, 2015; A-10 2004, 2005)

USA Basketball

- Senior National Team Asst. Coach (2006-08, 2014-16) – FIBA World Championship gold medal (2014), Beijing Olympics gold medal (2008), FIBA Americas Championship gold medal (2007), FIBA World Championship bronze medal (2006)
- U19 National Team Head Coach – FIBA U19 World Championship gold medal (2015)
 - > 2015 USA Basketball co-National Coach of the Year
- U18 National Team Head Coach – FIBA U18 Americas Championship gold medal (2014)
- Pan Am Games Head Coach – Gold medal (2007)

Playing Highlights

U.S. Professional – 11 seasons

- Five-time WNBA All-Star (2001-03, 2005-06)
- Two-time ABL All-Star (1997, 1998)
- WNBA All-Decade Team

USA Basketball

- Olympic gold medalist (1996, 2000, 2004)
- Flag bearer for U.S. in Olympic Games Opening Ceremony (2004)
- Two-time USA Basketball Female Athlete of the Year (1994, 2004)

College – Virginia (1989-92)

- Kodak All-America (1990, 1991, 1992)
- Honda-Broderick Cup Award for Collegiate Female Athlete of the Year (1991)
- Two-time ACC Player of the Year (1991, 1992)
- NCAA Tournament MOP (1991)

Other Notables

- Naismith Memorial Basketball Hall of Fame, Class of 2013
- Women's Basketball Hall of Fame, Class of 2012



DONIYAH CLINEY

6-0 • R-Fr. • G • Newark, N.J. • Shabazz
Major: Sociology



2015-16

- Has played in 11 games following hand injury, drawing two starts
- Scored five of team's first eight points in first career start against #16/19 Florida (Feb. 11) en route to first double-digit scoring game
- Efficient in relief of Tiffany Mitchell (injury) against #18/18 Kentucky (Feb. 4), notching seven points (3-of-4 shooting) that included a key bucket in transition during South Carolina's 10-2 run to end the game
- Scored her four points against Ole Miss (Jan. 28) during 13-4 fourth-quarter run to end Rebels' rally
- Made an impact on the boards against Ole Miss (Jan. 28), grabbing a career-best three rebounds in 12 minutes of action
- Showed her court vision at Auburn (Jan. 21) handing out three assists in the second half while capping the third quarter with her first career 3-pointer
- Added five points to win over No. 20/- Missouri (Jan. 10), finding her way in pace of play on both sides of the ball after not seeing game action since high school (2013-14)
- Made her South Carolina debut at Vanderbilt (Jan. 7), tallying two points in five minutes of action
- Was having great preseason before surgery on her right hand in early November ... had cast removed Dec. 17 and was fully cleared for practice in January

Miscellaneous

	Season	Career
10+ Points	1	1
5+ Assists	0	0
Tm-High Points	0	0
Tm-High Assists	0	0

Career Highs

Pts	10 vs. Florida, 2/11/16
Rebs	3, 2x, last vs. Florida, 2/11/16
Blks	
Stls	2 vs. Florida, 2/11/16
Assts	3 at Auburn, 1/21/16
Min	26 vs. Kentucky, 2/4/16

SEC Career Highs

Pts	10 vs. Florida, 2/11/16
Rebs	3, 2x, last vs. Florida, 2/11/16
Blks	
Stls	2 vs. Florida, 2/11/16
Assts	3 at Auburn, 1/21/16
Min	26 vs. Kentucky, 2/4/16

2015-16 Game-by-Game

Opponent	Date	GS	MIN	FG-A	3FG-A	FT-A	Reb	A	TO	B	S	TP
Ohio State	11/13					— DNP —						
UNCG	11/15					— DNP —						
at Clemson	11/18					— DNP —						
at UCLA	11/22					— DNP —						
vs. Arizona State	11/27					— DNP —						
vs. CSUB	11/28					— DNP —						
vs. Hawaii	11/29					— DNP —						
Duke	12/6					— DNP —						
Winthrop	12/13					— DNP —						
Hampton	12/16					— DNP —						
vs. East Carolina	12/20					— DNP —						
Elon	12/22					— DNP —						
Arkansas	1/3					— DNP —						
at Vanderbilt	1/7		5	1-2	0-0	0-0	0-0-0	0	0	0	0	2
Missouri	1/10		14	2-5	0-0	1-1	1-0-1	0	0	0	1	5
at Kentucky	1/14		5	0-2	0-0	0-0	0-0-0	0	0	0	0	0
Texas A&M	1/17					— DNP —						
at Auburn	1/21		11	1-2	1-2	0-0	0-2-2	3	1	0	0	3
at Miss. State	1/24		9	0-0	0-0	1-4	0-0-0	0	1	0	0	1
Ole Miss	1/28		12	1-5	0-1	2-4	2-1-3	1	1	0	0	4
at Texas A&M	1/31		1	0-0	0-0	0-0	0-0-0	0	0	0	0	0
Kentucky	2/4		26	3-4	0-0	1-1	0-1-1	2	2	0	1	7
UConn	2/8		20	1-3	1-2	1-2	0-0-0	1	1	0	0	4
Florida	2/11	*	19	3-5	1-2	3-4	1-2-3	2	7	0	2	10
at Tennessee	2/15	*	17	1-4	0-1	0-0	0-1-1	0	0	0	0	2

Career Stats at South Carolina

Year	GP	GS	Min	Avg	FG	FGA	Pct	3FG	FGA	Pct	FT	FTA	Pct	Off	Def	Tot	Avg	PF	FO	A	TO	Blk	Stl	Pts	Avg
2014-15																									
2015-16	11	2	138	12.5	13	32	.406	3	8	.375	9	16	.563	4	7	11	1.0	19	0	9	13	0	4	38	3.5
Career	11	2	138	12.5	13	32	.406	3	8	.375	9	16	.563	4	7	11	1.0	19	0	9	13	0	4	38	3.5



ALAINA COATES

6-4 • Jr. • C • Irmo, S.C. • Dutch Fork
Major: Social Work



Career Highlights

Naismith Midseason Watch List (2015-16)	2015 SEC All-Tournament Team
Wooden Award Watch List (2015-16)	2015 Naismith Trophy Top 50 Watch List
SEC Player of the Week (Feb. 2)	2014 SEC Co-6th Player of the Year (Coaches)
Preseason All-SEC First Team (Coaches, Media)	2014 SEC Freshman of the Year (Coaches, AP)
2015 SEC All-Defensive Team	2014 Freshman All-America First Team (Full Court)
All-SEC 2nd Team (Coaches - 2014, 2015; AP - 2015)	2014 SEC All-Freshman Team
2015 NCAA Greensboro Region MOP	5-time SEC Freshman of the Week (2013-14)

2015-16

- Ranks 16th in the nation in double-doubles and 32nd in rebounding, leading the SEC in both
- Averaging a double-double on the season overall and in SEC play
- Holds third place in school history with 160 career blocks, just 17 away from the school record
- Became the 31st player in program history to net 1,000 career points and the 10th to do it with 800 rebounds
- Has tallied 13 double-doubles (11 in her last 17 games), including one triple-double
- Led team in rebounds 18 times – at Clemson, at UCLA, Winthrop, Hampton, vs. ECU, Elon, Arkansas, at Vandy, Missouri, Texas A&M, at Auburn, at Miss. St., Ole Miss, at Texas A&M, Kentucky, UConn, Florida, at Tennessee
- Scored eight of her 14 points in the second half against #16/19 Florida (Feb. 11), including six in the fourth quarter to go along with two key assists that helped the Gamecocks preserve their lead down the stretch
- Dominated both ends of the floor against #18/18 Kentucky (Feb. 4), especially down the stretch with 12 of her SEC career-high 27 points coming in the fourth quarter on 4-of-4 field goals and 4-of-5 free throws
- Quietly stuffed the stat sheet at #10/10 Texas A&M (Jan. 31), adding career-high six assists to her double-double and helping key a 10-0 fourth-quarter run that turned a deficit into a six-point lead with solid defense at the rim, three defensive rebounds and a drive to the basket
- Grabbed nine of her 14 rebounds against Ole Miss (Jan. 28) in the first half and scored five of last seven points of the half
- Shook off tough scoring night with great rebounding at #10/10 Mississippi State (Jan. 24), including six in a tight third quarter and her 11th of the night sparking a transition layup for a six-point lead with 3:01 to play
- Established inside game early with six of team's first 12 points at Auburn (Jan. 21) and nearly had double-double by halftime

2015-16 Game-by-Game

Opponent	Date	GS	MIN	FG-A	3FG-A	FT-A	Reb	A	TO	B	S	TP
Ohio State	11/13		28	6-9	0-0	5-10	4-9-13	0	3	3	1	17
UNCG	11/15	*	13	6-7	0-0	0-3	2-5-7	0	0	0	3	12
at Clemson	11/18	*	22	4-7	0-0	2-4	5-1-6	1	2	2	1	10
at UCLA	11/22	*	32	6-7	0-0	0-0	4-8-12	0	1	0	2	12
vs. Arizona State	11/27	*	23	3-6	0-0	0-1	3-4-7	1	2	1	1	6
vs. CSUB	11/28	*	22	3-10	0-0	0-2	1-3-4	0	1	0	0	6
vs. Hawaii	11/29	*	20	1-3	0-0	1-2	0-1-1	0	2	3	0	3
Duke	12/6	*	25	7-9	0-0	2-4	2-5-7	0	1	1	1	16
Winthrop	12/13	*	30	13-15	0-0	3-5	6-10-16	0	1	10	1	29
Hampton	12/16	*	26	8-11	0-0	6-9	2-10-12	2	3	1	0	22
vs. East Carolina	12/20	*	21	4-8	0-0	2-4	4-11-15	0	0	2	0	10
Elon	12/22	*	24	5-6	0-0	6-6	5-3-8	0	4	2	1	16
Arkansas	1/3	*	26	4-5	0-0	3-3	0-10-10	2	0	1	1	11
at Vanderbilt	1/7	*	29	5-6	0-0	1-4	3-7-10	1	1	0	0	11
Missouri	1/10	*	19	3-3	0-0	7-12	3-9-12	0	2	0	1	13
at Kentucky	1/14	*	28	3-4	0-0	3-4	2-9-11	1	0	0	0	9
Texas A&M	1/17	*	34	2-5	0-0	1-2	1-10-11	3	1	0	2	5
at Auburn	1/21	*	26	8-10	0-0	1-2	5-5-10	2	4	1	0	17
at Miss. State	1/24	*	37	2-3	0-0	2-2	1-10-11	1	1	2	3	6
Ole Miss	1/28	*	23	6-9	0-0	1-6	5-9-14	2	1	1	1	13
at Texas A&M	1/31	*	38	5-8	0-0	2-3	2-8-10	6	1	0	1	12
Kentucky	2/4	*	32	10-14	0-0	7-12	5-8-13	2	3	4	1	27
UConn	2/8	*	26	1-6	0-0	0-2	0-9-9	0	3	0	2	2
Florida	2/11	*	35	7-8	0-0	0-2	0-11-11	3	2	0	3	14
at Tennessee	2/15	*	26	0-1	0-0	0-2	0-10-10	1	1	0	4	0

Miscellaneous

	Season	Career
Triple-Double	1	1
Double-Double	13	35
20+ Points	3	11
10+ Points	17	64
10+ Rebounds	17	42
5+ Blocks	1	4
Tm-High Points	4	16
Tm-High Rebs.	18	52

Career Highs

Pts	29 vs. Winthrop, 12/13/15
Rebs	17 vs. Kentucky, 1/9/14
Blks	10 vs. Winthrop, 12/13/15
Stls	4 at Tennessee, 2/15/16
Assts	6 at Texas A&M, 1/31/16
Min	38 at Texas A&M, 1/31/16

2015-16 Highs

Pts	29 vs. Winthrop, 12/13
Rebs	16 vs. Winthrop, 12/13
Blks	10 vs. Winthrop, 12/13
Stls	4 at Tennessee, 2/15
Assts	6 at Texas A&M, 1/31
Min	38 at Texas A&M, 1/31

SEC Career Highs

Pts	27 vs. Kentucky, 2/4/16
Rebs	17 vs. Kentucky, 1/9/14
Blks	5, 3x, last vs. Alabama, 1/29/15
Stls	4 at Tennessee, 2/15/16
Assts	6 at Texas A&M, 1/31/16
Min	38 at Texas A&M, 1/31/16

- Hit both 1,000 career points and 700 career rebounds in opening minute against #20/- Missouri (Jan. 10), finishing with third-straight double-double
- Completed her school-record 12th career double-double in SEC play with key putback in late 11-3 run that sealed win at Vanderbilt (Jan. 7)
- Played an historic career game against Winthrop (Dec. 13), recording program's first triple-double since Dec. 20, 2006, and first ever with blocked shots, swatting away a school-record 10 to go with her career high 29 points and 16 rebounds
- Connected on 7-of-9 field goals against #14/13 Duke (Dec. 6) and tallied six crucial points down the stretch to help South Carolina pull away
- Scored the game-tying putback with 56 seconds left against #16/18 Arizona State (Nov. 27)
- Double-double at UCLA (Nov. 22) kept Gamecocks within reach and made key steal during 8-2 run over final 90 seconds to secure the win
- Dominated the glass late against #6/10 Ohio State (Nov. 13), especially in 10-2 run over final 2:35 that decided the game, and finished the contest with her 24th career double-double (17 points, 13 rebounds)

Career Stats at South Carolina

Year	GP	GS	Min	Avg	FG	FGA	Pct	3FG	FGA	Pct	FT	FTA	Pct	Off	Def	Tot	Avg	PF	FO	A	TO	Blk	Stl	Pts	Avg
2013-14	34	1	668	19.6	148	242	.612	0	0	—	121	185	.654	82	203	285	8.4	83	1	11	57	73	17	417	12.3
2014-15	36	5	760	21.1	141	251	.562	0	0	—	117	168	.696	99	186	285	7.9	62	0	28	50	53	19	399	11.1
2015-16	25	24	665	26.6	122	180	.678	0	0	—	55	106	.519	65	185	250	10.0	61	0	28	40	34	30	299	12.0
Career	95	30	2093	22.0	411	673	.611	0	0	—	293	459	.638	246	574	820	8.6	206	1	67	147	160	66	1115	11.7



BIANCA CUEVAS

5-6 • So. • G • Bronx, N.Y. • Nazareth Regional
Major: Criminal Justice



Career Highlights

2015 Rainbow Wahine Showdown All-Tournament

McDonald's All-America (2013-14)

New York Class AA co-Player of the Year (2013-14)

2015-16

- Has appeared in every game
- Led team in scoring once – vs. Arizona State
- Handed out team-high assists once – vs. CSUB
- Hit a 3-pointer and dished out two of her three assists during 16-0 run that opened second quarter against #16/19 Florida (Feb. 11)
- Solid extended minutes against #18/18 Kentucky (Feb. 4), committing just one turnover in 21 minutes
- Scored seven of her nine points against #15/11 Texas A&M (Jan. 17) during 12-7 fourth-quarter run that gave Gamecocks five-point lead with 3:55 to play
- Played lock-down defense against #20/- Missouri (Jan. 10), recording a career-best five steals
- Snatched a game-high three steals in the SEC opener against Arkansas (Jan. 3)
- Matched a career high with four rebounds against #14/13 Duke (Dec. 6)
- Named to the Rainbow Wahine Showdown All-Tournament team, finishing second on the team in scoring at the event with 17.0 points per game on 54.1 percent shooting, averaging 3.3 rebounds and swiping seven steals over the three-game event
- Scored in double figures for the third-straight game with 13 at Hawaii (Nov. 29), including nine in the second half to help Gamecocks pull away from a seven-point halftime lead
- Fell one point shy of her career high with 20 against CSU Bakersfield with four of her nine fourth-quarter points coming on back-to-back plays to launch a 14-2 run that put the game out of Roadrunners' reach
- Went on a personal 11-7 second-half run against #16/18 Arizona State (Nov. 27) as part of her team-high tying 18 points
- Gave UNCG (Nov. 15) trouble with her speed en route to 11 points, including 6-of-8 from the free throw line

Miscellaneous

	Season	Career
20+ Points	1	2
10+ Points	6	14
5+ Assists	1	6
Tim-High Points	1	3
Tim-High Assists	1	9

Career Highs

Pts21 at Ole Miss, 2/1/15
Rebs4, 6x, last vs. Duke, 12/6/15
Blks2, 2x, last vs. UConn, 2/8/16
Stls5 vs. Missouri, 1/10/16
Assts6 vs. CSU Bakersfield, 11/28/15
Min30 vs. Southern Cal, 11/15/14

2015-16 Highs

Pts20 vs. CSU Bakersfield, 11/28
Rebs4, 3x, last vs. Duke, 12/6
Blks2 vs. UConn, 2/8
Stls5 vs. Missouri, 1/10
Assts6 vs. CSU Bakersfield, 11/28
Min29 vs. Hawaii, 11/29

SEC Career Highs

Pts21 vs. Ole Miss, 2/1/15
Rebs4, 3x, last at Georgia, 2/5/15
Blks1, 2x, last at Kentucky, 3/1/15
Stls5 vs. Missouri, 1/10/16
Assts5, 2x, last vs. Vanderbilt, 2/15/15
Min24, 2x, last vs. Arkansas, 1/3/16

2015-16 Game-by-Game

Opponent	Date	GS	MIN	FG-A	3FG-A	FT-A	Reb	A	TO	B	S	TP
Ohio State	11/13		8	1-5	0-1	3-4	0-0-0	1	1	0	0	5
UNCG	11/15		19	2-4	1-3	6-8	0-2-2	1	3	0	2	11
at Clemson	11/18		17	2-7	0-3	0-0	0-1-1	2	0	0	2	4
at UCLA	11/22		13	2-4	0-0	3-3	0-2-2	2	2	0	0	7
vs. Arizona State	11/27		18	7-13	0-2	4-7	0-2-2	0	2	0	2	18
vs. CSUB	11/28		26	8-12	2-5	2-2	1-3-4	6	2	0	3	20
vs. Hawaii	11/29		29	5-12	1-3	2-4	1-3-4	0	2	0	2	13
Duke	12/6		13	1-4	0-1	0-2	0-4-4	2	1	0	0	2
Winthrop	12/13		22	4-11	1-2	4-4	0-2-2	1	2	0	1	13
Hampton	12/16		17	2-6	1-3	1-1	0-1-1	1	2	0	0	6
vs. East Carolina	12/20		17	1-7	0-3	2-2	0-1-1	1	0	0	3	4
Elon	12/22		15	1-4	0-3	0-0	0-1-1	2	3	0	0	2
Arkansas	1/3		24	4-8	1-5	1-2	1-1-2	3	3	0	3	10
at Vanderbilt	1/7		12	2-6	0-3	0-0	0-1-1	2	2	0	1	4
Missouri	1/10		17	2-6	0-1	2-2	0-0-0	1	3	0	5	6
at Kentucky	1/14		15	0-7	0-1	2-2	0-0-0	1	0	0	0	2
Texas A&M	1/17		20	3-6	1-1	2-2	1-2-3	2	2	0	1	9
at Auburn	1/21		18	0-3	0-2	1-2	0-2-2	2	2	0	0	1
at Miss. State	1/24		6	0-2	0-0	0-2	0-0-0	1	1	0	0	0
Ole Miss	1/28		18	3-7	0-2	0-0	0-0-0	1	2	0	0	6
at Texas A&M	1/31		3	0-0	0-0	0-0	0-0-0	0	0	0	0	3
Kentucky	2/4		21	1-5	0-1	3-4	0-2-2	2	1	0	1	5
UConn	2/8		20	1-7	0-1	0-0	1-1-2	1	1	2	0	2
Florida	2/11		17	1-5	1-1	0-0	0-0-0	3	2	0	0	3
at Tennessee	2/15		16	0-4	0-1	2-2	0-0-0	2	4	0	2	2

Career Stats at South Carolina

Year	GP	GS	Min	Avg	FG	FGA	Pct	3FG	FGA	Pct	FT	FTA	Pct	Off	Def	Tot	Avg	PF	FO	A	TO	Blk	Stl	Pts	Avg
2014-15	37	0	536	14.5	74	200	.370	16	72	.222	45	58	.776	13	35	48	1.3	44	1	64	60	5	42	209	5.6
2015-16	25	0	421	16.8	53	155	.342	9	48	.188	40	55	.727	5	31	36	1.4	25	0	40	43	2	28	155	6.2
Career	62	0	957	15.4	127	355	.358	25	120	.208	85	113	.752	18	66	84	1.4	69	1	104	103	7	70	364	5.9



ASIA DOZIER

6-0 • Sr. • G/F • Columbia, S.C. • Spring Valley
Major: Accounting



Career Highlights

Three-time SEC Academic Honor Roll

2015-16

- Team captain
- Has played in 20 games with 11 starts
- Suffered injury to right hand at #10/10 Texas A&M (Jan. 31) and is listed as day-to-day for her return
- Has recorded at least five assists three times
- Handed out team-high assists four times – UNCG, Duke, Hampton, Ole Miss
- Displayed great court vision against Ole Miss (Jan. 28) to finish with a game-high five assists
- Hit two clutch free throws at #10/10 Mississippi State (Jan. 24) after playing just 5:00 in the second half to give South Carolina a 55-51 advantage with 23 seconds to play
- Reached double figures for the first time this season against East Carolina (Dec. 20), scoring five of her 10 points in the first quarter
- Returned to starting lineup against Hampton (Dec. 16), matching a career high with two steals in the opening 10 minutes
- Connected on a game-high three 3-pointers on the way to a season-best nine points against Winthrop (Dec. 13)
- Was solid, steady force on defense against #14/13 Duke (Dec. 6)
- Started the second half at Clemson (Nov. 18) and hit back-to-back 3s as part of 19-5 run that broke open the game
- Tied career high with six assists against UNCG (Nov. 15)
- Started the second half against #6/10 Ohio State (Nov. 13), providing calming influence after Gamecocks trailed at the break

Miscellaneous

	Season	Career
10+ Points	1	14
10+ Rebounds	0	1
5+ Assists	3	11
Tm-High Points	0	2
Tm-High Assists	4	17

Career Highs

Pts	16, 2x, at San Diego State, 11/23/13
Rebs.....	10 vs. Elon, 11/9/12
Blks	3 at Kentucky, 3/1/15
Stls.....	2, 9x, last vs. Hampton, 12/16/15
Assts	6, 3x, last vs. UNCG, 11/15/15
Min.....	40 at Arkansas, 1/2/14

2015-16 Highs

Pts	10 vs. East Carolina, 12/20
Rebs.....	3 vs. Missouri, 1/10
Blks	
Stls.....	2 vs. Hampton, 12/16
Assts	6 vs. UNCG, 11/15
Min.....	26 vs. UNCG, 11/15

SEC Career Highs

Pts	15 at Alabama, 1/8/15
Rebs.....	6 vs. Florida, 2/23/14
Blks	3 at Kentucky, 3/1/15
Stls.....	2 at Alabama, 1/8/15
Assts	6 vs. Ole Miss, 1/30/14
Min.....	40 at Arkansas, 1/2/14

2015-16 Game-by-Game

Opponent	Date	GS	MIN	FG-A	3FG-A	FT-A	Reb	A	TO	B	S	TP
Ohio State	11/13		12	1-2	0-0	2-2	0-0-0	1	2	0	0	4
UNCG	11/15		26	1-4	1-4	0-0	0-2-2	6	0	0	0	3
at Clemson	11/18		21	3-9	2-7	0-0	0-1-1	0	1	0	0	8
at UCLA	11/22		3	0-1	0-1	0-0	0-0-0	0	1	0	0	0
vs. Arizona State	11/27		5	0-0	0-0	0-0	0-1-1	0	1	0	1	2
vs. CSUB	11/28		3	0-1	0-1	0-0	0-0-0	0	0	0	0	0
vs. Hawaii	11/29		25	0-2	0-2	3-4	0-0-0	3	1	0	1	3
Duke	12/6		20	0-2	0-1	0-0	0-2-2	3	1	0	0	0
Winthrop	12/13		18	3-4	3-4	0-0	0-2-2	3	2	0	1	9
Hampton	12/16	*	22	2-6	0-2	2-2	1-1-2	5	1	0	2	6
vs. East Carolina	12/20	*	19	4-5	2-2	0-0	0-1-1	0	1	0	0	10
Elon	12/22	*	22	3-5	1-3	0-0	1-0-1	3	1	0	0	7
Arkansas	1/3						— DNP —					
at Vanderbilt	1/7	*	23	1-5	1-4	0-0	0-1-1	4	2	0	0	3
Missouri	1/10	*	18	1-3	0-0	0-0	1-2-3	1	1	0	0	2
at Kentucky	1/14	*	5	0-2	0-1	0-0	0-1-1	0	1	0	0	0
Texas A&M	1/17	*	13	0-1	0-1	0-0	1-0-1	1	2	0	1	0
at Auburn	1/21	*	20	0-4	0-3	1-2	0-2-2	3	0	0	0	1
at Miss. State	1/24	*	12	0-1	0-1	2-2	0-1-1	1	1	0	0	2
Ole Miss	1/28	*	20	1-3	1-3	0-0	0-0-0	5	1	0	1	3
at Texas A&M	1/31	*	22	0-0	0-0	0-0	0-1-1	1	3	0	0	0
Kentucky	2/4						— DNP —					
UConn	2/8						— DNP —					
Florida	2/11						— DNP —					
at Tennessee	2/15						— DNP —					

Career Stats at South Carolina

Year	GP	GS	Min	Avg	FG	FGA	Pct	3FG	FGA	Pct	FT	FTA	Pct	Off	Def	Tot	Avg	PF	FO	A	TO	Blk	Stl	Pts	Avg
2012-13	31	0	398	12.8	28	134	.209	16	91	.176	11	24	.458	19	42	61	2.0	35	1	25	20	4	8	83	2.7
2013-14	34	32	911	26.8	72	211	.341	33	103	.320	28	44	.636	18	77	95	2.8	63	0	92	68	7	21	205	6.0
2014-15	37	30	615	16.6	55	133	.414	29	87	.333	10	13	.769	2	36	38	1.0	27	0	67	33	7	20	149	4.0
2015-16	20	11	329	16.5	21	62	.339	11	40	.275	10	12	.833	4	18	22	1.1	16	0	40	23	0	7	63	3.2
Career	122	73	2253	18.5	176	540	.326	89	321	.277	59	93	.634	43	173	216	1.8	141	1	224	144	18	56	500	4.1



#44 INDIA FARMER

6-0 • Jr. • F • N. Myrtle Beach, S.C. • North Myrtle Beach
Major: Criminal Justice



Career Highlights

Two-time SEC Academic Honor Roll

2015-16

- Has seen time in four contests, including SEC opener against Arkansas (Jan. 3)
- Recorded a pair of blocked shots against UNCG (Nov. 15)

Career Highs

Pts 3, 2x, last vs. Alabama, 1/19/14
Rebs 3 vs. NC Central, 12/2/13
Blks 2 vs. UNCG, 11/15/15
Stls 1 at Florida, 1/19/15
Assts
Min 11 vs. NC Central, 12/2/13

2015-16 Highs

Pts
Rebs 1, 4x, last vs. Arkansas, 1/3
Blks 2 vs. UNCG, 11/15
Stls
Assts
Min 5, 2x, last vs. East Carolina, 12/20

SEC Career Highs

Pts 3, 2x, last vs. Alabama, 1/19/14
Rebs 1, 2x, last vs. Arkansas, 1/3/16
Blks
Stls 1 at Florida, 1/19/15
Assts
Min 4, 2x, last at Florida, 1/19/15

2015-16 Game-by-Game

Opponent	Date	GS	MIN	FG-A	3FG-A	FT-A	Reb	A	TO	B	S	TP
Ohio State	11/13					— DNP —						
UNCG	11/15		5	0-1	0-1	0-0	0-1-1	0	0	2	0	0
at Clemson	11/18					— DNP —						
at UCLA	11/22					— DNP —						
vs. Arizona State	11/27					— DNP —						
vs. CSUB	11/28					— DNP —						
vs. Hawaii	11/29					— DNP —						
Duke	12/6					— DNP —						
Winthrop	12/13		3	0-2	0-1	0-0	1-0-1	0	0	0	0	0
Hampton	12/16					— DNP —						
vs. East Carolina	12/20		5	0-1	0-1	0-0	0-1-1	0	0	0	0	0
Elon	12/22					— DNP —						
Arkansas	1/3		3	0-0	0-0	0-0	0-1-1	0	0	0	0	0
at Vanderbilt	1/7					— DNP —						
Missouri	1/10					— DNP —						
at Kentucky	1/14					— DNP —						
Texas A&M	1/17					— DNP —						
at Auburn	1/21					— DNP —						
at Miss. State	1/24					— DNP —						
Ole Miss	1/28					— DNP —						
at Texas A&M	1/31					— DNP —						
Kentucky	2/4					— DNP —						
UConn	2/8					— DNP —						
Florida	2/11					— DNP —						
at Tennessee	2/15					— DNP —						

Career Stats at South Carolina

Year	GP	GS	Min	Avg	FG	FGA	Pct	3FG	FGA	Pct	FT	FTA	Pct	Off	Def	Tot	Avg	PF	FO	A	TO	Blk	Stl	Pts	Avg
2013-14	18	0	48	2.7	2	7	.286	2	4	.500	0	0	—	2	4	6	0.3	4	0	0	1	1	0	6	0.3
2014-15	16	0	37	2.3	0	4	.000	0	2	.000	4	6	.667	5	3	8	0.5	1	0	0	1	0	1	4	0.3
2015-16	4	0	16	4.0	0	4	.000	0	3	.000	0	0	—	1	3	4	1.0	2	0	0	0	2	0	0	0.0
Career	38	0	101	2.7	2	15	.133	2	9	.222	4	6	.667	8	10	18	0.5	7	0	0	2	3	1	10	0.3



#24

SARAH IMOVBIOH

6-2 • Sr. • F • Abuja, Nigeria • Virginia
Major: Criminal Justice (master's)



Career Highlights

2011 Parade All-America (HS)

2015-16

- Has played in every game, starting three
- Led the team in rebounding twice – UNCG, at Clemson
- Needed just 11 minutes to record six points and six rebounds, including five offensive, against #16/19 Florida (Feb. 11)
- Was aggressive against #1/1 UConn (Feb. 8), scoring eight of her team-high 13 points in the second half and finishing 6-of-6 from the floor
- Grabbed seven of her nine rebounds against Ole Miss (Jan. 28) on the offensive end, including five in 10 minutes of second-half action
- Controlled the glass early at #10/10 Mississippi State (Jan. 24), collecting six first-half rebounds and seven total boards in just nine minutes of action
- Was effective in her SEC debut against Arkansas (Jan. 3) with seven rebounds and nine points in just 17 minutes
- Grabbed seven of her 12 rebounds against East Carolina (Dec. 20) in the first half
- Great offensive work against Hampton (Dec. 16), finishing with career bests in points (19), field goals (6) and free throws (7) after playing a career-high 24 minutes
- Was second on team in rebounding at Rainbow Wahine Showdown (Nov. 27-29) with 5.7 per game, including 2.3 offensive per outing
- Grabbed six of eight total rebounds against #16/18 Arizona State (Nov. 27) in the first half, including all three offensive boards to help Gamecocks stay within one possession at halftime
- Started the second half at Clemson (Nov. 18), providing great energy on the glass and adding four points to the game-changing 19-5 third-quarter surge
- Posted first double-double of Gamecock career with 14 points and team-high 11 boards against UNCG (Nov. 15)
- Had great fourth quarter against #6/10 Ohio State, scoring the six of the first eight points in the period, including to putbacks, to hold off the charging Buckeyes

Miscellaneous

	Season	Career
Double-Double	1	1
10+ Points	3	3
10+ Rebounds	3	3
Tm-High Points	1	1
Tm-High Rebs.	2	2

Career Highs

Pts 19 vs. Hampton, 12/16/15
Rebs 12 vs. East Carolina, 12/20/15
Blks 1, 3x, last at Kentucky, 1/14/16
Stls 2, 2x, last at Clemson, 11/18/15
Assts 2, 2x, last vs. Missouri, 1/10/16
Min 24 vs. Hampton, 12/16/15

SEC Career Highs

Pts 9 vs. Arkansas, 1/3/16
Rebs 9 vs. Ole Miss, 1/28/16
Blks 1, 2x, last at Kentucky, 1/14/16
Stls 1 at Auburn, 1/21/16
Assts 2 vs. Missouri, 1/10/16
Min 17, 4x, last vs. Ole Miss, 1/28/16

2015-16 Game-by-Game

Opponent	Date	GS	MIN	FG-A	3FG-A	FT-A	Reb	A	TO	B	S	TP
Ohio State	11/13	*	16	4-5	0-0	0-2	3-7-10	0	1	0	0	8
UNCG	11/15		21	5-7	0-0	4-6	5-6-11	0	0	0	2	14
at Clemson	11/18		19	3-4	0-0	3-8	4-2-6	0	0	0	2	9
at UCLA	11/22		8	0-0	0-0	0-0	3-1-4	0	0	0	1	0
vs. Arizona State	11/27		16	0-1	0-0	1-2	3-5-8	0	2	0	0	1
vs. CSUB	11/28		15	3-5	0-0	0-5	3-2-5	0	0	0	0	6
vs. Hawaii	11/29		13	1-2	0-0	1-1	1-3-4	0	1	0	0	3
Duke	12/6		3	0-0	0-0	0-0	0-0-0	0	1	0	0	0
Winthrop	12/13	*	22	3-3	0-0	1-1	1-3-4	1	1	1	0	7
Hampton	12/16	*	24	6-8	0-0	7-9	5-2-7	0	0	0	0	19
vs. East Carolina	12/20		18	1-5	0-0	2-3	4-8-12	2	0	0	0	4
Elon	12/22		16	1-2	0-0	0-0	2-1-3	0	1	0	1	2
Arkansas	1/3		17	4-7	0-0	1-2	4-3-7	0	3	0	0	9
at Vanderbilt	1/7		5	0-0	0-0	0-0	0-2-2	0	1	0	0	0
Missouri	1/10		17	2-2	0-0	0-0	0-2-2	2	2	1	0	4
at Kentucky	1/14		13	0-2	0-0	0-2	2-3-5	0	0	1	0	0
Texas A&M	1/17		3	0-2	0-0	0-0	1-0-1	0	1	0	0	0
at Auburn	1/21		17	1-1	0-0	0-2	1-1-2	0	0	0	1	2
at Miss. State	1/24		9	0-0	0-0	0-0	4-3-7	0	2	0	0	0
Ole Miss	1/28		17	3-5	0-0	1-3	7-2-9	0	2	0	0	7
at Texas A&M	1/31		1	0-0	0-0	0-0	1-0-1	0	0	0	0	1
Kentucky	2/4		8	1-2	0-0	0-0	1-0-1	0	0	0	0	2
UConn	2/8		21	6-6	0-0	1-1	2-6-8	0	1	0	0	13
Florida	2/11		11	3-5	0-0	0-2	5-1-6	0	0	0	0	6
at Tennessee	2/15		13	0-2	0-0	0-0	2-1-3	0	1	0	0	0

Career Stats at South Carolina

Year	GP	GS	Min	Avg	FG	FGA	Pct	3FG	FGA	Pct	FT	FTA	Pct	Off	Def	Tot	Avg	PF	FO	A	TO	Blk	Stl	Pts	Avg
2015-16	25	3	343	13.7	47	76	.618	0	0	—	22	49	.449	64	64	128	5.1	38	0	5	20	3	7	116	4.6



#25

TIFFANY MITCHELL

5-9 • Sr. • G • Charlotte, N.C. • Providence Day
Major: Retail Management



Career Highlights

Wooden Award Late Season Top 20
USBWA Ann Meyers Drysdale Award Midseason Watch List
Dawn Staley Award Midseason Watch List
Naismith Midseason Watch List
Senior CLASS Award candidate
Preseason All-America (AP, Lindy's, Athlon, SI, ESPN)
Preseason SEC Player of the Year (Coaches, Media)
Two-time SEC Player of the Year (Coaches – 2014, 2015; AP - 2015)
Two-time All-SEC First Team (2014, 2015)
2015 All-America First Team (ESPN, AP, USBWA)
2015 Naismith and Dawn Staley Award Finalist

2015 Wooden Award All-America Team/Finalist
2015 Wade Watch List
2015 Capital One Academic All-District 4
2015 NCAA Greensboro Region All-Tournament Team
2015 FIBA 3x3 World Championship Gold (USA)
2014 WBCA All-America
2014 All-America Third Team (AP, Full Court)
2014 Wooden Award Final Ballot, Wade Trophy Watch List, Dawn Staley Award Watch List
2014 WBCA All-Region 3
2014 SEC All-Defensive Team
2013 SEC All-Freshman Team

Miscellaneous

	Season	Career
Double-Double	0	4
20+ Points	4	17
10+ Points	23	98
10+ Rebounds	0	7
5+ Assists	3	14
5+ Steals	0	8
Tm-High Points	8	45
Tm-High Rebs.	0	10
Tm-High Assists	7	36

2015-16

- Selected team captain for second-straight season
- In SEC play, ranks among league's top 10 in three categories – sixth in scoring (15.4 ppg) and fourth in field goal percentage (.417) and free throw percentage (.825)
- Ranks eighth in the SEC in scoring overall, third in free throw percentage and 10th in 3-pointers made per game
- Has been team's top scorer eight times – at Clemson, at UCLA, vs. ECU, Elon, at Vandy, Mizzou, at Miss. St., Florida
- Handed out team-high assists seven times – Ohio State, Arkansas, at Vanderbilt, Missouri, at Auburn, at Miss. St., Florida
- Put together a personal 6-0 scoring run late in the third quarter at #24/- Tennessee (Feb. 15) to reclaim lead on the way to her 23rd double-digit point performance of the season
- Led team in points and assist vs. #16/19 Florida (Feb. 11), knocking down three timely 3s and all seven of her free throws
- Scored 18 of her 20 points in the second half at #10/10 Texas A&M (Jan. 31), including seven during South Carolina's 13-2 fourth-quarter run that grabbed control of the game
- Willed the Gamecocks to victory at #10/10 Mississippi State (Jan. 24), scoring seven straight points to stretch a one-point lead to six with 2:34 to go and adding clutch free throws in final 10 seconds for second 20-point game

2015-16 Game-by-Game

Opponent	Date	GS	MIN	FG-A	3FG-A	FT-A	Reb	A	TO	B	S	TP
Ohio State	11/13	*	32	6-12	2-4	1-2	1-2-3	3	8	1	4	15
UNCG	11/15	*	23	3-11	2-7	2-2	0-2-2	5	1	0	2	10
at Clemson	11/18	*	25	6-12	4-7	2-4	3-2-5	0	1	0	4	18
at UCLA	11/22	*	34	5-12	1-5	6-6	2-3-5	2	6	0	1	17
vs. Arizona State	11/27	*	36	2-7	0-3	2-2	0-1-1	1	2	0	2	6
vs. CSUB	11/28	*	32	3-9	0-2	7-8	0-1-1	1	1	0	0	13
vs. Hawaii	11/29	*	29	5-10	2-5	2-2	1-1-2	2	3	0	0	14
Duke	12/6	*	35	3-13	1-5	5-6	2-2-4	2	3	1	0	12
Winthrop	12/13	*	22	4-8	3-6	1-2	1-4-5	3	4	0	1	12
Hampton	12/16	*	29	4-11	3-6	6-8	4-2-6	2	0	0	1	17
vs. East Carolina	12/20	*	24	5-9	1-3	7-8	0-1-1	3	1	0	2	18
Elon	12/22	*	34	7-15	3-6	1-1	2-2-4	2	1	1	1	18
Arkansas	1/3	*	26	4-9	2-5	2-3	0-3-3	4	3	0	2	12
at Vanderbilt	1/7	*	34	8-15	3-6	3-6	1-1-2	5	2	0	2	22
Missouri	1/10	*	31	5-12	1-5	8-9	0-2-2	2	2	0	3	19
at Kentucky	1/14	*	31	5-13	1-5	5-5	1-1-2	2	2	0	1	16
Texas A&M	1/17	*	40	4-13	1-5	2-5	2-2-4	2	3	0	4	11
at Auburn	1/21	*	24	4-10	1-3	4-4	1-0-1	5	1	0	3	13
at Miss. State	1/24	*	37	6-15	1-7	8-9	0-2-2	2	7	0	0	21
Ole Miss	1/28	*	26	6-11	3-6	0-0	1-3-4	4	2	1	1	15
at Texas A&M	1/31	*	38	7-17	1-6	5-5	3-1-4	2	3	0	3	20
Kentucky	2/4	*	10	1-2	0-0	0-0	0-0-0	0	3	0	1	2
UConn	2/8	*	39	4-12	2-5	2-2	0-5-5	0	2	1	2	12
Florida	2/11	*	35	6-15	3-6	7-7	0-3-3	4	3	0	1	22
at Tennessee	2/15	*	34	4-12	1-5	3-4	1-1-2	2	2	0	0	12

Career Stats at South Carolina

Year	GP	GS	Min	Avg	FG	FGA	Pct	3FG	FGA	Pct	FT	FTA	Pct	Off	Def	Tot	Avg	PF	FO	A	TO	Blk	Stl	Pts	Avg
2012-13	33	30	927	28.1	107	282	.379	22	60	.367	68	111	.613	60	109	169	5.1	64	1	43	82	4	44	304	9.2
2013-14	34	34	1066	31.4	165	335	.493	40	74	.541	157	198	.793	41	149	190	5.6	63	0	118	97	8	62	527	15.5
2014-15	37	37	1106	29.9	189	378	.500	57	137	.416	98	117	.838	28	87	115	3.1	64	1	106	82	11	65	533	14.4
2015-16	25	25	760	30.4	117	285	.411	42	123	.341	91	110	.827	26	47	73	3.0	46	0	60	66	5	41	367	14.7
Career	129	126	3859	29.9	578	1280	.452	161	394	.409	414	536	.772	155	392	547	4.2	237	2	327	327	28	212	1731	13.4

Career Highs

Pts 25 vs. Georgia, 2/27/14
Rebs 11, 5x, last at Arkansas, 1/2/14
Blks 3 at Arkansas, 2/19/15
Stls 7 vs. NC Central, 12/2/14
Assts 9 at San Diego State, 11/23/13
Min.... 40, 3x, last vs. Texas A&M, 1/17/16

2015-16 Highs

Pts 22, 2x, last vs. Florida, 2/11
Rebs 6 vs. Hampton, 12/16
Blks 1, 5x, last vs. UConn, 2/8
Stls 4, 3x, last vs. Texas A&M, 1/17
Assts 5, 3x, last at Auburn, 1/21
Min..... 40 vs. Texas A&M, 1/17

SEC Career Highs

Pts 25 vs. Georgia, 2/27/14
Rebs 11, 2x, last at Arkansas, 1/2/14
Blks 3 at Arkansas, 2/19/15
Stls 6 at Auburn, 1/12/14
Assts 8, 2x, last vs. Ole Miss, 1/30/14
Min..... 40 vs. Texas A&M, 1/17/16



#23

TINA ROY

5-11 • Sr. • G • Kaplan, La. • Kaplan
Major: Retail Management

Career Highlights

Two-time SEC Academic Honor Roll

2015-16

- Selected team captain
- Has played in every game, starting 12
- In league play, leads the SEC in 3-pointers per game (2.6) and 3-point percentage (.397)
- Overall, ranks fourth in 3s made per game (2.0)
- Has led the team in scoring twice – at UCLA, vs. Arkansas
- Dished out a team-high assists 10 times – UNCG, at UCLA, vs. Arizona State, Missouri, at Kentucky, at Miss. St., Kentucky, UConn, Florida, at Tennessee
- Fueled South Carolina's 12-2 fourth-quarter run at #24/- Tennessee (Feb. 15) with two 3-pointers, the last of which gave the Gamecocks their first double-digit lead of the contest
- Hit a pair of first-half 3s against #16/19 Florida (Feb. 11) to help establish 12-point halftime lead
- Started against #18/18 Kentucky (Feb. 4) contributing on both ends with two steals, a team-high four assists and five timely points, including a free-throw-line jumper after the Wildcats got within three points in fourth quarter
- Well-rounded effort against Ole Miss (Jan. 28) matching career high with three steals to go with nine points on three 3s and four assists
- Opened and closed 11-4 run at end of second quarter at #10/10 Mississippi State (Jan. 24) with 3-pointers and added a third to cap a 7-0 run that ended a 35-35 tie midway through the fourth quarter
- Helped spark an 18-0 run in the second quarter at Auburn (Jan. 21) with a pair of 3-pointers in a 2:00 span, the second of which gave team a lead it never relinquished
- Knocked down two of her four 3-pointers in a span of 97 seconds late in the third quarter at #9/9 Kentucky (Jan. 14) to help the Gamecocks stay within three of the lead
- Hit three of her four 3-pointers at Vanderbilt (Jan. 7) in the second half, including one at the end of the third quarter to put Gamecocks in front going into the fourth and another late in the fourth after Commodores pulled within three

2015-16 Game-by-Game

Opponent	Date	GS	MIN	FG-A	3FG-A	FT-A	Reb	A	TO	B	S	TP
Ohio State	11/13	*	23	1-6	1-6	0-0	0-1-1	1	1	0	0	3
UNCG	11/15	*	19	3-8	3-8	0-0	0-0-0	6	0	0	0	9
at Clemson	11/18	*	22	1-6	1-6	0-0	0-1-1	1	0	0	1	3
at UCLA	11/22	*	37	6-14	5-11	0-0	0-3-3	4	2	0	0	17
vs. Arizona State	11/27	*	22	1-7	1-3	0-0	0-2-2	3	2	1	0	3
vs. CSUB	11/28	*	21	1-4	1-4	0-0	1-4-5	3	0	0	0	3
vs. Hawaii	11/29	*	9	0-1	0-1	0-0	0-0-0	2	0	0	1	0
Duke	12/6	*	16	1-3	1-2	0-0	0-1-1	2	1	0	1	3
Winthrop	12/13	*	11	1-6	1-6	0-0	0-0-0	3	0	0	0	3
Hampton	12/16	*	24	0-3	0-2	0-0	0-3-3	3	1	0	0	0
vs. East Carolina	12/20	*	12	1-5	1-4	0-0	1-2-3	0	2	0	0	3
Elon	12/22	*	11	3-3	3-3	0-0	0-0-0	1	0	0	0	9
Arkansas	1/3	*	29	7-13	7-12	0-0	0-1-1	3	0	0	1	21
at Vanderbilt	1/7	*	20	4-8	4-6	1-2	0-1-1	1	2	0	1	13
Missouri	1/10	*	16	1-5	1-5	0-3	0-2-2	2	2	0	0	3
at Kentucky	1/14	*	35	4-11	4-9	0-0	1-2-3	4	2	0	1	12
Texas A&M	1/17	*	13	0-3	0-3	0-0	0-2-2	1	0	0	0	0
at Auburn	1/21	*	20	4-7	4-7	0-0	0-0-0	2	0	0	0	12
at Miss. State	1/24	*	27	4-6	3-4	0-0	0-1-1	2	3	0	0	11
Ole Miss	1/28	*	20	3-9	3-9	0-0	0-0-0	4	1	0	3	9
at Texas A&M	1/31	*	18	0-3	0-3	1-2	0-1-1	1	2	0	1	1
Kentucky	2/4	*	33	2-11	1-8	2-2	0-1-1	4	0	0	2	7
UConn	2/8	*	19	0-3	0-2	0-0	1-1-2	2	2	0	0	0
Florida	2/11	*	26	2-8	2-8	0-0	0-2-2	4	1	0	1	6
at Tennessee	2/15	*	26	3-7	2-4	0-0	2-1-3	3	1	0	0	8

Career Stats at South Carolina

Year	GP	GS	Min	Avg	FG	FGA	Pct	3FG	FGA	Pct	FT	FTA	Pct	Off	Def	Tot	Avg	PF	FO	A	TO	Blk	Stl	Pts	Avg
2011-12	34	0	383	11.3	53	181	.293	32	127	.252	10	22	.455	20	29	49	1.4	20	0	10	15	1	9	148	4.4
2012-13	— Did Not Play —																								
2013-14	34	1	553	16.3	44	146	.301	20	86	.233	14	23	.609	13	56	69	2.0	19	0	48	23	9	6	122	3.6
2014-15	36	0	568	15.8	59	152	.388	46	119	.387	2	5	.400	8	59	67	1.9	19	0	78	34	5	7	166	4.6
2015-16	25	12	529	21.2	53	160	.331	49	136	.360	4	9	.444	6	32	38	1.5	10	0	62	25	1	13	159	6.4
Career	129	13	2033	15.8	209	639	.327	147	468	.314	30	59	.508	47	176	223	1.7	68	0	198	97	16	35	595	4.6

Miscellaneous

	Season	Career
10+ Points	6	18
5+ Assists	0	5
Tm-High Points	2	4
Tm-High Assists	10	20

Career Highs

Pts	21 vs. Arkansas, 1/3/16
Rebs	8 at Mississippi State, 2/6/14
Blks	2 at Mississippi State, 2/6/14
Stls	3, 2x, last vs. Ole Miss, 1/28/16
Assts	10 vs. Savannah State, 12/14/14
Min	37 at UCLA, 11/22/15

2015-16 Highs

Pts	21 vs. Arkansas, 1/3
Rebs	5 vs. CSU Bakersfield, 11/28
Blks	1 vs. Arizona State, 11/27
Stls	3 vs. Ole Miss, 1/28
Assts	6 vs. UNCG, 11/15
Min	37 at UCLA, 11/22

SEC Career Highs

Pts	21 vs. Arkansas, 1/3/16
Rebs	8 at Mississippi State, 2/6/14
Blks	2 at Mississippi State, 2/6/14
Stls	3 vs. Ole Miss, 1/28/16
Assts	4, 7x, last vs. Florida, 2/11/16
Min	35 at Kentucky, 1/14/16

- Buried back-to-back 3s as part of 20-2 run to open the second quarter against Arkansas (Jan. 3), finishing with career-best seven 3-pointers to tie the South Carolina record against an SEC opponent
- Went 3-of-3 from the behind the arc against Elon (Dec. 22), netting at least three 3s for the third time this season
- Matched her career high with five 3s at UCLA (Nov. 22), including one to open the fourth quarter to launch the Gamecocks' 23-17 final period to overcome three-point deficit
- Hit a clutch 3 in the third quarter against #6/10 Ohio State (Nov. 13), tying the game as part of an 8-2 run to close the period



KHADIJAH SESSIONS

5-8 • Sr. • G • Myrtle Beach, S.C. • Myrtle Beach
Major: Hotel, Restaurant, Tourism Management



Career Highlights

Three-time SEC Academic Honor Roll
2012 Parade All-America (HS)

2012 SCBA Class 4A Player of the Year

2015-16

- Selected team captain
- Has started every game
- Ranks ninth in SEC in steals (1.8) and 10th in league play (1.8)
- Has led the team in assists nine times – Ohio State, at Clemson, at Hawaii, Winthrop, Elon, Arkansas, Ole Miss, UConn, Florida – and handed out five or more assists three times this season
- Shooting 52.7 percent from the field in SEC play, including 10-of-22 from 3-point range, to average 8.3 points
- Scored four of her season-high 13 points at #24/- Tennessee (Feb. 15) from the free throw line in the final 39 seconds to hold off a late rally by the Lady Vols
- Knocked down a 70-foot, third-quarter buzzer beater to give the Gamecocks momentum and a 57-53 lead over #18/18 Kentucky (Feb. 4) heading into the final period
- Finished in double figures at #10/10 Texas A&M (Jan. 31), capping off South Carolina's 10-0 fourth-quarter run with a layup in transition for a 60-54 lead midway through the period and hit a pair of free throws in the final 1:00 to help seal the win
- Continued her clutch shooting with a pair of midrange jumpers in the final 2:34 at #10/10 Mississippi State (Jan. 24), including one with 30 seconds to go in a two-point game
- Managed the game at Auburn (Jan. 21) well and provided great ball pressure is help Tigers shoot just 12.5 percent in the second quarter
- Bounced back from early thigh contusion against #15/11 Texas A&M (Jan. 17) to swipe two of her four steals in the final 5:12 then sink the game-winning free throw with less than a second to play
- Scored five of her eight points against #9/9 Kentucky (Jan. 14) in the fourth quarter, scoring four points of a 6-0 run that brought Gamecocks within one late in the third quarter then knocking down a fourth-quarter 3-pointer as part of the 15-2 run that won the game
- Great ball pressure against #20/- Missouri (Jan. 10) helped harass Tigers into 20 turnovers

2015-16 Game-by-Game

Opponent	Date	GS	MIN	FG-A	3FG-A	FT-A	Reb	A	TO	B	S	TP
Ohio State	11/13	*	36	3-8	0-0	6-8	0-3-3	3	3	0	4	12
UNCG	11/15	*	18	1-2	0-0	0-0	0-1-1	4	0	0	2	2
at Clemson	11/18	*	19	0-1	0-1	0-0	0-2-2	5	1	0	1	0
at UCLA	11/22	*	23	0-1	0-1	0-0	1-4-5	1	4	0	0	0
vs. Arizona State	11/27	*	30	2-7	0-2	2-2	3-0-3	0	1	0	2	6
vs. CSUB	11/28	*	26	3-4	0-0	2-3	1-0-1	1	0	0	2	8
vs. Hawaii	11/29	*	21	4-5	1-2	2-2	1-3-4	4	1	0	4	11
Duke	12/6	*	37	2-4	0-1	1-6	2-3-5	1	1	0	4	5
Winthrop	12/13	*	15	2-3	0-1	0-0	0-1-1	6	1	0	1	4
Hampton	12/16	*	17	2-3	1-1	0-0	0-4-4	2	3	0	0	5
vs. East Carolina	12/20	*	22	1-5	0-2	3-4	0-2-2	3	2	0	1	5
Elon	12/22	*	24	2-4	1-2	1-2	1-1-2	4	1	0	2	6
Arkansas	1/3	*	25	3-4	1-1	0-0	1-2-3	4	1	1	3	7
at Vanderbilt	1/7	*	30	3-5	2-3	2-3	3-1-4	0	0	0	3	10
Missouri	1/10	*	23	2-6	1-2	4-4	0-0-0	1	0	0	1	9
at Kentucky	1/14	*	29	3-5	1-1	1-3	1-0-1	3	2	0	0	8
Texas A&M	1/17	*	34	3-5	0-2	2-4	0-2-2	2	2	0	4	8
at Auburn	1/21	*	26	1-1	1-1	2-2	0-3-3	1	3	0	3	5
at Miss. State	1/24	*	29	4-6	0-1	2-2	0-4-4	1	2	0	1	10
Ole Miss	1/28	*	25	1-4	0-2	2-4	1-1-2	5	0	0	1	4
at Texas A&M	1/31	*	39	3-8	1-2	3-5	0-2-2	3	2	1	3	10
Kentucky	2/4	*	30	3-5	1-3	2-4	0-4-4	1	3	0	2	9
UConn	2/8	*	23	1-6	0-0	2-3	0-1-1	2	0	0	1	4
Florida	2/11	*	23	1-2	1-2	3-4	0-0-0	4	2	0	0	6
at Tennessee	2/15	*	27	2-4	1-2	8-11	0-2-2	0	0	0	1	13

Career Stats at South Carolina

Year	GP	GS	Min	Avg	FG	FGA	Pct	3FG	FGA	Pct	FT	FTA	Pct	Off	Def	Tot	Avg	PF	FO	A	TO	Blk	Stl	Pts	Avg
2012-13	33	3	570	17.3	53	151	.351	13	54	.241	72	109	.661	22	24	46	1.4	43	0	36	49	3	21	191	5.8
2013-14	29	26	761	26.2	58	159	.365	18	59	.305	74	109	.679	9	38	47	1.6	60	0	77	45	1	28	208	7.2
2014-15	37	36	814	22.0	59	147	.401	20	64	.313	27	51	.529	26	63	89	2.4	63	0	105	49	4	68	165	4.5
2015-16	25	25	651	26.0	52	108	.481	13	35	.371	50	76	.658	15	46	61	2.4	58	1	61	35	2	46	167	6.7
Career	124	90	2796	22.5	222	565	.393	64	212	.302	223	339	.658	72	171	243	2.0	224	1	279	178	10	163	731	5.9

Miscellaneous

	Season	Career
10+ Points	6	26
5+ Assists	3	13
Tm-High Points	0	3
Tm-High Assists	9	31

Career Highs

Pts	19 vs. Auburn, 2/3/13
Rebs	6 vs. Clemson, 11/20/14
Blks	1, 10x, last at Texas A&M, 1/31/16
Stls	4, 14x, last vs. Texas A&M, 1/17/16
Assts	8 vs. NC Central, 12/1/14
Min	39 at Texas A&M, 1/31/16

2015-16 Highs

Pts	13 at Tennessee, 2/15
Rebs	5, 2x, last vs. Duke, 12/6
Blks	1, 2x, last at Texas A&M, 1/31
Stls	4, 4x, last vs. Texas A&M, 1/17
Assts	6 vs. Winthrop, 12/13
Min	39 at Texas A&M, 1/31

SEC Career Highs

Pts	19 vs. Auburn, 2/3/13
Rebs	5, 4x, last at Arkansas, 2/19/15
Blks	1, 4x, last at Texas A&M, 1/31/16
Stls	4, 6x, last vs. Texas A&M, 1/17/16
Assts	7 at Arkansas, 2/19/15
Min	39 at Texas A&M, 1/31/16

- Hit a pair of clutch fourth-quarter 3-pointers at Vanderbilt (Jan. 7), the first coming in a one-point game with 4:00 to play and the second after 'Dores drew within three inside 2:00 remaining
- Was critical to 20-2 run that opened second quarter against Arkansas (Jan. 3), making two key defensive plays and handing out assists on two of the three 3-pointers that launched the surge
- Served as a catalyst for the South Carolina offense against Winthrop (Dec. 13), dishing out six assists
- Matched career highs in steals (4) and minutes played (37) against #14/13 Duke (Dec. 6), picking up last two steals in final 5:03 to spark 15-5 run that turned one-point deficit into victory
- At Rainbow Wahine Showdown, averaged 8.3 points on 56.3 percent shooting (9-of-16) to go with eight steals
- Scored in double figures for second time this season with 11 at Hawaii (Nov. 29) all in the second half, including nine during a 17-6 run to close the third quarter after UH had closed within five points
- Grabbed three offensive rebounds against #16/18 Arizona State (Nov. 27)
- Swiped four steals against #6/10 Ohio State (Nov. 13) and applied pressure to the Buckeyes' defense early with strong drives to the basket



JATARIE #40 WHITE

6-4 • So. • F • Charlotte, N.C. • Providence Day
Major: Public Relations/Advertising



Career Highlights

2014 McDonald's All-America
2014 WBCA All-America

Charlotte Observer Player of the Year (2013, 2014)
North Carolina Miss Basketball (2013, 2014)

2015-16

- Has seen time in every game
- Led the team in rebounding once – at Clemson
- Capped South Carolina's 16-0 second-quarter run against #16/19 Florida (Feb. 11) with a layup and scored six points over the final 3:46 of the half to help establish a 12-point halftime lead
- Played eight tough minutes at #10/10 Mississippi State (Jan. 24), recording a fourth-quarter steal
- Showed better poise inside at Auburn (Jan. 21) for nine points in SEC career-high tying 21 minutes
- Reached double figures for the second time this season against #20/- Missouri (Jan. 10), pouring in an SEC career-high 11 points
- Great offensive game against East Carolina (Dec. 20) with career-high 14 points on 5-of-8 shooting
- Scored all of her eight points against Hampton (Dec. 16) in the second half, shooting 3-of-5 from the field and grabbing five her seven rebounds in the final 20 minutes as well
- Notched career highs in rebounds (9) and blocks (4) in 18 minutes of action against Winthrop (Dec. 13)
- Played 19 minutes against #14/13 Duke (Dec. 6), finishing with five rebounds
- Grabbed five rebounds in just 11 minutes of action against CSU Bakersfield (Nov. 27)
- Started the second half at Clemson (Nov. 18) and was key part of 19-5 third-quarter run that broke open the game ... tied for team-high honors with six rebounds
- Great contributions against #6/10 Ohio State (Nov. 13), beyond the four points, three rebounds and two assists in the box score

Miscellaneous

	Season	Career
10+ Points	2	4
10+ Rebounds	0	0
Tm-High Points	0	0
Tm-High Rebs.	1	1

Career Highs

Pts14 vs. East Carolina, 12/20/15
Rebs9 vs. Winthrop, 12/13/15
Blks4 vs. Winthrop, 12/13/15
Stls2 vs. Syracuse, 3/22/15
Assts2, 4x, last at Clemson, 11/18/15
Min22 vs. San Diego St., 11/23/14

2015-16 Highs

Pts14 vs. East Carolina, 12/20
Rebs9 vs. Winthrop, 12/13
Blks4 vs. Winthrop, 12/13
Stls1, 6x, last vs. Florida, 2/11
Assts2, 2x, last at Clemson, 11/18
Min21, 2x, last at Auburn, 1/21

SEC Career Highs

Pts11 v. Missouri, 1/10/16
Rebs7 at Georgia, 2/5/15
Blks2 at Georgia, 2/5/15
Stls1, 5x, last vs. Florida, 2/11/16
Assts2 vs. LSU, 2/12/15
Min21, 2x, last at Auburn, 1/21/16

2015-16 Game-by-Game

Opponent	Date	GS	MIN	FG-A	3FG-A	FT-A	Reb	A	TO	B	S	TP
Ohio State	11/13	15	1-3	0-0	2-3	1-2-3	2	0	0	0	0	4
UNCG	11/15	13	2-4	0-0	1-2	0-3-3	1	0	1	0	0	5
at Clemson	11/18	18	1-4	0-0	1-2	4-2-6	2	0	1	0	0	3
at UCLA	11/22	12	0-2	0-0	2-2	0-2-2	0	0	0	0	0	2
vs. Arizona State	11/27	12	0-2	0-0	0-0	1-1-2	0	1	0	0	0	0
vs. CSUB	11/28	11	1-2	0-0	0-2	1-4-5	1	0	1	0	0	2
vs. Hawaii	11/29	14	0-2	0-0	0-0	0-2-2	1	1	0	0	0	0
Duke	12/6	19	0-3	0-0	0-0	1-4-5	1	2	0	1	0	0
Winthrop	12/13	18	2-2	0-0	0-0	1-8-9	1	0	4	1	4	4
Hampton	12/16	21	3-8	0-0	2-2	2-5-7	0	4	1	0	8	8
vs. East Carolina	12/20	19	5-8	0-1	4-6	1-3-4	0	0	0	0	14	14
Elon	12/22	14	1-7	0-0	0-0	0-2-2	0	0	0	0	0	2
Arkansas	1/3	18	0-5	0-0	1-2	2-3-5	1	1	0	0	1	1
at Vanderbilt	1/7	18	0-0	0-0	2-4	0-2-2	0	0	0	0	0	2
Missouri	1/10	18	3-5	0-1	5-6	3-1-4	0	1	0	1	11	11
at Kentucky	1/14	7	0-1	0-0	0-0	2-3-5	0	2	1	0	0	0
Texas A&M	1/17	5	0-0	0-0	0-0	0-0-0	0	1	1	0	0	0
at Auburn	1/21	21	4-7	0-1	1-2	1-1-2	0	0	0	0	9	9
at Miss. State	1/24	8	0-0	0-0	0-0	0-0-0	0	1	0	1	0	0
Ole Miss	1/28	13	1-3	0-0	1-2	1-1-2	0	0	0	1	3	3
at Texas A&M	1/31	2	0-0	0-0	0-0	0-0-0	0	0	0	0	0	0
Kentucky	2/4	12	0-0	0-0	1-2	1-2-3	1	1	0	0	1	1
UConn	2/8	9	1-2	0-0	2-2	0-1-1	1	1	0	0	4	4
Florida	2/11	10	2-3	0-0	2-4	1-4-5	0	2	1	1	6	6
at Tennessee	2/15	3	0-0	0-0	0-0	0-1-1	1	0	0	0	0	0

Career Stats at South Carolina

Year	GP	GS	Min	Avg	FG	FGA	Pct	3FG	FGA	Pct	FT	FTA	Pct	Off	Def	Tot	Avg	PF	FO	A	TO	Blk	Stl	Pts	Avg
2014-15	20	0	184	9.2	20	49	.408	0	0	—	9	14	.643	16	28	44	2.2	20	0	7	14	5	7	49	2.5
2015-16	25	0	330	13.2	27	73	.370	0	3	.000	27	43	.628	23	57	80	3.2	47	0	13	18	11	6	81	3.2
Career	45	0	514	11.4	47	122	.385	0	3	.000	36	57	.632	39	85	124	2.8	67	0	20	32	16	13	130	2.9



A'JA WILSON

6-5 • So. • F • Hopkins, S.C. • Heathwood Hall
Major: Broadcasting



Career Highlights

Wooden Award Late Season Top 20 (2015-16)
USBWA Ann Meyers Drysdale Award Midseason Watch List
Naismith Early Season Watch List (2015-16)
2015 USA Basketball Female Athlete of the Year
2015 Rainbow Wahine Showdown Tournament MVP
Four-time SEC Player of the Week
Preseason All-America Second Team (Lindy's, SI, ESPN)
Preseason All-America Honorable Mention (AP)
Preseason All-SEC First Team (Media, Coaches)
2015 All-America (Third Team, AP; Hon. Men, WBCA)

2015 WBCA All-Region 3
2015 SEC Freshman of the Year (Coaches, AP)
2015 All-SEC First Team (Coaches, AP)
2015 SEC All-Freshman Team
USBWA National Freshman of the Week (Dec. 1-7)
Five-time SEC Freshman of the Week
2014 National High School Player of the Year (WBCA, Naismith, Parade)
2014 McDonald's and Parade (HS) All-America
Three-time SCISA Player of the Year

Miscellaneous

	Season	Career
Double-Double	10	15
20+ Points	7	12
10+ Points	20	49
10+ Rebounds	11	16
5+ Blocks	5	6
Tm-High Points	12	27
Tm-High Rebs.	10	19

2015-16

- Ranks 40th in the nation in double-doubles and is 11th with an SEC-leading 3.2 blocked shots per game
- Among SEC's top five in field goal percentage (2nd), scoring (3rd) and rebounding (4th)
- Team's top scorer 12 times – Ohio St., UNCG, vs. Arizona St., vs. CSUB, at Hawaii, Duke, at Ky., Texas A&M, Ole Miss, at Texas A&M, UConn, at Tennessee
- Team's top rebounder 10 times – Ohio St., vs. Arizona St., vs. CSUB, at Hawaii, Duke, Elon, Ark., at Ky., at Miss. St., at Texas A&M
- Provided the team's most consistent offense at #24/- Tennessee (Feb. 15), tallying 11 of the team's 24 first-half points and added six of the second half's first eight points to keep Lady Vols within reach
- Played just 23 minutes against #1/1 UConn (Feb. 8) due to injury, but still tied for team-high honors with 13 points, including 4-of-4 shooting in the first half
- Carried offense early at #10/10 Texas A&M (Jan. 31), scoring 17 of team's 25 first-half points and all eight of its second-quarter points, adding a putback and key defensive boards late in the game
- Overcame tough shooting night at #10/10 Mississippi State (Jan. 24) to record two of her four blocks and two of her 11 rebounds in the final 2:08, including one of each in the final 13 seconds
- Delivered second-straight 26-point, eight-block game adding eight rebounds against #15/11 Texas A&M (Jan. 17), scoring team's first six points of second half to reclaim lead and adding five during 1:12 span of fourth quarter

2015-16 Game-by-Game

Opponent	Date	GS	MIN	FG-A	3FG-A	FT-A	Reb	A	TO	B	S	TP
Ohio State	11/13	*	21	8-18	0-0	4-4	5-9-14	0	0	2	0	20
UNCG	11/15	*	17	9-14	0-0	1-2	6-4-10	1	2	6	2	19
at Clemson	11/18	*	21	3-10	0-0	1-4	1-4-5	0	0	3	0	7
at UCLA	11/22	*	30	4-9	0-0	3-5	2-8-10	3	2	4	1	11
vs. Arizona State	11/27	*	28	8-11	0-0	2-2	2-9-11	1	6	1	2	18
vs. CSUB	11/28	*	31	10-14	0-0	6-9	2-6-8	4	0	4	0	26
vs. Hawaii	11/29	*	27	8-15	0-0	2-2	2-3-5	0	1	2	0	18
Duke	12/6	*	32	10-19	0-0	8-10	6-5-11	2	3	3	1	28
Winthrop						DNP						
Hampton						DNP						
vs. East Carolina	12/20	*	22	7-10	0-0	1-1	3-7-10	0	2	2	1	15
Elon	12/22	*	25	5-12	0-0	2-5	2-6-8	2	1	3	1	12
Arkansas	1/3	*	25	7-12	0-0	0-1	4-6-10	1	2	0	0	14
at Vanderbilt	1/7	*	24	1-3	0-0	2-4	0-6-6	2	1	0	0	4
Missouri	1/10	*	27	3-10	0-0	5-6	2-9-11	1	0	6	2	11
at Kentucky	1/14	*	32	11-16	0-0	4-9	6-7-13	2	2	8	1	26
Texas A&M	1/17	*	38	11-19	0-0	4-6	2-6-8	1	4	8	0	26
at Auburn	1/21	*	17	4-7	0-0	3-4	2-4-6	2	1	0	0	11
at Miss. State	1/24	*	26	3-11	0-0	0-2	2-9-11	1	2	4	0	6
Ole Miss	1/28	*	26	6-12	0-0	5-5	4-5-9	2	1	1	1	17
at Texas A&M	1/31	*	39	9-17	0-0	9-10	4-6-10	1	5	4	1	27
Kentucky	2/4	*	28	5-7	0-0	8-10	2-5-7	3	4	2	0	18
UConn	2/8	*	23	5-8	0-0	3-4	1-5-6	0	2	2	1	13
Florida	2/11	*	24	3-6	0-0	7-8	3-6-9	1	2	4	2	13
at Tennessee	2/15	*	38	8-15	0-0	9-11	1-5-6	1	3	5	1	25

Career Stats at South Carolina

Year	GP	GS	Min	Avg	FG	FGA	Pct	3FG	FGA	Pct	FT	FTA	Pct	Off	Def	Tot	Avg	PF	FO	A	TO	Blk	Stl	Pts	Avg
2014-15	37	1	734	19.8	177	329	.538	1	3	.333	131	198	.662	78	165	243	6.6	72	1	37	62	65	32	486	13.1
2015-16	23	23	621	27.0	148	275	.538	0	0	—	89	124	.718	64	140	204	8.9	57	1	31	46	74	17	385	16.7
Career	60	24	1355	22.6	325	604	.538	1	3	.333	220	322	.683	142	305	447	7.5	129	2	68	108	139	49	871	14.5

Career Highs

Pts	28 vs. Duke, 12/6/15
Rebs	19 at Kentucky, 3/1/15
Blks	8, 2x, last vs. Texas A&M, 1/17/16
Stls	3, 4x, last vs. C. Michigan, 12/20/14
Assts	4 vs. CSU Bakersfield, 11/28/15
Min	39 at Texas A&M, 1/31/16

2015-16 Highs

Pts	28 vs. Duke, 12/6
Rebs	14 vs. Ohio State, 11/13
Blks	8, 2x, last vs. Texas A&M, 1/17
Stls	2, 4x, last vs. Florida, 2/11
Assts	4 vs. CSU Bakersfield, 11/28
Min	39 at Texas A&M, 1/31

SEC Career Highs

Pts	27 at Texas A&M, 1/31/16
Rebs	19 at Kentucky, 3/1/15
Blks	8, 2x, last vs. Texas A&M, 1/17/16
Stls	2, 3x, last vs. Florida, 2/11/16
Assts	3, 3x, last vs. Kentucky, 2/4/16
Min	39 at Texas A&M, 1/31/16

- Powered win at #9/9 Kentucky on both sides of the ball with six of her career-high eight blocked shots coming in the second half, along with 15 of her game-high 26 points, including eight points of the 15-2 fourth-quarter run
- Nearly got double-double in the first half against #20/- Missouri (Jan. 10) to go with six blocks
- Scored career-high 28 points against #14/13 Duke (Dec. 6), including 20 in the second half and 12 of the team's 16 in the third quarter
- Named MVP of Rainbow Wahine Showdown, averaging 20.7 points on 65.0 percent shooting (26-of-40), 8.0 rebounds and 2.3 blocks, helping her to SEC co-Player of the Week honors as well (Nov. 24-30)
- Tallied 26 points against CSUB (Nov. 28), including 16 in second half to break open eight-point game at halftime
- Grabbed three of her fourth-quarter rebounds in the final seven seconds of a tie game, including two offensive, getting fouled on the final one and hitting the resulting two free throws with 0.6 seconds to deliver the win over #16/18 Arizona State (Nov. 27)
- Tied her career high with six blocks against UNCG (Nov. 15), while posting her second double-double in as many games (19 pts/10 rebs)
- Scored 12 of her team-high 20 points against #6/10 Ohio State (Nov. 13) in the fourth quarter, including six of the team's 10 points in the final 2:35 to deliver the win



Official Basketball Box Score -- Game Totals -- Final Statistics
#6/10 Ohio State vs South Carolina
 11/13/15 7 p.m. at Columbia, S.C./Colonial Life Arena



#6/10 Ohio State 80 • 0-1

#	Player	Total		3-Ptr		Rebounds			PF	TP	A TO Blk		Stl	Min
		FG-FGA	FG-FGA	FT-FTA	FT-FTA	Off Def Tot	PF	TP			A TO Blk	Stl		
22	Alexa Hart	f	1-5	0-0	0-0	4 1 5	3	2	0	0	2 0	2	0	19
32	Shayla Cooper	f	2-17	0-4	0-0	3 12 15	5	4	1	8	0 2	2	3	33
03	Kelsey Mitchell	g	10-24	4-9	12-13	0 2 2	4	36	1	3	3 0	0	38	
13	Cait Craft	g	1-3	0-1	3-4	1 0 1	3	5	0	2	1 5	1	31	
10	Amethyst Alston	g	8-19	4-5	3-3	0 3 3	2	23	0	1	1 1	2	38	
12	Kianna Holland	g	2-4	1-3	0-0	0 0 0	3	5	0	0	0 0	0	8	
20	Asia Doss	g	1-2	1-1	0-0	0 0 0	1	3	1	1	0 1	5		
21	Lisa Blair	g	1-3	0-0	0-0	5 3 8	4	2	0	2	2 2	1	12	
24	Makayla Waterman	g	0-3	0-0	0-0	2 1 3	3	0	0	1	1 2	13		
34	Theresa Ekhelar	g	0-0	0-0	0-0	0 0 0	1	0	0	0	0 0	0	3	
Team						3 2 5								
Totals			26-80	10-23	18-20	18 24 42	29	80	3	18	10 13	200		
1st FG %:		8-21	38.1%	2nd: 8-18	44.4%	3rd: 6-23	26.1%	4th: 4-18	22.2%	Game: 26-80	32.5%	Deadball		
3FG %:		5-8	62.5%	2-3	66.7%	1-7	14.3%	10-23	43.5%	18-20	90.0%	Rebounds		
FT %:		5-5	100.0%	3-3	100.0%	2-2	100.0%	8-10	80.0%			1,1		

South Carolina 88 • 1-0

#	Player	Total		3-Ptr		Rebounds			PF	TP	A TO Blk		Stl	Min
		FG-FGA	FG-FGA	FT-FTA	FT-FTA	Off Def Tot	PF	TP			A TO Blk	Stl		
22	WILSON, A'ja	f	8-18	0-0	4-4	5 9 14	0	20	0	0	0 2	0	21	
24	IMOVBIOH, Sarah	f	4-5	0-0	0-2	3 7 10	3	8	0	1	0 0	0	16	
05	SESSIONS, Khadijah	g	3-8	0-0	6-8	0 3 3	4	12	3	3	0 0	2	36	
23	ROY, Tina	g	1-6	1-6	0-0	0 1 1	2	3	1	1	0 0	0	23	
25	MITCHELL, Tiffany	g	6-12	2-4	1-2	1 2 3	4	15	3	8	1 4	3	32	
00	COLLEY, Shay	g	0-0	0-0	0-0	0 0 0	3	0	0	1	0 0	0	6	
01	CUEVAS, Bianca	g	1-5	0-1	3-4	0 0 0	2	5	1	1	0 0	0	8	
03	DUCKETT, Kaydra	g	0-1	0-0	0-0	0 0 0	1	0	0	0	0 0	0	3	
31	DOZIER, Asia	g	1-2	0-0	2-2	0 0 0	0	4	1	2	0 0	0	12	
40	WHITE, Jatarie	g	1-3	0-0	2-3	1 2 3	0	4	2	0	0 0	0	15	
41	COATES, Alaina	g	6-9	0-0	5-10	4 9 13	1	17	0	3	3 1	28		
Team						2 2 4								
Totals			31-69	3-11	23-35	16 35 51	20	88	11	20	6 9	200		
1st FG %:		9-19	47.4%	2nd: 4-12	33.3%	3rd: 6-17	35.3%	4th: 12-21	57.1%	Game: 31-69	44.9%	Deadball		
3FG %:		1-3	33.3%	0-2	0.0%	2-4	50.0%	0-2	0.0%	3-11	27.3%	Rebounds		
FT %:		11-14	78.6%	7-12	58.3%	5-7	71.4%	0-2	0.0%	23-35	65.7%	9,2		

Officials: Beverly Roberts, Mark Zentz, Kevin Pethel
 Technical fouls: #6/10 Ohio State-None. South Carolina-None.
 Attendance: 16815

Score by periods	1st	2nd	3rd	4th	Total
#6/10 Ohio State	26	21	15	18	80
South Carolina	30	15	19	24	88

Last FG - OSU 4th-02:35, SC 4th-00:08.
 Largest lead - OSU by 6 3rd-08:26, SC by 15 1st-03:56.
 OSU led for 08:14. SC led for 28:41. Game was tied for 03:05.

Score tied - 6 times.
 Lead changed - 6 times.



Official Basketball Box Score -- Game Totals -- Final Statistics
South Carolina vs Clemson
 11/18/15 7:00 PM at Clemson, S.C.



South Carolina 67 • 3-0

#	Player	Total		3-Ptr		Rebounds			PF	TP	A TO Blk		Stl	Min
		FG-FGA	FG-FGA	FT-FTA	FT-FTA	Off Def Tot	PF	TP			A TO Blk	Stl		
22	WILSON, A'ja	f	3-10	0-0	1-4	1 4 5	3	7	0	0	3 0	2	21	
41	COATES, Alaina	f	4-7	0-0	2-4	5 1 6	3	10	1	2	2 1	22		
05	SESSIONS, Khadijah	g	0-1	0-1	0-0	0 2 2	2	0	5	1	0 1	19		
23	ROY, Tina	g	1-6	1-6	0-0	0 1 1	1	3	1	0	0 1	22		
25	MITCHELL, Tiffany	g	6-12	4-7	2-4	3 2 5	1	18	0	1	0 4	25		
00	COLLEY, Shay	g	0-3	0-1	5-6	2 1 3	0	5	2	0	0 1	16		
01	CUEVAS, Bianca	g	2-7	0-3	0-0	0 1 1	1	4	2	0	0 2	17		
24	IMOVBIOH, Sarah	g	3-4	0-0	3-8	4 2 6	1	9	0	0	0 2	19		
31	DOZIER, Asia	g	3-9	2-7	0-0	0 1 1	0	8	0	1	0 0	21		
40	WHITE, Jatarie	g	1-4	0-0	1-2	4 2 6	3	3	2	0	1 0	18		
Team						3 2 5								
Totals			23-63	7-25	14-28	22 19 41	15	67	13	5	6 12	200		
1st FG %:		6-20	30.0%	2nd: 4-12	33.3%	3rd: 9-12	75.0%	4th: 4-19	21.1%	Game: 23-63	36.5%	Deadball		
3FG %:		3-6	50.0%	1-7	14.3%	3-5	60.0%	0-7	0.0%	7-25	28.0%	Rebounds		
FT %:		5-10	50.0%	2-4	50.0%	6-11	54.5%	1-3	33.3%	14-28	50.0%	7		

Clemson 41 • 1-2

#	Player	Total		3-Ptr		Rebounds			PF	TP	A TO Blk		Stl	Min
		FG-FGA	FG-FGA	FT-FTA	FT-FTA	Off Def Tot	PF	TP			A TO Blk	Stl		
03	Cardaci,Victoria	g	3-5	3-5	0-0	0 2 2	3	9	1	0	0 0	0	30	
05	Edwards,Danielle	g	1-8	0-1	2-2	2 4 6	3	4	6	4	0 0	0	38	
12	Collier,Alayah	g	3-8	0-0	1-2	5 2 7	5	7	2	5	0 0	0	25	
11	Lefft,Gadson	g	0-0	0-0	0-0	0 0 0	1	0	0	0	0 0	0	4	
20	Mosley,Paige	p	0-2	0-1	0-0	1 1 2	3	0	0	4	0 0	0	16	
24	Diarra,Sirah	g	0-0	0-0	2-2	0 6 6	4	2	1	3	0 0	0	22	
32	Atkism,Ivy	g	0-2	0-0	0-0	0 1 1	1	0	0	0	0 0	0	9	
34	Roos,Morgan	g	0-2	0-0	0-0	0 0 0	1	0	0	0	0 0	0	6	
33	Carter,Alexis	g	1-6	0-0	4-6	0 3 3	0	6	2	2	0 0	0	23	
34	Wright,Justice	p	6-10	0-0	1-2	0 5 5	3	13	0	0	0 0	0	27	
Team						3 1 4								
Totals			14-43	3-7	10-14	11 25 36	24	41	12	19	0 0	200		
1st FG %:		4-11	36.4%	2nd: 4-9	44.4%	3rd: 3-15	20.0%	4th: 3-8	37.5%	Game: 14-43	32.6%	Deadball		
3FG %:		1-2	50.0%	0-1	0.0%	1-1	100.0%	1-3	33.3%	3-7	42.9%	Rebounds		
FT %:		0-0	0.0%	3-4	75.0%	1-2	50.0%	6-8	75.0%	10-14	71.4%	3		

Officials: Eric Brewton, Metta Roberts, Mark Resch
 Technical fouls: South Carolina-None. Clemson-None.
 Attendance: 1030

Score by periods	1st	2nd	3rd	4th	Total
South Carolina	20	11	27	9	67
Clemson	9	11	8	13	41

Last FG - SC 4th-00:48, CU 4th-01:42.
 Largest lead - SC by 35 4th-06:29, CU by 2 1st-09:18.
 SC led for 39:06. CU led for 00:12. Game was tied for 00:42.

Score tied - 0 times.
 Lead changed - 1 time.



Official Basketball Box Score -- Game Totals -- Final Statistics
UNCG vs South Carolina
 11/15/15 3 p.m. at Columbia, S.C./Colonial Life Arena



UNCG 44 • 1-1

#	Player		Total		3-Ptr		Rebounds					PF	TP	A TO Blk			Stl	Min
			FG-FGA	FG-FGA	FT-FTA	Off	Def	Tot	A	T	O			B	Lk			
15	Jade Scaife	f	2-5	0-0	0-1	0	2	2	3	4	0	2	1	1	26			
22	India Timpton	f	0-6	0-0	0-0	4	2	6	4	0	0	5	0	1	27			
44	Mariah Wilson	c	1-3	0-0	0-1	2	3	5	3	2	0	1	1	2	21			
03	Jasmine Missouri	f	2-5	1-2	2-2	1	1	2	0	7	1	3	0	0	21			
12	Lucy Mason	g	7-20	1-5	5-6	0	2	2	2	20	1	3	0	2	40			
00	Ashley Bearden	g	0-0	0-0	0-0	0	0	0	1	0	0	0	0	0	6			
01	Keli Foster	g	0-1	0-0	0-0	0	1	1	1	0	0	2	0	0	6			
10	Gena Penick	g	0-1	0-0	0-0	1	0	1	4	0	0	1	0	0	3			
14	Bailey Williams	g	0-1	0-1	1-2	0	0	0	1	1	2	3	0	0	10			
21	Medena Bartley	g	0-0	0-0	0-0	0	0	0	0	0	0	0	0	0	4			
23	Jayda Luckie	g	1-3	0-0	0-0	1	0	1	1	2	0	0	0	0	6			
25	Shanese Harris	g	3-17	1-5	1-2	3	3	6	1	8	0	1	0	0	30			
Team						3	7	10										
Totals			16-62	3-13	9-14	15	21	36	21	44	4	21	2	6	200			
1st FG %:			5-12	41.7%	2nd: 4-14	28.6%	3rd: 3-17	17.6%	4th: 4-19	21.1%	Game: 16-62	25.8%	Deadball					
3FG %:			2-3	66.7%	0-2	0.0%	1-4	25.0%	0-4	0.0%	3-23	13.1%	Rebounds					
FT %:			4-4	100.0%	1-3	33.3%	2-4	50.0%	2-3	66.7%	9-14	64.3%	4.7					



Official Basketball Box Score -- Game Totals -- Final Statistics
#16/18 Arizona State vs South Carolina
 11/27/15 2:30pm HT at Honolulu, Oahu



#16/18 Arizona State 58 • 1-2

#	Player	Total		3-Ptr		Rebounds			PF	TP	A TO Blk Stl				Min
		FG-FGA	FT-FTA	FG-FGA	FT-FTA	Off	Def	Tot			A	TO	Blk	Stl	
21	Brunner, Sophie	f	1-6	0-0	4-6	3	7	10	1	6	2	6	0	3	29
24	Moos, Kelsey	f	2-5	0-0	1-2	2	0	2	1	5	0	1	0	0	18
22	Domstaude, Quinn	c	2-5	0-0	1-2	5	2	7	1	5	0	4	1	2	26
00	Hempen, Katie	g	4-10	4-7	0-0	1	4	5	2	12	2	3	0	3	29
23	Davis, Elisha	g	4-12	2-6	0-0	0	0	0	3	10	5	0	0	1	26
01	Hawkins, Arnecia	g	3-10	0-1	1-2	1	1	2	2	7	0	0	0	1	21
03	Haines, Sabrina	g	2-2	2-2	0-0	2	1	3	0	6	0	1	0	0	11
11	Amukumara, Peace	g	2-4	0-1	1-2	0	4	4	4	5	1	3	0	0	17
33	Johnson-Chapman, Cha	g	0-0	0-0	0-0	0	0	0	0	0	0	0	0	0	1
42	Ibis, Kianna	g	0-2	0-1	0-0	0	0	0	0	0	0	0	0	0	4
43	Normen, Eliza	g	1-5	0-2	0-0	0	2	2	1	2	0	1	0	1	18
Team						2	2	4							
Totals			21-61	8-20	8-14	16	23	39	15	58	10	19	1	11	200

1st - FG %: 7-16 43.8% 2nd: 5-15 33.3% 3rd: 3-13 23.1% 4th: 6-17 35.3% Game: 21-61 34.4% Deadball Rebounds 2
 3FG %: 2-6 33.3% 2-5 40.0% 2-5 40.0% 1-2 50.0% 1-4 25.0% 8-14 57.1%
 FT %: 1-2 50.0% 4-8 50.0% 1-2 50.0% 2-2 100.0% 8-14 57.1%

South Carolina 60 • 5-0

#	Player	Total		3-Ptr		Rebounds			PF	TP	A TO Blk Stl				Min
		FG-FGA	FT-FTA	FG-FGA	FT-FTA	Off	Def	Tot			A	TO	Blk	Stl	
22	WILSON, A'ja	f	8-11	0-0	2-2	2	9	11	2	18	1	6	1	2	28
41	COATES, Alaina	c	3-6	0-0	0-1	3	4	7	2	6	1	2	1	1	23
05	SESSIONS, Khadijah	g	2-7	0-2	2-2	3	0	3	1	6	0	1	0	2	30
23	ROY, Tina	g	1-7	1-3	0-0	0	2	2	0	3	3	2	1	0	22
25	MITCHELL, Tiffany	g	2-7	0-3	2-2	0	1	1	2	6	1	2	0	2	36
00	COLLEY, Shay	g	0-2	0-1	0-0	0	1	1	1	0	0	1	0	0	10
01	CUEVAS, Bianca	g	7-13	0-2	4-7	0	2	2	2	18	0	2	0	2	18
24	IMOVBOH, Sarah	g	0-1	0-0	1-2	3	5	8	3	1	0	2	0	0	16
31	DOZIER, Asia	g	1-2	0-0	0-0	0	1	1	0	2	0	1	0	1	5
40	WHITE, Jatarie	g	0-2	0-0	0-0	1	1	2	3	0	0	1	0	0	12
Team						2	2	4							
Totals			24-58	1-11	11-16	14	28	42	16	60	6	21	3	10	200

1st - FG %: 5-17 29.4% 2nd: 7-13 53.8% 3rd: 7-12 58.3% 4th: 5-16 31.3% Game: 24-58 41.4% Deadball Rebounds 2
 3FG %: 0-1 0.0% 0-3 0.0% 0-2 0.0% 1-5 20.0% 1-11 9.1%
 FT %: 4-4 100.0% 2-5 40.0% 1-2 50.0% 4-5 80.0% 11-16 68.8%

Officials: Skelly Wingard, Victor Dunomes, Ethan Kahoano
 Technical fouls: #16/18 Arizona State-None. South Carolina-None.
 Attendance: 2020

Score by periods	1st	2nd	3rd	4th	Total
#16/18 Arizona State	17	16	9	16	58
South Carolina	14	16	15	15	60

Last FG - ASU 4th-01:20, SC 4th-00:56.
 Largest lead - ASU by 7 2nd-08:59, SC by 7 4th-07:08.
 ASU led for 15:11. SC led for 13:08. Game was tied for 11:17.

Score tied - 10 times.
 Lead changed - 11 times.

Points	In	Off	2nd	Fast	Bench
ASU	16	20	9	0	20
SC	42	18	8	2	21



Official Basketball Box Score -- Game Totals -- Final Statistics
South Carolina vs CSU Bakersfield
 11/28/15 1:30 p.m. at Honolulu, HI (Stan Sheriff Center)



South Carolina 90 • 6-0

#	Player	Total		3-Ptr		Rebounds			PF	TP	A TO Blk Stl				Min
		FG-FGA	FT-FTA	FG-FGA	FT-FTA	Off	Def	Tot			A	TO	Blk	Stl	
22	WILSON, A'ja	f	10-14	0-0	6-9	2	6	8	2	26	4	0	4	0	31
41	COATES, Alaina	c	3-10	0-0	0-2	1	3	4	1	6	0	1	0	0	22
05	SESSIONS, Khadijah	g	3-4	0-0	2-3	1	0	1	1	8	1	0	0	2	26
23	ROY, Tina	g	1-4	1-4	0-0	1	4	5	0	3	3	0	0	0	21
25	MITCHELL, Tiffany	g	3-9	0-2	7-8	0	1	1	0	13	1	1	0	0	32
00	COLLEY, Shay	g	3-3	0-0	0-0	0	2	2	4	6	2	1	0	0	13
01	CUEVAS, Bianca	g	8-12	2-5	2-2	1	3	4	1	20	6	2	0	3	26
24	IMOVBOH, Sarah	g	3-5	0-0	0-5	3	2	5	2	6	0	0	0	0	15
31	DOZIER, Asia	g	0-1	0-1	0-0	0	0	0	0	0	0	0	0	0	3
40	WHITE, Jatarie	g	1-2	0-0	0-2	1	4	5	1	2	1	0	1	0	11
Team						1	3	4							
Totals			35-64	3-12	17-31	11	28	39	12	90	18	5	5	5	200

1st - FG %: 10-19 52.6% 2nd: 7-14 50.0% 3rd: 9-18 50.0% 4th: 9-13 69.2% Game: 35-64 54.7% Deadball Rebounds 6
 3FG %: 0-5 0.0% 0-0 0.0% 1-3 33.3% 2-4 50.0% 3-12 25.0%
 FT %: 7-8 87.5% 4-12 33.3% 0-3 0.0% 6-8 75.0% 17-31 54.8%

CSU Bakersfield 71 • 1-4

#	Player	Total		3-Ptr		Rebounds			PF	TP	A TO Blk Stl				Min
		FG-FGA	FT-FTA	FG-FGA	FT-FTA	Off	Def	Tot			A	TO	Blk	Stl	
01	Shannon, Alyssa	*	3-7	1-1	4-4	0	0	0	4	11	5	2	0	0	35
10	Kleist, Keri	*	0-2	0-0	0-0	1	1	2	2	0	0	0	0	0	8
02	Gilbert, Alexxus	*	3-7	0-0	1-1	0	1	1	2	7	1	2	0	0	23
15	Williams, Erika	*	3-9	1-3	3-4	0	5	5	5	10	4	1	0	1	33
21	Zempare, Batabe	*	7-11	1-1	4-4	2	6	8	3	19	1	1	0	1	34
00	Fears, Jerice	0	0-0	0-0	0-0	0	2	2	2	0	0	0	0	0	6
02	Sims, Brittany	0	3-5	1-1	1-2	0	1	1	4	8	0	0	0	0	15
04	Torres-Rodriguez, He	0	0-0	0-0	0-0	0	0	0	0	0	0	0	0	0	1
11	Walters, Addi	0	2-6	2-6	0-0	1	0	1	1	6	2	3	0	0	26
13	Vines, Dajj	0	4-9	2-6	0-0	1	4	5	4	10	3	1	0	0	17
23	Carter, Tylinn	0	0-2	0-0	0-0	0	2	2	0	0	0	1	0	0	2
Team						1	2	3							
Totals			25-58	8-18	13-15	6	24	30	27	71	16	11	0	2	200

1st - FG %: 5-16 31.3% 2nd: 8-15 53.3% 3rd: 7-16 43.8% 4th: 5-11 45.5% Game: 25-58 43.1% Deadball Rebounds 1,2
 3FG %: 2-4 50.0% 2-7 28.6% 2-3 66.7% 2-4 50.0% 8-18 44.4%
 FT %: 2-2 100.0% 5-5 100.0% 4-6 66.7% 2-2 100.0% 13-15 86.7%

Officials: Jen Zylstra, Victor Dunomes, Tim Tamashiro
 Technical fouls: South Carolina-None. CSU Bakersfield-None.
 Attendance: 2152

Score by periods	1st	2nd	3rd	4th	Total
South Carolina	27	18	19	26	90
CSU Bakersfield	14	23	20	14	71

Last FG - SC 4th-00:02, CSUB 4th-03:03.
 Largest lead - SC by 19 4th-01:01, CSUB None.
 SC led for 39:49. CSUB led for 00:00. Game was tied for 00:11.

Score tied - 0 times.
 Lead changed - 0 times.

Points	In	Off	2nd	Fast	Bench
SC	48	16	7	2	34
CSUB	20	7	7	0	24



Official Basketball Box Score -- Game Totals -- Final Statistics
South Carolina vs Hawaii
 11/29/15 5:00 pm HT at Stan Sheriff Center



South Carolina 67 • 7-0, 0-0 SEC

#	Player	Total		3-Ptr		Rebounds			PF	TP	A TO Blk Stl				Min
		FG-FGA	FT-FTA	FG-FGA	FT-FTA	Off	Def	Tot			A	TO	Blk	Stl	
22	WILSON, A'ja	f	8-15	0-0	2-2	2	3	5	18	0	1	2	0	2	27
41	COATES, Alaina	c	1-3	0-0	1-2	0	1	1	4	3	0	2	3	0	20
05	SESSIONS, Khadijah	g	4-5	1-2	2-2	1	3	4	4	11	4	1	0	4	21
23	ROY, Tina	g	0-1	0-0	0-0	0	0	0	0	0	2	0	0	1	9
25	MITCHELL, Tiffany	g	5-10	2-5	2-2	1	1	2	2	14	2	3	0	0	29
00	COLLEY, Shay	g	1-3	0-1	0-2	1	2	3	1	2	0	1	0	1	12
01	CUEVAS, Bianca	g	5-12	1-3	2-4	1	3	4	1	13	0	2	0	2	29
03	DUCKETT, Kaydra	g	0-0	0-0	0-0	0	0	0	0	0	0	0	0	0	1
24	IMOVBOH, Sarah	g	1-2	0-0	1-1	1	3	4	0	3	0	1	0	0	13
31	DOZIER, Asia	g	0-2	0-2	3-4	0	0	0	1	3	3	1	0	1	25
40	WHITE, Jatarie	g	0-2	0-0	0-0	0	2	2	4	0	1	1	0	0	14
Team						2	3	5							
Totals			25-55	4-14	13-19	9	21	30	22	67	12	14	5	9	200

1st - FG %: 7-17 41.2% 2nd: 5-12 41.7% 3rd: 8-18 44.4% 4th: 5-8 62.5% Game: 25-55 45.5% Deadball Rebounds 4,3
 3FG %: 2-4 50.0% 1-2 50.0% 1-7 14.3% 0-1 0.0% 4-14 28.6%
 FT %: 1-1 100.0% 1-2 50.0% 5-6 83.3% 6-10 60.0% 13-19 68.4%

Hawaii 51 • 4-3, 0-0 BWC

#</



Official Basketball Box Score -- Game Totals -- Final Statistics
Winthrop vs #2/2 South Carolina
 12/13/15 2 p.m. at Columbia, S.C./Colonial Life Arena



Winthrop 37 • 2-7

#	Player	Total		3-Ptr		Rebounds			PF	TP	A TO Blk Stl				Min
		FG-FGA	FT-FTA	FG-FGA	FT-FTA	Off	Def	Tot			A	TO	Blk	Stl	
14	WHITAKER, Arianne	f	3-13	0-0	1-4	5	3	8	3	7	0	1	4	3	38
44	MBAMALU, Ezinne	f	3-11	0-0	1-4	4	3	7	3	7	0	2	0	1	30
01	KILPATRICK, Aliyah	f	1-11	0-2	0-0	2	3	5	4	2	1	2	0	1	36
02	BANKS, Jimecheia	g	2-5	0-3	0-1	1	0	1	2	4	4	5	0	1	27
33	WILLIAMS, Erica	g	4-18	1-3	1-4	1	3	4	2	10	3	2	0	2	37
05	JACKSON, Nuba	g	3-6	0-1	1-2	0	2	2	2	7	1	2	0	1	26
15	JACKSON, Naima	g	0-0	0-0	0-0	0	0	0	0	0	0	0	0	0	6
Team						4	1	5							
Totals			16-64	1-9	4-15	17	15	32	16	37	9	14	4	9	200

1st - FG %: 3-20 15.0% 2nd: 3-9 33.3% 3rd: 6-18 33.3% 4th: 4-17 23.5% Game: 16-64 25.0% Deadball Rebounds 6,1
 3FG %: 0-4 0.0% 0-1 0.0% 1-2 0.0% 1-9 11.1% 4-15 26.7%
 FT %: 1-2 50.0% 0-0 0.0% 2-7 28.6% 1-6 16.7% 4-15 26.7%

#2/2 South Carolina 86 • 9-0

#	Player	Total		3-Ptr		Rebounds			PF	TP	A TO Blk Stl				Min
		FG-FGA	FT-FTA	FG-FGA	FT-FTA	Off	Def	Tot			A	TO	Blk	Stl	
24	IMOVBIH, Sarah	f	3-3	0-0	1-1	1	3	4	0	7	1	1	1	0	22
41	COATES, Alaina	c	13-15	0-0	3-5	6	10	16	4	29	0	1	10	1	30
05	SESSIONS, Khadijah	g	2-3	0-1	0-0	0	1	1	2	4	6	1	0	1	15
23	ROY, Tina	g	1-6	1-6	0-0	0	0	0	0	3	3	0	0	0	11
25	MITCHELL, Tiffany	g	4-8	3-6	1-2	1	4	5	0	12	3	4	0	1	22
00	COLLEY, Shay	g	1-4	1-3	0-0	1	3	4	1	3	4	2	1	3	24
01	CUEVAS, Bianca	g	4-11	1-2	4-4	0	2	2	2	13	1	2	0	1	22
31	DUCKETT, Kaydra	g	1-4	0-1	0-0	0	2	2	1	2	3	0	0	1	15
03	DOZIER, Asia	g	3-4	3-4	0-0	0	2	2	0	9	3	2	0	1	18
40	WHITE, Jatarie	g	2-2	0-0	0-0	1	8	9	3	4	1	0	4	1	18
44	FARMER, India	g	0-2	0-1	0-0	1	0	1	0	0	0	0	0	0	3
Team						1	1	2							
Totals			34-62	9-24	9-12	12	36	48	13	86	25	13	16	10	200

1st - FG %: 10-14 71.4% 2nd: 8-14 57.1% 3rd: 7-18 38.9% 4th: 9-16 56.3% Game: 34-62 54.8% Deadball Rebounds 3
 3FG %: 4-7 57.1% 1-5 20.0% 3-9 33.3% 9-24 37.5%
 FT %: 2-3 66.7% 4-4 100.0% 3-4 75.0% 9-12 75.0%

Officials: Dee Kantner, Laura Morris, Chaney Muench
 Technical fouls: Winthrop-None. #2/2 South Carolina-None.
 Attendance: 13409

Score by periods	1st	2nd	3rd	4th	Total
Winthrop	7	6	14	10	37
#2/2 South Carolina	26	21	20	19	86

Points	In Paint	Off T/O	2nd Chance	Fast Break	Bench
WU	18	9	10	6	7
SC	50	20	14	19	31

Last FG - WU 4th-00:47, SC 4th-00:56.
 Largest lead - WU None, SC by 52 4th-03:11.
 WU led for 00:00. SC led for 38:49. Game was tied for 01:11.

Score tied - 1 time.
 Lead changed - 0 times.



Official Basketball Box Score -- Game Totals -- Final Statistics
Hampton vs #2/2 South Carolina
 12/16/15 7 p.m. at Columbia, S.C./Colonial Life Arena



Hampton 48 • 1-8

#	Player	Total		3-Ptr		Rebounds			PF	TP	A TO Blk Stl				Min
		FG-FGA	FT-FTA	FG-FGA	FT-FTA	Off	Def	Tot			A	TO	Blk	Stl	
31	LUPOE, Kaylah	f	3-6	0-0	1-1	2	6	8	5	7	1	1	4	1	27
00	TATE-DeFREITAS, Mallia	g	5-15	1-3	3-5	0	2	2	1	14	5	2	0	3	39
03	GILBEAUX, Georgianna	g	0-1	0-0	0-0	0	0	0	0	0	0	0	0	0	15
15	JORDAN, Ryan	g	4-12	1-3	0-0	1	3	4	5	9	1	3	1	2	24
33	GREEN, Chanel	g	1-7	1-2	0-0	0	0	0	3	3	3	3	0	3	39
01	JAMES, DeJanae	g	0-2	0-1	0-0	0	0	0	0	0	0	0	0	0	1
05	WILLIAMS, Natalie	g	0-0	0-0	0-0	0	0	0	0	0	0	0	0	0	1
10	WILLIS, K'lynn	g	0-2	0-2	0-0	0	0	0	1	0	0	0	0	0	8
13	BOYD, Shaleise	g	1-1	0-0	0-0	0	0	0	0	2	0	0	0	0	3
21	SAYLE, Mikayla	g	1-2	0-0	1-2	2	1	3	3	3	0	0	0	0	10
24	DAVIS, Aareana	g	2-5	0-3	0-0	0	0	0	3	4	0	0	0	0	7
30	ROSE, Kristine	g	2-8	2-7	0-0	0	0	0	4	6	2	0	1	1	26
Team						1	1	2							
Totals			19-61	5-21	5-8	6	13	19	25	48	12	9	6	10	200

1st - FG %: 4-12 33.3% 2nd: 4-15 26.7% 3rd: 8-20 40.0% 4th: 3-14 21.4% Game: 19-61 31.1% Deadball Rebounds 2,1
 3FG %: 1-3 33.3% 1-4 25.0% 2-6 33.3% 1-8 12.5% 5-21 23.8%
 FT %: 0-0 0.0% 0-0 0.0% 2-2 100.0% 3-6 50.0% 5-8 62.5%

#2/2 South Carolina 86 • 10-0

#	Player	Total		3-Ptr		Rebounds			PF	TP	A TO Blk Stl				Min
		FG-FGA	FT-FTA	FG-FGA	FT-FTA	Off	Def	Tot			A	TO	Blk	Stl	
24	IMOVBIH, Sarah	f	6-8	0-0	7-9	5	2	7	1	19	0	0	0	0	24
31	DOZIER, Asia	f	2-6	0-2	2-2	1	1	2	0	6	5	1	0	2	22
41	COATES, Alaina	c	8-11	0-0	6-9	2	10	12	1	22	2	3	1	0	26
05	SESSIONS, Khadijah	g	2-3	1-1	0-0	0	4	4	2	5	2	3	0	0	17
25	MITCHELL, Tiffany	g	4-11	3-6	6-8	4	2	6	1	17	2	0	0	1	29
00	COLLEY, Shay	g	0-0	0-0	0-0	0	2	2	1	0	0	3	0	0	8
01	CUEVAS, Bianca	g	2-6	1-3	1-1	0	1	1	0	6	1	2	0	0	17
03	DUCKETT, Kaydra	g	1-2	1-2	0-0	1	1	2	3	3	2	0	0	0	12
23	ROY, Tina	g	0-3	0-2	0-0	0	3	3	0	0	3	1	0	0	24
40	WHITE, Jatarie	g	3-8	0-0	2-2	2	5	7	4	8	0	4	1	0	21
Team						3	3	6							
Totals			28-58	6-16	24-31	18	34	52	13	86	17	17	2	3	200

1st - FG %: 4-12 33.3% 2nd: 6-17 35.3% 3rd: 8-10 80.0% 4th: 10-15 66.7% Game: 28-58 48.3% Deadball Rebounds 5,3
 3FG %: 0-4 0.0% 1-4 25.0% 3-4 75.0% 2-4 50.0% 5-5 100.0%
 FT %: 6-7 85.7% 3-3 100.0% 10-16 62.5%

Officials: Mark Zentz, Mary Day, Metta Roberts
 Technical fouls: Hampton-ROSE, Kristine. #2/2 South Carolina-None.
 Attendance: 12117

Score by periods	1st	2nd	3rd	4th	Total
Hampton	9	9	20	10	48
#2/2 South Carolina	14	16	29	27	86

Points	In Paint	Off T/O	2nd Chance	Fast Break	Bench
HU	22	18	1	10	15
SC	42	7	17	2	17

Last FG - HU 4th-05:19, SC 4th-00:26.
 Largest lead - HU None, SC by 38 4th-00:26.
 HU led for 00:00. SC led for 38:33. Game was tied for 01:27.

Score tied - 0 times.
 Lead changed - 0 times.



Official Basketball Box Score -- Game Totals -- Final Statistics
East Carolina vs #2/2 South Carolina
 12/20/15 1 p.m.,m. at Myrtle Beach (SC) Convention Center



East Carolina 57 • 6-6

#	Player	Total		3-Ptr		Rebounds			PF	TP	A TO Blk Stl				Min
		FG-FGA	FT-FTA	FG-FGA	FT-FTA	Off	Def	Tot			A	TO	Blk	Stl	
23	PAYNE, Jada	f	3-11	2-6	6-6	3	3	6	1	14	0	2	1	1	39
24	TAYLOR, I'Tiana	f	8-18	0-0	0-1	4	3	7	3	16	1	1	1	1	24
55	LARAMIE, Marina	c	4-14	3-7	2-2	3	7	10	4	13	0	4	0	0	36
02	TOURE, Khadija	g	1-9	0-4	2-2	0	3	3	3	4	3	3	0	0	26
04	GRAY, DeVauhn	g	0-3	0-3	0-0	0	1	1	2	0	0	0	0	0	14
01	FRANZIER, Alex	g	1-2	0-0	1-1	1	1	2	4	3	2	3	0	0	19
07	WOMBLE, Manesha	g	0-0	0-0	0-0	0	0	0	0	0	0	0	0	0	1
13	CSUTORAS, Fanni	g	2-8	1-3	0-0	0	1	1	4	5	1	0	0	0	28
40	HOLSTON, Gabrielle	g	0-4	0-0	2-2	0	2	2	5	2	0	0	1	1	13
Team						1	4	5							
Totals			19-69	6-23	13-14	12	25	37	26	57	7	13	3	3	200

1st - FG %: 5-16 31.3% 2nd: 3-15 20.0% 3rd: 9-21 42.9% 4th: 2-17 11.8% Game: 19-69 27.5% Deadball Rebounds 0
 3FG %: 1-7 14.3% 2-5 40.0% 2-6 33.3% 1-5 20.0% 6-23 26.1%
 FT %: 4-4 100.0% 2-3 66.7% 4-4 100.0% 13-14 92.9%

#2/2 South Carolina 88 • 11-0

#	Player		Total		3-Ptr		Rebounds			PF	TP	A TO Blk Stl				Min
			FG-FGA	FT-FTA	FG-FGA	FT-FTA	Off	Def	Tot			A	TO	Blk	Stl	
22	WILSON, A'ja	f	7-10	0-0	1-1	3	7	10	2	15	0	2	2	1	22	
31	DOZIER, Asia	f	4-5	2-2	0-0	0	1	1	0	10	0	1	0	0	19	
41	COATES, Alaina	c	4-8	0-0	2-4	4	11	15	2	10	0	0	2	0	21	
25	SESSIONS, Khadijah	g	1-5	0-2	3-4	0	2	2	5	3	2	0	1	1	22	
05	MITCHELL, Tiffany	g	5-9	1-3	7-8	0	1	2	2	18	3	1	0	2	24	
00	COLLEY, Shay	g	1-2	1-2	0-0	1	0	1	1	3	4	1	0	0	16	
01	CUEVAS, Bianca		1-7	0-3	2-2	0	1	1	1	4	1	0	0	3	17	
03	DUCKETT, Kaydra		1-1	0-0	0-0	0	0	0	0	2	0	1	0	0	5	
23	ROY, Tina		1-5	1-4	0-0	1	2	3	0	3	0	2	0	0	12	
24	IMOVBIOH, Sarah		1-5	0-0	2-3	4	8	12	0	4	2	0	0	0	18	
40	WHITE, Jatarie		5-8	0-1	4-6	1	3	4	2	14	0	0	0	0	19	
44	FARMER, India		0-1	0-1	0-0	0	1	1	2	0	0	0	0	0	5	
	Team					1	2	3			1					



Official Basketball Box Score -- Game Totals -- Final Statistics
Arkansas vs #2/2 South Carolina
 01/03/16 3 p.m. at Columbia, S.C./Colonial Life Arena



Arkansas 32 • 5-9 (0-1 SEC)

#	Player	Total		3-Ptr		Rebounds			PF	TP	A TO Blk Stl				Min
		FG	FGA	FG	FGA	FT	FTA	Off Def Tot			A	TO	Blk	Stl	
00	JACKSON, Jessica	f	4-12	0-3	1-2	1	3	4	3	9	1	2	0	1	29
35	COOLEY, Alecia	c	0-4	0-0	2-2	2	4	6	3	2	1	4	1	0	29
03	MONK, Malica	g	1-6	0-0	0-0	0	0	0	3	2	0	1	0	0	27
21	COOPER, Devin	g	1-4	0-3	0-0	0	1	1	0	2	4	2	0	1	21
33	WOLFF, Melissa	g	4-10	0-0	1-2	2	5	7	4	9	1	1	0	2	33
04	SWENSON, Keiryn	g	2-5	0-1	0-0	0	2	2	0	4	0	0	0	0	18
12	FREEMAN, Briunna	g	0-3	0-0	0-2	1	0	1	1	0	1	2	0	0	12
25	BROOKS, Kelsey	g	0-3	0-2	0-0	0	0	0	1	0	0	1	0	0	7
22	ZIMMERMAN, Bailey	g	0-1	0-1	0-0	0	1	1	0	0	0	0	0	1	5
24	DANBERRY, Jordan	g	1-5	1-2	1-2	1	0	1	1	4	1	4	0	0	14
32	WEST, Khadijah	g	0-1	0-0	0-0	0	0	0	1	0	0	0	0	0	5
Team						2	1	3			1				
Totals			13-54	1-12	5-10	9	17	26	17	32	9	18	1	5	200

1st - FG %: 4-15 26.7% 2nd: 4-12 33.3% 3rd: 2-14 14.3% 4th: 3-13 23.1% Game: 13-54 24.1% Deadball Rebounds 2,1
 3FG %: 0-3 0.0% 1-4 25.0% 0-2 0.0% 0-3 0.0% 1-12 8.3%
 FT %: 1-2 50.0% 0-0 0.0% 3-4 75.0% 1-4 25.0% 5-10 50.0%

#2/2 South Carolina 85 • 13-0 (1-0 SEC)

#	Player	Total		3-Ptr		Rebounds			PF	TP	A TO Blk Stl				Min
		FG	FGA	FG	FGA	FT	FTA	Off Def Tot			A	TO	Blk	Stl	
22	WILSON, A'ja	f	7-12	0-0	0-1	4	6	10	2	14	1	2	0	0	25
41	COATES, Alaina	c	4-5	0-0	3-3	0	10	10	3	11	2	0	1	1	26
05	SESSIONS, Khadijah	g	3-4	1-1	0-0	1	2	3	0	7	4	1	1	3	25
23	ROY, Tina	g	7-13	7-12	0-0	0	1	1	0	21	3	0	0	1	29
25	MITCHELL, Tiffany	g	4-9	2-5	2-3	0	3	3	0	12	4	3	0	2	26
01	CUEVAS, Bianca	g	4-8	1-5	1-2	1	1	2	1	10	3	0	3	3	24
03	DUCKETT, Kaydra	g	0-0	0-0	0-0	0	2	2	2	0	0	2	0	1	7
24	IMOVBIQH, Sarah	g	4-7	0-0	1-2	4	3	7	2	9	0	3	0	0	17
40	WHITE, Jatarie	g	0-5	0-0	1-2	2	3	5	1	1	1	1	0	0	18
44	FARMER, India	g	0-0	0-0	0-0	0	1	1	0	0	0	0	0	0	3
Team						3	1	4							
Totals			33-63	11-23	8-13	15	33	48	11	85	18	15	2	11	200

1st - FG %: 4-18 22.2% 2nd: 14-19 73.7% 3rd: 11-18 61.1% 4th: 4-8 50.0% Game: 33-63 52.4% Deadball Rebounds 2,2
 3FG %: 0-4 0.0% 5-7 71.4% 6-11 54.5% 0-1 0.0% 11-23 47.8%
 FT %: 1-2 50.0% 2-2 100.0% 1-3 33.3% 4-6 66.7% 8-13 61.5%

Officials: Sue Bauch, Eric Brewton, Troy Winders
 Technical fouls: Arkansas-None. #2/2 South Carolina-None.
 Attendance: 13407

Score by periods	1st	2nd	3rd	4th	Total
Arkansas	9	9	7	7	32
#2/2 South Carolina	9	35	29	12	85

Last FG - AR 4th-04:33, SC 4th-03:53.
 Largest lead - AR by 2 1st-08:53, SC by 53 4th-00:38.
 AR led for 02:05. SC led for 31:19. Game was tied for 06:36.

Score tied - 5 times.
 Lead changed - 3 times.

Points	In Paint	Off T/O	2nd Chance	Fast Break	Bench
AR	10	8	5	2	8
SC	44	28	20	16	20



Official Basketball Box Score -- Game Totals -- Final Statistics
#2/2 South Carolina vs Vanderbilt
 01/07/16 8 p.m. at Nashville, Tenn. (Memorial Gym)



#2/2 South Carolina 71 • 14-0, 2-0

#	Player	Total		3-Ptr		Rebounds			PF	TP	A TO Blk Stl				Min
		FG	FGA	FG	FGA	FT	FTA	Off Def Tot			A	TO	Blk	Stl	
22	WILSON, A'ja	f	1-3	0-0	2-4	0	6	6	4	4	2	1	0	0	24
31	DOZIER, Asia	f	1-5	1-4	0-0	0	1	1	2	3	4	2	0	0	23
41	COATES, Alaina	c	5-6	0-0	1-4	3	7	10	2	11	1	1	0	0	29
05	SESSIONS, Khadijah	g	3-5	2-3	2-3	3	1	4	1	10	0	0	0	3	30
25	MITCHELL, Tiffany	g	8-15	3-6	3-6	1	1	2	3	22	5	2	0	2	34
01	CUEVAS, Bianca	g	2-6	0-3	0-0	0	1	1	2	4	2	2	0	1	12
04	CLINEY, Doniyah	g	1-2	0-0	0-0	0	0	0	2	2	0	0	0	0	5
23	ROY, Tina	g	4-8	4-6	1-2	0	1	1	0	13	1	2	0	1	20
24	IMOVBIQH, Sarah	g	0-0	0-0	0-0	0	2	2	1	0	0	1	0	0	5
40	WHITE, Jatarie	g	0-0	0-0	2-4	0	2	2	1	2	0	0	0	0	18
Team						1	0	1							
Totals			25-50	10-22	11-23	8	22	30	18	71	15	11	0	7	200

1st - FG %: 6-13 46.2% 2nd: 5-12 41.7% 3rd: 7-14 50.0% 4th: 7-11 63.6% Game: 25-50 50.0% Deadball Rebounds 9,1
 3FG %: 1-6 16.7% 2-6 33.3% 3-5 60.0% 4-5 80.0% 11-23 47.8%
 FT %: 2-6 33.3% 4-5 80.0% 1-2 50.0% 4-10 40.0%

Vanderbilt 61 • 11-4, 0-2

#	Player	Total		3-Ptr		Rebounds			PF	TP	A TO Blk Stl				Min
		FG	FGA	FG	FGA	FT	FTA	Off Def Tot			A	TO	Blk	Stl	
44	Rayte'a Long	f	1-1	0-0	0-0	3	1	4	2	2	0	1	0	0	11
01	Rebekah Dahlman	g	5-10	2-7	2-2	2	4	6	3	14	3	1	0	2	33
03	Rachel Bell	g	3-12	0-4	3-4	1	1	2	0	9	1	1	0	0	28
23	Minta Spears	g	1-9	0-5	2-2	0	2	2	4	4	4	3	0	0	39
33	Christa Reed	g	2-6	2-4	0-0	0	3	3	2	6	0	4	0	1	29
15	Jasmine Jenkins	g	2-3	0-0	0-0	1	2	3	1	4	2	2	0	2	11
22	Marqu'es Webb	g	3-5	0-0	1-1	0	3	3	5	7	0	1	0	0	17
25	Morgan Batey	g	2-3	0-0	2-2	0	2	2	1	6	2	0	0	0	20
35	Kendall Shaw	g	3-4	0-0	3-4	1	1	2	1	9	0	0	1	0	12
Team						1	1	2							
Totals			22-53	4-20	13-15	9	20	29	19	61	12	13	1	5	200

1st - FG %: 2-7 28.6% 2nd: 8-13 61.5% 3rd: 6-16 37.5% 4th: 6-17 35.3% Game: 22-53 41.5% Deadball Rebounds 1
 3FG %: 1-4 25.0% 1-4 25.0% 1-5 20.0% 1-7 14.3% 4-20 20.0%
 FT %: 5-6 83.3% 4-4 100.0% 2-2 100.0% 2-3 66.7% 13-15 86.7%

Officials: Beverly Roberts, Jesse Dickerson, Douglas Knight
 Technical fouls: #2/2 South Carolina-None. Vanderbilt-None.
 Attendance: 2547

Score by periods	1st	2nd	3rd	4th	Total
#2/2 South Carolina	15	16	18	22	71
Vanderbilt	10	21	15	15	61

Last FG - SC 4th-00:55, VANDY 4th-02:22.
 Largest lead - SC by 10 4th-00:24, VANDY by 6 3rd-07:31.
 SC led for 25:49. VANDY led for 09:56. Game was tied for 04:08.

Score tied - 8 times.
 Lead changed - 18 times.

Points	In Paint	Off T/O	2nd Chance	Fast Break	Bench
SC	30	12	6	10	21
VANDY	30	12	9	6	26



Official Basketball Box Score -- Game Totals -- Final Statistics
#20/- Missouri vs #2/2 South Carolina
 01/10/16 12 p.m. at Columbia, S.C./Colonial Life Arena



#20/- Missouri 58 • 14-2 (1-2 SEC)

#	Player	Total		3-Ptr		Rebounds			PF	TP	A TO Blk Stl				Min
		FG	FGA	FG	FGA	FT	FTA	Off Def Tot			A	TO	Blk	Stl	
21	PORTER, Cierra	f	2-7	0-1	6-8	3	4	7	3	10	1	3	0	1	28
22	FRERICKS, Jordan	f	1-4	0-0	7-8	2	2	4	5	9	0	3	0	1	20
11	CUNNINGHAM, Sophie	g	4-13	1-5	0-0	0	2	2	5	9	0	1	0	1	24
03	CUNNINGHAM, Lindsey	g	1-3	1-1	0-0	0	2	2	2	3	1	4	0	0	23
24	MICHAELIS, Sierra	g	3-11	1-5	0-0	1	2	3	4	7	2	1	0	1	19
01	DOTY, Lianna	g	0-0	0-0	2-2	1	2	3	3	2	1	3	0	1	9
02	STOCK, Morgan	g	0-4	0-3	2-2	0	3	3	1	2	2	1	1	0	18
04	PORTER, Bri	g	0-1	0-1	0-0	0	1	1	1	0	0	0	0	0	3
10	STOCK, Maddie	g	2-3	1-2	0-0	0	0	0	3	5	0	0	0	0	14
12	HUDYN, Michelle	g	0-2	0-0	0-0	0	0	0	2	0	1	2	1	0	7
15	SHEPARD, Carrie	g	0-0	0-0	0-0	1	0	1	1	0	0	0	0	0	3
20	McDOWELL, Kayla	g	3-5	0-1	1-1	0	4	4	0	7	0	1	0	0	14
23	ROBINSON, Juanita	g	2-5	0-2	0-0	1	1	2	4	4	3	1	0	1	18
Team						2	3	5							
Totals			18-58	4-21	18-21	11	26	37	34	58	11	20	2	6	200

1st - FG %: 2-18 11.1% 2nd: 4-13 30.8% 3rd: 6-15 40.0% 4th: 6-12 50.0% Game: 18-58 31.0% Deadball Rebounds 2,1
 3FG %: 0-3 0.0% 2-7 28.6% 2-6 33.3% 0-5 0.0% 4-21 19.0%
 FT %: 1-2 50.0% 2-2 100.0% 3-4 75.0% 12-13 92.3%

#2/2 South Carolina 83 • 15-0 (3-0 SEC)



Official Basketball Box Score -- Game Totals -- Final Statistics
#2/2 South Carolina vs #10/10 Texas A&M
 01/31/16 5 p.m. at College Station, Texas (Reed Arena)



#2/2 South Carolina 70 • 21-0, 9-0 SEC

#	Player	Total		3-Ptr		Rebounds			PF	TP	A TO Blk Stl				Min
		FG-FGA	FT-FGA	FG-FGA	FT-FGA	Off	Def	Tot			A	TO	Blk	Stl	
05	SESSIONS, Khadijah	* 3-8	1-2	3-5	0 2 2	2	10	3	2	1	3	39			
22	WILSON, A'ja	* 9-17	0-0	9-10	4 6 10	4	27	1	5	4	1	39			
25	MITCHELL, Tiffany	* 7-17	1-6	5-5	3 1 4	4	20	2	3	0	3	38			
31	DOZIER, Asia	* 0-0	0-0	0-0	0 1 1	3	0	1	3	0	0	22			
41	COATES, Alaina	* 5-8	0-0	2-3	2 8 10	2	12	6	1	0	1	38			
01	CUEVAS, Bianca	0-0	0-0	0-0	0 0 0	1	0	0	0	0	0	3			
04	CLINEY, Doniyah	0-0	0-0	0-0	0 0 0	0	0	0	0	0	0	0+			
23	ROY, Tina	0-3	0-3	1-2	0 1 1	0	1	1	2	0	1	18			
24	IMOVBIQH, Sarah	0-0	0-0	0-0	1 0 1	1	0	0	0	0	0	1			
40	WHITE, Jatarie	0-0	0-0	0-0	0 0 0	1	0	0	0	0	0	2			
Team					4 1 5										
Totals		24-53	2-11	20-25	14 20 34	16	70	14	16	5	9	200			

1st - FG %: 6-17 35.3% 2nd: 3-11 27.3% 3rd: 9-15 60.0% 4th: 6-10 60.0% Game: 24-53 45.3% Deadball
 3FG %: 1-4 25.0% 0-4 0.0% 1-2 50.0% 2-11 18.2% Rebounds
 FT %: 4-6 66.7% 2-2 100.0% 0-9 77.8% 7-8 87.5% 20-25 80.0% 3

#10/10 Texas A&M 63 • 15-6, 5-3 SEC

#	Player	Total		3-Ptr		Rebounds			PF	TP	A TO Blk Stl				Min
		FG-FGA	FT-FGA	FG-FGA	FT-FGA	Off	Def	Tot			A	TO	Blk	Stl	
00	Khaaila Hillsman	* 0-0	0-0	2-2	1 0 1	4	2	0	0	3	0	18			
01	Courtney Williams	* 6-20	1-4	0-0	1 5 6	4	13	5	6	0	2	34			
05	Anriel Howard	* 2-3	0-0	0-0	1 0 1	2	4	0	1	0	1	12			
24	Jordan Jones	* 4-11	2-6	1-1	0 2 2	3	11	9	5	0	1	37			
33	Courtney Walker	* 10-17	0-1	3-3	3 4 7	2	23	1	3	0	1	40			
11	Curtyce Knox	0-1	0-1	0-0	0 0 0	0	0	0	0	0	0	3			
12	Danni Williams	0-0	0-0	0-0	0 0 0	1	0	0	0	0	0	0+			
13	Chelsea Jennings	3-6	0-0	0-0	1 2 3	2	6	0	0	3	1	28			
24	Jasmine Lumpkin	0-1	0-0	0-0	0 1 1	1	0	0	1	0	0	4			
23	Rachel Mitchell	2-3	0-0	0-0	1 3 4	2	4	1	1	0	0	24			
Team					5 0 5										
Totals		27-62	3-12	6-6	13 17 30	21	63	16	17	6	6	200			

1st - FG %: 6-13 38.5% 2nd: 8-15 53.3% 3rd: 7-14 50.0% 4th: 7-20 35.0% Game: 27-62 43.5% Deadball
 3FG %: 0-3 0.0% 0-1 0.0% 1-1 100.0% 2-7 28.6% 3-12 25.0% Rebounds
 FT %: 2-2 100.0% 3-3 100.0% 1-1 100.0% 0-0 0.0% 6-6 100.0% 2

Officials: Dee Kantner, Beverly Roberts, Brian Hall
 Technical fouls: #2/2 South Carolina-None. #10/10 Texas A&M-None.
 Attendance: 8511

Score by periods	1st	2nd	3rd	4th	Total
#2/2 South Carolina	17	8	25	20	70
#10/10 Texas A&M	12	19	16	16	63

Points	In Paint	Off T/O	2nd Chance	Fast Break	Bench
SC	40	22	14	10	1
TAM	24	15	16	17	10

Last FG - SC 4th-01:22, TAM 4th-00:37.
 Largest lead - SC by 7 1st-02:29, TAM by 10 2nd-05:04.
 SC led for 21:47, TAM led for 13:28. Game was tied for 03:47.
 Score tied - 7 times.
 Lead changed - 9 times.



Official Basketball Box Score -- Game Totals -- Final Statistics
#18/18 Kentucky vs #2/2 South Carolina
 02/04/16 7 p.m. at Columbia, S.C./Colonial Life Arena



#18/18 Kentucky 68 • 15-6 (4-6 SEC)

#	Player	Total		3-Ptr		Rebounds			PF	TP	A TO Blk Stl				Min
		FG-FGA	FT-FGA	FG-FGA	FT-FGA	Off	Def	Tot			A	TO	Blk	Stl	
01	Camara, Batouly	f 7-13	0-0	0-1	5 4 9	5	14	2	1	1	0	25			
13	Akhtor, Evelyn	f 1-4	0-0	0-0	1 4 5	3	2	0	1	0	1	23			
03	Thompson, Janee	g 1-7	1-2	0-0	0 3 3	4	3	6	2	0	2	34			
04	Morris, Maci	g 3-11	0-4	4-5	0 2 2	4	10	1	1	0	1	25			
25	Epps, Makayla	g 8-17	0-1	1-3	1 1 2	3	17	1	3	0	0	31			
02	Jakubcova, Ivana	1-2	0-0	0-0	2 2 4	1	2	0	0	0	0	5			
24	Murray, Taylor	2-4	1-1	1-1	0 0 0	4	6	1	1	0	0	30			
35	Jennings, Alexis	4-9	0-0	4-4	4 0 4	4	12	0	1	0	0	21			
45	Rice, Alyssa	1-2	0-0	0-0	0 0 0	3	2	0	1	0	0	6			
Team					1 2 3										
Totals		28-69	2-8	10-14	14 18 32	31	68	11	11	1	4	200			

1st - FG %: 5-17 29.4% 2nd: 7-14 50.0% 3rd: 10-21 47.6% 4th: 6-17 35.3% Game: 28-69 40.6% Deadball
 3FG %: 0-2 0.0% 1-3 33.3% 0-0 0.0% 1-3 33.3% 2-8 25.0% Rebounds
 FT %: 1-1 100.0% 4-5 80.0% 3-4 75.0% 2-4 50.0% 10-14 71.4% 3,1

#2/2 South Carolina 78 • 22-0 (10-0 SEC)

#	Player	Total		3-Ptr		Rebounds			PF	TP	A TO Blk Stl				Min
		FG-FGA	FT-FGA	FG-FGA	FT-FGA	Off	Def	Tot			A	TO	Blk	Stl	
22	WILSON, A'ja	f 5-7	0-0	8-10	2 5 7	4	18	3	4	2	0	28			
41	COATES, Alaina	c 10-14	0-0	7-12	5 8 13	3	27	2	3	4	1	32			
05	SESSIONS, Khadijah	g 3-5	1-3	2-4	0 4 4	0	9	1	3	0	2	30			
23	ROY, Tina	g 2-11	1-8	2-2	0 1 1	1	7	4	0	0	2	33			
25	MITCHELL, Tiffany	g 1-2	0-0	0-0	0 0 0	1	2	0	3	0	1	10			
01	CUEVAS, Bianca	1-5	0-1	3-4	0 2 2	5	2	1	0	1	0	21			
04	CLINEY, Doniyah	3-4	0-0	1-1	0 1 1	2	7	2	2	0	1	26			
24	IMOVBIQH, Sarah	1-2	0-0	0-0	1 0 1	1	2	0	0	0	0	8			
40	WHITE, Jatarie	0-0	0-0	1-2	1 2 3	3	1	1	1	0	0	12			
Team					2 5 7										
Totals		26-50	2-12	24-35	11 28 39	17	78	15	17	6	8	200			

1st - FG %: 6-12 50.0% 2nd: 5-14 35.7% 3rd: 8-13 61.5% 4th: 7-11 63.6% Game: 26-50 52.0% Deadball
 3FG %: 0-2 0.0% 0-3 0.0% 2-4 50.0% 0-3 0.0% 2-12 16.7% Rebounds
 FT %: 3-3 100.0% 10-16 62.5% 4-7 57.1% 7-9 77.8% 24-35 68.6% 5

Officials: Michael Price, Amy Bonner, Greg Small
 Technical fouls: #18/18 Kentucky-None. #2/2 South Carolina-WILSON, A'ja.
 Attendance: 15015

Score by periods	1st	2nd	3rd	4th	Total
#18/18 Kentucky	11	19	23	15	68
#2/2 South Carolina	15	20	22	21	78

Points	In Paint	Off T/O	2nd Chance	Fast Break	Bench
UK	38	13	15	8	22
SC	44	15	17	12	15

Last FG - UK 4th-00:26, SC 4th-01:01.
 Largest lead - UK by 1 2nd-05:53, SC by 12 4th-00:32.
 UK led for 00:35, SC led for 37:33. Game was tied for 01:43.
 Score tied - 0 times.
 Lead changed - 2 times.



Official Basketball Box Score -- Game Totals -- Final Statistics
#1/1 UConn vs #2/2 South Carolina
 02/08/16 7 p.m. at Columbia, S.C./Colonial Life Arena



#1/1 UConn 66 • 23-0 (12-0 AAC)

#	Player	Total		3-Ptr		Rebounds			PF	TP	A TO Blk Stl				Min
		FG-FGA	FT-FGA	FG-FGA	FT-FGA	Off	Def	Tot			A	TO	Blk	Stl	
03	TUCK, Morgan	f 6-13	0-5	4-7	2 3 5	2	16	2	2	1	1	33			
30	STEWART, Breanna	f 9-18	3-4	4-5	2 8 10	1	25	0	4	5	1	40			
33	SAMUELSON, Katie Lou	f 1-1	0-0	0-0	0 3 3	4	2	2	1	0	3	22			
04	JEFFERSON, Moriah	g 4-9	1-3	3-4	1 2 3	4	12	6	2	0	2	40			
11	NURSE, Kia	g 2-9	2-4	0-0	0 2 2	1	6	4	3	0	1	39			
15	WILLIAMS, Gabby	2-6	0-0	1-2	3 7 10	3	5	0	1	0	1	22			
24	COLLIER, Napheesa	0-1	0-0	0-0	0 1 1	1	0	0	0	0	0	4			
Team					0 1 1										
Totals		24-57	6-16	12-18	8 27 35	16	66	14	13	6	9	200			

1st - FG %: 7-14 50.0% 2nd: 6-16 37.5% 3rd: 7-16 43.8% 4th: 4-11 36.4% Game: 24-57 42.1% Deadball
 3FG %: 0-3 0.0% 3-6 50.0% 2-4 50.0% 1-3 33.3% 6-16 37.5% Rebounds
 FT %: 3-4 75.0% 3-4 75.0% 3-6 50.0% 3-6 50.0% 12-18 66.7% 1,1

#2/2 South Carolina 54 • 22-1 (10-0 SEC)

#	Player		Total			3-Ptr			Rebounds			PF	TP	A TO Blk Stl				Min
			FG-FGA	FT-FGA	FT-FTA	Off	Def	Tot	A	TO	Blk			Stl				
22	WILSON, A'ja	f	5-8	0-0	3-4	1	5	6	3	13	0	2	2	1	23			
41	COATES, Alaina	c	1-6	0-0	0-2	0	9	9	4	2	0	3	0	2	26			
05	SESSIONS, Khadijah	g	1-6	0-0	2-3	0	1	1	1	4	2	0	0	1	23			
23	ROY, Tina	g	0-3	0-2	0-0	1	1	2	0	0	2	2	0	0	19			
25	MITCHELL, Tiffany	g	4-12	2-5	2-2	0	5	5	1	12	0	2	1	2	39			
01	CUEVAS, Bianca		1-7	0-1	0-0	1	1	2	0	2	1	1	2	0	20			
04	CLINEY, Doniyah		1-3	1-2	1-2	0	0	0	2	4	1	1	0	0	20			
24	IMOVBIOH, Sarah		6-6	0-0	1-1	2	6	8	2	13	0	1	0	0	21			
40	WHITE, Jatarie		1-2	0-0	2-2	0	1	1	2	4	1	1	0	0	9			
	Team					1	0	1			2							
Totals			20-53	3-10	11-16	6	29	35	15	54	7	15	5	6	200			



Official Basketball Box Score -- Game Totals -- Final Statistics
#3/2 South Carolina vs #24/- Tennessee
02/15/16 7:01 p.m. at Knoxville, Tenn. (Thompson-Boling Arena)



#3/2 South Carolina 62 • 24-1, 12-0

#	Player		Total		3-Ptr		Rebounds		PF	TP	A	TO	Blk	Stl	Min
			FG-FGA	FG-FGA	FT-FTA	Off	Def	Tot							
22	WILSON, A'ja	f	8-15	0-0	9-11	1	5	6	4	25	1	3	5	1	38
41	COATES, Alaina	c	0-1	0-0	0-2	0	10	10	4	0	1	1	0	4	26
04	CLINEY, Doniyah	g	1-4	0-1	0-0	0	1	1	1	2	0	0	0	0	17
05	SESSIONS, Khadijah	g	2-4	1-2	8-11	0	2	2	4	13	0	0	0	1	27
25	MITCHELL, Tiffany	g	4-12	1-5	3-4	1	1	2	4	12	2	2	0	0	34
01	CUEVAS, Bianca		0-4	0-1	2-2	0	0	0	0	2	2	4	0	2	16
23	ROY, Tina		3-7	2-4	0-0	2	1	3	0	8	3	1	0	0	26
24	IMOVBIQH, Sarah		0-2	0-0	0-0	2	1	3	1	0	0	1	0	0	13
40	WHITE, Jatarie		0-0	0-0	0-0	0	1	1	2	0	1	0	0	0	3
	Team					2	0	2	1						
Totals			18-49	4-13	22-30	8	22	30	21	62	10	12	5	8	200
1st - FG %: 4-17 23.5% 2nd: 4-8 50.0% 3rd: 7-14 50.0% 4th: 3-10 30.0% Game: 18-49 36.7% Deadball Rebounds 4															
3FG %: 0-4 0.0% 1-1 100.0% 1-3 33.3% 2-5 40.0% 4-13 30.8%															
FT %: 0-1 0.0% 7-8 87.5% 5-7 71.4% 10-14 71.4% 22-30 73.3%															

#24/- Tennessee 56 • 15-10, 6-6

#	Player		Total		3-Ptr		Rebounds			PF	TP	A	TO	Blk	Stl	Min
			FG-FGA	FG-FGA	FT-FTA	Off	Def	Tot								
12	Graves, Bashaara	f	2-6	0-1	9-10	3	7	10	2	13	1	0	0	1	33	
31	Nared, Jaime	f	1-3	0-0	0-0	0	1	1	1	2	0	4	0	0	16	
21	Russell, Mercedes	c	2-8	0-0	1-4	4	4	8	4	5	0	2	2	1	37	
14	Carter, Andraya	g	1-5	1-2	2-2	1	2	3	2	5	0	2	0	1	36	
20	Cooper, Te'a	g	2-6	0-1	0-0	0	4	4	4	4	2	2	0	1	23	
00	Reynolds, Jordan		1-4	0-2	0-0	2	4	6	4	2	1	2	1	0	23	
01	Moore, Nia		2-3	0-0	0-0	1	0	1	1	4	0	0	0	0	6	
11	DeShields, Diamond		7-17	2-7	5-6	3	1	4	3	21	2	5	1	0	24	
13	Dunbar, Kortney		0-1	0-1	0-0	0	0	0	0	0	0	1	0	0	2	
	Team					2	4	6	1			1				
Totals			18-53	3-14	17-22	16	27	43	22	56	6	19	4	4	200	
1st - FG %: 5-14 35.7% 2nd: 4-14 28.6% 3rd: 3-8 37.5% 4th: 6-17 35.3% Game: 18-53 34.0% Deadball Rebounds 2																
3FG %: 1-1 100.0% 1-5 20.0% 0-2 0.0% 1-6 16.7% 3-14 21.4%																
FT %: 1-2 50.0% 0-0 0.0% 12-16 75.0% 4-4 100.0% 17-22 77.3%																

Officials: Tina Napier, Felicia Grinter, Denise Brooks
Technical fouls: #3/2 South Carolina-TEAM. #24/- Tennessee-TEAM.
Attendance: 12014

Score by periods						Points	In Paint	Off T/O	2nd Chance	Fast Break	Bench
1st	2nd	3rd	4th	Total							
#3/2 South Carolina	8	16	20	18	62	SC	24	16	2	6	10
#24/- Tennessee	12	9	18	17	56	UT	18	6	13	10	27

Last FG - SC 4th-02:22, UT 4th-00:01.
Largest lead - SC by 13 4th-01:39, UT by 6 1st-01:29.
SC led for 18:19. UT led for 18:44. Game was tied for 02:56.
Score tied - 6 times.
Lead changed - 6 times.



2015-16 South Carolina Basketball
#3/2 South Carolina Season Schedule/Results & Leaders (as of Feb 15, 2016)
All games



RECORD:	OVERALL	HOME	AWAY	NEUTRAL
ALL GAMES	24-1	12-1	9-0	3-0
CONFERENCE	12-0	6-0	6-0	0-0
NON-CONFERENCE	12-1	6-1	3-0	3-0

Date	Opponent	Score	Att.	High Points	High Rebounds
11/13/15	#6/10 OHIO STATE	w 88-80	16815	(20)WILSON, A'ja	(14)WILSON, A'ja
11/15/15	UNCG	w 92-44	13607	(19)WILSON, A'ja	(11)IMOVBIQH, Sarah
11/18/15	at Clemson	w 67-41	1030	(18)MITCHELL, Tiffany	(6)COATES, Alaina
					(6)IMOVBIQH, Sarah
					(6)WHITE, Jatarie
11/22/15	at UCLA	w 68-65	2018	(17)ROY, Tina	(12)COATES, Alaina
				(17)MITCHELL, Tiffany	
11/27/15	@vs #16/18 Arizona State	w 60-58	2020	(18)CUEVAS, Bianca	(11)WILSON, A'ja
				(18)WILSON, A'ja	
11/28/15	@vs CSU Bakersfield	w 90-71	2152	(26)WILSON, A'ja	(8)WILSON, A'ja
11/29/15	@at Hawaii	w 67-51	2073	(18)WILSON, A'ja	(5)WILSON, A'ja
12/06/15	#14/13 DUKE	w 66-55	16429	(28)WILSON, A'ja	(11)WILSON, A'ja
12/13/15	WINTHROP	w 86-37	13409	(29)COATES, Alaina	(16)COATES, Alaina
12/16/15	HAMPTON	w 86-48	12117	(22)COATES, Alaina	(12)COATES, Alaina
12/20/15	<vs East Carolina	w 88-57		(18)MITCHELL, Tiffany	(15)COATES, Alaina
12/22/15	ELON	w 78-63	13670	(18)MITCHELL, Tiffany	(8)WILSON, A'ja
					(8)COATES, Alaina
01/03/16	*ARKANSAS	w 85-32	13407	(21)ROY, Tina	(10)WILSON, A'ja
					(10)COATES, Alaina
01/07/16	*at Vanderbilt	w 71-61	2547	(22)MITCHELL, Tiffany	(10)COATES, Alaina
01/10/16	*#20/- MISSOURI	w 83-58	15934	(19)MITCHELL, Tiffany	(12)COATES, Alaina
01/14/16	*at #9/9 Kentucky	w 73-62	5527	(26)WILSON, A'ja	(13)WILSON, A'ja
01/17/16	*#15/11 TEXAS A&M	w 59-58	15406	(26)WILSON, A'ja	(11)COATES, Alaina
01/21/16	*at Auburn	w 74-58	2419	(17)COATES, Alaina	(10)COATES, Alaina
01/24/16	*at #10/10 Mississippi State	w 57-51	10626	(21)MITCHELL, Tiffany	(11)WILSON, A'ja
					(11)COATES, Alaina
01/28/16	*OLE MISS	w 81-62	14313	(17)WILSON, A'ja	(14)COATES, Alaina
01/31/16	*at #10/10 Texas A&M	w 70-63	8511	(27)WILSON, A'ja	(10)WILSON, A'ja
					(10)COATES, Alaina
02/04/16	*#18/18 KENTUCKY	w 78-68	15015	(27)COATES, Alaina	(13)COATES, Alaina
02/08/16	#1/1 UCONN	54-66 L	18000	(13)WILSON, A'ja	(9)COATES, Alaina
				(13)IMOVBIQH, Sarah	
02/11/16	*#16/19 FLORIDA	w 86-71	13324	(22)MITCHELL, Tiffany	(11)COATES, Alaina
02/15/16	*at #24/- Tennessee	w 62-56	12014	(25)WILSON, A'ja	(10)COATES, Alaina

* = Conference game

@ = Rainbow Wahine Showdown (Honolulu, Hawaii)

< = Carolinas Challenge (Myrtle Beach, S.C.)

Attendance Summary	Games	Attend	Avg/Game
Home	13	191446	14727
Away	9	46765	5196
Neutral	3	4172	1391
Total	25	242383	9695



2015-16 South Carolina Basketball
#3/2 South Carolina Points-Rebounds-Assists (as of Feb 15, 2016)
All games



Opponent	Date	Score		01	04	05	22	23	24	25
				CUEVAS,BIA	CLINEY,DON	SESSIONS,K	WILSON,A'J	ROY,TINA	IMOVBIQH,S	MITCHELL,T
#6/10 OHIO STATE	11/13/15	88-80	w	5-0-1	DNP	12-3-3	20-14-0	3-1-1	8-10-0	15-3-3
UNCG	11/15/15	92-44	w	11-2-1	DNP	2-1-4	19-10-1	9-0-6	14-11-0	10-2-5
at Clemson	11/18/15	67-41	w	4-1-2	DNP	0-2-5	7-5-0	3-1-1	9-6-0	18-5-0
at UCLA	11/22/15	68-65	w	7-2-2	DNP	0-5-1	11-10-3	17-3-4	0-4-0	17-5-2
vs #16/18 Arizona State	11/27/15	60-58	w	18-2-0	DNP	6-3-0	18-11-1	3-2-3	1-8-0	6-1-1
vs CSU Bakersfield	11/28/15	90-71	w	20-4-6	DNP	8-1-1	26-8-4	3-5-3	6-5-0	13-1-1
at Hawaii	11/29/15	67-51	w	13-4-0	DNP	11-4-4	18-5-0	0-0-2	3-4-0	14-2-2
#14/13 DUKE	12/06/15	66-55	w	2-4-2	DNP	5-5-1	28-11-2	3-1-2	0-0-0	12-4-2
WINTHROP	12/13/15	86-37	w	13-2-1	DNP	4-1-6	DNP	3-0-3	7-4-1	12-5-3
HAMPTON	12/16/15	86-48	w	6-1-1	DNP	5-4-2	DNP	0-3-3	19-7-0	17-6-2
vs East Carolina	12/20/15	88-57	w	4-1-1	DNP	5-2-3	15-10-0	3-3-0	4-12-2	18-1-3
ELON	12/22/15	78-63	w	2-1-2	DNP	6-2-4	12-8-2	9-0-1	2-3-0	18-4-2
ARKANSAS	01/03/16	85-32	w	10-2-3	DNP	7-3-4	14-10-1	21-1-3	9-7-0	12-3-4
at Vanderbilt	01/07/16	71-61	w	4-1-2	2-0-0	10-4-0	4-6-2	13-1-1	0-2-0	22-2-5
#20/- MISSOURI	01/10/16	83-58	w	6-0-1	5-1-0	9-0-1	11-11-1	3-2-2	4-2-2	19-2-2
at #9/9 Kentucky	01/14/16	73-62	w	2-0-1	0-0-0	8-1-3	26-13-2	12-3-4	0-5-0	16-2-2
#15/11 TEXAS A&M	01/17/16	59-58	w	9-3-2	DNP	8-2-2	26-8-1	0-2-1	0-1-0	11-4-2
at Auburn	01/21/16	74-58	w	1-2-2	3-2-3	5-3-1	11-6-2	12-0-2	2-2-0	13-1-5
at #10/10 Mississippi S	01/24/16	57-51	w	0-0-1	1-0-0	10-4-1	6-11-1	11-1-2	0-7-0	21-2-2
OLE MISS	01/28/16	81-62	w	6-0-1	4-3-1	4-2-5	17-9-2	9-0-4	7-9-0	15-4-4
at #10/10 Texas A&M	01/31/16	70-63	w	0-0-0	0-0-0	10-2-3	27-10-1	1-1-1	0-1-0	20-4-2
#18/18 KENTUCKY	02/04/16	78-68	w	5-2-2	7-1-2	9-4-1	18-7-3	7-1-4	2-1-0	2-0-0
#1/1 UCONN	02/08/16	54-66	L	2-2-1	4-0-1	4-1-2	13-6-0	0-2-2	13-8-0	12-5-0
#16/19 FLORIDA	02/11/16	86-71	w	3-0-3	10-3-2	6-0-4	13-9-1	6-2-4	6-6-0	22-3-4
at #24/- Tennessee	02/15/16	62-56	w	2-0-2	2-1-0	13-2-0	25-6-1	8-3-3	0-3-0	12-2-2

Opponent	Date	Score		31	40	41	44
				DOZIER,ASI	WHITE,JATA	COATES,ALA	FARMER,IND
#6/10 OHIO STATE	11/13/15	88-80	w	4-0-1	4-3-2	17-13-0	DNP
UNCG	11/15/15	92-44	w	3-2-6	5-3-1	12-7-0	0-1-0
at Clemson	11/18/15	67-41	w	8-1-0	3-6-2	10-6-1	DNP
at UCLA	11/22/15	68-65	w	0-0-0	2-2-0	12-12-0	DNP
vs #16/18 Arizona State	11/27/15	60-58	w	2-1-0	0-2-0	6-7-1	DNP
vs CSU Bakersfield	11/28/15	90-71	w	0-0-0	2-5-1	6-4-0	DNP
at Hawaii	11/29/15	67-51	w	3-0-3	0-2-1	3-1-0	DNP
#14/13 DUKE	12/06/15	66-55	w	0-2-3	0-5-1	16-7-0	DNP
WINTHROP	12/13/15	86-37	w	9-2-3	4-9-1	29-16-0	0-1-0
HAMPTON	12/16/15	86-48	w	6-2-5	8-7-0	22-12-2	DNP
vs East Carolina	12/20/15	88-57	w	10-1-0	14-4-0	10-15-0	0-1-0
ELON	12/22/15	78-63	w	7-1-3	2-2-0	16-8-0	DNP
ARKANSAS	01/03/16	85-32	w	DNP	1-5-1	11-10-2	0-1-0
at Vanderbilt	01/07/16	71-61	w	3-1-4	2-2-0	11-10-1	DNP
#20/- MISSOURI	01/10/16	83-58	w	2-3-1	11-4-0	13-12-0	DNP
at #9/9 Kentucky	01/14/16	73-62	w	0-1-0	0-5-0	9-11-1	DNP
#15/11 TEXAS A&M	01/17/16	59-58	w	0-1-1	0-0-0	5-11-3	DNP
at Auburn	01/21/16	74-58	w	1-2-3	9-2-0	17-10-2	DNP
at #10/10 Mississippi S	01/24/16	57-51	w	2-1-1	0-0-0	6-11-1	DNP
OLE MISS	01/28/16	81-62	w	3-0-5	3-2-0	13-14-2	DNP
at #10/10 Texas A&M	01/31/16	70-63	w	0-1-1	0-0-0	12-10-6	DNP
#18/18 KENTUCKY	02/04/16	78-68	w	DNP	1-3-1	27-13-2	DNP
#1/1 UCONN	02/08/16	54-66	L	DNP	4-1-1	2-9-0	DNP
#16/19 FLORIDA	02/11/16	86-71	w	DNP	6-5-0	14-11-3	DNP
at #24/- Tennessee	02/15/16	62-56	w	DNP	0-1-1	0-10-1	DNP



2015-16 South Carolina Basketball **#3/2 South Carolina Team Game-by-Game Comparison (as of Feb 15, 2016)** **All games**



Opponent	1st	2nd	Score	Mar	Total FG	FG Pct	3-Pointers	3FG Pct	Free Throws	FT Pct	Rebounds	Assist	T/Over	Block	Steal	Fouls	
#6/10 OHIO STATE	45/47	43/33	88-80	+8	31-69/26-80	.449/.325	3-11/10-23	.273/.435	23-35/18-20	.657/.900	51/42	+9	11/3	20/18	6/10	9/13	20/29
UNCG	53/25	39/19	92-44	+48	35-67/16-62	.522/.258	8-24/3-13	.333/.231	14-23/9-14	.609/.643	47/36	+11	25/4	10/21	10/2	15/6	15/21
Clemson	31/20	36/21	67-41	+26	23-63/14-43	.365/.326	7-25/3-7	.280/.429	14-28/10-14	.500/.714	41/36	+5	13/12	5/19	6/0	12/0	15/24
UCLA	32/31	36/34	68-65	+3	24-55/23-64	.436/.359	6-19/4-18	.316/.222	14-16/15-25	.875/.600	45/31	+14	12/10	2/19	4/3	6/13	19/21
#16/18 Arizona State	30/33	30/25	60-58	+2	24-58/21-61	.414/.344	1-11/8-20	.091/.400	11-16/8-14	.688/.571	42/39	+3	6/10	2/19	3/1	10/11	16/15
CSU Bakersfield	45/37	45/34	90-71	+19	35-64/25-58	.547/.431	3-12/8-18	.250/.444	17-31/13-15	.548/.867	39/30	+9	18/16	5/11	5/0	5/2	12/27
Hawaii	29/22	38/29	67-51	+16	25-55/19-50	.455/.380	4-14/5-18	.286/.278	13-19/8-18	.684/.444	30/33	(3)	12/11	14/20	5/3	9/3	22/20
#14/13 DUKE	30/26	36/29	66-55	+11	24-57/21-59	.421/.356	2-10/3-10	.200/.300	16-28/10-13	.571/.769	43/36	+7	13/9	14/15	5/6	8/8	16/21
WINTHROP	47/13	39/24	86-37	+49	34-62/16-64	.548/.250	9-24/1-9	.375/.111	9-12/4-15	.750/.267	48/32	+16	25/9	13/14	16/4	10/9	13/16
HAMPTON	30/18	56/30	86-48	+38	28-58/19-61	.483/.311	6-16/5-21	.375/.238	24-31/5-8	.774/.625	52/19	+33	17/12	17/9	2/6	3/10	13/25
East Carolina	44/26	44/31	88-57	+31	31-66/19-69	.470/.275	5-18/6-23	.278/.261	21-28/13-14	.750/.929	54/37	+17	13/7	11/13	4/3	7/3	14/26
ELON	35/31	43/32	78-63	+15	30-63/23-52	.476/.442	8-19/4-13	.421/.308	10-14/13-19	.714/.684	34/26	+8	14/14	14/17	6/1	6/7	17/17
ARKANSAS	44/18	41/14	85-32	+53	33-63/13-54	.524/.241	11-23/1-12	.478/.083	8-13/5-10	.615/.500	48/26	+22	18/9	15/18	2/1	11/5	11/17
Vanderbilt	31/31	40/30	71-61	+10	25-50/22-53	.500/.415	10-22/4-20	.455/.200	11-23/13-15	.478/.867	30/29	+1	15/12	11/13	0/1	7/5	18/19
#20- MISSOURI	35/17	48/41	83-58	+25	24-57/18-58	.421/.310	3-14/4-21	.214/.190	32-43/18-21	.744/.857	39/37	+2	10/11	13/20	7/2	14/6	22/34
#9/9 Kentucky	28/32	45/30	73-62	+11	26-63/24-64	.413/.375	6-17/3-9	.353/.333	15-25/11-18	.600/.611	44/43	+1	13/7	11/13	10/2	3/3	16/22
#15/11 TEXAS A&M	26/27	33/31	59-58	+1	23-54/25-68	.426/.368	2-12/3-7	.167/.429	11-19/5-8	.579/.625	33/43	(10)	12/12	16/15	9/7	12/10	14/21
Auburn	33/20	41/38	74-58	+16	27-52/19-55	.519/.345	7-19/9-27	.368/.333	13-20/11-14	.650/.786	34/30	+4	20/14	12/13	1/1	7/7	15/16
#10/10 Mississippi State	22/20	35/31	57-51	+6	19-44/16-59	.432/.271	4-13/3-13	.308/.231	15-23/16-17	.652/.941	40/31	+9	9/9	21/13	6/2	5/5	21/21
OLE MISS	40/26	41/36	81-62	+19	31-68/26-54	.456/.481	7-23/3-19	.304/.158	12-24/7-13	.500/.538	45/28	+17	24/14	11/14	3/3	9/8	11/21
#10/10 Texas A&M	25/31	45/32	70-63	+7	24-53/27-62	.453/.435	2-11/3-12	.182/.250	20-25/6-6	.800/1000	34/30	+4	14/16	16/17	5/6	9/6	16/21
#18/18 KENTUCKY	35/30	43/38	78-68	+10	26-50/28-69	.520/.406	2-12/2-8	.167/.250	24-35/10-14	.686/.714	39/32	+7	15/11	17/11	6/1	8/4	17/31
#1/1 UCONN	25/35	29/31	54-66	(12)	20-53/24-57	.377/.421	3-10/6-16	.300/.375	11-16/12-18	.688/.667	35/35	-	7/14	15/13	5/6	6/9	15/16
#16/19 FLORIDA	43/31	43/40	86-71	+15	28-57/27-69	.491/.391	8-19/8-22	.421/.364	22-31/9-15	.710/.600	44/30	+14	21/15	22/20	5/3	10/13	17/29
#24/- Tennessee	24/21	38/35	62-56	+6	18-49/18-53	.367/.340	4-13/3-14	.308/.214	22-30/17-22	.733/.773	30/43	(13)	10/6	12/19	5/4	8/4	21/22

Note: Game totals are displayed in the format TEAM/OPPONENT for each category



2015-16 South Carolina Basketball
#3/2 South Carolina Combined Team Statistics (as of Feb 15, 2016)
Last 5



RECORD:	OVERALL	HOME	AWAY	NEUTRAL
ALL GAMES	4-1	2-1	2-0	0-0
CONFERENCE	4-0	2-0	2-0	0-0
NON-CONFERENCE	0-1	0-1	0-0	0-0

##	Player	gp-gs	min	avg	Total		3-Point		F-Throw		Rebounds				pf	dq	a	to	blk	stl	pts	avg
					fg-fga	fg%	3fg-fga	3fg%	ft-fa	ft%	off	def	tot	avg								
22	WILSON, A'ja	5-5	152	30.4	30-53	.566	0-0	.000	36-43	.837	11	27	38	7.6	15	0	6	16	17	5	96	19.2
25	MITCHELL, Tiffany	5-5	156	31.2	22-58	.379	7-22	.318	17-18	.944	4	10	14	2.8	11	0	8	13	1	7	68	13.6
41	COATES, Alaina	5-5	157	31.4	23-37	.622	0-0	.000	9-21	.429	7	46	53	10.6	16	0	12	10	4	11	55	11.0
05	SESSIONS, Khadijah	5-5	142	28.4	10-25	.400	4-9	.444	18-27	.667	0	9	9	1.8	11	0	10	7	1	7	42	8.4
04	CLINEY, Doniyah	5-2	82	16.4	8-16	.500	2-5	.400	5-7	.714	1	4	5	1.0	6	0	5	10	0	3	23	4.6
23	ROY, Tina	5-2	122	24.4	7-32	.219	5-25	.200	3-4	.750	3	6	9	1.8	1	0	14	6	0	4	22	4.4
24	IMOVBIQH, Sarah	5-0	54	10.8	10-15	.667	0-0	.000	1-3	.333	11	8	19	3.8	8	0	0	2	0	0	21	4.2
01	CUEVAS, Bianca	5-0	77	15.4	3-21	.143	1-4	.250	5-6	.833	1	3	4	0.8	4	0	8	8	2	3	12	2.4
40	WHITE, Jatarie	5-0	36	7.2	3-5	.600	0-0	.000	5-8	.625	2	8	10	2.0	10	0	3	4	1	1	11	2.2
31	DOZIER, Asia	1-1	22	22.0	0-0	.000	0-0	.000	0-0	.000	0	1	1	1.0	3	0	1	3	0	0	0	0.0
Team											10	10	20		1			3				
Total.....		5	1000		116-262	.443	19-65	.292	99-137	.723	50	132	182	36.4	86	0	67	82	26	41	350	70.0
Opponents.....		5	1000		124-310	.400	22-72	.306	54-75	.720	61	109	170	34.0	119	3	62	80	20	36	324	64.8



2015-16 South Carolina Basketball
#3/2 South Carolina Combined Team Statistics (as of Feb 15, 2016)
Last 3



RECORD:	OVERALL	HOME	AWAY	NEUTRAL
ALL GAMES	2-1	1-1	1-0	0-0
CONFERENCE	2-0	1-0	1-0	0-0
NON-CONFERENCE	0-1	0-1	0-0	0-0

##	Player	gp-gs	min	avg	Total		3-Point		F-Throw		Rebounds				pf	dq	a	to	blk	stl	pts	avg
					fg-fga	fg%	3fg-fga	3fg%	ft-fa	ft%	off	def	tot	avg								
22	WILSON, A'ja	3-3	85	28.3	16-29	.552	0-0	.000	19-23	.826	5	16	21	7.0	9	0	2	7	11	4	51	17.0
25	MITCHELL, Tiffany	3-3	108	36.0	14-39	.359	6-16	.375	12-13	.923	1	9	10	3.3	6	0	6	7	1	3	46	15.3
05	SESSIONS, Khadijah	3-3	73	24.3	4-12	.333	2-4	.500	13-18	.722	0	3	3	1.0	9	0	6	2	0	2	23	7.7
24	IMOVBIQH, Sarah	3-0	45	15.0	9-13	.692	0-0	.000	1-3	.333	9	8	17	5.7	6	0	0	2	0	0	19	6.3
04	CLINEY, Doniyah	3-2	56	18.7	5-12	.417	2-5	.400	4-6	.667	1	3	4	1.3	4	0	3	8	0	2	16	5.3
41	COATES, Alaina	3-3	87	29.0	8-15	.533	0-0	.000	0-6	.000	0	30	30	10.0	11	0	4	6	0	9	16	5.3
23	ROY, Tina	3-1	71	23.7	5-18	.278	4-14	.286	0-0	.000	3	4	7	2.3	0	0	9	4	0	1	14	4.7
40	WHITE, Jatarie	3-0	22	7.3	3-5	.600	0-0	.000	4-6	.667	1	6	7	2.3	6	0	2	3	1	1	10	3.3
01	CUEVAS, Bianca	3-0	53	17.7	2-16	.125	1-3	.333	2-2	1.000	1	1	2	0.7	1	0	6	7	2	2	7	2.3
Team											4	4	8		1			3				
Total.....		3	600		66-159	.415	15-42	.357	55-77	.714	25	84	109	36.3	53	0	38	49	15	24	202	67.3
Opponents.....		3	600		69-179	.385	17-52	.327	38-55	.691	34	74	108	36.0	67	2	35	52	13	26	193	64.3



2015-16 South Carolina Basketball
#3/2 South Carolina Combined Team Statistics (as of Feb 15, 2016)
vs Ranked



RECORD:	OVERALL	HOME	AWAY	NEUTRAL
ALL GAMES	11-1	6-1	4-0	1-0
CONFERENCE	8-0	4-0	4-0	0-0
NON-CONFERENCE	3-1	2-1	0-0	1-0

##	Player	gp-gs	min	avg	Total		3-Point		F-Throw		Rebounds				pf	dq	a	to	blk	stl	pts	avg
					fg-fga	fg%	3fg-fga	3fg%	ft-fa	ft%	off	def	tot	avg								
22	WILSON, A'ja	12-12	356	29.7	84-157	.535	0-0	.000	63-82	.768	36	81	117	9.8	31	0	14	33	49	11	231	19.3
25	MITCHELL, Tiffany	12-12	398	33.2	53-143	.371	14-56	.250	48-56	.857	10	22	32	2.7	29	0	22	40	3	21	168	14.0
41	COATES, Alaina	12-11	351	29.3	49-76	.645	0-0	.000	29-56	.518	23	102	125	10.4	32	0	18	20	11	20	127	10.6
05	SESSIONS, Khadijah	12-12	360	30.0	29-66	.439	6-18	.333	36-56	.643	6	21	27	2.3	31	1	21	18	1	23	100	8.3
23	ROY, Tina	12-5	274	22.8	19-73	.260	16-57	.281	3-7	.429	4	17	21	1.8	7	0	29	17	1	6	57	4.8
01	CUEVAS, Bianca	12-0	174	14.5	17-64	.266	2-11	.182	18-27	.667	2	11	13	1.1	11	0	16	18	2	11	54	4.5
04	CLINEY, Doniyah	8-2	110	13.8	10-23	.435	2-5	.400	7-12	.583	2	4	6	0.8	12	0	5	11	0	4	29	3.6
24	IMOVBIQH, Sarah	12-1	131	10.9	16-27	.593	0-0	.000	2-9	.222	24	28	52	4.3	23	0	2	11	2	0	34	2.8
40	WHITE, Jatarie	12-0	120	10.0	7-19	.368	0-1	.000	12-17	.706	10	19	29	2.4	21	0	6	12	3	4	26	2.2
31	DOZIER, Asia	8-5	107	13.4	3-13	.231	0-4	.000	4-4	1.000	2	8	10	1.3	8	0	8	12	0	2	10	1.3
00	COLLEY, Shay	2-0	16	8.0	0-2	.000	0-1	.000	0-0	.000	0	1	1	0.5	4	0	0	2	0	0	0	0.0
03	DUCKETT, Kaydra	1-0	3	3.0	0-1	.000	0-0	.000	0-0	.000	0	0	0	0.0	1	0	0	0	0	0	0	0.0
Team											20	21	41		1		4					
Total.....		12	2400		287-664	.432	40-153	.261	222-326	.681	139	335	474	39.5	211	1	141	198	72	102	836	69.7
Opponents.....		12	2400		275-759	.362	56-175	.320	140-186	.753	165	276	441	36.8	282	10	123	193	50	92	746	62.2

TEAM STATISTICS	SC	OPP	Date	Opponent	Score	Att.
SCORING	836	746	11/13/15	#6/10 OHIO STATE	w 88-80	16815
Points per game	69.7	62.2	@ 11/27/15	vs #16/18 Arizona State	w 60-58	2020
Scoring margin	+7.5	-	12/06/15	#14/13 DUKE	w 66-55	16429
FIELD GOALS-ATT	287-664	275-759	* 01/10/16	#20/- MISSOURI	w 83-58	15934
Field goal pct	.432	.362	* 01/14/16	at #9/9 Kentucky	w 73-62	5527
3 POINT FG-ATT	40-153	56-175	* 01/17/16	#15/11 TEXAS A&M	w 59-58	15406
3-point FG pct	.261	.320	* 01/24/16	at #10/10 Mississippi State	w 57-51	10626
3-pt FG made per game	3.3	4.7	* 01/31/16	at #10/10 Texas A&M	w 70-63	8511
FREE THROWS-ATT	222-326	140-186	* 02/04/16	#18/18 KENTUCKY	w 78-68	15015
Free throw pct	.681	.753	02/08/16	#1/1 UCONN	L 54-66	18000
F-Throws made per game	18.5	11.7	* 02/11/16	#16/19 FLORIDA	w 86-71	13324
REBOUNDS	474	441	* 02/15/16	at #24/- Tennessee	w 62-56	12014
Rebounds per game	39.5	36.8				
Rebounding margin	+2.8	-				
ASSISTS	141	123				
Assists per game	11.8	10.3				
TURNOVERS	198	193				
Turnovers per game	16.5	16.1				
Turnover margin	-0.4	-				
Assist/turnover ratio	0.7	0.6				
STEALS	102	92				
Steals per game	8.5	7.7				
BLOCKS	72	50				
Blocks per game	6.0	4.2				
ATTENDANCE	110923	38698				
Home games-Avg/Game	7-15846	4-9170				
Neutral site-Avg/Game	-	1-2020				

* = Conference game

@ = Rainbow Wahine Showdown (Honolulu, Hawaii)

< = Carolinas Challenge (Myrtle Beach, S.C.)

Score by Periods	1st	2nd	3rd	4th	Totals
#3/2 South Carolina	173	195	207	261	836
Opponents	171	179	190	206	746



2015-16 South Carolina Basketball
#3/2 South Carolina Combined Team Statistics (as of Feb 15, 2016)
Conference games



RECORD:	OVERALL	HOME	AWAY	NEUTRAL
ALL GAMES	12-0	6-0	6-0	0-0
CONFERENCE	12-0	6-0	6-0	0-0
NON-CONFERENCE	0-0	0-0	0-0	0-0

##	Player	gp-gs	min	avg	Total		3-Point		F-Throw		Rebounds				pf	dq	a	to	blk	stl	pts	avg
					fg-fga	fg%	3fg-fga	3fg%	ft-fa	ft%	off	def	tot	avg								
22	WILSON, A'ja	12-12	344	28.7	71-135	.526	0-0	.000	56-76	.737	32	74	106	8.8	31	0	18	27	42	8	198	16.5
25	MITCHELL, Tiffany	12-12	366	30.5	60-144	.417	18-59	.305	47-57	.825	10	19	29	2.4	25	0	34	33	1	21	185	15.4
41	COATES, Alaina	12-12	353	29.4	55-76	.724	0-0	.000	28-54	.519	27	106	133	11.1	29	0	24	17	9	17	138	11.5
23	ROY, Tina	12-2	283	23.6	34-91	.374	31-78	.397	4-9	.444	3	14	17	1.4	4	0	31	14	0	10	103	8.6
05	SESSIONS, Khadijah	12-12	340	28.3	29-55	.527	10-22	.455	31-46	.674	6	21	27	2.3	29	1	25	17	2	22	99	8.3
01	CUEVAS, Bianca	12-0	187	15.6	16-59	.271	3-18	.167	13-18	.722	2	8	10	0.8	12	0	20	22	0	13	48	4.0
04	CLINEY, Doniyah	10-2	118	11.8	12-29	.414	2-6	.333	8-14	.571	4	7	11	1.1	17	0	8	12	0	4	34	3.4
40	WHITE, Jatarie	12-0	135	11.3	10-24	.417	0-2	.000	13-22	.591	11	18	29	2.4	19	0	3	9	3	4	33	2.8
24	IMOVBIH, Sarah	12-0	131	10.9	14-28	.500	0-0	.000	2-11	.182	28	18	46	3.8	21	0	2	12	2	1	30	2.5
31	DOZIER, Asia	8-8	133	16.6	3-19	.158	2-13	.154	3-4	.750	2	8	10	1.3	9	0	16	11	0	2	11	1.4
03	DUCKETT, Kaydra	1-0	7	7.0	0-0	.000	0-0	.000	0-0	.000	0	2	2	2.0	2	0	0	2	0	1	0	0.0
44	FARMER, India	1-0	3	3.0	0-0	.000	0-0	.000	0-0	.000	0	1	1	1.0	0	0	0	0	0	0	0	0.0
Team											18	21	39		1		1					
Total.....		12	2400		304-660	.461	66-198	.333	205-311	.659	143	317	460	38.3	199	1	181	177	59	103	879	73.2
Opponents.....		12	2400		263-718	.366	46-184	.250	128-173	.740	147	255	402	33.5	274	10	136	186	33	76	700	58.3

TEAM STATISTICS	SC	OPP	Date	Opponent	Score	Att.
SCORING	879	700	* 01/03/16	ARKANSAS	w 85-32	13407
Points per game	73.2	58.3	* 01/07/16	at Vanderbilt	w 71-61	2547
Scoring margin	+14.9	-	* 01/10/16	#20/- MISSOURI	w 83-58	15934
FIELD GOALS-ATT	304-660	263-718	* 01/14/16	at #9/9 Kentucky	w 73-62	5527
Field goal pct	.461	.366	* 01/17/16	#15/11 TEXAS A&M	w 59-58	15406
3 POINT FG-ATT	66-198	46-184	* 01/21/16	at Auburn	w 74-58	2419
3-point FG pct	.333	.250	* 01/24/16	at #10/10 Mississippi State	w 57-51	10626
3-pt FG made per game	5.5	3.8	* 01/28/16	OLE MISS	w 81-62	14313
FREE THROWS-ATT	205-311	128-173	* 01/31/16	at #10/10 Texas A&M	w 70-63	8511
Free throw pct	.659	.740	* 02/04/16	#18/18 KENTUCKY	w 78-68	15015
F-Throws made per game	17.1	10.7	* 02/11/16	#16/19 FLORIDA	w 86-71	13324
REBOUNDS	460	402	* 02/15/16	at #24/- Tennessee	w 62-56	12014
Rebounds per game	38.3	33.5				
Rebounding margin	+4.8	-				
ASSISTS	181	136	* = Conference game			
Assists per game	15.1	11.3	@ = Rainbow Wahine Showdown (Honolulu, Hawaii)			
TURNOVERS	177	186	< = Carolinas Challenge (Myrtle Beach, S.C.)			
Turnovers per game	14.8	15.5				
Turnover margin	+0.8	-				
Assist/turnover ratio	1.0	0.7				
STEALS	103	76				
Steals per game	8.6	6.3				
BLOCKS	59	33				
Blocks per game	4.9	2.8				
ATTENDANCE	87399	41644				
Home games-Avg/Game	6-14566	6-6941				
Neutral site-Avg/Game	-	0-0				

Score by Periods	1st	2nd	3rd	4th	Totals
#3/2 South Carolina	168	218	239	254	879
Opponents	142	162	184	212	700



2015-16 South Carolina Basketball
#3/2 South Carolina Combined Team Statistics (as of Feb 15, 2016)
All games



RECORD:	OVERALL	HOME	AWAY	NEUTRAL
ALL GAMES	24-1	12-1	9-0	3-0
CONFERENCE	12-0	6-0	6-0	0-0
NON-CONFERENCE	12-1	6-1	3-0	3-0

##	Player	gp-gs	min	avg	Total		3-Point		F-Throw		Rebounds				pf	dq	a	to	blk	stl	pts	avg
					fg-fga	fg%	3fg-fga	3fg%	ft-fga	ft%	off	def	tot	avg								
22	WILSON, A'ja	23-23	621	27.0	148-275	.538	0-0	.000	89-124	.718	64	140	204	8.9	57	1	31	46	74	17	385	16.7
25	MITCHELL, Tiffany	25-25	760	30.4	117-285	.411	42-123	.341	91-110	.827	26	47	73	2.9	46	0	60	66	5	41	367	14.7
41	COATES, Alaina	25-24	665	26.6	122-180	.678	0-0	.000	55-106	.519	65	185	250	10.0	61	0	28	40	34	30	299	12.0
05	SESSIONS, Khadijah	25-25	651	26.0	52-108	.481	13-35	.371	50-76	.658	15	46	61	2.4	58	1	61	35	2	46	167	6.7
23	ROY, Tina	25-12	529	21.2	53-160	.331	49-136	.360	4-9	.444	6	32	38	1.5	10	0	62	25	1	13	159	6.4
01	CUEVAS, Bianca	25-0	421	16.8	53-155	.342	9-48	.188	40-55	.727	5	31	36	1.4	25	0	40	43	2	28	155	6.2
24	IMOVBIQH, Sarah	25-3	343	13.7	47-76	.618	0-0	.000	22-49	.449	64	64	128	5.1	38	0	5	20	3	7	116	4.6
04	CLINEY, Doniyah	11-2	138	12.5	13-32	.406	3-8	.375	9-16	.563	4	7	11	1.0	19	0	9	13	0	4	38	3.5
40	WHITE, Jatarie	25-0	330	13.2	27-73	.370	0-3	.000	27-43	.628	23	57	80	3.2	47	0	13	18	11	6	81	3.2
31	DOZIER, Asia	20-11	329	16.5	21-62	.339	11-40	.275	10-12	.833	4	18	22	1.1	16	0	40	23	0	7	63	3.2
00	COLLEY, Shay	11-0	142	12.9	11-31	.355	3-12	.250	5-8	.625	8	12	20	1.8	18	0	13	16	1	7	30	2.7
03	DUCKETT, Kaydra	8-0	55	6.9	4-9	.444	1-3	.333	0-0	.000	1	7	8	1.0	8	0	5	4	1	3	9	1.1
44	FARMER, India	4-0	16	4.0	0-4	.000	0-3	.000	0-0	.000	1	3	4	1.0	2	0	0	0	2	0	0	0.0
Team											40	46	86		1		8					
Total.....		25	5000		668-1450	.461	131-411	.319	402-608	.661	326	695	1021	40.8	406	2	367	357	136	209	1869	74.8
Opponents.....		25	5000		529-1498	.353	112-393	.285	266-380	.700	306	528	834	33.4	552	18	267	384	78	170	1436	57.4

TEAM STATISTICS	SC	OPP	Date	Opponent	Score	Att.
SCORING	1869	1436	11/13/15	#6/10 OHIO STATE	w 88-80	16815
Points per game	74.8	57.4	11/15/15	UNCG	w 92-44	13607
Scoring margin	+17.3	-	11/18/15	at Clemson	w 67-41	1030
FIELD GOALS-ATT	668-1450	529-1498	11/22/15	at UCLA	w 68-65	2018
Field goal pct	.461	.353	@ 11/27/15	vs #16/18 Arizona State	w 60-58	2020
3 POINT FG-ATT	131-411	112-393	@ 11/28/15	vs CSU Bakersfield	w 90-71	2152
3-point FG pct	.319	.285	@ 11/29/15	at Hawaii	w 67-51	2073
3-pt FG made per game	5.2	4.5	12/06/15	#14/13 DUKE	w 66-55	16429
FREE THROWS-ATT	402-608	266-380	12/13/15	WINTHROP	w 86-37	13409
Free throw pct	.661	.700	12/16/15	HAMPTON	w 86-48	12117
F-Throws made per game	16.1	10.6	< 12/20/15	vs East Carolina	w 88-57	0
REBOUNDS	1021	834	12/22/15	ELON	w 78-63	13670
Rebounds per game	40.8	33.4	* 01/03/16	ARKANSAS	w 85-32	13407
Rebounding margin	+7.5	-	* 01/07/16	at Vanderbilt	w 71-61	2547
ASSISTS	367	267	* 01/10/16	#20/- MISSOURI	w 83-58	15934
Assists per game	14.7	10.7	* 01/14/16	at #9/9 Kentucky	w 73-62	5527
TURNOVERS	357	384	* 01/17/16	#15/11 TEXAS A&M	w 59-58	15406
Turnovers per game	14.3	15.4	* 01/21/16	at Auburn	w 74-58	2419
Turnover margin	+1.1	-	* 01/24/16	at #10/10 Mississippi State	w 57-51	10626
Assist/turnover ratio	1.0	0.7	* 01/28/16	OLE MISS	w 81-62	14313
STEALS	209	170	* 01/31/16	at #10/10 Texas A&M	w 70-63	8511
Steals per game	8.4	6.8	* 02/04/16	#18/18 KENTUCKY	w 78-68	15015
BLOCKS	136	78	02/08/16	#1/1 UCONN	L 54-66	18000
Blocks per game	5.4	3.1	* 02/11/16	#16/19 FLORIDA	w 86-71	13324
ATTENDANCE	191446	50937	* 02/15/16	at #24/- Tennessee	w 62-56	12014
Home games-Avg/Game	13-14727	9-5196				
Neutral site-Avg/Game	-	3-1391				

* = Conference game

@ = Rainbow Wahine Showdown (Honolulu, Hawaii)

< = Carolinas Challenge (Myrtle Beach, S.C.)

Score by Periods	1st	2nd	3rd	4th	Totals
#3/2 South Carolina	413	449	500	507	1869
Opponents	334	334	382	386	1436