

SOUTH CAROLINA WOMEN'S BASKETBALL 2017-18

Dir. of Communications/PR: Diana Koval | Office: 803.777.7977 | Cell: 314.369.6050 | Email: dkoval@mailbox.sc.edu | Twitter: @DianaKovalSID
 Website: www.GamecocksOnline.com | Twitter: @GamecockWBB | Instagram: @GamecockWBB | Facebook: @GamecockWBB | Snapchat: @GamecockWBB

Game 18 January 18, 2018 • Nashville, Tenn. • Memorial Gymnasium (14,326)

Schedule/Results

Nov. 3	Coker (Exh.)	W, 116-56
Nov. 10	Alabama State (SECN+)	W, 99-31
Nov. 13	at #15/13 Maryland (ESPN2)	W, 94-86
Nov. 16	at Clemson	W, 66-36
Nov. 19	Wofford (SECN+)	W, 94-60

Gulf Coast Showcase (Estero, Fla.)

Nov. 24	vs. Rutgers	W, 78-68
Nov. 25	vs. St. John's	W, 76-58
Nov. 26	vs. #6/6 Notre Dame	L, 85-92

Nov. 30	Western Carolina (SECN+)	W, 101-43
Dec. 3	#14/16 Duke (SECN)	W, 72-52
Dec. 5	CofC (SECN+)	W, 69-43
Dec. 17	Savannah State (SECN+)	W, 99-38
Dec. 21	at Temple	W, 87-60
Dec. 31	#22/21 Texas A&M* (SECN)	W, 61-59
Jan. 4	at Ole Miss* (SECN+)	W, 88-62
Jan. 7	at #15/15 Missouri* (ESPN2)	L, 74-83
Jan. 11	Auburn* (SECN+)	W, 71-63
Jan. 14	#6/6 Tennessee* (ESPN2)	L, 70-86
Jan. 18	at Vanderbilt* (SECN+)	8 p.m.
Jan. 21	at Kentucky* (ESPNU)	Noon
Jan. 25	Arkansas* (SECN)	6:30 p.m.
Jan. 28	Missouri* (ESPN2)	6 p.m.
Feb. 1	UConn (ESPN)	7 p.m.
Feb. 5	at Mississippi State* (ESPN2)	7 p.m.
Feb. 8	at Alabama* (SECN)	7 p.m.
Feb. 11	Florida* (SECN)	1 p.m.
Feb. 15	at Georgia* (SECN+)	7 p.m.
Feb. 18	Kentucky* (SECN)	3 p.m.
Feb. 22	LSU* (SECN)	6:30 p.m.
Feb. 25	at Tennessee* (ESPNU/2)	12/4 p.m.

SEC Tournament (Nashville, Tenn.)

Feb. 28	First Round (SECN)
Mar. 1	Second Round (SECN)
Mar. 2	Quarterfinals (SECN)
Mar. 3	Semifinals (ESPNU)
Mar. 4	Final (ESPN2)

All Times Listed as Eastern and are subject to change
 * indicates SEC Game
 Television outlet listed in parentheses – SECN is SEC Network; SECN+ is SEC Network online via WatchESPN

“We Are”

Each season South Carolina head coach Dawn Staley chooses a theme for her team and its legion of fans to rally around. This season's theme of “We Are” is one that embraces the connection between her team and its fans.

The Gamecocks will employ various “We Are” statements to highlight some of their core traits throughout the season. They also invite fans to share their “We Are” statements to further illustrate how much the team is a reflection of its fans.

South Carolina Gamecocks 14-3, 3-2 SEC



Ranking: 10/10 (AP/Coaches)
Head Coach: Dawn Staley
Record at SC: 235-83 (10th)
Career Record: 407-163 (18th)
Top Scorer: A'ja Wilson (23.2)
Top Reb.: A'ja Wilson (11.1)

VS.



Vanderbilt Commodores 5-14, 1-4 SEC

Ranking: -/
Coach: Stephanie White
Record at VU: 19-30 (2nd)
Career Record: Same
Top Scorer: Chelsie Hall (13.3)
Top Reb.: Autumn Newby (7.0)

Game Information

Tickets: \$11
Broadcast: SECN+ (Max Herz, pxp; Jessica Mooney Holman, analyst)
Radio: 107.5 The Game (Brad Muller)
Live Stats: GamecocksOnline.com

Series History

South Carolina Record	14-21	Last Five	Result	Location
In Columbia	9-8	2/16/17	W, 82-51	Columbia
In Nashville	5-11	1/7/16	W, 71-61	Nashville
At Neutral Site	0-2	2/15/15	W, 89-59	Columbia
Staley Era	8-2	1/26/14	W, 61-57	Nashville
Current Streak	Won 8	1/5/14	W, 76-66	Columbia












South Carolina Notables

- South Carolina is in its 44th season of women's basketball and its 10th under the tutelage of head coach Dawn Staley. The reigning national champion Gamecocks have won four straight SEC regular-season titles, three consecutive SEC Tournament crowns and played in five of the last six NCAA Sweet 16s.
- In the last six seasons, the Gamecocks are 18-1 when coming off a loss. The last time South Carolina lost back-to-back games was in February 2013 when the 15th-ranked Gamecocks lost to #14 Texas A&M and #9 Kentucky on Feb. 10 and 14, respectively.
- South Carolina's 2017-18 strength of schedule is ranked 26th in the nation in the most recent NCAA RPI Summary, including an SEC-high six games against top-25 RPI teams so far. Four SEC teams are among the nation's top 30 most challenging schedules.
- Sophomore guard Tyasha Harris turned in a big game against #6/6 Tennessee Sunday with her career-high 28 points ranking as the seventh-most by a Gamecock against a top-10 team in program history. The output make her one of three players to rank among the SEC's top 15 in points, assists and steals per game in league play. She leads the SEC in assists per game overall (6.8) and in league action (7.6). Her 15.0 points per SEC game are 15th in the league, and her 2.6 steals per conference game are second.

Tale of the Tape

Overall	South Carolina			Vanderbilt			
	SEC SEC	SEC Only	SEC Rank	SEC Only	SEC Rank	Overall	SEC Rank
81.4	3rd	72.8	5th	66.0	10th	69.5	10th
60.0	7th	70.6	10th	77.6	12th	78.4	14th
.493	1st	.446	4th	.438	6th	.444	5th
.360	5th	.436	10th	.464	14th	.452	14th
.331	7th	.329	7th	.410	2nd	.392	1st
5.0	T-8th	5.0	T-7th	6.8	T-4th	6.9	5th
.352	13th	.380	14th	.309	5th	.360	14th
.678	8th	.689	12th	.716	9th	.744	3rd
15.4	7th	14.6	5th	11.6	10th	11.9	14th
+7.4	7th	+0.8	5th	-4.8	10th	-4.3	14th
16.7	5th	13.8	3rd	13.0	7th	14.3	7th
+4.0	5th	+1.6	T-7th	-6.2	12th	-3.4	13th
9.5	T-4th	7.6	T-8th	7.0	T-7th	6.1	12th
6.4	3rd	5.6	2nd	1.2	14th	1.7	13th

2017-18 South Carolina Media Roster

0		Victoria Patrick 5-8 • So. • Guard • Orlando, Fla.	PPG 1.9 RPG 0.4 APG 0.6 FG% .227 FT% 1.00	LAST 5: 2.8 ppg, 0.4 apg, 4 3-pointers NOTABLE: Solid shooting guard eager to get more minutes this season ... has played in all but one contest this season, including 3 games of 20+ minutes ... showed great form at Ole Miss with career-high 11 points.	Career Highs Pts: 11 at Ole Miss, 1/4/18 Reb: 2, 6x, at Ole Miss, 1/4/18 Ast: 2, 2x at Temple, 12/21/17 Stl: 2 vs. Saint Peter's, 11/22/16
1		Bianca Cuevas-Moore 5-6 • Sr. • Guard • Bronx, N.Y. <i>kway-VAHS</i>	PPG -- RPG -- APG -- FG% -- FT% --	LAST 5: DNP NOTABLE: Will sit out season with knee injury ... speedy, crafty guard ... great spark, change of pace off bench ... on Nancy Lieberman Award Watch List (top point guard in the nation).	Career Highs Pts: 25 vs. Georgia, 1/12/17 Reb: 6, 2x, at Georgia, 1/26/17 Ast: 7 at Auburn, 1/5/17 Stl: 6 at Texas A&M, 2/23/17
4		Doniyah Cliney 6-0 • Jr. • Guard • Newark, N.J. <i>dawn-YAY CLY-nee</i>	PPG 8.0 RPG 3.4 APG 2.0 FG% .426 FT% .667	LAST 5: 9.0 ppg, 2.6 rpg, 1.0 apg, 1.0 spg NOTABLE: Athletic guard, good size ... steady development, stat stuffer who can contribute in many ways ... 6 double-figure scoring games this season, including 3 of last 6 ... 6 games of 3 or more assists.	Career Highs Pts: 16 vs. Texas A&M, 12/31/17 Reb: 9 vs. Clemson, 12/15/16 Ast: 6, 2x, vs. Kentucky, 2/2/17 Stl: 5 vs. Ala. St., 11/10/17
10		Bianca Jackson 5-10 • Fr. • Guard • Montgomery, Ala.	PPG 6.1 RPG 3.6 APG 2.2 FG% .407 FT% .813	LAST 5: 5.8 ppg, 3.4 rpg, 1.4 apg, 0.8 spg NOTABLE: Dangerous on both ends of the floor ... 7 starts ... most minutes among SC freshmen (26.8/gm) ... shooting 81.3% from FT line this season ... named ASWA 5A Miss Basketball (2017).	Career Highs Pts: 16 at Temple, 12/21/17 Reb: 10 vs. CoFC, 12/5/17 Ast: 7 at Clemson, 11/16/17 Stl: 3 vs. Savannah St., 12/17/17
11		Lindsey Spann 5-6 • R-Sr. • Guard • Laurel, Md.	PPG 10.7 RPG 1.3 APG 1.8 FG% .479 FT% .778	LAST 5: 6.6 ppg, 0.4 spg, 9 3-pointers NOTABLE: Good shooter because takes the right shots ... hitting 45.6% from 3-pt range ... 4th on team in ppg, four 15+ point games ... missed 5 gms with knee injury, returned vs. Texas A&M.	Career Highs Pts: 31 vs. Saint Peter's, 11/13/16* Reb: 9, 2x, vs. Marshall, 12/3/16* Ast: 8, 2x, vs. Wofford, 11/19/17 Stl: 1, 7x, vs. Tennessee, 1/14/18 * indicates while at Penn State
21		Mikiah Herbert Harrigan 6-2 • So. • For. • Pembroke Pines, Fla. <i>muh-KEE-uh</i>	PPG 7.2 RPG 3.2 BPG 1.1 FG% .522 FT% .730	LAST 5: 4.6 ppg, 2.6 rpg, .500 FG% NOTABLE: Versatile forward with skill on both ends of the court ... good mid-range game to free up drives ... looking for consistency ... 5 games of 10+ points ... strong games at Mizzou and against Tennessee.	Career Highs Pts: 21 vs. Savannah St., 12/17/17 Reb: 10 vs. Georgia, 3/3/17 Blk: 4, 2x, vs. CoFC, 12/5/17 Stl: 2, 4x, at Missouri, 1/7/18
22		A'ja Wilson 6-5 • Sr. • Forward • Hopkins, S.C. <i>A-zhub</i>	PPG 23.2 RPG 11.1 BPG 3.3 FG% .573 FT% .689	LAST 5: 4 gms - 19.3 ppg, 11.8 rpg, 3.8 bpg NOTABLE: Team captain ... missed UT game with ankle injury ... 7th in nation ppg, 15th rpg, 7th bpg, 6th dbl-dbls (12) ... Lisa Leslie Award, Wooden, Wade and Naismith Watch Lists ... US Nat'l Team Pool.	Career Highs Pts: 34 vs. Notre Dame, 11/26/17 Reb: 19, 2x, vs. Stanford, 3/31/17 Blk: 8, 3x, vs. Temple, 12/21/17 Stl: 5 vs. Vanderbilt, 2/16/17
23		LaDazia Williams 6-2 • Fr. • Forward • Bradenton, Fla. <i>luh-DAY-zhub</i>	PPG 1.5 RPG 1.4 BPG 0.2 FG% .350 FT% .313	LAST 5: 4 gms - 0.2 bpg, 1.5 mpg NOTABLE: Can face up or score at the rim ... still finding footing at this level ... played in 14 games, 6.6 mins/game ... best game vs. Western Carolina ... top-50 recruit in Class of 2017 ... FABC 8A Player of the Year (2017).	Career Highs Pts: 11 vs. W. Carolina, 11/30/17 Reb: 8 vs. W. Carolina, 11/30/17 Blk: 2 vs. Alabama St., 11/10/17 Stl: 1 vs. W. Carolina, 11/30/17
24		LeLe Grissett 6-0 • Fr. • Forward • Durham, N.C. <i>LEE-lee grih-SET</i>	PPG 4.4 RPG 3.1 BPG 0.2 FG% .510 FT% .511	LAST 5: 3.2 ppg, 3.4 rpg, 0.6 spg NOTABLE: Lithe, versatile athlete with speed, quickness and leaping ability ... finding more offensive consistency ... 3 gms of ≥10 pts... great effort on the glass vs. Tennessee en route to career-best 8 boards	Career Highs Pts: 10, 3x, vs. Tenn., 1/14/18 Reb: 9 vs. Tennessee, 1/14/18 Ast: 3, 2x, vs. Sav. St., 12/17/17 Stl: 4 vs. Alabama St., 11/10/17
35		Alexis Jennings 6-2 • R-Jr. • Forward • Madison, Ala.	PPG 11.8 RPG 7.1 BPG 1.1 FG% .611 FT% .732	LAST 5: 10.4 ppg, 6.2 rpg, .824 FT % NOTABLE: Strong, physical presence inside ... creates great target for entry passes and seals lane well ... 16th in SEC in rpg, 27th in ppg ... 12 double-digit scoring games ... 3 dbl-dbls, including 2 against ranked foes.	Career Highs Pts: 28 vs. Morehead St., 11/18/15* Reb: 13, 2x, vs. Sav. St., 12/17/17 Blk: 6 vs. Oklahoma, 3/21/16* Stl: 3, 3x, at Ole Miss, 1/4/18 * indicates while at Kentucky
52		Tyasha Harris 5-10 • So. • Guard • Noblesville, Ind. <i>ty-A-shub</i>	PPG 11.5 RPG 2.8 APG 6.8 FG% .457 FT% .756	LAST 5: 15.0 ppg, 7.6 apg, 2.6 spg, 6 3-pointers NOTABLE: Team captain ... 1st in SEC/12th in nation in assists (6.8) and 1st in steals ... 4 dbl-dbls over last 7 games ... in SEC play, 15.0 ppg and 7.6 apg ... Preseason Second-Team All-SEC.	Career Highs Pts: 28 vs. Tennessee, 1/14/18 Reb: 6, 2x, vs. Auburn, 1/11/18 Ast: 12 vs. Savannah St., 12/17/17 Stl: 6, 2x, vs. Sav. St., 12/17/17

Starter **Reserve**

Based on most recent game

Quick Facts

The University

Location: Columbia, S.C.

Founded: 1801

Enrollment: 34,099

Colors: Garnet (PMS 202C) and Black

Nickname: Gamecocks

Conference: Southeastern

President: Dr. Harris Pastides

Athletics Director: Ray Tanner

Facility: Colonial Life Arena (18,000)

Coaching Staff

Head Coach: Dawn Staley

Alma Mater: Virginia, 1992

Overall Record: 407-163 (18th season)

School Record: 235-83 (10th season)

Assoc. Head Coach (Alma Mater):

Lisa Boyer (Ithaca, 1979)

Assistant Coaches (Alma Mater):

Fred Chmiel (Excelsior, 2001)

Jollette Law (Iowa, 1990)

Team Information

2016-17 Record: 33-4

Home: 15-1 Away: 10-3 Neutral: 8-0

SEC Record (Finish): 14-2 (1st)

Home: 7-1 Away: 7-1

Letterwinners Returning/Lost: 6/5

Starters Returning/Lost: 2/3

Program History

First Year of Women's Basketball: 1974-75

All-Time Record: 816-511 (44th season)

All-Time SEC Record: 164-62 (27th season)

NCAA Appearances (Last): 14 (2017)

NCAA Tournament Record: 25-13

2017 NCAA Result: National Champion, W, 67-55,

vs. Mississippi State, Dallas, Texas

WNIT Appearances (Last): 4 (2011)

WNIT Record: 3-4

Media Relations

Women's Basketball Contact: Diana Koval

Office: 803.777.7977

Cell: 314.369.6050

Email: dkoval@mailbox.sc.edu

Press Row Phone: 803.777.6182

Athletics Department on the Web

Website: GamecocksOnline.com

Twitter: @GamecocksOnline

Instagram: @GamecocksOnline

Facebook: Facebook.com/GamecocksOnline

YouTube: YouTube.com/GamecocksOnline

Women's Basketball on Social Media

Twitter: @GamecockWBB

Instagram: @GamecockWBB

Facebook: @GamecockWBB

SnapChat: @GamecockWBB

Head Coach on Social Media

Twitter: @DawnStaley

Instagram: @Staley05

Current Streaks

	Total	Home	Road	Neut.
Overall	L1	L1	L1	L1
SEC	L1	L1	L1	—
Non-Conference	W5	W16	W3	L1
Ranked Teams	L2	L1	L1	L1

By the Numbers

- Gamecocks all-time who have recorded a school-record five points-assists double-doubles after Tyasha Harris joined the group with her 12-point, 11-assists outing against Auburn (Jan. 11)
- Active SEC coaches with 100 regular-season league victories after Dawn Staley joined the group against Auburn (Jan. 11)
- Rank of sophomore Tyasha Harris in career assists among active SEC players (232)
- Games this season in which the Gamecocks have assisted on at least half of their field goals
- Points per game the Gamecocks have scored in the paint this season, accounting for 51.0 percent of the offense

Vanderbilt Series Notes

The Commodores lead the series 21-14, but the Gamecocks have won the last eight meetings, including the last three at Memorial Gymnasium.

In the Dawn Staley era, during which the Gamecocks are 8-2 against Vanderbilt, just three of those games were decided by single digits. All three of them were played at Memorial Gymnasium. On Staley's fourth trip to Nashville with the Gamecocks, the most recent one on Jan. 7, 2016, then-No. 2 South Carolina claimed a 10-point victory (71-61) over unranked Vanderbilt.

South Carolina's results vs. Vanderbilt since the arrival of head coach Dawn Staley:

Date	W/L	Score	Site	Rank (SC/VU)
2/16/17	W	82-51	H	6/-
1/17/16	W	71-61	A	2/-
2/15/15	W	89-59	H	2/-
1/26/14	W	61-57	A	10/16
1/5/14	W	76-66	H	13/-
1/10/13	W	64-48	H	18/-
1/22/12	W	65-60 (ot)	A	-/25
1/5/12	W	65-55	H	-/24
2/27/11	L	60-74 (ot)	H	-/-
2/28/10	W	73-70	A	-/-
1/25/09	L	56-66	H	-/17

Road Ready

The Gamecocks are 242-249 all-time in true road games, including a 70-38 (.648) mark under head coach Dawn Staley. In SEC action, Staley is 45-27 (.625) through her 10th season at South Carolina.

Ranked Readings

With a 3-3 mark this season, South Carolina is 53-48 against nationally ranked opponents under head coach Dawn Staley, although that record is skewed by the early seasons of her tenure as the Gamecocks are 38-9 versus ranked foes since the start of the 2014-15 campaign. South Carolina is 17-6 against top-10 opponents during that time.

SEC Stories

Head coach Dawn Staley has built the Gamecocks into a consistent SEC contender with four straight regular-season titles, shirking decades of difficulty in the nation's best women's basketball conference.

In her 10th SEC season at the helm, Staley boasts a 100-47 (.680) conference regular-season record and has finished outside the league's top five just twice – an unprecedented achievement for a program that had finished INSIDE the top five only two times in the previous 17 seasons. Staley's 100 wins include six seasons of double-digit league victories – 10 in 2012; 11 in 2013; an SEC-best 14 in 2014, 15 in 2015 and 16 in 2016; and 14 in 2017 – and account for 61.0 percent of the program's all-time 164 league wins.

Staley's SEC regular-season record includes a 55-20 (.733) mark at home and a 45-27 (.625) slate on the road.

Staying Power

South Carolina head coach Dawn Staley is in her 10th season at the helm after guiding the Gamecocks into the postseason seven times in her first nine seasons in Columbia, including the 2017 National Championship and five other Sweet 16 berths.

With a .714 (407-163) winning percentage over her 18 seasons as a head coach, Staley is 23rd among active NCAA Div. I head coaches with at least 10 years of experience and is the best among SEC head coaches.

Staley is the third-longest tenured coach currently in the SEC, and her 10.8 league wins per season is best among the group. During the Gamecocks' current four-year run as SEC champion, the program averaged 14.8 conference wins per season.

Rankings Review

South Carolina is ranked 10th in this week's Associated Press Poll, making it 103rd consecutive entry for the Gamecocks in the poll – the fifth-longest active streak in the nation.

The Gamecocks have spent 79 straight weeks in the nation's top 10 and are one of just three teams to have

Gamecocks in the Rankings

(Through games of 1/15)

Team	SEC	NCAA	Actual	Tyasha Harris	SEC	NCAA	Actual
Scoring Offense	3	21	81.4	Points Per Game	29	—	11.5
Scoring Defense	7	70	60.0	Assists Per Game	1	12	6.8
Scoring Margin	3	9	+21.4	Steals Per Game	1	24	3.0
Field Goal Percentage	1	7	.493	Assist-to-TO Ratio	2	18	2.8
Field Goal %age Def.	5	31	.360	Alexis Jennings	SEC	NCAA	Actual
3-Point FG %age	7	121	.331	Points Per Game	27	—	11.8
3-Point FG %age Def.	13	318	.352	Rebounds Per Game	16	240	7.1
3-Point FG Made/Gm.	10	256	5.0	Field Goal Percentage	3	—	.611
Free Throw Percentage	8	221	.678	A'ja Wilson	SEC	NCAA	Actual
Rebounding Offense	7	83	40.5	Points Per Game	1	7	23.2
Rebounding Defense	3	—	33.1	Rebounds Per Game	3	15	11.1
Rebounding Margin	5	38	+7.4	Field Goal Percentage	9	27	.573
Assists Per Game	4	41	16.7	Blocked Shots Per Game	2	7	3.3
Steals Per Game	3	79	9.5	Off. Rebounds Per Game	9	—	3.1
Turnover Margin	4	51	+4.0	Double-Doubles	2	6	12.0
Turnovers Per Game	—	19	12.6				
Assist-to-Turnover Ratio	2	20	1.3				
Blocked Shots Per Game	2	9	6.4				
Home Attendance Avg.	1	1	12,950				



A'JA WILSON

6-5 • Senior • F • Hopkins, S.C.

Career averages » 16.6 PPG, 8.1 RPG, 2.6 BPG

HONOR ROLL

- USA Basketball National Team Pool
- Preseason National Player of the Year (espnW)
- Two-Time Consensus First-Team All-American
- Two-Time National Player of the Year Finalist
- Two-Time SEC Player of the Year
- Three-Time First-Team All-SEC
- 2017 NCAA Final Four MOP; SEC Tourn. MVP

BY THE NUMBERS

2nd » in points (2013) among active SEC players

3 » categories that she leads active SEC players:
rebounds (981), double-doubles (42), blocks (311)

3rd » player in school history to reach 2,000 points

9 » games of at least 25 points this season

14 » career outings with at least five blocks

17.3 » points per game against ranked foes (career)

35 » career 20-point games

61 » times as the team's top scorer (career)

105 » double-figure outings in 121 career games

311 » career blocked shots (school record)

WHAT THEY'RE SAYING

"A'ja Wilson is going to be a beast. When I first saw her, I was actually taken aback by her size; I didn't realize she was going to be that tall. Then, immediately I noticed how agile she was, her ability to move at that size." - Sue Bird, Guard, Seattle Storm and USA Basketball

"She is just so fiercely competitive and more aggressive and willing to play more physical. I think every part of her game has improved. She's a pretty special player. She's got a lot of intangible qualities as well." - Joanne P. McCallie, Duke Head Coach

"I see a tremendous player who has developed into somebody who is really special. She's reading the defense a lot quicker. She's very complete. I don't think there's another player in the country like her from a collegiate or pro standpoint. Her ability to dribble the basketball, consistently make outside shots, rebound the basketball on both sides of the court." - Dawn Staley, South Carolina Head Coach

stayed among the nation's top 10 every week since the start of the 2014-15 season. In the 68 polls since the start of the 2014-15 season, South Carolina has spent 59 in the top five, trailing UConn's 68 such weeks and leading Notre Dame's 56 top-five entries.

Tough Road Ahead

South Carolina's 2017-18 schedule includes 12 games against teams ranked in this week's Associated Press and/or USA Today Coaches Poll. Seven of those games are already behind the Gamecocks, who went 4-3 in the outings.

Still up for the Gamecocks are rematches with #11/12 Missouri and #6/7 Tennessee as well as games against #1/1 UConn, at #3/3 Mississippi State and at #-/24 Georgia.

All-Around A'ja

Few players in the country are as versatile as South Carolina senior forward A'ja Wilson. Averaging 23.2 points, 11.1 rebounds and 3.3 blocks, she ranks seventh, 15th and seventh in the nation in those categories, respectively, making her the only player in the nation to be in the top 30 of all three categories.

Only eight players in the nation are among the top 50 in both scoring and rebounding, and just three others join Wilson ranked in the top 25 of both – Megan Gustafson, Iowa (23.5 ppg/12.7 rpg), Tanaya Atkinson, Temple (23.3 ppg/10.3 rpg) and Teaira McCowan, Mississippi State (20.9/12.9).

Reading defenses more quickly than before, Wilson has also responded to her head coach's challenge to expand her skill set, improving her ball-handling to allow her to rebound and immediately start the fast break and even run the offense from the point guard position at times and developing consistency on her outside shot, of which she has hit 4-of-8 from 3-point range. The growth in her game helps both the Gamecocks, as opponents will have a more difficult time locating her for double-teaming, and Wilson's preparedness for the next step in her basketball career.

Quarter Breakdown

Through 17 games this season, South Carolina has out-scored its opponent in all but 18 quarters and has out-paced its opponent by double digits 25 times in the 68 quarters, including a season-high differential of 22 points (27-5) in the first quarter against Alabama State (Nov. 10).

South Carolina has shot at least 50.0 percent from the field 37 times in its 68 quarters of action, led by a its 73.3 percent accuracy in the first quarter against Auburn (Jan. 11).

Defensively, South Carolina has held an opponent to single digits in a quarter 13 times this season with five of

those quarters resulting in five or fewer points, including a program-record low of three points by Savannah State (Dec. 17) in the third quarter. An opponent has shot to 20.0 percent or less from the field in 14 quarters, including a program-record low of 5.6 percent by College of Charleston (Dec. 5) in the second quarter.

Individually, A'ja Wilson leads the Gamecocks with 10 double-digit scoring quarters and has the highest-scoring quarter this season with 18 points in the fourth against #6/6 Notre Dame (Nov. 26). Alexis Jennings has two double-digit quarters, and Tyasha Harris and Lindsey Spann each have one.

Here's a more detailed look at the quarter-by-quarter production for the Gamecocks this season:

Qtr.	SC/Opp Avg. Pts	SC/Opp FG%	Avg. Pts. Margin
1	22.6/12.3	.526/.316	+10.3
2	18.0/12.9	.447/.305	+5.1
3	20.8/17.5	.496/.424	+3.2
4	20.1/17.2	.494/.394	+2.8

Location, Location, Location

The Gamecock frontcourt simply reloaded this season, and South Carolina averages 41.5 points in the paint this season, making up 51.0 percent of its offense. In fact, 68.0 percent of the team's made field goals this season have come in the paint.

The Gamecocks are out-pacing their opponents in that space by 16.3 points per game, and their interior advantage has been at least 20 points five times, including twice with a season-high 48 – against Alabama State (Nov. 10) and Western Carolina (Nov. 30). Only three opponents have out-scored South Carolina in the paint this season – #6/6 Notre Dame (Nov. 26) 58-42, #15/15 Missouri (Jan. 7) 28-34 and #6/6 Tennessee (Jan. 14) 36-44 – which are also the Gamecocks' only losses this season.

South Carolina's starting frontcourt of Alexis Jennings and A'ja Wilson has accounted for 41.3 percent of the Gamecocks' scoring this season, averaging a combined 33.6 points per game.

Blocking Scheme

South Carolina ranks ninth in the nation with 6.4 blocked shots per game, which is second in the SEC. While the Gamecocks have been atop this category over the last few seasons, the formula this season is slightly different.

Instead of being dominated by two Gamecocks, nine different members of the team have recorded at least one blocked shot this season with three logging double-digit blocks.

2017-18 Double-Doubles

Tyasha Harris (5)

11/30	Western Carolina	10 pts/10 assts
12/17	Savannah State	14 pts/12 assts
12/21	at Temple	13 pts/11 assts
1/7	at Missouri	14 pts/10 assts
1/11	Auburn	12 pts/11 assts

Alexis Jennings (3)

11/13	at Maryland	11 pts/13 rebs
12/3	Duke	21 pts/10 rebs
12/17	Savannah State	10 pts/13 rebs

A'ja Wilson (12)

11/10	Alabama State	16 pts/10 rebs
11/13	at Maryland	32 pts/12 rebs
11/16	at Clemson	19 pts/11 rebs
11/19	Wofford	16 pts/13 rebs
11/24	vs. Rutgers	33 pts/10 rebs
11/24	vs. St. John's	17 pts/17 rebs
12/3	Duke	18 pts/11 rebs
12/5	College of Charleston	26 pts/15 rebs
12/21	at Temple	28 pts/12 rebs
12/31	Texas A&M	25 pts/15 rebs
1/4	at Ole Miss	25 pts/15 rebs
1/11	Auburn	19 pts/11 rebs

Senior forward A'ja Wilson ranking seventh in the nation (second in the SEC) with 3.3 blocks per game.

Behind Wilson, sophomore Mikiah Herbert Harrigan and junior Alexis Jennings are 12th in the league at 1.1 blocks per game.

Heart of a Champion

Despite having the ninth-best scoring margin in the nation this season (+21.4), the Gamecocks have played eight games this season in which the margin was under 10 in the fourth quarter – at #15/13 Maryland (Nov. 13), vs. Rutgers (Nov. 24), vs. #6/6 Notre Dame (Nov. 26), #22/21 Texas A&M (Dec. 31), at Ole Miss (Jan. 4), at #15/15 Missouri (Jan. 8), Auburn (Jan. 11) and #6/6 Tennessee (Jan. 14). In the seven of those games in which A'ja Wilson played, fans saw the senior forward step up to show why she impacts the game more than any player in the nation.

In the fourth quarter of those seven games, Wilson averaged 9.3 points on 63.2 percent shooting to go with 2.7 rebounding, 1.3 block and 1.0 assist averages.

A closer look at the fourth quarters of those tight games:

Record Book Watch

Career Points	Gms	Pts
1. Sheila Foster (1979-82)	134	2266
2. Shannon Johnson (1993-96)	109	2230
3. A'ja Wilson (2015-present)	121	2013
4. Brantley Southers (1982-86)	120	1982
5. Jocelyn Penn (1999-2003)	117	1939

Career 20-Point Games	Gms
1. Shannon Johnson (1993-96)	57
2. Brantley Southers (1982-86)	41
Sheila Foster (1979-82)	41
4. A'ja Wilson (2015-present)	35
Jocelyn Penn (1999-2003)	35

Career SEC Points	Gms	Pts
1. Tiffany Mitchell (2013-16)	64	862
2. Shannon Johnson (1993-96)	44	836
3. Jocelyn Penn (1999-2003)	55	807
4. A'ja Wilson (2015-present)	50	810

Career Rebounds	Gms	Rebs
1. Sheila Foster (1979-82)	134	1427
2. Alaina Coates (2014-17)	133	1230
3. Marsha Williams (1990-93)	116	1026
4. A'ja Wilson (2015-present)	121	981
5. Aleighsa Welch (2012-15)	137	956

Career SEC Rebounds	Gms	Rebs
1. Alaina Coates (2014-17)	62	599
2. Aleighsa Welch (2012-15)	62	430
3. A'ja Wilson (2015-present)	50	421

Career Double-Doubles	Gms	DD
1. Sheila Foster (1979-82)	134	72
2. Alaina Coates (2014-17)	133	57
3. Marsha Williams (1990-93)	116	44
4. A'ja Wilson (2015-present)	121	42
Denise Nanney (1975-77)	78	42

Career Blocked Shots	Gms	Blks
1. A'ja Wilson (2015-present)	121	311
2. Alaina Coates (2014-17)	133	210
3. Lakesha Tolliver (2004-07)	112	177

Free Throws Made	Gms	FTM
1. A'ja Wilson (2015-present)	121	502
2. Shannon Johnson (1993-96)	109	478
3. Martha Parker (1986-89)	124	473

Free Throw Attempts	Gms	FTA
1. A'ja Wilson (2015-present)	121	713
2. Shannon Johnson (1993-96)	109	679
3. Martha Parker (1986-89)	124	641

Opp.	Margin	Pts	Rebs	Blks	Mins
at #15/13 Md. (W)	+19	6	5	2	10
vs. Rutgers (W)	+7	13	2	1	10
vs. #6/6 ND (L)	-11	18	1	1	10
#22/21 TX A&M (W)	-8	10	4	2	9
at Ole Miss (W)	+9	7	4	1	8
at Mizzou (L)	-9	4	0	0	5
Auburn (W)	+8	7	3	2	9

As Texas A&M head coach Gary Blair said after the Gamecocks rallied to defeat the Aggies, "Give Miss Wilson a little bit of credit for wanting the ball at the end ... You just saw the best player in the country."

Double Dish

Preseason All-SEC Second-Team selection Tyasha Harris has heeded her head coach's challenge to expand her game not that "the novelty has worn off," and the sophomore has recorded five double-doubles this season to match the school record for points-assists double-doubles.

Harris has picked up her scoring this season, ranking

among the SEC's top 30 with 11.5 points per game on 45.7 percent shooting. She has netted double figures in each of the last seven games, including posting an 15.0 scoring average in SEC contests.

Meanwhile, Harris continues to show great court vision and command of the offense, ranking 12th in the nation with an SEC-best 6.4 assists per game – a number that explodes to 7.6 in league play.

Defensively, Harris has become a menace with an SEC-best 3.0 steals per game – another number that ranks her among the top 25 in the nation.

Harris' five double-doubles ties the program single-season record for points-assists double-doubles and puts her among just three Gamecocks in the SEC era to record multiple points-assists double-doubles. Cristina Ciocan leads the group with nine in her career (4 in 2002-03, 5 in 2003-04) with Shaunzinski Gortman joining the trio with two in 1999-2000.

Just Jennings

Junior transfer Alexis Jennings has strengthened the

Games Led Team In...

(Tied for team lead in each category included)

Scoring	2017-18	Career	Record
A'ja Wilson	11	61	55-6
Alexis Jennings	2	2	2-0
M. Herbert Harrigan	1	1	1-0
Tyasha Harris	2	2	0-2
Bianca Jackson	1	1	0-1
Lindsey Spann	1	1	1-0

Rebounding	2017-18	Career	Record
A'ja Wilson	13	50	46-4
Alexis Jennings	2	2	2-0
LeLe Grissett	1	1	0-1
LaDazhia Williams	1	1	1-0
Doniyah Cliney	0	3	3-0
M. Herbert Harrigan	0	1	1-0

Assists	2017-18	Career	Record
Tyasha Harris	14	30	26-4
Doniyah Cliney	2	4	4-0
A'ja Wilson	1	6	5-1
Bianca Jackson	1	1	1-0
Lindsey Spann	1	1	1-0
M. Herbert Harrigan	0	1	1-0

Miscellaneous Stats

Double-Doubles	2017-18	Career	Record
A'ja Wilson	12	42	40-2
Tyasha Harris	5	5	4-1
Alexis Jennings	3	3	3-0

30+ Points	2017-18	Career	Record
A'ja Wilson	3	3	2-1

20+ Points	2017-18	Career	Record
A'ja Wilson	9	35	32-3
Alexis Jennings	2	2	2-0
M. Herbert Harrigan	1	1	1-0
Tyasha Harris	2	2	1-1
Lindsey Spann	1	1	1-0

10+ Points	2017-18	Career	Record
A'ja Wilson	16	105	95-10
Alexis Jennings	12	12	9-3
Tyasha Harris	10	16	14-2
Lindsey Spann	7	7	5-2
Doniyah Cliney	6	8	7-1
M. Herbert Harrigan	5	11	10-1
LeLe Grissett	3	3	2-1
Bianca Jackson	2	2	1-1
Victoria Patrick	1	1	1-0
LaDazhia Williams	1	1	1-0

10+ Rebounds	2017-18	Career	Record
A'ja Wilson	12	43	41-2
Alexis Jennings	3	3	3-0
Bianca Jackson	1	1	1-0
M. Herbert Harrigan	0	1	1-0

5+ Assists	2017-18	Career	Record
Tyasha Harris	11	22	19-3
Doniyah Cliney	2	4	4-0
A'ja Wilson	1	2	1-1
Bianca Jackson	1	1	1-0
Lindsey Spann	1	1	1-0
Bianca Cuevas-Moore	0	9	9-0

5+ Steals	2017-18	Career	Record
Tyasha Harris	3	3	3-0
Doniyah Cliney	1	1	1-0
A'ja Wilson	0	1	1-0

5+ Blocks	2017-18	Career	Record
A'ja Wilson	4	14	13-1

Team Specialty Stats

South Carolina-Opponent

	Pts. in Paint	Pts. Off TOs	2nd Chance Pts	Fast Break Pts
11/10 Ala. St.	56-8	46-9	28-8	27-6
11/13 at MD	38-28	16-9	19-13	16-5
11/16 at Clem.	32-14	21-5	11-1	4-2
11/19 Wofford	50-16	13-13	18-4	26-0
11/24 vs. RU	36-28	13-13	9-11	14-15
11/25 vs. SJU	36-24	13-11	2-8	4-4
11/26 vs. ND	42-58	13-20	13-19	10-8
11/30 WCU	66-18	33-2	18-4	20-12
12/3 Duke	54-32	19-9	17-8	10-8
12/5 CofC	42-12	23-14	11-6	17-7
12/17 Sav.St.	50-16	36-2	16-9	24-2
12/21 at TU	34-18	12-4	12-24	16-10
12/31 TAM	36-28	5-13	8-14	12-17
1/4 at Miss.	40-22	17-5	19-7	10-2
1/7 at Mizz.	28-34	18-11	7-10	8-5
1/11 Aub.	30-28	17-20	11-10	16-6
1/14 Tenn.	36-44	19-17	15-15	10-12
1/18 at Vandy				
1/21 at Ky.				
1/25 Ark.				
1/28 Mizz.				
2/1 UConn				
2/5 at MSU				
2/8 at Ala.				
2/11 Fla.				
2/15 at Ga.				
2/18 Ky.				
2/22 LSU				
2/25 at Tenn.				
Season Avg.	41.5-25.2	19.6-10.4	13.8-10.1	14.4-7.1
SEC Avg.	34.0-31.2	15.2-13.2	12.0-11.2	11.2-8.4

Starters vs. Bench Points

	SC Starters	Opp. Starters	SC Bench	Opp. Bench
11/10 Ala. St.	63	15	36	16
11/13 at MD	85	67	9	19
11/16 at Clem.	47	14	19	22
11/19 Wofford	64	54	30	6
11/24 vs. RU	73	31	5	37
11/25 vs. SJU	60	46	16	12
11/26 vs. ND	75	73	10	19
11/30 WCU	74	21	27	22
12/3 Duke	57	44	15	8
12/5 CofC	53	30	16	13
12/17 Sav.St.	53	28	46	10
12/21 at TU	78	51	9	9
12/31 TAM	58	59	3	0
1/4 at Miss.	69	54	19	8
1/7 at Mizz.	46	66	28	17
1/11 Aub.	52	47	19	16
1/14 Tenn.	58	68	12	18
1/18 at Vandy				
1/21 at Ky.				
1/25 Ark.				
1/28 Mizz.				
2/1 UConn				
2/5 at MSU				
2/8 at Ala.				
2/11 Fla.				
2/15 at Ga.				
2/18 Ky.				
2/22 LSU				
2/25 at Tenn.				
Season Avg.	62.6	45.2	18.8	14.8
SEC Avg.	56.6	58.8	16.2	11.8

2017-18 Scoring Differentials

Largest lead in a win	by 68 (97-29), 4th-3:10, Alabama State, 11/10
Largest deficit overcome to win	by 11 (36-44), 3rd-2:47, Texas A&M, 12/31/17
Largest lead given up in a loss	by 12 (30-18), 2nd-8:53, vs. Notre Dame, 11/26
Largest deficit in a loss	by 19 (61-80), 4th-6:34, vs. Notre Dame, 11/26

Gamecocks' frontcourt, providing a steady, physical presence in the lane. After averaging 8.9 points and 5.4 rebounds in her two seasons at Kentucky, the powerful post has elevated her play this season, posting 11.8 points and 7.1 rebounds per game to rank second on the team and among the SEC's top 30 in both categories.

Jennings is third in the league in field goal percentage (.611), 16th in rebounding and 27th in scoring. Both her scoring and rebounding have been on full display versus ranked opponents, against which she averages 12.3 points and 7.3 rebounds. Two of her three double-doubles so far this season have come against top-15 foes in #15/13 Maryland (Nov. 13, 12 pts/13 rebs) and #14/16 Duke (Dec. 3, 21 pts/10 rebs).

Jennings has nine other double-figure scoring games this season, including a 25-point outing vs. St. John's (Nov. 25).

Spanning the Distance

Senior transfer Lindsey Spann brings solid experience and leadership to the Gamecocks' young roster, but the biggest impact the 1,000-point scorer from Penn State will have will likely be from 3-point range.

Claiming eighth place on the Lady Lions' career made 3s list, the 5-foot-6 guard got off to a quick start from long range – leading the SEC in 3-point field goal percentage (.550) and ranking second in the league in made 3s per gam (3.1) before missing five games due to injury. Her first field goal attempt upon her return – against #22/21 Texas A&M (Dec. 31) – was a 3.

Overall on the season, Spann is shooting 45.6 percent from 3-point range to average 10.7 points per game on 2.6 3s per game to go along with 1.8 assists per game.

Utility Player

After two seasons coming off the bench, junior guard Doniyah Cliney has an established role in the starting lineup, and the spotlight has only amplified how much more she is prepared to contribute. Staley has marked her as a “stat stuffer” because her versatility and athleticism allow her to impact the game in so many ways. Any single number may not jump off the box score, but she will contribute to nearly all of them.

So far this season, Cliney averages 8.0 points, 3.4 rebounds, 2.0 assists and 1.4 steals. She has six double-figure scoring games, including two against ranked opponents (12 vs. #6/6 Notre Dame, 16 vs. #22/21 Texas A&M), and six games of three or more assists. Defensively, she takes the assignment of the opponent's top guard.

Steady Start

The daughter of two NCAA Div. I basketball coaches, freshman guard Bianca Jackson has shown all the poise and development attributed to such progeny, even while thrust into the starting lineup just eight games into her college career due to injuries to seniors Bianca Cuevas-Moore and Lindsey Spann.

Jackson earned that temporary starting job and her 26.8 minutes per game because of her ability to deliver solid play and contribute what the team needs when it is needed. She opened her career against her mother's team, Alabama State, with eight points, six rebounds, three assists and two blocks. Jackson was steady in a hostile environment at #15/13 Maryland (Nov. 13) and handed out seven assists in the rivalry game at Clemson (Nov. 16). In her first career start, she was equally balanced with seven points, four rebounds and three assists against

AP Top 25

(Jan. 15)

1.	Connecticut	15-0
2.	Louisville	19-0
3.	Mississippi State	19-0
4.	Baylor	15-1
5.	Notre Dame	16-2
6.	Tennessee	16-1
7.	Oregon	17-2
8.	Ohio State	17-2
9.	Texas	14-2
10.	South Carolina	14-3
11.	Missouri	15-2
12.	Florida State	16-2
13.	UCLA	13-4
14.	Maryland	15-3
15.	Duke	14-4
16.	Texas A&M	14-5
17.	West Virginia	15-3
18.	Oregon State	13-4
19.	Michigan	15-4
20.	Iowa	15-3
21.	California	13-4
22.	Arizona State	13-5
23.	Green Bay	14-2
24.	Oklahoma State	12-4
25.	Rutgers	17-3

USA Today Coaches Top 25

(Jan. 16)

1.	Connecticut	15-0
2.	Louisville	19-0
3.	Mississippi State	19-0
4.	Baylor	15-1
5.	Notre Dame	16-2
6.	Oregon	17-2
7.	Tennessee	16-1
8.	Ohio State	17-2
9.	Texas	14-2
10.	South Carolina	14-3
11.	Florida State	16-2
12.	Missouri	15-2
13.	UCLA	13-4
14.	Maryland	15-3
15.	Duke	14-4
16.	West Virginia	15-3
17.	Texas A&M	14-5
18.	Michigan	15-4
19.	Oregon State	13-4
20.	Iowa	15-3
21.	Rutgers	17-3
22.	Green Bay	14-2
23.	South Florida	14-4
24.	Georgia	16-2
25.	Arizona State	13-5

2017-18 Awards

Bianca Cuevas-Moore

Nancy Lieberman Award Watch List

Tyasha Harris

All-SEC Second Team (Coaches)

Alexis Jennings

Gulf Coast Showcase All-Tournament Team

A'ja Wilson

Rated No. 1 player in the nation by espnW

USA Basketball National Team Pool

Wooden Award Midseason 25

Lisa Leslie Award Watch List

Wade Watch List

Citizen Naismith Trophy Preseason Watch List

SEC Player of the Week (11/14)

SEC Player of the Week (11/28)

Gulf Coast Showcase All-Tournament Team

Preseason National Player of the Year (espnW)

Preseason All-America First Team (AP, SI, espnW)

Preseason SEC Player of the Year (Media, Coaches)

Preseason All-SEC First Team (Media, Coaches)

Gamecocks Coming Soon!

Head coach Dawn Staley signed two espnW top-50 recruits in the early signing period.

Destanni Henderson

Lehigh Acres, Fla./Fort Myers HS • Guard • 5-8

Top ranked point guard in 2018 class ... No. 9 overall recruit ... Two-time *News-Press* Fort Myers Player of the Year (2016, 2017) ... Two-time FABC All-State selection ... Helped team to back-to-back state championships ... Florida Dairy Farmers Miss Basketball (2017) ... Averaged 17.7 points, 4.4 assists and 4.0 steals as a junior ... 2016 FIBA U17 World Cup bronze medal.

Victoria Stevens

Rome, Ga./Model HS • Forward • 6-1

Ranked No. 50 in 2018 class ... Eighth-ranked forward in the class ... Three-time *Atlanta Journal-Constitution* First-Team AA All-State selection ... GACA Class 2A-North Player of the Year ... Averaged 25.0 points, 13.5 rebounds and 4.5 blocks as a junior.

Gamecocks in 2017-18 National Polls

Poll	Pre	11/13	11/20	11/27	12/4	12/11	12/18	12/25	1/1	1/8	1/15	1/22	1/29	2/5	2/12	2/19	2/26	3/5	3/12	Final
Associated Press	4	4	3	5	5	4	4	4	4	9										
Coaches	2		2	6	6	5	5	5	5	8										

just one turnover. Against #14/16 Duke (Dec. 3), she embraced the role of stopper against the Blue Devils' high-scoring 3-point shooter Rebecca Greenwell, limiting her to just eight points and 0-of-2 from the 3-point line. Against College of Charleston (Dec. 5), she pulled down 10 rebounds.

The Montgomery, Ala., native averages 6.1 points, 2.2 assists and 1.1 steals with two double-digit scoring games and six games of three or more assists.

This is 30

With a career-high 34 points against No. 6/6 Notre Dame (Nov. 26) following a 32-point outing at No. 15/13 Maryland (Nov. 13), A'ja Wilson became the first Gamecock to record three 30-point games against nationally ranked opponents. The most recent outing against the Fighting Irish broke her tie with Shannon Johnson, who is the only other Gamecock to record more than one such game against ranked opponents.

With just 10 such games in program history, Wilson and Kaela Davis each recorded one last season, the first new additions to the list since Feb. 15, 2006. Those two games along with Wilson's first entry this season are the only road games on the list. Davis' 37-point showing at

No. 7/6 Ohio State is the highest-scoring game against a ranked opponent in program history.

Here's a list of the Gamecocks' individual 30-point games against a ranked opponent:

Pts.	Player	Opp.	Date
37	K. Davis	at #7/6 Ohio St.	11/14/16
35	S. Johnson	#5 Tennessee	2/15/96
34	A. Wilson	vs. #6/6 Notre Dame	11/26/17
34	B. Hunt	#18 Southern Miss	1/29/90
32	A. Wilson	at #15 Maryland	11/13/17
32	S. Johnson	#2 Tennessee	2/8/94
32	Ma. Williams	#22 Florida St.	2/4/91
32	K. Anderson	vs. #14 Memphis	3/4/78
31	A. Wilson	at #14/15 Texas	12/1/16
30	B. Southers	#19 Clemson	12/3/83

Great Gamecock Fans

With over 10,000 season-ticket holders for the third-straight season, South Carolina continues to lead the nation in average attendance at 12,950 and is the only program drawing at least 10,000 fans per game.

The Gamecocks have posted the highest average attendance in the nation at the end of the last three seasons, averaging at least 12,000 fans in each of those

seasons, during which they boast two sellouts of 18,000-seat Colonial Life Arena.

USA Basketball

At least one Gamecock has donned the red, white and blue for USA Basketball in each of the last four summers, and the group has helped six U.S. teams to gold medals. The streak will continue at least the next four years as head coach Dawn Staley was named the Senior National Team head coach for 2017-20.

Current Gamecocks how have contributed to that medal count are current National Team Pool player A'ja Wilson, who has gold medals with the 2013 and 2015 U19 World Cup teams and the 2014 U18 Americas Cup squad; and Alexis Jennings, who picked up bronze in the 2016 FIBA 3x3 World Cup.

2017-18 Roster

No.	Name	Pos.	Ht.	Yr.	Hometown/Last School
0	Victoria Patrick	G	5-8	So.	Orlando, Fla./Edgewater
1	Bianca Cuevas-Moore	G	5-6	Sr.	Bronx, N.Y./Nazareth Regional
2	Te'a Cooper#	G	5-8	R-Sr.	Powder Springs, Ga./Tennessee
4	Doniyah Cliney	G	6-0	Jr.	Newark, N.J./Malcolm X Shabazz
10	Bianca Jackson	G	5-10	Fr.	Montgomery, Ala./Brewbaker Tech Magnet
11	Lindsey Spann	G	5-6	Sr.	Laurel, Md./Penn State
21	Mikiah Herbert Harrigan	F	6-2	So.	Pembroke Pines, Fla./Flanagan
22	A'ja Wilson	F	6-5	Sr.	Hopkins, S.C./Heathwood Hall
23	LaDazhia Williams	F	6-2	Fr.	Bradenton, Fla./Lakewood Ranch
24	LeLe Grissett	F	6-0	Fr.	Durham, N.C./Hillside
35	Alexis Jennings	F	6-2	R-Jr.	Madison, Ala./Kentucky
52	Tyasha Harris	G	5-10	So.	Noblesville, Ind./Heritage Christian

indicates will sit out 2017-18 due to NCAA transfer rules

Head Coach: Dawn Staley

Assoc. Head Coach: Lisa Boyer; **Assistant Coaches:** Fred Chmiel, Jollette Law



Around the SEC

(through games of 1/15)

	SEC Games			Overall		
	W	L	Pct.	W	L	Pct.
Mississippi State	5	0	1.000	19	0	1.000
Tennessee	4	0	1.000	16	0	1.000
Georgia	4	1	.750	16	2	.889
Missouri	3	1	.750	15	2	.882
South Carolina	3	2	.750	14	3	.824
Texas A&M	3	2	.750	14	5	.737
Alabama	3	2	.750	13	5	.722
LSU	3	2	.500	11	5	.688
Arkansas	2	3	.250	11	7	.611
Ole Miss	1	3	.250	11	6	.647
Auburn	1	4	.250	10	7	.588
Kentucky	1	4	.250	9	10	.474
Vanderbilt	1	4	.000	5	14	.263
Florida	0	5	.000	8	10	.444

The Staley Era

In her 10th season at South Carolina, head coach Dawn Staley has guided the program to unprecedented success, leading the program to its first No. 1 ranking in both the AP and USA Today/Coaches Poll and first NCAA championship. She also delivered the first SEC regular-season and tournament championships.

The Staley Era (2008-09 through present)

Wins	
30-Win Seasons.....	3
25-Win Seasons.....	6
20-Win Seasons.....	6
Winning Seasons.....	8

National Rankings

Weeks in the AP Top 25.....	108
Weeks in the AP Top 10.....	81
Weeks in the AP Top 3.....	42
Weeks at AP No. 1.....	12

Postseason

NCAA Tournament Appearances.....	6
NCAA Sweet 16s.....	5
NCAA Final Fours.....	2
National Championships.....	1

In the SEC

Regular-Season Championships.....	4
Regular-Season Top 5 Finishes.....	7
Tournament Championships.....	3
Double-Digit Wins.....	6

Pre-Staley in the SEC (1991-92 through 2007-08)

Wins	
30-Win Seasons.....	0
25-Win Seasons.....	1
20-Win Seasons.....	2
Winning Seasons.....	7

National Rankings

Weeks in the AP Top 25.....	32
Weeks in the AP Top 10.....	6
Weeks in the AP Top 3.....	0
Weeks at AP No. 1.....	0

Postseason

NCAA Tournament Appearances.....	2
NCAA Sweet 16s.....	1
NCAA Final Fours.....	0
National Championships.....	0

In the SEC

Regular-Season Championships.....	0
Regular-Season Top 5 Finishes.....	2
Tournament Championships.....	0
Double-Digit Wins.....	1

Pre-Staley All-Time (1974-75 through 2007-08)

Wins	
30-Win Seasons.....	1
25-Win Seasons.....	3
20-Win Seasons.....	9
Winning Seasons.....	21

National Rankings

Weeks in the AP Top 25.....	130
Weeks in the AP Top 10.....	31
Weeks in the AP Top 3.....	6
Weeks at AP No. 1.....	0

Postseason

NCAA Tournament Appearances.....	8
NCAA Sweet 16s.....	3
NCAA Final Fours.....	0
National Championships.....	0

In Conference (SEC and Metro 1983-84 thru 1990-91)

Regular-Season Championships.....	5
Regular-Season Top 5 Finishes.....	10
Tournament Championships.....	3
Double-Digit Wins.....	5

South Carolina's Record When...

	vs. Ranked	SEC	All
Record.....	3-3	3-2	14-3
Playing a ranked opponent.....	3-3	1-2	3-3
Playing at home	2-1	2-1	8-1
Playing on the road	1-1	1-1	4-1
Playing at neutral site	0-1	2-1
Leading at half	3-0	3-0	14-0
Trailing at half	0-3	0-2	0-3
Tied at half	0-0
Playing an overtime game	0-0
0 players score in double figures	0-0
1 player scores in double figures	0-0
2 players score in double figures	1-0	1-0	4-0
3 players score in double figures	1-1	1-1	3-1
4 players score in double figures	1-1	3-1
5 players score in double figures	0-1	1-1	3-1
More than 5 players in double figures.....	1-0
Starters out-score opponent's starters	2-1	2-0	13-1
Opponent's starters score equal/more	1-2	1-2	1-2
Bench out-scores opponent's bench	2-1	3-1	10-1
Opponent's bench scores equal/more.....	1-2	0-1	4-2
Shooting 50% or better	1-0	1-0	9-0
Shooting between 40-49%	2-3	2-2	5-3
Shooting between 30-39%	0-0
Shooting less than 30%	0-0
Opponent shoots 50% or better.....	0-3	0-2	0-3
Opponent shoots between 40-49%	1-0	2-0
Opponent shoots between 30-39%	2-0	3-0	7-0
Opponent shoots less than 30%	5-0
Shooting better than opponent.....	3-0	3-0	14-0
Shooting worse than/equal to opponent.....	0-3	0-2	0-3
Having more FTs made than opponent.....	1-1	2-0	9-1
Having equal/less FTs made than opponent	2-2	1-2	5-2
Out-rebounding opponent.....	3-0	3-0	14-0
Having equal/less rebounds than opponent.....	0-3	0-2	0-3
Having fewer TOs than opponent.....	1-2	1-2	9-2
Having equal or more TOs than opponent.....	2-1	2-0	5-1
Attempting more FT than 3FG.....	3-3	3-2	13-3
Attempting equal/less FT than 3FG	1-0
Making 5 or more 3FGs.....	1-2	2-1	9-2
Making less than 5 3FGs.....	2-1	1-1	5-1
Making no 3 FGs.....	0-0
Attempting 15 or more 3FGs.....	1-3	1-2	7-3
Attempting less than 15 3FGs.....	2-0	2-0	7-0
No South Carolina players foul out.....	2-1	3-1	13-1
One or more SC players foul out.....	1-2	0-1	1-2
No opposing players foul out.....	1-2	3-1	9-2
One or more opposing players foul out	2-1	0-1	5-1

	vs. Ranked	SEC	All
Assist at least half of field goals made.....	3-1	3-0	12-1
Assist on at least 2/3 of field goals made	1-0	2-0
Assist on less than half of field goals made.....	0-2	0-2	2-2
Scoring more pts. in paint than opponent	3-0	3-0	14-0
Scoring equal/less pts. in paint than opp.	0-3	0-2	0-3
Scoring more pts. off TOs than opponent	2-2	1-2	10-2
Scoring equal/less pts. off TOs than opp.	1-1	2-0	4-1
Scoring more 2nd-chance pts.	2-0	2-0	10-0
Scoring equal/less 2nd-chance pts.....	1-3	1-2	4-3
Scoring more fast break pts.....	2-2	2-1	11-2
Scoring equal/less fast break pts.....	1-1	1-1	3-1
Wearing white uniforms.....	2-1	2-0	10-1
Wearing black uniforms	1-2	1-2	3-2
Wearing garnet uniforms.....	1-0
Playing in November.....	1-1	7-1
Playing in December.....	2-0	1-0	5-0
Playing in January.....	0-2	2-2	2-2
Playing in February.....	0-0
Playing in March.....	0-0
Playing during the day.....	2-2	1-2	5-2
Playing at night.....	1-1	2-0	9-1
Playing on Sunday.....	2-3	1-2	4-3
Playing on Monday.....	1-0	1-0
Playing on Tuesday.....	1-0
Playing on Wednesday.....	0-0
Playing on Thursday.....	2-0	5-0
Playing on Friday	2-0
Playing on Saturday.....	1-0
Margin is less than 5 pts.	1-0	1-0	1-0
Margin is between 5-9.....	1-2	1-1	2-2
Margin is between 10-19.....	0-1	0-1	2-1
Margin is between 20-29.....	1-0	1-0	4-0
Margin is between 30-39.....	2-0
Margin is between 40-49.....	0-0
Margin is 50 pts. or more.....	3-0
Having a 20-pt. scorer.....	3-2	2-1	11-2
Having a 30-pt. scorer.....	1-1	2-1
Scoring 49 points or less.....	0-0
Scoring 50-59 points.....	0-0
Scoring 60-69 points.....	1-0	1-0	3-0
Scoring 70-79 points.....	1-2	1-2	4-2
Scoring 80-89 points.....	0-1	1-0	2-1
Scoring 90-99 points.....	1-0	4-0
Scoring 100 points or more.....	1-0
Opponent scores 49 points or less	5-0
Opponent scores 50-59 points	2-0	1-0	3-0
Opponent scores 60-69 points	2-0	5-0
Opponent scores 70-79 points	0-0
Opponent scores 80-89 points	1-2	0-2	1-2
Opponent scores 90-99 points	0-1	0-1
Opponent scores 100 points or more.....	0-0

2017-18 Team High/Low

South Carolina Highs	South Carolina Lows	Category	Opponent Lows	Opponent Highs
101 vs. Western Carolina, 11/30	61 vs. Texas A&M, 12/31	Points in Game	31, Alabama State, 11/10	92, vs. Notre Dame, 11/26
56 vs. Savannah St. (1st), 12/17	26 vs. Rutgers (2nd), 11/24	Points in a Half	10, CofC (1st), 12/5	51, vs. Notre Dame (2nd), 11/26
56 vs. W. Carolina (1st), 11/30				
56 vs. Alabama State (1st), 11/10				
30 vs. Auburn (1st), 1/11	6 vs. St. John's (2nd), 11/25	Points in a Quarter	3, Savannah St. (3rd), 12/17	32, at Maryland (4th), 11/13
30 vs. Notre Dame (4th), 11/26				
39 vs. Savannah State, 12/17	24 vs. Texas A&M, 12/31	Field Goals Made	11, Alabama State, 11/10	37, vs. Notre Dame, 11/26
39 vs. Western Carolina, 11/30				
72 vs. Alabama State, 11/10	48 vs. St. John's, 11/25	Field Goal Attempts	48, at Missouri, 1/7	75, at Temple, 12/21
	48 vs. Rutgers, 11/24			
.582 (39-67) vs. Savannah St., 12/17	.406 (26-64) vs. Tennessee, 1/14	FG Percentage	.204 (11-54), Alabama St., 11/10	.564 (31-55), Tennessee, 1/14
.582 (39-67) vs. W. Carolina, 11/30				
8 at Temple, 12/21	1 vs. CofC, 12/5	3-Point FG Made	0, Savannah State, 12/17	8, at Missouri, 1/7
8 at Maryland, 11/13	1 vs. Duke, 12/3			8, at Ole Miss, 1/4
				8, at Temple, 12/21
22 at Maryland, 11/13	8 vs. Duke, 12/3	3-Point FG Attempts	6, Savannah State, 12/17	27, at Ole Miss, 1/4
			6, at Clemson, 11/16	
.500 (6-12) vs. Wofford, 11/19	.100 (1-10) vs. CofC, 12/5	3-Point FG Percentage	.000 (0-6), Savannah St., 12/17	.615 (8-13), at Missouri, 1/7
24 at Maryland, 11/13	7 at Temple, 12/21	Free Throws Made	5, Western Carolina, 11/30	25, at Maryland, 11/13
	7 vs. Duke, 12/3			
	7 at Clemson, 11/16			
33 at Maryland, 11/13	15 at Temple, 12/21	Free Throw Attempts	10, Texas A&M, 12/31	29, at Maryland, 11/13
	15 vs. Duke, 12/3		10, Duke, 12/3	
.880 (22-25) vs. Rutgers, 11/24	.412 (7-17) at Clemson, 11/16	FT Percentage	.385 (5-13), W. Carolina, 11/30	.933 (14-15), Wofford, 11/19
52 vs. CofC, 12/5	26 at Missouri, 1/7	Rebounds	22, Western Carolina, 11/30	46, at Temple, 12/21
24 at Ole Miss, 1/4	4 vs. Tennessee, 1/14	Assists	2, Savannah State, 12/17	20, at Missouri, 1/7
21 vs. Alabama State, 11/10	2 vs. St. John's, 11/25	Steals	0, at Temple, 12/21	11, CofC, 12/5
13 at Temple, 12/21	3 vs. Tennessee, 1/14	Blocked Shots	0, at Temple, 12/21	7, at Clemson, 11/16
	3 vs. Duke, 12/3		0, Savannah State, 12/17	
20 vs. Auburn, 1/11	5 at Ole Miss, 1/4	Turnovers	11, Texas A&M, 12/31	29, Alabama State, 11/10
26 at Missouri, 1/7	9 vs. Duke, 12/3	Fouls	16, at Temple, 12/21	29, at Maryland, 11/13

2017-18 Team High/Low -- SEC Games Only

South Carolina Highs	South Carolina Lows	Category	Opponent Lows	Opponent Highs
88 at Ole Miss, 1/4	61 vs. Texas A&M, 12/31	Points in Game	59, Texas A&M, 12/31	86, Tennessee, 1/14
53 at Ole Miss (1st), 1/4	27 vs. Texas A&M (1st), 12/31	Points in a Half	25, Auburn (1st), 1/11	48, at Missouri (2nd), 1/7
			25, Texas A&M (1st), 12/31	
30 vs. Auburn (1st), 1/11	7 vs. Texas A&M (2nd), 12/31	Points in a Quarter	10, Auburn (1st), 1/11	25, Tennessee (3rd), 1/14
			10, at Ole Miss (1st), 1/4	25, at Missouri (3rd), 1/7
			10, Texas A&M (4th), 12/31	
31 at Ole Miss, 1/4	24 vs. Texas A&M, 12/31	Field Goals Made	22, Auburn, 1/11	31, Tennessee, 1/14
			22, at Ole Miss, 1/4	
68 at Ole Miss, 1/4	54 vs. Tennessee, 1/14	Field Goal Attempts	48 at Missouri, 1/7	69, Texas A&M, 12/31
.511 (25-49) vs. Auburn, 1/11	.406 (26-64) vs. Tennessee, 1/14	FG Percentage	.348 (24-69), Texas A&M, 12/31	.564 (31-55), Tennessee, 1/14
7 at Ole Miss, 1/4	3 vs. Texas A&M, 12/31	3-Point FG Made	3, Auburn, 1/11	8, at Missouri, 1/7
				8, at Ole Miss, 1/4
20 at Ole Miss, 1/4	9 vs. Texas A&M, 12/31	3-Point FG Attempts	11, Auburn, 1/11	27, at Ole Miss, 1/4
.357 (5-14) vs. Auburn, 1/11	.267 (4-15) vs. Tennessee, 1/14	3-Point FG Percentage	.273 (3-11), Auburn, 1/11	.615 (8-13), at Missouri, 1/7
19 at Ole Miss, 1/4	10 vs. Texas A&M, 12/31	Free Throws Made	6, Texas A&M, 12/31	21, at Missouri, 1/7
24 at Ole Miss, 1/4	18 vs. Texas A&M, 12/31	Free Throw Attempts	10, Texas A&M, 12/31	28, Tennessee, 1/14
				28, at Missouri, 1/7
.792 (19-24) at Ole Miss, 1/4	.556 (10-18) vs. Texas A&M, 12/31	FT Percentage	.600 (6-10), Texas A&M, 12/31	.800 (16-20), Auburn, 1/11
45 at Ole Miss, 1/4	26 at Missouri, 1/7	Rebounds	30, Auburn, 1/11	41, Tennessee, 1/14
			30, at Ole Miss, 1/4	
24 at Ole Miss, 1/4	4 vs. Tennessee, 1/14	Assists	6, Auburn, 1/11	20, at Missouri, 1/7
11 vs. Tennessee, 1/14	4 vs. Texas A&M, 12/31	Steals	2, at Missouri, 1/7	10, Auburn, 1/11
9 vs. Auburn, 1/11	3 vs. Tennessee, 1/14	Blocked Shots	2, Auburn, 1/11	5, Tennessee, 1/14
			2, at Missouri, 1/7	
20 vs. Auburn, 1/11	5 at Ole Miss, 1/4	Turnovers	11, Texas A&M, 12/31	18, Tennessee, 1/14
			11, at Ole Miss, 1/4	18, at Missouri, 1/7
26 at Missouri, 1/7	13 vs. Auburn, 1/11	Fouls	17, Tennessee, 1/14	20, at Missouri, 1/7
	13 vs. Texas A&M, 12/31		17, at Ole Miss, 1/4	

2017-18 Individual Superlatives

Category	South Carolina	Opponent
Points in Game	34 by A'ja Wilson vs. Notre Dame, 11/26	36 by Chennedy Carter, Texas A&M, 12/31
Points in a Half	29 by A'ja Wilson vs. Notre Dame, 11/26	27 by Kaila Charles, at Maryland (2nd), 11/13
Points in a Quarter	18 by A'ja Wilson vs. Notre Dame (4th), 11/26	19 by Chennedy Carter, Texas A&M (3rd), 12/31 19 by Kaila Charles, at Maryland (4th), 11/13
Field Goals Made	13 by A'ja Wilson Western Carolina, 11/30	15 by Chennedy Carter, Texas A&M, 12/31
Field Goal Attempts	21 by Tyasha Harris vs. Tennessee, 1/14	37 by Chennedy Carter, Texas A&M, 12/31
FG Percentage	.833 (5-6) by Alexis Jennings vs. Wofford, 11/19	.778 (7-9) by Erin Mathias, Duke, 12/3
3-Point FG Made	6 by Lindsey Spann at Clemson, 11/16	4 by Madinah Muhammad, at Ole Miss, 1/4 4 by Chennedy Carter, Texas A&M, 12/31 4 by Da'Ja Green, Wofford, 11/19 4 by Blair Watson, at Maryland, 11/13
3-Point FG Attempts	11 by Lindsey Spann vs. Notre Dame, 11/26	11 by Shelby Gibson, at Ole Miss, 1/4
3-Point FG Percentage	.857 (6-7) by Lindsey Spann at Clemson, 11/16	.750 (3-4) by Amber Smith, at Missouri, 1/7
Free Throws Made	15 by A'ja Wilson vs. Rutgers, 11/24	14 by Kaila Charles, at Maryland, 11/13
Free Throw Attempts	18 by A'ja Wilson at Maryland, 11/13	15 by Kaila Charles, at Maryland, 11/13
FT Percentage	1.000 (7-7) by M. Herbert Harrigan vs. Savannah St., 12/17 1.000 (7-7) by Tyasha Harris at Maryland, 11/13	1.000 (4-4) by Kaylee Allen, Savannah State, 12/17 1.000 (4-4) by Alisha Kebbe, vs. St. John's, 11/25 1.000 (4-4) by Chloe Wanink, Wofford, 11/19 1.000 (4-4) by Kristen Confroy, at Maryland, 11/13
Rebounds	17 by A'ja Wilson vs. St. John's, 11/25	16 by Anriel Howard, Texas A&M, 12/31
Assists	12 by Tyasha Harris vs. Savannah State, 12/17	10 by Tiana England, vs. St. John's, 11/25
Steals	6 by Tyasha Harris vs. Savannah State, 12/17 6 by Tyasha Harris vs. Western Carolina, 11/30	5 by Darien Huff, CoFC, 12/5
Blocked Shots	8 by A'ja Wilson at Temple, 12/21	4 by Brianna Fraser, at Maryland, 11/13
Turnovers	6 by Tyasha Harris vs. Auburn, 1/11	9 by Kaylee Allen, Savannah State, 12/17

2017-18 Individual Superlatives -- SEC Games Only

Category	South Carolina	Opponent
Points in Game	28 by Tyasha Harris vs. Tennessee, 1/14	36 by Chennedy Carter, Texas A&M, 12/31
Points in a Half	17 at A'ja Wilson at Ole Miss (2nd), 1/4	23 by Chennedy Carter, Texas A&M (2nd), 12/31
Points in a Quarter	10 by Alexis Jennings at Missouri (3rd), 1/7 10 by A'ja Wilson at Ole Miss (3rd), 1/4 10 by A'ja Wilson vs. Texas A&M (4th), 12/31	11 by Madina Muhammad, at Ole Miss (3rd), 1/4
Field Goals Made	10 by A'ja Wilson at Ole Miss, 1/4	15 by Chennedy Carter, Texas A&M, 12/31
Field Goal Attempts	21 by Tyasha Harris vs. Tennessee, 1/14	37 by Chennedy Carter, Texas A&M, 12/31
FG Percentage	.800 (4-5) by LeLe Grissett vs. Tennessee, 1/14	.900 (9-10) by Sophie Cunningham, at Missouri, 1/7
3-Point FG Made	3 by Tyash Harris vs. Tennessee, 1/14 3 by Lindsey Spann at Missouri, 1/7 3 by Bianca Jackson at Missouri, 1/7 3 by Victoria Patrick at Ole Miss, 1/4	4 by Madinah Muhammad, at Ole Miss, 1/4 4 by Chennedy Carter, Texas A&M, 12/31
3-Point FG Attempts	10 by Lindsey Spann at Missouri, 1/7	11 by Shelby Gibson, Ole Miss, 1/4
3-Point FG Percentage	.600 (3-5) by Bianca Jackson at Missouri, 1/7 .600 (3-5) by Victoria Patrick at Ole Miss, 1/4	.750 (3-4) by Amber Smith, at Missouri, 1/7
Free Throws Made	7 by Tyasha Harris vs. Tennessee, 1/14 7 by A'ja Wilson vs. Auburn, 1/11	11 by Jaime Nared, Tennessee, 1/14 11 by Janiah McKay, Auburn, 1/11
Free Throw Attempts	10 by Tyasha Harris vs. Tennessee, 1/14 10 by A'ja Wilson vs. Auburn, 1/11	13 by Janiah McKay, Auburn, 1/11
FT Percentage	1.000 (6-6) by Doniyah Cliney at Ole Miss, 1/4	.917 (11-12) by Jaime Nared, Tennessee, 1/14
Rebounds	15 by A'ja Wilson at Ole Miss, 1/4 15 by A'ja Wilson vs. Texas A&M, 12/31	16 by Anriel Howard, Texas A&M, 12/31
Assists	11 by Tyasha Harris vs. Auburn, 1/11	8 by Allisa Alston, at Ole Miss, 1/4
Steals	4 by Tyasha Harris vs. Tennessee, 1/14 4 by Tyasha Harris vs. Auburn, 1/11	4 by Jasmine Lumpkin, Texas A&M, 12/31
Blocked Shots	5 by A'ja Wilson Auburn, 1/11	3 by Mercedes Russell, Tennessee, 1/14
Turnovers	6 by Tyasha Harris vs. Auburn, 1/11	7 by Sophie Cunningham, at Missouri, 1/7

Gamecock Career Highs

Doniyah Cliney

Pts	16 vs. Texas A&M, 12/31/17
FG	7 vs. Texas A&M, 12/31/17
FGA	17 vs. Texas A&M, 12/31/17
FG %	1.000 (4-4) vs. Notre Dame, 11/26/17
3FG	2 vs. Notre Dame, 11/26/17
3FGA	4, 2x, last vs. Texas A&M, 12/31/17
3FG %	1.000 (2-2) vs. Notre Dame, 11/26/17
FT	4, 2x, last vs. Alabama State, 11/10/17
FTA	6, 3x, last at Ole Miss, 1/4/18
FT %	1.000 (6-6) at Ole Miss, 1/4/18
Reb	9 vs. Clemson, 12/15/16
Off Reb	5 vs. Western Carolina, 11/30/17
Blk	2 vs. Arizona State, 3/19/17
Stl	5 vs. Alabama State, 11/10/17
Asst	6, 2x, last at Kentucky, 2/2/17
Min	40 vs. Tennessee, 1/14/18

Bianca Cuevas-Moore

Pts	25 vs. Georgia, 1/12/17
FG	10 vs. Georgia, 1/12/17
FGA	17 vs. Georgia, 1/12/17
FG %	.833 (5-6) at Hampton, 12/17/14
3FG	5 at Auburn, 1/5/17
3FGA	7 at Duke, 12/4/16
3FG %	.833 (5-6) at Auburn, 1/5/17
FT	9 at Ole Miss, 2/1/15
FTA	11 at Ole Miss, 2/1/15
FT %	1.000 (6-6), 2x, last at Missouri, 2/19/17
Reb	6, 2x, last at Georgia, 1/26/17
Off Reb	3 vs. Alabama, 1/29/15
Blk	2, 2x, last vs. UConn, 2/8/16
Stl	6 at Texas A&M, 2/23/17
Asst	7 at Auburn, 1/5/17
Min	36, 2x, last at Texas A&M, 2/23/17

LeLe Grissett

Pts	10, 3x, last vs. Tennessee, 1/14/18
FG	5 at Clemson, 11/16/17
FGA	8 at Clemson, 11/16/17
FG %	.800 (4-5), 2x, last vs. Tennessee, 1/14/18
FT	4 vs. Alabama State, 11/10/17
FTA	8 vs. CofC, 12/5/17
FT %	.750 (3-4), 3x, last vs. Auburn, 1/11/18
Reb	8, 2x, last vs. Tennessee, 1/14/18
Off Reb	5, 2x, last vs. Tennessee, 1/14/18
Def Reb	4, 3x, last at Missouri, 1/7/18
Stl	4 vs. Alabama State, 11/10/17
Asst	3 vs. Savannah State, 12/17/17
Min	29 vs. Tennessee, 1/14/18

Tyasha Harris

Pts	28 vs. Tennessee, 1/14/18
FG	9 vs. Tennessee, 1/14/18
FGA	21 vs. Tennessee, 1/14/18
FG %	1.000 (3-3) vs. Kentucky, 2/26/17
3FG	3, 4x, last vs. Tennessee, 1/14/18
3FGA	8, 2x, last vs. Tennessee, 1/14/18
3FG %	.750 (3-4) vs. Minnesota, 12/11/16
FT	7, 2x, last vs. Tennessee, 1/14/18
FTA	10 vs. Tennessee, 1/14/18
FT %	1.000 (7-7) at Maryland, 11/13/17
Reb	6, 2x, last vs. Auburn, 1/11/18
Blk	2 vs. Auburn, 2/9/17
Stl	6, 2x, last vs. Savannah State, 12/17/17
Asst	12 vs. Savannah State, 12/17/17
Min	39 vs. Tennessee, 1/14/18

Mikiah Herbert Harrigan

Pts	21 vs. Savannah State, 12/17/17
FG	7, 3x, last vs. Savannah State, 12/17/17
FGA	11, 2x, last at Texas A&M, 2/23/17
FG %	1.000 (5-5) vs. Vanderbilt, 2/16/17
3FG	2, 2x, last at Temple, 12/21/17
FT	7 vs. Savannah State, 12/17/17
FTA	7, 2x, last vs. Savannah State, 12/17/17
FT %	1.000 (7-7) vs. Savannah State, 12/17/17
Reb	10 vs. Georgia, 3/3/17
Off Reb	4 vs. Hampton, 11/20/16
Def Reb	7, 2x, last vs. Wofford, 11/19/17
Blk	4, 2x, last vs. CofC, 12/5/17
Stl	2, 4x, last at Missouri, 1/7/18
Asst	2, 7x, at Temple, 12/21/17
Min	26 vs. Quinnipiac, 3/25/17

Bianca Jackson

Pts	16 at Temple, 12/21/17
FG	6 at Temple, 12/21/17
FGA	10 vs. Alabama State, 11/10/17
FG %	.750 (6-8) at Temple, 12/21/17
3FG	4 at Temple, 12/21/17
3FGA	6 at Temple, 12/21/17
3FG %	.667 (4-6) at Temple, 12/21/17
FT	3 at Missouri, 1/7/18
FTA	4 at Missouri, 1/7/18
FT %	1.000 (2-2), 4x, last vs. Tennessee, 1/14/18
Reb	10 vs. CofC, 12/5/17
Off Reb	2, 6x, last at Ole Miss, 1/4/18
Blk	2 vs. Alabama State, 11/10/17
Stl	3 vs. Savannah State, 12/17/17
Asst	7 at Clemson, 11/16/17
Min	35 vs. Texas A&M, 12/31/17

Alexis Jennings

Pts	28 vs. Morehead State, 11/18/15*
Pts (SC)	25 vs. St. John's, 11/25/17
FG	12 vs. Morehead State, 11/18/15*
FG (SC)	10 vs. St. John's, 11/25/17
FGA	15 vs. St. John's, 11/25/17
FG %	.833 (5-6) vs. Wofford, 11/19/17
FT	8 vs. Tennessee State, 12/28/14*
FT (SC)	5, 2x, last vs. Western Carolina, 11/30/17
FTA	12 vs. Tennessee State, 12/28/14*
FTA (SC)	8 vs. Duke, 12/3/17
FT %	1.000 (4-4) at Ole Miss, 1/4/18
Reb	16 vs. Texas A&M, 2/28/16*
Reb (SC)	13, 2x, last vs. Savannah State, 12/17/17
Off Reb	8 vs. Duke, 12/3/17
Def Reb	12 vs. Texas A&M, 2/28/16*
Def Reb (SC)	11 vs. Savannah State, 12/17/17
Blk	6 vs. Oklahoma, 3/21/16*
Blk (SC)	3 vs. Texas A&M, 12/31/17
Stl	3, 3x, last at Ole Miss, 1/4/18 (includes 1 game while at Kentucky)
Asst	3 at Ole Miss, 1/4/18
Min	33, 4x, last at Ole Miss, 1/4/18 (includes 2 games while at Kentucky)

*indicates career high set at Kentucky

Victoria Patrick

Pts	11 at Ole Miss, 1/4/18
FG	3 at Ole Miss, 1/4/18
FGA	9 vs. Savannah State, 12/17/17
FG %	.600 (3-5) at Ole Miss, 1/4/18
3FG	3 at Ole Miss, 1/4/18
3FGA	9 vs. Savannah State, 12/17/17
3FG %	.600 (3-5) at Ole Miss, 1/4/18
FT	2 at Ole Miss, 1/4/18
FTA	3 at Savannah State, 12/21/16
FT %	1.000 (2-2) at Ole Miss, 1/4/18
Reb	2, 6x, last at Ole Miss, 1/4/18
Stl	2 vs. Saint Peter's, 11/22/16
Asst	2 at Savannah State, 12/21/16
Min	21, 3x, last vs. Savannah State, 12/17/17

Lindsey Spann

Pts	31 vs. Saint Peter's, 11/13/16^
Pts (SC)	20 at Clemson, 11/16/17
FG	13 vs. Saint Peter's, 11/13/16^
FG (SC)	7 at Clemson, 11/16/17
FGA	14 vs. Notre Dame, 11/26/17
FG %	.778 (7-9) at Clemson, 11/16/17
3FG	7 at Minnesota, 1/3/16^
3FG (SC)	6 at Clemson, 11/16/17
3FGA (SC)	11 vs. Notre Dame, 11/26/17
3FG %	.857 (6-7) at Clemson, 11/16/17
FT	8 vs. Sacred Heart, 12/20/15^
FT (SC)	2 at Maryland, 11/13/17
FTA (SC)	2, 3x, last vs. Notre Dame, 11/26/17
FT %	1.000 (2-2) at Maryland, 11/13/17
Reb	9, 2x, last vs. Marshall, 12/3/16^
Reb (SC)	5 at Maryland, 11/13/17
Asst	8, 2x, last vs. Wofford, 11/19/17 (includes 1 game while at Penn State)
Min	45 vs. Purdue, 1/30/16^
Min (SC)	39 vs. Notre Dame, 11/26/17

^indicates career high set at Penn State

LaDazia Williams

Pts	11 vs. Western Carolina, 11/30/17
FG	4 vs. Western Carolina, 11/30/17
FGA	5, 2x, last vs. Western Carolina, 11/30/17
FG %	.800 (4-5) vs. Western Carolina, 11/30/17
3FG	2 vs. Western Carolina, 11/30/17
3FGA	2 vs. Western Carolina, 11/30/17
3FG %	1.000 (202) vs. Western Carolina, 11/30/17
FTA	4 vs. Alabama State, 11/10/17
Reb	8 vs. Western Carolina, 11/30/17
Off Reb	2 vs. Western Carolina, 11/30/17
Def Reb	6 vs. Western Carolina, 11/30/17
Blk	2 vs. Alabama State, 11/10/17
Min	19 vs. Western Carolina, 11/30/17

A'ja Wilson

Pts	34 vs. Notre Dame, 11/26/17
FG	13 vs. Western Carolina, 11/30/17
FGA	20, 3x, last vs. Texas A&M, 12/31/17
FG %	.875 (7-8) vs. Maine, 11/21/16
FT	15 vs. Rutgers, 11/24/17
FTA	18 at Maryland, 11/13/17
FT %	1.000 (14-14) vs. Hampton, 11/20/16
Reb	19, 2x, last vs. Stanford, 3/31/17
Off Reb	8, 2x, last at Maryland, 11/13/17
Def Reb	16 vs. St. John's, 11/25/17
Blk	8, 3x, last at Temple, 12/21/17
Stl	5 vs. Vanderbilt, 2/16/17
Asst	5, 2x, last vs. Notre Dame, 11/26/17
Min	39, 2x, last vs. Notre Dame, 11/26/17

The Last Time...

Individual

Scored 50 Points

South Carolina 51, Jocelyn Penn vs. Stetson, 1/4/03
Opponent Never

Scored 40 Points

South Carolina 51, Jocelyn Penn vs. Stetson, 1/4/03
Opponent 46, Cornelia Gayden, LSU, 1/14/95

Scored 30 Points

South Carolina 34, A'ja Wilson vs. Notre Dame, 11/26/17
Opponent 36, Chennedy Carter, Texas A&M, 12/31/17

Grabbed 20 Rebounds

South Carolina 25, Kelsey Bone vs. Boston University, 12/28/09
Opponent 22, Monique Billings, UCLA, 12/18/16

Grabbed 15 Rebounds

South Carolina 15, A'ja Wilson at Ole Miss, 1/4/18
Opponent 16, Anriel Howard, Texas A&M, 12/31/17

Two Players with 20 or More Points

South Carolina A'ja Wilson 26/Mikiah Herbert Harrigan 21 vs. Savannah State, 12/17/17
Opponent Sophie Cunningham 27/Amber Smith 20 at Missouri, 1/7/18

Two Players with 10 or More Rebounds

South Carolina A'ja Wilson 15/Bianca Jackson 10 vs. CofC, 12/5/17
Opponent Erica McCall 14/Alanna Smith 12 vs. Stanford, 3/31/17

Had 10 Assists

South Carolina 11, Tyasha Harris vs. Auburn, 1/11/18
Opponent 10, Curtyce Knox, at Texas A&M, 2/23/17

Had Five Steals

South Carolina 6, Tyasha Harris vs. Savannah State, 12/17/17
Opponent 5, Leaonna Odom, at Duke, 12/4/16

Had Five Blocked Shots

South Carolina 5, A'ja Wilson vs. Auburn, 1/11/18
Opponent 6, Kelsey Lang, at Texas, 12/1/16

Had a Double-Double

South Carolina A'ja Wilson (19 pts/11 rebs) / Tyasha Harris (14 pts/10 assts) vs. Auburn, 1/11/18
Opponent Mercedes Russell (16 pts/12 rebs) vs. Tennessee, 1/14/18

Two Players had a Double-Double

South Carolina A'ja Wilson (19 pts/11 rebs) / Tyasha Harris (14 pts/10 assts) vs. Auburn, 1/11/18
Opponent Erica McCall (14 pts/14 rebs)/Alanna Smith (14 pts/2 rebs) vs. Stanford, 3/31/17

Three Players had a Double-Double

South Carolina Ashley Bruner (16 pts/12 rebs)/Aleighsa Welch (16 pts/ 11 rebs)/Elem Ibiam (12 pts/10 rebs) vs. Kansas, 3/25/13
Opponent Merlakia Jones (26 pts/10 rebs)/Takilya Davis (19 pts/13 rebs)/DeLisha Milton (14 pts/15 rebs), at Florida, 2/20/94

Had a Triple-Double

South Carolina Alaina Coates (29 pts/16 rebs/10 blks) vs. Winthrop, 12/13/15
Opponent Never

Team

Scored 100 Points

South Carolina 101 vs. Western Carolina, 11/30/17
Opponent 103, Clemson, 11/21/03

Won by 30 or More Points

South Carolina 99-38 (61) vs. Savannah State, 12/17/17
Opponent 66-34 (32), Georgia, 3/4/11

Shot 65% or Better from the Field

South Carolina .652 (45-69) vs. East Tennessee State, 12/19/00
Opponent Never

Shot 60% or Better from the Field

South Carolina .610 (36-59) vs. Quinnipiac, 3/25/17
Opponent .604 (29-48), Vanderbilt, 1/18/01

Shot 50% or Better from the Field

South Carolina .510 (25-49) vs. Auburn, 1/11/18
Opponent .564 (31-55), Tennessee, 1/14/18

No Players in Double-Figure Points

South Carolina at Auburn, 1/19/12
Opponent vs. Western Carolina, 11/30/17

Five Players in Double-Figure Points

South Carolina at Missouri, 1/7/18
Opponent Tennessee, 1/14/18

More Than Five Players in Double-Figure Points

South Carolina 6 vs. Wofford, 11/19/17
Opponent 6 at Georgia, 2/13/03

Faced AP Top-25 Opponent

Win 72-52 vs. No. 14 Duke, 12/3/17
Loss 74-83 at No. 15 Missouri, 1/7/18

Faced AP Top-10 Opponent

Win 61-59 vs. No. 22 Texas A&M, 12/31/17
Loss 70-86 vs. No. 6 Tennessee, 1/14/18

Faced AP Top-5 Opponent

Win 64-61 vs. No. 4 Mississippi State, 1/23/17
Loss 65-66 vs. No. 2 Notre Dame, 4/5/15

Faced AP No. 1 Team

Win Never
Loss 55-66 at No. 1 UConn, 2/13/17

Overtime Game

Win 58-55 vs. Drexel, 11/28/12
Loss 65-57 at Texas A&M, 1/16/14

Double-Overtime Game

Win 92-91 at Florida State, 2/4/91
Loss 92-94 at Clemson, 11/19/09

South Carolina Was Ranked (AP Poll)

No. 1 2/9/15
Top 5 No. 4, 1/1/18
Top 10 No. 10, 1/15/18
Top 25 No. 13, 12/30/13

South Carolina Single-Quarter Records

Italics indicates set in 2017-18

TEAM

Scoring

Most	Points
1. vs. Saint Peter's, 11/22/16, 1st qtr.	37
2. vs. Arkansas, 1/3/16, 2nd qtr.	35
3. vs. Minnesota, 12/11/16, 2nd qtr.	33
4. vs. Hampton, 11/20/16, 2nd qtr.	32
5. vs. Quinnipiac, 3/25/17, 3rd qtr.	31

Fewest

Fewest	Points
1. vs. St. John's, 11/25/17, 2nd qtr.	6
vs. Stanford, 3/31/17, 2nd qtr.	6
vs. UCLA, 12/18/16, 1st qtr.	6
4. vs. Texas A&M, 12/31/17, 2nd qtr.	7
at Clemson, 11/16/17, 4th qtr.	7
at Mississippi State, 1/24/16, 1st qtr.	7

Fewest Allowed

Fewest Allowed	Points
1. vs. Savannah State, 12/17/17, 3rd qtr.	3
2. vs. CofC, 12/5/17, 2nd qtr.	4
at Clemson, 11/16/17, 1st qtr.	4
vs. Alabama State, 11/10/17, 4th qtr.	4
4 other times	4

Most Allowed

Most Allowed	Points
1. at Maryland, 11/13/17, 4th qtr.	32
vs. Kentucky, 2/26/17, 4th qtr.	32
3. vs. Syracuse, 3/25/16, 4th qtr.	30
4. vs. Notre Dame, 11/26/17, 4th qtr.	26
vs. Ohio State, 11/13/15, 1st qtr.	26

Margin of Difference

Lead	Score	Margin
1. vs. Arkansas, 1/3/16, 2nd qtr.	35-9	+26
2. vs. Saint Peter's, 11/22/16, 1st qtr.	37-12	+25
3. at Auburn, 1/5/17, 1st qtr.	29-6	+23
4. vs. Alabama St., 11/10/17, 2nd qtr.	27-5	+22
vs. Arkansas, 1/3/16, 3rd qtr.	29-7	+22

Deficit

Deficit	Score	Margin
1. vs. Syracuse, 3/25/16, 4th qtr.	16-30	-14
2. vs. Notre Dame, 11/26/17, 2nd qtr.	10-23	-13
3. at Maryland, 11/13/17, 4th qtr.	21-32	-11
vs. Stanford, 3/31/17, 2nd qtr.	17-6	-11
vs. UConn, 2/8/16, 3rd qtr.	8-19	-11
at Texas A&M, 1/31/16, 2nd qtr.	8-19	-11

Field Goals

Made	FGM
1. vs. Saint Peter's, 11/22/16, 1st qtr.	15
2. vs. Notre Dame, 11/26/17, 4th qtr.	14
vs. Arkansas, 1/3/16, 2nd qtr.	14
4. vs. Quinnipiac, 3/25/17, 3rd qtr.	13
vs. Kentucky, 3/4/17, 1st qtr.	13

Attempts

Attempts	FGA
1. vs. CofC, 12/5/17, 1st qtr.	22
at Auburn, 1/5/17, 1st qtr.	22
3. at Ole Miss, 1/4/18, 1st qtr.	21
at Temple, 12/21/17, 1st qtr.	21
vs. Notre Dame, 11/26/17, 4th qtr.	21
vs. Alabama St., 11/10/17, 2nd qtr.	21
vs. Vanderbilt, 2/16/17, 1st qtr.	21
vs. Tennessee, 1/30/17, 1st	21
vs. Minnesota, 12/11/16, 1st qtr.	21
vs. Saint Peter's, 11/22/16, 1st qtr.	21
vs. Kentucky, 3/5/16, 1st qtr.	21
vs. Ole Miss, 1/28/16, 1st qtr.	21
vs. Ohio State, 11/13/15, 4th qtr.	21

Highest Percentage

Highest Percentage	FGM-A	Pct
1. vs. Kentucky, 3/5/16, 4th qtr.	11-13	.846
2. vs. Quinnipiac, 3/25/17, 3rd qtr.	13-16	.813
3. vs. Hampton, 12/16/15, 3rd qtr.	8-10	.800
4. vs. LSU, 2/28/16, 2nd qtr.	7-9	.778
5. at Clemson, 11/18/15, 3rd qtr.	9-12	.750

Lowest Percentage

Lowest Percentage	FGM-A	Pct
1. vs. Georgia, 1/12/17, 2nd qtr.	1-12	.083
2. vs. UCLA, 12/18/16, 1st qtr.	2-15	.133
3. vs. Stanford, 3/31/17, 2nd qtr.	2-14	.143
4. vs. UConn, 2/8/16, 3rd qtr.	3-17	.176
5. vs. Texas A&M, 12/31/17, 2nd qtr.	2-11	.182
vs. Georgia, 2/18/16, 1st qtr.	2-11	.182
at Mississippi State, 1/24/16, 1st qtr.	2-11	.182

Lowest Percentage Allowed

Lowest Percentage Allowed	FGM-A	Pct
1. vs. CofC, 12/5/17, 2nd qtr.	1-18	.056
vs. St. John's, 11/25/17, 1st qtr.	1-17	.059
3. vs. Vanderbilt, 2/16/17, 4th qtr.	1-16	.063
4. vs. UNC Asheville, 3/17/17, 3rd qtr.	1-15	.067
5. vs. Alabama St., 11/10/17, 4th qtr.	1-14	.071
at Florida, 1/8/17, 2nd qtr.	1-14	.071

Highest Percentage Allowed

Highest Percentage Allowed	FGM-A	Pct
1. at LSU, 1/15/17, 2nd qtr.	9-12	.750
2. vs. Tennessee, 1/14/18, 2nd qtr.	8-11	.727
vs. Quinnipiac, 3/25/17, 2nd qtr.	8-11	.727
4. at Missouri, 1/7/18, 4th qtr.	5-7	.714
5. vs. Auburn, 1/11/18, 3rd qtr.	7-10	.700

Rebounding

Total	Rebs
1. at Ohio state, 11/14/16, 1st qtr.	20
2. vs. CofC, 12/5/17, 1st qtr.	19
3. vs. Western Carolina, 11/30/17, 2nd qtr.	18
vs. Clemson, 12/15/16, 2nd qtr.	18
vs. Kansas State, 3/20/16, 3rd qtr.	18
at Alabama, 2/22/16, 4th qtr.	18

Margin

Margin	Rebs	Margin
1. at Alabama, 2/22/16, 4th qtr.	18-3	+15
2. vs. Clemson, 12/15/16, 2nd qtr.	18-4	+14
3. vs. CofC, 12/5/17, 1st qtr.	19-6	+13
vs. Saint Peter's, 11/22/16, 1st qtr.	16-3	+13
vs. Hampton, 12/16/15, 4th qtr.	15-2	+13

INDIVIDUAL

Scoring

Most	Points
1. Kaela Davis at Auburn, 1/5/17, 1st qtr.	19
2. A'ja Wilson vs. Notre Dame, 11/26/17, 4th qtr.	18
3. Kaela Davis vs. Quinnipiac, 3/25/17, 3rd qtr.	15
Tina Roy vs. Arkansas, 1/3/16, 3rd qtr.	15
5. Kaela Davis vs. Minnesota, 12/11/16, 2nd qtr.	14
Tina Roy vs. Syracuse, 3/25/16, 2nd qtr.	14

Rebounding

Most	Rebs
1. Alaina Coates at Arkansas, 2/5/17, 1st qtr.	9
Alaina Coates at Georgia, 1/26/17, 2nd qtr.	9
3. A'ja Wilson vs. Stanford, 3/31/17, 3rd qtr.	8
A'ja Wilson vs. Mississippi State, 3/5/17, 4th qtr.	8
Alaina Coates vs. Georgia, 1/12/17, 1st qtr.	8
A'ja Wilson at Florida, 1/8/17, 2nd qtr.	8
A'ja Wilson vs. UCLA, 12/18/16, 4th qtr.	8
Alaina Coates vs. Louisville, 11/27/16, 3rd qtr.	8
Alaina Coates vs. Hampton, 11/20/16, 3rd qtr.	8
Alaina Coates vs. Ole Miss, 1/28/16, 2nd qtr.	8

Staley Era Team Records

Italics indicates set in 2017-18

Scoring

Most	Points
1. vs. Savannah State, 12/14/14	111
2. at Alabama, 1/8/15	102
3. vs. <i>Western Carolina, 11/30/17</i>	101
4. vs. Quinnipiac, 3/25/17	100
5. vs. <i>Savannah State, 12/17/17</i>	99
vs. <i>Alabama State, 11/10/17</i>	99
vs. Clemson, 11/20/14	99
vs. Ole Miss, 1/30/14	99
vs. Charleston Southern, 11/9/13	99

Fewest	Points
1. at Stanford, 11/26/10	32
2. vs. Georgia, 3/4/11	34
3. vs. Mississippi State, 3/5/09	39
4. at Georgia, 1/13/13	40
5. at Mississippi State, 2/26/09	41

Fewest Allowed	Points
1. vs. South Carolina State, 12/14/11	21
2. vs. Presbyterian, 11/27/11	24
3. vs. NC Central, 12/1/14	26
vs. SC State, 12/22/13	26
5. vs. NC Central, 12/2/13	27

Most Allowed	Points
1. at Clemson, 11/19/09	94
2. vs. North Carolina, 12/20/09	93
3. vs. <i>Notre Dame, 11/26/17</i>	92
vs. Kentucky, 2/26/17	87
at Connecticut, 2/9/15	87

Margin of Outcome

Victory	Score	Margin
1. vs. Charleston Southern, 11/8/13	99-29	+70
2. vs. <i>Alabama State, 11/10/17</i>	99-31	+68
vs. NC Central, 12/1/14	90-26	+64
4. vs. Savannah State, 12/14/14	111-49	+62
5. vs. <i>Savannah State, 12/17/17</i>	99-38	+61

Defeat	Score	Margin
1. at Stanford, 11/26/10	32-70	-38
2. vs. Georgia, 3/4/11	34-66	-32
3. vs. Stanford, 12/19/08	47-78	-31
4. at Penn State, 11/21/10	48-78	-30
5. vs. Connecticut, 12/28/08	48-77	-29

Field Goals

Made	FGM
1. vs. <i>Savannah State, 12/17/17</i>	39
vs. <i>Western Carolina, 11/30/17</i>	39
vs. Charleston Southern, 11/8/13	39
4. vs. Minnesota, 12/11/16	38
vs. Savannah State, 12/14/14	38
vs. Clemson, 11/20/14	38

Attempts	FGA
1. vs. Penn State, 11/20/11	76
2. at Clemson, 11/19/09	74
3. vs. Tennessee, 1/20/11	73
4. vs. <i>Alabama State, 11/10/17</i>	72
4 other games	72

Highest Percentage (Min. 40 FGA)	FGM-A	Pct
1. vs. Savannah State, 3/20/15	34-53	.642
2. at Alabama, 1/8/15	37-58	.638
3. vs. Kentucky, 2/26/17	34-55	.618
4. vs. Florida State, 3/29/15	30-49	.612
5. vs. Quinnipiac, 3/25/17	36-59	.610

Lowest Percentage (Min. 40 FGA)	FGM-A	Pct
1. at Stanford, 11/26/10	12-55	.218
2. vs. Georgia, 3/4/11	12-52	.231
3. at Florida, 1/20/13	15-64	.234
4. at Kentucky, 2/5/09	13-55	.236
5. at Georgia, 1/2/11	13-54	.241

Lowest %age Allowed (Min. 40 FGA)	FGM-A	Pct
1. vs. South Carolina State, 12/14/11	6-48	.125
2. vs. NC Central, 12/2/13	8-50	.160
3. vs. Charleston Southern, 11/8/13	10-54	.185
4. vs. Arkansas, 3/6/15	11-57	.193
vs. Hampton, 11/22/12	11-57	.193

Highest %age Allowed (Min. 40 FGA)	FGM-A	Pct
1. vs. Connecticut, 12/28/08	35-62	.565
vs. Florida, 1/9/11	26-46	.565
3. vs. <i>Tennessee, 1/14/18</i>	31-55	.564
4. at <i>Missouri, 1/7/18</i>	27-48	.563
5. vs. Xavier, 11/12/10	34-61	.557

3-Point Field Goals

Made	3FGM
1. vs. Minnesota, 12/11/16	16
2. at Auburn, 1/5/17	14
3. vs. Kentucky, 3/5/16	12
4. vs. Arkansas, 1/3/16	11
at Alabama, 1/8/15	11

Attempts	3FGA
1. vs. Minnesota, 12/11/16	33
2. vs. Syracuse, 3/25/16	32
3. vs. Penn State, 11/20/11	29
4. at Auburn, 1/5/17	28
vs. College of Charleston, 11/14/13	28
vs. North Carolina, 12/19/10	28

Percentage (Min. 5 3FGA)	3FGM-A	Pct
1. vs. Oregon State, 3/25/14	4-6	.667
vs. Ole Miss, 1/30/14	4-6	.667
vs. Savannah State, 12/28/13	4-6	.667
vs. Western Carolina, 12/29/12	6-9	.667
at Alabama, 1/10/10	8-12	.667
vs. Charlotte, 12/21/08	8-12	.667

Free Throws

Made	FTM
1. vs. Savannah State, 12/14/14	34
vs. Oregon State, 3/25/14	34
3. vs. Missouri, 1/10/16	32
vs. Ole Miss, 1/30/14	32
at Mississippi State, 1/6/12	32

Attempts	FTA
1. at Mississippi State, 1/6/13	50
2. vs. Savannah State, 12/28/13	48
3. vs. Savannah State, 12/14/14	47
4. vs. Missouri, 2/2/14	46
5. vs. Seton Hall, 11/17/13	44
vs. South Carolina State, 12/21/12	44

Percentage (Min. 10 FTA)	FTM-A	Pct
1. vs. Quinnipiac, 3/25/17	18-19	.947
2. at Texas A&M, 2/23/17	15-16	.923
3. vs. Alabama, 1/19/14	10-11	.909
4. at Arkansas, 2/5/17	18-20	.900
5. vs. Auburn, 1/2/09	23-26	.885

Rebounding

Total	Rebs
1. vs. College of Charleston, 11/14/13	62
2. at Florida, 1/20/13	59
3. at Alabama, 2/22/16	58
4. vs. Hampton, 11/22/12	57
5. vs. Savannah State, 12/14/14	56

Margin	Rebs	Margin
1. vs. Savannah State, 12/14/14	56-21	+35
2. vs. Hampton, 12/16/15	52-19	+33
3. at Alabama, 2/7/13	53-24	+29
4. at Alabama, 2/22/16	58-31	+28
vs. Hampton, 12/17/14	48-21	+27

Offensive	Off. Rebs
1. vs. Elon, 11/9/12	29
2. vs. College of Charleston, 11/23/11	27
3. vs. Kansas, 3/25/13	26
at Florida, 1/20/13	26
5. vs. Savannah State, 11/15/12	25
vs. Penn State, 11/20/11	25
at Penn State, 11/21/10	25

Turnovers

Fewest	TOs
1. at Tennessee, 2/2/12	4
2. at <i>Ole Miss, 1/4/18</i>	5
vs. UNC Asheville, 3/17/17	5
vs. Vanderbilt, 2/16/17	5
vs. CSU Bakersfield, 11/28/15	5
at Clemson, 11/18/15	5
vs. Syracuse, 11/28/14	5
vs. Tennessee, 2/23/15	5
at Missouri, 2/28/13	5
vs. Georgia, 3/2/12	5
vs. Ole Miss, 3/3/11	5

Most	TOs
1. at Wake Forest, 12/3/08	32
2. at Ole Miss, 2/25/16	29
vs. Hampton, 11/22/12	29
vs. Kentucky, 1/15/12	29
4. at Kentucky, 1/13/11	28

Assists

1. vs. Minnesota, 12/11/16	29
2. vs. NC Central, 12/1/14	26
3. vs. Winthrop, 12/13/15	25
vs. UNCG, 11/15/15	25
vs. San Diego State, 11/23/14	25
vs. Clemson, 11/20/14	25
vs. Alabama, 1/19/14	25
vs. Charleston Southern, 11/8/13	25

Steals

1. vs. <i>Alabama State, 11/10/17</i>	21
vs. NC Central, 12/1/14	21
vs. Furman, 12/11/11	21
4. vs. San Diego State, 11/23/14	18
5. vs. Saint Peter's, 11/22/16	17
vs. Charleston Southern, 11/8/13	17

Blocked Shots

1. vs. Winthrop, 12/13/15	16
2. vs. Arkansas, 3/6/15	15
3. at Mississippi State, 2/6/14	14
vs. Kentucky, 1/9/14	14
5. at <i>Temple, 12/21/17</i>	13



Dawn Staley

Head Coach

10th Season at South Carolina

Virginia, 1992

When three-time Olympic gold medalist Dawn Staley took the reins of the University of South Carolina women's basketball program on May 10, 2008, the Gamecocks' stature immediately rose not just in the Southeastern Conference but on the national stage as well. Nine seasons later, Staley delivered on those expectations with the program's first NCAA National Championship in 2017. South Carolina has the fifth-longest streak of appearances in the Associated Press Top 25, hitting the 100-week mark on Dec. 25, 2017; and the Gamecocks boast six straight 25-win seasons, which include four SEC regular-season championships, three SEC Tournament titles, two NCAA Final Four appearances and three other Sweet 16 seasons, the program's first ever No. 1 national ranking and a school-record 34 wins in 2014-15. Staley's success has united every demographic in the state of South Carolina as the Gamecocks' fan base tripled over a span of three seasons, and three times led the nation in home attendance.

While her coaching career is blossoming, Staley is still recognized for her body of work as a one of the most decorated participants in United States women's basketball history. The Naismith Memorial Basketball Hall of Fame solidified her legacy with her enshrinement as part of the Class of 2013. The Phoenix Club of Philadelphia established the Dawn Staley Award recognizing the nation's top guard in women's Division I basketball in 2013 as well. Staley was inducted into the Women's Basketball Hall of Fame as part of the Class of 2012 and was one of the final nominees for induction to the U.S. Olympic Hall of Fame the same year. In the summer of 2011, the WNBA recognized her as one of the league's "Top 15," honoring the most influential players in the league's history.

In her 18th season as a head coach, Staley has amassed a 407-163 (.714) record, including her 235-83 (.739) slate in her 10th season at South Carolina. She has led her teams to eight 25-win seasons, a total of 13 postseason appearances and 76 weeks in the Associated Press top 10, including 12 in the No. 1 spot. Also a force in USA Basketball, she was named the U.S. Women's National Team head coach for 2017-20 after leading three other U.S. teams to gold medals – 2015 FIBA U19 World Cup, 2014 FIBA U18 Americas Cup, 2007 Pan Am Games – and serving as an assistant on the Senior National Team 2006-08 and again 2014-16, during which the U.S. claimed gold in the 2014 FIBA World Cup and the 2008 and 2016 Olympic Games.

At the helm of the Gamecocks over the last 10 seasons, Staley has been named National Coach of the Year, a Naismith National Coach of the Year Finalist three times, SEC Coach of the Year three times and BCA Female Coach of the Year. She became the fastest coach to 200 wins in program history, needing just 277 games at South Carolina to do it.

Under Staley's leadership, four Gamecocks have collected eight All-America selections, two have picked up four SEC Player of the Year honors, two have earned SEC Defensive Player of the Year recognition, one has been the SEC 6th Player of the Year and three were named SEC Freshman of the Year. She has coached 10 Gamecocks who earned All-SEC honors 21 times, including 11 first-team selections, and five Gamecocks have been selected in the WNBA Draft, including Alaina Coates who, as the No. 2 pick in 2017, became the highest pick in program history, and three others who earned WNBA All-Rookie Team honors.

On Staley's watch, the Gamecocks are enjoying the most sustained success in program history. After posting back-to-back 25-win seasons in 2011-12 and 2012-13 for the first time in more than 30 years, the 2014-15 team broke the school record with 34 wins. South Carolina won more SEC games than the season before in each of Staley's first seven seasons, culminating in the 2015-16 team recording just the second 16-0 conference record in league history. Staley's 97 SEC wins are more than any other Gamecock coach, accounting for 60.2 percent of the program's total 161 wins over its 26 seasons in the league. She has delivered the only SEC championships in program history, lifting that trophy four times in as many seasons, and she has helped the Gamecocks to six of the program's seven top-four finishes in the SEC. Off the court, Staley's Gamecocks have been active in the community and thriving in the classroom. Every student-athlete who completed her eligibility under Staley at South Carolina has graduated or is on track to graduate, and the team GPA has been over 3.0 for seven of the last eight semesters.

Year-by-Year Coaching Record

Year	School	Record	Conf. Rec.	Conf. Finish	Postseason
2000-01	Temple	19-11	11-5	2nd East	WNIT
2001-02	Temple	20-11	12-4	2nd East	A-10 Tourn. Champ./NCAA 1st Round
2002-03	Temple	14-15	9-7	2nd East	
2003-04	Temple	21-10	14-2	1st East	A-10 Tourn. Champ./NCAA 1st Round
2004-05	Temple	28-4	16-0	1st East*	A-10 Tourn. Champ./NCAA 2nd Round
2005-06	Temple	24-8	12-4	3rd	A-10 Tourn. Champ./NCAA 1st Round
2006-07	Temple	25-8	13-1	2nd	NCAA 2nd Round
2007-08	Temple	21-13	12-2	T-1st	NCAA 1st Round
2008-09	South Carolina	10-18	2-12	11th	
2009-10	South Carolina	14-15	7-9	T-7th	
2010-11	South Carolina	18-15	8-8	T-5th	WNIT 2nd Round
2011-12	South Carolina	25-10	10-6	T-4th	NCAA Sweet 16
2012-13	South Carolina	25-8	11-5	T-4th	NCAA 2nd Round
2013-14	South Carolina	29-5	14-2	1st	NCAA Sweet 16
2014-15	South Carolina	34-3	15-1	T-1st	SEC Tourn. Champ./NCAA Final Four
2015-16	South Carolina	33-2	16-0	1st	SEC Tourn. Champ./NCAA Sweet 16
2016-17	South Carolina	33-4	14-2	1st	SEC Tourn. Champ./NCAA Champ
2017-18	South Carolina	14-3	3-2		
Career	18th season	407-163	199-72		
At SC	10th season	235-83	100-47		

Coaching Highlights

College

- 12 NCAA Tournament Appearances (6 at South Carolina)
- NCAA National Champion (2017)
- 12 20-Win Seasons (6 at South Carolina)
- 5 Regular-Season Conference Titles (SEC 2014, 2015, 2016, 2017; A-10 2008)
- 7 Conference Tournament Titles (SEC 2015, 2016, 2017; A-10 2002, 2004, 2005, 2006)
- 3-time Naismith National Coach of the Year Finalist (2014, 2015, 2016)
- Basketball Times National Coach of the Year (2014)
- 4-time WBCA Region Coach of the Year (Region 3 2014, 2015, 2016; Region 1 2005)
- Five-time Conference Coach of the Year (SEC 2014, 2015, 2016; A-10 2004, 2005)
- Winningest head coach at both Temple and South Carolina

USA Basketball

- Senior National Team Head Coach (2017-20)
- Senior National Team Asst. Coach (2006-08, 2014-16) – Rio Olympics gold medal (2016), FIBA World Championship gold medal (2014), Beijing Olympics gold medal (2008), FIBA Americas Championship gold medal (2007), FIBA World Championship bronze medal (2006)
- U19 National Team Head Coach – FIBA U19 World Championship gold medal (2015)
- U18 National Team Head Coach – FIBA U18 Americas Championship gold medal (2014)
- Pan Am Games Head Coach – Gold medal (2007)

Playing Highlights

U.S. Professional – 11 seasons

- Five-time WNBA All-Star (2001, 2002, 2003, 2005, 2006)
- Two-time ABL All-Star (1997, 1998)
- WNBA All-Decade Team

USA Basketball

- Olympic gold medalist (1996, 2000, 2004)
- Flag bearer for U.S. in Olympic Games Opening Ceremony (2004)
- Two-time USA Basketball Female Athlete of the Year (1994, 2004)

College – Virginia (1989-92)

- Kodak All-America (1990, 1991, 1992)
- Honda-Broderick Cup Award for Collegiate Female Athlete of the Year (1991)
- Two-time ACC Player of the Year (1991, 1992)
- NCAA Tournament MOP (1991)

Other Notables

- Naismith Memorial Basketball Hall of Fame, Class of 2013
- Order of the Palmetto Recipient (2013)
- Women's Basketball Hall of Fame, Class of 2012



Official Basketball Box Score - Game Totals - Final Statistics
Alabama State vs #4/2 South Carolina



Alabama State 31 • 0-1

Table with 13 columns: #, Player, Total FG-FGA, Total 3-Ptr FG-FGA, FT-FTA, Rebounds Off Def Tot, PF, TP, A TO Blk Stl, Min. Rows include Stephens, Kayla; Calhoun, Tatayana; Pye, Kenya; Smith, Shamyiah; Hunt, Amber; Nelson, Aliyah; Lee, Courtney; Milner, Mya; Sapp, Nia; Gipson, Arleatha; Harvey, Victoria; Team; Totals.

1st-FG %: 3-14 21.4%, 2nd: 2-13 15.4%, 3rd: 5-13 38.5%, 4th: 1-14 7.1%, Game: 11-54 20.4%, Deadball Rebounds 7. 3FG %: 1-1 100.0%, 1-2 50.0%, FT %: 2-3 66.7%, 0-0 0.0%, 2-4 50.0%

#4/2 South Carolina 99 • 1-0

Table with 13 columns: #, Player, Total FG-FGA, Total 3-Ptr FG-FGA, FT-FTA, Rebounds Off Def Tot, PF, TP, A TO Blk Stl, Min. Rows include WILSON, A'ja; JENNINGS, Alexis; CLINEY, Doniyah; SPANN, Lindsey; HARRIS, Tyasha; PATRICK, Victoria; JACKSON, Bianca; HERBERT HARRIGAN; WILLIAMS, LaDazhia; GRISSETT, LeLe; Team; Totals.

1st-FG %: 9-18 50.0%, 2nd: 11-16 68.8%, 3rd: 8-17 47.1%, 4th: 9-21 42.9%, Game: 37-72 51.4%, Deadball Rebounds 6. 3FG %: 2-7 28.6%, 1-1 100.0%, 2-6 33.3%, FT %: 9-11 81.8%, 4-6 66.7%, 7-9 77.8%

Officials: Kevin Pethel, Bonnie Pettus, Kimberly Thebo
Technical fouls: Alabama State-None, #4/2 South Carolina-None.
Attendance: 13723

Score by periods table with 5 columns: 1st, 2nd, 3rd, 4th, Total. Rows: Alabama State, #4/2 South Carolina.

Last FG - ALST 4th-02:42, SC 4th-00:51.
Largest lead - ALST by 1 1st-08:59, SC by 68 4th-03:10.
ALST led for 00:30, SC led for 39:25, Game was tied for 00:05.

In Paint 2nd Fast Bench
ALST 8 9 8 6 16
SC 56 46 28 27 36
Score tied - 0 times.
Lead changed - 2 times.



Official Basketball Box Score - Game Totals - Final Statistics
South Carolina vs #15/13 Maryland



South Carolina 94 • 2-0

Table with 13 columns: #, Player, Total FG-FGA, Total 3-Ptr FG-FGA, FT-FTA, Rebounds Off Def Tot, PF, TP, A TO Blk Stl, Min. Rows include WILSON, A'ja; JENNINGS, Alexis; CLINEY, Doniyah; SPANN, Lindsey; HARRIS, Tyasha; PATRICK, Victoria; JACKSON, Bianca; HERBERT HARRIGAN; GRISSETT, LeLe; Team; Totals.

1st-FG %: 12-19 63.2%, 2nd: 6-16 37.5%, 3rd: 9-17 52.9%, 4th: 4-15 26.7%, Game: 31-67 46.3%, Deadball Rebounds 6. 3FG %: 3-6 50.0%, 2-8 25.0%, FT %: 2-4 50.0%, 8-8 100.0%, 2-2 100.0%, 1-4 25.0%, 12-19 63.2%

#15/13 Maryland 86 • 1-1

Table with 13 columns: #, Player, Total FG-FGA, Total 3-Ptr FG-FGA, FT-FTA, Rebounds Off Def Tot, PF, TP, A TO Blk Stl, Min. Rows include Stephanie Jones; Channise Lewis; Kaila Charles; Kristen Conroy; Blair Watson; Iesha Small; Sarah Myers; Brianna Fraser; Team; Totals.

1st-FG %: 5-11 45.5%, 2nd: 6-14 42.9%, 3rd: 7-17 41.2%, 4th: 9-21 42.9%, Game: 27-63 42.9%, Deadball Rebounds 2. 3FG %: 1-3 33.3%, 2-4 50.0%, FT %: 2-4 50.0%, 9-10 90.0%, 2-2 100.0%, 12-13 92.3%

Officials: Tina Napier, Usa Mattingly, Felicia Grinter
Technical fouls: South Carolina-HERBERT HARRIGAN, M., #15/13 Maryland-None.
Attendance: 8677

Score by periods table with 5 columns: 1st, 2nd, 3rd, 4th, Total. Rows: South Carolina, #15/13 Maryland.

In Paint 2nd Fast Bench
SC 38 16 19 16 9
UMD 28 9 13 5 19
Score tied - 1 time.
Lead changed - 0 times.

Last FG - SC 4th-00:23, UMD 4th-00:38.
Largest lead - SC by 26 3rd-02:20, UMD None.
SC led for 39:22, UMD led for 00:00, Game was tied for 00:38.



Official Basketball Box Score - Game Totals - Final Statistics
#4/2 South Carolina vs Clemson



#4/2 South Carolina 66 • 3-0

Table with 13 columns: #, Player, Total FG-FGA, Total 3-Ptr FG-FGA, FT-FTA, Rebounds Off Def Tot, PF, TP, A TO Blk Stl, Min. Rows include WILSON, A'ja; JENNINGS, Alexis; CLINEY, Doniyah; SPANN, Lindsey; HARRIS, Tyasha; PATRICK, Victoria; JACKSON, Bianca; HERBERT HARRIGAN; WILLIAMS, LaDazhia; GRISSETT, LeLe; Team; Totals.

1st-FG %: 9-19 47.4%, 2nd: 5-14 35.7%, 3rd: 9-16 56.3%, 4th: 3-14 21.4%, Game: 26-63 41.3%, Deadball Rebounds 6. 3FG %: 4-7 57.1%, 1-3 33.3%, FT %: 1-3 33.3%, 3-6 50.0%, 2-4 50.0%

Clemson 36 • 2-1

Table with 13 columns: #, Player, Total FG-FGA, Total 3-Ptr FG-FGA, FT-FTA, Rebounds Off Def Tot, PF, TP, A TO Blk Stl, Min. Rows include Ivy Atkism; Kobi Thornton; Destiny Thomas; Danielle Edwards; Fran. Tagliapietra; Jenise Strover; Siana Fields; Jaia Alexander; Sirah Diarra; Keniece Purvis; Chyna Cotton; Alexis Carter; Tyler Bennett; Team; Totals.

1st-FG %: 3-15 20.0%, 2nd: 2-13 15.4%, 3rd: 4-12 33.3%, 4th: 4-12 33.3%, Game: 13-52 25.0%, Deadball Rebounds 6. 3FG %: 0-2 0.0%, 0-0 0.0%, FT %: 1-4 25.0%, 0-0 0.0%, 3-9 33.3%

Officials: Erika Camaroto, Karen Preato, Luis Gonzales
Technical fouls: #4/2 South Carolina-None, Clemson-None.
Attendance: 1589

Score by periods table with 5 columns: 1st, 2nd, 3rd, 4th, Total. Rows: #4/2 South Carolina, Clemson.

Last FG - SC 4th-00:36, CU 4th-00:20.
Largest lead - SC by 38 4th-09:35, CU by 2 1st-07:38.
SC led for 38:11, CU led for 01:02, Game was tied for 00:47.

In Paint 2nd Fast Bench
SC 32 21 11 4 19
CU 14 5 1 2 22
Score tied - 1 time.
Lead changed - 2 times.



Official Basketball Box Score - Game Totals - Final Statistics
Wofford vs #4/2 South Carolina



Wofford 60 • 1-2

Table with 13 columns: #, Player, Total FG-FGA, Total 3-Ptr FG-FGA, FT-FTA, Rebounds Off Def Tot, PF, TP, A TO Blk Stl, Min. Rows include Kelsey Lambdin; Marissa Bayer; Chloe Wanik; Cairo Booker; Da'Ja Green; Jamari McDavid; Hannah Morgan; Emily Ryan; Jamie Grob; Anna Claire Atha; Team; Totals.

1st-FG %: 9-19 47.4%, 2nd: 3-16 18.8%, 3rd: 3-15 20.0%, 4th: 5-14 35.7%, Game: 20-64 31.3%, Deadball Rebounds 1. 3FG %: 2-2 100.0%, 2-2 100.0%, FT %: 4-4 100.0%, 2-5 40.0%, 4-5 80.0%, 4-4 100.0%

#4/2 South Carolina 94 • 4-0

Table with 13 columns: #, Player, Total FG-FGA, Total 3-Ptr FG-FGA, FT-FTA, Rebounds Off Def Tot, PF, TP, A TO Blk Stl, Min. Rows include WILSON, A'ja; JENNINGS, Alexis; CLINEY, Doniyah; SPANN, Lindsey; HARRIS, Tyasha; PATRICK, Victoria; JACKSON, Bianca; HERBERT HARRIGAN; WILLIAMS, LaDazhia; GRISSETT, LeLe; Team; Totals.

1st-FG %: 9-18 50.0%, 2nd: 9-15 60.0%, 3rd: 11-20 55.0%, 4th: 7-12 58.3%, Game: 36-65 55.4%, Deadball Rebounds 7. 3FG %: 0-2 0.0%, 4-5 80.0%, FT %: 2-4 50.0%, 7-9 77.8%, 1-4 25.0%, 6-9 66.7%

Officials: Douglas Knight, Carla Fountain, Darren McClure
Technical fouls: Wofford-None, #4/2 South Carolina-None.
Attendance: 12471

Score by periods table with 5 columns: 1st, 2nd, 3rd, 4th, Total. Rows: Wofford, #4/2 South Carolina.

In Paint 2nd Fast Bench
Wofford 16 13 4 0 6
SC 50 13 18 26 30
Score tied - 7 times.
Lead changed - 7 times.

Last FG - WOFF 4th-00:05, SC 4th-00:22.
Largest lead - WOFF by 5 1st-02:14, SC by 38 4th-06:40.
WOFF led for 08:19, SC led for 27:57, Game was tied for 03:44.



Official Basketball Box Score -- Game Totals -- Final Statistics
#22/21 Texas A&M vs #4/5 South Carolina
12/31/17 2 p.m. at Columbia, S.C./Colonial Life Arena



#22/21 Texas A&M 59 • 11-4 (0-1 SEC)

Box score table for #22/21 Texas A&M vs #4/5 South Carolina. Columns include Player, FG-FGA, 3-Ptr, FT-FTA, Rebounds, PF, TP, A TO Blk, Stl, and Min. Totals: 24-69 FG, 5-16 3-Ptr, 6-10 FT-FTA, 16-22 Rebounds, 19 59 PF, 12 11 3 8 200 Min.

Statistical summary for #22/21 Texas A&M: 1st FG %: 5-17 29.4%, 2nd: 5-19 26.3%, 3rd: 10-19 52.6%, 4th: 4-14 28.6%, Game: 24-69 34.8%, Deadball Rebounds: 2.

#4/5 South Carolina 61 • 12-1 (1-0 SEC)

Box score table for #4/5 South Carolina vs #22/21 Texas A&M. Columns include Player, FG-FGA, 3-Ptr, FT-FTA, Rebounds, PF, TP, A TO Blk, Stl, and Min. Totals: 24-59 FG, 3-9 3-Ptr, 10-18 FT-FTA, 12 30 42 Rebounds, 13 61 PF, 14 17 7 4 200 Min.

Statistical summary for #4/5 South Carolina: 1st FG %: 9-14 64.3%, 2nd: 2-11 18.2%, 3rd: 4-17 23.5%, 4th: 9-17 52.9%, Game: 24-59 40.7%, Deadball Rebounds: 9,1.

Officials: Beverly Roberts, Carla Fountain, Frank Steratore
Technical fouls: #22/21 Texas A&M-None. #4/5 South Carolina-None.
Attendance: 13431

Score by periods table for #22/21 Texas A&M vs #4/5 South Carolina. Columns: 1st, 2nd, 3rd, 4th, Total. Totals: 20, 7, 14, 20, 61.

Points, In, Off, 2nd, Fast, Bench table for #22/21 Texas A&M vs #4/5 South Carolina. Totals: 28, 36, 5, 8, 17, 0, 3.

Last FG - TAMU 4th-01:08, SC 4th-00:01.
Largest lead - TAMU by 11 3rd-03:57, SC by 12 2nd-09:05.
TAMU led for 11:24. SC led for 25:34. Game was tied for 03:02.

Score tied - 4 times.
Lead changed - 4 times.



Official Basketball Box Score -- Game Totals -- Final Statistics
#4/5 South Carolina vs Ole Miss
01/04/18 6 p.m. at Oxford, Miss. (The Pavilion at Ole Miss)



#4/5 South Carolina 88 • 13-1, 2-0 SEC

Box score table for #4/5 South Carolina vs Ole Miss. Columns include Player, FG-FGA, 3-Ptr, FT-FTA, Rebounds, PF, TP, A TO Blk, Stl, and Min. Totals: 31-68 FG, 7-20 3-Ptr, 19-24 FT-FTA, 17 28 45 Rebounds, 14 88 PF, 24 5 5 8 200 Min.

Statistical summary for #4/5 South Carolina: 1st FG %: 7-21 33.3%, 2nd: 8-18 44.4%, 3rd: 8-16 50.0%, 4th: 8-13 61.5%, Game: 31-68 45.6%, Deadball Rebounds: 3.

Ole Miss 62 • 10-5, 0-2 SEC

Box score table for Ole Miss vs #4/5 South Carolina. Columns include Player, FG-FGA, 3-Ptr, FT-FTA, Rebounds, PF, TP, A TO Blk, Stl, and Min. Totals: 22-57 FG, 8-27 3-Ptr, 10-15 FT-FTA, 9 21 30 17 62 PF, 12 11 3 4 200 Min.

Statistical summary for Ole Miss: 1st FG %: 4-13 30.8%, 2nd: 6-13 46.2%, 3rd: 8-18 44.4%, 4th: 4-13 30.8%, Game: 22-57 38.6%, Deadball Rebounds: 3,1.

Officials: Dee Kantner, Brian Garland, Douglas Knight
Technical fouls: #4/5 South Carolina-None. Ole Miss-None.
Attendance: 1018

Score by periods table for #4/5 South Carolina vs Ole Miss. Columns: 1st, 2nd, 3rd, 4th, Total. Totals: 16, 19, 24, 29, 88.

Points, In, Off, 2nd, Fast, Bench table for #4/5 South Carolina vs Ole Miss. Totals: 10, 40, 17, 19, 10, 19, 8.

Last FG - SC 4th-00:35, OM 4th-03:11.
Largest lead - SC by 26 4th-00:35, OM by 2 1st-08:32.
SC led for 35:27. OM led for 00:24. Game was tied for 04:09.

Score tied - 2 times.
Lead changed - 1 time.



Official Basketball Box Score -- Game Totals -- Final Statistics
#4/5 South Carolina vs #15/15 Missouri
01/07/18 1 p.m. at Mizzou Arena



#4/5 South Carolina 74 • 13-2 (2-1)

Box score table for #4/5 South Carolina vs #15/15 Missouri. Columns include Player, FG-FGA, 3-Ptr, FT-FTA, Rebounds, PF, TP, A TO Blk, Stl, and Min. Totals: 27-58 FG, 6-18 3-Ptr, 14-20 FT-FTA, 7 19 26 26 74 PF, 12 10 4 9 200 Min.

Statistical summary for #4/5 South Carolina: 1st FG %: 7-13 53.8%, 2nd: 3-15 20.0%, 3rd: 8-13 61.5%, 4th: 9-17 52.9%, Game: 27-58 46.6%, Deadball Rebounds: 2.

#15/15 Missouri 83 • 14-2 (2-1)

Box score table for #15/15 Missouri vs #4/5 South Carolina. Columns include Player, FG-FGA, 3-Ptr, FT-FTA, Rebounds, PF, TP, A TO Blk, Stl, and Min. Totals: 27-48 FG, 8-13 3-Ptr, 21-22 FT-FTA, 7 27 34 20 83 PF, 20 18 2 2 200 Min.

Statistical summary for #15/15 Missouri: 1st FG %: 6-13 46.2%, 2nd: 7-13 53.8%, 3rd: 9-15 60.0%, 4th: 5-7 71.4%, Game: 27-48 56.3%, Deadball Rebounds: 2,1.

Officials: Eric Brewton, Metta Roberts, Luis Gonzalez
Technical fouls: #4/5 South Carolina-TEAM 2. #15/15 Missouri-None.
Attendance: 4652

Score by periods table for #4/5 South Carolina vs #15/15 Missouri. Columns: 1st, 2nd, 3rd, 4th, Total. Totals: 18, 11, 21, 24, 74.

Points, In, Off, 2nd, Fast, Bench table for #4/5 South Carolina vs #15/15 Missouri. Totals: 18, 28, 11, 10, 5, 17.

Last FG - SC 4th-00:11, MU 4th-01:28.
Largest lead - SC by 3 1st-09:50, MU by 14 4th-05:04.
SC led for 04:01. MU led for 34:16. Game was tied for 01:43.

Score tied - 1 time.
Lead changed - 3 times.



Official Basketball Box Score -- Game Totals -- Final Statistics
Auburn vs #9/8 South Carolina
01/11/18 7 p.m. at Columbia, S.C./Colonial Life Arena



Auburn 63 • 10-6, 1-3 SEC

Box score table for Auburn vs #9/8 South Carolina. Columns include Player, FG-FGA, 3-Ptr, FT-FTA, Rebounds, PF, TP, A TO Blk, Stl, and Min. Totals: 22-60 FG, 3-11 3-Ptr, 16-20 FT-FTA, 14 16 30 19 63 PF, 6 12 2 10 200 Min.

Statistical summary for Auburn: 1st FG %: 4-18 22.2%, 2nd: 5-17 29.4%, 3rd: 7-10 70.0%, 4th: 6-15 40.0%, Game: 22-60 36.7%, Deadball Rebounds: 2.

#9/8 South Carolina 71 • 14-2, 3-1 SEC

Box score table for #9/8 South Carolina vs Auburn. Columns include Player, FG-FGA, 3-Ptr, FT-FTA, Rebounds, PF, TP, A TO Blk, Stl, and Min. Totals: 25-49 FG, 5-14 3-Ptr, 16-21 FT-FTA, 10 26 36 13 71 PF, 15 20 9 6 200 Min.

Statistical summary for #9/8 South Carolina: 1st FG %: 11-15 73.3%, 2nd: 4-10 40.0%, 3rd: 5-14 35.7%, 4th: 5-10 50.0%, Game: 25-49 51.0%, Deadball Rebounds: 3.

Officials: Brian Hall, Cameron Inouye, Kevin Pethtel
Technical fouls: Auburn-None. #9/8 South Carolina-None.
Attendance: 12011
Game time 1:52

Score by periods table for Auburn vs #9/8 South Carolina. Columns: 1st, 2nd, 3rd, 4th, Total. Totals: 10, 15, 23, 15, 63.

Points, In, Off, 2nd, Fast, Bench table for Auburn vs #9/8 South Carolina. Totals: 30, 12, 13, 16, 71.

Last FG - AU 4th-01:36, SC 4th-02:00.
Largest lead - AU None, SC by 22 2nd-08:44.
AU led for 00:00. SC led for 39:38. Game was tied for 00:22.

Score tied - 0 times.
Lead changed - 0 times.



Official Basketball Box Score -- Game Totals -- Final Statistics
#6/6 Tennessee vs #9/8 South Carolina
 01/14/18 1 p.m. at Columbia, S.C. / Colonial Life Arena



#6/6 Tennessee 86 • 16-1, 4-1 SEC

#	Player	Total			3-Ptr			Rebounds			PF	TP	A	TO	Blk	Stl	Min
		FG-FGA	FG-FGA	FT-FTA	FG-FGA	FG-FGA	FT-FTA	Off	Def	Tot							
00	Davis, Rennia	f	5-8	0-1	1-2	2	3	5	4	11	2	0	0	1	27		
31	Nared, Jaime	f	5-13	0-2	11-12	1	4	5	3	21	2	6	0	0	37		
21	Russell, Mercedes	c	7-9	0-0	2-2	2	10	12	3	16	0	2	3	1	34		
02	Westbrook, Evina	g	6-11	2-2	0-4	0	3	3	1	14	5	3	2	2	33		
10	Jackson, Meme	g	2-5	2-5	0-2	3	3	6	3	6	3	2	0	0	29		
01	Hayes, Anastasia		4-7	0-0	3-4	2	1	3	2	11	4	4	0	0	29		
13	Dunbar, Kortney		2-2	2-2	0-0	0	0	0	0	6	0	0	0	0	4		
15	Green, Cheridene		0-0	0-0	1-2	0	1	1	1	1	0	0	0	1	7		
Team						4	2	6			1						
Totals			31-55	6-12	18-28	14	27	41	17	86	16	18	5	5	200		

1st - FG %: 6-16 37.5% 2nd: 8-11 72.7% 3rd: 9-14 64.3% 4th: 8-14 57.1% Game: 31-55 56.4% Deadball
 3FG %: 2-6 33.3% 2-3 66.7% 1-2 50.0% 1-1 100.0% 6-12 50.0% Rebounds
 FT %: 7-9 77.8% 4-5 80.0% 6-11 54.5% 1-3 33.3% 18-28 64.3% 4,1

#9/8 South Carolina 70 • 14-3, 3-2 SEC

#	Player	Total			3-Ptr			Rebounds			PF	TP	A	TO	Blk	Stl	Min
		FG-FGA	FG-FGA	FT-FTA	FG-FGA	FG-FGA	FT-FTA	Off	Def	Tot							
21	HERBERT HARRIGAN,	f	3-9	0-0	0-2	1	1	2	4	6	0	3	1	1	17		
35	JENNINGS, Alexis	f	5-7	0-0	2-3	3	4	7	4	12	0	2	1	2	25		
04	CLINEY, Doniyah	g	4-13	0-1	1-2	0	1	1	2	9	0	3	0	0	40		
11	SPANN, Lindsey	g	1-4	1-4	0-0	0	0	0	2	3	0	1	0	1	16		
52	HARRIS, Tyasha	g	9-21	3-8	7-10	1	2	3	3	28	4	1	0	4	39		
00	PATRICK, Victoria		0-1	0-1	0-0	0	0	0	0	0	0	0	0	0	11		
10	JACKSON, Bianca		0-4	0-1	2-2	1	1	2	2	2	0	0	1	2	22		
23	WILLIAMS, LaDazhia		0-0	0-0	0-0	0	0	0	0	0	0	0	0	0	1		
24	GRISSETT, LeLe		4-5	0-0	2-4	5	3	8	3	10	0	0	0	1	29		
Team						3	2	5									
Totals			26-64	4-15	14-23	14	14	28	20	70	4	10	3	11	200		

1st - FG %: 7-16 43.8% 2nd: 7-15 46.7% 3rd: 8-19 42.1% 4th: 4-14 28.6% Game: 26-64 40.6% Deadball
 3FG %: 0-3 0.0% 1-4 25.0% 3-6 50.0% 0-2 0.0% 4-15 26.7% Rebounds
 FT %: 0-0 0.0% 6-10 60.0% 3-6 50.0% 5-7 71.4% 14-23 60.9% 5,2

Officials: Tina Napier, Felicia Grinter, Frank Steratore
 Technical fouls: #6/6 Tennessee-None. #9/8 South Carolina-None.
 Attendance: 14763

Score by periods	1st	2nd	3rd	4th	Total
#6/6 Tennessee	21	22	25	18	86
#9/8 South Carolina	14	21	22	13	70

	Points	In Paint	Off T/O	2nd Chance	Fast Break	Bench
UT	44	17	15	12	18	
SC	36	19	15	10	12	

Last FG - UT 4th-01:19, SC 4th-03:18. Score tied - 1 time.
 Largest lead - UT by 18 3rd-03:55, SC by 3 1st-05:17. Lead changed - 4 times.
 UT led for 36:10. SC led for 03:01. Game was tied for 00:49.



2017-18 South Carolina Basketball
South Carolina Season Schedule/Results & Leaders (as of Jan 14, 2018)
All games



RECORD:	OVERALL	HOME	AWAY	NEUTRAL
ALL GAMES	14-3	8-1	4-1	2-1
CONFERENCE	3-2	2-1	1-1	0-0
NON-CONFERENCE	11-1	6-0	3-0	2-1

Date	Opponent	Score	Att.	High Points	High Rebounds
11/10/17	ALABAMA STATE	w 99-31	13723	(18)HERBERT HARRIGAN,	(10)WILSON, A'ja
11/13/17	at #15/13 Maryland	w 94-86	8677	(32)WILSON, A'ja	(13)JENNINGS, Alexis
11/16/17	at Clemson	w 66-36	1589	(20)SPANN, Lindsey	(11)WILSON, A'ja
11/19/17	WOFFORD	w 94-60	12471	(16)WILSON, A'ja	(13)WILSON, A'ja
11/24/17	@vs Rutgers	w 78-68	1207	(33)WILSON, A'ja	(10)WILSON, A'ja
11/25/17	@vs St. John's	w 76-58	1537	(25)JENNINGS, Alexis	(17)WILSON, A'ja
11/26/17	@vs #6/6 Notre Dame	85-92 L	1707	(34)WILSON, A'ja	(9)WILSON, A'ja
11/30/17	WESTERN CAROLINA	w 101-43	12020	(29)WILSON, A'ja	(8)WILLIAMS, LaDazhia
12/03/17	#14/16 DUKE	w 72-52	13054	(21)JENNINGS, Alexis	(11)WILSON, A'ja
12/05/17	COLL. OF CHARLESTON	w 69-43	11732	(26)WILSON, A'ja	(15)WILSON, A'ja
12/17/17	SAVANNAH STATE	w 99-38	13345	(26)WILSON, A'ja	(13)JENNINGS, Alexis
12/21/17	at Temple	w 87-60	3185	(28)WILSON, A'ja	(12)WILSON, A'ja
12/31/17	*#22/21 TEXAS A&M	w 61-59	13431	(25)WILSON, A'ja	(15)WILSON, A'ja
01/04/18	*at Ole Miss	w 88-62	1018	(25)WILSON, A'ja	(15)WILSON, A'ja
01/07/18	*at #15/15 Missouri	74-83 L	4652	(14)JACKSON, Bianca (14)HARRIS, Tyasha	(6)WILSON, A'ja
01/11/18	*AUBURN	w 71-63	12011	(19)WILSON, A'ja	(11)WILSON, A'ja
01/14/18	*#6/6 TENNESSEE	70-86 L	14763	(28)HARRIS, Tyasha	(8)GRISSETT, LeLe

* = Conference game
 @ = Gulf Coast Showcase (Estero, Fla.)

Attendance Summary	Games	Attend	Avg/Game
Home	9	116550	12950
Away	5	19121	3824
Neutral	3	4451	1484
Total	17	140122	8242



2017-18 South Carolina Basketball
South Carolina Points-Rebounds-Assists (as of Jan 14, 2018)
All games



Opponent	Date	Score		00	04	10	11	21	22	23
				PATRICK,VI	CLINEY,DON	JACKSON,BI	SPANN,LIND	HERBERT HA	WILSON,A'J	WILLIAMS,L
ALABAMA STATE	11/10/17	99-31	w	2-0-1	15-4-2	8-6-3	16-0-3	18-6-0	16-10-2	2-5-0
at #15/13 Maryland	11/13/17	94-86	w	0-0-0	6-3-4	5-0-0	15-5-2	4-3-0	32-12-3	DNP
at Clemson	11/16/17	66-36	w	0-2-1	5-5-1	1-2-7	20-0-2	7-5-0	19-11-1	1-3-0
WOFFORD	11/19/17	94-60	w	3-1-1	10-3-2	7-3-2	12-3-8	12-7-2	16-13-1	0-0-0
vs Rutgers	11/24/17	78-68	w	0-0-0	8-1-1	3-2-2	17-3-1	2-2-2	33-10-3	0-0-0
vs St. John's	11/25/17	76-58	w	0-0-0	5-4-5	8-3-1	5-0-1	4-3-1	17-17-2	1-0-0
vs #6/6 Notre Dame	11/26/17	85-92	L	DNP	12-5-3	4-2-2	10-0-3	2-1-0	34-9-5	DNP
WESTERN CAROLINA	11/30/17	101-43	w	0-1-1	9-7-3	7-4-3	DNP	12-6-0	29-7-0	11-8-0
#14/16 DUKE	12/03/17	72-52	w	3-0-1	6-4-5	4-4-1	DNP	8-1-1	18-11-1	0-0-0
COLL. OF CHARLESTON	12/05/17	69-43	w	3-0-0	0-4-1	6-10-3	DNP	2-3-1	26-15-0	1-2-1
SAVANNAH STATE	12/17/17	99-38	w	6-0-1	4-1-0	5-5-2	DNP	21-3-0	26-3-3	5-1-0
at Temple	12/21/17	87-60	w	0-1-2	11-4-2	16-3-5	DNP	7-2-2	28-12-0	0-0-0
#22/21 TEXAS A&M	12/31/17	61-59	w	0-0-0	16-4-1	0-6-1	3-1-0	0-3-1	25-15-4	0-0-0
at Ole Miss	01/04/18	88-62	w	11-2-1	14-5-4	6-4-4	8-1-1	0-5-2	25-15-3	0-0-0
at #15/15 Missouri	01/07/18	74-83	L	0-0-0	2-1-0	14-2-1	11-2-0	11-2-0	8-6-0	DNP
AUBURN	01/11/18	71-63	w	3-0-1	4-2-0	7-3-1	8-0-1	6-1-0	19-11-1	0-0-0
#6/6 TENNESSEE	01/14/18	70-86	L	0-0-0	9-1-0	2-2-0	3-0-0	6-2-0	DNP	0-0-0

Opponent	Date	Score		24	35	52
				GRISSETT,L	JENNINGS,A	HARRIS,TYA
ALABAMA STATE	11/10/17	99-31	w	6-5-0	7-9-1	9-0-4
at #15/13 Maryland	11/13/17	94-86	w	0-0-1	12-13-0	20-3-9
at Clemson	11/16/17	66-36	w	10-8-1	2-4-1	1-3-4
WOFFORD	11/19/17	94-60	w	8-3-0	13-6-1	13-2-3
vs Rutgers	11/24/17	78-68	w	0-2-0	6-4-1	9-4-4
vs St. John's	11/25/17	76-58	w	3-1-0	25-4-1	8-2-3
vs #6/6 Notre Dame	11/26/17	85-92	L	4-2-0	12-6-0	7-2-5
WESTERN CAROLINA	11/30/17	101-43	w	4-0-0	19-7-1	10-2-10
#14/16 DUKE	12/03/17	72-52	w	4-0-0	21-10-2	8-5-5
COLL. OF CHARLESTON	12/05/17	69-43	w	10-6-3	12-5-1	9-4-7
SAVANNAH STATE	12/17/17	99-38	w	8-6-3	10-13-2	14-4-12
at Temple	12/21/17	87-60	w	2-3-0	10-9-0	13-4-11
#22/21 TEXAS A&M	12/31/17	61-59	w	0-2-0	6-3-0	11-1-7
at Ole Miss	01/04/18	88-62	w	0-0-0	14-9-3	10-2-6
at #15/15 Missouri	01/07/18	74-83	L	3-4-0	11-5-1	14-0-10
AUBURN	01/11/18	71-63	w	3-3-0	9-7-0	12-6-11
#6/6 TENNESSEE	01/14/18	70-86	L	10-8-0	12-7-0	28-3-4



2017-18 South Carolina Basketball
 South Carolina Team Game-by-Game Comparison (as of Jan 14, 2018)
 All games



Opponent	1st	2nd	Score	Mar	Total FG	FG Pct	3-Pointers	3FG Pct	Free Throws	FT Pct	Rebounds	Assist	T/Over	Block	Steal	Fouls
ALABAMA STATE	56/14	43/17	99-31	+68	37-72/11-54	.514/.204	5-19/3-9	.263/.333	20-28/6-15	.714/.400	48/31	16/9	10/29	10/2	21/3	14/27
#15/13 Maryland	51/36	43/50	94-86	+8	31-67/27-63	.463/.429	8-22/7-18	.364/.389	24-33/25-29	.727/.862	41/36	19/15	12/12	7/5	8/2	19/29
Clemson	37/11	29/25	66-36	+30	26-63/13-52	.413/.250	7-15/2-6	.467/.333	7-17/8-19	.412/.421	49/36	18/8	11/17	5/7	6/5	18/18
WOFFORD	49/34	45/26	94-60	+34	36-65/20-64	.554/.313	6-12/6-19	.500/.316	16-26/14-15	.615/.933	48/27	20/9	12/12	9/1	8/2	19/20
Rutgers	33/26	45/42	78-68	+10	26-48/26-62	.542/.419	4-9/5-15	.444/.333	22-25/11-13	.880/.846	32/29	14/12	18/20	5/4	12/10	16/22
St. John's	28/16	48/42	76-58	+18	26-48/18-58	.542/.310	5-14/5-15	.357/.333	19-26/17-24	.731/.708	39/32	14/11	18/12	4/1	2/6	25/22
#6/6 Notre Dame	38/41	47/51	85-92	(7)	32-65/37-67	.492/.552	6-19/5-9	.316/.556	15-21/13-18	.714/.722	33/35	18/19	16/13	6/2	8/6	19/18
WESTERN CAROLINA	56/15	45/28	101-43	+58	39-67/16-50	.582/.320	4-16/6-20	.250/.300	19-25/5-13	.760/.365	45/22	18/14	12/24	4/2	16/4	13/23
#14/16 DUKE	38/27	34/25	72-52	+20	32-63/22-58	.508/.379	1-8/1-10	.125/.100	7-15/7-10	.467/.700	40/26	16/14	12/13	3/6	7/9	9/18
COLL. OF CHARLESTON	34/10	35/33	69-43	+26	26-63/14-64	.413/.219	1-10/4-11	.100/.364	16-25/11-16	.640/.688	52/38	17/7	17/21	10/1	12/11	14/19
SAVANNAH STATE	56/23	43/15	99-38	+61	39-67/12-50	.582/.240	5-17/0-6	.294/.000	16-23/14-17	.696/.824	38/32	23/2	7/27	5/0	14/7	12/18
Temple	46/20	41/40	87-60	+27	36-67/20-75	.537/.267	8-20/8-16	.400/.500	7-15/12-16	.467/.750	47/46	22/8	7/12	13/0	9/0	16/16
#22/21 TEXAS A&M	27/25	34/34	61-59	+2	24-59/24-69	.407/.348	3-9/5-16	.333/.313	10-18/6-10	.556/.600	42/38	14/12	17/11	7/3	4/8	13/19
Ole Miss	35/28	53/34	88-62	+26	31-68/22-57	.456/.386	7-20/8-27	.350/.296	19-24/10-15	.792/.667	45/30	24/12	5/11	5/3	8/4	14/17
#15/15 Missouri	29/35	45/48	74-83	(9)	27-58/27-48	.466/.563	6-18/8-13	.333/.615	14-20/21-28	.700/.750	26/34	12/20	10/18	4/2	9/2	26/20
AUBURN	42/25	29/38	71-63	+8	25-49/22-60	.510/.367	5-14/3-11	.357/.273	16-21/16-20	.762/.800	36/30	15/6	20/12	9/2	6/10	13/19
#6/6 TENNESSEE	35/43	35/43	70-86	(16)	26-64/31-55	.406/.564	4-15/6-12	.267/.500	14-23/18-28	.609/.643	28/41	4/16	10/18	3/5	11/5	20/17

Note: Game totals are displayed in the format TEAM/OPPONENT for each category



2017-18 South Carolina Basketball
South Carolina Combined Team Statistics (as of Jan 14, 2018)
Conference games only



RECORD:	OVERALL	HOME	AWAY	NEUTRAL
ALL GAMES	3-2	2-1	1-1	0-0
CONFERENCE	3-2	2-1	1-1	0-0
NON-CONFERENCE	0-0	0-0	0-0	0-0

##	Player	gp-gs	min	avg	Total		3-Point		F-Throw		Rebounds				pf	dq	a	to	blk	stl	pts	avg	
					fg-fga	fg%	3fg-fga	3fg%	ft-fga	ft%	off	def	tot	avg									
22	WILSON, A'ja	4-4	117	29.3	29-54	.537	1-1	1.000	18-29	.621	13	34	47	11.8	13	1	8	6	15	1	77	19.3	
52	HARRIS, Tyasha	5-5	177	35.4	28-57	.491	6-18	.333	13-19	.684	1	11	12	2.4	11	0	38	12	0	13	75	15.0	
35	JENNINGS, Alexis	5-5	129	25.8	19-35	.543	0-0	.000	14-17	.824	13	18	31	6.2	13	0	4	6	6	6	52	10.4	
04	CLINEY, Doniyah	5-5	158	31.6	18-51	.353	0-7	.000	9-13	.692	5	8	13	2.6	8	0	5	13	2	5	45	9.0	
11	SPANN, Lindsey	5-3	94	18.8	12-34	.353	9-28	.321	0-0	.000	0	4	4	0.8	9	0	2	6	0	2	33	6.6	
10	JACKSON, Bianca	5-2	137	27.4	9-26	.346	5-13	.385	6-8	.750	7	10	17	3.4	7	0	7	5	1	4	29	5.8	
21	HERBERT HARRIGAN	5-1	62	12.4	10-20	.500	0-0	.000	3-6	.500	2	11	13	2.6	9	0	3	7	2	3	23	4.6	
24	GRISSETT, LeLe	5-0	75	15.0	4-11	.364	0-0	.000	8-12	.667	8	9	17	3.4	12	0	0	6	1	3	16	3.2	
00	PATRICK, Victoria	5-0	45	9.0	4-10	.400	4-9	.444	2-2	1.000	1	1	2	0.4	2	0	2	0	0	1	14	2.8	
23	WILLIAMS, LaDazhia	4-0	6	1.5	0-0	.000	0-0	.000	0-0	.000	0	0	0	0.0	0	0	0	0	1	0	0	0.0	
Team											10	11	21	2		1							
Total.....		5	1000		133-298	.446	25-76	.329	73-106	.689	60	117	177	35.4	86	1	69	62	28	38	364	72.8	
Opponents.....		5	1000		126-289	.436	30-79	.380	71-101	.703	60	113	173	34.6	92	3	66	70	15	29	353	70.6	

TEAM STATISTICS	SC	OPP	Date	Opponent	Score	Att.
SCORING	364	353	* 12/31/17	#22/21 TEXAS A&M	w 61-59	13431
Points per game	72.8	70.6	* 01/04/18	at Ole Miss	w 88-62	1018
Scoring margin	+2.2	-	* 01/07/18	at #15/15 Missouri	L 74-83	4652
FIELD GOALS-ATT	133-298	126-289	* 01/11/18	AUBURN	w 71-63	12011
Field goal pct	.446	.436	* 01/14/18	#6/6 TENNESSEE	L 70-86	14763
3 POINT FG-ATT	25-76	30-79	* = Conference game			
3-point FG pct	.329	.380	@ = Gulf Coast Showcase (Estero, Fla.)			
3-pt FG made per game	5.0	6.0				
FREE THROWS-ATT	73-106	71-101				
Free throw pct	.689	.703				
F-Throws made per game	14.6	14.2				
REBOUNDS	177	173				
Rebounds per game	35.4	34.6				
Rebounding margin	+0.8	-				
ASSISTS	69	66				
Assists per game	13.8	13.2				
TURNOVERS	62	70				
Turnovers per game	12.4	14.0				
Turnover margin	+1.6	-				
Assist/turnover ratio	1.1	0.9				
STEALS	38	29				
Steals per game	7.6	5.8				
BLOCKS	28	15				
Blocks per game	5.6	3.0				
ATTENDANCE	40205	5670				
Home games-Avg/Game	3-13402	2-2835				
Neutral site-Avg/Game	-	0-0				

Score by Periods	1st	2nd	3rd	4th	Totals
South Carolina	98	70	94	102	364
Opponents	70	86	119	78	353



2017-18 South Carolina Basketball
South Carolina Combined Team Statistics (as of Jan 14, 2018)
All games



RECORD:	OVERALL	HOME	AWAY	NEUTRAL
ALL GAMES	14-3	8-1	4-1	2-1
CONFERENCE	3-2	2-1	1-1	0-0
NON-CONFERENCE	11-1	6-0	3-0	2-1

##	Player	gp-gs	min	avg	Total		3-Point		F-Throw		Rebounds				pf	dq	a	to	blk	stl	pts	avg	
					fg-fga	fg%	3fg-fga	3fg%	ft-fga	ft%	off	def	tot	avg									
22	WILSON, A'ja	16-16	444	27.8	138-241	.573	4-8	.500	91-132	.689	49	128	177	11.1	31	1	29	33	53	17	371	23.2	
35	JENNINGS, Alexis	17-17	420	24.7	80-131	.611	0-5	.000	41-56	.732	46	75	121	7.1	35	0	15	22	18	16	201	11.8	
52	HARRIS, Tyasha	17-16	552	32.5	74-162	.457	14-54	.259	34-45	.756	3	44	47	2.8	30	1	115	41	2	51	196	11.5	
11	SPANN, Lindsey	12-10	296	24.7	45-94	.479	31-68	.456	7-9	.778	1	14	15	1.3	22	0	22	17	1	7	128	10.7	
04	CLINEY, Doniyah	17-17	468	27.5	55-129	.426	8-35	.229	18-27	.667	21	37	58	3.4	35	0	34	34	4	23	136	8.0	
21	HERBERT HARRIGAN	17-1	276	16.2	47-90	.522	1-5	.200	27-37	.730	13	42	55	3.2	35	1	12	16	18	9	122	7.2	
10	JACKSON, Bianca	17-7	456	26.8	37-91	.407	16-42	.381	13-16	.813	19	42	61	3.6	31	0	38	18	7	19	103	6.1	
24	GRISSETT, LeLe	17-1	213	12.5	26-51	.510	0-0	.000	23-45	.511	23	30	53	3.1	34	0	8	20	3	13	75	4.4	
00	PATRICK, Victoria	16-0	183	11.4	10-44	.227	9-37	.243	2-2	1.000	3	4	7	0.4	11	0	10	4	0	4	31	1.9	
23	WILLIAMS, LaDazhia	14-0	92	6.6	7-20	.350	2-3	.667	5-16	.313	10	9	19	1.4	14	0	1	6	3	2	21	1.5	
Team											36	40	76		2		3						
Total.....		17	3400		519-1053	.493	85-257	.331	261-385	.678	224	465	689	40.5	280	3	284	214	109	161	1384	81.4	
Opponents.....		17	3401		362-1006	.360	82-233	.352	214-306	.699	209	354	563	33.1	342	14	194	282	46	94	1020	60.0	

TEAM STATISTICS	SC	OPP	Date	Opponent	Score	Att.
SCORING	1384	1020	11/10/17	ALABAMA STATE	w 99-31	13723
Points per game	81.4	60.0	11/13/17	at #15/13 Maryland	w 94-86	8677
Scoring margin	+21.4	-	11/16/17	at Clemson	w 66-36	1589
FIELD GOALS-ATT	519-1053	362-1006	11/19/17	WOFFORD	w 94-60	12471
Field goal pct	.493	.360	@ 11/24/17	vs Rutgers	w 78-68	1207
3 POINT FG-ATT	85-257	82-233	@ 11/25/17	vs St. John's	w 76-58	1537
3-point FG pct	.331	.352	@ 11/26/17	vs #6/6 Notre Dame	L 85-92	1707
3-pt FG made per game	5.0	4.8	11/30/17	WESTERN CAROLINA	w 101-43	12020
FREE THROWS-ATT	261-385	214-306	12/03/17	#14/16 DUKE	w 72-52	13054
Free throw pct	.678	.699	12/05/17	COLL. OF CHARLESTON	w 69-43	11732
F-Throws made per game	15.4	12.6	12/17/17	SAVANNAH STATE	w 99-38	13345
REBOUNDS	689	563	12/21/17	at Temple	w 87-60	3185
Rebounds per game	40.5	33.1	* 12/31/17	#22/21 TEXAS A&M	w 61-59	13431
Rebounding margin	+7.4	-	* 01/04/18	at Ole Miss	w 88-62	1018
ASSISTS	284	194	* 01/07/18	at #15/15 Missouri	L 74-83	4652
Assists per game	16.7	11.4	* 01/11/18	AUBURN	w 71-63	12011
TURNOVERS	214	282	* 01/14/18	#6/6 TENNESSEE	L 70-86	14763
Turnovers per game	12.6	16.6	* = Conference game			
Turnover margin	+4.0	-	@ = Gulf Coast Showcase (Estero, Fla.)			
Assist/turnover ratio	1.3	0.7				
STEALS	161	94				
Steals per game	9.5	5.5				
BLOCKS	109	46				
Blocks per game	6.4	2.7				
ATTENDANCE	116550	23572				
Home games-Avg/Game	9-12950	5-3824				
Neutral site-Avg/Game	-	3-1484				

Score by Periods	1st	2nd	3rd	4th	Totals
South Carolina	384	306	353	341	1384
Opponents	209	220	298	293	1020