



SOUTH CAROLINA VOLLEYBALL

UPCOMING OPPONENTS

 Kentucky (16-6, 8-3 SEC) Fri., Nov. 8, 7 PM <i>Memorial Coliseum</i> Series History Kentucky leads 29-18 Trend Kentucky won nine of 10 Last Time Kentucky won 3-0 (10/13/13)	 Georgia (17-7, 7-5 SEC) Sun., Nov. 10, 1:30 PM <i>Ramsey Center</i> Series History Georgia leads 46-18 Trend Georgia won six of 10 Last Time Georgia won 3-0 (10/11/13)	 Florida (22-2, 11-1 SEC) Wed., Nov. 13, 6 PM <i>O'Connell Center</i> Series History Florida leads 48-7 Trend Florida won 13 straight Last Time Florida won 3-0 (11/18/12)	 Alabama (19-6, 6-4 SEC) Fri., Nov. 15, 7 PM <i>VCF</i> Series History Alabama leads 23-18 Trend Rotated wins in last 6 meetings Last Time SC won 3-2 (11/16/12)
--	---	---	---

2013 SCHEDULE (12-11, 3-7 SEC)

DATE	OPPONENT (TV)	RESULT/TIME
8/30	South Carolina State%	W, 3-0
8/30	Florida International%	W, 3-0
8/31	High Point%	W, 3-0
9/6	at Clemson#	L, 3-2
9/7	vs. Furman#	L, 3-1
9/7	vs. Winthrop#	L, 3-2
9/13	vs. Utah State^	W, 3-1
9/13	vs. Liberty^	W, 3-0
9/14	at Duke^	L, 3-1
9/20	Western Carolina&	W, 3-0
9/21	Robert Morris&	W, 3-1
9/21	Presbyterian&	W, 3-0
9/27	at Missouri*	L, 3-0
9/29	at Tennessee*	W, 3-1
10/4	Arkansas*	L, 3-2
10/6	Texas A&M*	W, 3-1
10/11	Georgia*	L, 3-0
10/13	Kentucky*	L, 3-0
10/18	at Mississippi State*	L, 3-0
10/20	at Mississippi*	W, 3-1
10/25	Tennessee*	L, 3-0
10/27	Auburn*	L, 3-0
10/30	Coastal Carolina	W, 3-2
11/8	at Kentucky*	7 PM
11/10	at Georgia*	1:30 PM
11/13	at Florida* (ESPNU)	6 PM
11/15	Alabama*	7 PM
11/17	Missouri*	1:30 PM
11/22	at Arkansas	8 PM
11/24	LSU*	1:30 PM
11/27	at Texas A&M	5 PM

INSIDE

NOTES (p. 2-13)

- ✓ Overview of the Gamecocks (p. 2)
- ✓ Review of last week (p. 2)
- ✓ Scouting Kentucky (p. 2)
- ✓ Scouting Georgia (p. 2-3)
- ✓ Schedule gets tougher (p. 3)
- ✓ Closing in on another milestone (p. 3)
- ✓ Thévenin in the record books (p. 3)
- ✓ All-time records (p. 5)
- ✓ Double-doubles, double-figure kills, digs (p. 6-7)
- ✓ Season stats, match-by-match leaders, career records, team and individual match records (p. 8-14)

PERSONNEL PAGES (p. 15-32)

- ✓ Head coach Scott Swanson's bio (p. 15)
- ✓ 2013 active players' individual pages (p. 16-32)

All times Eastern
 Home matches in **bold**
 % Gamecock Invitational
 # Big Orange Bash
 ^Blue Devil Classic
 & Carolina Classic
 * SEC match

2013 ROSTER

NO	NAME	HT	POS	YR	EXP	HOMETOWN (HIGH SCHOOL)
1	Helen Récaborde	5-10	S	Fr.	HS	Atlanta, Ga. (Atlanta International)
2	Erin Neuenfeldt	5-10	OH/DS	Fr.	HS	Birmingham, Mich. (Seaholm)
3	Dessaa Legros	5-10	MB/OH	Fr.	HS	Kennesaw, Ga. (Allatoona)
4	Darian Dozier	6-1	MB/RS	So.	1L	Sandy Spring, Md. (St. Johns College)
6	Sarah Blomgren	5-11	RS/OH	So.	1L	Canyon Country, Calif. (Saugus)
7	Jacqy Angermiller	6-2	MB/RS	Fr.	HS	Dallas, Texas (LD Bell)
8	Kellie McNeil	6-0	S	RS So.	TR	Eagan, Minn. (Lakeville North)
9	Megan Kirkland	5-7	DS/Libero	Fr.	HS	Lugoff, S.C. (Lugoff-Elgin)
10	Michaela Christiaansen	5-9	Libero	Jr.	TR	Tucson, Ariz. (Ironwood Ridge)
12	Juliette Thévenin	6-2	OH	Sr.	3L	Mont-sur-Marchinne, Belgium
13	Gabrielle Rubeis	5-7	DS/S	Fr.	HS	Gainesville, Fla. (Buchholz)
14	Katlyn McDaniel	6-0	MB	Fr.	HS	Columbia, S.C. (Spring Valley)
15	Lindsey Craft	5-7	Libero	Sr.	3L	Alpharetta, Ga. (Chattahoochee)
16	KoKo Atoa-Williams	5-10	OH	Fr.	HS	Reno, Nev. (Bishop Manogue)
17	Elizabeth Johnbull	6-0	MB	So.	1L	Pflugerville, Texas (Connally)
20	Abby Feruck	6-0	MB/RS	Fr.	HS	Atlanta, Ga. (Blessed Trinity)
21	Jordan Wilson-Talmadge	5-7	DS/Libero	Fr.	HS	Orlando, Fla. (First Academy)

Manager: Melissa Kearse

GAMECOCK STAFF

Head Coach.....	Scott Swanson
Alma Mater.....	Arizona State, 1995
Overall Record (Years).....	94-102 (6+)
SC Record (Years).....	44-41 (2+)
Associate Head Coach.....	Julie Darty
Alma Mater.....	Mercer, 2008
Year at SC.....	2nd
Assistant Coach.....	RJ Abella
Alma Mater.....	Wichita State, 2009
Year at SC.....	1st
Volunteer Assistant.....	Drew Burdette
Director of Operations.....	Amanda Brungs
Graduate Assistant.....	Morgan Thomas

QUICK FACTS

Location	Columbia, S.C.
Founded	1801
Enrollment.....	31,288
Colors	Garnet (PMS 202C) & Black
Nickname.....	Gamecocks
Affiliation.....	NCAA Division I
Conference	Southeastern (Eastern Division)
President	Dr. Harris Pastides
Athletic Director.....	Ray Tanner
Home Court.....	Volleyball Competition Facility
2012 Record.....	18-14
2012 Conference Record.....	6-14
2012 Conference Finish.....	6th East
Starters Returning/Lost +Libero.....	2/4+1
Letterwinners Returning/Lost	5/11
Newcomers	12

MEDIA INFORMATION

Director of Media Relations	Steve Fink
Asst. Director/Volleyball	Justin Holt
Office Phone	(803) 777-7872
Email	jnholt@mailbox.sc.edu
Personal Phone.....	(803) 447-99559
Office Fax	(803) 777-2967
Department Website.....	GamecocksOnline.com
Dept. Facebook.....	facebook.com/GamecocksOnline
Team Facebook.....	facebook.com/GamecockVolleyball
Dept. Twitter	twitter.com/GamecocksOnline
Team Twitter.....	twitter.com/GamecockVolley
Team Facebook.....	facebook.com/GamecockVolleyball
Mailing Address	1304 Heyward St. Rice Athletics Center Columbia, SC 29208

PRONUNCIATION GUIDE

Juliette Thévenin.....	TAY-vah-nah
Sarah Blomgren	BLOHM-grin
Michaela Christiaansen	Mi-KAY-la
Helen Récaborde.....	RECK-uh-board
Erin Neuenfeldt.....	NEW-en-felt
Dessaa Legros.....	Luh-GROSS
KoKo Atoa-Williams	Uh-TOE-uh
Gabrielle Rubeis	ROO-bis
Jordan Wilson-Talmadge	TAL-mehj

ABBREVIATIONS

When needing to abbreviate South Carolina for your scoreboard or broadcast boxes, the preferred shortenings are S. Carolina or SC. Please refrain from using USC or SCAR when referring to the University of South Carolina. Proper logos and wordmarks can be emailed for use by any media outlet upon request. Thanks.

NOTEWORTHY

SOUTH CAROLINA QUICK HITS

- South Carolina enters its third season with head coach Scott Swanson.
- Last year's team went 18-14, the program's second winning season in the last decade and the most wins since 2008 (21).
- The Gamecocks return five letterwinners from a year ago, including two starters (senior Juliette Thévenin, sophomore Darian Dozier).
- With the departure of 11 letterwinners, South Carolina lost 97 percent of its production from last season in assists (1,346), 78.1 percent in digs (1,252) and 58.9 percent in kills (876).
- The 2012 Gamecocks improved their offensive efficiency for the second straight year, raising their hitting percentage 29 points to .255, which ranked third in the SEC.
- South Carolina returns its leader in kills (Juliette Thévenin, 453) and its second-leading blocker (Darian Dozier, 67).

LAST TIME OUT

The Gamecocks won their only match last week, defeating Coastal Carolina in five sets by the scores of 25-22, 22-25, 25-21, 22-25 and 15-13. With the win South Carolina improved its record to 12-11 overall. Sophomore setter Kellie McNeil led the way as she came up one block shy of a triple double, finishing with 52 assists, 12 digs, a career-high nine blocks and six kills (.400). Senior outside hitter Juliette Thévenin delivered her seventh double-double of the season, posting 25 kills and 13 digs. Her 26.5 points moved her to fourth on the Gamecocks' career points list with 1,680.5.

SCOUTING No. 20 KENTUCKY

The Wildcats enter the weekend third in the SEC standings with an 8-3 conference record and a 16-6 overall record. Kentucky has gone 3-2 since its first matchup with the Gamecocks on Oct. 13. The Wildcats are 10-1 at Memorial Coliseum, with their lone loss being 3-0 to Pepperdine on Sept. 13. Kentucky has been one of the most efficient offenses in the league this season, ranking fourth in the SEC with a hitting percentage of .255. Senior outside hitter Whitney Billings, a first-team All-SEC selection in 2012, has been the leader of the Wildcats' offense, leading the team and ranking sixth in the SEC in kills per set (3.63). Sophomore setter Morgan Bergren has played a key role in the Wildcats' offensive success, averaging 10.66 assists per set. Kentucky has also been a force defensively, ranking third in the conference in blocks per set (2.59). The middle blocker duo of senior Alexandra Morgan and sophomore Sara Schwrzwalder have been stellar for the Wildcats, averaging 1.11 and 1.08 blocks per set, respectively. Those numbers rank seventh and eighth in the SEC. Junior Jackie Napper has been the anchor of Kentucky's back line as she averages 3.82 digs per set.

SERIES HISTORY VS. KENTUCKY

Friday's matchup will be the 48th all-time between South Carolina and Kentucky. The Wildcats hold a 29-18 lead in the series, including wins in the last four meetings. The Gamecocks are 1-9 in their last 10 matchups with the Wildcats. South Carolina's last win over Kentucky was a 3-0 victory at the Volleyball Competition Facility on Oct. 22, 2010. The Gamecocks are 6-18 all-time in Lexington, with their last win at Kentucky being a 3-1 victory on Nov. 5, 2003.

LAST TIME VS. KENTUCKY - OCT. 13, 2013

The Gamecocks dropped a three-set decision to the Wildcats earlier this season by the scores of 25-13, 25-22 and 25-23. South Carolina led late in both the second (20-19) and third (21-20) sets, but Kentucky rallied both times. Senior Juliette Thévenin led the way with nine kills and six digs, while Darian Dozier hit .385 to record eighth kills and added three blocks. Junior libero Michaela Christiaansen collected a match-high 21 digs.

SCOUTING GEORGIA

The Bulldogs have been one of the most improved teams in the SEC this season, surpassing last year's win total (14) by three. Georgia is fifth in the SEC standings with a 17-7 overall record and a 7-5 mark in conference play. The Bulldogs have gone 3-4 since their first matchup with South Carolina on Oct. 11. Georgia has spread the wealth offensively this season in its 6-2 system, with four players averaging more than two kills per set. Senior outside hitter Brittany Northcutt has led the way, averaging 2.68 kills per set, while junior outside hitter Inutiraha Le'au (2.40), junior middle Lauren Teknipp (2.39) and senior right side Stacey Smith (2.36) all average more than two per frame. Junior setter Kaylee Kehoe leads the way in assists with an average of 6.18 per set, while sophomore setter Maggie Baumert is averaging 4.64 per set. Defensively, senior middle blocker Elena Perri ranks 12th in the SEC, averaging 0.97 blocks per set, while senior libero Allison Summers is fifth in the SEC with an average of 4.46 digs per set.

AVCA POLL

NO	TEAM (1ST PLACE)	Pts	W-L	Prev
1	Texas (41)	1473	17-2	1
2	Penn State (14)	1447	20-2	2
3	Washington (5)	1395	19-1	3
4	Southern California	1302	20-3	4
5	Florida	1243	22-2	5
6	Stanford	1181	16-5	6
7	Missouri	1142	27-0	7
8	San Diego	1055	19-3	8
9	Minnesota	993	21-4	10
10	Colorado State	982	21-0	9
11	Nebraska	945	17-4	11
12	Hawai'i	799	18-4	13
13	Michigan State	707	18-6	14
14	Purdue	672	16-7	16
15	Duke	591	20-3	18
16	Wisconsin	561	18-6	15
17	Michigan	538	15-8	17
18	Florida State	465	17-6	20
19	North Carolina	433	20-3	12
20	Kentucky	394	16-6	19
21	BYU	372	19-4	21
22	California	218	14-7	22
23	Cal State Northridge	196	19-4	24
24	Kansas	122	19-5	NR
25	Iowa State	62	14-6	NR

RV: Oregon 43; St. Mary's (CA) 36; Oklahoma 27; Marquette 26; Western Kentucky 25; Ohio 14; Colorado 12; Illinois 7; Arizona State 6; Northwestern 3; Arizona 2

Released: Nov. 4 (Week 10)

SEC STANDINGS

Team	CONF		ALL	
	W-L	Pct.	W-L	Pct.
Missouri	11-0	1.000	27-0	1.000
Florida	11-1	.917	22-2	.917
Kentucky	8-3	.727	16-6	.727
Alabama	6-4	.600	19-6	.760
Georgia	7-5	.583	17-7	.708
Auburn	6-5	.545	15-8	.652
Arkansas	7-6	.538	14-10	.583
LSU	4-5	.444	14-7	.667
South Carolina	3-7	.300	12-11	.522
Texas A&M	3-7	.300	11-10	.524
Ole Miss	2-9	.182	12-12	.500
Mississippi State	2-9	.182	11-14	.440
Tennessee	1-10	.091	9-16	.360

THIS WEEKEND'S MATCHES

Friday, Nov. 8	
Arkansas at Alabama	8 p.m.
No. 7 Missouri at Auburn	8 p.m.
LSU at Georgia	7 p.m.
South Carolina at No. 20 Kentucky	7 p.m.
Ole Miss at Tennessee	7 p.m.
Texas A&M at Mississippi State	8 p.m.

Sunday, Nov. 3	
No. 7 Missouri at Alabama	2:30 p.m.
Arkansas at Auburn	2:30 p.m.
South Carolina at Georgia	1:30 p.m.
No. 20 Kentucky at LSU	1 p.m.
Texas A&M at Ole Miss	2:30 p.m.

All times Eastern

NOTEWORTHY

SERIES HISTORY VS. GEORGIA

The Gamecocks and Bulldogs will meet for the 65th time on Sunday. Georgia leads the all-time series 46-18. South Carolina is 4-6 in its last 10 meetings with Georgia. The Gamecocks are 7-19 all-time in matches played in Athens. South Carolina's last win at Georgia was a 3-0 victory on Oct. 16, 2009.

LAST TIME VS. GEORGIA - OCT. 11, 2013

The Gamecocks fell in three sets to the Bulldogs by the scores of 25-21, 25-20 and 27-25 at the Volleyball Competition Facility. South Carolina was unable to overcome 11 Bulldog service aces on the night. Senior Juliette Thévenin paced the Gamecocks with 16 kills and eight digs, while freshman Dessaa Legros added nine kills with a .348 hitting percentage. Freshman middle Jacqy Angermiller tallied seven blocks and six kills, and sophomore setter Kellie McNeil distributed a match-high 33 assists.

GAMECOCKS IN THE SEC STATS

Senior outside hitter Juliette Thévenin has been a force for the Garnet and Black this season as she currently leads the SEC in both kills (4.86) and points (5.20) per set. In SEC matches only, Thévenin ranks first in kills (4.69) and first in points (5.06). Freshman middle blocker Jacqy Angermiller is one of three Gamecocks ranked in the top 20 in blocks as she ranks third with an average of 1.22 per set. Sophomore middle blocker Darian Dozier ranks fifth (1.18), and sophomore setter Kellie McNeil is 14th (0.94). McNeil is also sixth in the SEC in assists per set (10.17), while junior libero Michaela Christiaansen is seventh in digs per set (3.92).

AND IN THE NCAA STATS

One Gamecock ranks in the top 50 nationally in the latest NCAA statistics report. Senior Juliette Thévenin is in the top 10 in the nation in two categories, ranking fifth in kills per set (4.86) and 10th in points per set (5.20). Freshman Jacqy Angermiller sits just outside the top 50 in blocks, averaging 1.22 per set.

SCHEDULE STRENGTHENS DOWN THE STRETCH

The Gamecocks will have one of the toughest Novembers of any team in the SEC. Of their eight remaining matches, three are against opponents currently ranked in the top 25 in No. 20 Kentucky (11/8), No. 5 Florida (11/13) and No. 7 Missouri (11/17). Seven of the eight are in the RPI top 50, including No. 3 Florida, No. 6 Missouri, No. 12 Kentucky, No. 26 LSU, No. 31 Georgia, No. 34 Arkansas and No. 41 Alabama. The lone team not ranked in the RPI top 50, LSU, comes in at No. 54.

GAMECOCKS LOOK TO IMPROVE VS. RANKED OPPONENTS

The Gamecocks are 8-96 against ranked opponents since 1991. South Carolina's last win over a ranked foe was a 3-1 win over No. 6 Florida on Sept. 17, 2006 in Columbia. The Gamecocks have never defeated a ranked SEC opponent on the road. South Carolina's only road win over a ranked opponent during that time span was a 3-1 victory at No. 14 Notre Dame on Sept. 14, 2003 in the Shamrock Invitational.

REACHING A MILESTONE

In South Carolina's match against Auburn, senior outside hitter Juliette Thévenin recorded her 1,500th career kill. Thévenin, who reached the milestone with her eighth kill of the match in the second set, ranks third all-time at South Carolina with 1,532 kills.

CLOSING IN ON THE 1,000-1,000 CLUB

Senior Juliette Thévenin is close to reaching another milestone. Entering Friday's match, she has 1,532 kills and 972 digs for her career. With 28 digs over the final eight matches, Thévenin would become just the second Gamecock of record to reach 1,000 kills and 1,000 digs in a career. Amy Iannocari is the only Gamecock to do so as she recorded 1,231 kills and 1,196 digs for South Carolina from 1991-94.

LEAVING HER MARK

Senior outside hitter Juliette Thévenin has been a regular in the starting lineup during her Gamecock career and her name will be scattered throughout the school record book when she's done. She is currently in the top five in five career categories, ranking third in kills (1,532), second in kills per set (4.11), second in attacks (3,902), fourth in points (1,680.5) and third in points per set (4.50). On the season she is averaging a league-best 4.86 kills and 5.20 points per set. For a complete list of career records see page 11.

AMONG THE ACTIVE LEADERS

Senior outside hitter Juliette Thévenin is among the active career leaders in kills in the SEC and nationally. She ranks second in the SEC with 1,532, trailing only Missouri's Lisa Henning (1,672). She is ninth in career kills and eighth kills per set (4.11) among active Division I players. Her

TEAM STATS

	SC	UK	UGA
ATTACK			
Kills	1134	1083	1159
Errors	443	404	435
Total Attacks	2935	2660	3053
Attack Pct.	.235	.255	.237
Kills/Set	13.5	13.7	13.3
SET			
Assists	1054	1005	1077
Assists/Set	12.5	12.7	12.4
SERVE			
Aces	64	88	103
Errors	131	153	122
Aces/Set	0.8	1.1	1.2
SERVE RECEPTIONS			
Errors	102	69	74
Errors/Set	1.2	0.9	0.9
DEFENSE			
Digs	1213	1066	1304
Digs/Set	14.4	13.5	15.0
BLOCKING			
Block Solo	25	39	67
Block Assist	358	331	294
Total Blocks	204.0	204.5	214.0
Blocks/Set	2.4	2.6	2.5
Block Errors	35	50	67
BALL H. ERRORS	34	18	37

STAT LEADERS

SOUTH CAROLINA

Kills/Set	Figure	SEC Rank
Juliette Thévenin	4.86	1st
Hitting Percentage		
Darian Dozier	.318	14th
Assists/Set		
Kellie McNeil	10.17	6th
Digs/Set		
Michaela Christiaansen	3.92	7th
Blocks/Set		
Jacqy Angermiller	1.22	3rd

KENTUCKY

Kills/Set	Figure	SEC Rank
Whitney Billings	3.63	6th
Hitting Percentage		
Alexandra Morgan	.404	5th
Assists/Set		
Morgan Bergren	10.66	4th
Digs/Set		
Jackie Napper	3.82	8th
Blocks/Set		
Alexandra Morgan	1.11	7th

GEORGIA

Kills/Set	Figure	SEC Rank
Brittany Northcutt	2.68	NR
Hitting Percentage		
Jasmine Eatmon	.321	12th
Assists/Set		
Kaylee Kehoe	6.18	12th
Digs/Set		
Allison Summers	4.46	5th
Blocks/Set		
Elena Perri	0.97	12th

NOTEWORTHY

career average ranks 14th among all divisions, while her career kills total is 20th among all divisions.

PACKING THE STANDS

Gamecock fans have given South Carolina a huge home-court advantage this season by packing the stands at the Volleyball Competition Facility. The Gamecocks have drawn nine crowds of more than 1,000 this season, which included a VCF-record stretch of seven straight, with the Arkansas (1,405) and Texas A&M (1,430) matches being the high marks. The nine matches of 1,000 or more fans is also a VCF record, breaking the previous mark of four, which was set in the 1996 and 2012 seasons. South Carolina has already set the new total attendance mark for the VCF with 13,015 fans attending 13 matches this season, breaking the previous record of 11,787 in 17 matches in 2012. The average of 1,001 fans per match is also on pace to shatter the VCF average attendance record of 765 from the 2002 season. South Carolina's average attendance ranks 31st nationally and fourth in the SEC.

WINNING THE HITTING BATTLE

When South Carolina out-hits its opponents, it is 11-1 on the season. The Gamecocks' lone loss when having a better hitting percentage than their opponent was a five-set loss to Winthrop (.219-.144). South Carolina has hit .267 in wins this season and .201 in losses. Opponents are hitting .145 in Gamecock wins and .273 in Gamecock losses.

REACHING .300

The magic hitting number for the Gamecocks this season has been .300. South Carolina is 6-0 on the year when hitting .300 or better.

GETTING SERVED

The Gamecocks are a perfect 6-0 when recording more service aces than their opponents. South Carolina averages 0.9 service aces per set in wins and 0.6 in losses.

BLOCK PARTY

South Carolina is 10-4 when it finishes with more blocks than its opponent. The Gamecocks out-block the opposition 2.7-1.7 per set in wins and are even at 2.2-2.2 in losses.

SEEING DOUBLE

Senior outside hitter Juliette Thévenin leads the team with seven double-doubles this season. Thévenin has 39 double-doubles for her career, which ranks fourth all-time at South Carolina in records available since 1993.

DOING IT ALL

Sophomore setter Kellie McNeil has been one of South Carolina's most versatile players this season. A transfer from Minnesota, McNeil is averaging 10.17 assists, 1.96 digs and 0.94 blocks per set this season. McNeil's blocks per set average is on pace to be the best in school history of record for a setter. She is currently just ahead of former Gamecock Shellie Higgins' average of 0.92 from the 1983 season.

BULL(DOZIER)

Sophomore middle blocker Darian Dozier played a key role in the Gamecocks' 3-1 win over Texas A&M, recording a career-high 18 kills while hitting .571 and finishing with six block assists. On the season Dozier is averaging 2.10 kills per set and ranks fifth in the SEC with an average of 1.18 blocks per set. She also leads the team in hitting with an average of .318, which ranks 14th in the SEC. In Gamecock wins, Dozier has hit a team-best .384.

FILLING A NEED

Freshman middle blocker Jacqy Angermiller has stepped into the lineup and made her presence felt at the net after missing the first six matches of the season with an injury. Angermiller came up big at the Duke Invitational, averaging a team-best 1.70 blocks per set. She posted a season-high nine blocks to lead the team against Duke. On the season she is averaging 1.68 kills per set and 1.22 blocks per set, which ranks third in the SEC.

THÉVENIN GARNERS SEC HONOR

Senior outside hitter Juliette Thévenin was named SEC Offensive Player of the Week on Sept. 23. Thévenin earned the award for the third time in her career after leading the Gamecocks to three wins to claim the Carolina Classic title. Thévenin, who was named tournament MVP, averaged 5.70 kills per set while hitting .436 for the tournament and averaged 6.00 points and 2.40 digs per set. In South Carolina's win over Western Carolina, she recorded 20 kills, the most in the league in three sets this season. She hit a career-best .571 to finish with 26 kills in a four-set victory over Robert Morris.

TOURNEY TOUGHNESS

NOTEWORTHY

The Gamecocks played in four preseason tournaments this season, the Gamecock Invitational, Big Orange Bash, Duke Invitational and Carolina Classic. It's the most tournaments a South Carolina team has played in before conference play since 2003, when the Gamecocks played in four that season. South Carolina won the Gamecock Invitational and Carolina Classic titles.

ACCUMULATING HARDWARE

The Gamecocks played in four preseason tournaments this season and have been well represented during the tournament awards ceremonies. Senior Juliette Thévenin was named MVP of the Gamecock Invitational and the Carolina Classic. Sophomore Kellie McNeil earned a spot on the Gamecock Invitational All-Tournament Team. Thévenin was also named to the All-Tournament Team at the Big Orange Bash. At the Duke Invitational, McNeil and sophomore Darian Dozier each earned a spot on the All-Tournament Team. Dozier was also named to the Carolina Classic All-Tournament Team.

THÉVENIN NAMED PRESEASON ALL-SEC

Senior outside hitter Juliette Thévenin was named to the Preseason All-SEC squad. Thévenin, a second-team All-SEC selection in 2012, looks to close out her Gamecock career in strong fashion after ranking second in SEC play in both kills per set (4.40) and points per set (4.81) a year ago.

NEW FACES

This year's South Carolina squad doesn't have a lot of familiarity to it, as only five letterwinners return from a year ago. Head coach Scott Swanson brought in 12 newcomers this season, including a freshman class of 10 players. The Gamecocks have received some immediate help from transfers Kellie McNeil (Minnesota) and Michaela Christiaansen (Pepperdine).

YOUNGEST IN THE SEC

South Carolina is the youngest team in the SEC in terms of both underclassmen and freshman. The Gamecocks have 14 underclassmen and 10 freshmen on the roster. Mississippi State is the next closest in underclassmen with 13, while Arkansas has the second most freshmen with eight.

GAMECOCKS ON TV

South Carolina has one match scheduled to be on television this season. The Gamecocks' match at Florida on Wednesday, Nov. 13 will be televised nationally on ESPNU.

ALL-TIME RECORDS

- South Carolina holds a 736-566 (.565) record.
- The Gamecocks are 195-225 (.464) in SEC play.
- In matches played at the Volleyball Competition Facility, South Carolina is 156-81 (.658).

SC IN SEC/NCAA STATS

NCAA Team Rankings

Category	Figure	Rank
Hitting Percentage	.235	75th
Assists/Set	12.55	81st
Kills/Set	13.50	71st
Blocks/Set	2.43	73rd
Service Aces/Set	0.76	325th
Digs/Set	14.44	186th

SEC Team Rankings (Overall)

Category	Figure	Rank
Hitting Percentage	.235	7th
Opp. Hitting Percentage	.208	9th
Assists/Set	12.55	9th
Kills/Set	13.50	7th
Blocks/Set	2.43	5th
Service Aces/Set	0.76	13th
Digs/Set	14.44	8th

SEC Team Rankings (SEC Only)

Category	Figure	Rank
Hitting Percentage	.205	6th
Opp. Hitting Percentage	.259	9th
Assists/Set	12.23	7th
Kills/Set	12.94	8th
Blocks/Set	2.33	5th
Service Aces/Set	0.66	12th
Digs/Set	14.34	9th

NCAA Individual Rankings

Name	Figure	Rank
Hitting Percentage		
Darian Dozier	.318	164th
Kills/Set		
Juliette Thévenin	4.86	5th
Assists/Set		
Kellie McNeil	10.17	101st
Blocks/Set		
Jacqy Angermiller	1.22	67th
Darian Dozier	1.18	81st
Points/Set		
Juliette Thévenin	5.20	10th

SEC Individual Rankings (Overall)

Name	Figure	Rank
Hitting Percentage		
Darian Dozier	.318	14th
Kills/Set		
Juliette Thévenin	4.86	1st
Assists/Set		
Kellie McNeil	10.17	6th
Blocks/Set		
Jacqy Angermiller	1.22	3rd
Darian Dozier	1.18	5th
Kellie McNeil	0.94	14th
Digs/Set		
Michaela Christiaansen	3.92	7th
Points/Set		
Juliette Thévenin	5.20	1st

SEC Individual Rankings (SEC Only)

Name	Figure	Rank
Hitting Percentage		
Darian Dozier	.339	9th
Kills/Set		
Juliette Thévenin	4.69	1st
Assists/Set		
Kellie McNeil	9.71	7th
Blocks/Set		
Darian Dozier	1.06	T-7th
Jacqy Angermiller	1.06	T-7th
Kellie McNeil	0.88	15th
Digs/Set		
Michaela Christiaansen	3.86	8th
Points/Set		
Juliette Thévenin	5.06	1st

NOTEWORTHY

DOUBLE-DOUBLES

These double-doubles have been recorded by the Gamecocks in 2013:

Player (No.)	Opponent	Date	Combination
Juliette Thévenin (7)	Clemson	9/6	30 kills, 10 digs
	Liberty	9/13	16 kills, 14 digs
	Tennessee	9/29	23 kills, 16 digs
	Arkansas	10/4	18 kills, 13 digs
	Texas A&M	10/6	23 kills, 11 digs
	Auburn	10/27	15 kills, 12 digs
Kellie McNeil (5)	Coastal Carolina	10/30	25 kills, 13 digs
	Clemson	9/6	54 assists, 10 digs
	Utah State	9/13	46 assists, 11 digs
	Tennessee	9/29	41 assists, 20 digs
	Arkansas	10/4	42 assists, 13 digs
	Coastal Carolina	10/30	52 assists, 12 digs

DOUBLE-FIGURE KILLS

The following Gamecocks reached double figures in kills in a match in 2013:

Player (No.)	Kills	Opponent	Date	
Juliette Thévenin (20)	12	South Carolina State	8/30	
	20	FIU	8/30	
	30	Clemson	9/6	
	25	Furman	9/7	
	23	Winthrop	9/7	
	14	Utah State	9/13	
	16	Liberty	9/13	
	15	Duke	9/14	
	20	Western Carolina	9/20	
	26	Robert Morris	9/21	
	11	Presbyterian	9/21	
	10	Missouri	9/27	
	23	Tennessee	9/29	
	18	Arkansas	10/4	
	23	Texas A&M	10/6	
	16	Georgia	10/11	
	18	Mississippi State	10/18	
	25	Ole Miss	10/20	
	15	Auburn	10/27	
	25	Coastal Carolina	10/30	
Sarah Blomgren (8)	13	Furman	9/7	
	14	Winthrop	9/7	
	10	Duke	9/14	
	11	Arkansas	10/4	
	10	Texas A&M	10/6	
	10	Mississippi State	10/18	
	12	Ole Miss	10/20	
	10	Tennessee	10/25	
	Darian Dozier (6)	11	Clemson	9/6
		14	Utah State	9/13
10		Western Carolina	9/20	
18		Texas A&M	10/6	
10		Auburn	10/27	
10		Coastal Carolina	10/30	
Dessaa Legros (2)	10	South Carolina State	8/30	
	12	Tennessee	9/29	
Jacqy Angermiller (1)	12	Western Carolina	9/20	
KoKo Atoa-Williams (1)	11	Coastal Carolina	10/30	

RECORD BREAKDOWN

Overall	12-11
Conference	3-7
Vs. Ranked Teams.....	0-1
Home.....	8-5
Away	2-4
Neutral.....	2-2
August.....	3-0
September	6-5
October	3-6
November.....	0-0
December.....	0-0
Sundays.....	3-2
Mondays.....	0-0
Tuesdays.....	0-0
Wednesdays.....	1-0
Thursdays.....	0-0
Fridays.....	5-6
Saturdays.....	3-3
Winning set one.....	11-2
Losing set one.....	1-9
Winning set two.....	8-3
Losing set two.....	4-8
Winning set three.....	11-1
Losing set three.....	1-10
Winning set four.....	5-2
Losing set four.....	1-3
Three-set matches.....	6-6
Four-set matches.....	5-2
Five-set matches.....	1-3
More kills than opposition.....	12-2
Less kills than opposition.....	0-9
Kills equal.....	0-0
More hitting errors than opposition.....	5-5
Less hitting errors than opposition.....	7-3
Hitting errors equal.....	0-3
More attacks than opposition.....	3-5
Less attacks than opposition.....	8-6
Attacks equal.....	1-0
Out-hitting opposition.....	11-1
Out-hit by opposition.....	1-10
Hitting equal.....	0-0
More assists than opposition.....	12-1
Less assists than opposition.....	0-10
Assists equal.....	0-0
More aces than opposition.....	6-0
Less aces than opposition.....	5-9
Aces equal.....	1-2
More service errors than opposition.....	6-2
Less service errors than opposition.....	5-8
Service errors equal.....	1-1
More digs than opposition.....	11-3
Less digs than opposition.....	1-8
Digs equal.....	0-0
More total blocks than opposition.....	10-4
Less total blocks than opposition.....	2-4
Total blocks equal.....	0-3
More ball handling errors than opposition.....	6-4
Less ball handling errors than opposition.....	3-6
Ball handling errors equal.....	3-1

NOTEWORTHY

DOUBLE-FIGURE Digs

The following Gamecocks reached double figures in digs in a match in 2013:

Player (No.)	Digs	Opponent	Date
Michaela Christiaansen (18)	13	FIU	8/30
	10	High Point	8/31
	19	Clemson	9/6
	16	Furman	9/7
	20	Winthrop	9/7
	20	Utah State	9/13
	12	Liberty	9/13
	16	Duke	9/14
	17	Western Carolina	9/20
	19	Robert Morris	9/21
	10	Presbyterian	9/21
	19	Tennessee	9/29
	14	Arkansas	10/4
	13	Texas A&M	10/6
	21	Kentucky	10/13
	19	Ole Miss	10/20
	16	Auburn	10/27
	15	Coastal Carolina	10/30
Gabrielle Rubeis (8)	11	FIU	8/30
	13	Clemson	9/6
	11	Liberty	9/13
	11	Western Carolina	9/20
	20	Arkansas	10/4
	19	Texas A&M	10/6
	10	Georgia	10/11
	21	Coastal Carolina	10/30
Juliette Thévenin (6)	10	Clemson	9/6
	14	Liberty	9/13
	16	Tennessee	9/29
	13	Arkansas	10/4
	11	Texas A&M	10/6
	13	Coastal Carolina	10/30
Lindsey Craft (6)	15	Clemson	9/6
	15	Utah State	9/13
	14	Liberty	9/13
	10	Western Carolina	9/20
	16	Ole Miss	10/20
	12	Coastal Carolina	10/30
Kellie McNeil (5)	10	Clemson	9/6
	11	Utah State	9/13
	20	Tennessee	9/29
	13	Arkansas	10/4
	12	Coastal Carolina	10/30
Megan Kirkland (1)	13	Winthrop	9/7

MATCH-BY-MATCH INDIVIDUAL LEADERS

DATE	OPPONENT	W/L	SCORE	HIGH KILLS	HIGH ASSISTS	HIGH ACES	HIGH DIGS	HIGH BLOCKS
8/30	South Carolina State	W	3-0	Thévenin (12)	Récaborde (14)	Récaborde, Christiaansen (2)	Christiaansen (7)	Dozier (6)
8/30	Florida International	W	3-0	Thévenin (20)	McNeil (32)	Christiaansen (3)	Christiaansen (13)	Dozier (2)
8/31	High Point	W	3-0	McNeil, Legros (8)	McNeil (25)	Craft (2)	Christiaansen (10)	Dozier (8)
9/6	at Clemson	L	3-2	Thévenin (30)	McNeil (54)	McDaniel (1)	Christiaansen (19)	Dozier (5)
9/7	vs. Furman	L	3-1	Thévenin (25)	McNeil (56)	Three players (1)	Christiaansen (16)	Dozier, McNeil (2)
9/7	vs. Winthrop	L	3-2	Thévenin (23)	McNeil (49)	Thévenin (2)	Christiaansen (13)	Dozier (5)
9/13	vs. Utah State	W	3-1	Thévenin, Dozier (14)	McNeil (46)	Dozier (2)	Christiaansen (20)	Dozier, Angermiller (4)
9/13	vs. Liberty	W	3-0	Thévenin (16)	McNeil (37)	McNeil (1)	Craft, Thévenin (14)	Dozier (5)
9/14	at Duke	L	3-1	Thévenin (15)	McNeil (24)	Three players (1)	Christiaansen (16)	Angermiller (9)
9/20	Western Carolina	W	3-0	Thévenin (20)	McNeil (44)	McNeil (2)	Christiaansen (17)	Angermiller (4)
9/21	Robert Morris	W	3-1	Thévenin (26)	McNeil (46)	McNeil (2)	Christiaansen (19)	Dozier (7)
9/21	Presbyterian	W	3-0	Thévenin (11)	McNeil (26)	Christiaansen (2)	Christiaansen (10)	Dozier, Blomgren (5)
9/27	at Missouri	L	3-0	Thévenin (10)	McNeil (21)	Thévenin (2)	Christiaansen (6)	Dozier (3)
9/29	at Tennessee	W	3-1	Thévenin (23)	McNeil (41)	Thévenin (2)	McNeil (20)	McNeil (7)
10/4	Arkansas	L	3-2	Thévenin (18)	McNeil (42)	Christiaansen (2)	Rubeis (20)	Dozier (6)
10/6	Texas A&M	W	3-1	Thévenin (23)	McNeil (53)	Three players (1)	Rubeis (19)	Dozier (6)
10/11	Georgia	L	3-0	Thévenin (16)	McNeil (33)	Kirkland, Rubeis (1)	Rubeis (10)	Angermiller (7)
10/13	Kentucky	L	3-0	Thévenin (9)	McNeil (19)	Thévenin (1)	Christiaansen (21)	Dozier, Blomgren (3)
10/18	at Mississippi State	L	3-0	Thévenin (18)	McNeil (22)	Christiaansen (2)	Thévenin, Christiaansen (9)	Dozier (6)
10/20	at Mississippi	W	3-1	Thévenin (25)	McNeil (45)	Craft, Christiaansen (1)	Christiaansen (19)	Angermiller (8)
10/25	Tennessee	L	3-0	Blomgren (10)	McNeil (20)	McNeil (1)	Christiaansen (9)	Dozier (4)
10/27	Auburn	L	3-0	Thévenin (15)	McNeil (34)	McNeil, Thévenin (1)	Christiaansen (16)	Angermiller (4)
10/30	Coastal Carolina	W	3-2	Thévenin (25)	McNeil (52)	No Aces	Rubeis (21)	McNeil (9)
11/8	at Kentucky							
11/10	at Georgia							
11/13	at Florida							
11/15	Alabama							
11/17	Missouri							
11/22	at Arkansas							
11/24	LSU							
11/27	at Texas A&M							

SOUTH CAROLINA MATCH-BY-MATCH STARTERS

DATE	OPPONENT	W/L	SETTER	OUTSIDE	MIDDLE	DS/OUTSIDE	DS/RIGHT SIDE	MIDDLE	LIBERO
8/30	South Carolina State	W	Kellie McNeil	Juliette Thévenin	Darian Dozier	Gabrielle Rubeis	Katlyn McDaniel	E. Johnbull	M. Christiaansen
8/30	Florida International	W	Kellie McNeil	Juliette Thévenin	Darian Dozier	Gabrielle Rubeis	Sarah Blomgren	E. Johnbull	M. Christiaansen
8/31	High Point	W	Kellie McNeil	Juliette Thévenin	Darian Dozier	Gabrielle Rubeis	Sarah Blomgren	E. Johnbull	M. Christiaansen
9/6	at Clemson	L	Kellie McNeil	Juliette Thévenin	Darian Dozier	Gabrielle Rubeis	Lindsey Craft	E. Johnbull	M. Christiaansen
9/7	at Furman	L	Kellie McNeil	Juliette Thévenin	Darian Dozier	Gabrielle Rubeis	Sarah Blomgren	E. Johnbull	M. Christiaansen
9/7	at Winthrop	L	Kellie McNeil	Juliette Thévenin	Darian Dozier	Gabrielle Rubeis	Sarah Blomgren	E. Johnbull	M. Christiaansen
9/13	at Utah State	W	Kellie McNeil	Juliette Thévenin	Darian Dozier	Gabrielle Rubeis	Lindsey Craft	E. Johnbull	M. Christiaansen
9/14	at Liberty	W	Kellie McNeil	Juliette Thévenin	Darian Dozier	Gabrielle Rubeis	Lindsey Craft	J. Angermiller	M. Christiaansen
9/14	at Duke	L	Kellie McNeil	Juliette Thévenin	Darian Dozier	Gabrielle Rubeis	Sarah Blomgren	J. Angermiller	M. Christiaansen
9/20	Western Carolina	W	Kellie McNeil	Juliette Thévenin	Darian Dozier	Gabrielle Rubeis	Lindsey Craft	J. Angermiller	M. Christiaansen
9/21	Robert Morris	W	Kellie McNeil	Juliette Thévenin	Darian Dozier	Gabrielle Rubeis	Lindsey Craft	J. Angermiller	M. Christiaansen
9/21	Presbyterian	W	Kellie McNeil	Juliette Thévenin	Darian Dozier	Gabrielle Rubeis	Lindsey Craft	J. Angermiller	M. Christiaansen
9/27	at Missouri	L	Kellie McNeil	Juliette Thévenin	Darian Dozier	Gabrielle Rubeis	Lindsey Craft	J. Angermiller	M. Christiaansen
9/29	at Tennessee	W	Kellie McNeil	Juliette Thévenin	Darian Dozier	Gabrielle Rubeis	Lindsey Craft	J. Angermiller	M. Christiaansen
10/4	Arkansas	L	Kellie McNeil	Juliette Thévenin	Darian Dozier	Gabrielle Rubeis	Lindsey Craft	J. Angermiller	M. Christiaansen
10/6	Texas A&M	W	Kellie McNeil	Juliette Thévenin	Darian Dozier	M. Christiaansen	Megan Kirkland	J. Angermiller	Gabrielle Rubeis
10/11	Georgia	L	Kellie McNeil	Juliette Thévenin	Darian Dozier	M. Christiaansen	Lindsey Craft	J. Angermiller	Gabrielle Rubeis
10/13	Kentucky	L	Kellie McNeil	Juliette Thévenin	Darian Dozier	Dessaa Legros	Sarah Blomgren	J. Angermiller	M. Christiaansen
10/18	at Mississippi State	L	Kellie McNeil	Juliette Thévenin	Darian Dozier	Gabrielle Rubeis	Lindsey Craft	J. Angermiller	M. Christiaansen
10/20	at Mississippi	W	Kellie McNeil	Juliette Thévenin	Darian Dozier	Gabrielle Rubeis	Lindsey Craft	J. Angermiller	M. Christiaansen
10/25	Tennessee	L	Kellie McNeil	Juliette Thévenin	Darian Dozier	Gabrielle Rubeis	Lindsey Craft	J. Angermiller	M. Christiaansen
10/27	Auburn	L	Kellie McNeil	Juliette Thévenin	Darian Dozier	Gabrielle Rubeis	Lindsey Craft	J. Angermiller	M. Christiaansen
10/30	Coastal Carolina	W	Kellie McNeil	Juliette Thévenin	Darian Dozier	Gabrielle Rubeis	Lindsey Craft	J. Angermiller	M. Christiaansen
11/8	at Kentucky								
11/10	at Georgia								
11/13	at Florida								
11/15	Alabama								
11/17	Missouri								
11/22	at Arkansas								
11/24	LSU								
11/27	at Texas A&M								

2013 SEASON STATISTICS

Overall record: 12-11 Conf: 3-7 Home: 8-5 Away: 2-4 Neutral: 2-2

#	Player	sp	Attack				Set		Serve			re	Dig		Blocking					points		
			k	k/s	e	ta	pct	a	a/s	sa	se		sa/s	dig	dig/s	bs	ba	total	blk/s		be	bhe
12	Juliette Thevenin	84	408	4.86	140	999	.268	19	0.23	13	35	0.15	26	185	2.20	1	30	31	0.37	6	1	437.0
4	Darian Dozier	84	176	2.10	48	403	.318	4	0.05	5	20	0.06	0	54	0.64	5	94	99	1.18	6	4	233.0
6	Sarah Blomgren	78	166	2.13	76	402	.224	6	0.08	0	0	0.00	0	26	0.33	5	51	56	0.72	9	0	196.5
7	Jacqy Angermiller	60	101	1.68	39	273	.227	4	0.07	0	0	0.00	1	9	0.15	5	68	73	1.22	7	1	140.0
3	Dessaa Legros	56	86	1.54	55	288	.108	5	0.09	0	0	0.00	1	20	0.36	0	11	11	0.20	2	0	91.5
8	Kellie McNeil	82	78	0.95	22	198	.283	834	10.17	11	14	0.13	1	161	1.96	8	69	77	0.94	2	18	131.5
16	KoKo Atoa-Williams	48	72	1.50	43	246	.118	3	0.06	0	0	0.00	3	19	0.40	0	13	13	0.27	2	1	78.5
17	Elizabeth Johnbull	27	26	0.96	10	68	.235	0	0.00	0	0	0.00	2	5	0.19	1	12	13	0.48	1	0	33.0
14	Katlyn McDaniel	8	6	0.75	5	19	.053	0	0.00	1	0	0.12	0	1	0.12	0	4	4	0.50	0	0	9.0
20	Abby Feruck	9	5	0.56	1	10	.400	0	0.00	0	0	0.00	2	1	0.11	0	4	4	0.44	0	0	7.0
1	Helen Recaborde	9	3	0.33	1	7	.286	46	5.11	2	1	0.22	0	17	1.89	0	2	2	0.22	0	7	6.0
10	Michae Christiaansen	84	2	0.02	0	6	.333	76	0.90	15	16	0.18	26	329	3.92	0	0	0	0.00	0	1	17.0
13	Gabrielle Rubeis	83	2	0.02	2	9	.000	28	0.34	4	18	0.05	17	189	2.28	0	0	0	0.00	0	0	6.0
15	Lindsey Craft	68	2	0.03	1	6	.167	22	0.32	9	19	0.13	6	162	2.38	0	0	0	0.00	0	1	11.0
9	Megan Kirkland	25	1	0.04	0	1	1.000	6	0.24	3	5	0.12	5	32	1.28	0	0	0	0.00	0	0	4.0
21	Jord Wilson-Talmadge	6	0	0.00	0	0	.000	1	0.17	1	3	0.17	0	3	0.50	0	0	0	0.00	0	0	1.0
SOUTH CAROLINA		84	1134	13.50	443	2935	.235	1054	12.55	64	131	0.76	102	1213	14.44	25	358	204.0	2.43	35	34	1402.0
Opponents		84	1078	12.83	460	2975	.208	1007	11.99	104	161	1.24	64	1161	13.82	34	254	161.0	1.92	34	31	1343.0

Team Statistics	SC	OPP	Date	Opponent	Score	Score by set	Att.	
ATTACK								
Kills	1134	1078	%8/30/2013	SOUTH CAROLINA STATE	w 3-0	25-14,25-9,25-13	260	
Errors	443	460	%8/30/2013	FIU	w 3-0	25-12,25-22,25-14	1058	
Total Attacks	2935	2975	%8/31/2013	HIGH POINT	w 3-0	25-18,25-17,25-21	1026	
Attack Pct	.235	.208	!9/6/2013	at Clemson	L 2-3	25-22,20-25,21-25,25-20,9-15	1840	
Kills/Set	13.5	12.8	!9/7/2013	vs Furman	L 1-3	27-29,21-25,26-24,20-25	125	
SET								
Assists	1054	1007	!9/7/2013	vs Winthrop	L 2-3	25-21,25-17,22-25,22-25,12-15	254	
Attempts	2970	3027	#9/13/2013	vs Utah State	w 3-1	16-25,25-22,25-20,25-19	221	
Assist Pct	.355	.333	#9/13/2013	vs Liberty	w 3-0	25-19,25-21,25-21	205	
Assists/Set	12.5	12.0	#9/14/2013	at Duke	L 1-3	22-25,25-20,17-25,21-25	1211	
SERVE								
Aces	64	104	&9/20/2013	WESTERN CAROLINA	w 3-0	25-18,25-18,25-19	903	
Errors	131	161	&9/21/2013	ROBERT MORRIS	w 3-1	26-24,20-25,25-10,25-16	604	
Attempts	1865	1813	&9/21/2013	PRESBYTERIAN	w 3-0	25-12,25-15,25-21	1153	
Serve Pct	.930	.911	*9/27/2013	at Mizzou	L 0-3	16-25,14-25,18-25	2904	
Aces/Set	0.8	1.2	*9/29/2013	at Tennessee	w 3-1	25-18,17-25,25-20,25-23	1437	
SERVE RECEPTIONS								
Errors	102	64	*10/4/2013	ARKANSAS	L 2-3	22-25,25-23,16-25,25-23,12-15	1405	
Errors/Set	1.2	0.8	*10/6/2013	TEXAS A&M	w 3-1	25-23,25-20,20-25,25-23	1430	
Attempts	1648	1731	*10/11/2013	GEORGIA	L 0-3	21-25,20-25,25-27	1211	
Reception Pct	.938	.963	*10/13/2013	#15 KENTUCKY	L 0-3	13-25,22-25,23-25	1127	
DEFENSE								
Digs	1213	1161	*10/18/2013	at Mississippi State	L 0-3	26-28,18-25,20-25	489	
Digs/Set	14.4	13.8	*10/20/2013	at Ole Miss	w 3-1	25-20,21-25,25-23,25-18	401	
BLOCKING								
Block Solo	25	34	*10/25/2013	TENNESSEE	L 0-3	19-25,18-25,17-25	1162	
Block Assist	358	254	*10/27/2013	AUBURN	L 0-3	22-25,22-25,23-25	1007	
Total Blocks	204.0	161.0	10/30/2013	COASTAL CAROLINA	w 3-2	25-22,22-25,25-21,22-25,15-13	669	
Blocks/Set	2.4	1.9	% Gamecock Invitational					
Block Errors	35	34	! Big Orange Bash					
Ball handling errors	34	31	# Duke Invitational					
ATTENDANCE								
Total	13015	8282	& Carolina Classic					
Dates/Avg Per Date	13/1001	6/1380	Record in 3-set matches:6-6 • Record in 4-set matches:5-2 • Record in 5-set matches:1-3					
Neutral site #/Avg	4/201							
Current win streak	1	-						
Home win streak	1	-						

2013 CONFERENCE ONLY STATISTICS

RECORD:	OVERALL	HOME	AWAY	NEUTRAL
ALL GAMES	3-7	1-5	2-2	0-0
CONFERENCE	3-7	1-5	2-2	0-0
NON-CONFERENCE	0-0	0-0	0-0	0-0

#	Player	sp	Attack				Set		Serve			Dig		Blocking					points			
			k	k/s	e	ta	pct	a	a/s	sa	se	sa/s	re	dig	dig/s	bs	ba	total		blk/s	be	bhe
12	Juliette Thevenin	35	164	4.69	64	418	.239	5	0.14	7	18	0.20	12	85	2.43	0	12	12	0.34	2	0	177.0
4	Darian Dozier	35	76	2.17	18	171	.339	2	0.06	0	9	0.00	0	21	0.60	3	34	37	1.06	3	3	96.0
6	Sarah Blomgren	32	72	2.25	31	169	.243	1	0.03	0	0	0.00	0	15	0.47	2	19	21	0.66	2	0	83.5
7	Jacqy Angermiller	35	49	1.40	25	153	.157	3	0.09	0	0	0.00	1	5	0.14	4	33	37	1.06	5	1	69.5
3	Dessaa Legros	28	42	1.50	32	160	.062	3	0.11	0	0	0.00	1	12	0.43	0	8	8	0.29	0	0	46.0
8	Kellie McNeil	34	31	0.91	13	95	.189	330	9.71	3	8	0.09	0	73	2.15	3	27	30	0.88	0	11	50.5
16	KoKo Atoa-Williams	15	11	0.73	10	55	.018	2	0.13	0	0	0.00	1	6	0.40	0	2	2	0.13	1	0	12.0
17	Elizabeth Johnbull	6	3	0.50	3	12	.000	0	0.00	0	0	0.00	0	1	0.17	0	3	3	0.50	0	0	4.5
10	Michae Christiaansen	35	2	0.06	0	4	.500	39	1.11	7	7	0.20	13	135	3.86	0	0	0	0.00	0	0	9.0
1	Helen Recaborde	3	1	0.33	0	4	.250	19	6.33	0	1	0.00	0	5	1.67	0	1	1	0.33	0	3	1.5
13	Gabrielle Rubéis	35	1	0.03	1	5	.000	17	0.49	2	9	0.06	12	78	2.23	0	0	0	0.00	0	0	3.0
9	Megan Kirkland	8	1	0.12	0	1	1.000	2	0.25	2	4	0.25	1	9	1.12	0	0	0	0.00	0	0	3.0
15	Lindsey Craft	30	0	0.00	0	1	.000	4	0.13	2	8	0.07	1	55	1.83	0	0	0	0.00	0	1	2.0
21	Jord Wilson-Talmadge	4	0	0.00	0	0	.000	1	0.25	0	2	0.00	0	2	0.50	0	0	0	0.00	0	0	0.0
	TEAM	-	-	-	-	-	-	-	-	-	-	-	5	-	-	-	-	-	-	-	-	-
	SOUTH CAROLINA	35	453	12.94	197	1248	.205	428	12.23	23	66	0.66	47	502	14.34	12	139	81.5	2.33	13	19	557.5
	Opponents	35	491	14.03	169	1242	.259	457	13.06	47	75	1.34	23	517	14.77	15	129	79.5	2.27	20	15	617.5

Team Statistics	SC	OPP	Date	Opponent	Score	Score by set	Att.
ATTACK			*9/27/2013	at Mizzou	L 0-3	16-25,14-25,18-25	2904
Kills	453	491	*9/29/2013	at Tennessee	w 3-1	25-18,17-25,25-20,25-23	1437
Errors	197	169	*10/4/2013	ARKANSAS	L 2-3	22-25,25-23,16-25,25-23,12-15	1405
Total Attacks	1248	1242	*10/6/2013	TEXAS A&M	w 3-1	25-23,25-20,20-25,25-23	1430
Attack Pct	.205	.259	*10/11/2013	GEORGIA	L 0-3	21-25,20-25,25-27	1211
Kills/Set	12.9	14.0	*10/13/2013	#15 KENTUCKY	L 0-3	13-25,22-25,23-25	1127
SET			*10/18/2013	at Mississippi State	L 0-3	26-28,18-25,20-25	489
Assists	428	457	*10/20/2013	at Ole Miss	w 3-1	25-20,21-25,25-23,25-18	401
Attempts	1281	1256	*10/25/2013	TENNESSEE	L 0-3	19-25,18-25,17-25	1162
Assist Pct	.334	.364	*10/27/2013	AUBURN	L 0-3	22-25,22-25,23-25	1007
Assists/Set	12.2	13.1					
SERVE				% Gamecock Invitational			
Aces	23	47		! Big Orange Bash			
Errors	66	75		# Duke Invitational			
Attempts	745	823		& Carolina Classic			
Serve Pct	.911	.909					
Aces/Set	0.7	1.3					
SERVE RECEPTIONS				Record in 3-set matches: 0-6			
Errors	47	23		Record in 4-set matches: 3-0			
Errors/Set	1.3	0.7		Record in 5-set matches: 0-1			
Attempts	746	677					
Reception Pct	.937	.966					
DEFENSE							
Digs	502	517					
Digs/Set	14.3	14.8					
BLOCKING							
Block Solo	12	15					
Block Assist	139	129					
Total Blocks	81.5	79.5					
Blocks/Set	2.3	2.3					
Block Errors	13	20					
Ball handling errors	19	15					
ATTENDANCE							
Total	7342	5231					
Dates/Avg Per Date	6/1224	4/1308					
Neutral site #/Avg	0/0						
Current win streak	0	-					
Home win streak	0	-					

CAREER RECORDS

KILLS

Rank	Name (Years)	Kills
1.	Lori Rowe (1983-86)	1,855
2.	Shonda Cole (2003-06)	1,775
3.	<i>Juliette Thévenin (2010-present)</i>	1,532
4.	Cally Plummer (1998-02)	1,345
5.	Heather Larkin (1994-97)	1,293
6.	Amy Iannocari (1991-94)	1,231
7.	Kim DeNeve (1986-89)	1,179
8.	Ivana Kujundzic (2006-09)	1,133
9.	Berna Dwyer (1999-02)	1,107
10.	Lora Myers (1987-90)	1,100

KILLS PER SET
(Minimum 500 Kills)

Rank	Name (Years)	(K-SP) K/S
1.	Shonda Cole (2003-06)	(1,775-417) 4.26
2.	<i>Juliette Thévenin (2010-present)</i>	(1,532-373) 4.11
3.	Lori Rowe (1983-86)	(1,855-507) 3.66
4.	Kori Ermigarat (1994-95)	(842-233) 3.61
5.	Cally Plummer (1998-02)	(1,345-394) 3.41
6.	Heather Larkin (1994-97)	(1,293-395) 3.27
7.	Crystal Moore (1997-99)	(754-240) 3.14
8.	Kim DeNeve (1986-89)	(1,179-381) 3.09
9.	Berna Dwyer (1999-02)	(1,107-366) 3.02
10.	Ivana Kujundzic (2006-09)	(1,133-389) 2.91

ATTACKS

Rank	Name (Years)	Attacks
1.	Shonda Cole (2003-06)	4,181
2.	<i>Juliette Thévenin (2010-present)</i>	3,902
3.	Lori Rowe (1983-86)	3,874
4.	Amy Iannocari (1991-94)	3,487
5.	Cally Plummer (1998-02)	3,288
6.	Ivana Kujundzic (2006-09)	3,047
7.	Heather Larkin (1994-97)	2,958
8.	Caryn Case (1988-91)	2,936
9.	Lora Myers (1987-90)	2,825
10.	Kim DeNeve (1986-89)	2,819

HITTING PERCENTAGE
(Minimum 1,000 Attacks)

Rank	Name (Years)	(K-E-A) Pct.
1.	Lori Rowe (1983-86)	(1,855-298-3,874) .402
2.	Ashley Edlund (1995-98)	(517-92-1,200) .354
3.	Niece Curry (2001-03)	(704-213-1,495) .328
4.	Belita Salters (2005-08)	(892-299-1,903) .312
5.	Libby Ralston (1989-92)	(699-225-1,572) .302
6.	Sam Alban (1999-02)	(844-316-1,877) .281
7.	Heather Larkin (1994-97)	(1,293-463-2,958) .281
8.	S. Pflughaupt (1986-89)	(1,093-432-2,413) .274
9.	Berna Dwyer (1999-02)	(1,107-420-2,533) .271
10.	Toni Venturini (1984-85)	(555-191-1,357) .268

ASSISTS

Rank	Name (Years)	Assists
1.	Ashley Edlund (1995-98)	5,177
2.	Megan Hosp (1999-02)	4,689
3.	Tammy Correll (1987-90)	4,563
4.	Julie Morrison (1984-87)	3,602
5.	Jodi Thompson (1991-94)	3,237
6.	Taylor Bruns (2009-12)	2,858
7.	Shellie Higgins (1983-84)	2,544
8.	Kelly Morrow (1993-96)	2,136
9.	Bridget Denson-Dorman (2008-09)	2,044
10.	Iris Santos (2003-06)	2,040

ASSISTS PER SET
(Minimum 500 Assists)

Rank	Name (Years)	(A-SP) A/S
1.	Megan Hosp (1999-02)	(4,689-387) 12.12
2.	Ashley Edlund (1995-98)	(5,177-430) 12.04
3.	Tammy Correll (1987-90)	(4,563-447) 10.21
4.	Shellie Higgins (1983-84)	(2,544-254) 10.02

5.	Katelyn Panzau (2003-04)	(1,857-194) 9.57
6.	Bridget Denson-Dorman (2008-09)	(2,044-215) 9.51
7.	Julie Morrison (1984-87)	(3,602-385) 9.36
8.	Taylor Bruns (2009-12)	(2,858-377) 7.58
9.	Jodi Thompson (1991-94)	(3,237-495) 6.54
10.	Kelly Morrow (1993-96)	(2,136-354) 6.03

ACES

Rank	Name (Years)	Aces
1.	Cally Plummer (1998-02)	243
2.	Teri Montoya (1983-84)	214
3.	Tammy Correll (1987-90)	190
4.	Lori Rowe (1983-86)	186
5.	Jodi Thompson (1991-94)	162
6.	Megan Hosp (1999-02)	132
7.	Ashley Edlund (1995-98)	130
8.	Kim Brown (1983-84)	129
9.	Colleen McKenzie (1985-88)	119
10.	Shellie Higgins (1983-84)	116

ACES PER SET
(Minimum 75 Aces)

Rank	Name (Years)	(A-SP) A/S
1.	Teri Montoya (1983-84)	(214-254) 0.84
2.	Cally Plummer (1998-02)	(243-394) 0.62
3.	Kim Brown (1983-84)	(129-254) 0.51
4.	Shellie Higgins (1983-84)	(116-254) 0.46
5.	Tammy Correll (1987-90)	(190-447) 0.43
6.	Lori Rowe (1983-86)	(186-507) 0.37
7.	Crystal Moore (1997-99)	(82-240) 0.34
8.	Megan Hosp (1999-02)	(132-387) 0.34
9.	Jodi Thompson (1991-94)	(162-495) 0.33
10.	Diane Mitchell (1990-93)	(89-275) 0.32

DIGS

Rank	Name (Years)	Digs
1.	Sarah Cline (2006-09)	1,464
2.	Diane Denton (1985-88)	1,462
3.	Hannah Lawing (2007-10)	1,334
4.	Jodi Thompson (1991-94)	1,332
5.	Amy Iannocari (1991-94)	1,196
6.	Ashley Edlund (1995-98)	1,160
7.	Megan Hosp (1999-02)	1,079
8.	Shani Abshier (1994-97)	1,049
9.	Paige Wheeler (2010-12)	1,001
10.	Cally Plummer (1998-02)	996

DIGS PER SET
(Minimum 500 Digs)

Rank	Name (Years)	(D-SP) D/S
1.	Fernanda Laires (1996-97)	(839-208) 4.03
2.	Kori Ermigarat (1994-95)	(920-233) 3.95
3.	Paige Wheeler (2010-12)	(1,001-280) 3.58
4.	Sarah Cline (2006-09)	(1,464-422) 3.47
5.	Hannah Lawing (2007-10)	(1,334-398) 3.35
6.	Crystal Moore (1997-99)	(765-240) 3.19
7.	Diane Denton (1985-88)	(1,462-477) 3.06
8.	Katie Gerst (1992-94)	(986-334) 2.95
9.	Shani Abshier (1994-97)	(1,049-357) 2.94
10.	Megan Hosp (1999-02)	(1,079-387) 2.79

BLOCK SOLOS

Rank	Name (Years)	Block Solos
1.	Stephanie Pflughaupt (1986-89)	264
2.	Lori Rowe (1983-86)	191
3.	Amy Collinsworth (1990-93)	117
4.	Libby Ralston (1989-92)	110
5.	Jennifer Guess (1990-93)	79
6.	Heather Larkin (1994-97)	74
7.	Belita Salters (2005-08)	65
8.	Lorri Anderson (1984-85)	62
9.	Toni Venturini (1984-85)	49
10.	Megan Laughlin (2007-10)	46
	Berna Dwyer (1999-02)	46

BLOCK ASSISTS

Rank	Name (Years)	Block Assists
1.	Stephanie Pflughaupt (1986-89)	461
2.	Lori Rowe (1983-86)	450
3.	Amy Collinsworth (1990-93)	358
4.	Heather Larkin (1994-97)	344
5.	Jennifer Guess (1990-93)	328
6.	Lori Drost (1994-97)	306
7.	Belita Salters (2005-08)	305
8.	Sam Alban (1999-02)	285
9.	Berna Dwyer (1999-02)	278
10.	Cindy Robarge (1995-98)	276

TOTAL BLOCKS

Rank	Name (Years)	Total Blocks
1.	Stephanie Pflughaupt (1986-89)	725
2.	Lori Rowe (1983-86)	641
3.	Amy Collinsworth (1990-93)	475
4.	Heather Larkin (1994-97)	418
5.	Jennifer Guess (1990-93)	407
6.	Libby Ralston (1989-92)	383
7.	Belita Salters (2005-08)	370
8.	Lori Drost (1994-97)	349
9.	Sam Alban (1999-02)	328
10.	Berna Dwyer (1999-02)	324

BLOCKS PER SET
(Minimum 150 Blocks)

Rank	Name (Years)	(B-SP) B/S
1.	Stephanie Pflughaupt (1986-89)	(725-455) 1.59
2.	Dec Dec Fortman (1995-97)	(248-196) 1.27
3.	Lori Rowe (1983-86)	(641-507) 1.26
4.	Sue Little (1983)	(162-131) 1.24
5.	Libby Ralston (1989-92)	(383-310) 1.24
6.	Danika Taylor (1988-99)	(238-206) 1.16
7.	Lauran Ford (2003-05)	(280-251) 1.12
8.	Heather Larkin (1994-97)	(418-395) 1.06
9.	Amy Collinsworth (1990-93)	(475-450) 1.06
10.	Lorri Anderson (1984-85)	(186-178) 1.05

TOTAL POINTS

Rank	Name (Years)	Points
1.	Lori Rowe (1983-86)	2,457.0
2.	Shonda Cole (2003-06)	2,029.0
3.	Cally Plummer (1998-2002)	1,749.5
4.	<i>Juliette Thévenin (2010-present)</i>	1,680.5
5.	Stephanie Pflughaupt (1986-89)	1,679.5
6.	Heather Larkin (1994-97)	1,636.0
7.	Kim DeNeve (1986-89)	1,401.5
8.	Berna Dwyer (1999-2002)	1,399.0
9.	Amy Iannocari (1991-94)	1,386.5
10.	Ivana Kujundzic (2006-09)	1,345.0

POINTS PER SET
(Minimum 500 Points)

Rank	Name (Years)	(P-SP) P/S
1.	Shonda Cole (2003-06)	(2,029.0-417) 4.87
2.	Lori Rowe (1983-86)	(2,457.0-507) 4.85
3.	<i>Juliette Thévenin (2010-present)</i>	(1,680.5-373) 4.50
4.	Cally Plummer (1998-2002)	(1,749.5-362) 4.44
5.	Heather Larkin (1994-97)	(1,636.0-395) 4.14
6.	Kori Ermigarat (1994-95)	(946.5-233) 4.06
7.	Berna Dwyer (1999-2002)	(1,399.0-366) 3.82
8.	Crystal Moore (1997-99)	(892.5-240) 3.72
9.	Stephanie Pflughaupt (1986-89)	(1,679.5-455) 3.69
10.	Kim DeNeve (1986-89)	(1,401.5-381) 3.68

Note: Season statistics were not kept until 1983.

Current players in *italics*

INDIVIDUAL MATCH RECORDS

KILLS

3-SET MATCHES

Rank	Name	Opponent (Date)	Kills
1.	Shonda Cole	Georgia (11/15/2006)	27
2.	Amy Iannocari	Kentucky (10/30/1994)	23
3.	Shonda Cole	Arkansas (10/27/2006)	22
4.	<i>Juliette Thévenin</i>	<i>Montana (8/26/2011)</i>	21
	Cally Plummer	LSU (9/22/2000)	21
	Heather Larkin	North Carolina State (9/6/1997)	21
	Shani Abshier	Kentucky (11/17/1996)	21
	Lori Rowe	USF (10/7/1983)	21
	Lori Rowe	Appalachian State (9/17/1983)	21

4-SET MATCHES

Rank	Name	Opponent (Date)	Kills
1.	Shonda Cole	Florida (9/17/2006)	35
2.	Shonda Cole	College of Charleston (11/22/2006)	29
	Shonda Cole	Tennessee (11/12/2006)	29
4.	Hannah Lawing	Harvard (9/12/2009)	28
	Amy Iannocari	Florida (11/13/1994)	28

5-SET MATCHES

Rank	Name	Opponent (Date)	Kills
1.	Shonda Cole	TCU (8/25/2006)	37
2.	Shonda Cole	Auburn (9/15/2006)	36
	Shonda Cole	Clemson (8/31/2006)	36
4.	Shonda Cole	St. John's (9/8/2006)	32
	Lori Rowe	Louisville (10/28/1983)	32

ATTACKS

3-SET MATCHES

Rank	Name	Opponent (Date)	Attacks
1.	Cally Plummer	Tennessee (11/3/2000)	54
2.	Amy Iannocari	Kentucky (10/30/1994)	53
3.	Shonda Cole	Kentucky (10/8/2006)	52
4.	<i>Juliette Thévenin</i>	<i>Montana (8/26/2011)</i>	50
	Kori Ermigarat	Xavier (9/1/1995)	50

4-SET MATCHES

Rank	Name	Opponent (Date)	Attacks
1.	Shonda Cole	Tennessee (11/12/2006)	73
2.	Shonda Cole	North Carolina (11/27/2004)	72
3.	Shonda Cole	College of Charleston (11/22/2006)	65
	Shonda Cole	Alabama (11/17/2006)	65
	Shonda Cole	Florida (9/17/2006)	65

5-SET MATCHES

Rank	Name	Opponent (Date)	Attacks
1.	Kori Ermigarat	Maryland (9/16/1995)	75
2.	<i>Juliette Thévenin</i>	<i>Clemson (9/6/13)</i>	73
	<i>Juliette Thévenin</i>	<i>Alabama (11/16/2012)</i>	73
	Amy Iannocari	Louisiana Tech (9/19/1992)	73
4.	Shonda Cole	Auburn (9/15/2006)	71
5.	Ivana Kujundzic	Rice (9/11/2009)	70
	Lori Rowe	Louisville (10/28/1983)	70

HITTING PERCENTAGE

3-SET MATCHES (MINIMUM 15 ATTACKS)

Rank	Name	Opponent (Date)	(K-E-A) Pct.
1.	Lori Rowe	Appalachian State (9/17/1983)	(21-1-23) .870
2.	Belita Salters	Mississippi State (11/23/2008)	(15-0-19) .789
3.	Lori Rowe	East Carolina (11/12/1983)	(11-0-15) .733
	Megan Laughlin	South Carolina State (10/23/2008)	(11-0-15) .733
5.	Lori Rowe	Chattanooga (10/8/1983)	(12-0-17) .706

4-SET MATCHES (MINIMUM 20 ATTACKS)

Rank	Name	Opponent (Date)	(K-E-A) Pct.
1.	Berna Dwyer	LSU (10/6/2002)	(17-0-25) .680
2.	Danika Taylor	Mississippi State (9/25/1998)	(16-0-26) .615
3.	Berna Dwyer	Georgia (11/17/2002)	(19-2-29) .586
4.	Niece Curry	LSU (10/6/2002)	(21-3-31) .581
5.	Bethanie Thomas	Elon (9/3/2011)	(16-1-26) .577

5-SET MATCHES (MINIMUM 25 ATTACKS)

Rank	Name	Opponent (Date)	(K-E-A) Pct.
1.	Sam Alban	New Mexico (9/8/2000)	(19-3-28) .571
2.	Niece Curry	Clemson (9/10/2002)	(15-1-25) .560
3.	Belita Salters	UNLV (8/30/2008)	(21-2-35) .543
4.	Belita Salters	Rhode Island (9/5/2008)	(17-2-28) .536
5.	Meredith Moorhead	Kentucky (11/10/2006)	(15-2-25) .520

ASSISTS

3-SET MATCHES

Rank	Name	Opponent (Date)	Assists
1.	Megan Hosp	LSU (9/22/2000)	64
2.	Ashley Edlund	Kentucky (10/20/1995)	59
3.	Megan Hosp	Tennessee (11/3/2000)	55
4.	Jodi Thompson	Kentucky (10/30/1994)	54
5.	Ashley Edlund	Arkansas (11/22/1997)	53
	Kelly Morrow	Appalachian State (9/24/1993)	53

4-SET MATCHES

Rank	Name	Opponent (Date)	Assists
1.	Megan Hosp	Arkansas (9/24/2000)	72
2.	Ashley Edlund	Mississippi State (9/27/1996)	71
3.	Ashley Edlund	Alabama (10/6/1996)	70
	Ashley Edlund	Georgia (11/12/1995)	70
5.	Megan Hosp	Auburn (10/22/1999)	69

5-SET MATCHES

Rank	Name	Opponent (Date)	Assists
1.	Tammy Correll	George Washington (11/12/1988)	84
2.	Julie Morrison	North Carolina State (11/7/1986)	74
3.	Megan Hosp	Northern Illinois (9/8/2000)	65
4.	Iris Santos	Auburn (10/22/2006)	64
	Megan Hosp	Michigan (9/17/1999)	64
	Ashley Edlund	Kentucky (11/5/1995)	64
	Kelly Morrow	Auburn (10/2/1994)	64

ACES

3-SET MATCHES

Rank	Name	Opponent (Date)	Aces
1.	Megan Hosp	Creighton (9/7/2002)	8
	Cally Plummer	Auburn (10/11/1998)	8
3.	Ashley Edlund	Alabama (10/9/1998)	7
4.	Taylor Bruns	Alabama (11/6/2011)	6
	Lynae Vanden Hull	Auburn (10/17/2004)	6
	Megan Hosp	Auburn (9/27/2002)	6
	Berna Dwyer	Auburn (10/26/2001)	6
	Diane Mitchell	Coastal Carolina (9/10/1993)	6
	Lori Rowe	Mississippi State (9/30/1983)	6

4-SET MATCHES

Rank	Name	Opponent (Date)	Aces
1.	Cally Plummer	Clemson (10/10/2001)	8
	Amy Collinsworth	Jacksonville (9/6/1991)	8
3.	Jordan Bradosky	The Citadel (9/26/2010)	6
	Cally Plummer	Arkansas (10/4/2002)	6
	Cally Plummer	North Carolina (11/24/2001)	6
	Cally Plummer	Kentucky (11/8/1998)	6
	Cally Plummer	LSU (10/22/1998)	6
	Cally Plummer	Florida (10/2/1998)	6

5-SET MATCHES

Rank	Name	Opponent (Date)	Aces
1.	Lori Rowe	Cincinnati (10/29/1983)	9
2.	Taylor Bruns	BYU (8/28/2010)	6
	Shonda Cole	Alabama (10/1/2006)	6
	Kim DeNeve	Washington State (9/23/1988)	6
5.	Shonda Cole	LSU (9/23/2005)	5
	Katelyn Panzau	George Washington (9/20/2003)	5
	Lynae Vanden Hull	Santa Clara (9/18/2003)	5
	Cally Plummer	Clemson (9/10/2002)	5
	Cally Plummer	Michigan (9/17/1999)	5
	Dee Dee Fortman	Kentucky (10/24/1997)	5

INDIVIDUAL MATCH RECORDS

DIGS

3-SET MATCHES

Rank	Name	Opponent (Date)	Digs
1.	Kori Ermigarat	Kentucky (10/20/1995)	30
2.	Hannah Lawing	Furman (9/10/2010)	26
	Kori Ermigarat	UNC Greensboro (9/6/1995)	26
	Jodi Thompson	Mercer (9/4/1993)	26
5.	Amy Iannocari	Appalachian State (9/24/1993)	25

4-SET MATCHES

Rank	Name	Opponent (Date)	Digs
1.	Yajaira Cadet	North Carolina (12/6/2002)	30
	Kori Ermigarat	Georgia (11/12/1995)	30
3.	Paige Wheeler	LSU (11/13/2011)	28
	Paige Wheeler	Elon (9/3/2011)	28
	Dinelia Concepcion	Alabama (11/17/2006)	28

5-SET MATCHES

Rank	Name	Opponent (Date)	Digs
1.	Hannah Lawing	Mississippi State (11/13/2010)	38
2.	Sarah Cline	Arkansas (11/2/2007)	36
	Jodi Thompson	Louisiana Tech (9/19/1992)	36
4.	Shani Abshier	Maryland (9/16/1995)	33
5.	Diane Denton	Florida (10/11/1988)	32

BLOCK SOLOS

3-SET MATCHES

Rank	Name	Opponent (Date)	Blocks
1.	Teresa Stenlund	Lipscomb (9/11/2010)	5
	Lori Rowe	Western Carolina (9/24/1983)	5
3.	Belita Salters	Virginia Commonwealth (8/31/2007)	4
	Belita Salters	Boston College (8/25/2007)	4
	Nicole Miller	Mercer (9/3/2005)	4
	Katie Gerst	Davidson (9/12/1994)	4
	Jennifer Guess	Mississippi State (10/3/1993)	4

4-SET MATCHES

Rank	Name	Opponent (Date)	Blocks
1.	Stephanie Pflughaupt	Charlotte (10/5/1988)	9
2.	Stephanie Pflughaupt	Rice (10/18/1986)	5
3.	Heather Larkin	Arkansas (10/5/1997)	4
	Katie Gerst	UNC Asheville (9/25/1993)	4
5.	Nicole Miller	Pittsburgh (9/2/2005)	3
	Lauren Ford	Mississippi (10/8/2004)	3
	Berna Dwyer	American (12/5/2002)	3
	Danika Taylor	Mississippi State (9/25/1998)	3
	Heather Larkin	Georgia (9/26/1997)	3
	Heather Larkin	Mississippi (9/29/1996)	3
	Lori Drost	Mississippi State (9/27/1996)	3
	Dee Dee Fortman	Alabama (10/15/1995)	3
	Heather Larkin	Georgia (9/24/1995)	3
	Stephanie Pflughaupt	Georgia (9/14/1988)	3

5-SET MATCHES

Rank	Name	Opponent (Date)	Blocks
1.	<i>Juliette Thévenin</i>	<i>Alabama (11/16/2012)</i>	4
	Lori Rowe	North Carolina (10/7/1983)	4
3.	Bethanie Thomas	East Tennessee State (8/25/2012)	3
	Belita Salters	LSU (10/26/2008)	3
	Megan Laughlin	LSU (10/28/2007)	3
	Megan Laughlin	Maryland (9/1/2007)	3
	Lynae Vanden Hull	Mississippi State (10/15/2006)	3
	Heather Larkin	Alabama (9/30/1994)	3
	Jennifer Guess	College of Charleston (10/20/1993)	3
	Lori Rowe	Memphis (10/14/1983)	3

BLOCK ASSISTS

3-SET MATCHES

Rank	Name	Opponent (Date)	Blocks
1.	Lori Rowe	College of Charleston (10/4/1983)	11
	Lori Rowe	Western Carolina (9/24/1983)	11
3.	Dee Dee Fortman	Kentucky (10/20/2005)	9
	Dee Dee Fortman	Illinois State (12/4/1997)	9
	Jennifer Guess	Alabama (10/1/1993)	9
	Lori Rowe	Virginia Tech (11/18/1983)	9

4-SET MATCHES

Rank	Name	Opponent (Date)	Blocks
1.	Libby Ralston	Jacksonville (9/6/1991)	15
2.	Stephanie Pflughaupt	Georgia (9/14/1988)	13
3.	Belita Salters	North Carolina (9/10/2005)	10
	Lauren Ford	Mississippi (10/8/2004)	10
	Berna Dwyer	Georgia (11/17/2002)	10
	Berna Dwyer	Arizona State (9/6/2002)	10
	Dee Dee Fortman	Georgia (11/12/1995)	10
	Dee Dee Fortman	Tennessee (10/22/1995)	10
	Heather Larkin	Tennessee (10/14/1994)	10

5-SET MATCHES

Rank	Name	Opponent (Date)	Blocks
1.	Heather Larkin	Kentucky (10/7/1994)	12
2.	Crystal Johnson	St. John's (9/8/2006)	11
3.	Danika Taylor	Michigan (9/17/1999)	10
	Lori Drost	Maryland (9/16/1995)	10
	Amy Collinsworth	College of Charleston (10/20/1993)	10
	Stephanie Pflughaupt	Memphis (11/22/1986)	10
	Lori Rowe	Louisville (10/28/1983)	10
	Lori Rowe	Georgia (10/1/1983)	10

TOTAL BLOCKS

3-SET MATCHES

Rank	Name	Opponent (Date)	Blocks
1.	Lori Rowe	Western Carolina (9/24/1983)	16
2.	Dee Dee Fortman	Kentucky (10/20/1995)	12
3.	Dee Dee Fortman	Illinois State (12/4/1997)	10
	Jennifer Guess	Alabama (10/1/1993)	10
	Lori Rowe	Virginia Tech (11/18/1983)	10
	Lori Rowe	USF (10/7/1983)	10

4-SET MATCHES

Rank	Name	Opponent (Date)	Blocks
1.	Libby Ralston	Jacksonville (9/6/1991)	16
	Stephanie Pflughaupt	Georgia (9/14/1988)	16
3.	Lauren Ford	Mississippi (10/8/2004)	13
4.	Heather Larkin	Tennessee (10/14/1994)	12
	Katie Gerst	UNC Asheville (9/25/1993)	12

5-SET MATCHES

Rank	Name	Opponent (Date)	Blocks
1.	Crystal Johnson	St. John's (9/8/2006)	13
2.	Heather Larkin	Kentucky (10/7/1994)	12
	Lori Rowe	Memphis (11/22/1986)	12
4.	Danika Taylor	Michigan (9/17/1999)	11
	Amy Collinsworth	College of Charleston (10/20/1993)	11
	Lori Rowe	North Carolina (10/7/1983)	11

Note: Box scores are only available from 1993 to the present. Limited historical records prior to 1993 were used to aid in the composition of individual match records as well.

Current players in *italics*

TEAM MATCH RECORDS

KILLS

3-SET MATCHES

Rank	Opponent (Date)	Kills
1.	LSU (9/22/2000)	76
2.	Tennessee (11/3/2000)	74
3.	Kentucky (10/20/1995)	69
4.	Clemson (9/16/1998)	66
	Arkansas (11/22/1997)	66

4-SET MATCHES

Rank	Opponent (Date)	Kills
1.	Georgia (11/12/1995)	88
2.	Arkansas (9/24/2000)	86
3.	Florida (10/31/1997)	83
4.	Florida (9/17/2006)	82
	Houston (9/16/2005)	82
	LSU (10/25/1996)	82
	Alabama (10/6/1996)	82

5-SET MATCHES

Rank	Opponent (Date)	Kills
1.	North Carolina State (11/7/1986)	99
2.	Arkansas (11/23/1996)	86
3.	Arkansas (11/2/2007)	85
	Georgia (11/18/2000)	85
	Northern Illinois (9/8/2000)	85
	Michigan (9/17/1999)	85

TEAM MATCH RECORDS

ATTACKS

3-SET MATCHES

Rank	Opponent (Date)	Attacks
1.	Arkansas (11/22/1997)	179
2.	Tennessee (11/3/2000)	177
3.	Mississippi State (10/8/1995)	171
4.	San Diego (9/13/2002)	166
5.	LSU (9/22/2000)	165

4-SET MATCHES

Rank	Opponent (Date)	Attacks
1.	USF (9/17/1994)	235
2.	Arkansas (9/24/2000)	223
3.	Kentucky (10/22/1993)	220
4.	LSU (10/25/1996)	219
5.	Mississippi State (9/27/1996)	218
	Georgia (11/12/1995)	218

5-SET MATCHES

Rank	Opponent (Date)	Attacks
1.	Northern Illinois (9/8/2000)	243
2.	Tennessee (11/11/2007)	241
	Maryland (9/16/1995)	241
4.	Arkansas (11/2/2007)	234
5.	Arkansas (11/23/1996)	225

HITTING PERCENTAGE

3-SET MATCHES

Rank	Opponent (Date)	(K-E-A) Pct.
1.	SC State (10/23/2008)	(50-3-80) .587
2.	Liberty (9/1/2000)	(62-7-98) .561
3.	Mississippi State (11/23/2008)	(48-3-84) .536
4.	Louisville (9/26/1986)	(N/A) .530
5.	Troy (9/7/2007)	(52-6-92) .500
	Auburn (9/27/2002)	(53-8-90) .500

4-SET MATCHES

Rank	Opponent (Date)	(K-E-A) Pct.
1.	Mississippi State (9/25/1998)	(80-8-165) .436
2.	American (9/7/1996)	(44-7-85) .435
3.	Mississippi (10/16/2011)	(61-11-127) .394
4.	Arkansas (10/5/1997)	(73-7-170) .388
5.	North Carolina (11/24/2001)	(78-18-160) .375

5-SET MATCHES

Rank	Opponent (Date)	(K-E-A) Pct.
1.	Arkansas (11/23/2012)	(68-17-143) .357
2.	Kentucky (10/24/1997)	(81-17-187) .342
3.	Michigan State (9/18/2004)	(64-17-143) .329
4.	Clemson (9/10/2002)	(74-22-162) .321
5.	ETSU (8/25/2012)	(70-21-165) .297

ASSISTS

3-SET MATCHES

Rank	Opponent (Date)	Assists
1.	LSU (9/22/2000)	73
2.	Tennessee (11/3/2000)	69
3.	Kentucky (10/20/1995)	63
4.	Mississippi (11/21/1997)	60
5.	Georgia (11/15/2006)	58
	Mississippi State (11/3/2002)	58

4-SET MATCHES

Rank	Opponent (Date)	Assists
1.	Arkansas (9/24/2000)	81
2.	Florida (9/17/2006)	76
3.	Alabama (10/6/1996)	74
4.	LSU (10/25/1996)	73
	Mississippi State (9/27/1996)	73

5-SET MATCHES

Rank	Opponent (Date)	Assists
1.	North Carolina State (11/7/1986)	95
2.	Arkansas (11/2/2007)	80
3.	Tennessee (11/11/2007)	79
	Northern Illinois (9/8/2000)	79
5.	Auburn (9/14/2007)	76

ACES

3-SET MATCHES

Rank	Opponent (Date)	Aces
1.	Auburn (10/17/2004)	16
	Alabama (9/29/2002)	16
	Creighton (9/7/2002)	16
	Auburn (10/11/1998)	16
5.	Auburn (9/27/2002)	15
	Tennessee (10/26/1997)	15

4-SET MATCHES

Rank	Opponent (Date)	Aces
1.	Jacksonville (9/6/1991)	22
2.	Kentucky (11/8/1998)	16
	Arkansas (10/5/1997)	16
	Western Carolina (9/3/1993)	16
5.	Mississippi (10/12/1997)	15

5-SET MATCHES

Rank	Opponent (Date)	Aces
1.	Santa Clara (9/18/2003)	15
	New Mexico (9/8/2000)	15
	Washington State (9/23/1988)	15
4.	George Washington (9/20/2003)	14
5.	Indiana (9/13/2003)	13
	Michigan (9/17/1999)	13

DIGS

3-SET MATCHES

Rank	Opponent (Date)	Digs
1.	Mississippi State (10/8/1995)	96
	UNC Greensboro (9/6/1995)	96
3.	Kentucky (10/30/1994)	92
4.	Appalachian State (9/24/1993)	91
5.	Mississippi State (11/17/1995)	89

4-SET MATCHES

Rank	Opponent (Date)	Digs
1.	Charlotte (10/26/1993)	120
2.	Mississippi State (9/27/1996)	118
3.	LSU (10/25/1996)	113
4.	Kentucky (10/22/1993)	110
5.	Mississippi State (10/22/2000)	109

5-SET MATCHES

Rank	Opponent (Date)	Digs
1.	Maryland (9/16/1995)	136
2.	Mississippi State (11/13/2010)	114
	George Washington (11/12/1988)	114
4.	Arkansas (11/2/2007)	108
5.	Tennessee (11/11/2007)	106
	Alabama (9/30/1994)	106

BLOCK SOLOS

3-SET MATCHES

Rank	Opponent (Date)	Block Solos
1.	Mercer (9/3/2005)	9
2.	Georgia (10/24/2002)	7
3.	Lipscomb (9/11/2010)	6
	George Washington (9/1/2007)	6
	Tennessee (11/7/1997)	6
	Davidson (9/4/1995)	6

4-SET MATCHES

Rank	Opponent (Date)	Block Solos
1.	Charlotte (10/5/1988)	17
2.	Illinois-Chicago (9/7/1996)	12
3.	Dayton (8/29/2008)	8
	UNC Asheville (9/25/1993)	8
	Florida (9/6/1986)	8

5-SET MATCHES

Rank	Opponent (Date)	Block Solos
1.	Maryland (9/1/2007)	7
2.	Mississippi State (10/15/2006)	6
	Arkansas (9/25/2005)	6
	Memphis (11/22/1986)	6
5.	LSU (10/28/2007)	5

St. John's (9/8/2006)	5
Alabama (9/30/1994)	5

BLOCK ASSISTS

3-SET MATCHES

Rank	Opponent (Date)	Block Assists
1.	Tennessee (11/9/2005)	28
	Kentucky (10/20/1995)	28
3.	Auburn (10/31/2003)	26
	Illinois State (12/4/1997)	26
	Mississippi State (10/8/1995)	26

4-SET MATCHES

Rank	Opponent (Date)	Block Assists
1.	Georgia (11/12/1995)	36
2.	Mississippi (10/8/2004)	34
3.	North Carolina (9/10/2005)	32
4.	Kentucky (10/16/1998)	30
	Tennessee (10/14/1994)	30

5-SET MATCHES

Rank	Opponent (Date)	Block Assists
1.	College of Charleston (9/7/1991)	41
2.	Kentucky (10/7/1994)	36
3.	College of Charleston (10/20/1993)	34
4.	St. John's (9/8/2006)	30
5.	Santa Clara (9/18/2003)	28
	Michigan (9/17/1999)	28
	Colorado State (12/4/1998)	28
	UCF (8/31/1996)	28
	Memphis (11/22/1986)	28

TOTAL BLOCKS

3-SET MATCHES

Rank	Opponent (Date)	Total Blocks
1.	Kentucky (10/20/1995)	18.0
2.	Mercer (9/3/2005)	17.0
3.	Tennessee (11/9/2005)	16.0
4.	Winthrop (11/26/2005)	14.0
	Auburn (10/31/2003)	14.0
	Illinois State (12/4/1997)	14.0
	Alabama (10/1/1993)	14.0

4-SET MATCHES

Rank	Opponent (Date)	Total Blocks
1.	Tennessee (10/14/1994)	22.0
2.	Mississippi (10/8/2004)	21.0
	Georgia (11/12/1995)	21.0
4.	UNC Asheville (9/25/1993)	20.0
5.	North Carolina (9/10/2005)	19.0
	American (12/5/2002)	19.0

5-SET MATCHES

Rank	Opponent (Date)	Total Blocks
1.	North Carolina (10/19/1988)	22.0
2.	College of Charleston (9/7/1991)	21.5
3.	College of Charleston (10/20/1993)	21.0
4.	St. John's (9/8/2006)	20.0
	Memphis (11/22/1986)	20.0

Note: Box scores are only available from 1993 to the present. Limited historical records prior to 1993 were used to aid in the composition of individual match records as well.



SCOTT SWANSON

Head Coach • Third Year at South Carolina

- Coached seven teams that played in the NCAA Tournament (Arizona State 1999, 2000, Minnesota 2006-10)
- Part of staff for seven All-Americans
- Recruited three top-10 classes to Minnesota

The 11th head coach in Gamecock Volleyball history, Scott Swanson looks to continue building the South Carolina program into a national contender entering his third season in Columbia.

Swanson guided the Gamecocks to an 18-14 record last season, the program's second winning season in the last decade. South Carolina got off to a program-best 13-0 start and improved its hitting percentage for a second straight season, ranking second in the SEC with a percentage of .255, an improvement of 29 points from the previous year. Outside hitter Juliette Thévenin garnered second-team All-SEC honors after she ranked second in SEC play with 4.40 kills per set and 4.81 points per set, becoming the first Gamecock since 2008 to receive an All-SEC award.

In Swanson's first season, the Gamecocks went 14-16 and improved its offensive efficiency and its backline defense under his guidance. The team led the SEC with a 16.78 digs average, the best mark in four years for the Gamecocks, and hit .226, a 45-point improvement from the 2011 season. Three times, South Carolina student-athletes garnered an SEC weekly award, with Thévenin picking up the first offensive listing and Paige Wheeler twice gaining the defensive certificate.

Swanson's teams have also proved themselves in the classroom, earning the Team Academic Award from the American Volleyball Coaches Association in 2011-12 and 2012-13. A total of 15 Gamecocks made the SEC Academic Honor Rolls in 2012-13, and thirteen received the honor in 2011-12. The team also claimed the department's Life Skills Team of the Year award in 2011-12, honoring the group for its academic achievements, personal development and work in the community.

Prior to his current head coaching job, Swanson spent five years on the sidelines for the Golden Gophers, helping the team to five-consecutive NCAA Tournament appearances and a 125-46 record. Three times, Minnesota finished second in the Big Ten behind perennial power Penn State. The 2009 team advanced to the national semifinals in the NCAA Tournament.

During his tenure in Minneapolis, Swanson helped the Golden Gophers become an elite blocking team. In five years, Minnesota never ranked lower than 35th in NCAA Division I in blocks. The 2007 team set a program record with 3.54 blocks per set. Five Golden Gophers earned All-America accolades during those five years, including 2009 first-team middle blocker and 2012 US National Team pool member Lauren Gibbemeyer.

Swanson also led the Gophers' recruiting efforts, posting three top-10 recruiting classes according to PrepVolleyball.com. The 2009 group earned top honors from the outlet.

The summer of 2009, Swanson spent time with USA Volleyball's A-2 Junior National Team, and he coached the USA Red team to a second-place showing in the 2008 USA Adult Open Championships.

Swanson brings in four years of head coaching experience to Columbia after his tenure at the University of Texas-El Paso. With a 50-61 career record, Swanson had the team on the brink of the NCAA Tournament in 2005, when the Miners went 21-10. Three players earned all-conference honors under Swanson's tutelage, including honorable mention All-American Kari Stacy. He also inked a high school All-American and saw his team improve in the classroom to a department-best 3.2 GPA in 2005.

Prior to UTEP, Swanson spent six years at his alma mater, Arizona State. He helped the team to two NCAA Tournament appearances during his time in Tempe and coached one second-team All-American and two Pac-10 All-Freshman Team players. Two of his Sun Devil players garnered Academic All-America certificates as well.

Swanson started his coaching career at Mountain View (Ariz.) High School, working as an assistant with the varsity team and leading his junior varsity group to a 17-1 record. As a head coach with the Arizona East Valley Juniors club, he led a 16-1s team to a national runner-up finish and earned Cactus Region Coach of the Year honors. He also served as head coach at Camelback High School before landing the job with Arizona State, where he also played club volleyball.

A graduate of ASU, Swanson is married to the former Erin Meier. The couple has one daughter, Rylee Sue.

HEAD COACHING RECORD

Year	School	W	L	PCT	W	L	PCT	Finish
2002	UTEP	11	14	.440	6	7	.462	2nd WAC East
2003	UTEP	8	22	.267	2	11	.154	5th WAC East
2004	UTEP	10	15	.400	2	11	.154	4th WAC East
2005	UTEP	21	10	.677	10	6	.625	4th CUSA
2011	South Carolina	14	16	.467	5	15	.250	5th SEC East
2012	South Carolina	18	14	.563	6	14	.300	6th SEC East
2013	South Carolina	12	11	.522	3	7	.300	--
TOTAL	6+ Years	94	102	.480	34	71	.324	

ASSISTANT COACHING RECORD

Year	School	W	L	PCT	W	L	PCT	Finish
1996	Arizona State	9	15	.375	4	14	.222	8th Pac-10
1997	Arizona State	13	16	.448	4	14	.222	8th Pac-10
1998	Arizona State	11	14	.440	8	10	.444	T-5th Pac-10
1999	Arizona State	14	13	.519	10	8	.556	5th Pac-10
2000	Arizona State	18	12	.600	9	9	.500	T-5th Pac-10
2001	Arizona State	10	16	.385	5	13	.278	7th Pac-10
2006	Minnesota	26	8	.765	17	3	.850	T-2nd Big Ten
2007	Minnesota	18	13	.581	11	9	.550	T-3rd Big Ten
2008	Minnesota	27	7	.794	16	4	.800	2nd Big Ten
2009	Minnesota	28	9	.757	15	5	.750	3rd Big Ten
2010	Minnesota	26	8	.765	14	6	.700	2nd Big Ten
TOTAL	11 Years	200	131	.604	113	95	.543	

THE SWANSON TIMELINE

Coaching

2011-present	Head coach, South Carolina
2006-2010	Assistant coach, associate head coach, Minnesota
2009	Assistant coach, USA Volleyball A-2 Women's Team
2002-2005	Head coach, UTEP
1996-2001	Assistant coach, associate head coach, Arizona State
1994-1995	Head coach, Camelback High School
1993-2000	Head coach, Arizona East Valley Juniors
1991-1992	Assistant coach, Mountain View High School

Education

1995	B.A., Family studies and human development, Arizona State
------	---



1 - HELEN RÉCABORDE

5-10 • Fr. • S • Atlanta, Ga. (Atlanta International)

SEASON NOTES

Played in all three sets in the season opener vs. South Carolina State (8/30)...Recorded a match-high 14 assists...Filled in at setter mid-way through match vs. Duke (9/14) and recorded 11 assists and five digs in two sets...Saw time in win over Robert Morris (9/21) and registered one kill, two assists, two digs and a block assist...Played in the third set against No. 15 Kentucky and distributed nine assists...Distributed 10 assists and had five digs, one kill and one block assist at Mississippi State (10/18).

Season Highs

Kills

1, 3x, last vs.
Mississippi State (10/18)

Attempts

3, Mississippi State
(10/18)

Hit. % (Min. 12 Att.)

N/A

Assists

14, SC State (8/30)

Service Aces

2, SC State (8/30)

Digs

5, 3x, last vs.
Mississippi State
(10/18)

Blocks Solo

N/A

Block Assists

1, 2x, last vs.
Mississippi State
(9/21)

Total Blocks

1, 2x, last vs.
Mississippi State
(9/21)

2013 Match-By-Match Statistics

DATE	OPP	SP	KILL	ERR	ATT	PCT	AST	SA	SE	RE	DIG	BS	BA	BE	TB	BHE	P
8/30	South Carolina State	3	1	1	2	.000	14	2	0	0	5	0	0	0	0.0	3	3.0
8/30	FIU	--	--	--	--	--	--	--	DNP	--	--	--	--	--	--	--	--
8/31	High Point	--	--	--	--	--	--	--	DNP	--	--	--	--	--	--	--	--
9/6	at Clemson	--	--	--	--	--	--	--	DNP	--	--	--	--	--	--	--	--
9/7	vs. Furman	--	--	--	--	--	--	--	DNP	--	--	--	--	--	--	--	--
9/7	vs. Winthrop	--	--	--	--	--	--	--	DNP	--	--	--	--	--	--	--	--
9/13	vs. Utah State	--	--	--	--	--	--	--	DNP	--	--	--	--	--	--	--	--
9/13	vs. Liberty	--	--	--	--	--	--	--	DNP	--	--	--	--	--	--	--	--
9/14	at Duke	2	0	0	0	.000	11	0	0	0	5	0	0	0	0.0	1	0.0
9/20	Western Carolina	--	--	--	--	--	--	--	DNP	--	--	--	--	--	--	--	--
9/21	Robert Morris	1	1	0	1	1.000	2	0	0	0	2	0	1	0	1.0	0	1.5
9/21	Presbyterian	--	--	--	--	--	--	--	DNP	--	--	--	--	--	--	--	--
9/27	at Missouri	--	--	--	--	--	--	--	DNP	--	--	--	--	--	--	--	--
9/29	at Tennessee	--	--	--	--	--	--	--	DNP	--	--	--	--	--	--	--	--
10/4	Arkansas	--	--	--	--	--	--	--	DNP	--	--	--	--	--	--	--	--
10/6	Texas A&M	--	--	--	--	--	--	--	DNP	--	--	--	--	--	--	--	--
10/11	Georgia	--	--	--	--	--	--	--	DNP	--	--	--	--	--	--	--	--
10/13	Kentucky	1	0	0	1	.000	9	0	0	0	0	0	0	0	0.0	2	0.0
10/18	at Mississippi State	2	1	0	3	.333	10	0	1	0	5	0	1	0	1.0	1	1.5
10/20	at Mississippi	--	--	--	--	--	--	--	DNP	--	--	--	--	--	--	--	--
10/25	Tennessee	--	--	--	--	--	--	--	DNP	--	--	--	--	--	--	--	--
10/27	Auburn	--	--	--	--	--	--	--	DNP	--	--	--	--	--	--	--	--
10/30	Coastal Carolina	--	--	--	--	--	--	--	DNP	--	--	--	--	--	--	--	--
11/8	at Kentucky	--	--	--	--	--	--	--	--	--	--	--	--	--	--	--	--
11/10	at Georgia	--	--	--	--	--	--	--	--	--	--	--	--	--	--	--	--
11/13	at Florida	--	--	--	--	--	--	--	--	--	--	--	--	--	--	--	--
11/15	Alabama	--	--	--	--	--	--	--	--	--	--	--	--	--	--	--	--
11/17	Missouri	--	--	--	--	--	--	--	--	--	--	--	--	--	--	--	--
11/22	at Arkansas	--	--	--	--	--	--	--	--	--	--	--	--	--	--	--	--
11/24	LSU	--	--	--	--	--	--	--	--	--	--	--	--	--	--	--	--
11/27	at Texas A&M	--	--	--	--	--	--	--	--	--	--	--	--	--	--	--	--

CAREER STATISTICS

YEAR	SP	MP	KILL	K/S	ERR	ATT	PCT	AST	A/S	SA	SA/S	SE	DIG	D/S	RE	BS	BA	TB	B/S	BE	BHE	P	P/S
2013	9	5	3	0.33	1	7	.286	46	5.11	2	0.22	1	17	1.89	0	0	2	2	0.22	0	7	6.0	0.67



2 - ERIN NEUENFELDT

5-10 • Fr. • OH/DS • Birmingham, Mich. (Seaholm)

SEASON NOTES

Has not played.

Season Highs

Kills	N/A
Attempts	N/A
Hit. % (Min. 12 Att.)	N/A
Assists	N/A
Service Aces	N/A
Digs	N/A
Blocks Solo	N/A
Block Assists	N/A
Total Blocks	N/A

2013 Match-By-Match Statistics

DATE	OPP	SP	KILL	ERR	ATT	PCT	AST	SA	SE	RE	DIG	BS	BA	BE	TB	BHE	P
8/30	South Carolina State	--	--	--	--	--	--	--	DNP	--	--	--	--	--	--	--	--
8/30	FIU	--	--	--	--	--	--	--	DNP	--	--	--	--	--	--	--	--
8/31	High Point	--	--	--	--	--	--	--	DNP	--	--	--	--	--	--	--	--
9/6	at Clemson	--	--	--	--	--	--	--	DNP	--	--	--	--	--	--	--	--
9/7	vs. Furman	--	--	--	--	--	--	--	DNP	--	--	--	--	--	--	--	--
9/7	vs. Winthrop	--	--	--	--	--	--	--	DNP	--	--	--	--	--	--	--	--
9/13	vs. Utah State	--	--	--	--	--	--	--	DNP	--	--	--	--	--	--	--	--
9/13	vs. Liberty	--	--	--	--	--	--	--	DNP	--	--	--	--	--	--	--	--
9/14	at Duke	--	--	--	--	--	--	--	DNP	--	--	--	--	--	--	--	--
9/20	Western Carolina	--	--	--	--	--	--	--	DNP	--	--	--	--	--	--	--	--
9/21	Robert Morris	--	--	--	--	--	--	--	DNP	--	--	--	--	--	--	--	--
9/21	Presbyterian	--	--	--	--	--	--	--	DNP	--	--	--	--	--	--	--	--
9/27	at Missouri	--	--	--	--	--	--	--	DNP	--	--	--	--	--	--	--	--
9/29	at Tennessee	--	--	--	--	--	--	--	DNP	--	--	--	--	--	--	--	--
10/4	Arkansas	--	--	--	--	--	--	--	DNP	--	--	--	--	--	--	--	--
10/6	Texas A&M	--	--	--	--	--	--	--	DNP	--	--	--	--	--	--	--	--
10/11	Georgia	--	--	--	--	--	--	--	DNP	--	--	--	--	--	--	--	--
10/13	Kentucky	--	--	--	--	--	--	--	DNP	--	--	--	--	--	--	--	--
10/18	at Mississippi State	--	--	--	--	--	--	--	DNP	--	--	--	--	--	--	--	--
10/20	at Mississippi	--	--	--	--	--	--	--	DNP	--	--	--	--	--	--	--	--
10/25	Tennessee	--	--	--	--	--	--	--	DNP	--	--	--	--	--	--	--	--
10/27	Auburn	--	--	--	--	--	--	--	DNP	--	--	--	--	--	--	--	--
10/30	Coastal Carolina	--	--	--	--	--	--	--	DNP	--	--	--	--	--	--	--	--
11/8	at Kentucky	--	--	--	--	--	--	--	DNP	--	--	--	--	--	--	--	--
11/10	at Georgia	--	--	--	--	--	--	--	DNP	--	--	--	--	--	--	--	--
11/13	at Florida	--	--	--	--	--	--	--	DNP	--	--	--	--	--	--	--	--
11/15	Alabama	--	--	--	--	--	--	--	DNP	--	--	--	--	--	--	--	--
11/17	Missouri	--	--	--	--	--	--	--	DNP	--	--	--	--	--	--	--	--
11/22	at Arkansas	--	--	--	--	--	--	--	DNP	--	--	--	--	--	--	--	--
11/24	LSU	--	--	--	--	--	--	--	DNP	--	--	--	--	--	--	--	--
11/27	at Texas A&M	--	--	--	--	--	--	--	DNP	--	--	--	--	--	--	--	--

CAREER STATISTICS

YEAR	SP	MP	KILL	K/S	ERR	ATT	PCT	AST	A/S	SA	SA/S	SE	DIG	D/S	RE	BS	BA	TB	B/S	BE	BHE	P	P/S
2013	--	--	--	--	--	--	--	--	--	--	--	--	--	--	--	--	--	--	--	--	--	--	--



3 - DESSAA LEGROS

5-10 • Fr. • MB/OH • Kennesaw, Ga. (Allatoona)

SEASON NOTES

Played all nine sets in the Gamecock Invitational...Averaged 2.78 kills per set while hitting .345 for the tournament...Recorded 10 kills on 15 attacks (.667) in the opener vs. South Carolina State (8/30)...Saw action in two sets vs. Utah State (9/13) and recorded one kill... Played in all three matches of the Carolina Classic...Hit .429 to finish with seven kills in win over Robert Morris (9/21)...Finished with seven kills, two digs and a block assist at Missouri (9/27)...Produced career-high 12 kills and four digs in win at Tennessee (9/29)... Contributed a kill, an assist, a dig and a block assist against Arkansas (10/4)...Tallied five kills and a block assist in win over Texas A&M (10/6)...Registered five kills while hitting .348 and recorded a season-high two block assists against Georgia (10/11)...Had four kills and three digs against No. 15 Kentucky (10/13)...Had one kill at Mississippi State (10/18)...Finished with three kills and a dig against Tennessee (10/25)...Recorded a dig and a block assists against Auburn (10/27).

- Season Highs**
- Kills**
12, Tennessee (9/29)
- Attempts**
35, Tennessee (9/29)
- Hit. % (Min. 12 Att.)**
.667, SC State (8/30)
- Assists**
2, Furman (9/7)
- Service Aces**
N/A
- Digs**
4, Tennessee (9/29)
- Blocks Solo**
N/A
- Block Assists**
2, Georgia (10/11)
- Total Blocks**
2, Georgia (10/11)

2013 Match-By-Match Statistics																		
DATE	OPP	SP	KILL	ERR	ATT	PCT	AST	SA	SE	RE	DIG	BS	BA	BE	TB	BHE	P	
8/30	South Carolina State	3	10	0	15	.667	0	0	0	0	0	0	0	0	0.0	0	10.0	
8/30	FIU	3	7	3	20	.200	0	0	0	0	0	0	1	0	1.0	0	7.5	
8/31	High Point	3	8	2	23	.261	0	0	0	0	1	0	1	0	1.0	0	8.5	
9/6	at Clemson	3	4	5	18	-.056	0	0	0	0	2	0	1	0	1.0	0	4.5	
9/7	vs. Furman	4	4	3	12	.083	2	0	0	0	3	0	0	1	0.0	0	4.0	
9/7	vs. Winthrop	1	0	0	0	.000	0	0	0	0	0	0	0	0	0.0	0	0.0	
9/13	vs. Utah State	2	1	3	7	-.286	0	0	0	0	1	0	0	0	0.0	0	1.0	
9/13	vs. Liberty	--	--	--	--	--	--	--	DNP	--	--	--	--	--	--	--	--	
9/14	at Duke	2	0	0	1	.000	0	0	0	0	0	0	0	0	0.0	0	0.0	
9/20	Western Carolina	1	1	1	3	.000	0	0	0	0	0	0	0	0	0.0	0	1.0	
9/21	Robert Morris	3	7	1	14	.429	0	0	0	0	1	0	0	1	0.0	0	7.0	
9/21	Presbyterian	3	2	5	15	-.200	0	0	0	0	0	0	0	0	0.0	0	2.0	
9/27	at Missouri	3	7	4	15	.200	0	0	0	0	2	0	1	0	1.0	0	7.5	
9/29	at Tennessee	4	12	3	35	.257	1	0	0	0	4	0	1	0	1.0	0	12.5	
10/4	Arkansas	4	1	4	14	-.214	1	0	0	0	1	0	1	0	1.0	0	1.5	
10/6	Texas A&M	4	5	2	17	.176	0	0	0	0	0	0	1	0	1.0	0	5.5	
10/11	Georgia	3	9	1	23	.348	1	0	0	1	0	0	2	0	2.0	0	10.0	
10/13	Kentucky	3	4	7	26	-.115	0	0	0	0	3	0	1	0	1.0	0	4.5	
10/18	at Mississippi State	2	1	3	4	-.500	0	0	0	0	0	0	0	0	0.0	0	1.0	
10/20	at Mississippi	1	0	0	1	.000	0	0	0	0	0	0	0	0	0.0	0	0.0	
10/25	Tennessee	3	3	5	13	-.154	0	0	0	0	1	0	0	0	0.0	0	3.0	
10/27	Auburn	1	0	3	12	-.250	0	0	0	0	1	0	1	0	1.0	0	0.5	
10/30	Coastal Carolina	--	--	--	--	--	--	--	DNP	--	--	--	--	--	--	--	--	
11/8	at Kentucky																	
11/10	at Georgia																	
11/13	at Florida																	
11/15	Alabama																	
11/17	Missouri																	
11/22	at Arkansas																	
11/24	LSU																	
11/27	at Texas A&M																	

CAREER STATISTICS

YEAR	SP	MP	KILL	K/S	ERR	ATT	PCT	AST	A/S	SA	SA/S	SE	DIG	D/S	RE	BS	BA	TB	B/S	BE	BHE	P	P/S
2013	56	21	86	1.54	55	288	.108	5	0.09	0	0.00	0	20	0.36	1	0	11	11	0.20	2	0	91.5	1.62



4 - DARIAN DOZIER

6-1 • So. • MB/RS • Sandy Spring, Md. (St. Johns College)

SEASON NOTES

Started all three matches and played all nine sets in the Gamecock Invitational...Averaged 1.78 blocks per set, which leads the SEC... Averaged 2.00 kills per set while hitting .324 for the tournament...Recorded six kills and six block assists in win over South Carolina State (8/30)...Tallied career-high eight blocks in win over High Point (8/31)...Finished with 11 kills (.391) in loss at Clemson (9/6)... Contributed career-high six digs and five block assists against the Tigers...Named to All-Tournament Team at Duke Invitational... Posted 14 kills while hitting .407 and two service aces in win over Utah State (9/13)...Added four digs and four blocks against the Aggies...Hit .353 to record eight kills and produced five blocks in sweep of Liberty (9/13)...Had six kills and four block assists in four-set loss to Duke (9/14)...Earned Carolina Classic All-Tournament honors...Hit career-best .625 to register 10 kills in sweep of Western Carolina (9/20)...Had six kills and seven blocks against Robert Morris (9/21)...Finished with seven kills with a hitting percentage of .375 and five blocks in sweep of Presbyterian (9/21)...Had four kills, three block assists and two digs at Missouri (9/27)...Hit .304 to record nine kills and added six blocks and three digs in win at Tennessee (9/29)...Had seven kills with a hitting percentage of .438 and six block assists against Arkansas (10/4)...Produced a career-high 18 kills while hitting .571 and six block assists in win over Texas A&M (10/6)...Finished with four kills and three digs against Georgia (10/11)...Had eight kills while hitting .385 and three block assists against No. 15 Kentucky (10/13)...Contributed four kills and six blocks at Mississippi State (10/18)...Recorded nine kills while hitting .600 with no errors in win at Ole Miss (10/20)...Registered three kills and four blocks against Tennessee (10/25)...Chipped in 10 kills and two blocks against Auburn (10/27)...Tallied 10 kills and seven blocks in win over Coastal Carolina (10/30).

- Season Highs**
- Kills**
18, Texas A&M (10/6)
- Attempts**
28, 2x, last vs. Coastal Carolina (10/30)
- Hit. % (Min. 12 Att.)**
.625, Western Carolina (9/20)
- Assists**
1, 4x, last vs. Mississippi State (10/18)
- Service Aces**
2, Utah State (9/13)
- Digs**
6, Clemson (9/6)
- Blocks Solo**
1, 5x, last vs. Coastal Carolina (10/30)
- Block Assists**
8, High Point (8/31)
- Total Blocks**
8, High Point (8/31)

- Career Highs**
- Kills**
18, Texas A&M (10/6/13)
- Attempts**
28, Texas A&M (10/6/13)
- Hit. % (Min. 12 Att.)**
.625, Western Carolina (9/20/13)
- Assists**
2, LSU (9/16/12)
- Service Aces**
2, Utah State (9/13/13)
- Digs**
6, Clemson (9/6/13)
- Blocks Solo**
2, 2x, last Mississippi (9/30/12)
- Block Assists**
8, High Point (8/31/13)
- Total Blocks**
8, High Point (8/31/13)

2013 Match-By-Match Statistics																		
DATE	OPP	SP	KILL	ERR	ATT	PCT	AST	SA	SE	RE	DIG	BS	BA	BE	TB	BHE	P	
8/30	South Carolina State	3	6	2	12	.333	0	1	0	0	0	0	6	0	6.0	0	10.0	
8/30	FIU	3	7	2	16	.312	0	0	0	0	2	0	2	0	2.0	0	8.0	
8/31	High Point	3	5	2	9	.333	0	0	1	0	2	0	8	1	8.0	0	9.0	
9/6	at Clemson	5	11	2	23	.391	1	0	2	0	6	0	5	0	5.0	0	13.5	
9/7	vs. Furman	4	6	2	16	.250	0	1	0	0	5	0	2	0	2.0	0	8.0	
9/7	vs. Winthrop	5	4	5	19	-.053	1	0	2	0	1	0	5	0	5.0	0	6.5	
9/13	vs. Utah State	4	14	3	27	.407	0	2	1	0	4	1	3	0	4.0	0	18.5	
9/13	vs. Liberty	3	8	2	17	.353	0	0	0	0	3	0	5	0	5.0	0	10.5	
9/14	at Duke	4	6	2	16	.250	0	1	0	0	0	0	4	0	4.0	0	9.0	
9/20	Western Carolina	3	10	0	16	.625	0	0	1	0	4	0	2	0	2.0	0	11.0	
9/21	Robert Morris	4	6	1	17	.294	0	0	2	0	3	0	7	1	7.0	1	9.5	
9/21	Presbyterian	3	7	1	16	.375	0	0	1	0	0	0	5	0	5.0	0	9.5	
9/27	at Missouri	3	4	1	10	.300	0	0	1	0	2	0	3	0	3.0	0	5.5	
9/29	at Tennessee	4	9	2	23	.304	0	0	2	0	3	1	5	1	6.0	1	12.5	
10/4	Arkansas	5	7	0	16	.438	0	0	1	0	2	0	6	0	6.0	0	10.0	
10/6	Texas A&M	4	18	2	28	.571	1	0	1	0	4	0	6	1	6.0	1	21.0	
10/11	Georgia	3	4	2	15	.133	0	0	2	0	3	0	0	0	0.0	0	4.0	
10/13	Kentucky	3	8	3	13	.385	0	0	1	0	3	0	3	0	3.0	0	9.5	
10/18	at Mississippi State	3	4	2	17	.118	1	0	0	0	0	1	5	0	6.0	0	7.5	
10/20	at Mississippi	4	9	0	15	.600	0	0	0	0	2	0	1	0	1.0	0	9.5	
10/25	Tennessee	3	3	2	12	.083	0	0	1	0	0	1	3	1	4.0	0	5.5	
10/27	Auburn	3	10	4	22	.273	0	0	0	0	2	0	2	0	2.0	1	11.0	
10/30	Coastal Carolina	5	10	6	28	.143	0	0	1	0	3	1	6	1	7.0	0	14.0	
11/8	at Kentucky																	
11/10	at Georgia																	
11/13	at Florida																	
11/15	Alabama																	
11/17	Missouri																	
11/22	at Arkansas																	
11/24	LSU																	
11/27	at Texas A&M																	

CAREER STATISTICS

YEAR	SP	MP	KILL	K/S	ERR	ATT	PCT	AST	A/S	SA	SA/S	SE	DIG	D/S	RE	BS	BA	TB	B/S	BE	BHE	P	P/S
2012	96	31	129	1.34	43	325	.265	6	0.06	0	0.00	0	24	0.25	0	7	60	67	0.70	12	0	166.0	1.73
2013	84	23	176	2.10	48	403	.318	4	0.05	5	0.06	20	54	0.64	0	5	94	99	1.18	6	4	233.0	2.77
TOTAL	180	54	305	1.69	91	728	.294	10	0.06	5	0.03	20	78	0.43	0	12	154	166	0.92	18	4	399.0	2.22



6 - SARAH BLOMGREN

5-11 • So. • RS/OH • Canyon Country, Calif. (Saugus)

SEASON NOTES

Started two matches in the Gamecock Invitational...Recorded career-high five blocks and seven kills in win over High Point (8/31)... Hit .321 to produce 13 kills in loss to Furman (9/7)...Tallied career-high 14 kills on .357 hitting and three digs in loss to Winthrop (9/7)...Produced seven kills and three blocks in win over Utah State (9/13)...Played all three sets in sweep up Liberty (9/13), recording three kills and four blocks...Finished with 10 kills and two blocks in loss to Duke (9/14)...Had six kills in sweep of Western Carolina (9/20)...Registered five kills and five blocks in win over Robert Morris (9/21)...Chipped in five kills and matched career high with five blocks against Presbyterian (9/21)...Finished with one kill and a block assist at Missouri (9/27)...Contributed two kills and two block assists in win at Tennessee (9/29)...Had 11 kills and three blocks against Arkansas (10/4)...Tallied 10 kills and two block assists in win over Texas A&M (10/6)...Registered four kills and a pair of block assists against Georgia (10/11)...Had five kills, three digs and three block assists against No. 15 Kentucky (10/13)...Pitched in 10 kills while hitting .318 and two blocks at Mississippi State (10/18)...Hit .455 to record 12 kills in win at Ole Miss (10/20)...Tallied team-high 10 kills, a career-high five digs and three block assists against Tennessee (10/25)...Pitched in seven kills while hitting .353 and a block against Auburn (10/27)...Registered nine kills and three blocks in win over Coastal Carolina (10/30).

Season Highs
Kills
 14, Winthrop (9/7)
Attempts
 28, 3x, last vs. Duke (9/14)
Hit. % (Min. 12 Att.)
 .462, FIU (8/30)
Assists
 1, 6x, last vs. Coastal Carolina (10/30)
Service Aces
 N/A

Digs
 5, Tennessee (10/25)
Blocks Solo
 1, 5x, last vs. Ole Miss (10/20)
Block Assists
 5, 3x, last vs. Presbyterian (9/21)
Total Blocks
 5, 3x, last vs. Presbyterian (9/21)

Career Highs
Kills
 14, Winthrop (9/7/13)
Attempts
 28, 3x, last vs. Duke (9/14/13)
Hit. % (Min. 12 Att.)
 .462, FIU (8/30/13)
Assists
 2, LSU (9/16/12)
Service Aces
 1, SC State (8/30/13)
Digs
 5, Tennessee (10/25/13)
Blocks Solo
 1, 4x, last vs. Arkansas (10/4/13)
Block Assists
 5, 3x, last vs. Presbyterian (9/21/13)
Total Blocks
 5, 3x, last vs. Presbyterian (9/21/13)

DATE	OPP	SP	KILL	ERR	ATT	PCT	AST	SA	SE	RE	DIG	BS	BA	BE	TB	BHE	P
8/30	South Carolina State	--	--	--	--	--	--	--	DNP	--	--	--	--	--	--	--	--
8/30	FIU	3	7	1	13	.462	0	0	0	0	1	0	1	0	1.0	0	7.5
8/31	High Point	3	7	4	16	.188	0	0	0	0	0	0	5	0	5.0	0	9.5
9/6	at Clemson	5	8	5	20	.150	0	0	0	0	2	0	3	0	3.0	0	9.5
9/7	vs. Furman	4	13	4	28	.321	1	0	0	0	0	0	1	1	1.0	0	13.5
9/7	vs. Winthrop	5	14	4	28	.357	1	0	0	0	3	1	1	0	2.0	0	15.5
9/13	vs. Utah State	4	7	6	18	.056	1	0	0	0	0	1	2	3	3.0	0	9.0
9/13	vs. Liberty	3	3	2	12	.083	0	0	0	0	1	1	3	0	4.0	0	5.5
9/14	at Duke	4	10	4	28	.214	0	0	0	0	1	0	2	0	2.0	0	11.0
9/20	Western Carolina	3	6	3	14	.214	0	0	0	0	1	0	1	0	1.0	0	6.5
9/21	Robert Morris	4	5	3	20	.100	0	0	0	0	1	0	5	2	5.0	0	7.5
9/21	Presbyterian	3	5	4	14	.071	1	0	0	0	0	0	5	0	5.0	0	7.5
9/27	at Missouri	2	1	4	9	-.333	0	0	0	0	0	0	1	0	1.0	0	1.5
9/29	at Tennessee	2	2	3	7	-.143	0	0	0	0	0	0	2	0	2.0	0	3.0
10/4	Arkansas	5	11	4	26	.269	0	0	0	0	1	1	2	1	3.0	0	13.0
10/6	Texas A&M	4	10	5	22	.227	0	0	0	0	0	0	2	0	2.0	0	11.0
10/11	Georgia	3	4	2	9	.222	0	0	0	0	1	0	2	0	2.0	0	5.0
10/13	Kentucky	3	5	2	12	.250	0	0	0	0	3	0	3	1	3.0	0	6.5
10/18	at Mississippi State	3	10	3	22	.318	1	0	0	0	3	0	2	0	2.0	0	11.0
10/20	at Mississippi	4	12	2	22	.455	0	0	0	0	1	1	1	0	2.0	0	13.5
10/25	Tennessee	3	10	5	23	.217	0	0	0	0	5	0	3	0	3.0	0	11.5
10/27	Auburn	3	7	1	17	.353	0	0	0	0	1	0	1	0	1.0	0	7.5
10/30	Coastal Carolina	5	9	5	22	.182	1	0	0	0	1	0	3	1	3.0	0	10.5
11/8	at Kentucky																
11/10	at Georgia																
11/13	at Florida																
11/15	Alabama																
11/17	Missouri																
11/22	at Arkansas																
11/24	LSU																
11/27	at Texas A&M																

CAREER STATISTICS

YEAR	SP	MP	KILL	K/S	ERR	ATT	PCT	AST	A/S	SA	SA/S	SE	DIG	D/S	RE	BS	BA	TB	B/S	BE	BHE	P	P/S
2012	24	11	19	0.79	18	68	.015	0	0.00	0	0.00	0	2	0.08	0	1	7	8	0.33	4	0	23.5	0.96
2013	78	22	166	2.13	76	402	.224	6	0.08	0	0.00	0	26	0.33	0	5	51	56	0.72	9	0	196.5	2.51
TOTAL	102	33	185	1.81	94	470	.194	6	0.06	0	0.00	0	28	0.27	0	6	58	64	0.63	13	0	220.0	2.16



7 - JACQY ANGERMILLER

6-2 • Fr. • MB/RS • Dallas, Texas (LD Bell)

SEASON NOTES

Made collegiate debut in win over Utah State (9/13) after missing first six matches because of injury...Tallied eight kills while hitting .368 and four block assists against the Aggies...Hit a season-best .583 to record eight kills in sweep of Liberty (9/13)...Also had four blocks against the Flames...Finished with season-high nine blocks in loss to Duke (9/14)...Registered career-high 12 kills while hitting .409 in sweep of Western Carolina (9/20)...Chipped in eight kills and six blocks against Robert Morris (9/21)...Finished with eight kills and two blocks against Presbyterian (9/21)...Had one kill and a block assist at Missouri (9/27)...Chipped in five kills, five block assists and two digs in win at Tennessee (9/29)...Contributed nine kills and four block assists against Arkansas (10/4)...Tallied eight kills and two blocks in win over Texas A&M (10/6)...Registered six kills and seven blocks, including two block solos, against Georgia (10/11)...Had five kills and two block assists against No. 15 Kentucky (10/13)...Tallied one kill and one block assist at Mississippi Stat (10/18)...Contributed six kills, three digs and eight blocks in win at Ole Miss (10/20)...Finished with one kill and three blocks against Tennessee (10/25)...Registered seven kills while hitting .333 and four blocks against Auburn (10/27)...Contributed six kills and six block assists in win over Coastal Carolina (10/30).

- Season Highs**
- Kills**
12, Western Carolina (9/20)
- Attempts**
26, Tennessee (9/29)
- Hit. % (Min. 12 Att.)**
.583, Liberty (9/13)
- Assists**
3, Ole Miss (10/20)
- Service Aces**
N/A
- Digs**
2, Tennessee (9/29)
- Blocks Solo**
2, Georgia (10/11)
- Block Assists**
9, Duke (9/14)
- Total Blocks**
9, Duke (9/14)

		2013 Match-By-Match Statistics																
DATE	OPP	SP	KILL	ERR	ATT	PCT	AST	SA	SE	RE	DIG	BS	BA	BE	TB	BHE	P	
8/30	South Carolina State	--	--	--	--	--	--	--	DNP	--	--	--	--	--	--	--	--	
8/30	FIU	--	--	--	--	--	--	--	DNP	--	--	--	--	--	--	--	--	
8/31	High Point	--	--	--	--	--	--	--	DNP	--	--	--	--	--	--	--	--	
9/6	at Clemson	--	--	--	--	--	--	--	DNP	--	--	--	--	--	--	--	--	
9/7	vs. Furman	--	--	--	--	--	--	--	DNP	--	--	--	--	--	--	--	--	
9/7	vs. Winthrop	--	--	--	--	--	--	--	DNP	--	--	--	--	--	--	--	--	
9/13	vs. Utah State	3	8	1	19	.368	0	0	0	0	1	0	4	1	4.0	0	10.0	
9/13	vs. Liberty	3	8	1	12	.583	1	0	0	0	1	0	4	0	4.0	0	10.0	
9/14	at Duke	4	2	2	13	.000	0	0	0	0	1	0	9	1	9.0	0	6.5	
9/20	Western Carolina	3	12	3	22	.409	0	0	0	0	1	0	4	0	4.0	0	14.0	
9/21	Robert Morris	4	8	5	19	.158	0	0	0	0	0	0	6	0	6.0	0	11.0	
9/21	Presbyterian	3	8	0	14	.571	0	0	0	0	0	1	2	0	3.0	0	10.0	
9/27	at Missouri	3	1	1	9	.000	0	0	0	0	0	0	1	1	1.0	0	1.5	
9/29	at Tennessee	4	5	3	26	.077	0	0	0	0	2	0	5	1	5.0	0	7.5	
10/4	Arkansas	5	9	5	21	.190	0	0	0	0	0	0	4	0	4.0	0	11.0	
10/6	Texas A&M	4	8	3	19	.263	0	0	0	0	0	1	1	0	2.0	0	9.5	
10/11	Georgia	3	6	2	14	.286	0	0	0	1	1	2	5	1	7.0	0	10.5	
10/13	Kentucky	3	5	3	16	.125	0	0	0	0	1	0	2	1	2.0	0	6.0	
10/18	at Mississippi State	3	1	2	5	-.200	0	0	0	0	0	0	1	0	1.0	0	1.5	
10/20	at Mississippi	4	6	2	18	.222	3	0	0	0	0	1	7	0	8.0	0	10.5	
10/25	Tennessee	3	1	2	10	-.100	0	0	0	0	0	0	3	1	3.0	0	2.5	
10/27	Auburn	3	7	2	15	.333	0	0	0	0	1	0	4	0	4.0	1	9.0	
10/30	Coastal Carolina	5	6	2	21	.190	0	0	0	0	0	0	6	0	6.0	0	9.0	
11/8	at Kentucky																	
11/10	at Georgia																	
11/13	at Florida																	
11/15	Alabama																	
11/17	Missouri																	
11/22	at Arkansas																	
11/24	LSU																	
11/27	at Texas A&M																	

CAREER STATISTICS

YEAR	SP	MP	KILL	K/S	ERR	ATT	PCT	AST	A/S	SA	SA/S	SE	DIG	D/S	RE	BS	BA	TB	B/S	BE	BHE	P	P/S
2013	60	17	101	1.68	39	273	.227	4	0.07	0	0.00	0	9	0.15	1	5	68	73	1.22	7	1	140.0	2.33



8 - KELLIE MCNEIL

6-0 • RS-So. • S • Eagan, Minn. (Lakeville North)

SEASON NOTES

Started all three matches in the Gamecock Invitational...Named to the All-Tournament Team...Averaged 8.75 assists per set for the tournament...Tallied eight kills, 25 assists and three block assists in win over High Point (8/31)...Turned in first double-double in Garnet and Black, recording 54 assists and 10 digs to go along with five kills and four block assists in loss at Clemson (9/6)...Distributed a season-high 56 assists in loss to Furman (9/7)...Hit .636 to tally seven kills and dish out 49 assists in loss to Winthrop (9/7)...Had four blocks against Eagles...Named to the Duke Invitational All-Tournament Team...Produced second double-double of the season, recording 46 assists and 11 digs in win over Utah State (9/13)...Also hit .364 to tally five kills and had three blocks against the Aggies...Finished with 37 assists, four kills, four blocks and four digs in sweep of Liberty (9/13)...Distributed 24 assists and recorded five blocks in loss to Duke (9/14)...Fell one dig shy of double-double in win over Western Carolina (9/20), finishing with 44 assists and nine digs...Distributed 46 assists and had four blocks against Robert Morris (9/21)...Had 26 assists, eight digs, four blocks and three kills in sweep of Presbyterian (9/21)...Finished with 21 assists at Missouri (9/27)...Recorded third double-double of the season in win at Tennessee (9/29) with 41 assists and a career-high 20 digs...Also had seven blocks, with two being solo...Finished with second straight double-double against Arkansas (10/4), recording 42 assists and 13 digs along with five blocks...Dished out 53 assists and had nine digs, six kills and three blocks in win over Texas A&M (10/6)...Registered 33 assists, four digs and two block assists against Georgia (10/11)...Played two sets against No. 15 Kentucky (10/13) and had one kill, 19 assists and three digs...Had 22 assists, five digs, four blocks and three kills at Mississippi State (10/18)...Hit career-best .500 to record seven kills along with 45 assists, six digs and four blocks in win at Ole Miss (10/20)...Registered five kills while hitting .625 and added 20 assists, six digs and a block against Tennessee (10/25)...Pitched in three kills, 34 assists, six digs and three blocks against Auburn (10/27)...Came up one block shy of a triple double in win over Coastal Carolina (10/30), finishing with 52 assists, 12 digs, a career-high nine blocks and six kills (.400).

Season Highs

- Kills**
8, High Point (8/31)
- Attempts**
16, Clemson (9/6)
- Hit. % (Min. 12 Att.)**
.500, Ole Miss (10/20)
- Assists**
56, Furman (9/7)
- Service Aces**
2, 2x, last vs. Robert Morris (9/21)
- Digs**
20, Tennessee (9/29)
- Blocks Solo**
2, 2x, last vs. Tennessee (9/29)
- Block Assists**
8, Coastal Carolina (10/30)
- Total Blocks**
9, Coastal Carolina (10/30)

Career Highs

- Kills**
8, High Point (8/31)
- Attempts**
16, Clemson (9/6)
- Hit. % (Min. 12 Att.)**
.500, Ole Miss (10/20/13)
- Assists**
*61, Penn St. (11/4/11)
- Service Aces**
*4, 2x, last vs. Michigan (11/13/11)
- Digs**
20, Tennessee (9/29/13)
- Blocks Solo**
2, 2x, last vs. Tennessee (9/29/13)
- Block Assists**
8, Coastal Carolina (10/30/13)
- Total Blocks**
9, Coastal Carolina (10/30/13)

*at Minnesota

2013 Match-By-Match Statistics																		
DATE	OPP	SP	KILL	ERR	ATT	PCT	AST	SA	SE	RE	DIG	BS	BA	BE	TB	BHE	P	
8/30	South Carolina State	2	0	0	3	.000	13	0	0	0	3	0	2	0	2.0	0	1.0	
8/30	FIU	3	2	0	5	.400	32	0	1	0	5	0	0	1	0.0	0	2.0	
8/31	High Point	3	8	0	10	.800	25	0	1	0	4	0	3	0	3.0	1	9.5	
9/6	at Clemson	5	5	2	16	.188	54	0	1	0	10	0	4	0	4.0	0	7.0	
9/7	vs. Furman	4	0	1	5	-.200	56	1	1	0	9	2	0	0	2.0	0	3.0	
9/7	vs. Winthrop	5	7	0	11	.636	49	0	0	0	5	0	4	0	4.0	2	9.0	
9/13	vs. Utah State	4	5	1	11	.364	46	1	0	0	11	0	3	0	3.0	2	7.5	
9/13	vs. Liberty	3	4	0	12	.333	37	1	0	1	4	0	4	0	4.0	1	7.0	
9/14	at Duke	4	2	0	4	.500	24	0	1	0	6	1	4	0	5.0	0	5.0	
9/20	Western Carolina	3	2	1	5	.200	44	2	0	0	9	0	3	1	3.0	0	5.5	
9/21	Robert Morris	4	3	1	6	.333	46	2	0	0	2	0	4	0	4.0	0	7.0	
9/21	Presbyterian	3	3	1	5	.400	26	1	0	0	8	1	3	0	4.0	0	6.5	
9/27	at Missouri	3	1	0	5	.200	21	0	1	0	1	0	1	0	1.0	1	1.5	
9/29	at Tennessee	4	2	1	8	.125	41	0	0	0	20	2	5	0	7.0	2	6.5	
10/4	Arkansas	5	3	3	15	.000	42	0	2	0	13	1	4	0	5.0	2	6.0	
10/6	Texas A&M	4	6	2	15	.267	53	1	0	0	9	0	3	0	3.0	1	8.5	
10/11	Georgia	3	0	3	12	-.250	33	0	3	0	4	0	2	0	2.0	0	1.0	
10/13	Kentucky	2	1	0	8	.125	19	0	0	0	3	0	0	0	0.0	1	1.0	
10/18	at Mississippi State	3	3	1	5	.400	22	0	0	0	5	0	4	0	4.0	0	5.0	
10/20	at Mississippi	4	7	1	12	.500	45	0	1	0	6	0	4	0	4.0	1	9.0	
10/25	Tennessee	3	5	0	8	.625	20	1	1	0	6	0	1	0	1.0	2	6.5	
10/27	Auburn	3	3	2	7	.143	34	1	0	0	6	0	3	0	3.0	1	5.5	
10/30	Coastal Carolina	5	6	2	10	.400	52	0	1	0	12	1	8	0	9.0	1	11.0	
11/8	at Kentucky																	
11/10	at Georgia																	
11/13	at Florida																	
11/15	Alabama																	
11/17	Missouri																	
11/22	at Arkansas																	
11/24	LSU																	
11/27	at Texas A&M																	

CAREER STATISTICS

YEAR	SP	MP	KILL	K/S	ERR	ATT	PCT	AST	A/S	SA	SA/S	SE	DIG	D/S	RE	BS	BA	TB	B/S	BE	BHE	P	P/S
2011*	52	17	23	0.44	9	56	.250	320	6.15	13	0.25	18	64	1.23	0	1	27	28	0.54	3	7	50.5	0.97
*at Minnesota																							
2013	82	23	78	0.95	22	198	.283	834	10.17	11	0.13	14	161	1.96	1	8	69	77	0.94	2	18	131.5	1.60



9 - MEGAN KIRKLAND

5-7 • Fr. • DS/Libero • Lugoff, S.C. (Lugoff-Elgin)

SEASON NOTES

Played in one set in all three matches in the Gamecock Invitational...Playing time increased at the Big Orange Bash...Recorded five digs in two sets played in loss to Furman (9/7)...Played all five sets in loss to Winthrop, tallying a season-high 13 digs and three assists... Finished with two digs and one assist against Duke (9/14)...Had two digs and a service ace against Presbyterian (9/21)...Had a service ace at Missouri (9/27)...Recorded first career kill and added eight digs and two assists in win over Texas A&M (10/6)...Saw time in two set versus Georgia (10/11) and had a service ace and a dig...Played one set against No. 15 Kentuck (10/13).

- Season Highs**
- Kills**
1, Texas A&M (10/6)
- Attempts**
1, Texas A&M (10/6)
- Hit. % (Min. 12 Att.)**
N/A
- Assists**
3, Winthrop (9/7)
- Service Aces**
1, 3x, last vs. Georgia (10/11)
- Digs**
13, Winthrop (9/7)

- Blocks Solo**
N/A
- Block Assists**
N/A
- Total Blocks**
N/A

		2013 Match-By-Match Statistics																
DATE	OPP	SP	KILL	ERR	ATT	PCT	AST	SA	SE	RE	DIG	BS	BA	BE	TB	BHE	P	
8/30	South Carolina State	1	0	0	0	.000	0	0	0	0	0	0	0	0	0.0	0	0.0	
8/30	FIU	1	0	0	0	.000	0	0	0	0	0	0	0	0	0.0	0	0.0	
8/31	High Point	1	0	0	0	.000	0	0	0	0	0	0	0	0	0.0	0	0.0	
9/6	at Clemson	1	0	0	0	.000	0	0	0	0	1	0	0	0	0.0	0	0.0	
9/7	vs. Furman	2	0	0	0	.000	0	0	0	0	5	0	0	0	0.0	0	0.0	
9/7	vs. Winthrop	5	0	0	0	.000	3	0	1	3	13	0	0	0	0.0	0	0.0	
9/13	vs. Utah State	--	--	--	--	--	--	--	DNP	--	--	--	--	--	--	--	--	
9/13	vs. Liberty	--	--	--	--	--	--	--	DNP	--	--	--	--	--	--	--	--	
9/14	at Duke	3	0	0	0	.000	1	0	0	0	2	0	0	0	0.0	0	0.0	
9/20	Western Carolina	--	--	--	--	--	--	--	DNP	--	--	--	--	--	--	--	--	
9/21	Robert Morris	--	--	--	--	--	--	--	DNP	--	--	--	--	--	--	--	--	
9/21	Presbyterian	3	0	0	0	.000	0	1	0	1	2	0	0	0	0.0	0	1.0	
9/27	at Missouri	1	0	0	0	.000	0	1	1	0	0	0	0	0	0.0	0	1.0	
9/29	at Tennessee	--	--	--	--	--	--	--	DNP	--	--	--	--	--	--	--	--	
10/4	Arkansas	--	--	--	--	--	--	--	DNP	--	--	--	--	--	--	--	--	
10/6	Texas A&M	4	1	0	1	1.000	2	0	2	0	8	0	0	0	0.0	0	1.0	
10/11	Georgia	2	0	0	0	.000	0	1	0	1	1	0	0	0	0.0	0	1.0	
10/13	Kentucky	1	0	0	0	.000	0	0	1	0	0	0	0	0	0.0	0	0.0	
10/18	at Mississippi State	--	--	--	--	--	--	--	DNP	--	--	--	--	--	--	--	--	
10/20	at Mississippi	--	--	--	--	--	--	--	DNP	--	--	--	--	--	--	--	--	
10/25	Tennessee	--	--	--	--	--	--	--	DNP	--	--	--	--	--	--	--	--	
10/27	Auburn	--	--	--	--	--	--	--	DNP	--	--	--	--	--	--	--	--	
10/30	Coastal Carolina	--	--	--	--	--	--	--	DNP	--	--	--	--	--	--	--	--	
11/8	at Kentucky	--	--	--	--	--	--	--	DNP	--	--	--	--	--	--	--	--	
11/10	at Georgia	--	--	--	--	--	--	--	DNP	--	--	--	--	--	--	--	--	
11/13	at Florida	--	--	--	--	--	--	--	DNP	--	--	--	--	--	--	--	--	
11/15	Alabama	--	--	--	--	--	--	--	DNP	--	--	--	--	--	--	--	--	
11/17	Missouri	--	--	--	--	--	--	--	DNP	--	--	--	--	--	--	--	--	
11/22	at Arkansas	--	--	--	--	--	--	--	DNP	--	--	--	--	--	--	--	--	
11/24	LSU	--	--	--	--	--	--	--	DNP	--	--	--	--	--	--	--	--	
11/27	at Texas A&M	--	--	--	--	--	--	--	DNP	--	--	--	--	--	--	--	--	

CAREER STATISTICS

YEAR	SP	MP	KILL	K/S	ERR	ATT	PCT	AST	A/S	SA	SA/S	SE	DIG	D/S	RE	BS	BA	TB	B/S	BE	BHE	P	P/S
2013	25	12	1	0.04	0	1	1.000	6	0.24	3	0.12	5	32	1.28	5	0	0	0	0.00	0	0	4.0	0.16



10 - MICHAELA CHRISTIAANSEN

5-9 • Jr. • Libero • Tucson, Ariz. (Ironwood Ridge)

SEASON NOTES

Started all three Gamecock Invitational matches at libero...Recorded 13 digs and three service aces in win over FIU (8/30)...Had five assists against Panthers...Tallied 10 digs in win over High Point (8/31)...Has recorded double-digit digs in last five matches...Collected 20 digs in loss to Winthrop (9/7)...Finished with 20 digs in win over Utah State (9/13)...Collected 12 digs in sweep of Liberty (9/13)...Finished with 16 digs and three assists at Duke (9/14)...Chipped in 17 digs and four assists in win over Western Carolina (9/20)...Led back line with 19 digs and three assists against Robert Morris (9/21)...Had 10 digs and five assists in sweep of Presbyterian (9/21)...Finished with six digs at Missouri (9/27)...Collected 19 digs and a career-high six assists in win at Tennessee (9/29)...Contributed 14 digs, four assists and first career kill against Arkansas (10/4)...Had 13 digs and six assists in win over Texas A&M (10/6)...Chipped in nine digs and three assists against Georgia (10/11)...Finished with a season-high 21 digs and a kill against No. 15 Kentucky (10/13)...Had nine digs and three assists at Mississippi State (10/18)...Tallied 19 digs and a career-high nine assists in win at Ole Miss (10/20)...Registered nine digs and five assists against Tennessee (10/25)...Finished with 16 digs and two assists against Auburn (10/27)...Collected 15 digs and had one assist in win over Coastal Carolina (10/30).

Season Highs

- Kills**
1, 2x, last vs. Kentucky (10/13)
- Attempts**
2, Mississippi State (10/18)
- Hit. % (Min. 12 Att.)**
N/A
- Assists**
9, Ole Miss (10/20)
- Service Aces**
3, FIU (8/30)

- Digs**
21, Kentucky (10/13)
- Blocks Solo**
N/A
- Block Assists**
N/A
- Total Blocks**
N/A

Career Highs

- Kills**
1, 2x, last vs. Kentucky (10/13/13)
- Attempts**
2, 2x, last vs. Mississippi State (10/18/13)
- Hit. % (Min. 12 Att.)**
N/A
- Assists**
9, Ole Miss (10/20)
- Service Aces**
*4, Ole Miss (8/27/11)
- Digs**
*27, Miami (9/3/11)
- Blocks Solo**
N/A
- Block Assists**
*1, Gonzaga (10/20/12)
- Total Blocks**
*1, Gonzaga (10/20/12)

*at Pepperdine

2013 Match-By-Match Statistics																	
DATE	OPP	SP	KILL	ERR	ATT	PCT	AST	SA	SE	RE	DIG	BS	BA	BE	TB	BHE	P
8/30	South Carolina State	3	0	0	0	.000	2	2	0	0	7	0	0	0	0.0	0	2.0
8/30	FIU	3	0	0	0	.000	5	3	1	2	13	0	0	0	0.0	0	3.0
8/31	High Point	3	0	0	0	.000	1	0	1	0	10	0	0	0	0.0	0	0.0
9/6	at Clemson	5	0	0	1	.000	1	0	1	4	19	0	0	0	0.0	0	0.0
9/7	vs. Furman	4	0	0	0	.000	4	1	2	1	16	0	0	0	0.0	0	1.0
9/7	vs. Winthrop	5	0	0	0	.000	3	0	0	2	20	0	0	0	0.0	0	0.0
9/13	vs. Utah State	4	0	0	0	.000	4	0	1	1	20	0	0	0	0.0	0	0.0
9/13	vs. Liberty	3	0	0	0	.000	1	0	1	1	12	0	0	0	0.0	0	0.0
9/14	at Duke	4	0	0	0	.000	3	0	0	0	16	0	0	0	0.0	0	0.0
9/20	Western Carolina	3	0	0	0	.000	4	0	1	1	17	0	0	0	0.0	0	0.0
9/21	Robert Morris	4	0	0	0	.000	3	0	0	1	19	0	0	0	0.0	0	0.0
9/21	Presbyterian	3	0	0	0	.000	5	2	0	0	10	0	0	0	0.0	1	2.0
9/27	at Missouri	3	0	0	0	.000	1	0	0	4	6	0	0	0	0.0	0	0.0
9/29	at Tennessee	4	0	0	0	.000	6	1	1	0	19	0	0	0	0.0	0	1.0
10/4	Arkansas	5	1	0	1	1.000	4	2	0	3	14	0	0	0	0.0	0	3.0
10/6	Texas A&M	4	0	0	0	.000	6	1	0	0	13	0	0	0	0.0	0	1.0
10/11	Georgia	3	0	0	0	.000	3	0	1	2	9	0	0	0	0.0	0	0.0
10/13	Kentucky	3	1	0	1	1.000	0	0	0	0	21	0	0	0	0.0	0	1.0
10/18	at Mississippi State	3	0	0	2	.000	3	2	1	0	9	0	0	0	0.0	0	2.0
10/20	at Mississippi	4	0	0	0	.000	9	1	1	3	19	0	0	0	0.0	0	1.0
10/25	Tennessee	3	0	0	0	.000	5	0	2	1	9	0	0	0	0.0	0	0.0
10/27	Auburn	3	0	0	0	.000	2	0	1	0	16	0	0	0	0.0	0	0.0
10/30	Coastal Carolina	5	0	0	1	.000	1	0	1	0	15	0	0	0	0.0	0	0.0
11/8	at Kentucky																
11/10	at Georgia																
11/13	at Florida																
11/15	Alabama																
11/17	Missouri																
11/22	at Arkansas																
11/24	LSU																
11/27	at Texas A&M																

CAREER STATISTICS

YEAR	SP	MP	KILL	K/S	ERR	ATT	PCT	AST	A/S	SA	SA/S	SE	DIG	D/S	RE	BS	BA	TB	B/S	BE	BHE	P	P/S
2011*	120	32	0	0.00	0	2	.000	31	0.26	19	0.16	12	267	2.22	22	0	0	0	0.00	0	0	19.0	0.16
2012*	119	32	1	0.01	0	5	.200	66	0.55	12	0.10	20	397	3.34	32	0	1	1	0.01	0	1	13.5	0.11
TOTAL	239	64	1	0.01	0	7	.143	97	0.41	31	0.13	32	664	2.78	54	0	1	1	0.01	0	1	32.5	0.14

*at Pepperdine

YEAR	SP	MP	KILL	K/S	ERR	ATT	PCT	AST	A/S	SA	SA/S	SE	DIG	D/S	RE	BS	BA	TB	B/S	BE	BHE	P	P/S
2013	84	23	2	0.02	0	6	.333	76	0.90	15	0.18	16	329	3.92	26	0	0	0	0.00	0	1	17.0	0.20



12 - JULIETTE THÉVENIN

6-2 • Sr. • OH • Mont-sur-Marchienne, Belgium (Notre-Dame de Loverval)

- 2013 Preseason All-SEC
- 2012 All-SEC Second Team
- 2010 SEC All-Freshman Team
- Two-time SEC Academic Honor Roll member (2010-11)
- Four SEC Weekly Awards (Offensive 9/23/13, Offensive 9/17/12, Offensive 8/29/11, Freshman 10/25/10)

Season Highs
Kills
 30, Clemson (9/6)
Attempts
 73, Clemson (9/6)
Hit. % (Min. 12 Att.)
 .571, Robert Morris (9/21)
Assists
 5, High Point (8/31)
Service Aces
 2, 3x, last vs. Tennessee (9/29)
Digs
 16, Tennessee (9/29)
Blocks Solo
 1, Coastal Carolina (10/30)
Block Assists
 4, Duke (9/14)
Total Blocks
 4, Duke (9/14)

Career Highs
Kills
 30, Clemson (9/6/13)
Attempts
 73, 2x, last vs. Clemson (9/6/13)
Hit. % (Min. 12 Att.)
 .571, Robert Morris (9/21/13)
Assists
 5, 3x, last vs. High Point (8/31/13)
Service Aces
 4, The Citadel (9/26/10)
Digs
 23, Mississippi State (11/13/10)
Blocks Solo
 4, Alabama (11/16/12)
Block Assists
 4, 3x, last vs. Duke (9/14/13)
Total Blocks
 6, Alabama (11/16/12)

SEASON NOTES

Currently ranks in the top five in school history in kills (third), kills per set (second), attacks (second), points (fourth) and points per set (third)... Ranks first in the SEC in kills (4.86) and points (5.20) per set...Ranks fifth nationally in kills per set...Started all three matches of the Gamecock Invitational...Named tournament MVP after averaging 4.33 kills per set...Tallied 20 kills (.385) and seven digs in win over FIU (8/30)...Recorded team-high 12 kills in win over South Carolina State (8/30)...Named to the Big Orange Bash All-Tournament Team (9/7)...Produced first double-double of the season with career-high 30 kills and 10 digs in loss at Clemson (9/6)...Hit .377 to record 25 kills against Furman (9/7)...Narrowly missed second double-double with 23 kills and nine digs against Winthrop (9/7)...Finished with 14 kills and seven digs in win over Utah State (9/13)...Turned in second double-double of the season with 16 kills and 14 digs against Liberty (9/13)...Had 15 kills, five digs and four blocks at Duke (9/14)...Named Carolina Classic MVP...Led team with 20 kills and nine digs in win over Western Carolina (9/20)...Hit a career-best .571 to record 26 kills and had nine digs and three blocks against Robert Morris (9/21)...Finished with 11 kills and six digs in sweep of Presbyterian (9/21)...Led team with 10 kills, two service aces and two digs at Missouri (9/27)...Produced double-double with 23 kills and 16 digs in win at Tennessee (9/29)...Notched a double-double against Arkansas (10/4), recording 18 kills and 13 digs along with three block assists...Recorded third straight double-double with 23 kills and 11 assists in win over Texas A&M (10/6)...Registered a match-high 16 kills while hitting .324 against Georgia (10/11)...Had nine kills and six digs against No. 15 Kentucky (10/13)...Hit .400 to record 18 kills and added nine digs at Mississippi State (10/18)...Led the way with 25 kills and had five digs in win at Ole Miss (10/20)...Match season-low with seven kills against Tennessee (10/25)...Posted 15 kills against Auburn (10/27), pushing her past the 1,500-kill plateau for her career...Finished with 25 kills and 13 digs in win over Coastal Carolina (10/30).

2013 Match-By-Match Statistics

DATE	OPP	SP	KILL	ERR	ATT	PCT	AST	SA	SE	RE	DIG	BS	BA	BE	TB	BHE	P
8/30	South Carolina State	3	12	5	23	.304	2	1	1	0	3	0	2	0	2.0	0	14.0
8/30	FIU	3	20	5	39	.385	0	0	2	0	7	0	1	1	1.0	0	20.5
8/31	High Point	3	7	3	27	.148	5	0	0	1	4	0	0	0	0.0	0	7.0
9/6	at Clemson	5	30	6	73	.329	0	0	1	0	10	0	2	0	2.0	0	31.0
9/7	vs. Furman	4	25	5	53	.377	0	0	2	1	4	0	1	1	1.0	0	25.5
9/7	vs. Winthrop	5	23	9	54	.259	1	2	2	1	9	0	0	0	0.0	0	25.0
9/13	vs. Utah State	4	14	11	55	.055	2	1	0	2	7	0	1	0	1.0	0	15.5
9/13	vs. Liberty	3	16	7	44	.205	2	0	2	1	14	0	2	0	2.0	0	17.0
9/14	at Duke	4	15	5	44	.227	0	1	1	3	5	0	4	0	4.0	0	18.0
9/20	Western Carolina	3	20	3	43	.395	0	1	1	2	9	0	0	1	0.0	1	21.0
9/21	Robert Morris	4	26	2	42	.571	1	0	2	0	9	0	3	1	3.0	0	27.5
9/21	Presbyterian	3	11	4	25	.280	1	0	1	0	6	0	1	0	1.0	0	11.5
9/27	at Missouri	3	10	5	24	.208	0	2	2	2	2	0	1	0	1.0	0	12.5
9/29	at Tennessee	4	23	7	57	.281	1	2	1	2	16	0	1	1	1.0	0	25.5
10/4	Arkansas	5	18	8	61	.164	0	1	3	0	13	0	3	0	3.0	0	20.5
10/6	Texas A&M	4	23	8	54	.278	1	0	2	1	11	0	1	0	1.0	0	23.5
10/11	Georgia	3	16	4	37	.324	1	0	2	2	8	0	0	0	0.0	0	16.0
10/13	Kentucky	3	9	7	28	.071	0	1	1	0	6	0	1	0	1.0	0	10.5
10/18	at Mississippi State	3	18	2	40	.400	0	0	1	2	9	0	1	0	1.0	0	18.5
10/20	at Mississippi	4	25	11	58	.241	0	0	4	0	5	0	1	1	1.0	0	25.5
10/25	Tennessee	3	7	7	25	.000	1	0	1	1	3	0	2	0	2.0	0	8.0
10/27	Auburn	3	15	5	34	.294	1	1	1	2	12	0	1	0	1.0	0	16.5
10/30	Coastal Carolina	5	25	11	59	.237	0	0	2	3	13	1	1	0	2.0	0	26.5
11/8	at Kentucky																
11/10	at Georgia																
11/13	at Florida																
11/15	Alabama																
11/17	Missouri																
11/22	at Arkansas																
11/24	LSU																
11/27	at Texas A&M																

CAREER STATISTICS

YEAR	SP	MP	KILL	K/S	ERR	ATT	PCT	AST	A/S	SA	SA/S	SE	DIG	D/S	RE	BS	BA	TB	B/S	BE	BHE	P	P/S
2010	96	27	350	3.65	141	934	.224	28	0.29	29	0.30	45	226	2.35	23	5	24	29	0.30	6	2	396.0	4.12
2011	88	25	321	3.65	121	896	.223	27	0.31	17	0.19	34	296	3.36	26	4	25	29	0.33	2	1	354.5	4.02
2012	105	32	453	4.31	142	1073	.290	32	0.30	15	0.14	38	265	2.52	29	13	24	37	0.35	6	4	493.0	4.70
2013	84	23	408	4.86	140	999	.268	19	0.23	13	0.15	35	185	2.20	26	1	30	31	0.37	6	1	437.0	5.20
TOTAL	373	107	1532	4.11	544	3902	.253	106	0.28	74	0.20	152	972	2.61	104	23	103	126	0.34	20	8	1680.5	4.50



13 - GABRIELLE RUBEIS

5-7 • Fr. • DS/S • Gainesville, Fla. (Buchholz)

SEASON NOTES

Worked way into starting lineup to open the season...Started all three matches of the Gamecock Invitational...Tallied 11 digs in win over FIU (8/30)...Recorded season-high 13 digs at Clemson (9/6)...Had nine digs in win over Utah State (9/13)...Finished with 11 digs and two assists in sweep of Liberty (9/13)...Produced five digs and two assists at Duke (9/14)...Collected 11 digs in sweep of Western Carolina (9/20)...Had five digs and a service error against Robert Morris (9/21)...Finished with two digs against Presbyterian (9/21)...Produced two digs and an assist at Missouri (9/27)...Recorded seven digs in win at Tennessee (9/29)...Collected 20 digs and three assists against Arkansas (10/4)...Had 19 digs, an assists and a service ace in win over Texas A&M (10/6)...Finished with 10 digs and a service ace against Georgia (10/11)...Had four digs versus No. 15 Kentucky (10/13)...Collected three digs and two assists at Mississippi State (10/18)...Tallied five digs and a career-high four assists in win at Ole Miss (10/20)...Posted one assist and two digs against Tennessee (10/25)...Finished with three assists and six digs against Auburn (10/27)...Contributed a career-high 21 digs and three assists in win over Coastal Carolina (10/30).

Season Highs

Kills

1, 2x, last vs.
Arkansas (10/4)

Attempts

2, 3x, last vs.
Arkansas (10/4)

Hit. % (Min. 12 Att.)

N/A

Assists

4, Ole Miss (10/20)

Service Aces

1, 4x, last vs.
Georgia (10/11)

Digs

21, Coastal Carolina
(10/30)

Blocks Solo

N/A

Block Assists

N/A

Total Blocks

N/A

2013 Match-By-Match Statistics

DATE	OPP	SP	KILL	ERR	ATT	PCT	AST	SA	SE	RE	DIG	BS	BA	BE	TB	BHE	P
8/30	South Carolina State	3	1	0	1	1.000	0	0	1	1	5	0	0	0	0.0	0	1.0
8/30	FIU	3	0	0	0	.000	0	1	0	0	11	0	0	0	0.0	0	1.0
8/31	High Point	3	0	0	0	.000	0	0	0	0	5	0	0	0	0.0	0	0.0
9/6	at Clemson	5	0	0	2	.000	1	0	1	1	13	0	0	0	0.0	0	0.0
9/7	vs. Furman	4	0	0	0	.000	0	0	0	0	7	0	0	0	0.0	0	0.0
9/7	vs. Winthrop	5	0	0	0	.000	1	0	3	0	6	0	0	0	0.0	0	0.0
9/13	vs. Utah State	4	0	0	0	.000	1	0	1	0	9	0	0	0	0.0	0	0.0
9/13	vs. Liberty	3	0	0	0	.000	2	0	0	0	11	0	0	0	0.0	0	0.0
9/14	at Duke	4	0	1	1	-1.000	2	0	0	0	5	0	0	0	0.0	0	0.0
9/20	Western Carolina	3	0	0	0	.000	1	0	1	0	11	0	0	0	0.0	0	0.0
9/21	Robert Morris	4	0	0	0	.000	0	1	2	2	5	0	0	0	0.0	0	1.0
9/21	Presbyterian	2	0	0	0	.000	0	0	0	0	2	0	0	0	0.0	0	0.0
9/27	at Missouri	3	0	0	2	.000	1	0	0	1	2	0	0	0	0.0	0	0.0
9/29	at Tennessee	4	0	0	0	.000	0	0	2	0	7	0	0	0	0.0	0	0.0
10/4	Arkansas	5	1	1	2	.000	3	0	4	2	20	0	0	0	0.0	0	1.0
10/6	Texas A&M	4	0	0	1	.000	1	1	0	0	19	0	0	0	0.0	0	1.0
10/11	Georgia	3	0	0	0	.000	0	1	2	4	10	0	0	0	0.0	0	1.0
10/13	Kentucky	3	0	0	0	.000	2	0	0	1	4	0	0	0	0.0	0	0.0
10/18	at Mississippi State	3	0	0	0	.000	2	0	0	1	3	0	0	0	0.0	0	0.0
10/20	at Mississippi	4	0	0	0	.000	4	0	1	1	5	0	0	0	0.0	0	0.0
10/25	Tennessee	3	0	0	0	.000	1	0	0	1	2	0	0	0	0.0	0	0.0
10/27	Auburn	3	0	0	0	.000	3	0	0	1	6	0	0	0	0.0	0	0.0
10/30	Coastal Carolina	5	0	0	0	.000	3	0	0	1	21	0	0	0	0.0	0	0.0
11/8	at Kentucky																
11/10	at Georgia																
11/13	at Florida																
11/15	Alabama																
11/17	Missouri																
11/22	at Arkansas																
11/24	LSU																
11/27	at Texas A&M																

CAREER STATISTICS

YEAR	SP	MP	KILL	K/S	ERR	ATT	PCT	AST	A/S	SA	SA/S	SE	DIG	D/S	RE	BS	BA	TB	B/S	BE	BHE	P	P/S
2013	83	23	2	0.02	2	9	.000	28	0.34	4	0.05	18	189	2.28	17	0	0	0	0.00	0	0	6.0	0.07



14 - KATLYN MCDANIEL

6-0 • Fr. • MB • Columbia, S.C. (Spring Valley)

SEASON NOTES

Played in two matches in the Gamecock Invitational...Recorded season-high five kills and three block assists in win over South Carolina State (8/30)...Had one kill and one block against Western Carolina (9/20).

Season Highs

Kills

5, SC State (8/30)

Attempts

12, SC State (8/30)

Hit. % (Min. 12 Att.)

.333, SC State (8/30)

Assists

N/A

Service Aces

1, Clemson (9/6)

Digs

1, SC State (8/30)

Blocks Solo

N/A

Block Assists

3, SC State (8/30)

Total Blocks

3, SC State (8/30)

2013 Match-By-Match Statistics

DATE	OPP	SP	KILL	ERR	ATT	PCT	AST	SA	SE	RE	DIG	BS	BA	BE	TB	BHE	P
8/30	South Carolina State	3	5	1	12	.333	0	0	0	0	1	0	3	0	3.0	0	6.5
8/30	FIU	--	--	--	--	--	--	--	DNP	--	--	--	--	--	--	--	--
8/31	High Point	1	0	0	0	.000	0	0	0	0	0	0	0	0	0.0	0	0.0
9/6	at Clemson	2	0	1	3	-.333	0	1	0	0	0	0	0	0	0.0	0	1.0
9/7	vs. Furman	--	--	--	--	--	--	--	DNP	--	--	--	--	--	--	--	--
9/7	vs. Winthrop	--	--	--	--	--	--	--	DNP	--	--	--	--	--	--	--	--
9/13	vs. Utah State	--	--	--	--	--	--	--	DNP	--	--	--	--	--	--	--	--
9/13	vs. Liberty	--	--	--	--	--	--	--	DNP	--	--	--	--	--	--	--	--
9/14	at Duke	--	--	--	--	--	--	--	DNP	--	--	--	--	--	--	--	--
9/20	Western Carolina	2	1	3	4	-.500	0	0	0	0	0	0	1	0	1.0	0	1.5
9/21	Robert Morris	--	--	--	--	--	--	--	DNP	--	--	--	--	--	--	--	--
9/21	Presbyterian	--	--	--	--	--	--	--	DNP	--	--	--	--	--	--	--	--
9/27	at Missouri	--	--	--	--	--	--	--	DNP	--	--	--	--	--	--	--	--
9/29	at Tennessee	--	--	--	--	--	--	--	DNP	--	--	--	--	--	--	--	--
10/4	Arkansas	--	--	--	--	--	--	--	DNP	--	--	--	--	--	--	--	--
10/6	Texas A&M	--	--	--	--	--	--	--	DNP	--	--	--	--	--	--	--	--
10/11	Georgia	--	--	--	--	--	--	--	DNP	--	--	--	--	--	--	--	--
10/13	Kentucky	--	--	--	--	--	--	--	DNP	--	--	--	--	--	--	--	--
10/18	at Mississippi State	--	--	--	--	--	--	--	DNP	--	--	--	--	--	--	--	--
10/20	at Mississippi	--	--	--	--	--	--	--	DNP	--	--	--	--	--	--	--	--
10/25	Tennessee	--	--	--	--	--	--	--	DNP	--	--	--	--	--	--	--	--
10/27	Auburn	--	--	--	--	--	--	--	DNP	--	--	--	--	--	--	--	--
10/30	Coastal Carolina	--	--	--	--	--	--	--	DNP	--	--	--	--	--	--	--	--
11/8	at Kentucky	--	--	--	--	--	--	--	DNP	--	--	--	--	--	--	--	--
11/10	at Georgia	--	--	--	--	--	--	--	DNP	--	--	--	--	--	--	--	--
11/13	at Florida	--	--	--	--	--	--	--	DNP	--	--	--	--	--	--	--	--
11/15	Alabama	--	--	--	--	--	--	--	DNP	--	--	--	--	--	--	--	--
11/17	Missouri	--	--	--	--	--	--	--	DNP	--	--	--	--	--	--	--	--
11/22	at Arkansas	--	--	--	--	--	--	--	DNP	--	--	--	--	--	--	--	--
11/24	LSU	--	--	--	--	--	--	--	DNP	--	--	--	--	--	--	--	--
11/27	at Texas A&M	--	--	--	--	--	--	--	DNP	--	--	--	--	--	--	--	--

CAREER STATISTICS

YEAR	SP	MP	KILL	K/S	ERR	ATT	PCT	AST	A/S	SA	SA/S	SE	DIG	D/S	RE	BS	BA	TB	B/S	BE	BHE	P	P/S
2013	8	4	6	0.75	5	19	.053	0	0.00	1	0.12	0	1	0.12	0	0	4	4	0.50	0	0	9.0	1.12



15 - LINDSEY CRAFT

5-7 • Sr. • Libero • Alpharetta, Ga. (Chattahoochee)

• Three-time SEC Academic Honor Roll member (2010, 2011, 2012)

SEASON NOTES

Saw action in all three matches of the Gamecock Invitational...Recorded eight digs and matched career-high with two service aces in win over High Point (8/31)...Tallied season-high 15 digs against Clemson (9/6)...Finished with one kill, one assist and 15 digs in win over Utah State (9/13)...Collected 14 digs and distributed two assists in sweep of Liberty (9/13)...Had two digs and a service ace at Duke (9/14)...Finished with 10 digs in sweep of Western Carolina (9/20)...Had eight digs and two assists against Robert Morris (9/21)...Registered seven digs, one assist and a service ace against Presbyterian (9/21)...Finished with six digs and two assists in win at Tennessee (9/29)...Had seven digs and a service ace against Arkansas (10/4)...Collected four digs against Georgia (10/11)...Tallied five digs versus No. 15 Kentucky (10/13)...Collected five digs at Mississippi State (10/18)...Registered a season-high 16 digs in win at Ole Miss (10/20)...Chipped in five digs and an assist against Tennessee (10/25)...Finished with six digs against Auburn (10/27)...Had 12 digs and a career-high four assists in win over Coastal Carolina (10/30).

Season Highs
Kills 1, 2x, last vs. Utah State (9/13)
Attempts 1, 6x, last vs. Tennessee (9/29)
Hit. % (Min. 12 Att.) N/A

Assists 4, Coastal Carolina (10/30)

Service Aces 2, High Point (8/31)

Digs 16, Ole Miss (10/20)

Blocks Solo N/A

Block Assists N/A

Total Blocks N/A

Career Highs
Kills 1, 4x, last vs. Clemson (9/6/13)
Attempts 2, 6x, last Temple (8/24/12)
Hit. % (Min. 12 Att.) N/A

Assists 4, Coastal Carolina (10/30/13)

Service Aces 2, 2x, last vs. High Point (8/31/13)

Digs 22, BYU (8/28/10)

Blocks Solo N/A

Block Assists N/A

Total Blocks N/A

DATE	OPP	SP	KILL	ERR	ATT	PCT	AST	SA	SE	RE	DIG	BS	BA	BE	TB	BHE	P
8/30	South Carolina State	2	0	0	0	.000	1	1	2	0	3	0	0	0	0.0	0	1.0
8/30	FIU	3	0	0	0	.000	2	1	1	0	7	0	0	0	0.0	0	1.0
8/31	High Point	3	0	1	1	-1.000	2	2	1	2	8	0	0	0	0.0	0	2.0
9/6	at Clemson	5	1	0	1	1.000	2	0	1	1	15	0	0	0	0.0	0	1.0
9/7	vs. Furman	2	0	0	0	.000	0	0	0	0	6	0	0	0	0.0	0	0.0
9/7	vs. Winthrop	--	--	--	--	--	--	--	DNP	--	--	--	--	--	--	--	--
9/13	vs. Utah State	4	1	0	1	1.000	1	0	1	0	15	0	0	0	0.0	0	1.0
9/13	vs. Liberty	3	0	0	0	.000	2	0	0	0	14	0	0	0	0.0	0	0.0
9/14	at Duke	1	0	0	1	.000	0	1	0	0	2	0	0	0	0.0	0	1.0
9/20	Western Carolina	3	0	0	1	.000	1	1	1	0	10	0	0	0	0.0	0	1.0
9/21	Robert Morris	4	0	0	0	.000	2	0	0	1	8	0	0	0	0.0	0	0.0
9/21	Presbyterian	3	0	0	0	.000	1	1	1	0	7	0	0	0	0.0	0	1.0
9/27	at Missouri	2	0	0	0	.000	0	0	1	0	1	0	0	0	0.0	0	0.0
9/29	at Tennessee	4	0	0	1	.000	2	0	1	0	6	0	0	0	0.0	0	0.0
10/4	Arkansas	5	0	0	0	.000	0	1	2	0	7	0	0	0	0.0	0	1.0
10/6	Texas A&M	--	--	--	--	--	--	--	DNP	--	--	--	--	--	--	--	--
10/11	Georgia	3	0	0	0	.000	0	0	0	0	4	0	0	0	0.0	0	0.0
10/13	Kentucky	3	0	0	0	.000	0	0	0	0	5	0	0	0	0.0	0	0.0
10/18	at Mississippi State	3	0	0	0	.000	1	0	0	0	5	0	0	0	0.0	1	0.0
10/20	at Mississippi	4	0	0	0	.000	0	1	1	0	16	0	0	0	0.0	0	1.0
10/25	Tennessee	3	0	0	0	.000	1	0	2	0	5	0	0	0	0.0	0	0.0
10/27	Auburn	3	0	0	0	.000	0	0	1	1	6	0	0	0	0.0	0	0.0
10/30	Coastal Carolina	5	0	0	0	.000	4	0	3	1	12	0	0	0	0.0	0	0.0
11/8	at Kentucky																
11/10	at Georgia																
11/13	at Florida																
11/15	Alabama																
11/17	Missouri																
11/22	at Arkansas																
11/24	LSU																
11/27	at Texas A&M																

CAREER STATISTICS

YEAR	SP	MP	KILL	K/S	ERR	ATT	PCT	AST	A/S	SA	SA/S	SE	DIG	D/S	RE	BS	BA	TB	B/S	BE	BHE	P	P/S
2010	38	17	2	0.05	1	8	.125	7	0.18	2	0.05	3	66	1.74	4	0	0	0	0.00	0	0	4.0	0.11
2011	55	23	0	0.00	1	9	-.111	9	0.16	2	0.04	5	78	1.42	8	0	0	0	0.00	0	1	2.0	0.04
2012	31	17	1	0.03	0	5	.200	4	0.13	3	0.10	10	61	1.97	2	0	0	0	0.00	0	0	4.0	0.13
2013	68	21	2	0.03	1	6	.167	22	0.32	9	0.13	19	162	2.38	6	0	0	0	0.00	0	1	11.0	0.16
TOTAL	192	78	5	0.03	3	28	.071	42	0.22	16	0.08	37	367	1.91	20	0	0	0	0.00	0	2	21.0	0.11



16 - KOKO ATOA-WILLIAMS

5-10 • Fr. • OH • Reno, Nev. (Bishop Manogue)

SEASON NOTES

Saw time in opening match vs. South Carolina State (8/30)...Recorded one kill and one block assists in win over South Carolina State (8/30)...Earned more playing time at Big Orange Bash...Tallied season-high 12 kills and four block assists against Winthrop...Finished with six kills, two digs and a block in win over Utah State (9/13)...Had nine kills and a pair of digs in sweep of Liberty (9/13)...Produced seven kills, two digs and three blocks at Duke (9/14)...Finished with one kill and one block in sweep of Western Carolina (9/20)...Tallied two kills and a dig against Robert Morris (9/21)...Had two kills against Arkansas (10/4)...Posted three kills and two digs at Mississippi State (10/18)...Produced four kills, a season-high four digs and two block assists in win at Ole Miss (10/20)...Had one kill against Tennessee (10/25)...Chipped in one kill and an assist against Auburn (10/27)...Recorded 11 kills, three digs and an assists in win over Coastal Carolina (10/30).

- Season Highs**
- Kills**
12, Winthrop (9/7)
- Attempts**
37, Winthrop (9/7)
- Hit. % (Min. 12 Att.)**
.294, Clemson (9/6)
- Assists**
1, 3x, last vs. Coastal Carolina (10/30)
- Service Aces**
N/A
- Digs**
4, Ole Miss (10/20)
- Blocks Solo**
N/A
- Block Assists**
4, Winthrop (9/7)
- Total Blocks**
4, Winthrop (9/7)

2013 Match-By-Match Statistics																	
DATE	OPP	SP	KILL	ERR	ATT	PCT	AST	SA	SE	RE	DIG	BS	BA	BE	TB	BHE	P
8/30	South Carolina State	1	1	1	2	.000	0	0	0	0	1	0	1	0	1.0	0	1.5
8/30	FIU	--	--	--	--	--	--	--	DNP	--	--	--	--	--	--	--	--
8/31	High Point	--	--	--	--	--	--	--	DNP	--	--	--	--	--	--	--	--
9/6	at Clemson	4	6	1	17	.294	0	0	0	0	1	0	0	0	0.0	0	6.0
9/7	vs. Furman	4	6	3	24	.125	0	0	0	0	0	0	1	1	1.0	0	6.5
9/7	vs. Winthrop	5	12	8	37	.108	0	0	0	0	1	0	4	0	4.0	0	14.0
9/13	vs. Utah State	3	6	3	20	.150	0	0	0	0	2	0	1	0	1.0	0	6.5
9/13	vs. Liberty	3	9	5	25	.160	0	0	0	1	2	0	0	0	0.0	0	9.0
9/14	at Duke	4	7	2	19	.263	0	0	0	1	2	0	3	0	3.0	0	8.5
9/20	Western Carolina	2	1	2	9	-.111	0	0	0	0	0	0	1	0	1.0	0	1.5
9/21	Robert Morris	1	2	1	4	.250	0	0	0	0	1	0	0	0	0.0	1	2.0
9/21	Presbyterian	1	0	1	1	-1.000	0	0	0	0	0	0	0	0	0.0	0	0.0
9/27	at Missouri	--	--	--	--	--	--	--	DNP	--	--	--	--	--	--	--	--
9/29	at Tennessee	--	--	--	--	--	--	--	DNP	--	--	--	--	--	--	--	--
10/4	Arkansas	3	2	3	13	-.077	0	0	0	0	0	0	0	0	0.0	0	2.0
10/6	Texas A&M	--	--	--	--	--	--	--	DNP	--	--	--	--	--	--	--	--
10/11	Georgia	--	--	--	--	--	--	--	DNP	--	--	--	--	--	--	--	--
10/13	Kentucky	--	--	--	--	--	--	--	DNP	--	--	--	--	--	--	--	--
10/18	at Mississippi State	3	3	1	10	.200	0	0	0	0	2	0	0	1	0.0	0	3.0
10/20	at Mississippi	4	4	3	17	.059	1	0	0	0	4	0	2	0	2.0	0	5.0
10/25	Tennessee	2	1	2	6	-.167	0	0	0	1	0	0	0	0	0.0	0	1.0
10/27	Auburn	3	1	1	9	.000	1	0	0	0	0	0	0	0	0.0	0	1.0
10/30	Coastal Carolina	5	11	6	33	.152	1	0	0	0	3	0	0	0	0.0	0	11.0
11/8	at Kentucky																
11/10	at Georgia																
11/13	at Florida																
11/15	Alabama																
11/17	Missouri																
11/22	at Arkansas																
11/24	LSU																
11/27	at Texas A&M																

CAREER STATISTICS

YEAR	SP	MP	KILL	K/S	ERR	ATT	PCT	AST	A/S	SA	SA/S	SE	DIG	D/S	RE	BS	BA	TB	B/S	BE	BHE	P	P/S
2013	48	16	72	1.50	43	246	.118	3	0.06	0	0.00	0	19	0.40	3	0	13	13	0.27	2	1	78.5	1.62



17 - ELIZABETH JOHNBULL

6-0 • So. • MB • Pflugerville, Texas (Connally)

SEASON NOTES

Started all three matches of the Gamecock Invitational...Recorded three kills and a block assists in win over FIU (8/30)...Tallied career-high 13 kills while hitting .500 against Furman (9/7)...Had career-high four block assists against Winthrop (9/7)...Had one kill in win over Utah State (9/13)...Finished with one kills at Duke (9/14)...Produced one dig and one block assist in win at Tennessee (9/29)... Tallied two kills and two block assists at Mississippi State (10/18).

Season Highs
Kills
 13, Furman (9/7)
Attempts
 22, Furman, (9/7)
Hit. % (Min. 12 Att.)
 .500, Furman, (9/7)
Assists
 N/A
Service Aces
 N/A
Digs
 1, 5x, last vs. Tennessee (9/29)

Blocks Solo
 1, Clemson (9/6)
Block Assists
 4, Winthrop (9/7)
Total Blocks
 4, Winthrop (9/7)


Career Highs
Kills
 13, Furman (9/7/13)
Attempts
 22, Furman, (9/7/13)
Hit. % (Min. 12 Att.)
 .500, Furman, (9/7/13)
Assists
 N/A
Service Aces
 N/A

Digs
 1, 5x, last vs. Tennessee (9/29/13)
Blocks Solo
 1, 2x, last vs. Clemson (9/6/13)
Block Assists
 4, Winthrop (9/7/13)
Total Blocks
 4, Winthrop (9/7/13)

2013 Match-By-Match Statistics																		
DATE	OPP	SP	KILL	ERR	ATT	PCT	AST	SA	SE	RE	DIG	BS	BA	BE	TB	BHE	P	
8/30	South Carolina State	1	0	0	2	.000	0	0	0	0	0	0	1	0	1.0	0	0.5	
8/30	FIU	3	3	2	8	.125	0	0	0	0	0	0	1	0	1.0	0	3.5	
8/31	High Point	2	1	0	2	.500	0	0	0	0	1	0	0	0	0.0	0	1.0	
9/6	at Clemson	4	3	2	9	.111	0	0	0	0	1	1	2	0	3.0	0	5.0	
9/7	vs. Furman	4	13	2	22	.500	0	0	0	1	1	0	1	0	1.0	0	13.5	
9/7	vs. Winthrop	5	1	0	8	.125	0	0	0	0	1	0	4	1	4.0	0	3.0	
9/13	vs. Utah State	1	1	1	3	.000	0	0	0	1	0	0	0	0	0.0	0	1.0	
9/13	vs. Liberty	--	--	--	--	--	--	--	DNP	--	--	--	--	--	--	--	--	
9/14	at Duke	1	1	0	2	.500	0	0	0	0	0	0	0	0	0.0	0	1.0	
9/20	Western Carolina	--	--	--	--	--	--	--	DNP	--	--	--	--	--	--	--	--	
9/21	Robert Morris	--	--	--	--	--	--	--	DNP	--	--	--	--	--	--	--	--	
9/21	Presbyterian	--	--	--	--	--	--	--	DNP	--	--	--	--	--	--	--	--	
9/27	at Missouri	1	1	0	2	.500	0	0	0	0	0	0	0	0	0.0	0	1.0	
9/29	at Tennessee	3	0	3	7	-.429	0	0	0	0	1	0	1	0	1.0	0	0.5	
10/4	Arkansas	--	--	--	--	--	--	--	DNP	--	--	--	--	--	--	--	--	
10/6	Texas A&M	--	--	--	--	--	--	--	DNP	--	--	--	--	--	--	--	--	
10/11	Georgia	--	--	--	--	--	--	--	DNP	--	--	--	--	--	--	--	--	
10/13	Kentucky	--	--	--	--	--	--	--	DNP	--	--	--	--	--	--	--	--	
10/18	at Mississippi State	2	2	0	3	.667	0	0	0	0	0	0	2	0	2.0	0	3.0	
10/20	at Mississippi	--	--	--	--	--	--	--	DNP	--	--	--	--	--	--	--	--	
10/25	Tennessee	--	--	--	--	--	--	--	DNP	--	--	--	--	--	--	--	--	
10/27	Auburn	--	--	--	--	--	--	--	DNP	--	--	--	--	--	--	--	--	
10/30	Coastal Carolina	--	--	--	--	--	--	--	DNP	--	--	--	--	--	--	--	--	
11/8	at Kentucky	--	--	--	--	--	--	--	--	--	--	--	--	--	--	--	--	
11/10	at Georgia	--	--	--	--	--	--	--	--	--	--	--	--	--	--	--	--	
11/13	at Florida	--	--	--	--	--	--	--	--	--	--	--	--	--	--	--	--	
11/15	Alabama	--	--	--	--	--	--	--	--	--	--	--	--	--	--	--	--	
11/17	Missouri	--	--	--	--	--	--	--	--	--	--	--	--	--	--	--	--	
11/22	at Arkansas	--	--	--	--	--	--	--	--	--	--	--	--	--	--	--	--	
11/24	LSU	--	--	--	--	--	--	--	--	--	--	--	--	--	--	--	--	
11/27	at Texas A&M	--	--	--	--	--	--	--	--	--	--	--	--	--	--	--	--	

CAREER STATISTICS

YEAR	SP	MP	KILL	K/S	ERR	ATT	PCT	AST	A/S	SA	SA/S	SE	DIG	D/S	RE	BS	BA	TB	B/S	BE	BHE	P	P/S
2012	9	9	8	0.89	3	13	.385	0	0.00	0	0.00	0	0	0.00	0	1	1	2	0.22	0	0	9.5	1.00
2013	27	11	26	0.96	10	68	.235	0	0.00	0	0.00	0	5	0.19	2	1	12	13	0.48	1	0	33.0	1.22
TOTAL	36	20	34	0.94	13	81	.259	0	0.00	0	0.00	0	5	0.14	2	2	13	15	0.42	1	0	42.5	1.17



20 - ABBY FERUCK

6-0 • Fr. • MB/RS • Atlanta, Ga. (Blessed Trinity)

SEASON NOTES

Played three sets in two matches of the Gamecock Invitational...Recorded season-high two kills and a block assist in win over High Point (8/31).

Season Highs

Kills

2, High Point (8/31)

Attempts

4, Clemson (9/6)

Hit. % (Min. 12 Att.)

N/A

Assists

N/A

Service Aces

N/A

Digs

1, 2x, last vs.
Winthrop (9/7)

Blocks Solo

N/A

Block Assists

2, Clemson (9/6)

Total Blocks

2, Clemson (9/6)

2013 Match-By-Match Statistics

DATE	OPP	SP	KILL	ERR	ATT	PCT	AST	SA	SE	RE	DIG	BS	BA	BE	TB	BHE	P
8/30	South Carolina State	2	1	0	1	1.000	0	0	0	1	1	0	1	0	1.0	0	1.5
8/30	FIU	--	--	--	--	--	--	--	DNP	--	--	--	--	--	--	--	--
8/31	High Point	1	2	0	2	1.000	0	0	0	0	0	0	1	0	1.0	0	2.5
9/6	at Clemson	3	1	0	4	.250	0	0	0	0	0	0	2	0	2.0	0	2.0
9/7	vs. Furman	1	0	0	0	.000	0	0	0	0	0	0	0	0	0.0	0	0.0
9/7	vs. Winthrop	2	1	1	3	.000	0	0	0	1	0	0	0	0	0.0	0	1.0
9/13	vs. Utah State	--	--	--	--	--	--	--	DNP	--	--	--	--	--	--	--	--
9/13	vs. Liberty	--	--	--	--	--	--	--	DNP	--	--	--	--	--	--	--	--
9/14	at Duke	--	--	--	--	--	--	--	DNP	--	--	--	--	--	--	--	--
9/20	Western Carolina	--	--	--	--	--	--	--	DNP	--	--	--	--	--	--	--	--
9/21	Robert Morris	--	--	--	--	--	--	--	DNP	--	--	--	--	--	--	--	--
9/21	Presbyterian	--	--	--	--	--	--	--	DNP	--	--	--	--	--	--	--	--
9/27	at Missouri	--	--	--	--	--	--	--	DNP	--	--	--	--	--	--	--	--
9/29	at Tennessee	--	--	--	--	--	--	--	DNP	--	--	--	--	--	--	--	--
10/4	Arkansas	--	--	--	--	--	--	--	DNP	--	--	--	--	--	--	--	--
10/6	Texas A&M	--	--	--	--	--	--	--	DNP	--	--	--	--	--	--	--	--
10/11	Georgia	--	--	--	--	--	--	--	DNP	--	--	--	--	--	--	--	--
10/13	Kentucky	--	--	--	--	--	--	--	DNP	--	--	--	--	--	--	--	--
10/18	at Mississippi State	--	--	--	--	--	--	--	DNP	--	--	--	--	--	--	--	--
10/20	at Mississippi	--	--	--	--	--	--	--	DNP	--	--	--	--	--	--	--	--
10/25	Tennessee	--	--	--	--	--	--	--	DNP	--	--	--	--	--	--	--	--
10/27	Auburn	--	--	--	--	--	--	--	DNP	--	--	--	--	--	--	--	--
10/30	Coastal Carolina	--	--	--	--	--	--	--	DNP	--	--	--	--	--	--	--	--
11/8	at Kentucky	--	--	--	--	--	--	--	DNP	--	--	--	--	--	--	--	--
11/10	at Georgia	--	--	--	--	--	--	--	DNP	--	--	--	--	--	--	--	--
11/13	at Florida	--	--	--	--	--	--	--	DNP	--	--	--	--	--	--	--	--
11/15	Alabama	--	--	--	--	--	--	--	DNP	--	--	--	--	--	--	--	--
11/17	Missouri	--	--	--	--	--	--	--	DNP	--	--	--	--	--	--	--	--
11/22	at Arkansas	--	--	--	--	--	--	--	DNP	--	--	--	--	--	--	--	--
11/24	LSU	--	--	--	--	--	--	--	DNP	--	--	--	--	--	--	--	--
11/27	at Texas A&M	--	--	--	--	--	--	--	DNP	--	--	--	--	--	--	--	--

CAREER STATISTICS

YEAR	SP	MP	KILL	K/S	ERR	ATT	PCT	AST	A/S	SA	SA/S	SE	DIG	D/S	RE	BS	BA	TB	B/S	BE	BHE	P	P/S
2013	9	5	5	0.56	1	10	.400	0	0.00	0	0.00	0	1	0.11	2	0	4	4	0.44	0	0	7.0	0.78



21 - JORDAN WILSON-TALMADGE

5-7 • Fr. • DS/Libero • Orlando, Fla. (First Academy)

SEASON NOTES

Saw time in win over South Carolina State (8/30)...Had a service ace in sweep of Presbyterian (9/21)...Played in two sets in win over Texas A&M (10/6)...Finished with one assist and one dig at Mississippi State (10/18)...Recorded one dig against Tennessee (10/25).

Season Highs

Kills N/A

Attempts N/A

Hit. % (Min. 12 Att.) N/A

Assists
1, Mississippi State (10/18)

Service Aces
1, Presbyterian (9/21)

Digs
1, 3x, last vs. Tennessee (10/25)

Blocks Solo N/A

Block Assists N/A

Total Blocks N/A

2013 Match-By-Match Statistics

DATE	OPP	SP	KILL	ERR	ATT	PCT	AST	SA	SE	RE	DIG	BS	BA	BE	TB	BHE	P
8/30	South Carolina State	1	0	0	0	.000	0	0	0	0	1	0	0	0	0.0	0	0.0
8/30	FIU	--	--	--	--	--	--	--	DNP	--	--	--	--	--	--	--	--
8/31	High Point	--	--	--	--	--	--	--	DNP	--	--	--	--	--	--	--	--
9/6	at Clemson	--	--	--	--	--	--	--	DNP	--	--	--	--	--	--	--	--
9/7	vs. Furman	--	--	--	--	--	--	--	DNP	--	--	--	--	--	--	--	--
9/7	vs. Winthrop	--	--	--	--	--	--	--	DNP	--	--	--	--	--	--	--	--
9/13	vs. Utah State	--	--	--	--	--	--	--	DNP	--	--	--	--	--	--	--	--
9/13	vs. Liberty	--	--	--	--	--	--	--	DNP	--	--	--	--	--	--	--	--
9/14	at Duke	--	--	--	--	--	--	--	DNP	--	--	--	--	--	--	--	--
9/20	Western Carolina	--	--	--	--	--	--	--	DNP	--	--	--	--	--	--	--	--
9/21	Robert Morris	--	--	--	--	--	--	--	DNP	--	--	--	--	--	--	--	--
9/21	Presbyterian	1	0	0	0	.000	0	1	1	0	0	0	0	0	0.0	0	1.0
9/27	at Missouri	--	--	--	--	--	--	--	DNP	--	--	--	--	--	--	--	--
9/29	at Tennessee	--	--	--	--	--	--	--	DNP	--	--	--	--	--	--	--	--
10/4	Arkansas	--	--	--	--	--	--	--	DNP	--	--	--	--	--	--	--	--
10/6	Texas A&M	2	0	0	0	.000	0	0	2	0	0	0	0	0	0.0	0	0.0
10/11	Georgia	--	--	--	--	--	--	--	DNP	--	--	--	--	--	--	--	--
10/13	Kentucky	--	--	--	--	--	--	--	DNP	--	--	--	--	--	--	--	--
10/18	at Mississippi State	1	0	0	0	.000	1	0	0	0	1	0	0	0	0.0	0	0.0
10/20	at Mississippi	--	--	--	--	--	--	--	DNP	--	--	--	--	--	--	--	--
10/25	Tennessee	1	0	0	0	.000	0	0	0	0	1	0	0	0	0.0	0	0.0
10/27	Auburn	--	--	--	--	--	--	--	DNP	--	--	--	--	--	--	--	--
10/30	Coastal Carolina	--	--	--	--	--	--	--	DNP	--	--	--	--	--	--	--	--
11/8	at Kentucky	--	--	--	--	--	--	--	DNP	--	--	--	--	--	--	--	--
11/10	at Georgia	--	--	--	--	--	--	--	DNP	--	--	--	--	--	--	--	--
11/13	at Florida	--	--	--	--	--	--	--	DNP	--	--	--	--	--	--	--	--
11/15	Alabama	--	--	--	--	--	--	--	DNP	--	--	--	--	--	--	--	--
11/17	Missouri	--	--	--	--	--	--	--	DNP	--	--	--	--	--	--	--	--
11/22	at Arkansas	--	--	--	--	--	--	--	DNP	--	--	--	--	--	--	--	--
11/24	LSU	--	--	--	--	--	--	--	DNP	--	--	--	--	--	--	--	--
11/27	at Texas A&M	--	--	--	--	--	--	--	DNP	--	--	--	--	--	--	--	--

CAREER STATISTICS

YEAR	SP	MP	KILL	K/S	ERR	ATT	PCT	AST	A/S	SA	SA/S	SE	DIG	D/S	RE	BS	BA	TB	B/S	BE	BHE	P	P/S
2013	6	5	0	0.00	0	0	.000	1	0.17	1	0.17	3	3	0.50	0	0	0	0	0.00	0	0	1.0	0.17

RADIO/TV SPOT CHART



#1
S • 5-10
Fr.-HS
Atlanta,
Ga.

**Helen
Récaborde**



#2
OH/DS • 5-10
Fr.-HS
Birmingham,
Mich.

**Erin
Neuenfeldt**




#3
MB/OH • 5-10
Fr.-HS
Kennesaw,
Ga.

**Dessaa
Legros**



#4
MB/RS • 6-1
So.-1L
Sandy Spring,
Md.

**Darian
Dozier**



#6
RS/OH • 5-11
So.-1L
Canyon
Country,
Calif.

**Sarah
Blomgren**




#7
MB/RS • 6-2
Fr.-HS
Dallas,
Texas

**Jacqy
Angermiller**



#8
S • 6-0
R-So.-TR
Eagan,
Minn.

**Kellie
McNeil**



#9
DS/Libero • 5-7
Fr.-HS
Lugoff,
S.C.

**Megan
Kirkland**




#10
Libero • 5-9
Jr.-TR
Tucson,
Ariz.

**Michaela
Christiaansen**



#12
OH • 6-2
Sr.-3L
Mont-sur-
Marchinne,
Belgium

**Juliette
Thévenin**



#13
DS/S • 5-7
Fr.-HS
Gainesville,
Fla.

**Gabrielle
Rubels**




#14
MB • 6-0
Fr.-HS
Columbia,
S.C.

**Katlyn
McDaniel**



#15
Libero • 5-7
Sr.-3L
Alpharetta,
Ga.

**Lindsey
Craft**



#16
OH • 5-10
Fr.-HS
Reno,
Nev.

**KoKo
Atoa-Williams**



#17
MB • 6-0
So.-1L
Pflugerville,
Texas

**Elizabeth
Johnbull**



#20
MB/RS • 6-0
Fr.-HS
Atlanta,
Ga.

**Abby
Feruck**



#21
DS/Libero • 5-7
Fr.-HS
Orlando,
Fla.

**Jordan
Wilson-Talmadge**



**HEAD
COACH**
3rd Year
Arizona State,
1995

**Scott
Swanson**



**ASSOCIATE
HEAD COACH**
2nd Year
Mercer,
2008

**Julie
Darty**



**ASSISTANT
COACH**
1st Year
Wichita State,
2009

**RJ
Abella**

Director of Operations: Amanda Brungs
Graduate Assistant: Morgan Thomas

Volunteer Assistant: Drew Burdette
Manager: Melissa Kearse