



2015-16 Women's Basketball SOUTH CAROLINA

Assoc. Media Relations Director: Diana Koval | Office: 803.777.7977 | Cell: 314.369.6050 | Email: dkoval@mailbox.sc.edu | Twitter: @DianaKovalSID
Website: www.GamecocksOnline.com | Twitter: @GamecockWBB | Instagram: @GamecockWBB | Facebook: @GamecockWBB

Game 21

Jan. 31, 2016 • 5 p.m. (CT) • College Station, Texas • Reed Arena (12,989)

South Carolina Gamecocks
20-0, 8-0 SEC



vs.



Texas A&M Aggies
15-5, 5-2 SEC

Ranking: 2/2 (AP/Coaches)

Head Coach: Dawn Staley

Record at South Carolina: 175-74 (8th)

Career Record: 347--154 (16th)

Top Scorer: A'ja Wilson (16.1)

Top Rebounder: Alaina Coates (9.9)

Ranking: 10/10

Head Coach: Gary Blair

Record at TAMU: 302-124 (13th)

Career Record: 710-287 (31st)

Top Scorer: Courtney Walker (17.6)

Top Rebounder: Courtney Walker (5.6)

Schedule/Results

Nov. 13	#6/10 Ohio State (SECN+)	W, 88-80
Nov. 15	UNCG (SECN+)	W, 92-44
Nov. 18	at Clemson (ESPN3)	W, 67-41
Nov. 22	at UCLA (Pac-12 Network)	W, 68-65

*Waikiki Beach Marriott
Rainbow Wahine Showdown*

Nov. 27	vs. #16/18 Arizona State	W, 60-58
Nov. 28	vs. CSU Bakersfield	W, 90-71
Nov. 29	at Hawaii	W, 67-51

Dec. 6	#14/13 Duke (ESPN2)	W, 66-55
Dec. 13	Winthrop (SECN)	W, 86-37
Dec. 16	Hampton (SECN+)	W, 86-48

CresCom Bank Carolinas College Women's Challenge

Dec. 20	vs. East Carolina	W, 88-57
---------	-------------------	----------

Dec. 22	Elon (SECN+)	W, 78-63
Jan. 3	Arkansas* (ESPN2)	W, 85-32
Jan. 7	at Vanderbilt* (SECN^)	W, 71-61
Jan. 10	#20/- Missouri* (SECN)	W, 83-58
Jan. 14	at #9/9 Kentucky* (SECN)	W, 73-62
Jan. 17	#15/11 Texas A&M* (ESPN2)	W, 59-58
Jan. 21	at Auburn* (SECN+)	W, 74-58
Jan. 24	at #10/10 Miss. State* (ESPN2)	W, 51-57
Jan. 28	Ole Miss* (SECN+)	W, 81-62
Jan. 31	at #10/10 Texas A&M* (ESPN2)	6 p.m.
Feb. 4	Kentucky* (SECN)	7 p.m.
Feb. 8	Connecticut (ESPN2)	7 p.m.
Feb. 11	Florida* (SECN+)	7 p.m.
Feb. 15	at Tennessee* (ESPN2)	7 p.m.
Feb. 18	Georgia* (SECN+)	7 p.m.
Feb. 22	at Alabama* (SECN)	7 p.m.
Feb. 25	at Ole Miss* (SECN^)	9 p.m.
Feb. 28	LSU* (ESPN2/U)	TBA

SEC Tournament (Jacksonville, Fla.)

Mar. 2	First Round	TBA
Mar. 3	Second Round	TBA
Mar. 4	Quarterfinals	TBA
Mar. 5	Semifinals	TBA
Mar. 6	Final	TBA

All Times Listed as Eastern and are subject to change
< indicates game played in Myrtle Beach, S.C.
* indicates SEC Game

Game Information

Tickets: \$7-15 Adults, \$4 Youth (17 and under)

Live Stats: The12thMan.com

Radio: 107.5 The Game (Brad Muller)

TV: ESPN2 (Tiffany Greene, play-by-play;
Carolyn Peck, analyst)

Series History

South Carolina Record	2-3
In College Station	0-1
In Columbia	2-1
At Neutral Site	0-1
Staley Era	1-3
First Meeting	TAM, 50-48, 2/10/13
Current Streak	Won 2

Last Five Meetings:

Date	Result	Location
1/17/16	W, 59-58	Columbia
1/26/15	W, 79-61	Columbia
1/16/14	L, 65-67 (ot)	College Station
3/8/13	L, 52-61	Duluth, Ga.
2/10/13	L, 48-50	Columbia












Game Notables

- Tonight marks the second meeting between the Gamecocks and Aggies in the last two weeks. In South Carolina's 59-58 victory, it held Texas A&M to just 36.8 percent shooting but saw a 43-33 rebounding advantage lead to 14 more field goal attempts for the Aggies.
- Four of the five games between South Carolina and Texas A&M have been decided by single digits with three settled by two or fewer points. Regularly a defensive battle, each team has scored at least 65 points only once – South Carolina's 79 in a win on Jan. 26, 2015, and the Aggies' 67 in their overtime win on Jan. 16, 2014.
- In their seven wins over ranked opponents this season, the Gamecocks are out-scoring their opponents 69.5-60.3 on efficient 42.5 percent field goal shooting, compared to 33.6 percent by their opponents.
- Junior Alaina Coates leads the SEC in rebounding both overall and in SEC play, and the 6-foot-5 center is doing it in fewer minutes than her nearest rivals. In SEC play, Coates averages 11.1 rebounds in just 27.8 minutes per game, far fewer than the 35.6 minutes per game than Georgia's Shacobia Barbee uses to grab her 10.0 boards per game. Overall, Coates has more rebounds in fewer minutes than any of the league's players averaging at least 9.0 boards. Behind 10 double-doubles this season, Coates averages an SEC-best 9.9 rebounds in 25.4 minutes per game, less than Evelyn Akhator (UK, 9.4 rpg, 26.8 mpg), A'ja Wilson (SC, 9.2 rpg, 26.1 mpg) and Barbee (GA, 9.2 rpg, 33.0 mpg).
- South Carolina's leading scorers in SEC play – Tiffany Mitchell (16.1 ppg, 5th in SEC) and A'ja Wilson (14.4 ppg, 6th in SEC) – are also the league's most efficient in terms of playing time. Mitchell scores a point for every 1.93 minutes on the court (249 min/129 pts), while Wilson adds a point every 1.87 minutes (215 min/115 pts). The league's top three scorers are all also ranked among the league's top eight in minutes per game.

Stat Comparison

TAMU	SC	
14-5	Overall Record	20-0
4-2	Conference Record	8-0
9-1	Home Record	10-0
2-2	Away Record	7-0
3-2	Neutral Record	3-0
73.7	Points Per Game	75.9
59.8	Opp. Points Per Game	55.6
.456	Field Goal %age	.465
.370	Opp. Field Goal %age	.341
.337	3-Pt. Field Goal %age	.324
.291	Opp. 3-Pt. Field Goal %age	.280
.686	Free Throw %age	.643
13.4	FTs Made Per Game	15.2
15.9	Assists Per Game	15.0
+3.5	Turnover Margin	+1.5
40.8	Rebounds Per Game	42.0
+4.4	Rebounding Margin	+8.8
9.7	Steals Per Game	8.4
3.9	Blocked Shots Per Game	5.5

2015-16 South Carolina Media Roster

1		<p>Bianca Cuevas 5-6 • So. • Guard • Bronx, N.Y. <i>kway-VAHS</i></p> <p>PPG 7.2 RPG 1.6 APG 1.6 FG% .373 FT% .714</p>	<p>LAST GAME: 6 pts, 1 asst vs. Ole Miss NOTABLE: Lightning-quick guard who finishes well in traffic ... scored in double figures 6x ... ≥ 3 steals 4x this season ... clutch plays vs. Texas A&M (Jan. 17) ... 2014 McDonald's All-America.</p>	<p>Career Highs Pts: 21 at Ole Miss, 2/1/15 Reb: 4, 6x, vs. Duke, 12/6/15 Asst: 6 vs. CSUB, 11/28/15 Stl: 5 vs. Missouri, 1/10/16</p>
4		<p>Doniyah Cliney 6-0 • R-Fr. • Guard • Newark, N.J. <i>dawn-YAY CLY-nee</i></p> <p>PPG 2.5 RPG 1.0 APG 0.7 FG% .313 FT% .444</p>	<p>LAST GAME: 4 pts, 3 rebs vs. Ole Miss NOTABLE: Good size and athleticism on perimeter, good court vision ... no game action since high school, so adjusting to pace of play, etc. ... played in six games since (right) hand injury ... won two HS state titles.</p>	<p>Career Highs Pts: 5 vs. Missouri, 1/10/16 Reb: 3 vs. Ole Miss, 1/28/16 Asst: 3 at Auburn, 1/21/16 Stl: 1 vs. Missouri, 1/10/16</p>
5		<p>Khadijah Sessions 5-8 • Sr. • Guard • Myrtle Beach, S.C. <i>kuh-DEE-zhub SESH-uns</i></p> <p>PPG 6.3 RPG 2.6 APG 2.6 FG% .506 FT% .653</p>	<p>LAST GAME: 4 pts, 5 assts vs. Ole Miss NOTABLE: Team captain ... best FG %age of career ... in SEC play, 7.6 ppg on 55.6% FG, including clutch shots in 4 comeback wins ... handed out ≥4 assists 7x and scored ≥10 pts 4x ... 7th in SEC in steals (2.0).</p>	<p>Career Highs Pts: 19 vs. Auburn, 2/3/13 Reb: 6 vs. Clemson, 11/20/14 Asst: 8 vs. NC Central, 12/1/14 Stl: 4, 14x, vs. TAMU 1/17/16</p>
22		<p>A'ja Wilson 6-5 • So. • Forward • Hopkins, S.C. <i>A-zhub</i></p> <p>PPG 16.1 RPG 9.2 BPG 3.2 FG% .532 FT% .654</p>	<p>LAST GM: 17 pts, 9 rebs, 2 assts vs. Miss NOTABLE: Growing offense and defense ... Has 9 dbl-dbls, 3.2 bpg (10th in nation) ... SEC top 6 in ppg, rpg, FG% ... 4x SEC Plyr of Wk. ... Naismith, Wooden and Drysdale Watch Lists ... 1st SC fr. to earn All-America.</p>	<p>Career Highs Pts: 28 vs. Duke, 12/6/15 Reb: 19 at Kentucky, 3/1/15 Blks: 8, 2x, vs. TAMU, 1/17/16 Stl: 3, 4x, vs. C. Mich., 12/20/14</p>
23		<p>Tina Roy 5-11 • Sr. • Guard • Kaplan, La.</p> <p>PPG 6.9 RPG 1.5 APG 2.4 FG% .359 FT% .396</p>	<p>LAST GM: 9 pts, 4 assts, 3 stls NOTABLE: Team captain ... in SEC play – 10.3 ppg, .500 3FG %age (23-of-46) ... overall, 2nd in SEC in 3FG% (.402), 4th in 3s/gm (2.2) ... ≥4 3s in 4 of 7 SEC games ... 2nd on team in assists vs. SEC teams (2.1).</p>	<p>Career Highs Pts: 21 vs. Arkansas, 1/3/16 Reb: 8 at Miss. St., 2/6/14 Asst: 10 vs. Sav. St., 12/14/14 Stl: 3, 2x, vs. Ole Miss, 1/28/16</p>
24		<p>Sarah Imovbioh 6-2 • Sr. • Forward • Abuja, Nigeria <i>ih-MOE-vee-o</i></p> <p>PPG 4.8 RPG 5.5 APG 0.3 FG% .607 FT% .457</p>	<p>LAST GM: 7 pts, 9 rebs vs. Ole Miss NOTABLE: Great energy, still learning SC system ... ≥10 rebs 3 times, one double-double ... 2nd on team in FG %age ... avg. dbl-dbl in 2014-15, 10.8 rpg (19th in nation, 1st in ACC) and 12.6 ppg playing at Uva.</p>	<p>Career Highs Pts: 19 vs. Hampton, 12/16/15 Reb: 12 vs. ECU, 12/20/15 Asst: 2, 2x, vs. Missouri, 1/10/16 Stl: 2, 2x, at Clemson, 11/18/15</p>
25		<p>Tiffany Mitchell 5-9 • Sr. • Guard • Charlotte, N.C.</p> <p>PPG 15.0 RPG 3.0 APG 2.6 FG% .410 FT% .804</p>	<p>LAST GM: 15 pts, 4 assts, 4 rebs vs. Miss. NOTABLE: Team captain ... In SEC play – 16.1 ppg, 3.3 apg, 2.0 spg ... 8th in SEC in ppg overall, 13th in steals (1.7) ... Naismith, Wooden, Drysdale and Staley Watch Lists ... 2x SEC POY, All-America.</p>	<p>Career Highs Pts: 25 vs. Georgia, 2/27/14 Reb: 11, 5x, at Arkansas, 1/2/14 Asst: 9 at SDSU, 11/23/13 Stl: 7 vs. NC Central, 12/1/14</p>
31		<p>Asia Dozier 6-0 • Sr. • Guard/For. • Columbia, S.C. <i>DOE-zhur</i></p> <p>PPG 3.3 RPG 1.1 APG 2.1 FG% .339 FT% .833</p>	<p>LAST GAME: 3 pts, 5 assts vs. Ole Miss NOTABLE: Two-time team captain ... cerebral player, nurturing leader ... has started 10 games ... always seems to deliver timely points or defensive play ... hit clutch FTs late at Mississippi State.</p>	<p>Career Highs Pts: 16, 2x, at SDSU, 11/23/13 Reb: 10 vs. Elon, 11/9/12 Asst: 6, 3x, vs. UNCG, 11/15/15 Stl: 2, 9x, vs. Hampton, 12/16/15</p>
40		<p>Jatarie White 6-4 • So. • Forward • Charlotte, N.C. <i>juh-TAR-ee</i></p> <p>PPG 3.5 RPG 3.5 APG 0.5 FG% .353 FT% .629</p>	<p>LAST GAME: 3 pts, 2 rebs vs. Ole Miss NOTABLE: Solid play not always in the box score ... grabbed at least 5 rebs 6 times this season ... ≥10 points two times this season ... 2014 WBCA, McDonald's All-America.</p>	<p>Career Highs Pts: 14 vs. ECU, 12/20/15 Reb: 9 vs. Winthrop, 12/13/15 Blk: 4 vs. Winthrop, 12/13/15 Stl: 2 vs. Syracuse, 3/22/15</p>
41		<p>Alaina Coates 6-4 • Jr. • Center • Irmo, S.C. <i>uh-LAY-nub COATS</i></p> <p>PPG 12.2 RPG 9.9 BPG 1.5 FG% .692 FT% .541</p>	<p>LAST GM: 13 pts, 14 rebs, 2 assts vs. Miss. NOTABLE: SEC-best 10 dbl-dbls (1 triple) – 8 in last 12 gms ... avg dbl-dbl in SEC ... Leads SEC in rpg overall and vs SEC, 17th in scoring overall ... shooting 73.3% in SEC play ... Naismith Watch List ... 2x All-SEC.</p>	<p>Career Highs Pts: 29 vs. Winthrop, 12/13/15 Reb: 17 vs. Kentucky, 1/9/14 Blk: 10 vs. Winthrop, 12/13/15 Min: 32 at UCLA, 11/22/15</p>
44		<p>India Farmer 6-0 • Jr. • Forward • N. Myrtle Beach, S.C.</p> <p>PPG 0.0 RPG 14.0 APG 0.0 FG% .000 FT% --</p>	<p>LAST GAME: 1 reb in 3 mins vs. Arkansas NOTABLE: Played in 4 games this season after seeing action in 16 in 2014-15, including five SEC and three postseason ... great team player ... works hard with good attitude.</p>	<p>Career Highs Pts: 3, 2x, vs. Alabama, 1/19/14 Reb: 3 vs. NC Central, 12/2/13 Blk: 2 vs. UNCG, 11/15/15 Stl: 1 at Florida, 1/19/15</p>

Starter

Reserve

Gamecocks' Five-Second Count

South Carolina is enjoying its most successful period in program history. The 2015 Senior Class set a four-year record with 113 wins and a .813 winning percentage. The 2016 Senior Class has a chance top that number, currently holding a record of 108-16, winning 87.1 percent of its contests. Winning consecutive SEC regular-season titles in the last two seasons, South Carolina has not finished outside the SEC's top four in four campaigns. Nationally, 66 straight AP Poll appearances is the new program record.

In the last two seasons, three Gamecocks have earned All-America honors, including two on the 2015-16 squad, and seven have earned All-SEC selection, including three on this season's roster.

Quick Facts

The University

Location: Columbia, S.C.

Founded: 1801

Enrollment: 32,972

Colors: Garnet (PMS 202C) and Black

Nickname: Gamecocks

Conference: Southeastern

President: Dr. Harris Pastides

Athletics Director: Ray Tanner

Facility: Colonial Life Arena (18,000)

Coaching Staff

Head Coach: Dawn Staley

Alma Mater: Virginia, 1992

Overall Record: 347-154 (16th season)

School Record: 175-74 (8th season)

Assoc. Head Coach (Alma Mater):

Lisa Boyer (Ithaca, 1979)

Assistant Coaches (Alma Mater):

Nikki McCray-Penson (Tennessee, 1995)

Fred Chmiel (Excelsior, 2001)

Team Information

2014-15 Record: 34-3

Home: 16-0 Away: 9-2 Neutral: 9-1

SEC Record (Finish): 15-1 (T-1st)

Home: 8-0 Away: 7-1

Letterwinners Returning/Lost: 11/3

Starters Returning/Lost: 3/2

Program History

First Year of Women's Basketball: 1974-75

All-Time Record: 755-503 (42nd season)

All-Time SEC Record: 139-200 (25th season)

NCAA Appearances (Last): 12 (2015)

NCAA Tournament Record: 17-12

2015 NCAA Result: Final Four; L, 65-66, Notre Dame; Tampa, Fla.

WNIT Appearances (Last): 4 (2011)

WNIT Record: 3-4

Media Relations

Women's Basketball Contact: Diana Koval

Office: 803.777.7977

Cell: 314.369.6050

Email: dkoval@mailbox.sc.edu

Press Row Phone: 803.777.6182

Athletics Department on the Web

Website: GamecocksOnline.com

Twitter: @GamecocksOnline

Instagram: @GamecocksOnline

Facebook: Facebook.com/GamecocksOnline

YouTube: YouTube.com/GamecocksOnline

Women's Basketball on Twitter

Team: @GamecockWBB

Head Coach: @DawnStaley

By the Numbers

2	3	5	20
----------	----------	----------	-----------

- Game in which the Gamecocks have shot less than 40.0 percent from the field, compared to 15 games in which an opponent has shot under that mark
- Gamecocks averaging a double-double in the team's seven games against ranked opponents this season – A'ja Wilson (19.3 ppg/11.3 rpg) and Alaina Coates (10.3 ppg/10.3 rpg)
- Made 3-pointers by Ole Miss (Jan. 28), which entered the game averaging an SEC-best 7.0
- Stats in which sophomore forward A'ja Wilson ranks among the nation's top 50 – blocks (10th), double-doubles (30th), FG percentage (43rd)
- Gamecocks ranked among the SEC's top 30 scorers in conference play – Tiffany Mitchell (5th, 16.1 ppg), A'ja Wilson (6th, 14.4), Alaina Coates (22nd, 10.6) and Tina Roy (29th, 10.1)
- 3-pointers needed by senior guard Tiffany Mitchell to move into the program's career top five
- Games of 20 or more points scored by sophomore forward A'ja Wilson, including four against ranked a opponent
- League-play stats in which senior guard Tiffany Mitchell ranks among the SEC's top 10 – scoring (5th, 16.1), FG percentage (5th, .429), 3s per game (6th, 1.6), FT percentage (7th, .780), assists (8th, 3.3), assist-to-turnover ratio (8th, 1.2) and steals (9th, 2.0) – more than any other player in the league
- Consecutive games of double-digit rebounds by junior center Alaina Coates, who has 13 on the season, including five against ranked opponents
- Games in which Tina Roy has hit at least three 3-pointers, including six in SEC play
- Double-doubles by the Gamecocks this season, the most of any team in the league
- Career double-doubles by junior center Alaina Coates, which rank her fifth in program history
- 51.5 Percent shooting by the Gamecocks in the fourth quarter this season, their most efficient quarter

Current Streaks

	Total	Home	Road	Neut.
Overall	W20	W44	W7	W3
SEC	W8	W22	W4	—
Non-Conference	W12	W24	W3	W3
Ranked Teams	W7	W9	W2	W1

Texas A&M Series Notes

The Aggies lead the series 3-2 with four of the five games decided by single digits, including all three of Texas A&M's wins and this season's one-point Gamecock victory. Both teams have been ranked in every meetings.

Last season South Carolina's depth and size wore down Texas A&M in a 79-61 win at Colonial Life Arena on Jan. 26, 2015. The top-ranked Gamecocks used aggressive defense to generate one big run in each half to distance the No. 12/10 Aggies while out-rebounding them 43-29. A'ja Wilson netted a game-high 18 points and nine rebounds, while Alaina Coates posted a double-double with 12 points and 11 rebounds.

South Carolina's results vs. Texas A&M since the arrival of head coach Dawn Staley:

Date	W/L	Score	Site	Rank (SC/TAM)
1/17/16	W	59-58	H	2/15
1/26/15	W	79-61	H	1/12
1/16/14	L	65-67 (ot)	A	8/25
3/8/13	L	52-61	N	17/19
2/10/13	L	48-50	H	15/14

Road Warriors

Overall, South Carolina is 221-243 (.476) in road games, including a 52-34 (.605) record during the Dawn Staley era. After a difficult start as the Gamecocks' mentor, Staley has guided her team to three of the program's top five road records in program history, including 2013-14's school-record winning percentage of .833 (10-2). Last season's .818 winning percentage (9-2) was second-best, while the 2012-13 team's .733 (11-4) mark is fifth in program history.

This season, South Carolina is 7-0 in road games.

Gamecocks in the Rankings

(thru games of 1/28)

Team	SEC	NCAA	Actual	Alaina Coates	SEC	NCAA	Actual
Scoring Offense	2	26	75.9	Scoring	17	—	12.2
Scoring Defense	4	32	55.6	Rebounding	1	32	9.9
Scoring Margin	2	6	+20.4	Blocks	5	114	1.5
Field Goal Percentage	2	11	.465	Off. Rebounds	12	—	2.9
Field Goal %age Def.	2	15	.331	Double-Doubles	1	21	10
3-Point FG %age	5	118	.324	Tiffany Mitchell	SEC	NCAA	Actual
3-Point FG %age Def.	4	59	.280	Scoring	8	174	15.0
3-Point FG Made/Gm.	5	167	5.6	FT Percentage	4	110	.804
Free Throw Percentage	12	289	.643	Steals	13	—	1.7
Rebounding Offense	4	—	42.0	3FG Made/Game	7	—	1.8
Rebounding Defense	3	—	33.2	Tina Roy	SEC	NCAA	Actual
Rebounding Margin	1	20	+8.8	3FG Percentage	2	58	.396
Assists	7	64	15.0	3FG Made/Game	4	114	2.2
Steals	10	132	8.4	Khadijah Sessions	SEC	NCAA	Actual
Turnover Margin	9	122	+1.5	Steals	7	166	2.0
Turnovers	—	35	13.8	A'ja Wilson	SEC	NCAA	Actual
Assist-to-Turnover Ratio	2	40	1.1	Scoring	6	125	16.1
Blocked Shots	1	19	5.5	Rebounding	3	57	9.2
Home Attendance Avg.	1	1	14,511	FG Percentage	2	43	.532
				FT Percentage	13	—	.654
				Blocks	1	10	3.2
				Off. Rebounds	10	—	2.9
				Double-Doubles	2	30	9

2015-16 Double-Doubles

Alaina Coates (10)

11/13	Ohio State	17 pts/13 rebs
11/22	at UCLA	12 pts/12 rebs
12/13	Winthrop	29 pts/16 rebs/10 blks
12/16	Hampton	22 pts/12 rebs
12/20	vs. East Carolina	10 pts/15 rebs
1/3	Arkansas	11 pts/10 rebs
1/7	at Vanderbilt	11 pts/10 rebs
1/10	Missouri	13 pts/12 rebs
1/21	at Auburn	17 pts/10 rebs
1/28	Ole Miss	13 pts/14 rebs

Sarah Imovbioh (1)

11/15	UNCG	14 pts/11 rebs
-------	------	----------------

A'ja Wilson (9)

11/13	Ohio State	20 pts/14 rebs
11/15	UNCG	19 pts/10 rebs
11/22	at UCLA	11 pts/10 rebs
11/27	vs. Arizona State	18 pts/11 rebs
12/6	Duke	28 pts/11 rebs
12/20	vs. East Carolina	15 pts/10 rebs
1/3	Arkansas	11 pts/10 rebs
1/10	Missouri	11 pts/11 rebs
1/14	at Kentucky	26 pts/13 rebs

Ranked Readings

The Gamecocks have played seven games against ranked teams this season and have four more on the schedule, all coming in the next six outings.

This season against ranked teams, South Carolina averages 69.4 points on 42.5 percent field goal shooting while holding its opponent to 60.3 points per game on 33.6 percent shooting. Sophomore forward A'ja Wilson leads the offense with 19.3 points per game to go with her 11.3 rebounds per outing. Junior center Alaina Coates also averages a double-double against ranked teams this season – 10.3 points, 10.3 rebounds. Senior guard Tiffany Mitchell adds 14.3 points per game against ranked opponents.

After posting a 20-8 record against ranked opponents since the start of the 2013-14 season, head coach Dawn Staley has a 32-42 mark vs. the nation's best teams during her South Carolina tenure, highlighted by a 20-8 mark when the Gamecocks carry a better ranking than their opponent into the contest.

South Carolina's 10 wins against ranked foes in 2014-15 set a program record, topping the eight wins of the 1979-80 squad. Of last season's 10 wins, five came against a top-10 foe.

SEC Story

Head coach Dawn Staley has steadily lifted the Gamecocks' national profile by building the Gamecocks into a consistent SEC contender with back-to-back regular-season titles, shirking decades of difficulty in the nation's best women's basketball conference.

In her eighth season at the helm, Staley boasts a 75-43 (.636) SEC regular-season record and has finished outside the league's top five just twice – an unprecedented achievement for a program that had finished INSIDE the top five only two times in the previous 17 seasons. Staley's 75 wins include four seasons of double-digit league victories – 10-6 in 2012, 11-5 in 2013, an SEC-

best 14-2 in 2014 and 15-1 in 2015.

Staley's SEC regular-season record includes a 42-18 (.700) mark at home and a 33-25 (.569) slate on the road.

Poll Position

South Carolina remains at No. 2 in the nation in both polls this week, marking the 30th-straight time the Gamecocks have been ranked among the nation's top three teams. South Carolina has held a top-10 position in the Associated Press poll for 41 straight weeks and been ranked in the AP top 25 for 66 consecutive weeks (beginning Dec. 10, 2012), breaking the school record of 62 from Feb. 27, 1979 through Jan. 9, 1983.

Strength in Numbers

Based on cumulative opponent winning percentage, South Carolina currently has the 19th toughest schedule in the nation. The 26 teams the Gamecocks will face this season have a current winning percentage of .626. The SEC and Pac-12 dominate the top 25 schedules with seven and eight entries, respectively.

With 10 games away from Columbia so far this season, the Gamecocks are second in the RPI – best in the SEC with Texas A&M (11), Tennessee (12) and Kentucky (18) also among the top 20. Five others – Missouri (27), Mississippi State (31), Florida (34), Vanderbilt (39) and Georgia (47) – are in the top 50.

SEC Title Talk

The media and league coaches picked the Gamecocks to repeat as SEC champions this season. After winning its first SEC regular-season championship in 2013-14, South Carolina shared the title last season. If the prediction holds, the Gamecocks would become just the third team to win three straight regular-season championships in league history, joining Tennessee (2000-2004, 1993-1995) and Auburn (1987-89)

Location, Location, Location

South Carolina averages 40.1 points in the paint this season, making up 52.8 percent of the Gamecocks' offense. No opponent has out-scored South Carolina in the paint this season with the Gamecocks out-pacing their opponents in that space by 19.1 points per game.

While the dominance abates slightly in SEC play, South Carolina's inside advantage is just as significant against ranked opponents. The Gamecocks out-score their ranked foes in the paint by an average of 18.6 points with inside scoring accounting for 57.2 percent of the total offense in those seven games.

Be Aggressive

Led by arguably among the best frontcourts in the nation, South Carolina ranks sixth in the country in free throw attempts at 471. The Gamecocks average 23.6 free throw attempts per game, best among teams ranked in the AP Top 25. South Carolina's 303 made free throws are 23rd in the nation.

Balancing Act

Six different Gamecocks have been the team's high scorer in a game at least once, but often the high scorer has several teammates on her heels. In a constant search for balance, the Gamecocks' top scorer in a game has accounted for less than one-third of the team's points in all but six games. In SEC play, the balance of offense is more pronounced with four Gamecock averaging double figures in league play – Tiffany Mitchell 16.1

2015-16 Awards

Alaina Coates

Naismith Early Season Watch List
Wooden Award Watch List
Preseason All-SEC First Team (Media, Coaches)

Bianca Cuevas

Rainbow Wahine Showdown All-Tournament

Tiffany Mitchell

USBWA Ann Meyers Drysdale Midseason List
Wooden Award Midseason Top 20
Naismith Early Season Watch List
Dawn Staley Award Watch List
Senior CLASS Award candidate
Preseason All-America (AP, Lindy's, Athlon, SI, ESPN)
Preseason All-SEC First Team (Media, Coaches)
Preseason SEC Player of the Year (Media, Coaches)

A'ja Wilson

USBWA Ann Meyers Drysdale Midseason List
Wooden Award Midseason Top 20
2015 USA Basketball Female Athlete of the Year
Naismith Early Season Watch List
Rainbow Wahine Showdown Tournament MVP
Preseason All-America 2nd Team (Lindy's, SI, ESPN)
Preseason All-America Honorable Mention (AP)
Preseason All-SEC First Team (Media, Coaches)
SEC Player of the Week (Nov. 13-16; Nov. 24-30; Dec. 1-7; Jan. 12-18)
ESPN National Player of the Week (Jan. 12-18)

ppg, A'ja Wilson 14.4, Alaina Coates 10.6, Tina Roy 10.1 – with Khadijah Sessions not far behind with her often timely 7.6 points per game.

Diversified Assets

Head coach Dawn Staley has compiled an arsenal of offensive weapons that keeps growing throughout the season with no one Gamecock consistently dominating the stat line, especially on offense.

While nine different Gamecocks have been the team's top scorer in at least one quarter this season, no Gamecock has led the team in scoring for all four quarters of a game. A single player has topped the team in three quarters just seven times – Alaina Coates (Winthrop), Tiffany Mitchell (at Clemson, at Vandy) and A'ja Wilson (vs. CSUB, Duke, at Kentucky, Texas A&M). Conversely, a different player has led each quarter of a game eight times (Ohio State, UNCG, Hampton, vs. East Carolina, Arkansas, Missouri, at Auburn, Ole Miss).

A Little Help From My Friends

Playing under one of the best point guards in U.S. women's basketball history, South Carolina has always been committed to finding the teammate with the best shot, and the Gamecocks currently lead the SEC with 15.1 assists per conference game. After assisting on just 45.9 percent of its field goals (158 of 344) in non-conference action, in league play, South Carolina has rediscovered its roots, handing out assists on 121 of 208 made field goals (58.2 percent). In fact, the highest scoring Gamecock in league play, Tiffany Mitchell (16.1 ppg) also leads the team in assists (3.3 apg).

Gamecocks in 2015-16 National Polls

Poll	Pre	11/16	11/23	11/30	12/7	12/14	12/21	12/28	1/4	1/11	1/18	1/25	2/1	2/8	2/15	2/22	3/1	3/8	3/16	Final
Associated Press	2	2	2	2	2	2	2	2	2	2	2	1								
Coaches	2	2	2	2	2	2	2	2	2	2	2	1								

Overall, South Carolina has assisted on at least 50.0 percent of its field goals in 13 games, including four games of over 70.0 percent. The Gamecocks' 24 assists on 31 made field goals against Ole Miss (Jan. 28) was a team-best 77.4 percent.

Offensive Operation

Head coach Dawn Staley is often thought of as a defensive coach, but she has steadily built an efficient offensive team over the last few seasons, culminating in the 2014-15 squad's 75.9 points per game (fourth-best in program history and the first new entry in the top five since 1993-94) on 48.4 percent shooting. That group ranked 18th in the nation in scoring and fourth in field goal percentage. This season, the Gamecocks are 26th in the nation in scoring average and 11th in field goal percentage.

Here's a look at the offense's growth over the last six seasons.

Season	PPG (rank)	FG%age (rank)
2015-16	75.9 (26th)	.465 (11th)
2014-15	75.9 (18th)	.484 (4th)
2013-14	72.9 (63rd)	.474 (6th)
2012-13	61.3 (183rd)	.390 (155th)
2011-12	61.2 (180th)	.398 (121st)
2010-11	58.7 (253rd)	.380 (223rd)

Getting Defensive

South Carolina has been a defensive juggernaut under head coach Dawn Staley, ranking among the nation's top 30 in scoring defense for the last five seasons, including three seasons among the top 10. While the Gamecock offense has grown, the attention to defense has not with opponent field goal percentage ranking among the nation's top 15 each of the last three seasons.

This season, South Carolina has held its opponents to just 55.6 points per game on 34.1 percent shooting to rank 32nd and 15th in the nation, respectively. The Gamecocks have yielded over 65 points just two times this season, and only four opponents have shot at least 40.0 percent against South Carolina with just one hitting 45.0 percent.

Here's a look at the defense's dominance over the last five seasons.

Season	Opp. PPG	Opp. FG%age
2015-16	55.6 (32nd)	.341 (15th)
2014-15	54.1 (12th)	.349 (10th)
2013-14	55.8 (8th)	.346 (5th)
2012-13	50.3 (5th)	.354 (32nd)
2011-12	51.4 (4th)	.376 (108th)

Power of 3s

With such a notable frontcourt, South Carolina's outside shooting is an often overlooked but formidable weapon. It has been on full display in SEC action, during with the Gamecocks are shooting a league-high 35.0 percent from outside the arc and making 6.3 3s per game. For the season, South Carolina averages 5.6 made 3s, the highest average since the 2002-03 squad made 6.1 per game.

Senior Tina Roy has been the Gamecocks' premier

Team Specialty Stats

South Carolina-Opponent

	Pts. in Paint	Pts. Off TOs	2nd Chance Pts	Fast Break Pts
11/13 OSU	52-20	20-14	21-8	16-9
11/15 UNCG	52-18	29-4	16-10	13-8
11/18 at Clem.	24-16	21-2	22-11	8-0
11/20 at UCLA	30-20	8-17	10-9	4-6
11/27 vs. ASU	42-16	18-20	8-9	2-0
11/28 vs. CSUB	48-20	16-7	7-7	2-0
11/29 at Hawaii	36-18	23-5	12-11	6-0
12/6 Duke	42-24	15-6	18-9	15-6
12/13 Winthrop	50-18	20-9	14-10	19-6
12/16 Hampton	42-22	7-18	17-1	2-10
12/20 vs. ECU	46-18	16-6	17-11	2-0
12/22 Elon	40-32	21-17	14-10	9-8
1/3 Ark.	44-10	28-8	20-5	16-2
1/7 at VU	30-30	12-12	6-9	10-6
1/10 Mizzou	34-22	17-9	10-7	14-4
1/14 at UK	38-34	16-9	15-12	0-12
1/17 TAMU	42-22	24-19	8-9	10-10
1/21 at Aub.	36-16	16-15	9-14	8-4
1/24 at MSU	28-10	4-13	6-4	14-6
1/28 Miss.	46-34	18-8	17-7	15-8
1/31 at TAMU				
2/4 UK				
2/8 UConn				
2/11 Fla.				
2/15 at Tenn.				
2/18 Ga.				
2/22 at Ala.				
2/25 at Miss.				
2/28 LSU				
Season Avg.	40.1-21.0	17.4-10.9	13.3-8.7	92.-5.2
SEC Avg.	37.2-22.2	16.9-11.6	11.4-8.4	10.9-6.2

long-range shooter and leads the SEC with 3.3 per game while ranking second in percentage at .473 (26-of-55) accuracy in league play. She has made at least four 3-pointers in four SEC games so far this season, hitting three in two others.

Senior Moments

South Carolina's four four-year seniors – Asia Dozier, Tiffany Mitchell, Tina Roy, Khadijah Sessions – have been a huge part of the Gamecocks' undefeated record, especially since SEC play began. After accounting for 36.5 percent of South Carolina's offense in non-conference play, the quartet averages 35.3 points per SEC game to make up 48.4 percent of the Gamecocks' league-best 72.9 points per game.

Crunch Time

This season eight games have been in the balance late with the teams within single digits in the last five minutes – #6/10 Ohio State, at UCLA, vs. #16/18 Arizona State, #14/13 Duke, at Vanderbilt, at #9/9 Kentucky, #15/11 Texas A&M, at #10/10 Mississippi State – including

Starters vs. Bench Points

	SC Starters	Opp. Starters	SC Bench	Opp. Bench
11/13 OSU	58	70	30	10
11/15 UNCG	52	33	40	11
11/18 at Clem.	38	33	29	8
11/22 at UCLA	57	55	11	10
11/27 vs. ASU	39	38	21	20
11/28 vs. CSUB	56	47	34	24
11/29 at Hawaii	46	36	21	15
12/6 Duke	64	45	2	10
12/13 Winthrop	55	30	31	7
12/16 Hampton	69	35	17	15
12/20 vs. ECU	58	47	30	10
12/22 Elon	59	52	19	11
1/3 Ark.	65	24	20	8
1/7 at VU	50	35	21	26
1/10 Mizzou	54	38	29	20
1/14 at UK	59	51	14	11
1/17 TAMU	50	53	9	5
1/21 at Aub.	47	44	27	14
1/24 at MSU	45	46	12	5
1/28 Miss.	52	38	29	24
1/31 at TAMU				
2/4 UK				
2/8 UConn				
2/11 Fla.				
2/15 at Tenn.				
2/18 Ga.				
2/22 at Ala.				
2/25 at Miss.				
2/28 LSU				
Season Avg.	53.6	42.4	22.3	13.2
SEC Avg.	52.8	41.1	20.1	14.1

four in which South Carolina trailed at halftime. The Gamecocks have won all seven of those outings behind offensive efficiency and defensive rebounding.

In the last five minutes of those eight games, the Gamecocks shot 58.9 percent while allowing just 31.4 percent to their opponent, and South Carolina out-rebounded its opponents 48-32 in that segment of the game, including grabbing 65.3 percent of the available defensive rebounds (32 of 49).

In the fourth quarter of those eight games, South Carolina has shot over 50.0 from the field six times, including three games over 60.0 percent. The best fourth-quarter showing was 7-of-10 (.700) at Mississippi State, during which the Gamecocks missed just one field goal in the final five minutes to seal the win.

Quality vs. Quantity

While Tiffany Mitchell and Tina Roy are the highest scoring members of South Carolina's senior class, point guard Khadijah Sessions has routinely delivered when the game is on the line, especially in SEC play.

Sessions is shooting a career-best 50.6 percent from the field this season, including 55.6 percent in SEC play, during which she is 6-of-13 (.462) from 3-point range. She averages 7.6 points per league game while still averaging 2.1 assists and 2.0 steals. In the Gamecocks eight games that were within single digits with 5:00 remaining, Sessions is shooting 71.4 percent (5-of-7) in that time, including 2-of-3 from 3-point range.

With the Gamecocks leading by one with 4:24 to go at Vanderbilt (Jan. 7), Sessions hit two 3-pointers over the next 2:00 to twice turn back the Commodores. In the final 2:34 against #15/11 Texas A&M (Jan. 17), she picked up a steal then delivered the game-winning free throw after forcing the action following a game-tying layup by the Aggies with :03 on the clock. At #10/10 Mississippi State, Sessions buried a pair of pull-up

Gamecocks Coming Soon!

Head coach Dawn Staley signed two Gamecocks in the early period, adding espnW Top 100 recruits Araion Bradshaw (Hyde Park, Mass./Tabor Academy) and Mikiah "Kiki" Harrigan (Pembroke Pines, Fla./Flanagan) to the South Carolina's 2016-17 roster.

Bradshaw is ranked No. 32 overall in the class and is the No. 10 guard in the group. An athletic, explosive athlete, she averaged nearly 12.0 points as a junior and was just as disruptive on the defensive end. The 5-foot-6 point guard helped Tabor Academy to the finals of the New England Prep School Athletic Council Class A Tournament and earned a spot on the All-New England Team.

Harrigan is the 12th-ranked forward in the nation and comes in at No. 74 overall in the espnW rankings. The 6-foot-2 forward averaged 15.7 points and 9.1 rebounds as a junior to earn Florida Association of Basketball Coaches Class 8A All-State first-team honors.

jumpers to turn back the Bulldogs, the second of which came in a two-point game with 30 seconds to play, setting up her fellow seniors for the game-clinching free throws.

All-Around All-American

Senior guard Tiffany Mitchell has powered the Gamecocks to some of their most dynamic victories, but her all-around effort and impact has never been limited to the big moments or to the offensive end. The Charlotte, N.C., native's greatness is felt in every possession of every game, and the numbers back that up.

This season, in SEC play, Mitchell ranks among the league's top 10 in seven categories. Her team-best 16.1 points per league game are fifth in the league as is her 42.9 field goal percentage. She is sixth in 3-pointers made per game (1.6) and seventh in free throw percentage (.780). Mitchell comes in eighth in assists (3.3) and assist-to-turnover ratio (1.2), holding ninth in steals (2.0).

Quarter Breakdown

Through 80 quarters this season, South Carolina has out-scored its opponent 57 times with the Gamecocks topping their foe by double digits 18 times, including

a season-high differential of 26 (35-9) in the second quarter against Arkansas (Jan. 3). This season's best first-quarter advantage is 19 (26-7) against Winthrop (Dec. 13), third-quarter margin is 22 (29-7) against Arkansas (Jan. 3) and fourth-quarter edge is 17 (27-10) vs. Hampton (Dec. 16). South Carolina has shot at least 50.0 percent in 36 quarters this season with a high of 80.0 percent (8-of-10) in the third quarter against Hampton.

South Carolina's offensive efficiency builds steadily throughout the game as opponents begin to feel the effects of the Gamecocks' formidable frontcourt with 25 of the 37 quarters in which South Carolina has shot at least 50 percent coming in the second half. The Gamecocks shoot a game-high 51.4 percent in the fourth quarter with the third quarter just behind at 49.5 percent this season.

Defensively, of the 10 lowest shooting percentage quarters for opposing teams six have been in the second half, including two of the four lowest.

A more detailed look at the quarter-by-quarter production for the Gamecocks and their opponents.

Qtr.	SC/Opp	SC/Opp	SC/Opp
	Avg. Pts	Avg. Rebs	FG%
1	17.5/13.2	11.6/9.4	.388/.329
2	18.2/12.7	10.1/8.0	.480/.344
3	20.5/14.4	10.7/8.7	.495/.341
4	20.0/15.2	10.3/8.0	.514/.342

Individually, sophomore forward A'ja Wilson has turned in four of the seven double-digit scoring quarters this season, but senior guard Tina Roy owns the top spot with 15 points in the third quarter against Arkansas (Jan. 3). Senior guard Tiffany Mitchell has the highest first-quarter scoring total with nine against both CSUB (Nov. 28) and Winthrop (Dec. 13). Wilson owns the best mark in the other two quarters, turning in 11 in the second quarter against UNCG (Nov. 15) and 12 in the fourth quarter against Ohio State (Nov. 13).

SEC Active Leaders

Among the SEC's active leaders in eight statistical categories five different Gamecocks are among the top 10 in at least one with junior Alaina Coates leading the conference in two. Senior Tiffany Mitchell's league-high six entries is not a surprise given the breadth of her resume, but the appearance of sophomore A'ja Wilson at

No. 2 on the active blocked shots list (122) may catch some observers off guard.

Mitchell headlines the South Carolina entries ranking second in scoring (1,663) and field goals made (556); third in steals (205) and 3-pointers made (154); fourth in assists (319) and eighth in rebounding (533). She is the highest-ranking guard on the rebounding list, which includes just one other true perimeter player.

Coates is the league's active leader in blocks (156) and double-doubles (32). She sits third in rebounds (767) and is 10th in scoring (1,060).

Senior Khadijah Sessions holds sixth in steals (156) and eighth in assists (269). Senior Tina Roy comes in fourth on the 3-pointers made list (142).

Games Led Team In...

(Tied for team lead in each category included)

Scoring	2015-16	Career	Record
A'ja Wilson	9	23	22-2
Tiffany Mitchell	7	44	42-2
Alaina Coates	3	15	14-1
Tina Roy	2	4	4-0
Bianca Cuevas	1	3	3-0
Khadijah Sessions	0	3	2-1
Asia Dozier	0	2	2-0

Rebounding	2015-16	Career	Record
Alaina Coates	13	47	45-2
A'ja Wilson	9	18	17-1
Sarah Imovbioh	2	2	2-0
Jatarie White	1	1	1-0
Tiffany Mitchell	0	10	9-1

Assists	2015-16	Career	Record
Tiffany Mitchell	6	35	33-2
Khadijah Sessions	7	29	27-2
Tina Roy	6	16	16-0
Asia Dozier	4	17	17-0
Bianca Cuevas	1	9	8-1
Alaina Coates	1	2	2-0
Sarah Imovbioh	1	1	1-0

Miscellaneous Stats

Triple-Doubles	2015-16	Career	Record
Alaina Coates	1	1	1-0

Double-Doubles	2015-16	Career	Record
Alaina Coates	10	32	31-1
A'ja Wilson	9	14	13-1
Sarah Imovbioh	1	1	1-0
Tiffany Mitchell	0	4	4-0

20+ Points	2015-16	Career	Record
A'ja Wilson	5	10	9-1
Alaina Coates	2	10	9-1
Tiffany Mitchell	2	15	15-0
Bianca Cuevas	1	2	2-0
Tina Roy	1	1	1-0

10+ Points	2015-16	Career	Record
Tiffany Mitchell	20	94	85-9
A'ja Wilson	15	44	41-3
Alaina Coates	14	61	58-3
Tina Roy	6	18	16-2
Bianca Cuevas	6	14	14-0
Khadijah Sessions	4	24	23-1
Jatarie White	2	4	4-0
Sarah Imovbioh	2	2	2-0
Asia Dozier	1	14	13-1

10+ Rebounds	2015-16	Career	Record
Alaina Coates	12	37	36-1
A'ja Wilson	10	15	14-1
Sarah Imovbioh	3	3	3-0
Tiffany Mitchell	0	7	6-1
Asia Dozier	0	1	1-0

5+ Assists	2015-16	Career	Record
Tiffany Mitchell	3	14	14-0
Khadijah Sessions	3	13	13-0
Asia Dozier	3	11	11-0
Bianca Cuevas	1	6	6-0
Tina Roy	0	5	5-0

5+ Steals	2015-16	Career	Record
Bianca Cuevas	1	1	1-0
Tiffany Mitchell	0	8	8-0

5+ Blocks	2015-16	Career	Record
A'ja Wilson	3	4	3-1
Alaina Coates	1	4	4-0

2015-16 Scoring Differentials

Largest lead in a win..... by 52 (84-32), 4th-3:11, vs. Winthrop, 12/13
 Largest deficit overcome to win..... by 11 (19-30), 2nd-3:43 at Kentucky, 1/14

2015-16 Roster

No.	Name	Pos.	Ht.	Yr.	Hometown/Last School
1	Bianca Cuevas	G	5-6	So.	Bronx, N.Y./Nazareth Regional
4	Doniyah Cliney	G	6-0	R-Fr.	Newark, N.J./Malcolm X Shabazz
5	Khadijah Sessions	G	5-8	Sr.	Myrtle Beach, S.C./Myrtle Beach
10	Allisha Gray*	G	6-0	Jr.	Sandersville, Ga./North Carolina
15	Tiffany Davis	G	5-7	Jr.	Houston Texas/Westbury Christian
22	A'ja Wilson	F	6-5	So.	Hopkins, S.C./Heathwood Hall
23	Tina Roy	G	5-11	Sr.	Kaplan, La./Kaplan
24	Sarah Imovbioh	F	6-2	Sr.	Abuja, Nigeria/Virginia
25	Tiffany Mitchell	G	5-9	Sr.	Charlotte, N.C./Providence Day
31	Asia Dozier	G/F	6-0	Sr.	Columbia, S.C./Spring Valley
35	Kaela Davis*	G	6-2	Jr.	Suwanee, Ga./Georgia Tech
40	Jatarie White	F	6-4	So.	Charlotte, N.C./Providence Day
41	Alaina Coates	C	6-4	Jr.	Irmo, S.C./Dutch Fork
44	India Farmer	F	6-0	Jr.	North Myrtle Beach, S.C./North Myrtle Beach

* indicates will sit out 2015-16 due to NCAA transfer rules

Head Coach: Dawn Staley
 Assoc. Head Coach: Lisa Boyer
 Assistant Coaches: Nikki McCray-Penson, Fred Chmiel

Great Gamecock Fans

South Carolina leads the nation in average attendance at 14,511 and is the only program averaging at least 10,000 fans this season. In fact, seven of the top 10 attended games in the Division I women's basketball this season were played at Colonial Life Arena, including three of the top five.

Delving more deeply into the numbers, South Carolina's Colonial Life Arena's capacity of 18,000 makes it the seventh-largest women's basketball venue in the nation. South Carolina is the only one of those selling over 50 percent of their capacity as Gamecocks fans are filling Colonial Life Arena at 80.62 percent capacity, the highest of any facility seating at least 10,000 and fifth overall.

Prior to 2015-16, the Gamecocks led the nation in average attendance increase in each of the previous two seasons and paced the country in average attendance in 2014-15 at 12,293. South Carolina played in front of over 10,000 fans 15 times that season with 13 of those coming at Colonial Life Arena. The 17,156 fans that turned out for the Jan. 11 game against Kentucky were just shy of the women's basketball record of 17,712 (vs. Clemson, 11/22/02) at the facility.

Double-Double Trouble

The most recent addition to the Gamecocks' 1,000-point club, junior center Alaina Coates has the size and skill to take over games against any opponent and continues to grow more comfortable in that role. Leading the SEC with 10 double-doubles this season – just two off her career-high 12 set in the 2013-14 season – she nearly averages a double-double on the season with her SEC-best 9.9 rebounds per game and 12.2 points per outing, which ranks 17th in the league. In league play, she is one of two players who average a double-double at 10.6 points and 11.1 rebounds per game.

Coates became the 31st member of the 1,000-point

club in the first 30 seconds of the win over No. 20/-Missouri (Jan. 10) but just the 13th member to also amass 700 career rebounds – a number she reached against the Tigers as well.

With 32 career double-doubles, during which the Gamecocks are 31-1, she is tied for fifth in program history in that category, becoming the first new entry in the top five since Marsha Williams moved into the No. 2 spot in 1992-93 with 44. (The school record of 70 belongs to Sheila Foster, 1979-82.) With three straight double-doubles to open league play, Coates matched and then broke Williams' school record for double-doubles in SEC action, previously 11 now 15.

The SEC's active leader with 156 career blocks, Coates is third in South Carolina history in the category. She is just 21 shy of Lakesha Tolliver's (2004-07) career record of 177.

Mitchell's March

Senior guard Tiffany Mitchell has worked her way into the annual national player of the year conversations over the last two seasons, and expectations are the same this season for the two-time All-American and reigning back-to-back SEC Player of the Year. Ranking among the SEC's best in numerous categories over the last three seasons, Mitchell is steadily moving up various Gamecocks' career charts as well.

Here are a few of the career benchmarks she has a chance to catch:

Category	Current	Chasing	To Go
Points	1,663 (8th)	1,714 (7th)	151
3FG Made	154 (6th)	159 (5th)	5
3FG Att.	372 (9th)	405 (8th)	33
FT Made	398 (5th)	411 (4th)	14
FT Att.	518 (6th)	545 (5th)	27
Steals	206	212 (10th)	6
Minutes	3,703 (8th)	3,755 (5th)	52
Games	124	125 (10th)	1

Hometown Hero

Sophomore forward A'ja Wilson has lived up to her billing, both this season being selected to the watch lists for the Wooden, Naismith and the USBWA Drysdale awards and last season as the SEC Freshman of the Year, First-Team All-SEC selection and the first Gamecock freshman to earn All-America honors.

This season, Wilson has been the Gamecocks' top scorer nine times and top rebounder in nine games. She leads the SEC in blocks per game (3.2) and is second in double-doubles (10), categories in which she ranks 10th and 30th in the nation, respectively. Wilson is also among the SEC's top six in scoring (6th, 16.1), rebounding (3rd, 9.2) and field goal percentage (2nd, .532).

Named SEC Player of the Week three times in the first four weeks of the season, Wilson added a fourth honor after leading the Gamecocks to comeback wins at #9/9 Kentucky and over #15/11 Texas A&M.

The sophomore's numbers have not just come in volume but in importance – 12 of her 20 points against #6/10 Ohio State (Nov. 13) came in the fourth quarter, including six of the team's 10 in the final 2:35; scoring and rebounding late at UCLA (Nov. 22) put Gamecocks on top in final 3:00 of tight game; three rebounds in final 18 seconds of tie game vs. #16/18 Arizona State (Nov. 27) led to game-winning free throws with 0.6 seconds to play; 20 second-half points against Duke included 12 of the team's 16 in the third quarter and six in the final 1:45 of the game; nine points of team's 15-2 fourth-quarter run broke open a 56-56 tie at #9/9 Kentucky (Jan. 14); and a blocked shot and defensive rebound in the final 13 seconds at #10/10 Mississippi State (Jan. 24).

Zone Buster

Senior guard Tina Roy opened her fifth and final season with the Gamecocks in the starting lineup after great offseason and preseason work. The Kaplan, La., native struggled to get her shot on track early, though, and ceded her starting role after nine games. Roy returned from the holiday break with a renewed sense of urgency around practice, and the change has shown in games.

Roy kicked off 2016 by tying the school record for made 3s in an SEC game, burying seven against Arkansas (Jan. 3) and followed that with four at Vanderbilt (Jan. 7) and again at #9/9 Kentucky (Jan. 14).

Entering the season hitting 29.5 percent from 3-point range in her career, Roy is hitting 39.6 percent from behind the arc this season to rank second in the league, including 47.3 percent in conference play. Her scoring burst in conference play has her ranked 29th in the league with 10.1 points per SEC game, which includes a league-leading 3.3 3-pointers made per game.



Around the SEC

	SEC Games			Overall		
	W	L	Pct.	W	L	Pct.
South Carolina	8	0	1.000	20	0	1.000
Texas A&M	5	2	.714	15	5	.750
Mississippi St.	5	3	.625	18	4	.818
Florida	5	3	.625	17	4	.809
Vanderbilt	4	3	.571	15	5	.750
Arkansas	4	4	.500	9	12	.428
Kentucky	4	4	.500	15	4	.789
Missouri	4	4	.400	17	4	.809
Tennessee	3	4	.428	12	8	.600
Georgia	3	5	.375	15	6	.714
Auburn	3	5	.375	13	8	.619
Ole Miss	2	5	.285	10	10	.500
Alabama	2	6	.250	13	8	.619
LSU	2	6	.250	8	13	.380

Upcoming Games

January 31

Alabama at #19/23 Tennessee, 3 p.m. (SECN)
 #13/13 Mississippi State at Arkansas, 3 p.m. (SECN+)
 #12/12 Kentucky at Florida, 1 p.m. (SECN)
 Georgia at Vanderbilt, 3 p.m. (SECN+)
 #22/24 Missouri at Ole Miss, 5 p.m. (SECN)

February 1

Auburn at LSU, 7 p.m. (SECN)

Rankings are listed as AP/ESPN Poll
 All Times Eastern; TV Network in ()

AP Top 25

(Week of Jan. 25)

1. Connecticut	18-0
2. South Carolina	19-0
3. Notre Dame	19-1
4. Baylor	19-1
5. Maryland	17-2
6. Texas	18-1
7. Ohio State	15-4
8. Arizona State	17-3
9. Oregon State	16-3
10. Texas A&M	14-5
11. Florida State	16-4
12. Kentucky	14-3
13. Mississippi State	17-4
14. Louisville	14-5
15. UCLA	14-5
16. Stanford	15-5
17. Miami (FL)	17-3
18. Michigan State	14-4
19. Tennessee	12-6
20. South Florida	13-5
21. Oklahoma	13-5
22. Missouri	16-4
23. DePaul	16-6
24. West Virginia	16-4
25. Washington	15-4

USA Today Coaches Top 25

(Week of Jan. 25)

1. Connecticut	18-0
2. South Carolina	19-0
3. Notre Dame	19-1
4. Baylor	19-1
5. Maryland	17-2
6. Texas	18-1
7. Ohio State	15-4
8. Oregon State	16-3
9. Arizona State	17-3
10. Texas A&M	14-5
11. Florida State	16-4
12. Kentucky	14-3
13. Mississippi State	17-4
14. Louisville	14-5
15. Michigan State	14-4
16. Stanford	15-5
17. Miami (FL)	17-3
18. South Florida	13-5
19. UCLA	14-5
20. Oklahoma	13-5
21. DePaul	16-6
22. Green Bay	17-2
23. Tennessee	12-6
24. Missouri	16-4
25. Seton Hall	16-4

South Carolina's Record When...

	SEC	All		SEC	All
Record.....	8-0	20-0	No South Carolina players foul out	7-0	18-0
Playing a ranked opponent.....	4-0	7-0	One or more SC players foul out.....	1-0	2-0
Playing at home	4-0	10-0	Having 20 or more assists.....	2-0	4-0
Playing on the road	4-0	7-0	Having less than 20 assists.....	6-0	16-0
Playing at neutral site	0-0	3-0	Scoring more pts. in paint than opponent	7-0	19-0
Leading at half	5-0	15-0	Scoring equal/less pts. in paint than opp.	1-0	1-0
Trailing at half	2-0	4-0	Scoring more pts. off TOs than opponent	6-0	15-0
Tied at half	1-0	1-0	Scoring equal/less pts. off TOs than opp.	2-0	5-0
Playing an overtime game	0-0	0-0	Scoring more 2nd-chance pts.	5-0	15-0
0 players score in double figures	0-0	0-0	Scoring equal/less 2nd-chance pts.....	3-0	5-0
1 player scores in double figures	0-0	0-0	Scoring more fast break pts.....	6-0	16-0
2 players score in double figures	1-0	3-0	Scoring equal/less fast break pts.....	2-0	4-0
3 players score in double figures	3-0	8-0	Wearing white uniforms	5-0	13-0
4 players score in double figures	3-0	6-0	Wearing black uniforms	3-0	7-0
5 players score in double figures	1-0	3-0	Wearing pink uniforms	0-0	0-0
More than 5 players in double figures.....	0-0	0-0	Playing in tournaments/classics	4-0	4-0
Starters out-score opponent's starters	6-0	17-0	Playing on live television	8-0	18-0
Opponent's starters score equal/more	2-0	3-0	Playing in November.....	7-0	7-0
Bench out-scores opponent's bench	7-0	18-0	Playing in December	5-0	5-0
Opponent's bench scores equal/more.....	1-0	2-0	Playing in January	8-0	8-0
SC Starters out-score SC Bench.....	8-0	20-0	Playing in February	0-0	0-0
SC Bench out-scores/ties SC Starters	0-0	0-0	Playing in March.....	0-0	0-0
Shooting 50% or better	3-0	6-0	Playing during the day.....	4-0	11-0
Shooting between 40-49%	5-0	13-0	Playing at night	4-0	9-0
Shooting between 30-39%	0-0	1-0	Playing on Sunday.....	4-0	10-0
Shooting less than 30%	0-0	0-0	Playing on Monday.....	0-0	0-0
Opponent shoots 50% or better	0-0	0-0	Playing on Tuesday.....	0-0	1-0
Opponent shoots between 40-49%	3-0	5-0	Playing on Wednesday.....	0-0	2-0
Opponent shoots between 30-39%	3-0	10-0	Playing on Thursday.....	4-0	4-0
Opponent shoots less than 30%	2-0	5-0	Playing on Friday	0-0	2-0
Shooting better than opponent.....	7-0	19-0	Playing on Saturday.....	0-0	1-0
Shooting worse than/equal to opponent	1-0	1-0	Margin is less than 5 pts.	1-0	3-0
Having more FTs made than opponent	6-0	17-0	Margin is between 5-9.....	1-0	2-0
Having equal/less FTs made than opponent	2-0	3-0	Margin is between 10-19.....	4-0	8-0
Out-rebounding opponent.....	7-0	18-0	Margin is 20 pts. or more.....	2-0	7-0
Having equal/less rebounds than opponent	1-0	2-0	Having a 20-pt. scorer.....	5-0	10-0
Having more TOs than opponent	2-0	6-0	Having a 30-pt. scorer.....	0-0	0-0
Having equal or less TOs than opponent.....	6-0	14-0	Scoring 49 points or less.....	0-0	0-0
Attempting more FT than 3FG.....	7-0	15-0	Scoring 50-59 points	2-0	2-0
Attempting equal/less FT than 3FG	1-0	5-0	Scoring 60-69 points.....	0-0	5-0
Making 5 or more 3FGs.....	6-0	13-0	Scoring 70-79 points.....	3-0	4-0
Making less than 5 3FGs.....	2-0	7-0	Scoring 80-89 points.....	3-0	7-0
Making no 3 FGs.....	0-0	0-0	Scoring 90-99 points.....	0-0	2-0
Attempting 15 or more 3FGs.....	5-0	12-0	Scoring 100 points or more.....	0-0	0-0
Attempting less than 15 3FGs	3-0	8-0			

2015-16 Team High/Low

South Carolina Highs	South Carolina Lows	Category	Opponent Lows	Opponent Highs
92 vs. UNCG, 11/15 85 vs. Arkansas, 1/3	57 at Mississippi State, 1/24 57 at Mississippi State, 1/24	Points in Game (SEC)	32, Arkansas, 1/3 32, Arkansas, 1/3	80, Ohio State, 11/13 62, Ole Miss, 1/28 62, at Kentucky, 1/14
56 (2nd) vs. Hampton, 12/16 45 (2nd) at Kentucky, 1/14	22 (1st) at Mississippi State, 1/24 22 (1st) at Mississippi State, 1/24	Points in a Half (SEC)	13 (1st), Winthrop, 12/13 14 (2nd), Arkansas, 1/3	47 (1st), Ohio State, 11/13 41 (2nd), Missouri, 1/10
35 (2nd) vs. Arkansas, 1/3 35 (2nd) vs. Arkansas, 1/3	7 (1st) at Mississippi State, 1/24 7 (1st) at Mississippi State, 1/24	Points in a Quarter (SEC)	5 (2nd), at Auburn, 1/21 5 (1st), Missouri, 1/10 5 (2nd), at Auburn, 1/21 5 (1st), Missouri, 1/10	26 (1st), Ohio State, 11/13 24 (4th), Missouri, 1/10
35 vs. CSUB, 11/28 35 vs. UNCG, 11/15 33 vs. Arkansas, 1/3	19 at Mississippi State, 1/24 19 at Mississippi State, 1/24	Field Goals Made (SEC)	13, Arkansas, 1/3 13, Arkansas, 1/3	26, Ole Miss, 1/28 26, Ohio State, 11/13 26, Ole Miss, 1/28
69 vs. Ohio State, 11/13 68 vs. Ole Miss, 1/28	50 at Vanderbilt, 1/7 50 at Vanderbilt, 1/7	Field Goal Attempts (SEC)	43, at Clemson, 11/18 53, at Vanderbilt, 1/7	80, Ohio State, 11/13 68, Texas A&M, 1/17
.548 (34-62) vs. Winthrop, 12/13 .524 (33-63) vs. Arkansas, 1/13	.365 (23-63) at Clemson, 11/18 .412 (26-63) at Kentucky, 1/14	FG Percentage (SEC)	.241 (13-54), Arkansas, 1/3 .241 (13-54), Arkansas, 1/3	.481 (26-54), Ole Miss, 1/28 .481 (26-54), Ole Miss, 1/28
11 vs. Arkansas, 1/3 11 vs. Arkansas, 1/3	1 vs. Arizona State, 11/17 2 vs. Texas A&M, 1/17	3-Point FG Made (SEC)	1, Arkansas, 1/3 1, Winthrop, 12/13 1, Arkansas, 1/3	10, Ohio State, 11/13 9, at Auburn, 1/21
25 at Clemson, 11/18 23 vs. Ole Miss, 1/28 23 vs. Arkansas, 1/3	10 vs. Duke, 12/6 12 vs. Texas A&M, 1/17	3-Point FG Attempts (SEC)	7, Texas A&M, 1/17 7, at Clemson, 11/18 7, Texas A&M, 1/17	23, vs. ECU, 12/20 23, Ohio State, 11/13 27, at Auburn, 1/21
32 vs. Missouri, 1/10 32 vs. Missouri, 1/10	8 vs. Arkansas, 1/3 8 vs. Arkansas, 1/3	Free Throws Made (SEC)	4, Winthrop, 12/13 5, Texas A&M, 1/17 5, Arkansas, 1/3	18, Missouri, 1/10 18, Ohio State, 11/13 18, Missouri, 1/10
43 vs. Missouri, 1/10 43 vs. Missouri, 1/10	12 vs. Winthrop, 12/13 13 vs. Arkansas, 1/3	Free Throw Attempts (SEC)	8, Texas A&M, 1/17 8, Hampton, 12/16 8, Texas A&M, 1/17	25, at UCLA, 11/22 21, Missouri, 1/10
.875 (14-16) at UCLA, 11/22 .744 (32-43) vs. Missouri, 1/10	.478 (11-23) at Vanderbilt 1/7 .478 (11-23) at Vanderbilt, 1/7	FT Percentage (SEC)	.267 (4-15), Winthrop, 12/13 .500 (5-10), Arkansas, 1/3	.941 (16-17) at Miss. St., 1/24 .941 (16-17) at Miss. St., 1/24
54 vs. ECU, 12/20 48 vs. Arkansas, 1/3	30 at Vanderbilt, 1/7 30 at Hawaii, 11/29 30 at Vanderbilt, 1/7	Rebounds (SEC)	19, Hampton, 12/16 26, Arkansas, 1/3	43, Texas A&M, 1/17 43, at Kentucky, 1/14 43, Texas A&M, 1/17 43, at Kentucky, 1/14
25 vs. UNCG, 11/15 25 vs. Winthrop, 12/13 24 vs. Ole Miss, 1/28	6 vs. Arizona State, 11/27 9 at Mississippi State, 1/24	Assists (SEC)	3, Ohio State, 11/13 7, at Kentucky, 1/14	16, vs. CSUB, 11/28 14, Ole Miss, 1/28 14, at Auburn, 1/21
15 vs. UNCG, 11/15 14 vs. Missouri, 1/10	3 at Kentucky, 1/14 3 vs. Hampton, 12/16 3 at Kentucky, 1/14	Steals (SEC)	0, at Clemson, 11/18 3, at Kentucky, 1/14	13, at UCLA, 11/22 13, Ohio State, 11/13 10, Texas A&M, 1/17
16 vs. Winthrop, 12/13 10 at Kentucky, 1/14	0 at Vanderbilt, 1/7 0 at Vanderbilt, 1/7	Blocked Shots (SEC)	0, at Clemson, 11/18 1, at Auburn, 1/21 1, at Vanderbilt, 1/7 1, Arkansas, 1/3	10, Ohio State, 11/13 7, Texas A&M, 1/17
21 at Mississippi State, 1/24 21 vs. Arizona State, 11/27 21 at UCLA, 11/22 21 at Mississippi State, 1/24	5 vs. CSUB, 11/28 5 at Clemson, 11/18 11 at Kentucky, 1/14 11 at Vanderbilt, 1/7	Turnovers (SEC)	9, Hampton, 12/16 9, at UCLA, 11/22 13, at Mississippi State, 1/24 13, at Auburn, 1/21 13, at Kentucky, 1/14 13, at Vanderbilt, 1/7	21, UNCG, 11/15 20, Missouri, 1/10
22 vs. Missouri, 1/10 22 at Hawaii, 11/29 22 vs. Missouri, 1/10	11 vs. Arkansas, 1/3 11 vs. Ole Miss, 1/28 11 vs. Arkansas, 1/3	Fouls (SEC)	16, at Auburn, 1/21 16, at Auburn, 1/21	34, Missouri, 1/10 32, Missouri, 1/10

2015-16 Individual Superlatives

Category	South Carolina	Opponent
Points in Game (SEC)	29 by Alaina Coates vs. Winthrop, 12/13 26 by A'ja Wilson vs. Texas A&M, 1/17 26 by A'ja Wilson at Kentucky, 1/14	36 by Kelsey Mitchell, Ohio State, 11/13 26 by Shandricka Sessom, Ole Miss, 1/28
Points in a Half	20 (2nd) by A'ja Wilson vs. Duke, 12/6 15 (2nd) by A'ja Wilson at Kentucky, 1/14 15 (2nd) by Tiffany Mitchell at Vanderbilt, 1/7 15 (2nd) by Tina Roy vs. Arkansas, 1/3	21 (2nd) by Kelsey Mitchell, Ohio State, 11/13 14 (2nd) by Katie Frerking, at Auburn, 1/21
Points in a Quarter (SEC)	15 (3rd) by Tina Roy vs. Arkansas, 1/3 15 (3rd) by Tina Roy vs. Arkansas, 1/3	13 (4th) by Kelsey Mitchell, Ohio State, 11/13 11 (4th) by Victoria Vivians, at Mississippi State, 1/24
Field Goals Made (SEC)	13 by Alaina Coates vs. Winthrop, 12/13 11 by A'ja Wilson vs. Texas A&M, 1/17 11 by A'ja Wilson at Kentucky, 1/14	11 by Shandricka Sessom, Ole Miss, 1/28 11 by Shandricka Sessom, Ole Miss, 1/28
Field Goal Attempts (SEC)	19 by A'ja Wilson vs. Texas A&M, 1/17 19 by A'ja Wilson vs. Duke, 12/6 19 by A'ja Wilson vs. Texas A&M, 1/17	25 by Victoria Vivians, at Mississippi State, 1/24 25 by Victoria Vivians, at Mississippi State, 1/24
FG Percentage (SEC)	1.00 (3-3) by Alaina Coates vs. Missouri, 1/10 1.00 (3-3) by Tina Roy vs. Elon, 12/22 1.00 (3-3) by Shay Colley vs. CSU Bakersfield, 11/28 1.00 (3-3) by Alaina Coates vs. Missouri, 1/10	1.00 (3-3) by Tra'Cee Tanner, at Auburn, 1/21 1.00 (3-3) by Tra'Cee Tanner, at Auburn, 1/21
3-Point FG Made (SEC)	7 by Tina Roy vs. Arkansas, 1/3 7 by Tina Roy vs. Arkansas, 1/3	5 by Katie Frerking, at Auburn, 1/21 5 by Katie Frerking, at Auburn, 1/21
3-Point FG Attempts (SEC)	12 by Tina Roy vs. Arkansas, 1/3 12 by Tina Roy vs. Arkansas, 1/3	12 by Katie Frerking, at Auburn, 1/21 12 by Katie Frerking, at Auburn, 1/21
3-Point FG Percentage (SEC)	1.00 (3-3) by Tina Roy vs. Elon, 12/22 .750 (3-4) by Tina Roy at Mississippi State, 1/24	.800 (4-5) by Ameryst Alston, Ohio State, 11/13 .600 (3-5) by Jordan Jones, Texas A&M, 1/17
Free Throws Made (SEC)	8 by Tiffany Mitchell at Mississippi State, 1/24 8 by Tiffany Mitchell vs. Missouri, 1/10 8 by A'ja Wilson vs. Duke, 12/6 8 by Tiffany Mitchell at Mississippi State, 1/24 8 by Tiffany Mitchell vs. Missouri, 1/10	12 by Kelsey Mitchell, Ohio State, 11/13 7 by Jordan Frericks, Missouri, 1/10
Free Throw Attempts (SEC)	12 by Alaina Coates vs. Missouri, 1/10 12 by Alaina Coates vs. Missouri, 1/10	13 by Kelsey Mitchell, Ohio State, 11/13 8 by Jordan Frericks, Missouri, 1/10 8 by Cierra Porter, Missouri, 1/10
FT Percentage (SEC)	1.00 (6-6) by Alaina Coates vs. Elon, 12/22 1.00 (6-6) by Tiffany Mitchell at UCLA, 11/22 1.000 (5-5) by A'ja Wilson vs. Ole Miss, 1/28 1.000 (5-5) by Tiffany Mitchell at Kentucky, 1/14	1.00 (6-6) by Ketara Chapel, at Mississippi State, 1/24 1.00 (6-6) by Jada Payne, East Carolina, 12/20 1.00 (6-6) by Ketara Chapel, at Mississippi State, 1/24
Rebounds (SEC)	16 by Alaina Coates vs. Winthrop, 12/13/15 14 by Alaina Coates vs. Ole Miss, 1/28	15 by Shayla Cooper, Ohio State, 11/13 10 by Batouly Camara, at Kentucky, 1/14
Assists (SEC)	6 by Khadijah Sessions vs. Winthrop, 12/13 6 by Bianca Cuevas vs. CSU Bakersfield, 11/28 6 by Asia Dozier vs. UNCG, 11/15 6 by Tina Roy vs. UNCG, 11/15 5 by Asia Dozier vs. Ole Miss, 1/28 5 by Khadijah Sessions vs. Ole Miss, 1/28 5 by Tiffany Mitchell at Auburn, 1/21 5 by Tiffany Mitchell at Vanderbilt, 1/7	8 by Shay Burnett, Elon, 12/22 5 by Courtney Walker, Texas A&M, 1/17
Steals (SEC)	5 by Bianca Cuevas vs. Missouri, 1/10 5 by Bianca Cuevas vs. Missouri, 1/10	6 by Jordin Canada, at UCLA, 11/22 3 by Shequila Joseph, Ole Miss, 1/28
Blocked Shots (SEC)	10 by Alaina Coates vs. Winthrop, 12/13 8 by A'ja Wilson vs. Texas A&M, 1/17 8 by A'ja Wilson at Kentucky, 1/14	4 by Kaylah Lupoe, Hampton, 12/16 2 by Bretta Hart, Ole Miss, 1/28
Turnovers (SEC)	8 by Tiffany Mitchell vs. Ohio State, 11/13 7 by Tiffany Mitchell, at Mississippi State, 1/24	8 by Shayla Cooper, Ohio State, 11/13 5 by Shandricka Sessom, Ole Miss, 1/28 5 by Jordan Jones, Texas A&M, 1/17 5 by Janee Thompson, at Kentucky, 1/14

Gamecock Career Highs

Alaina Coates

Pts 29 vs. Winthrop, 12/13/15
FG 13 vs. Winthrop, 12/13/15
FGA 16 vs. Vanderbilt, 1/5/14
FG % 1.000 (7-7) vs. SC St., 12/22/13
FT 11 at San Diego St., 11/23/13
FTA 15 at San Diego St., 11/23/13
FT % 1.000 (10-10) vs. North Carolina, 3/27/15
Reb 17 vs. Kentucky, 1/9/14
Off Reb 7 vs. Kentucky, 1/9/14
Def Reb 13 vs. CSU Northridge, 3/23/14
Blk 10 vs. Winthrop, 12/13/15
Stl 3, 4x, last at Mississippi State, 1/24/16
Asst 3, 4x, last vs. Texas A&M, 1/17/16
Min 37 at Mississippi State, 1/24/16

Bianca Cuevas

Pts 21 at Ole Miss, 2/1/15
FG 8 vs. CSUB, 11/28/15
FGA 14 at Georgia, 2/5/15
FG % .833 (5-6) at Hampton, 12/17/14
3FG 2, 5x, last vs. CSUB, 11/28/15
3FGA 6 vs. Clemson, 11/20/14
3FG % .667 (2-3) at Hampton, 12/17/14
FT 9 at Ole Miss, 2/1/15
FTA 11 at Ole Miss, 2/1/15
FT % 1.000 (5-5) vs. Syracuse, 3/22/15
Reb 4, 6x, last vs. Duke, 12/6/15
Off Reb 3 vs. Alabama, 1/29/15
Blk 2 vs. NC Central, 12/1/14
Stl 5 Missouri, 1/10/16
Asst 6 vs. CSUB, 11/28/15
Min 29 at Hawaii, 11/29/15

Asia Dozier

Pts 16, 2x, at San Diego St., 11/23/13
FG 6, 2x, last at Alabama, 1/8/15
FGA 13 at San Diego St., 11/23/13
FG % 1.00 (4-4) at Kentucky, 2/14/13
3FG 4, 2x, last vs. Syracuse, 3/22/15
3FGA 10 at San Diego St., 11/23/13
3FG % 1.000 (2-2), 3x, last vs. East Carolina, 12/20/15
FT 4, 3x, last vs. Florida State, 3/29/15
FTA 7 vs. Elon, 11/9/12
FT % 1.000 (4-4), 2x, last vs. Florida State, 3/29/15
Reb 10 vs. Elon, 11/9/12
Off Reb 4 vs. Elon, 11/9/12
Blk 3 at Kentucky, 3/1/15
Stl 2, 9x, last vs. Hampton, 12/16/15
Asst 6, 3x, last vs. UNCG, 11/15/15
Min 40 at Arkansas, 1/2/14

India Farmer

Pts 3, 2x, last vs. Alabama, 1/19/14
FGA 3 vs. NC Central, 12/2/13
3FGA 2 vs. NC Central, 12/2/13
FT 2 at Florida, 1/19/15
FTA 2, 2x, last, at Florida, 1/19/15
FT % 1.000 (2-2) at Florida, 1/19/15
Reb 3 vs. NC Central, 12/2/13
Blk 2 vs. UNCG, 11/15/15
Min 11 vs. NC Central, 12/2/13

Sarah Imovbioh

Pts 19 vs. Hampton, 12/16/15
FG 6 vs. Hampton, 12/16/15
FGA 8 vs. Hampton, 12/16/15
FG % 1.00 (3-3) vs. Winthrop, 12/13/15
FT 7 vs. Hampton, 12/16/15
FTA 9 vs. Hampton, 12/16/15
FT % .777 (7-9) vs. Hampton, 12/16/15
Reb 12 vs. East Carolina, 12/20/15
Off Reb 7 vs. Ole Miss, 1/28/16
Def Reb 8 vs. East Carolina, 12/20/15
Stl 2, 2x, last at Clemson, 11/18/15
Asst 2, 2x, last vs. Missouri, 1/10/16
Min 24 vs. Hampton, 12/16/15

Tiffany Mitchell

Pts 25 vs. Georgia, 2/27/14
FG 8, 7x, last at Vanderbilt, 1/7/16
FGA 17 vs. Tennessee, 1/3/13
FG % .857 (6-7) vs. Savannah State, 12/14/14
3FG 6, 2x, last at Hampton, 12/17/14
3FGA 8, 2x, last at Hampton, 12/17/14
3FG % 1.000 (6-6) vs. San Diego State, 11/23/14
FT 13 vs. CSU Northridge, 3/23/14
FTA 17 vs. CSU Northridge, 3/23/14
FT % 1.000 (10-10) vs. Georgia, 2/27/14
Reb 11, 5x, last at Arkansas, 1/2/14
Off Reb 6 at Florida, 1/20/13
Blk 3 at Arkansas, 2/19/15
Stl 7 vs. NC Central, 12/1/14
Asst 9 at San Diego State, 11/23/13
Min 40, 3x, last vs. Texas A&M, 1/17/16

Tina Roy

Pts 21 vs. Arkansas, 1/3/16
FG 7 vs. Arkansas, 1/3/16
FGA 14 at UCLA, 11/22/15
FG % 1.000 (4-4) at Alabama, 1/8/15
3FG 7 vs. Arkansas, 1/3/16
3FGA 12 vs. Arkansas, 1/3/16
3FG % 1.000 (3-3), 2x, last vs. Elon, 12/22/15
FT 4 at Southern Cal, 11/25/13
FTA 4, 4x, last vs. Georgia, 2/27/14
FT % 1.000 (4-4) at Southern Cal, 11/25/13
Reb 8 at Mississippi State, 2/6/14
Off Reb 3, 2x, last vs. CSU Northridge, 3/23/14
Blk 2 vs. Mississippi State, 2/6/14
Stl 3, 2x, last vs. Ole Miss, 1/28/16
Asst 10 vs. Savannah State, 12/14/14
Min 37 at UCLA, 11/22/15

Khadijah Sessions

Pts 19 vs. Auburn, 2/3/13
FG 6, 2x, last vs. Seton Hall, 11/17/13
FGA 15 at Missouri, 2/28/13
FG % .833 (5-6) vs. LSU, 2/12/15
3FG 3, 4x, last vs. LSU, 3/7/15
3FGA 6, 3x, last vs. Kentucky, 1/11/15
3FG % 1.00 (3-3) at Kentucky, 2/20/14
FT 8 vs. Auburn, 2/3/13
FTA 12 vs. Missouri, 2/2/14
FT % 1.00 (5-5) at Kentucky, 2/20/14
Reb 6 vs. Clemson, 11/20/14
Off Reb 3, 3x, last at Vanderbilt, 1/7/16
Stl 4, 14x, last vs. Texas A&M, 1/17/16
Asst 8 vs. NC Central, 12/1/14
Min 37, 2x, last vs. Duke, 12/6/15

Jatarie White

Pts 14 vs. East Carolina, 12/20/15
FG 5, 2x, last vs. East Carolina, 12/20/15
FGA 12 vs. Clemson, 11/20/14
FG % .626 (5-8) vs. East Carolina, 12/20/15
FT 5 vs. Missouri, 1/10/16
FTA 6, 2x, last vs. Missouri, 1/10/16
FT % 1.000 (2-2), 2x, last vs. Hampton, 12/16/15
Reb 9 vs. Winthrop, 12/13/15
Off Reb 4 at Clemson, 11/18/15
Def Reb 8 vs. Winthrop, 12/13/15
Blk 4 vs. Winthrop, 12/13/15
Stl 2 vs. Syracuse, 3/22/15
Asst 2, 4x, last at Clemson, 11/18/15
Min 22 vs. San Diego St., 11/23/14

A'ja Wilson

Pts 28 vs. Duke, 12/6/15
FG 11, 2x, last vs. Texas A&M, 1/17/16
FGA 19, 2x, last vs. Texas A&M, 1/17/16
FG % .800 (8-10) vs. Savannah State, 12/14/14
FT 11 vs. LSU, 2/12/15
FTA 15 vs. LSU, 2/12/15
FT % 1.00 (5-5), 2x, last vs. Ole Miss, 1/28/16
Reb 19 at Kentucky, 3/1/15
Off Reb 6, 3x, last at Kentucky, 1/14/16
Def Reb 14 at Kentucky, 3/1/15
Blk 8, 2x, last vs. Texas A&M, 1/17/16
Stl 3, 4x, last vs. Central Michigan, 12/20/14
Asst 4 vs. CSUB, 11/28/15
Min 38 vs. Texas A&M, 1/17/16

The Last Time...

Individual

Scored 50 Points

South Carolina 51, Jocelyn Penn vs. Stetson, 1/4/03
Opponent Never

Scored 40 Points

South Carolina 51, Jocelyn Penn vs. Stetson, 1/4/03
Opponent 46, Cornelia Gayden, LSU, 1/14/95

Scored 30 Points

South Carolina 30, Ieasia Walker vs. Clemson, 11/18/10
Opponent 36, Kelsey Mitchell, Ohio State, 11/13/15

Grabbed 20 Rebounds

South Carolina 25, Kelsey Bone vs. Boston University, 12/28/09
Opponent 24, Courtney Paris, Oklahoma, 12/30/07

Grabbed 15 Rebounds

South Carolina 15, Alaina Coates vs. East Carolina, 12/20/15
Opponent 15, Shayla Cooper, Ohio State, 11/13/15

Two Players with 20 or More Points

South Carolina A'ja Wilson 26/Bianca Cuevas 20 vs. CSU Bakersfield, 11/28/15
Opponent Kelsey Mitchell 36/Ameryst Alston 23, Ohio State, 11/13/15

Two Players with 10 or More Rebounds

South Carolina A'ja Wilson 13/Alaina Coates 11 at Kentucky, 1/14/16
Opponent Shela Boykin 12/Danielle Ballard 12, LSU, 2/12/15

Had 10 Assists

South Carolina 10, Tina Roy vs. Savannah State, 12/14/14
Opponent 11, Marneshia Richard, Mississippi State, 1/21/07

Had Five Steals

South Carolina 5, Bianca Cuevas vs. Missouri, 1/10/16
Opponent 6, Jordyn Canada, at UCLA, 11/22/15

Had Five Blocked Shots

South Carolina 8, A'ja Wilson vs. Texas A&M, 1/17/16
Opponent 5, Breanna Stewart, at UConn, 2/9/15

Had a Double-Double

South Carolina Alaina Coates (13 pts/14 rebs) vs. Ole Miss, 1/28/16
Opponent Marina Laramie (13 pts/10 rebs) vs. East Carolina, 12/20/15

Two Players had a Double-Double

South Carolina Alaina Coates (13 pts/12 rebs)/ A'ja Wilson (11 pts/11 rebs) vs. Missouri, 1/10/16
Opponent Sheila Boykin (12 pts/12 rebs)/Danielle Ballard (16 pts/12 rebs), LSU, 2/12/15

Three Players had a Double-Double

South Carolina Ashley Bruner (16 pts/12 rebs)/Aleighsa Welch (16 pts/ 11 rebs)/ Elem Ibiam (12 pts/10 rebs) vs. Kansas, 3/25/13
Opponent Merlakia Jones (26 pts/10 rebs)/Takilya Davis (19 pts/13 rebs)/ DeLisha Milton (14 pts/15 rebs), at Florida, 2/20/94

Had a Triple-Double

South Carolina Alaina Coates (29 pts/16 rebs/10 blks) vs. Winthrop, 12/13/15
Opponent Never

Team

Scored 100 Points

South Carolina 102 at Alabama, 1/8/15
Opponent 103, Clemson, 11/21/03

Won by 30 or More Points

South Carolina 85-32 (53) vs. Arkansas, 1/3/16
Opponent 66-34 (32), Georgia, 3/4/11

Shot 65% or Better from the Field

South Carolina .652 (45-69) vs. East Tennessee State, 12/19/00
Opponent Never

Shot 60% or Better from the Field

South Carolina .612 (30-49) vs. Florida State, 3/29/15
Opponent .604 (29-48), Vanderbilt, 1/18/01

Shot 50% or Better from the Field

South Carolina .519 (27-52) at Auburn, 1/21/16
Opponent .554 (31-56), at UConn, 2/9/15

No Players in Double-Figure Points

South Carolina at Auburn, 1/19/12
Opponent Arkansas, 1/3/16

Five Players in Double-Figure Points

South Carolina vs. Arkansas, 1/3/16
Opponent Arkansas, 2/14/10

More Than Five Players in Double-Figure Points

South Carolina 6 vs. Syracuse, 3/22/15
Opponent 6 at Georgia, 2/13/03

Faced AP Top-25 Opponent

Win 59-58 vs. No. 15 Texas A&M, 1/17/16
Loss 56-67 at No. 13 Kentucky, 3/1/15

Faced AP Top-10 Opponent

Win 57-51 at No. 10 Mississippi State, 1/24/16
Loss 87-62 at No. 2 UConn, 2/9/15

Faced AP Top-5 Opponent

Win 62-46 vs. No. 5 Tennessee, 3/8/15
Loss 87-62 at No. 2 UConn, 2/9/15

Faced AP No. 1 Team

Win Never
Loss 49-53 vs. No. 1 Stanford, 12/19/12

Overtime Game

Win 58-55 vs. Drexel, 11/28/12
Loss 65-57 at Texas A&M, 1/16/14

Double-Overtime Game

Win 92-91 at Florida State, 2/4/91
Loss 92-94 at Clemson, 11/19/09

South Carolina Was Ranked (AP Poll)

No. 1 2/9/15
Top 10 No. 2, 1/25/16
Top 25 No. 2, 1/25/16

Staley Era Team Records

Italics indicates set in 2015-16

Scoring

Most	Points
1. vs. Savannah State, 12/14/14	111
2. at Alabama, 1/8/15	102
3. vs. Clemson, 11/20/14	99
vs. Ole Miss, 1/30/14	99
vs. Charleston Southern, 11/8/13	99

Fewest	Points
1. at Stanford, 11/26/10	32
2. vs. Georgia, 3/4/11	34
3. vs. Mississippi State, 3/5/09	39
4. at Georgia, 1/13/13	40
5. at Mississippi State, 2/26/09	41

Fewest Allowed	Points
1. vs. South Carolina State, 12/14/11	21
2. vs. Presbyterian, 11/27/11	24
3. vs. NC Central, 12/1/14	26
vs. SC State, 12/22/13	26
5. vs. NC Central, 12/2/13	27

Most Allowed	Points
1. at Clemson, 11/19/09	94
2. vs. North Carolina, 12/20/09	93
3. at Connecticut, 2/9/15	87
4. vs. Xavier, 11/12/10	84
5. at Tennessee, 2/17/11	82
at Florida, 2/22/09	82

Margin of Outcome

Victory	Score	Margin
1. vs. Charleston Southern, 11/8/13	99-29	+70
2. vs. NC Central, 12/1/14	90-26	+64
3. vs. Savannah State, 12/14/14	111-49	+62
4. vs. Clemson, 11/20/14	99-41	+58
5. vs. <i>Arkansas</i>	85-32	+53

Defeat	Score	Margin
1. at Stanford, 11/26/10	32-70	-38
2. vs. Georgia, 3/4/11	34-66	-32
3. vs. Stanford, 12/19/08	47-78	-31
4. at Penn State, 11/21/10	48-78	-30
5. vs. Connecticut, 12/28/08	48-77	-29

Field Goals

Made	FGM
1. vs. Charleston Southern, 11/8/13	39
2. vs. Savannah State, 12/14/14	38
vs. Clemson, 11/20/14	38
4. at Alabama, 1/8/15	37
vs. Central Michigan, 12/20/14	37

Attempts	FGA
1. vs. Penn State, 11/20/11	76
2. at Clemson, 11/19/09	74
3. vs. Tennessee, 1/20/11	73
4. vs. Central Michigan, 12/20/14	72
vs. Clemson, 11/20/14	72
vs. Kansas, 3/25/13	72

Highest Percentage (Min. 40 FGA)	FGM-A	Pct
1. vs. Savannah State, 3/20/15	34-53	.642
2. at Alabama, 1/8/15	37-58	.638
3. vs. Florida State, 3/29/15	30-49	.612
4. vs. Charleston Southern, 11/8/13	39-64	.609
5. vs. Ole Miss, 1/30/14	31-51	.608

Lowest Percentage (Min. 40 FGA)	FGM-A	Pct
1. at Stanford, 11/26/10	12-55	.218
2. vs. Georgia, 3/4/11	12-52	.231
3. at Florida, 1/20/13	15-64	.234
4. at Kentucky, 2/5/09	13-55	.236
5. at Georgia, 1/2/11	13-54	.241

Lowest Percentage Allowed	FGM-A	Pct
1. vs. South Carolina State, 12/14/11	6-48	.125
2. vs. NC Central, 12/2/13	8-50	.160
3. vs. Charleston Southern, 11/8/13	10-54	.185
4. vs. Arkansas, 3/6/15	11-57	.193
vs. Hampton, 11/22/12	11-57	.193

Highest Percentage Allowed	FGM-A	Pct
1. vs. Connecticut, 12/28/08	35-62	.565
vs. Florida, 1/9/11	26-46	.565
3. vs. Xavier, 11/12/10	34-61	.557
4. at Connecticut, 2/9/15	31-56	.554
5. at Kentucky, 1/13/11	30-55	.545

3-Point Field Goals

Made	3FGM
1. vs. <i>Arkansas</i> , 1/3/16	11
at Alabama, 1/8/15	11
3. at <i>Vanderbilt</i> , 1/7/16	10
4. vs. <i>Winthrop</i> , 12/13/15	9
10 other times	9

Attempts	3FGA
1. vs. Penn State, 11/20/11	29
2. vs. College of Charleston, 11/14/13	28
vs. North Carolina, 12/19/10	28
4. vs. Syracuse, 11/28/14	26
5. at <i>Clemson</i> , 11/18/15	25
vs. Savannah State, 11/15/12	25
at Ole Miss, 1/16/11	25

Percentage (Min. 5 3FGA)	3FGM-A	Pct
1. vs. Oregon State, 3/25/14	4-6	.667
vs. Ole Miss, 1/30/14	4-6	.667
vs. Savannah State, 12/28/13	4-6	.667
vs. Western Carolina, 12/29/12	6-9	.667
at Alabama, 1/10/10	8-12	.667
vs. Charlotte, 12/21/08	8-12	.667

Free Throws

Made	FTM
1. vs. Savannah State, 12/14/14	34
vs. Oregon State, 3/25/14	34
3. vs. <i>Missouri</i> , 1/10/16	32
vs. Ole Miss, 1/30/14	32
at Mississippi State, 1/6/13	32

Attempts	FTA
1. at Mississippi State, 1/6/13	50
2. vs. Savannah State, 12/28/13	48
3. vs. Savannah State, 12/14/14	47
4. vs. Missouri, 2/2/14	46
5. vs. Seton Hall, 11/17/13	44
vs. SC State, 12/21/12	44

Percentage (Min. 10 FTA)	FTM-A	Pct
1. vs. Alabama, 1/19/14	10-11	.909
2. vs. Auburn, 1/2/09	23-26	.885
3. at <i>UCLA</i> , 11/22/15	14-16	.875
vs. San Diego State, 11/28/09	14-16	.875
5. at Mississippi State, 2/6/14	20-23	.870

Rebounding

Total	Rebs
1. vs. College of Charleston, 11/14/13	62
2. at Florida, 1/20/13	59
3. vs. Hampton, 11/22/12	57
4. vs. Savannah State, 12/14/14	56
5. vs. Kentucky, 1/11/15	55

Margin	Rebs	Margin
1. vs. Savannah State, 12/14/14	56-21	+35
2. vs. <i>Hampton</i> , 12/16/15	52-19	+33
3. at Alabama, 2/7/13	53-24	+29
4. vs. Hampton, 12/17/14	48-21	+27
5. vs. SC State, 12/22/13	47-21	+26
vs. Florida Gulf Coast, 11/23/12	46-20	+26

Assists

Game	Assists
1. vs. NC Central, 12/11/14	26
2. vs. <i>Winthrop</i> , 12/13/15	25
vs. <i>UNCG</i> , 11/15/15	25
vs. San Diego State, 11/23/14	25
vs. Clemson, 11/20/14	25
vs. Alabama, 1/19/14	25
vs. Charleston Southern, 11/8/13	25

Steals

Game	Steals
1. vs. NC Central, 12/11/14	21
vs. Furman, 12/11/11	21
3. vs. San Diego State, 11/23/14	18
4. vs. Charleston Southern, 11/8/13	17
5. vs. NC State, 12/12/10	16
vs. USC Upstate, 12/16/08	16

Blocked Shots

Game	Blocks
1. vs. <i>Winthrop</i> , 12/13/15	16
2. vs. Arkansas, 3/6/15	15
3. at Mississippi State, 2/6/14	14
vs. Kentucky, 1/9/14	14
5. at Kentucky, 3/1/15	12
vs. Charleston Southern, 11/14/13	12

Turnovers

Fewest	TOs
1. at Tennessee, 2/2/12	4
2. vs. <i>CSU Bakersfield</i> , 11/28/15	5
at <i>Clemson</i> , 11/18/15	5
vs. Tennessee, 2/23/15	5
vs. Syracuse, 11/28/14	5
at Missouri, 2/28/13	5
vs. Georgia, 3/2/12	5
vs. Ole Miss, 3/3/11	5

Most	TOs
1. at Wake Forest, 12/3/08	32
2. vs. Hampton, 11/22/12	29
vs. Kentucky, 1/15/12	29
4. at Kentucky, 1/13/11	28
5. vs. Jacksonville, 12/30/08	26

Dawn Staley

Head Coach
8th Season at South Carolina
Virginia, 1992



When three-time Olympic gold medalist Dawn Staley took the reins of the University of South Carolina women's basketball program on May 10, 2008, the Gamecocks' stature immediately rose not just in the Southeastern Conference but on the national stage as well. Building on a foundation of hard work, defensive effort and a "team first" mentality, South Carolina began to realize those expectations in 2011-12, and the program has continued to thrive. The Gamecocks boast four straight 25-win seasons, which include two SEC regular-season championships (2014, 2015), an SEC Tournament title (2015), an NCAA Final Four appearance (2015) and two other Sweet 16 seasons (2012, 2014), the program's first ever No. 1 national ranking and a school-record 34 wins in 2014-15. Staley's success has united every demographic in the state of South Carolina as the Gamecocks' fan based has tripled over the last three seasons, leading the nation in home attendance in 2014-15 at 12,293 fans per game and pacing the country in attendance increase in 2013-14 and 2014-15.

While her coaching career is blossoming, Staley is still recognized for her body of work as a one of the most decorated participants in United States women's basketball history. The Naismith Memorial Basketball Hall of Fame solidified her legacy with her enshrinement into the Hall as part of the Class of 2013. The Phoenix Club of Philadelphia established the Dawn Staley Award recognizing the nation's top guard in women's Division I basketball in 2013 as well. Staley was inducted into the Women's Basketball Hall of Fame as part of the Class of 2012 and was one of the final nominees for induction to the U.S. Olympic Hall of Fame the same year. In the summer of 2011, the WNBA recognized her as one of the league's "Top 15," honoring the most influential players in the league's history.

In her 16th season as a head coach, Staley has led her teams to six 25-win seasons, a total of 12 postseason appearances (two WNIT) and 34 weeks in the Associated Press top 10, including 12 in the No. 1 spot.

At the helm of the Gamecocks over the last seven seasons, Staley has been named National Coach of the Year (2014, *Basketball Times*), a Naismith National Coach of the Year Finalist (2014, 2015), SEC Coach of the Year (2014, *Coaches and AP*; 2015, *Coaches*) and BCA Female Coach of the Year (2012). She has coached two All-Americans, 16 All-SEC selections, six SEC All-Freshman team selections, two SEC Player of the Year choices, an SEC Sixth Player of the Year, an SEC Defensive Player of the Year and three SEC Freshman of the Year winners. South Carolina has turned in historic seasons each of the last four, especially standing out among the program's 24 seasons in the SEC, posting 25 wins in 2011-12 and 2012-13, 29 wins in 2013-14 and a school-record 34 victories in 2014-15. The Gamecocks have won more SEC games than the season before in each of Staley's last six seasons, and her 67 SEC victories are more than any other Gamecock coach, accounting for 51.1 percent of the program's total 131 league wins. She has helped the Gamecocks to four of the program's five top-four finishes in the SEC, including the first regular-season championship in 2013-14 and a share of the same title in 2014-15. Her 113 overall wins in the last four seasons mark the most successful four-year stretch in program history. Off the court, Staley's Gamecocks have been active in the community and thriving in the classroom. Every student-athlete who completed her eligibility under Staley at South Carolina has graduated or is on track to graduate, and the team GPA has been over 3.0 for the last six semesters. During the historic 2014-15 season, eight Gamecocks posted at least a 3.0 GPA for the year.

Year-by-Year Coaching Record

Year	School	Record	Conf. Rec.	Conf. Finish	Postseason
2000-01	Temple	19-11	11-5	2nd East	WNIT
2001-02	Temple	20-11	12-4	2nd East	A-10 Tourn. Champ./NCAA 1st Round
2002-03	Temple	14-15	9-7	2nd East	
2003-04	Temple	21-10	14-2	1st East	A-10 Tourn. Champ./NCAA 1st Round
2004-05	Temple	28-4	16-0	1st East*	A-10 Tourn. Champ./NCAA 2nd Round
2005-06	Temple	24-8	12-4	3rd	A-10 Tourn. Champ./NCAA 1st Round
2006-07	Temple	25-8	13-1	2nd	NCAA 2nd Round
2007-08	Temple	21-13	12-2	T-1st	NCAA 1st Round
2008-09	South Carolina	10-18	2-12	11th	
2009-10	South Carolina	14-15	7-9	T-7th	
2010-11	South Carolina	18-15	8-8	T-5th	WNIT 2nd Round
2011-12	South Carolina	25-10	10-6	T-4th	NCAA Sweet 16
2012-13	South Carolina	25-8	11-5	T-4th	NCAA 2nd Round
2013-14	South Carolina	29-5	14-2	1st	NCAA Sweet 16
2014-15	South Carolina	34-3	15-1	T-1st	SEC Tourn. Champ./NCAA Final Four
2015-16	South Carolina	20-0	8-0		
Career	16th season	347-154	174-68		
At SC	8th season	175-74	75-43		

Coaching Highlights

College

- 10 NCAA Tournament Appearances (4 at South Carolina)
- 10 20-Win Seasons (4 at South Carolina)
- 3 Regular-Season Conference Titles (SEC 2014, 2015; A-10 2008)
- 5 Conference Tournament Titles (SEC 2015; A-10 2002, 2004, 2005, 2006)
- 2-time Naismith National Coach of the Year Finalist (2014, 2015)
- *Basketball Times* National Coach of the Year (2014)
- 3-time WBCA Region Coach of the Year (Region 3 2014, 2015; Region 1 2005)
- Four-time Conference Coach of the Year (SEC 2014, 2015; A-10 2004, 2005)

USA Basketball

- Senior National Team Asst. Coach (2006-08, 2014-16) – FIBA World Championship gold medal (2014), Beijing Olympics gold medal (2008), FIBA Americas Championship gold medal (2007), FIBA World Championship bronze medal (2006)
- U19 National Team Head Coach – FIBA U19 World Championship gold medal (2015)
 - > 2015 USA Basketball co-National Coach of the Year
- U18 National Team Head Coach – FIBA U18 Americas Championship gold medal (2014)
- Pan Am Games Head Coach – Gold medal (2007)

Playing Highlights

U.S. Professional – 11 seasons

- Five-time WNBA All-Star (2001-03, 2005-06)
- Two-time ABL All-Star (1997, 1998)
- WNBA All-Decade Team

USA Basketball

- Olympic gold medalist (1996, 2000, 2004)
- Flag bearer for U.S. in Olympic Games Opening Ceremony (2004)
- Two-time USA Basketball Female Athlete of the Year (1994, 2004)

College – Virginia (1989-92)

- Kodak All-America (1990, 1991, 1992)
- Honda-Broderick Cup Award for Collegiate Female Athlete of the Year (1991)
- Two-time ACC Player of the Year (1991, 1992)
- NCAA Tournament MOP (1991)

Other Notables

- Naismith Memorial Basketball Hall of Fame, Class of 2013
- Women's Basketball Hall of Fame, Class of 2012



DONIYAH CLINEY

6-0 • R-Fr. • G • Newark, N.J. • Shabazz
Major: Sociology



2015-16

- Has played in six games following hand injury
- Was having great preseason before surgery on her right hand in early November ... had cast removed Dec. 17 and was fully cleared for practice in January
- Scored her four points against Ole Miss (Jan. 28) during 13-4 fourth-quarter run to end Rebels' rally
- Made an impact on the boards against Ole Miss (Jan. 28), grabbing a career-best three rebounds in 12 minutes of action
- Showed her court vision at Auburn (Jan. 21) handing out three assists in the second half while capping the third quarter with her first career 3-pointer
- Added five points to win over No. 20/- Missouri (Jan. 10), finding her way in pace of play on both sides of the ball after not seeing game action since high school (2013-14)
- Made her South Carolina debut at Vanderbilt (Jan. 7), tallying two points in five minutes of action

Career Highs

Pts 5 vs. Missouri, 1/10/16
Rebs..... 3 vs. Ole Miss, 1/28/16
Blks
Stls..... 1 vs. Missouri, 1/10/16
Assts 3 at Auburn, 1/21/16
Min..... 14 vs. Missouri, 1/10/16

SEC Career Highs

Pts 5 vs. Missouri, 1/10/16
Rebs..... 3 vs. Ole Miss, 1/28/16
Blks
Stls..... 1 vs. Missouri, 1/10/16
Assts 3 at Auburn, 1/21/16
Min..... 14 vs. Missouri, 1/10/16

2015-16 Game-by-Game

Opponent	Date	GS	MIN	FG-A	3FG-A	FT-A	Reb	A	TO	B	S	TP
Ohio State	11/13					— DNP —						
UNCG	11/15					— DNP —						
at Clemson	11/18					— DNP —						
at UCLA	11/22					— DNP —						
vs. Arizona State	11/27					— DNP —						
vs. CSUB	11/28					— DNP —						
vs. Hawaii	11/29					— DNP —						
Duke	12/6					— DNP —						
Winthrop	12/13					— DNP —						
Hampton	12/16					— DNP —						
vs. East Carolina	12/20					— DNP —						
Elon	12/22					— DNP —						
Arkansas	1/3					— DNP —						
at Vanderbilt	1/7		5	1-2	0-0	0-0	0-0-0	0	0	0	0	2
Missouri	1/10		14	2-5	0-0	1-1	1-0-1	0	0	0	1	5
at Kentucky	1/14		5	0-2	0-0	0-0	0-0-0	0	0	0	0	0
Texas A&M	1/17					— DNP —						
at Auburn	1/21		11	1-2	1-2	0-0	0-2-2	3	1	0	0	3
at Miss. State	1/24		9	0-0	0-0	1-4	0-0-0	0	1	0	0	1
Ole Miss	1/28		12	1-5	0-1	2-4	2-1-3	1	1	0	0	4

Career Stats at South Carolina

Year	GP	GS	Min	Avg	FG	FGA	Pct	3FG	FGA	Pct	FT	FTA	Pct	Off	Def	Tot	Avg	PF	FO	A	TO	Blk	Stl	Pts	Avg
2014-15					— Did Not Play —																				
2015-16	6	0	56	9.3	5	16	.313	1	3	.333	4	9	.444	3	3	6	1.0	13	0	4	3	0	1	15	2.5
Career	6	0	56	9.3	5	16	.313	1	3	.333	4	9	.444	3	3	6	1.0	13	0	4	3	0	1	15	2.5



ALAINA COATES

6-4 • Jr. • C • Irmo, S.C. • Dutch Fork
Major: Social Work



Career Highlights

Naismith Early Season Watch List (2015-16)	2015 Naismith Trophy Top 50 Watch List
Wooden Award Watch List (2015-16)	2014 SEC Co-6th Player of the Year (Coaches)
Preseason All-SEC First Team (Coaches, Media)	2014 SEC Freshman of the Year (Coaches, AP)
2015 SEC All-Defensive Team	2014 Freshman All-America First Team (Full Court)
All-SEC 2nd Team (Coaches - 2014, 2015; AP - 2015)	2014 SEC All-Freshman Team
2015 NCAA Greensboro Region MOP	5-time SEC Freshman of the Week (2013-14)
2015 SEC All-Tournament Team	

2015-16

- Ranks first in SEC in double-doubles and rebounding, fifth in blocks (1.5) and 17th in scoring
- Averaging a double-double in SEC play (10.6 ppg/11.1 rpg)
- Holds third place in school history with 156 career blocks, just 21 away from the school record
- Became the 31st player in program history to net 1,000 career points and the 13th to do it with 700 rebounds
- Has tallied 10 double-doubles (eight in her last 12 games), including one triple-double
- Led team in rebounds 13 times – at Clemson, at UCLA, Winthrop, Hampton, vs. ECU, Elon, Arkansas, at Vandy, Missouri, Texas A&M, at Auburn, at Miss. St., Ole Miss
- Grabbed nine of her 14 rebounds against Ole Miss (Jan. 28) in the first half and scored five of last seven points of the half to establish 14-point lead at the break
- Shook off tough scoring night with great rebounding at #10/10 Mississippi State (Jan. 24), including six in a tight third quarter and her 11th of the night sparking a transition layup for a six-point league with 3:01 to play
- Established inside game early with six of team's first 12 points at Auburn (Jan. 21) and nearly had her double-double by halftime
- Matched a career best with three assists against #15/11 Texas A&M (Jan. 17) after playing a career high 34 minutes
- Hit both 1,000 career points and 700 career rebounds in opening minute against #20/- Missouri (Jan. 10), finishing with third-straight double-double
- Completed her school-record 12th career double-double in SEC play with key putback in late 11-3 run that sealed win at Vanderbilt (Jan. 7)
- Posted third-straight double-double against East Carolina (Dec. 20), grabbing 10 of her 15 rebounds in just 11 minutes of second-half action

2015-16 Game-by-Game

Opponent	Date	GS	MIN	FG-A	3FG-A	FTA	Reb	A	TO	B	S	TP
Ohio State	11/13	*	28	6-9	0-0	5-10	4-9-13	0	3	3	1	17
UNCG	11/15	*	13	6-7	0-0	0-3	2-5-7	0	0	0	3	12
at Clemson	11/18	*	22	4-7	0-0	2-4	5-1-6	1	2	2	1	10
at UCLA	11/22	*	32	6-7	0-0	0-0	4-8-12	0	1	0	2	12
vs. Arizona State	11/27	*	23	3-6	0-0	0-1	3-4-7	1	2	1	1	6
vs. CSUB	11/28	*	22	3-10	0-0	0-2	1-3-4	0	1	0	0	6
vs. Hawaii	11/29	*	20	1-3	0-0	1-2	0-1-1	0	2	3	0	3
Duke	12/6	*	25	7-9	0-0	2-4	2-5-7	0	1	1	1	16
Winthrop	12/13	*	30	13-15	0-0	3-5	6-10-16	0	1	10	1	29
Hampton	12/16	*	26	8-11	0-0	6-9	2-10-12	2	3	1	0	22
vs. East Carolina	12/20	*	21	4-8	0-0	2-4	4-11-15	0	0	2	0	10
Elon	12/22	*	24	5-6	0-0	6-6	5-3-8	0	4	2	1	16
Arkansas	1/3	*	26	4-5	0-0	3-3	0-10-10	2	0	1	1	11
at Vanderbilt	1/7	*	29	5-6	0-0	1-4	3-7-10	1	1	0	0	11
Missouri	1/10	*	19	3-3	0-0	7-12	3-9-12	0	2	0	1	13
at Kentucky	1/14	*	28	3-4	0-0	3-4	2-9-11	1	0	0	0	9
Texas A&M	1/17	*	34	2-5	0-0	1-2	1-10-11	3	1	0	2	5
at Auburn	1/21	*	26	8-10	0-0	1-2	5-5-10	2	4	1	0	17
at Miss. State	1/24	*	37	2-3	0-0	2-2	1-10-11	1	1	2	3	6
Ole Miss	1/28	*	23	6-9	0-0	1-6	5-9-14	2	1	1	1	13

Career Stats at South Carolina

Year	GP	GS	Min	Avg	FG	FGA	Pct	3FG	FGA	Pct	FT	FTA	Pct	Off	Def	Tot	Avg	PF	FO	A	TO	Blk	Stl	Pts	Avg
2013-14	34	1	668	19.6	148	242	.612	0	0	—	121	185	.654	82	203	285	8.4	83	1	11	57	73	17	417	12.3
2014-15	36	5	760	21.1	141	251	.562	0	0	—	117	168	.696	99	186	285	7.9	62	0	28	50	53	19	399	11.1
2015-16	20	19	508	25.4	99	143	.692	0	0	—	46	85	.541	58	139	197	9.9	45	0	16	30	30	19	244	12.2
Career	90	25	1936	21.5	388	636	.610	0	0	—	284	438	.648	239	528	767	8.5	190	1	55	137	156	55	1060	11.8

Miscellaneous

	Season	Career
Triple-Double	1	1
Double-Double	10	32
20+ Points	2	10
10+ Points	14	61
10+ Rebounds	13	38
5+ Blocks	1	4
Tm-High Points	3	15
Tm-High Rebs.	13	47

Career Highs

Pts	29 vs. Winthrop, 12/13/15
Rebs	17 vs. Kentucky, 1/9/14
Blks	10 vs. Winthrop, 12/13/15
Stls	3, 4x, last at Mississippi State, 1/24/16
Assts	3, 4x, last vs. Texas A&M, 1/17/16
Min	37 at Mississippi State, 1/24/16

2015-16 Highs

Pts	29 vs. Winthrop, 12/13
Rebs	16 vs. Winthrop, 12/13
Blks	10 vs. Winthrop, 12/13
Stls	3, 2x, last at Mississippi State, 1/24
Assts	3 vs. Texas A&M, 1/17
Min	37 at Mississippi State, 1/24

SEC Career Highs

Pts	24, 2x, last vs. Ole Miss, 1/30/14
Rebs	17 vs. Kentucky, 1/9/14
Blks	5, 3x, last vs. Alabama, 1/29/15
Stls	3, 3x, last at Mississippi St., 1/24/16
Assts	3, 2x, last vs. Texas A&M, 1/17/16
Min	37 at Mississippi State, 1/24/16

- Recorded double-double against Hampton (Dec. 16) with 10 of 22 points coming during a 12-4 second-half run
- Played an historic career game against Winthrop (Dec. 13), recording program's first triple-double since Dec. 20, 2006, and first ever with blocked shots, swatting away a school-record 10 to go with her career high 29 points and 16 rebounds
- Connected on 7-of-9 field goals against #14/13 Duke (Dec. 6) and tallied six crucial points down the stretch to help South Carolina pull away
- Scored the game-tying putback with 56 seconds left against #16/18 Arizona State (Nov. 27)
- Double-double at UCLA (Nov. 22) kept Gamecocks within reach and made key steal during 8-2 run over final 90 seconds to secure the win
- Dominated the glass late against #6/10 Ohio State (Nov. 13), especially in 10-2 run over final 2:35 that decided the game, and finished the contest with her 24th career double-double (17 points, 13 rebounds)



BIANCA CUEVAS

5-6 • So. • G • Bronx, N.Y. • Nazareth Regional
Major: Criminal Justics



Career Highlights

2015 Rainbow Wahine Showdown All-Tournament | McDonald's All-America (2013-14)
New York Class AA co-Player of the Year (2013-14)

2015-16

- Has appeared in every game
- Led team in scoring once – vs. Arizona State
- Handed out team-high assists once – vs. CSUB
- Scored seven of her nine points against #15/11 Texas A&M (Jan. 17) during 12-7 fourth-quarter run that gave Gamecocks five-point lead with 3:55 to play
- Played lock-down defense against #20/- Missouri (Jan. 10), recording a career-best five steals
- Snatched a game-high three steals in the SEC opener against Arkansas (Jan. 3)
- Matched a career high with four rebounds against #14/13 Duke (Dec. 6)
- Named to the Rainbow Wahine Showdown All-Tournament team, finishing second on the team in scoring at the event with 17.0 points per game on 54.1 percent shooting, averaging 3.3 rebounds and swiping seven steals over the three-game event
- Scored in double figures for the third-straight game with 13 at Hawaii (Nov. 29), including nine in the second half to help Gamecocks pull away from a seven-point halftime lead
- Fell one point shy of her career high with 20 against CSU Bakersfield with four of her nine fourth-quarter points coming on back-to-back plays to launch a 14-2 run that put the game out of Roadrunners' reach
- Went on a personal 11-7 second-half run against #16/18 Arizona State (Nov. 27) as part of her team-high tying 18 points
- Gave UNCG (Nov. 15) trouble with her speed en route to 11 points, including 6-of-8 from the free throw line

2015-16 Game-by-Game

Opponent	Date	GS	MIN	FG-A	3FG-A	FT-A	Reb	A	TO	B	S	TP
Ohio State	11/13		8	1-5	0-1	3-4	0-0-0	1	1	0	0	5
UNCG	11/15		19	2-4	1-3	6-8	0-2-2	1	3	0	2	11
at Clemson	11/18		17	2-7	0-3	0-0	0-1-1	2	0	0	2	4
at UCLA	11/22		13	2-4	0-0	3-3	0-2-2	2	2	0	0	7
vs. Arizona State	11/27		18	7-13	0-2	4-7	0-2-2	0	2	0	2	18
vs. CSUB	11/28		26	8-12	2-5	2-2	1-3-4	6	2	0	3	20
vs. Hawaii	11/29		29	5-12	1-3	2-4	1-3-4	0	2	0	2	13
Duke	12/6		13	1-4	0-1	0-2	0-4-4	2	1	0	0	2
Winthrop	12/13		22	4-11	1-2	4-4	0-2-2	1	2	0	1	13
Hampton	12/16		17	2-6	1-3	1-1	0-1-1	1	2	0	0	6
vs. East Carolina	12/20		17	1-7	0-3	2-2	0-1-1	1	0	0	3	4
Elon	12/22		15	1-4	0-3	0-0	0-1-1	2	3	0	0	2
Arkansas	1/3		24	4-8	1-5	1-2	1-1-2	3	3	0	3	10
at Vanderbilt	1/7		12	2-6	0-3	0-0	0-1-1	2	2	0	1	4
Missouri	1/10		17	2-6	0-1	2-2	0-0-0	1	3	0	5	6
at Kentucky	1/14		15	0-7	0-1	2-2	0-0-0	1	0	0	0	2
Texas A&M	1/17		20	3-6	1-1	2-2	1-2-3	2	2	0	1	9
at Auburn	1/21		18	0-3	0-2	1-2	0-2-2	2	2	0	0	1
at Miss. State	1/24		6	0-2	0-0	0-2	0-0-0	1	1	0	0	0
Ole Miss	1/28		18	3-7	0-2	0-0	0-0-0	1	2	0	0	6

Career Stats at South Carolina

Year	GP	GS	Min	Avg	FG	FGA	Pct	3FG	FGA	Pct	FT	FTA	Pct	Off	Def	Tot	Avg	PF	FO	A	TO	Blk	Stl	Pts	Avg
2014-15	37	0	536	14.5	74	200	.370	16	72	.222	45	58	.776	13	35	48	1.3	44	1	64	60	5	42	209	5.6
2015-16	20	0	344	17.2	50	134	.373	8	44	.182	35	49	.714	4	28	32	1.6	21	0	32	35	0	25	143	7.2
Career	57	0	880	15.4	124	334	.371	24	116	.207	80	107	.748	17	63	80	1.4	65	1	96	95	5	67	352	6.2

Miscellaneous

	Season	Career
20+ Points	1	2
10+ Points	6	14
5+ Assists	1	6
Tm-High Points	1	3
Tm-High Assists	1	9

Career Highs

Pts 21 at Ole Miss, 2/1/15
Rebs 4, 6x, last vs. Duke, 12/6/15
Blks 2 vs. NC Central, 12/1/14
Stls 5 vs. Missouri, 1/10/16
Assts 6 vs. CSU Bakersfield, 11/28/15
Min 30 vs. Southern Cal, 11/15/14

2015-16 Highs

Pts 20 vs. CSU Bakersfield, 11/28
Rebs 4, 3x, last vs. Duke, 12/6
Blks
Stls 5 vs. Missouri, 1/10
Assts 6 vs. CSU Bakersfield, 11/28
Min 29 vs. Hawaii, 11/29

SEC Career Highs

Pts 21 vs. Ole Miss, 2/1/15
Rebs 4, 3x, last at Georgia, 2/5/15
Blks 1, 2x, last at Kentucky, 3/1/15
Stls 5 vs. Missouri, 1/10/16
Assts 5, 2x, last vs. Vanderbilt, 2/15/15
Min 24, 2x, last vs. Arkansas, 1/3/16



ASIA DOZIER

6-0 • Sr. • G/F • Columbia, S.C. • Spring Valley
Major: Accounting



Career Highlights

Three-time SEC Academic Honor Roll

2015-16

- Team captain
- Has played in 19 games with 10 starts
- Has recorded at least five assists three times
- Handed out team-high assists four times – UNCG, Duke, Hampton, Ole Miss
- Displayed great court vision against Ole Miss (Jan. 28) to finish with a game-high five assists
- Hit two clutch free throws at #10/10 Mississippi State (Jan. 24) after playing just 5:00 in the second half to give South Carolina a 55-51 advantage with 23 seconds to play
- Reached double figures for the first time this season against East Carolina (Dec. 20), scoring five of her 10 points in the first quarter
- Returned to starting lineup against Hampton (Dec. 16), matching a career high with two steals in the opening 10 minutes
- Connected on a game-high three 3-pointers on the way to a season-best nine points against Winthrop (Dec. 13)
- Was solid, steadying force on defense against #14/13 Duke (Dec. 6)
- Started the second half at Clemson (Nov. 18) and hit back-to-back 3s as part of 19-5 run that broke open the game
- Tied career high with six assists against UNCG (Nov. 15)
- Started the second half against #6/10 Ohio State (Nov. 13), providing calming influence after Gamecocks trailed at the break

Miscellaneous

	Season	Career
10+ Points	1	14
10+ Rebounds	0	1
5+ Assists	3	11
Tm-High Points	0	2
Tm-High Assists	4	17

Career Highs

Pts 16, 2x, at San Diego State, 11/23/13
 Rebs..... 10 vs. Elon, 11/9/12
 Blks 3 at Kentucky, 3/1/15
 Stls..... 2, 9x, last vs. Hampton, 12/16/15
 Assts 6, 3x, last vs. UNCG, 11/15/15
 Min..... 40 at Arkansas, 1/2/14

2015-16 Highs

Pts 10 vs. East Carolina, 12/20
 Rebs..... 3 vs. Missouri, 1/10
 Blks
 Stls..... 2 vs. Hampton, 12/16
 Assts 6 vs. UNCG, 11/15
 Min..... 26 vs. UNCG, 11/15

SEC Career Highs

Pts 15 at Alabama, 1/8/15
 Rebs..... 6 vs. Florida, 2/23/14
 Blks 3 at Kentucky, 3/1/15
 Stls 2 at Alabama, 1/8/15
 Assts 6 vs. Ole Miss, 1/30/14
 Min..... 40 at Arkansas, 1/2/14

2015-16 Game-by-Game

Opponent	Date	GS	MIN	FG-A	3FG-A	FT-A	Reb	A	TO	B	S	TP
Ohio State	11/13		12	1-2	0-0	2-2	0-0-0	1	2	0	0	4
UNCG	11/15		26	1-4	1-4	0-0	0-2-2	6	0	0	0	3
at Clemson	11/18		21	3-9	2-7	0-0	0-1-1	0	1	0	0	8
at UCLA	11/22		3	0-1	0-1	0-0	0-0-0	0	1	0	0	0
vs. Arizona State	11/27		5	0-0	0-0	0-0	0-1-1	0	1	0	1	2
vs. CSUB	11/28		3	0-1	0-1	0-0	0-0-0	0	0	0	0	0
vs. Hawaii	11/29		25	0-2	0-2	3-4	0-0-0	3	1	0	1	3
Duke	12/6		20	0-2	0-1	0-0	0-2-2	3	1	0	0	0
Winthrop	12/13		18	3-4	3-4	0-0	0-2-2	3	2	0	1	9
Hampton	12/16	*	22	2-6	0-2	2-2	1-1-2	5	1	0	2	6
vs. East Carolina	12/20	*	19	4-5	2-2	0-0	0-1-1	0	1	0	0	10
Elon	12/22	*	22	3-5	1-3	0-0	1-0-1	3	1	0	0	7
Arkansas	1/3											
at Vanderbilt	1/7	*	23	1-5	1-4	0-0	0-1-1	4	2	0	0	3
Missouri	1/10	*	18	1-3	0-0	0-0	1-2-3	1	1	0	0	2
at Kentucky	1/14	*	5	0-2	0-1	0-0	0-1-1	0	1	0	0	0
Texas A&M	1/17	*	13	0-1	0-1	0-0	1-0-1	1	2	0	1	0
at Auburn	1/21	*	20	0-4	0-3	1-2	0-2-2	3	0	0	0	1
at Miss. State	1/24	*	12	0-1	0-1	2-2	0-1-1	1	1	0	0	2
Ole Miss	1/28	*	20	1-3	1-3	0-0	0-0-0	5	1	0	1	3

Career Stats at South Carolina

Year	GP	GS	Min	Avg	FG	FGA	Pct	3FG	FGA	Pct	FT	FTA	Pct	Off	Def	Tot	Avg	PF	FO	A	TO	Blk	Stl	Pts	Avg
2012-13	31	0	398	12.8	28	134	.209	16	91	.176	11	24	.458	19	42	61	2.0	35	1	25	20	4	8	83	2.7
2013-14	34	32	911	26.8	72	211	.341	33	103	.320	28	44	.636	18	77	95	2.8	63	0	92	68	7	21	205	6.0
2014-15	37	30	615	16.6	55	133	.414	29	87	.333	10	13	.769	2	36	38	1.0	27	0	67	33	7	20	149	4.0
2015-16	19	10	307	16.2	21	62	.339	11	40	.275	10	12	.833	4	17	21	1.1	13	0	39	20	0	7	63	3.3
Career	121	72	2231	18.4	176	540	.326	89	321	.277	59	93	.634	43	172	215	1.8	138	1	223	141	18	56	500	4.1



#44 INDIA FARMER

6-0 • Jr. • F • N. Myrtle Beach, S.C. • North Myrtle Beach
Major: Criminal Justice



Career Highlights

Two-time SEC Academic Honor Roll

2015-16

- Has seen time in four contests, including SEC opener against Arkansas (Jan. 3)
- Recorded a pair of blocked shots against UNCG (Nov. 15)

Career Highs

Pts 3, 2x, last vs. Alabama, 1/19/14
Rebs..... 3 vs. NC Central, 12/2/13
Blks 2 vs. UNCG, 11/15/15
Stls..... 1 at Florida, 1/19/15
Assts
Min..... 11 vs. NC Central, 12/2/13

2015-16 Highs

Pts
Rebs..... 1, 4x, last vs. Arkansas, 1/3
Blks 2 vs. UNCG, 11/15
Stls
Assts
Min..... 5, 2x, last vs. East Carolina, 12/20

SEC Career Highs

Pts 3, 2x, last vs. Alabama, 1/19/14
Rebs..... 1, 2x, last vs. Arkansas, 1/3/16
Blks
Stls..... 1 at Florida, 1/19/15
Assts
Min..... 4, 2x, last at Florida, 1/19/15

2015-16 Game-by-Game

Opponent	Date	GS	MIN	FG-A	3FG-A	FT-A	Reb	A	TO	B	S	TP
Ohio State	11/13					DNP						
UNCG	11/15	5	0-1	0-1	0-0	0-1-1	0	0	2	0	0	
at Clemson	11/18					DNP						
at UCLA	11/22					DNP						
vs. Arizona State	11/27					DNP						
vs. CSUB	11/28					DNP						
vs. Hawaii	11/29					DNP						
Duke	12/6					DNP						
Winthrop	12/13	3	0-2	0-1	0-0	1-0-1	0	0	0	0	0	
Hampton	12/16					DNP						
vs. East Carolina	12/20	5	0-1	0-1	0-0	0-1-1	0	0	0	0	0	
Elon	12/22					DNP						
Arkansas	1/3	3	0-0	0-0	0-0	0-1-1	0	0	0	0	0	
at Vanderbilt	1/7					DNP						
Missouri	1/10					DNP						
at Kentucky	1/14					DNP						
Texas A&M	1/17					DNP						
at Auburn	1/21					DNP						
at Miss. State	1/24					DNP						
Ole Miss	1/28					DNP						

Career Stats at South Carolina

Year	GP	GS	Min	Avg	FG	FGA	Pct	3FG	FGA	Pct	FT	FTA	Pct	Off	Def	Tot	Avg	PF	FO	A	TO	Blk	Stl	Pts	Avg
2013-14	18	0	48	2.7	2	7	.286	2	4	.500	0	0	—	2	4	6	0.3	4	0	0	1	1	0	6	0.3
2014-15	16	0	37	2.3	0	4	.000	0	2	.000	4	6	.667	5	3	8	0.5	1	0	0	1	0	1	4	0.3
2015-16	4	0	16	4.0	0	4	.000	0	3	.000	0	0	—	1	3	4	1.0	2	0	0	0	2	0	0	0.0
Career	38	0	101	2.7	2	15	.133	2	9	.222	4	6	.667	8	10	18	0.5	7	0	0	2	3	1	10	0.3



#24

SARAH IMOVBIQH

6-2 • Sr. • F • Abuja, Nigeria • Virginia
Major: Criminal Justice (graduate program)



Career Highlights

2011 Parade All-America (HS)

2015-16

- Has played in every game, starting three
- Led the team in rebounding twice – UNCG, at Clemson
- Grabbed seven of her nine rebounds against Ole Miss (Jan. 28) on the offensive end, including five in 10 minutes of second-half action
- Controlled the glass early at #10/10 Mississippi State (Jan. 24), collecting six first-half rebounds and seven total boards in just nine minutes of action
- Was effective in her SEC debut against Arkansas (Jan. 3) with seven rebounds and nine points in just 17 minutes
- Grabbed seven of her 12 rebounds against East Carolina (Dec. 20) in the first half
- Great offensive work against Hampton (Dec. 16), finishing with career bests in points (19), field goals (6) and free throws (7) after playing a career-high 24 minutes
- Was second on team in rebounding at Rainbow Wahine Showdown (Nov. 27-29) with 5.7 per game, including 2.3 offensive per outing
- Grabbed six of eight total rebounds against #16/18 Arizona State (Nov. 27) in the first half, including all three offensive boards to help Gamecocks stay within one possession at halftime
- Started the second half at Clemson (Nov. 18), providing great energy on the glass and adding four points to the game-changing 19-5 third-quarter surge
- Posted first double-double of Gamecock career with 14 points and team-high 11 boards against UNCG (Nov. 15)
- Had great fourth quarter against #6/10 Ohio State, scoring the six of the first eight points in the period, including to putbacks, to hold off the charging Buckeyes

Miscellaneous

	Season	Career
Double-Double	1	1
10+ Points	2	2
10+ Rebounds	3	3
Tm-High Points	0	0
Tm-High Rebs.	2	2

Career Highs

Pts 19 vs. Hampton, 12/16/15
Rebs.....12 vs. East Carolina, 12/20/15
Blks 1, 3x, last at Kentucky, 1/14/16
Stls.....2, 2x, last at Clemson, 11/18/15
Assts2, 2x, last vs. Missouri, 1/10/16
Min.....24 vs. Hampton, 12/16/15

SEC Career Highs

Pts9 vs. Arkansas, 1/3/16
Rebs..... 9 vs. Ole Miss, 1/28/16
Blks 1, 2x, last at Kentucky, 1/14/16
Stls.....1 at Auburn, 1/21/16
Assts2 vs. Missouri, 1/10/16
Min.....17, 4x, last vs. Ole Miss, 1/28/16

2015-16 Game-by-Game

Opponent	Date	GS	MIN	FG-A	3FG-A	FT-A	Reb	A	TO	B	S	TP
Ohio State	11/13	*	16	4-5	0-0	0-2	3-7-10	0	1	0	0	8
UNCG	11/15		21	5-7	0-0	4-6	5-6-11	0	0	0	2	14
at Clemson	11/18		19	3-4	0-0	3-8	4-2-6	0	0	0	2	9
at UCLA	11/22		8	0-0	0-0	0-0	3-1-4	0	0	0	1	0
vs. Arizona State	11/27		16	0-1	0-0	1-2	3-5-8	0	2	0	0	1
vs. CSUB	11/28		15	3-5	0-0	0-5	3-2-5	0	0	0	0	6
vs. Hawaii	11/29		13	1-2	0-0	1-1	1-3-4	0	1	0	0	3
Duke	12/6		3	0-0	0-0	0-0	0-0-0	0	1	0	0	0
Winthrop	12/13	*	22	3-3	0-0	1-1	1-3-4	1	1	1	0	7
Hampton	12/16	*	24	6-8	0-0	7-9	5-2-7	0	0	0	0	19
vs. East Carolina	12/20		18	1-5	0-0	2-3	4-8-12	2	0	0	0	4
Elon	12/22		16	1-2	0-0	0-0	2-1-3	0	1	0	1	2
Arkansas	1/3		17	4-7	0-0	1-2	4-3-7	0	3	0	0	9
at Vanderbilt	1/7		5	0-0	0-0	0-0	0-2-2	0	1	0	0	0
Missouri	1/10		17	2-2	0-0	0-0	0-2-2	2	2	1	0	4
at Kentucky	1/14		13	0-2	0-0	0-2	2-3-5	0	0	1	0	0
Texas A&M	1/17		3	0-2	0-0	0-0	1-0-1	0	1	0	0	0
at Auburn	1/21		17	1-1	0-0	0-2	1-1-2	0	0	0	1	2
at Miss. State	1/24		9	0-0	0-0	0-0	4-3-7	0	2	0	0	0
Ole Miss	1/28		17	3-5	0-0	1-3	7-2-9	0	2	0	0	7

Career Stats at South Carolina

Year	GP	GS	Min	Avg	FG	FGA	Pct	3FG	FGA	Pct	FT	FTA	Pct	Off	Def	Tot	Avg	PF	FO	A	TO	Blk	Stl	Pts	Avg
2015-16	20	3	289	14.5	37	61	.607	0	0	—	21	46	.457	53	56	109	5.5	30	0	5	18	3	7	95	4.8



TIFFANY MITCHELL

5-9 • Sr. • G • Charlotte, N.C. • Providence Day
Major: Retail Management



Career Highlights

Wooden Award Midseason Top 20	2015 Naismith Finalist
USBWA Ann Meyers Drysdale Award Midseason Watch List	2015 Wooden Award All-America Team/Finalist
Dawn Staley Award Midseason Watch List	2015 Wade Watch List
Naismith Early Season Watch List	2015 Capital One Academic All-District 4
Senior CLASS Award candidate	2015 NCAA Greensboro Region All-Tournament Team
Preseason All-America (AP, Lindy's, Athlon, SI, ESPN)	2015 FIBA 3x3 World Championship Gold (USA)
Preseason SEC Player of the Year (Coaches, Media)	2014 WBCA All-America
Two-time SEC Player of the Year (Coaches – 2014, 2015; AP – 2015)	2014 All-America Third Team (AP, Full Court)
Two-time All-SEC First Team (Coaches – 2014, 2015; AP – 2014, 2015)	2014 Wooden Award Final Ballot, Wade Trophy Watch List, Dawn Staley Award Watch List
2015 All-America First Team (ESPN, AP, USBWA)	2014 WBCA All-Region 3
2015 Dawn Staley Award Finalist	2014 SEC All-Defensive Team
	2013 SEC All-Freshman Team

Miscellaneous

	Season	Career
Double-Double	0	4
20+ Points	2	15
10+ Points	19	94
10+ Rebounds	0	7
5+ Assists	3	14
5+ Steals	0	8
Tm-High Points	7	44
Tm-High Rebs.	0	10
Tm-High Assists	6	35

2015-16

- Selected team captain for second-straight season
- In SEC play, ranks among league's top 10 in seven categories, including fifth in scoring (16.1 ppg), eighth in assists (3.3 apg) and ninth in steals (2.0 spg)
- Ranks eighth in the SEC in scoring overall, fourth in free throw percentage and seventh in 3-pointers made per game
- Has been team's top scorer seven times – at Clemson, at UCLA, vs. East Carolina, Elon, at Vandy, Mizzou, at Miss. St.
- Handed out team-high assists six times – Ohio State, Arkansas, at Vanderbilt, Missouri, at Auburn, at Miss. St.
- Willed the Gamecocks to victory at #10/10 Mississippi State (Jan. 24), scoring seven straight points to stretch a one-point lead to six with 2:34 to go and adding clutch free throws in final 10 seconds for second 20-point game
- Tallied nine second-half points at #9/9 Kentucky (Jan. 14), converting a key three-point play late in the third quarter to give South Carolina its first lead of the game
- Scored eight points of 10-2 third-quarter run after #20/- Missouri (Jan. 10) opened the period on a 12-4 surge en route to game-high 19 points
- Powered team to win at Vanderbilt (Jan. 7) with seven of her season-high 22 points during 10-3 third-quarter run that put team ahead for good, adding seven of fourth quarter's first eight points to hold off Commodores

Career Highs

Pts	25 vs. Georgia, 2/27/14
Rebs	11, 5x, last at Arkansas, 1/2/14
Blks	3 at Arkansas, 2/19/15
Stls	7 vs. NC Central, 12/2/14
Assts	9 at San Diego State, 11/23/13
Min	40, 3x, last vs. Texas A&M, 1/17/16

2015-16 Highs

Pts	22 at Vanderbilt, 1/7
Rebs	6 vs. Hampton, 12/16
Blks	1, 4x, last vs. Ole Miss, 1/28
Stls	4, 3x, last vs. Texas A&M, 1/17
Assts	5, 3x, last at Auburn, 1/21
Min	40 vs. Texas A&M, 1/17

2015-16 Game-by-Game

Opponent	Date	GS	MIN	FG-A	3FG-A	FT-A	Reb	A	TO	B	S	TP
Ohio State	11/13	*	32	6-12	2-4	1-2	1-2-3	3	8	1	4	15
UNCG	11/15	*	23	3-11	2-7	2-2	0-2-2	5	1	0	2	10
at Clemson	11/18	*	25	6-12	4-7	2-4	3-2-5	0	1	0	4	18
at UCLA	11/22	*	34	5-12	1-5	6-6	2-3-5	2	6	0	1	17
vs. Arizona State	11/27	*	36	2-7	0-3	2-2	0-1-1	1	2	0	2	6
vs. CSUB	11/28	*	32	3-9	0-2	7-8	0-1-1	1	1	0	0	13
vs. Hawaii	11/29	*	29	5-10	2-5	2-2	1-1-2	2	3	0	0	14
Duke	12/6	*	35	3-13	1-5	5-6	2-2-4	2	3	1	0	12
Winthrop	12/13	*	22	4-8	3-6	1-2	1-4-5	3	4	0	1	12
Hampton	12/16	*	29	4-11	3-6	6-8	4-2-6	2	0	0	1	17
vs. East Carolina	12/20	*	24	5-9	1-3	7-8	0-1-1	3	1	0	2	18
Elon	12/22	*	34	7-15	3-6	1-1	2-2-4	2	1	1	1	18
Arkansas	1/3	*	26	4-9	2-5	2-3	0-3-3	4	3	0	2	12
at Vanderbilt	1/7	*	34	8-15	3-6	3-6	1-1-2	5	2	0	2	22
Missouri	1/10	*	31	5-12	1-5	8-9	0-2-2	2	2	0	3	19
at Kentucky	1/14	*	31	5-13	1-5	5-5	1-1-2	2	2	0	1	16
Texas A&M	1/17	*	40	4-13	1-5	2-5	2-2-4	2	3	0	4	11
at Auburn	1/21	*	24	4-10	1-3	4-4	1-0-1	5	1	0	3	13
at Miss. State	1/24	*	37	6-15	1-7	8-9	0-2-2	2	7	0	0	21
Ole Miss	1/28	*	26	6-11	3-6	0-0	1-3-4	4	2	1	1	15

- Had most efficient scoring game of the season vs. East Carolina (Dec. 20), hitting 5-of-9 field goals and 7-of-8 free throws on her way to a game-high 18 points
- Sparked Gamecock offense in second half against Hampton (Dec. 16), tallying nine points over the first four minutes of the half and finishing 4-of-4 from the field in the final 20 minutes
- Scored 10 of her 14 points at Hawaii (Nov. 28) in the first half on 4-of-7 shooting (.571), including the first five points of the second quarter
- Netted four of her 17 points at UCLA (Nov. 22) during 10-4 run over final 4:05 to deliver the win
- Looked sharp in win at Clemson (Nov. 18), shooting 50.0 percent from the field with a team-high 18 points, including four 3-pointers, and swiped four steals for second time in three games
- Scored 10 points in the first half against #6/10 Ohio State (Nov. 13)

SEC Career Highs

Pts	25 vs. Georgia, 2/27/14
Rebs	11, 2x, last at Arkansas, 1/2/14
Blks	3 at Arkansas, 2/19/15
Stls	6 at Auburn, 1/12/14
Assts	8, 2x, last vs. Ole Miss, 1/30/14
Min	40 vs. Texas A&M, 1/17/16

Career Stats at South Carolina

Year	GP	GS	Min	Avg	FG	FGA	Pct	3FG	FGA	Pct	FT	FIA	Pct	Off	Def	Tot	Avg	PF	FO	A	TO	Blk	Stl	Pts	Avg
2012-13	33	30	927	28.1	107	282	.379	22	60	.367	68	111	.613	60	109	169	5.1	64	1	43	82	4	44	304	9.2
2013-14	34	34	1066	31.4	165	335	.493	40	74	.541	157	198	.793	41	149	190	5.6	63	0	118	97	8	62	527	15.5
2014-15	37	37	1106	29.9	189	378	.500	57	137	.416	98	117	.838	28	87	115	3.1	64	1	106	82	11	65	533	14.4
2015-16	20	20	604	30.2	95	227	.419	35	101	.347	74	92	.804	22	37	59	3.0	35	0	52	53	4	34	299	15.0
Career	124	121	3703	29.9	556	1222	.455	154	372	.414	397	518	.766	151	382	533	4.3	226	2	319	314	27	205	1663	13.4



#23

TINA ROY

5-11 • Sr. • G • Kaplan, La. • Kaplan
Major: Retail Management



Career Highlights

Two-time SEC Academic Honor Roll

2015-16

- Selected team captain
- Has played in every game, starting 10
- In league play, leads the SEC in 3-pointers per game (3.3) and is second in 3-point percentage (.473) and 29th in scoring (10.3)
- Overall, ranks second in SEC in 3-point percentage and fourth in 3s made per game (2.2)
- Has led the team in scoring twice – at UCLA, vs. Arkansas
- Dished out a team-high assists six times – UNCG, at UCLA, vs. Arizona State, Missouri, at Kentucky, at Miss. St.
- Well-rounded effort against Ole Miss (Jan. 28) matching career high with three steals to go with nine points on three 3s and four assists
- Opened and closed 11-4 run at end of second quarter at #10/10 Mississippi State (Jan. 24) with 3-pointers and added a third to cap a 7-0 run that ended a 35-35 tie midway through the fourth quarter
- Helped spark an 18-0 run in the second quarter at Auburn (Jan. 21) with a pair of 3-pointers in a 2:00 span, the second of which gave team a lead it never relinquished
- Knocked down two of her four 3-pointers in a span of 97 seconds late in the third quarter at #9/9 Kentucky (Jan. 14) to help the Gamecocks stay within three of the lead
- Hit three of her four 3-pointers at Vanderbilt (Jan. 7) in the second half, including one at the end of the third quarter to put Gamecocks in front going into the fourth and another late in the fourth after Commodores pulled within three
- Buried back-to-back 3s as part of 20-2 run to open the second quarter against Arkansas (Jan. 3), finishing with career-best seven 3-pointers to tie the South Carolina record against an SEC opponent
- Went 3-of-3 from the behind the arc against Elon (Dec. 22), netting at least three 3s for the third time this season
- Matched her career high with five 3s at UCLA (Nov. 22), including one to open the fourth quarter to launch the Gamecocks' 23-17 final period to overcome a three-point deficit
- Hit a clutch 3 in the third quarter against #6/10 Ohio State (Nov. 13), tying the game as part of an 8-2 run to close the period

2015-16 Game-by-Game

Opponent	Date	GS	MIN	FG-A	3FG-A	FT-A	Reb	A	TO	B	S	TP
Ohio State	11/13	*	23	1-6	1-6	0-0	0-1-1	1	1	0	0	3
UNCG	11/15	*	19	3-8	3-8	0-0	0-0-0	6	0	0	0	9
at Clemson	11/18	*	22	1-6	1-6	0-0	0-1-1	1	0	0	1	3
at UCLA	11/22	*	37	6-14	5-11	0-0	0-3-3	4	2	0	0	17
vs. Arizona State	11/27	*	22	1-7	1-3	0-0	0-2-2	3	2	1	0	3
vs. CSUB	11/28	*	21	1-4	1-4	0-0	1-4-5	3	0	0	0	3
vs. Hawaii	11/29	*	9	0-1	0-1	0-0	0-0-0	2	0	0	1	0
Duke	12/6	*	16	1-3	1-2	0-0	0-1-1	2	1	0	1	3
Winthrop	12/13	*	11	1-6	1-6	0-0	0-0-0	3	0	0	0	3
Hampton	12/16		24	0-3	0-2	0-0	0-3-3	3	1	0	0	0
vs. East Carolina	12/20		12	1-5	1-4	0-0	1-2-3	0	2	0	0	3
Elon	12/22		11	3-3	3-3	0-0	0-0-0	1	0	0	0	9
Arkansas	1/3	*	29	7-13	7-12	0-0	0-1-1	3	0	0	1	21
at Vanderbilt	1/7		20	4-8	4-6	1-2	0-1-1	1	2	0	1	13
Missouri	1/10		16	1-5	1-5	0-3	0-2-2	2	2	0	0	3
at Kentucky	1/14		35	4-11	4-9	0-0	1-2-3	4	2	0	1	12
Texas A&M	1/17		13	0-3	0-3	0-0	0-2-2	1	0	0	0	0
at Auburn	1/21		20	4-7	4-7	0-0	0-0-0	2	0	0	0	12
at Miss. State	1/24		27	4-6	3-4	0-0	0-1-1	2	3	0	0	11
Ole Miss	1/28		20	3-9	3-9	0-0	0-0-0	4	1	0	3	9

Career Stats at South Carolina

Year	GP	GS	Min	Avg	FG	FGA	Pct	3FG	FGA	Pct	FT	FTA	Pct	Off	Def	Tot	Avg	PF	FO	A	TO	Blk	Stl	Pts	Avg
2011-12	34	0	383	11.3	53	181	.293	32	127	.252	10	22	.455	20	29	49	1.4	20	0	10	15	1	9	148	4.4
2012-13	— Did Not Play —																								
2013-14	34	1	553	16.3	44	146	.301	20	86	.233	14	23	.609	13	56	69	2.0	19	0	48	23	9	6	122	3.6
2014-15	36	0	568	15.8	59	152	.388	46	119	.387	2	5	.400	8	59	67	1.9	19	0	78	34	5	7	166	4.6
2015-16	20	10	407	20.4	46	128	.359	44	111	.396	1	5	.200	3	26	29	1.5	9	0	48	19	1	9	137	6.9
Career	124	11	1911	15.4	202	607	.333	142	443	.321	27	55	.491	44	170	214	1.7	67	0	184	91	16	31	573	4.6

Miscellaneous

	Season	Career
10+ Points	6	18
5+ Assists	0	5
Tim-High Points	2	4
Tim-High Assists	6	16

Career Highs

Pts21 vs. Arkansas, 1/3/16
 Rebs..... 8 at Mississippi State, 2/6/14
 Blks 2 at Mississippi State, 2/6/14
 Stls.....3, 2x, last vs. Ole Miss, 1/28/16
 Assts 10 vs. Savannah State, 12/14/14
 Min..... 37 at UCLA, 11/22/15

2015-16 Highs

Pts21 vs. Arkansas, 1/3
 Rebs..... 5 vs. CSU Bakersfield, 11/28
 Blks 1 vs. Arizona State, 11/27
 Stls.....3 vs. Ole Miss, 1/28
 Assts6 vs. UNCG, 11/15
 Min..... 37 at UCLA, 11/22

SEC Career Highs

Pts21 vs. Arkansas, 1/3/16
 Rebs..... 8 at Mississippi State, 2/6/14
 Blks 2 at Mississippi State, 2/6/14
 Stls..... 3 vs. Ole Miss, 1/28/16
 Assts4, 5x, last vs. Ole Miss, 1/28/16
 Min..... 35 at Kentucky, 1/14/16



KHADIJAH SESSIONS

5-8 • Sr. • G • Myrtle Beach, S.C. • Myrtle Beach
Major: Hotel, Restaurant, Tourism Management



Career Highlights

Three-time SEC Academic Honor Roll
2012 Parade All-America (HS)

2012 SCBA Class 4A Player of the Year

2015-16

- Selected team captain
- Has started every game
- Ranks seventh in the SEC in steals (2.0) and ninth in league play (2.0)
- Has led the team in assists seven times – Ohio State, at Clemson, at Hawaii, Winthrop, Elon, Arkansas, Ole Miss – and handed out five or more assists three times this season
- Shooting 55.6 percent from the field in SEC play, including 6-of-13 from 3-point range, to average 7.6 points
- Continued her clutch shooting with a pair of midrange jumpers in the final 2:34 at #10/10 Mississippi State (Jan. 24), including one with 30 seconds to go in a two-point game
- Managed the game at Auburn (Jan. 21) well and provided great ball pressure is help Tigers shoot just 12.5 percent in the second quarter
- Bounced back from early thigh contusion against #15/11 Texas A&M (Jan. 17) to swipe two of her four steals in the final 5:12 then sink the game-winning free throw with less than a second to play
- Scored five of her eight points against #9/9 Kentucky (Jan. 14) in the fourth quarter, scoring four points of a 6-0 run that brought Gamecocks within one late in the third quarter then knocking down a fourth-quarter 3-pointer as part of the 15-2 run that won the game
- Great ball pressure against #20/- Missouri (Jan. 10) helped harass Tigers into 20 turnovers
- Hit a pair of clutch fourth-quarter 3-pointers at Vanderbilt (Jan. 7), the first coming in a one-point game with 4:00 to play and the second after 'Dores drew within three inside 2:00 remaining
- Was critical to 20-2 run that opened second quarter against Arkansas (Jan. 3), making two key defensive plays and handing out assists on two of the three 3-pointers that launched the surge
- Served as a catalyst for the South Carolina offense against Winthrop (Dec. 13), dishing out six assists
- Matched career highs in steals (4) and minutes played (37) against #14/13 Duke (Dec. 6), picking up last two steals in final 5:03 to spark 15-5 run that turned one-point deficit into victory
- At Rainbow Wahine Showdown, averaged 8.3 points on 56.3 percent shooting (9-of-16) to go with eight steals

2015-16 Game-by-Game

Opponent	Date	GS	MIN	FG-A	3FG-A	FT-A	Reb	A	TO	B	S	TP
Ohio State	11/13	*	36	3-8	0-0	6-8	0-3-3	3	3	0	4	12
UNCG	11/15	*	18	1-2	0-0	0-0	0-1-1	4	0	0	2	2
at Clemson	11/18	*	19	0-1	0-1	0-0	0-2-2	5	1	0	1	0
at UCLA	11/22	*	23	0-1	0-1	0-0	1-4-5	1	4	0	0	0
vs. Arizona State	11/27	*	30	2-7	0-2	2-2	3-0-3	0	1	0	2	6
vs. CSUB	11/28	*	26	3-4	0-0	2-3	1-0-1	1	0	0	2	8
vs. Hawaii	11/29	*	21	4-5	1-2	2-2	1-3-4	4	1	0	4	11
Duke	12/6	*	37	2-4	0-1	1-6	2-3-5	1	1	0	4	5
Winthrop	12/13	*	15	2-3	0-1	0-0	0-1-1	6	1	0	1	4
Hampton	12/16	*	17	2-3	1-1	0-0	0-4-4	2	3	0	0	5
vs. East Carolina	12/20	*	22	1-5	0-2	3-4	0-2-2	3	2	0	1	5
Elon	12/22	*	24	2-4	1-2	1-2	1-1-2	4	1	0	2	6
Arkansas	1/3	*	25	3-4	1-1	0-0	1-2-3	4	1	1	3	7
at Vanderbilt	1/7	*	30	3-5	2-3	2-3	3-1-4	0	0	0	3	10
Missouri	1/10	*	23	2-6	1-2	4-4	0-0-0	1	0	0	1	9
at Kentucky	1/14	*	29	3-5	1-1	1-3	1-0-1	3	2	0	0	8
Texas A&M	1/17	*	34	3-5	0-2	2-4	0-2-2	2	2	0	4	8
at Auburn	1/21	*	26	1-1	1-1	2-2	0-3-3	1	3	0	3	5
at Miss. State	1/24	*	29	4-6	0-1	2-2	0-4-4	1	2	0	1	10
Ole Miss	1/28	*	25	1-4	0-2	2-4	1-1-2	5	0	0	1	4

Miscellaneous

	Season	Career
10+ Points	4	24
5+ Assists	3	13
Tim-High Points	0	3
Tim-High Assists	7	29

Career Highs

Pts	19 vs. Auburn, 2/3/13
Rebs	6 vs. Clemson, 11/20/14
Blks	1, 9x, last vs. Arkansas, 1/3/16
Stls	4, 14x, last vs. Texas A&M, 1/17/16
Assts	8 vs. NC Central, 12/1/14
Min	37, 2x, last vs. Duke, 12/6/15

2015-16 Highs

Pts	12 vs. Ohio State, 11/13
Rebs	5, 2x, last vs. Duke, 12/6
Blks	1 vs. Arkansas, 1/3
Stls	4, 4x, last vs. Texas A&M, 1/17
Assts	6 vs. Winthrop, 12/13
Min	37 vs. Duke, 12/6

SEC Career Highs

Pts	19 vs. Auburn, 2/3/13
Rebs	5, 4x, last at Arkansas, 2/19/15
Blks	1, 3x, last vs. Arkansas, 1/3/16
Stls	4, 6x, last vs. Texas A&M, 1/17/16
Assts	7 at Arkansas, 2/19/15
Min	35 at Missouri, 2/28/13

- Scored in double figures for second time this season with 11 at Hawaii (Nov. 29) all in the second half, including nine during a 17-6 run to close the third quarter after UH had closed within five points
- Grabbed three offensive rebounds against #16/18 Arizona State (Nov. 27)
- Swiped four steals against #6/10 Ohio State (Nov. 13) and applied pressure to the Buckeyes' defense early with strong drives to the basket

Career Stats at South Carolina

Year	GP	GS	Min	Avg	FG	FGA	Pct	3FG	FGA	Pct	FT	FTA	Pct	Off	Def	Tot	Avg	PF	FO	A	TO	Blk	Stl	Pts	Avg
2012-13	33	3	570	17.3	53	151	.351	13	54	.241	72	109	.661	22	24	46	1.4	43	0	36	49	3	21	191	5.8
2013-14	29	26	761	26.2	58	159	.365	18	59	.305	74	109	.679	9	38	47	1.6	60	0	77	45	1	28	208	7.2
2014-15	37	36	814	22.0	59	147	.401	20	64	.313	27	51	.529	26	63	89	2.4	63	0	105	49	4	68	165	4.5
2015-16	20	20	509	25.5	42	83	.506	9	26	.346	32	49	.653	15	37	52	2.6	47	1	51	28	1	39	125	6.3
Career	119	85	2654	22.3	212	540	.393	60	203	.296	205	312	.657	72	162	234	2.0	213	1	269	171	9	156	689	5.8



#40 JATARIE WHITE

6-4 • So. • F • Charlotte, N.C. • Providence Day
Major: Public Relations/Advertising



Career Highlights

2014 McDonald's All-America
2014 WBCA All-America

Charlotte Observer Player of the Year (2013, 2014)
North Carolina Miss Basketball (2013, 2014)

2015-16

- Has seen time in every game
- Led the team in rebounding once – at Clemson
- Played eight tough minutes at #10/10 Mississippi State (Jan. 24), recording a fourth-quarter steal
- Showed better poise inside at Auburn (Jan. 21) for nine points in SEC career-high tying 21 minutes
- Reached double figures for the second time this season against #20/- Missouri (Jan. 10), pouring in an SEC career-high 11 points
- Great offensive game against East Carolina (Dec. 20) with career-high 14 points on 5-of-8 shooting
- Scored all of her eight points against Hampton (Dec. 16) in the second half, shooting 3-of-5 from the field and grabbing five her seven rebounds in the final 20 minutes as well
- Notched career highs in rebounds (9) and blocks (4) in 18 minutes of action against Winthrop (Dec. 13)
- Played 19 minutes against #14/13 Duke (Dec. 6), finishing with five rebounds
- Grabbed five rebounds in just 11 minutes of action against CSU Bakersfield (Nov. 27)
- Started the second half at Clemson (Nov. 18) and was key part of 19-5 third-quarter run that broke open the game ... tied for team-high honors with six rebounds
- Great contributions against #6/10 Ohio State (Nov. 13), beyond the four points, three rebounds and two assists in the box score

Miscellaneous

	Season	Career
10+ Points	2	4
10+ Rebounds	0	0
Tim-High Points	0	0
Tim-High Rebs.	1	1

Career Highs

Pts	14 vs. East Carolina, 12/20/15
Rebs	9 vs. Winthrop, 12/13/15
Blks	4 vs. Winthrop, 12/13/15
Stls	2 vs. Syracuse, 3/22/15
Assts	2, 4x, last at Clemson, 11/18/15
Min	22 vs. San Diego St., 11/23/14

2015-16 Highs

Pts	14 vs. East Carolina, 12/20
Rebs	9 vs. Winthrop, 12/13
Blks	4 vs. Winthrop, 12/13
Stls	1, 5x, last vs. Ole Miss, 1/28
Assts	2, 2x, last at Clemson, 11/18
Min	21, 2x, last at Auburn, 1/21

SEC Career Highs

Pts	11 v. Missouri, 1/10/16
Rebs	7 at Georgia, 2/5/15
Blks	2 at Georgia, 2/5/15
Stls	1, 4x, last vs. Ole Miss, 1/28/16
Assts	2 vs. LSU, 2/12/15
Min	21, 2x, last at Auburn, 1/21/16

2015-16 Game-by-Game

Opponent	Date	GS	MIN	FG-A	3FG-A	FT-A	Reb	A	TO	B	S	TP
Ohio State	11/13		15	1-3	0-0	2-3	1-2-3	2	0	0	0	4
UNCG	11/15		13	2-4	0-0	1-2	0-3-3	1	0	1	0	5
at Clemson	11/18		18	1-4	0-0	1-2	4-2-6	2	0	1	0	3
at UCLA	11/22		12	0-2	0-0	2-2	0-2-2	0	0	0	0	2
vs. Arizona State	11/27		12	0-2	0-0	0-0	1-1-2	0	1	0	0	0
vs. CSUB	11/28		11	1-2	0-0	0-2	1-4-5	1	0	1	0	2
vs. Hawaii	11/29		14	0-2	0-0	0-0	0-2-2	1	1	0	0	0
Duke	12/6		19	0-3	0-0	0-0	1-4-5	1	2	0	1	0
Winthrop	12/13		18	2-2	0-0	0-0	1-8-9	1	0	4	1	4
Hampton	12/16		21	3-8	0-0	2-2	2-5-7	0	4	1	0	8
vs. East Carolina	12/20		19	5-8	0-1	4-6	1-3-4	0	0	0	0	14
Elon	12/22		14	1-7	0-0	0-0	0-2-2	0	0	0	0	2
Arkansas	1/3		18	0-5	0-0	1-2	2-3-5	1	1	0	0	1
at Vanderbilt	1/7		18	0-0	0-0	2-4	0-2-2	0	0	0	0	2
Missouri	1/10		18	3-5	0-1	5-6	3-1-4	0	1	0	1	11
at Kentucky	1/14		7	0-1	0-0	0-0	2-3-5	0	2	1	0	0
Texas A&M	1/17		5	0-0	0-0	0-0	0-0-0	0	1	1	0	0
at Auburn	1/21		21	4-7	0-1	1-2	1-1-2	0	0	0	0	9
at Miss. State	1/24		8	0-0	0-0	0-0	0-0-0	0	1	0	1	0
Ole Miss	1/28		13	1-3	0-0	1-2	1-1-2	0	0	0	1	3

Career Stats at South Carolina

Year	GP	GS	Min	Avg	FG	FGA	Pct	3FG	FGA	Pct	FT	FTA	Pct	Off	Def	Tot	Avg	PF	FO	A	TO	Blk	Stl	Pts	Avg
2014-15	20	0	184	9.2	20	49	.408	0	0	—	9	14	.643	16	28	44	2.2	20	0	7	14	5	7	49	2.5
2015-16	20	0	294	14.7	24	68	.353	0	3	.000	22	35	.629	21	49	70	3.5	37	0	10	14	10	5	70	3.5
Career	40	0	478	12.0	44	117	.376	0	3	.000	31	49	.633	37	77	114	2.9	57	0	17	28	15	12	119	3.0



A'JA WILSON

6-5 • So. • F • Hopkins, S.C. • Heathwood Hall
Major: Broadcasting



Career Highlights

Wooden Award Midseason Top 20 (2015-16)	2015 WBCA All-Region 3
USBWA Ann Meyers Drysdale Award Midseason Watch List	2015 SEC Freshman of the Year (Coaches, AP)
Naismith Early Season Watch List (2015-16)	2015 All-SEC First Team (Coaches, AP)
2015 USA Basketball Female Athlete of the Year	2015 SEC All-Freshman Team
2015 Rainbow Wahine Showdown Tournament MVP	USBWA National Freshman of the Week (Dec. 1-7)
Three-time SEC Player of the Week	Five-time SEC Freshman of the Week
Preseason All-America Second Team (Lindy's, SI, ESPN)	2014 National High School Player of the Year (WBCA, Naismith, Parade)
Preseason All-America Honorable Mention (AP)	2014 McDonald's and Parade (HS) All-America
Preseason All-SEC First Team (Media, Coaches)	Three-time SCISA Player of the Year
2015 All-America Third Team (AP)	
2015 All-America Honorable Mention (WBCA)	

Miscellaneous

	Season	Career
Double-Double	9	14
20+ Points	5	10
10+ Points	15	44
10+ Rebounds	10	15
5+ Blocks	4	5
Tm-High Points	9	24
Tm-High Rebs.	9	18

Career Highs

Pts 28 vs. Duke, 12/6/15
Rebs 19 at Kentucky, 3/1/15
Blks 8, 2x, last vs. Texas A&M, 1/17/16
Stls 3, 4x, last vs. C. Michigan, 12/20/14
Assts 4 vs. CSU Bakersfield, 11/28/15
Min 38 vs. Texas A&M, 1/17/16

2015-16 Highs

Pts 28 vs. Duke, 12/6
Rebs 14 vs. Ohio State, 11/13
Blks 8, 2x, last vs. Texas A&M, 1/17
Stls 2, 3x, last vs. Missouri, 1/10
Assts 4 vs. CSU Bakersfield, 11/28
Min 38 vs. Texas A&M, 1/17

SEC Career Highs

Pts 26, 2x, last at Kentucky, 1/14/16
Rebs 19 at Kentucky, 3/1/15
Blks 8, 2x, last vs. Texas A&M, 1/17/16
Stls 2, 2x, last vs. Missouri, 1/10/16
Assts 3, 2x, last vs. Alabama, 1/29/15
Min 38 vs. Texas A&M, 1/17/16

2015-16

- Leads team in scoring and is second in rebounding
- Ranks 30th in the nation in double-doubles and is 10th with an SEC-leading 3.2 blocked shots per game
- Among SEC's top 10 in field goal percentage (2nd), rebounding (3rd) and scoring (6th)
- Team's top scorer nine times – Ohio St., UNCG, vs. Arizona St., vs. CSUB, at Hawaii, Duke, at Ky., Texas A&M, Ole Miss
- Team's top rebounder nine times – Ohio St., vs. Arizona St., vs. CSUB, at Hawaii, Duke, Elon, Ark., at Ky., at Miss. St.
- Scored game's first six points and seven of first 11 of second half against Ole Miss (Jan. 28)
- Overcame tough shooting night at #10/10 Mississippi State (Jan. 24) to record two of her four blocks and two of her 11 rebounds in the final 2:08, including one of each in the final 13 seconds
- Delivered second-straight 26-point, eight-block game adding eight rebounds against #15/11 Texas A&M (Jan. 17), scoring team's first six points of second half to reclaim lead and adding five during 1:12 span of fourth quarter
- Powered win at #9/9 Kentucky on both sides of the ball with six of her career-high eight blocked shots coming in the second half, along with 15 of her game-high 26 points, including eight points of the 15-2 fourth-quarter run
- Nearly got her double-double in the first half alone against #20/- Missouri (Jan. 10) to go along with career-high tying six blocks in the game
- Scored five straight points in 8-0 third-quarter run to break 41-41 tie against Elon (Dec. 22)
- Personal 6-0 run in fourth quarter against ECU (Dec. 20) set up sixth double-double of the season
- Scored career-high 28 points against #14/13 Duke (Dec. 6), including 20 in the second half and 12 of the team's 16 in the third quarter

2015-16 Game-by-Game

Opponent	Date	GS	MIN	FG-A	3FG-A	FT-A	Reb	A	TO	B	S	TP
Ohio State	11/13	*	21	8-18	0-0	4-4	5-9-14	0	0	2	0	20
UNCG	11/15	*	17	9-14	0-0	1-2	6-4-10	1	2	6	2	19
at Clemson	11/18	*	21	3-10	0-0	1-4	1-4-5	0	0	3	0	7
at UCLA	11/22	*	30	4-9	0-0	3-5	2-8-10	3	2	4	1	11
vs. Arizona State	11/27	*	28	8-11	0-0	2-2	2-9-11	1	6	1	2	18
vs. CSUB	11/28	*	31	10-14	0-0	6-9	2-6-8	4	0	4	0	26
vs. Hawaii	11/29	*	27	8-15	0-0	2-2	2-3-5	0	1	2	0	18
Duke	12/6	*	32	10-19	0-0	8-10	6-5-11	2	3	3	1	28
Winthrop												
Hampton												
vs. East Carolina	12/20	*	22	7-10	0-0	1-1	3-7-10	0	2	2	1	15
Elon	12/22	*	25	5-12	0-0	2-5	2-6-8	2	1	3	1	12
Arkansas	1/3	*	25	7-12	0-0	0-1	4-6-10	1	2	0	0	14
at Vanderbilt	1/7	*	24	1-3	0-0	2-4	0-6-6	2	1	0	0	4
Missouri	1/10	*	27	3-10	0-0	5-6	2-9-11	1	0	6	2	11
at Kentucky	1/14	*	32	11-16	0-0	4-9	6-7-13	2	2	8	1	26
Texas A&M	1/17	*	38	11-19	0-0	4-6	2-6-8	1	4	8	0	26
at Auburn	1/21	*	17	4-7	0-0	3-4	2-4-6	2	1	0	0	11
at Miss. State	1/24	*	26	3-11	0-0	0-2	2-9-11	1	2	4	0	6
Ole Miss	1/28	*	26	6-12	0-0	5-5	4-5-9	2	1	1	1	17

- Named MVP of Rainbow Wahine Showdown, averaging 20.7 points on 65.0 percent shooting (26-of-40), 8.0 rebounds and 2.3 blocks, helping her to SEC co-Player of the Week honors as well (Nov. 24-30)

- Tallied 26 points against CSUB (Nov. 28), including 16 in second half to break open eight-point game at halftime
- Grabbed three of her fourth-quarter rebounds in the final seven seconds of a tie game, including two offensive, getting fouled on the final one and hitting the resulting two free throws with 0.6 seconds to deliver the win over #16/18 Arizona State (Nov. 27)
- Hit from the left block to launch a 10-4 run that broke a 58-58 tie with 3:50 left to play and put the Gamecocks up for good at UCLA (Nov. 22)
- Tied her career high with six blocks against UNCG (Nov. 15), while posting her second double-double in as many games (19 pts/10 rebs)
- Scored 12 of her team-high 20 points against #6/10 Ohio State (Nov. 13) in the fourth quarter, including six of the team's 10 points in the final 2:35 to deliver the win

Career Stats at South Carolina

Year	GP	GS	Min	Avg	FG	FGA	Pct	3FG	FGA	Pct	FT	FTA	Pct	Off	Def	Tot	Avg	PF	FO	A	TO	Blk	Stl	Pts	Avg
2014-15	37	1	734	19.8	177	329	.538	1	3	.333	131	198	.662	78	165	243	6.6	72	1	37	62	65	32	486	13.1
2015-16	18	18	469	26.1	118	222	.532	0	0	—	53	81	.654	53	113	166	9.2	42	1	25	30	57	12	289	16.1
Career	55	19	1203	21.9	295	551	.535	1	3	.333	184	279	.659	131	278	409	7.4	114	2	62	92	122	44	775	14.1



Official Basketball Box Score - Game Totals - Final Statistics
#6/10 Ohio State vs South Carolina
 11/13/15 7 p.m. at Columbia, S.C./Colonial Life Arena



#6/10 Ohio State 80 • 0-1

#	Player	Total		3-Ptr		Rebounds			PF	TP	A	TO	Blk	Stl	Min
		FG-FGA	FT-FTA	FG-FGA	FT-FTA	Off	Def	Tot							
22	Alexa Hart	f	1-5	0-0	0-0	4	1	5	3	2	0	0	2	0	19
32	Shayla Cooper	f	2-17	0-4	0-0	3	12	15	5	4	1	8	0	2	33
03	Kelsey Mitchell	g	10-24	4-9	12-13	0	2	2	4	36	1	3	3	0	38
13	Cait Craft	g	1-3	0-1	3-4	1	0	1	3	5	0	2	1	5	31
14	Amethyst Alston	g	8-19	4-5	3-3	0	3	3	2	23	0	1	1	1	38
12	Kianna Holland	g	2-4	1-3	0-0	0	0	0	3	5	0	0	0	0	8
20	Asia Doss	g	1-2	1-1	0-0	0	0	0	1	3	1	1	0	1	5
21	Lisa Blair	g	1-3	0-0	0-0	5	3	8	4	2	0	2	2	1	12
24	Makayla Waterman	g	0-3	0-0	0-0	2	1	3	3	0	0	1	1	2	13
34	Theresa Ekhelar	g	0-0	0-0	0-0	0	0	0	1	0	0	0	0	0	3
	Team					3	2	5							
	Totals		26-80	10-23	18-20	18	24	42	29	80	3	18	10	13	200

1st	FG %:	8-21	38.1%	2nd	8-18	44.4%	3rd	6-23	26.1%	4th	4-18	22.2%	Game	26-80	32.5%	Rebounds	18-23	43.5%
	3FG %:	5-8	62.5%		2-3	66.7%		1-7	14.3%		2-5	40.0%		10-23	43.5%			
	FT %:	5-5	100.0%		3-3	100.0%		2-2	100.0%		8-10	80.0%		18-20	90.0%			1,1

South Carolina 88 • 1-0

#	Player	Total		3-Ptr		Rebounds			PF	TP	A	TO	Blk	Stl	Min
		FG-FGA	FT-FTA	FG-FGA	FT-FTA	Off	Def	Tot							
22	WILSON, A'ja	f	8-18	0-0	4-4	5	9	14	0	20	0	0	2	0	21
24	IMOVBIQH, Sarah	f	4-5	0-0	0-2	3	7	10	3	8	0	1	0	0	16
05	SESSIONS, Khadijah	g	3-8	0-0	6-8	0	3	3	4	12	3	3	0	4	36
23	ROY, Tina	g	1-6	1-6	0-0	0	1	1	2	3	1	1	0	0	23
25	MITCHELL, Tiffany	g	6-12	2-4	1-2	1	2	3	4	15	3	8	1	4	32
00	COLLEY, Shay	g	0-0	0-0	0-0	0	0	0	3	0	1	0	0	0	6
01	CUEVAS, Bianca	g	1-5	0-1	3-4	0	0	0	2	5	1	1	0	0	8
03	DUCKETT, Kaydra	g	0-1	0-0	0-0	0	0	0	1	0	0	0	0	0	3
31	DOZIER, Asia	g	1-2	0-0	2-2	0	0	0	0	4	1	2	0	0	12
40	WHITE, Jatarie	g	1-3	0-0	2-3	1	2	3	0	4	2	0	0	0	15
41	COATES, Alaina	g	6-9	0-0	5-10	4	9	13	1	17	0	3	3	1	28
	Team					2	2	4							
	Totals		31-69	3-11	23-35	16	35	51	20	88	11	20	6	9	200

1st	FG %:	9-19	47.4%	2nd	4-12	33.3%	3rd	6-17	35.3%	4th	12-21	57.1%	Game	31-69	44.9%	Rebounds	16-35	45.0%
	3FG %:	1-3	33.3%		0-2	0.0%		2-4	50.0%		0-2	0.0%		3-11	27.3%			
	FT %:	11-14	78.6%		7-12	58.3%		5-7	71.4%		0-2	0.0%		23-35	65.7%			9,2

Officials: Beverly Roberts, Mark Zentz, Kevin Pethel
 Technical fouls: #6/10 Ohio State-None. South Carolina-None.
 Attendance: 16815

Score by periods	1st	2nd	3rd	4th	Total
#6/10 Ohio State	26	21	15	18	80
South Carolina	30	15	19	24	88

Points In Off 2nd Fast
 OSU 52 20 14 8 9 10
 SC 20 21 16 30

Score tied - 6 times.
 Lead changed - 6 times.

Last FG - OSU 4th-02:35, SC 4th-00:08.
 Largest lead - OSU by 6 3rd-08:26, SC by 15 1st-03:56.
 OSU led for 08:14. SC led for 28:41. Game was tied for 03:05.



Official Basketball Box Score - Game Totals - Final Statistics
UNCG vs South Carolina
 11/15/15 3 p.m. at Columbia, S.C./Colonial Life Arena



UNCG 44 • 1-1

#	Player	Total		3-Ptr		Rebounds			PF	TP	A	TO	Blk	Stl	Min
		FG-FGA	FT-FTA	FG-FGA	FT-FTA	Off	Def	Tot							
15	Jade Scaife	f	2-5	0-0	0-1	0	2	2	3	4	0	2	1	1	26
22	India Timpton	f	0-6	0-0	0-0	4	2	6	4	0	0	5	0	1	27
44	Mariah Wilson	c	1-3	0-0	0-1	2	3	5	3	2	0	1	1	2	21
03	Jazmine Missouri	g	2-5	1-2	2-2	1	1	2	0	7	1	3	0	0	21
12	Lucy Mason	g	7-20	1-5	5-6	0	2	2	2	20	1	3	0	2	40
00	Ashley Bearden	g	0-0	0-0	0-0	0	0	0	0	1	0	0	0	0	6
01	Keli Foster	g	0-1	0-0	0-0	0	1	1	1	0	0	2	0	0	6
10	Gena Penick	g	0-1	0-0	0-0	1	0	1	4	0	0	1	0	0	3
14	Bailey Williams	g	0-1	0-1	1-2	0	0	0	1	1	2	3	0	0	10
21	Medena Bartley	g	0-0	0-0	0-0	0	0	0	0	0	0	0	0	0	4
23	Jayda Luckie	g	1-3	0-0	0-0	1	0	1	1	2	0	0	0	0	6
25	Shanese Harris	g	3-17	1-5	1-2	3	3	6	1	8	0	1	0	0	30
	Team					3	7	10							
	Totals		16-62	3-13	9-14	15	21	36	21	44	4	21	2	6	200

1st	FG %:	5-12	41.7%	2nd	4-14	28.6%	3rd	3-17	17.6%	4th	4-19	21.1%	Game	16-62	25.8%	Rebounds	16-23	43.5%
	3FG %:	2-3	66.7%		0-2	0.0%		1-4	25.0%		0-4	0.0%		3-13	23.1%			
	FT %:	4-4	100.0%		1-3	33.3%		2-4	50.0%		2-3	66.7%		9-14	64.3%			4,2

South Carolina 92 • 2-0

#	Player	Total		3-Ptr		Rebounds			PF	TP	A	TO	Blk	Stl	Min
		FG-FGA	FT-FTA	FG-FGA	FT-FTA	Off	Def	Tot							
22	WILSON, A'ja	f	9-14	0-0	1-2	6	4	10	0	19	1	2	6	2	17
41	COATES, Alaina	c	6-7	0-0	0-3	2	5	7	2	12	0	0	0	3	13
05	SESSIONS, Khadijah	g	1-2	0-0	0-0	0	1	1	2	2	4	0	0	2	18
23	ROY, Tina	g	3-8	3-8	0-0	0	0	0	0	9	6	0	0	0	19
25	MITCHELL, Tiffany	g	3-11	2-7	2-2	0	2	2	2	10	5	1	0	2	23
00	COLLEY, Shay	g	3-5	1-1	0-0	1	1	2	2	7	1	2	0	1	16
01	CUEVAS, Bianca	g	2-4	1-3	6-8	0	2	1	1	11	1	3	0	2	19
03	DUCKETT, Kaydra	g	0-0	0-0	0-0	0	1	1	1	0	0	1	1	0	10
24	IMOVBIQH, Sarah	g	5-7	0-0	4-6	5	6	11	3	14	0	0	0	2	21
31	DOZIER, Asia	g	1-4	1-4	0-0	0	2	2	2	3	6	0	0	0	26
40	WHITE, Jatarie	g	2-4	0-0	1-2	0	3	3	0	5	1	0	1	0	13
44	FARMER, India	g	0-1	0-1	0-0	0	1	1	0	0	0	0	2	0	5
	Team					1	4	5							
	Totals		35-67	8-24	14-23	15	32	47	15	92	25	10	15	200	

1st	FG %:	11-18	61.1%	2nd	9-19	47.4%	3rd	12-19	63.2%	4th	3-11	27.3%	Game	35-67	52.3%	Rebounds	16-35	45.0%
	3FG %:	4-7	57.1%		1-3	33.3%		3-8	37.5%		0-6	0.0%		8-24	33.3%			
	FT %:	1-3	33.3%		7-11	63.6%		0-1	0.0%		6-8	75.0%		14-23	60.9%			3

Officials: Scott Yarbrough, Troy Winders, Nick Marshall
 Technical fouls: UNCG-None. South Carolina-None.
 Attendance: 13607

Score by periods	1st	2nd	3rd	4th	Total
UNCG	16	9	9	10	44
South Carolina	27	26	27	12	92

Points In Off 2nd Fast
 UNCG 18 4 10 8 11
 SC 52 29 16 13 40

Score tied - 1 time.
 Lead changed - 0 times.

Last FG - UNCG 4th-00:55, SC 4th-02:39.
 Largest lead - UNCG None, SC by 51 4th-03:32.
 UNCG led for 00:00. SC led for 39:22. Game was tied for 00:34.



Official Basketball Box Score - Game Totals - Final Statistics
South Carolina vs Clemson
 11/18/15 7:00 PM at Clemson, S.C.



South Carolina 67 • 3-0

#	Player	Total		3-Ptr		Rebounds			PF	TP	A	TO	Blk	Stl	Min
		FG-FGA	FT-FTA	FG-FGA	FT-FTA	Off	Def	Tot							
22	WILSON, A'ja	f	3-10	0-0	1-4	1	4	5	3	7	0	0	3	0	21
41	COATES, Alaina	c	4-7	0-0	2-4	5	1	6	3	10	1	2	2	1	22
05	SESSIONS, Khadijah	g	0-1	0-1	0-0	0	2	2	2	0	5	1	0	1	19
23	ROY, Tina	g	1-6	1-6	0-0	0	1	1	1	3	1	0	0	1	22
25	MITCHELL, Tiffany	g	6-12	4-7	2-4	3	2	5	1	18	0	1	0	4	25
00	COLLEY, Shay	g	0-3	0-1	5-6	2	1	3	0	5	2	0	0	1	16
01	CUEVAS, Bianca	g	2-7	0-3	0-0	0	1	1	1	4	2	0	0	2	17
24	IMOVBIQH, Sarah	g	3-4	0-0	3-8	4	2	6	1	9	0	0	0	2	19
31	DOZIER, Asia	g	3-9	2-7	0-0	0	1	1	0	8	0	1	0	0	21
40	WHITE, Jatarie	g	1-4	0-0	1-2	4	2	6	3	2	0	1	0	0	18
	Team					3	2	5							
	Totals		23-63	7-25	14-28	22	19	41	15	67	13	5	6	12	200

1st	FG %:	6-20	30.0%	2nd	4-12	33.3%	3rd	9-12	75.0%	4th	4-19	21.1%
-----	-------	------	-------	-----	------	-------	-----	------	-------	-----	------	-------



Official Basketball Box Score - Game Totals - Final Statistics
#16/18 Arizona State vs South Carolina
 11/27/15 2:30pm HT at Honolulu, Oahu



#16/18 Arizona State 58 • 1-2

#	Player	Total		3-Ptr		Rebounds			PF	TP	A	TO	Blk	Stl	Min
		FG-FGA	FT-FTA	FG-FGA	FT-FTA	Off	Def	Tot							
21	Brunner, Sophie	f	1-6	0-0	4-6	3	7	10	1	6	2	6	0	3	29
22	Moos, Kelsey	f	2-5	0-0	1-2	2	0	2	1	5	0	1	0	0	18
24	Domstauder, Quinn	c	2-5	0-0	1-2	5	2	7	1	5	0	4	1	2	26
00	Hempen, Katie	g	4-10	4-7	0-0	1	4	5	2	12	2	3	0	3	29
23	Davis, Elisha	g	4-12	2-6	0-0	0	0	0	3	10	5	0	0	1	26
01	Hawkins, Arnecia	g	3-10	0-1	1-2	1	1	2	2	7	0	0	0	1	21
03	Haines, Sabrina	g	2-2	2-2	0-0	2	1	3	0	6	0	1	0	0	11
11	Amukumara, Peace	g	2-4	0-1	1-2	0	4	4	4	5	1	3	0	0	17
33	Johnson-Chapman, Cha	g	0-0	0-0	0-0	0	0	0	0	0	0	0	0	0	1
42	Ibis, Kianna	g	0-2	0-1	0-0	0	0	0	0	0	0	0	0	0	4
43	Normen, Eliza	g	1-5	0-2	0-0	0	2	2	1	2	0	1	0	1	18
	Team					2	2	4							
	Totals		21-61	8-20	8-14	16	23	39	15	58	10	19	1	11	200

1st-FG %: 7-16 43.8% 2nd: 5-15 33.3% 3rd: 3-13 23.1% 4th: 6-17 35.3% Game: 21-61 34.4% Deadball Rebounds 2
 3FG %: 2-6 33.3% 2-5 40.0% 2-5 40.0% 2-4 50.0% 8-20 40.0%
 FT %: 1-2 50.0% 4-8 50.0% 1-2 50.0% 2-2 100.0% 8-14 57.1%

South Carolina 60 • 5-0

#	Player	Total		3-Ptr		Rebounds			PF	TP	A	TO	Blk	Stl	Min
		FG-FGA	FT-FTA	FG-FGA	FT-FTA	Off	Def	Tot							
22	WILSON, A'ja	f	8-11	0-0	2-2	2	9	11	2	18	1	6	1	2	28
41	COATES, Alaina	c	3-6	0-0	0-1	3	4	7	2	6	1	2	1	1	23
05	SESSIONS, Khadijah	g	2-7	0-2	2-2	3	0	3	1	6	0	1	0	2	30
23	ROY, Tina	g	1-7	1-3	0-0	0	2	2	0	3	3	2	1	0	22
25	MITCHELL, Tiffany	g	2-7	0-3	2-2	0	1	1	2	6	1	2	0	2	36
00	COLLEY, Shay	g	0-2	0-1	0-0	0	1	1	1	0	0	1	0	0	10
01	CUEVAS, Bianca	g	7-13	0-2	4-7	0	2	2	2	18	0	2	0	2	18
24	IMOVBIQH, Sarah	g	0-1	0-0	1-2	3	5	8	3	1	0	2	0	0	16
31	DOZIER, Asia	g	1-2	0-0	0-0	0	1	1	0	2	0	1	0	1	5
40	WHITE, Jatarie	g	0-2	0-0	0-0	1	1	2	3	0	0	1	0	0	12
	Team					2	2	4							
	Totals		24-58	1-11	11-16	14	28	42	16	60	6	21	3	10	200

1st-FG %: 5-17 29.4% 2nd: 7-13 53.8% 3rd: 7-12 58.3% 4th: 5-16 31.3% Game: 24-58 41.4% Deadball Rebounds 2
 3FG %: 0-1 0.0% 0-3 0.0% 1-5 20.0% 1-11 9.1% 1-11 9.1%
 FT %: 4-4 100.0% 2-5 40.0% 1-2 50.0% 4-5 80.0% 11-16 68.8%

Officials: Skelly Wingard, Victor Dunomes, Ethan Kahoano
 Technical fouls: #16/18 Arizona State-None. South Carolina-None.
 Attendance: 2020

Score by periods	1st	2nd	3rd	4th	Total
#16/18 Arizona State	17	16	9	16	58
South Carolina	14	16	15	15	60

Points	In	Off	2nd	Fast	Bench
ASU	16	20	9	0	20
SC	42	18	8	2	21

Last FG - ASU 4th-01:20, SC 4th-00:56.
 Largest lead - ASU by 7 2nd-08:59, SC by 7 4th-07:08.
 ASU led for 15:11. SC led for 13:08. Game was tied for 11:17.
 Score tied - 10 times.
 Lead changed - 11 times.



Official Basketball Box Score - Game Totals - Final Statistics
South Carolina vs CSU Bakersfield
 11/28/15 1:30 p.m. at Honolulu, HI (Stan Sheriff Center)



South Carolina 90 • 6-0

#	Player	Total		3-Ptr		Rebounds			PF	TP	A	TO	Blk	Stl	Min
		FG-FGA	FT-FTA	FG-FGA	FT-FTA	Off	Def	Tot							
22	WILSON, A'ja	f	10-14	0-0	6-9	2	6	8	2	26	4	0	4	0	31
41	COATES, Alaina	c	3-10	0-0	0-2	1	3	4	1	6	0	1	0	0	22
05	SESSIONS, Khadijah	g	3-4	0-0	2-3	1	0	1	1	8	1	0	0	2	26
23	ROY, Tina	g	1-4	1-4	0-0	1	4	5	0	3	3	0	0	0	21
25	MITCHELL, Tiffany	g	3-9	0-2	7-8	0	1	1	0	13	1	1	0	0	32
00	COLLEY, Shay	g	3-3	0-0	0-0	0	2	2	4	6	2	1	0	0	13
01	CUEVAS, Bianca	g	8-12	2-5	2-2	1	3	4	1	20	6	2	0	3	26
24	IMOVBIQH, Sarah	g	3-5	0-0	0-5	3	2	5	2	6	0	0	0	0	15
31	DOZIER, Asia	g	0-1	0-1	0-0	0	0	0	0	0	0	0	0	0	3
40	WHITE, Jatarie	g	1-2	0-0	0-2	1	4	5	1	2	1	0	1	0	11
	Team					1	3	4							
	Totals		35-64	3-12	17-31	11	28	39	12	90	18	5	5	5	200

1st-FG %: 10-19 52.6% 2nd: 7-14 50.0% 3rd: 9-18 50.0% 4th: 9-13 69.2% Game: 35-64 54.7% Deadball Rebounds 6
 3FG %: 0-5 0.0% 0-0 0.0% 1-3 33.3% 2-4 50.0% 3-12 25.0%
 FT %: 7-8 87.5% 4-12 33.3% 0-3 0.0% 6-8 75.0% 17-31 54.8%

CSU Bakersfield 71 • 1-4

#	Player	Total		3-Ptr		Rebounds			PF	TP	A	TO	Blk	Stl	Min
		FG-FGA	FT-FTA	FG-FGA	FT-FTA	Off	Def	Tot							
01	Shannon, Alyssa	*	3-7	1-1	4-4	0	0	0	4	11	5	2	0	0	35
10	Kleist, Keri	*	0-2	0-0	0-0	1	1	2	2	0	0	0	0	0	8
12	Gilbert, Alexus	*	3-7	0-0	1-1	0	1	1	2	7	1	2	0	0	23
15	Williams, Erika	*	3-9	1-3	3-4	0	5	5	5	10	4	1	0	1	33
21	Zempare, Bataba	*	7-11	1-1	4-4	2	6	8	3	19	1	1	0	1	34
00	Fears, Jerice	*	0-0	0-0	0-0	0	2	2	2	0	0	0	0	0	6
02	Sims, Brittany	*	3-5	1-1	1-2	0	1	1	4	8	0	0	0	0	15
04	Torres-Rodriguez, He	*	0-0	0-0	0-0	0	0	0	0	0	0	0	0	0	1
11	Walters, Addi	*	2-6	2-6	0-0	1	0	1	1	6	2	3	0	0	26
13	Vines, Dajj	*	4-9	2-6	0-0	1	4	5	4	10	3	1	0	0	17
23	Carter, Tylinn	*	0-2	0-0	0-0	0	2	2	0	0	0	1	0	0	2
	Team					1	2	3							
	Totals		25-58	8-18	13-15	6	24	30	27	71	16	11	0	2	200

1st-FG %: 5-16 31.3% 2nd: 8-15 53.3% 3rd: 7-16 43.8% 4th: 5-11 45.5% Game: 25-58 43.1% Deadball Rebounds 1,2
 3FG %: 2-4 50.0% 2-7 28.6% 2-3 66.7% 2-2 100.0% 8-18 44.4%
 FT %: 4-4 100.0% 5-5 100.0% 4-6 66.7% 2-2 100.0% 13-15 86.7%

Officials: Jen Zylstra, Victor Dunomes, Tim Tamashiro
 Technical fouls: South Carolina-None. CSU Bakersfield-None.
 Attendance: 2152

Score by periods	1st	2nd	3rd	4th	Total
South Carolina	27	18	19	26	90
CSU Bakersfield	14	23	20	14	71

Points	In	Off	2nd	Fast	Bench
SC	48	16	7	2	34
CSUB	20	7	7	0	24

Last FG - SC 4th-00:02, CSUB 4th-03:03.
 Largest lead - SC by 19 4th-01:01, CSUB None.
 SC led for 39:49. CSUB led for 00:00. Game was tied for 00:11.
 Score tied - 0 times.
 Lead changed - 0 times.



Official Basketball Box Score - Game Totals - Final Statistics
South Carolina vs Hawaii
 11/29/15 5:00 pm HT at Stan Sheriff Center



South Carolina 67 • 7-0, 0-0 SEC

#	Player	Total		3-Ptr		Rebounds			PF	TP	A	TO	Blk	Stl	Min
		FG-FGA	FT-FTA	FG-FGA	FT-FTA	Off	Def	Tot							
22	WILSON, A'ja	f	8-15	0-0	2-2	2	3	5	18	0	1	2	0	27	
41	COATES, Alaina	c	1-3	0-0	1-2	0	1	1	4	3	0	2	3	0	20
05	SESSIONS, Khadijah	g	4-5	1-2	2-2	1	3	4	4	11	4	1	0	4	21
23	ROY, Tina	g	0-1	0-1	0-0	0	0	0	0	2	0	0	1	0	9
25	MITCHELL, Tiffany	g	5-10	2-5	2-2	1	1	2	2	14	2	3	0	0	29
00	COLLEY, Shay	g	1-3	0-1	0-2	1	2	3	1	2	0	1	0	1	12
01	CUEVAS, Bianca	g	5-12	1-3	2-4	1	3	4	1	13	0	2	0	2	29
03	DUCKETT, Kaydra	g	0-0	0-0	0-0	0	0	0	0	0	0	0	0	0	1
24	IMOVBIQH, Sarah	g	1-2	0-0	1-1	1	3	4	0	3	0	1	0	0	13
31	DOZIER, Asia	g	0-2	0-2	3-4	0	0	0	1	3	3	1	0	1	25
40	WHITE, Jatarie	g	0-2	0-0	0-0	0	2	2	4	0	1	1	0	0	14
	Team					2	3	5							
	Totals		25-55	4-14	13-19	9	21	30	22	67	12	14	5	9	200

1st-FG %: 7-17 41.2% 2nd: 5-12 41.7% 3rd: 8-18 44.4% 4th: 5-8 62.5% Game: 25-55 45.5% Deadball Rebounds 4,3
 3FG %: 2-4 50.0% 1-2 50.0% 1-7 14.3% 0-1 0.0% 4-14 28.6%
 FT %: 1-1 100.0% 1-2 50.0% 5-6 83.3% 6-10 60.0% 13-19 68.4%

Hawaii 51 • 4-3, 0-0 BWC

#	Player	Total		3-Ptr		Rebounds			PF	TP	A	TO	Blk	Stl	Min
		FG-FGA	FT-FTA	FG-FGA	FT-FTA	Off	Def	Tot							
05	Toeaina, Sarah	*	2-6	0-3	0-0	1	1	2	3	4	3	3	0	0	28
22	Karaitiana, Ashleigh	*	4-15	2-6	0-0	2	2	4	4	10	3	2	0	1	35
02	Adolpho, Kalei	*	1-4	0-0	3-6	1	6	7	4	5	1	2	1	0</	



Official Basketball Box Score - Game Totals - Final Statistics
Winthrop vs #2/2 South Carolina
 12/13/15 2 p.m. at Columbia, S.C./Colonial Life Arena



Winthrop 37 • 2-7

#	Player	Total		3-Ptr		Rebounds		PF	TP	A	TO	Blk	Stl	Min	
		FG-FGA	FT-FTA	FG-FGA	FT-FTA	Off	Def								Tot
14	WHITAKER, Arianne	f	3-13	0-0	1-4	5	3	8	3	7	0	1	4	3	38
44	MBAMALU, Ezinne	f	3-11	0-0	1-4	4	3	7	3	7	0	2	0	1	30
01	KILPATRICK, Aliyah	g	1-11	0-2	0-0	2	3	5	4	2	1	2	0	1	36
02	BANKS, Jimechea	g	2-5	0-3	0-1	1	0	1	2	4	4	5	0	1	27
33	WILLIAMS, Erica	g	4-18	1-3	1-4	1	3	4	2	10	3	2	0	2	37
05	JACKSON, Nuba	g	3-6	0-1	1-2	0	2	2	2	7	1	2	0	1	26
15	JACKSON, Naima	g	0-0	0-0	0-0	0	0	0	0	0	0	0	0	0	6
Team						4	1	5							
Totals			16-64	1-9	4-15	17	15	32	16	37	9	14	4	9	200

1st - FG %: 3-20 15.0% 2nd: 3-9 33.3% 3rd: 6-18 33.3% 4th: 4-17 23.5% Game: 16-64 25.0% Deadball Rebounds 6,1
 3FG %: 0-4 0.0% 0-1 0.0% 0-2 0.0% 1-2 50.0% 1-9 11.1% 4-15 26.7%
 FT %: 1-2 50.0% 0-0 0.0% 2-7 28.6% 1-6 16.7%

#2/2 South Carolina 86 • 9-0

#	Player	Total		3-Ptr		Rebounds		PF	TP	A	TO	Blk	Stl	Min	
		FG-FGA	FT-FTA	FG-FGA	FT-FTA	Off	Def								Tot
24	IMOVBIQH, Sarah	f	3-3	0-0	1-1	1	3	4	0	7	1	1	1	0	22
41	COATES, Alaina	c	13-15	0-0	3-5	6	10	16	4	29	0	1	10	1	30
05	SESSIONS, Khadijah	g	2-3	0-1	0-0	0	1	1	2	4	6	1	0	1	15
23	ROY, Tina	g	1-6	1-6	0-0	0	0	0	0	3	3	0	0	0	11
25	MITCHELL, Tiffany	g	4-8	3-6	1-2	1	4	5	0	12	3	4	0	1	22
00	COLLEY, Shay	g	1-4	1-3	0-0	1	3	4	1	3	4	2	1	3	24
01	CUEVAS, Bianca	g	4-11	1-2	4-4	0	2	2	2	13	1	2	0	1	22
03	DUCKETT, Kaydra	g	1-4	0-1	0-0	0	2	2	1	2	3	0	0	1	15
31	DOZIER, Asia	g	3-4	3-4	0-0	0	2	2	0	9	3	2	0	1	18
40	WHITE, Jatarie	g	2-2	0-0	0-0	1	8	9	3	4	1	0	4	1	18
44	FARMER, India	g	0-2	0-1	0-0	1	0	1	0	0	0	0	0	0	3
Team						1	1	2							
Totals			34-62	9-24	9-12	12	36	48	13	86	25	13	16	10	200

1st - FG %: 10-14 71.4% 2nd: 8-14 57.1% 3rd: 7-18 38.9% 4th: 9-16 56.3% Game: 34-62 54.8% Deadball Rebounds 3
 3FG %: 4-7 57.1% 1-5 20.0% 3-9 33.3% 1-3 33.3% 9-24 37.5%
 FT %: 2-3 66.7% 3-4 75.0% 3-4 75.0% 0-1 0.0% 9-12 75.0%

Officials: Dee Kantner, Laura Morris, Chaney Muench
 Technical fouls: Winthrop-None. #2/2 South Carolina-None.
 Attendance: 13409

Score by periods	1st	2nd	3rd	4th	Total
Winthrop	7	6	14	10	37
#2/2 South Carolina	26	21	20	19	86

Points	In	Off	2nd	Fast	Bench
WU	Paint	T/O	Chance	Break	
SC	50	20	14	19	31

Last FG - WU 4th-00:47, SC 4th-00:56.
 Largest lead - WU None, SC by 52 4th-03:11.
 WU led for 00:00. SC led for 38:49. Game was tied for 01:11.

Score tied - 1 time.
 Lead changed - 0 times.



Official Basketball Box Score - Game Totals - Final Statistics
Hampton vs #2/2 South Carolina
 12/16/15 7 p.m. at Columbia, S.C./Colonial Life Arena



Hampton 48 • 1-8

#	Player	Total		3-Ptr		Rebounds		PF	TP	A	TO	Blk	Stl	Min	
		FG-FGA	FT-FTA	FG-FGA	FT-FTA	Off	Def								Tot
31	LUPOE, Kaylah	f	3-6	0-0	1-1	2	6	8	5	7	1	1	4	1	27
00	TATE-DEFREITAS, Malia	g	5-15	1-3	3-5	0	2	2	1	14	5	2	0	3	39
03	GILBEAUX, Georgianna	g	0-1	0-0	0-0	0	0	0	0	0	0	0	0	0	15
15	JORDAN, Ryan	g	4-12	1-3	0-0	1	3	4	5	9	1	3	1	2	24
33	GREEN, Chanel	g	1-7	1-2	0-0	0	0	0	3	3	3	3	0	3	39
01	JAMES, Dejane'	g	0-2	0-1	0-0	0	0	0	0	0	0	0	0	0	1
05	WILLIAMS, Natalie	g	0-0	0-0	0-0	0	0	0	0	0	0	0	0	0	1
10	WILLIS, K'lynn	g	0-2	0-2	0-0	0	0	0	0	1	0	0	0	0	8
13	BOYD, Shaleise	g	1-1	0-0	0-0	0	0	0	0	2	0	0	0	0	3
21	SAYLE, Mikayla	g	1-2	0-0	1-2	2	1	3	3	3	0	0	0	0	10
24	DAVIS, Aereana	g	2-5	0-3	0-0	0	0	0	3	4	0	0	0	0	7
30	ROSE, Kristine	g	2-8	2-7	0-0	1	0	0	4	6	2	0	1	1	26
Team						1	1	2							
Totals			19-61	5-21	5-8	6	13	19	25	48	12	9	6	10	200

1st - FG %: 4-12 33.3% 2nd: 4-15 26.7% 3rd: 8-20 40.0% 4th: 3-14 21.4% Game: 19-61 31.1% Deadball Rebounds 2,1
 3FG %: 1-3 33.3% 1-4 25.0% 2-6 33.3% 1-8 12.5% 5-21 23.8%
 FT %: 0-0 0.0% 0-0 0.0% 2-2 100.0% 3-6 50.0%

#2/2 South Carolina 86 • 10-0

#	Player	Total		3-Ptr		Rebounds		PF	TP	A	TO	Blk	Stl	Min	
		FG-FGA	FT-FTA	FG-FGA	FT-FTA	Off	Def								Tot
24	IMOVBIQH, Sarah	f	6-8	0-0	7-9	5	2	7	1	19	0	0	0	0	22
31	DOZIER, Asia	f	2-6	0-2	2-2	1	1	2	0	6	5	1	0	2	24
41	COATES, Alaina	c	8-11	0-0	6-9	2	10	12	1	22	2	3	1	0	26
05	SESSIONS, Khadijah	g	2-3	1-1	0-0	4	2	5	2	3	0	3	0	0	17
25	MITCHELL, Tiffany	g	4-11	3-6	6-8	4	2	6	1	17	2	0	0	1	29
00	COLLEY, Shay	g	0-0	0-0	0-0	0	2	2	1	0	0	3	0	0	8
01	CUEVAS, Bianca	g	2-6	1-3	1-1	0	1	1	0	6	1	2	0	0	17
03	DUCKETT, Kaydra	g	1-2	1-2	0-0	1	1	2	3	3	2	0	0	0	12
23	ROY, Tina	g	0-3	0-2	0-0	0	3	3	0	3	0	1	0	0	24
40	WHITE, Jatarie	g	3-8	0-0	2-2	2	5	7	4	8	0	4	1	0	21
Team						3	3	6							
Totals			28-58	6-16	24-31	18	34	52	13	86	17	17	2	3	200

1st - FG %: 4-12 33.3% 2nd: 6-17 35.3% 3rd: 8-10 80.0% 4th: 10-15 66.7% Game: 28-58 48.3% Deadball Rebounds 5,3
 3FG %: 0-4 0.0% 1-4 25.0% 3-4 75.0% 2-4 50.0% 6-16 37.5%
 FT %: 6-7 85.7% 0-0 0.0% 10-16 62.5% 5-5 100.0%

Officials: Mark Zentz, Mary Day, Metta Roberts
 Technical fouls: Hampton-ROSE, Kristine. #2/2 South Carolina-None.
 Attendance: 12117

Score by periods	1st	2nd	3rd	4th	Total
Hampton	9	9	20	10	48
#2/2 South Carolina	14	16	29	27	86

Points	In	Off	2nd	Fast	Bench
HU	Paint	T/O	Chance	Break	
SC	42	18	1	10	15

Last FG - HU 4th-05:19, SC 4th-00:26.
 Largest lead - HU None, SC by 38 4th-00:26.
 HU led for 00:00. SC led for 38:33. Game was tied for 01:27.

Score tied - 0 times.
 Lead changed - 0 times.



Official Basketball Box Score - Game Totals - Final Statistics
East Carolina vs #2/2 South Carolina
 12/20/15 1 p.m. at Myrtle Beach (SC) Convention Center



East Carolina 57 • 6-6

#	Player	Total		3-Ptr		Rebounds		PF	TP	A	TO	Blk	Stl	Min	
		FG-FGA	FT-FTA	FG-FGA	FT-FTA	Off	Def								Tot
23	PAYNE, Jada	f	3-11	2-6	6-6	3	3	6	1	14	0	2	1	1	39
24	TAYLOR, I'Tiana	f	8-18	0-0	1-1	4	3	7	3	16	1	1	1	1	24
55	LARAMIE, Marina	c	4-14	3-7	2-2	3	7	10	4	13	0	4	0	0	36
02	TOURE, Khadijah	g	1-9	0-4	2-2	0	3	3	4	3	3	0	0	0	26
04	GRAY, DeVaughn	g	0-3	0-3	0-0	0	1	1	2	0	0	0	0	0	14
01	FRAZIER, Alex	g	1-2	0-0	1-1	1	1	2	4	3	2	3	0	0	19
03	WOMBLE, Manesha	g	0-0	0-0	0-0	0	0	0	0	0	0	0	0	0	1
13	CSUTORAS, Fanni	g	2-8	1-3	0-0	0	1	1	4	5	1	0	0	0	28
40	HOLSTON, Gabrielle	g	0-4	0-0	2-2	0	2	2	5	2	0	0	1	1	13
Team						1	4	5							
Totals			19-69	6-23	13-14	12	25	37	26	57	7	13	3	3	200

1st - FG %: 5-16 31.3% 2nd: 3-15 20.0% 3rd: 9-21 42.9% 4th: 2-17 11.8% Game: 19-69 27.5% Deadball Rebounds 0
 3FG %: 1-7 14.3% 2-5 40.0% 2-6 33.3% 6-23 26.1% 1-5 20.0% 13-14 92.9%
 FT %: 4-4 100.0% 2-3 66.7%

#2/2 South Carolina 88 • 11-0

#	Player	Total		3-Ptr		Rebounds		PF	TP	A	TO	Blk	Stl	Min
		FG-FGA	FT-FTA	FG-FGA	FT-FTA	Off								



Official Basketball Box Score - Game Totals - Final Statistics
Arkansas vs #2/2 South Carolina
 01/03/16 3 p.m. at Columbia, S.C./Colonial Life Arena



Arkansas 32 • 5-9 (0-1 SEC)

#	Player	Total			3-Ptr			Rebounds			PF	TP	A	TO	Blk	Stl	Min
		FG	FGA	FT	FTA	FG	FGA	FT	FTA	Off							
00	JACKSON, Jessica	f	4-12	0-3	1-2	1	3	4	3	9	1	2	0	1	29		
05	COOLEY, Alecia	c	0-4	0-0	2-2	2	4	6	3	2	1	4	1	0	29		
33	MONK, Malica	g	1-6	0-0	0-0	0	0	0	3	2	0	1	0	0	27		
21	COSPER, Devin	g	1-4	0-3	0-0	0	1	1	0	2	4	2	0	1	21		
33	WOLFF, Melissa	g	4-10	0-0	1-2	2	5	7	4	9	1	1	0	2	33		
04	SWENSON, Keiryn	g	2-5	0-1	0-0	0	2	2	0	4	0	0	0	0	18		
12	FREEMAN, Briunna	g	0-3	0-0	0-2	1	0	1	1	0	1	2	0	0	12		
15	BROOKS, Kelsey	g	0-3	0-2	0-0	0	0	0	1	0	0	1	0	0	7		
22	ZIMMERMAN, Bailey	g	0-1	0-1	0-0	0	1	1	0	0	0	0	0	1	5		
24	DANBERRY, Jordan	g	1-5	1-2	1-2	1	0	1	1	4	1	4	0	0	14		
32	WEST, Khadijah	g	0-1	0-0	0-0	0	0	0	1	0	0	0	0	0	5		
Team						2			1			1					
Totals			13-54	1-12	5-10	9	17	26	17	32	9	18	1	5	200		

1st-FG %: 4-15 26.7% 2nd: 4-12 33.3% 3rd: 2-14 14.3% 4th: 3-13 23.1% Game: 13-54 24.1% Deadball Rebounds: 2,1
 3FG %: 0-3 0.0% 1-4 25.0% 0-2 0.0% 0-3 0.0% 1-12 8.3%
 FT %: 1-2 50.0% 0-0 0.0% 3-4 75.0% 1-4 25.0% 5-10 50.0%

#2/2 South Carolina 85 • 13-0 (1-0 SEC)

#	Player	Total			3-Ptr			Rebounds			PF	TP	A	TO	Blk	Stl	Min
		FG	FGA	FT	FTA	FG	FGA	FT	FTA	Off							
22	WILSON, A'ja	f	7-12	0-0	0-1	4	6	10	2	14	1	2	0	0	25		
41	COATES, Alaina	c	4-5	0-0	3-3	0	10	10	3	11	2	0	1	1	26		
05	SESSIONS, Khadijah	g	3-4	1-1	0-0	1	2	3	0	7	4	1	1	3	25		
23	ROY, Tina	g	7-13	7-12	0-0	0	1	1	0	21	3	0	0	1	29		
25	MITCHELL, Tiffany	g	4-9	2-5	2-3	0	3	3	0	12	4	3	0	2	26		
01	CUEVAS, Bianca	g	4-8	1-5	1-2	1	1	2	1	10	3	3	0	3	24		
03	DUCKETT, Kaydra	g	0-0	0-0	0-0	0	2	2	0	0	2	0	1	7			
24	IMOVBIQH, Sarah	g	4-7	0-0	1-2	4	3	7	2	9	0	3	0	0	17		
40	WHITE, Jatarie	g	0-5	0-0	1-2	2	3	5	1	1	1	1	0	0	18		
44	FARMER, India	g	0-0	0-0	0-0	0	1	1	0	0	0	0	0	0	3		
Team						3			1			4					
Totals			33-63	11-23	8-13	15	33	48	11	85	18	15	2	11	200		

1st-FG %: 4-18 22.2% 2nd: 14-19 73.7% 3rd: 11-18 61.1% 4th: 4-8 50.0% Game: 33-63 52.4% Deadball Rebounds: 2,2
 3FG %: 0-4 0.0% 5-7 71.4% 6-11 54.5% 0-1 0.0% 11-23 47.8%
 FT %: 1-2 50.0% 2-2 100.0% 1-3 33.3% 4-6 66.7%

Officials: Sue Blauch, Eric Brewton, Troy Winders
 Technical fouls: Arkansas-None. #2/2 South Carolina-None.
 Attendance: 13407

Score by periods	1st	2nd	3rd	4th	Total
Arkansas	9	9	7	7	32
#2/2 South Carolina	9	35	29	12	85

Points	In	Off	2nd	Fast	Bench
AR	Paint	T/O	Chance	Break	
Arkansas	10	8	5	2	8
South Carolina	44	28	20	16	20

Last FG - AR 4th-04:33, SC 4th-03:53.
 Largest lead - AR by 2 1st-08:53, SC by 53 4th-00:38.
 AR led for 02:05. SC led for 31:19. Game was tied for 06:36.
 Score tied - 5 times.
 Lead changed - 3 times.



Official Basketball Box Score - Game Totals - Final Statistics
#2/2 South Carolina vs Vanderbilt
 01/07/16 8 p.m. at Nashville, Tenn. (Memorial Gym)



#2/2 South Carolina 71 • 14-0, 2-0

#	Player	Total			3-Ptr			Rebounds			PF	TP	A	TO	Blk	Stl	Min
		FG	FGA	FT	FTA	FG	FGA	FT	FTA	Off							
22	WILSON, A'ja	f	1-3	0-0	2-4	0	6	6	4	4	2	1	0	0	24		
31	DOZIER, Asia	f	1-5	1-4	0-0	0	1	1	2	3	4	2	0	0	23		
41	COATES, Alaina	c	5-6	0-0	1-4	3	7	10	2	11	1	0	0	0	29		
05	SESSIONS, Khadijah	g	3-5	2-3	2-3	3	1	4	1	10	0	0	0	3	30		
25	MITCHELL, Tiffany	g	8-15	3-6	3-6	1	1	2	3	22	5	2	0	2	34		
01	CUEVAS, Bianca	g	2-6	0-3	0-0	0	1	1	2	4	2	2	0	1	12		
04	CLINEY, Donyiah	g	1-2	0-0	0-0	0	0	0	2	2	0	0	0	0	5		
23	ROY, Tina	g	4-8	4-6	1-2	0	1	1	0	13	1	2	0	1	20		
24	IMOVBIQH, Sarah	g	0-0	0-0	0-0	0	2	2	1	0	0	1	0	0	5		
40	WHITE, Jatarie	g	0-0	0-0	2-4	0	2	2	1	2	0	0	0	0	18		
Team						1			0			1					
Totals			25-50	10-22	11-23	8	22	30	18	71	15	11	0	7	200		

1st-FG %: 6-13 46.2% 2nd: 5-12 41.7% 3rd: 7-14 50.0% 4th: 7-11 63.6% Game: 25-50 50.0% Deadball Rebounds: 9,1
 3FG %: 1-6 16.7% 2-6 33.3% 3-5 60.0% 4-5 80.0%
 FT %: 2-6 33.3% 4-5 80.0% 1-2 50.0% 4-10 40.0%

Vanderbilt 61 • 11-4, 0-2

#	Player	Total			3-Ptr			Rebounds			PF	TP	A	TO	Blk	Stl	Min
		FG	FGA	FT	FTA	FG	FGA	FT	FTA	Off							
44	Rayte'a Long	f	1-1	0-0	0-0	3	1	4	2	2	0	1	0	0	11		
01	Rebekah Dahlman	g	5-10	2-7	2-2	2	4	6	3	14	3	1	0	2	33		
03	Rachel Bell	g	3-12	0-4	3-4	1	1	2	0	9	1	1	0	0	28		
23	Minta Spears	g	1-9	0-5	2-2	0	2	2	4	4	4	3	0	0	39		
33	Christa Reed	g	2-6	2-4	0-0	0	3	3	2	6	0	4	0	1	29		
15	Jasmine Jenkins	g	2-3	0-0	0-0	1	2	3	1	4	2	2	0	2	11		
22	Marq'ues Webb	g	3-5	0-0	1-1	0	3	3	5	7	0	1	0	0	17		
25	Morgan Batey	g	2-3	0-0	2-2	0	2	2	1	6	2	0	0	0	20		
35	Kendall Shaw	g	3-4	0-0	3-4	1	1	2	1	9	0	0	1	0	12		
Team						1			1			2					
Totals			22-53	4-20	13-15	9	20	29	19	61	12	13	1	5	200		

1st-FG %: 2-7 28.6% 2nd: 8-13 61.5% 3rd: 6-16 37.5% 4th: 6-17 35.3% Game: 22-53 41.5% Deadball Rebounds: 1
 3FG %: 1-4 25.0% 1-4 25.0% 1-5 20.0% 1-7 14.3%
 FT %: 5-6 83.3% 4-4 100.0% 2-2 100.0% 2-3 66.7%

Officials: Beverly Roberts, Jesse Dickerson, Douglas Knight
 Technical fouls: #2/2 South Carolina-None. Vanderbilt-None.
 Attendance: 2547

Score by periods	1st	2nd	3rd	4th	Total
#2/2 South Carolina	15	16	18	22	71
Vanderbilt	10	21	15	15	61

Points	In	Off	2nd	Fast	Bench
SC	Paint	T/O	Chance	Break	
South Carolina	30	12	6	10	21
VANDY	30	12	9	6	26

Last FG - SC 4th-00:55, VANDY 4th-02:22.
 Largest lead - SC by 10 4th-00:24, VANDY by 6 3rd-07:31.
 SC led for 25:49. VANDY led for 09:56. Game was tied for 04:08.
 Score tied - 8 times.
 Lead changed - 18 times.



Official Basketball Box Score - Game Totals - Final Statistics
#20/- Missouri vs #2/2 South Carolina
 01/10/16 12 p.m. at Columbia, S.C./Colonial Life Arena



#20/- Missouri 58 • 14-2 (1-2 SEC)

#	Player	Total			3-Ptr			Rebounds			PF	TP	A	TO	Blk	Stl	Min
		FG	FGA	FT	FTA	FG	FGA	FT	FTA	Off							
21	PORTER, Cierra	f	2-7	0-1	6-8	3	4	7	3	10	1	3	0	1	28		
22	FRERICKS, Jordan	f	1-4	0-0	7-8	2	2	4	5	9	0	3	0	1	20		
11	CUNNINGHAM, Sophie	g	4-13	1-5	0-0	0	2	2	5	9	0	1	0	1	24		
03	DUNNINGHAM, Lindsey	g	1-3	1-1	0-0	0	2	2	2	3	1	4	0	0	23		
24	MICHAELIS, Sierra	g	3-11	1-5	0-0	1	2	3	4	7	2	1	0	1	19		
01	DOTY, Lianna	g	0-0	0-0	2-2	1	2	3	2	2	1	3	0	1	9		
02	STOCK, Morgan	g	0-4	0-3	2-2	0	3	3	1	2	2	1	1	0	18		
04	PORTER, Bri	g	0-1	0-1	0-0	0	1	1	1	0	0	0	0	0	3		
10	STOCK, Maddie	g	2-3	1-2	0-0	0	0	0	3	5	0	0	0	0	14		
12	HUDYN, Michelle	g	0-2	0-0	0-0	0	0	0	2	0	1	2	1	0	7		
15	SHEPARD, Carrie	g	0-0	0-0	0-0	1	0	1	0	0	0	0	0	0	3		
20	McDOWELL, Kayla	g	3-5	0-1	1-1	0	4	4	0	7	0	1	0	0	14		
23	ROBINSON, Juanita	g	2-5	0-2	0-0	1	1	2	4	4	3	1	0	1	18		
Team						2			5			4					
Totals			18-58	4-21	18-21	11	26	37	34	58	11	20	2	6	200		



Official Basketball Box Score -- Game Totals -- Final Statistics
#15/11 Texas A&M vs #2/2 South Carolina
 01/17/16 1:30 p.m. at Columbia, S.C./Colonial Life Arena



#15/11 Texas A&M 58 • 13-5 (3-2 SEC)

#	Player	Total		3-Ptr		Rebounds			PF	TP	A	TO	Blk	Stl	Min
		FG-FGA	FG-FGA	FG-FGA	FT-FTA	Off	Def	Tot							
05	Anriell Howard	f	2-5	0-0	0-0	4	5	9	4	4	1	1	0	0	22
00	Khaaila Hillsman	c	1-2	0-0	0-0	2	1	3	3	2	0	1	0	0	21
13	Chelsea Jennings	g	7-14	0-0	0-0	0	7	7	4	14	0	3	0	1	35
24	Jordan Jones	g	6-10	3-5	2-2	0	1	5	17	3	5	1	2	32	
33	Courtney Walker	g	7-18	0-0	2-2	2	3	5	1	16	5	3	1	2	40
01	Courtney Williams	g	1-10	0-1	0-0	2	1	3	0	2	1	1	0	2	12
03	Taylor Cooper	g	0-0	0-0	0-0	0	0	0	0	0	1	0	0	0	1
10	Shlonte Allen	g	0-0	0-0	0-0	0	0	0	0	0	0	0	0	0	1
11	Curtyce Knox	g	0-2	0-1	0-0	0	1	1	0	0	0	0	0	0	6
12	Danni Williams	g	0-0	0-0	0-0	0	0	0	0	0	0	0	0	0	1
21	Jasmine Lumpkin	g	1-3	0-0	1-3	0	2	2	1	3	1	0	0	0	9
23	Rachel Mitchell	g	0-4	0-0	0-0	5	3	8	2	0	0	1	5	3	20
Team			2-2		4										
Totals			25-68	3-7	5-8	17	26	43	21	58	12	15	7	10	200

1st - FG %: 8-16 50.0% 2nd: 5-18 27.8% 3rd: 4-16 25.0% 4th: 8-18 44.4% Game: 25-68 36.8% Deadball Rebounds 1,1
 3FG %: 1-1 100.0% 0-1 0.0% 1-2 50.0% 1-3 33.3% 3-7 42.9%
 FT %: 0-1 0.0% 0-0 0.0% 2-3 66.7% 3-4 75.0% 5-8 62.5%

#2/2 South Carolina 59 • 17-0 (5-0 SEC)

#	Player	Total		3-Ptr		Rebounds			PF	TP	A	TO	Blk	Stl	Min
		FG-FGA	FG-FGA	FG-FGA	FT-FTA	Off	Def	Tot							
22	WILSON, A'ja	f	11-19	0-0	4-6	2	6	8	3	26	1	4	8	0	38
31	DOZIER, Asia	f	0-1	0-1	0-0	1	0	1	0	0	1	2	0	1	13
41	COATES, Alaina	c	2-5	0-0	1-2	1	10	11	3	5	3	1	0	2	34
05	SESSIONS, Khadijah	g	3-5	0-2	2-4	0	2	2	3	8	2	2	0	4	34
25	MITCHELL, Tiffany	g	4-13	1-5	2-5	2	2	4	1	11	2	3	0	4	40
03	CUEVAS, Bianca	g	3-6	1-1	2-2	1	2	3	2	9	2	2	0	1	20
23	ROY, Tina	g	0-3	0-3	0-0	0	2	2	1	0	1	0	0	0	13
24	IMOVBIQH, Sarah	g	0-2	0-0	0-0	1	0	1	0	0	1	0	0	3	
40	WHITE, Jatarie	g	0-0	0-0	0-0	0	0	0	1	0	0	1	1	0	5
Team			0-1		1										
Totals			23-54	2-12	11-19	8	25	33	14	59	12	16	9	12	200

1st - FG %: 7-15 46.7% 2nd: 5-14 35.7% 3rd: 5-14 35.7% 4th: 6-11 54.5% Game: 23-54 42.6% Deadball Rebounds 4,3
 3FG %: 1-1 100.0% 0-5 0.0% 1-2 50.0% 1-2 50.0% 2-12 16.7%
 FT %: 1-1 100.0% 0-0 0.0% 0-0 0.0% 10-18 55.6% 11-19 57.9%

Officials: Lisa Mattingly, Bryan Enterline, Brian Garland
 Technical fouls: #15/11 Texas A&M-None. #2/2 South Carolina-None.
 Attendance: 15406

Score by periods	1st	2nd	3rd	4th	Total
#15/11 Texas A&M	17	10	11	20	58
#2/2 South Carolina	16	10	10	23	59

Points	In	Off	2nd	Fast	Bench
Paint	T/O	Chance	Break		
TAMU	22	19	9	10	5
SC	42	24	8	10	9

Last FG - TAMU 4th-00:00, SC 4th-01:16.
 Largest lead - TAMU by 7 1st-06:30, SC by 6 4th-02:34.
 TAMU led for 17:48. SC led for 21:20. Game was tied for 00:52.
 Score tied - 4 times.
 Lead changed - 19 times.



Official Basketball Box Score -- Game Totals -- Final Statistics
#2/2 South Carolina vs Auburn
 01/21/16 6:00 pm at Auburn Arena -- Auburn, Ala.



#2/2 South Carolina 74 • 18-0, 6-0 SEC

#	Player	Total		3-Ptr		Rebounds			PF	TP	A	TO	Blk	Stl	Min
		FG-FGA	FG-FGA	FG-FGA	FT-FTA	Off	Def	Tot							
22	WILSON, A'ja	f	4-7	0-0	3-4	2	4	6	1	11	2	1	0	0	17
31	DOZIER, Asia	f	0-4	0-3	1-2	0	2	2	1	1	3	0	0	0	20
41	COATES, Alaina	c	8-10	0-0	1-2	5	5	10	2	17	2	4	1	0	26
05	SESSIONS, Khadijah	g	1-1	1-1	2-2	0	3	3	3	5	1	3	0	3	26
25	MITCHELL, Tiffany	g	4-10	1-3	4-4	1	0	1	1	13	5	1	0	3	24
01	CUEVAS, Bianca	g	0-3	0-2	1-2	0	2	2	1	1	2	0	0	0	18
04	CLINEY, Doniyah	g	1-2	1-2	0-0	0	2	2	2	3	3	1	0	0	11
23	ROY, Tina	g	4-7	4-7	0-0	0	0	0	0	12	2	0	0	0	20
24	IMOVBIQH, Sarah	g	1-1	0-0	0-2	1	1	2	2	2	0	0	0	1	17
40	WHITE, Jatarie	g	4-7	0-1	1-2	1	1	2	2	9	0	0	0	0	21
Team			1-3		4										
Totals			27-52	7-19	13-20	11	23	34	15	74	20	12	1	7	200

1st - FG %: 5-13 38.5% 2nd: 7-14 50.0% 3rd: 7-12 58.3% 4th: 8-13 61.5% Game: 27-52 51.9% Deadball Rebounds 4
 3FG %: 0-4 0.0% 2-3 66.7% 3-6 50.0% 2-6 33.3% 7-19 36.8%
 FT %: 3-5 60.0% 4-7 57.1% 3-3 100.0% 3-5 60.0%

Auburn 58 • 12-7, 2-4 SEC

#	Player	Total		3-Ptr		Rebounds			PF	TP	A	TO	Blk	Stl	Min
		FG-FGA	FG-FGA	FG-FGA	FT-FTA	Off	Def	Tot							
15	Jones,Jazmine	f	3-6	0-0	0-0	5	3	8	2	6	1	0	0	0	30
44	Tanner,Tra'Cee	f	3-3	0-0	3-4	1	3	4	3	9	0	2	0	0	22
10	Montgomery,Brandy	g	2-11	1-8	2-2	0	1	1	0	7	2	1	0	0	32
13	Freking,Katie	g	5-15	5-12	2-4	2	5	7	3	17	4	3	1	1	30
40	Dieng,Khady	g	2-3	1-2	0-0	1	1	2	1	5	3	3	0	2	19
03	Sanders,Erica	g	0-1	0-0	2-2	1	1	2	4	2	1	0	0	2	15
12	Garvin,Jonika	g	0-2	0-0	0-0	0	1	1	0	0	0	0	0	0	3
23	Jones,Jessica	g	0-2	0-0	2-2	2	1	3	2	2	1	0	0	0	18
33	McKay,Janiah	g	4-12	2-5	0-0	0	1	1	1	10	2	3	0	2	21
35	Capers,Cabriana	g	0-0	0-0	0-0	0	0	0	0	0	0	1	0	0	10
Team			1-0		1										
Totals			19-55	9-27	11-14	13	17	30	16	58	14	13	1	7	200

1st - FG %: 5-14 35.7% 2nd: 2-16 12.5% 3rd: 5-13 38.5% 4th: 7-12 58.3% Game: 19-55 34.5% Deadball Rebounds 3
 3FG %: 3-8 37.5% 1-9 11.1% 2-4 50.0% 3-6 50.0% 9-27 33.3%
 FT %: 2-2 100.0% 0-0 0.0% 4-6 66.7% 5-6 83.3% 11-14 78.6%

Officials: Beverly Roberts, Laura Morris, Eric Brewton
 Technical fouls: #2/2 South Carolina-None. Auburn-None.
 Attendance: 2419

Score by periods	1st	2nd	3rd	4th	Total
#2/2 South Carolina	13	20	20	21	74
Auburn	15	5	16	22	58

Points	In	Off	2nd	Fast	Bench
Paint	T/O	Chance	Break		
SC	36	16	9	8	27
AU	16	15	14	4	14

Last FG - SC 4th-02:33, AU 4th-00:15.
 Largest lead - SC by 24 4th-02:33, AU by 5 2nd-09:31.
 SC led for 30:48. AU led for 06:57. Game was tied for 02:04.
 Score tied - 2 times.
 Lead changed - 2 times.



Official Basketball Box Score -- Game Totals -- Final Statistics
#2/2 South Carolina vs #10/10 Mississippi State
 01/24/16 4:01 p.m. at Starkville, Miss. (Humphrey Coliseum)



#2/2 South Carolina 57 • 19-0 (7-0 SEC)

#	Player	Total		3-Ptr		Rebounds			PF	TP	A	TO	Blk	Stl	Min
		FG-FGA	FG-FGA	FG-FGA	FT-FTA	Off	Def	Tot							
22	WILSON, A'ja	f	3-11	0-0	2-2	2	9	11	4	6	1	2	4	0	26
31	DOZIER, Asia	f	0-1	0-1	0-2	0	1	1	0	2	1	1	0	0	12
41	COATES, Alaina	c	2-3	0-0	2-2	1	10	11	2	6	1	1	2	3	37
05	SESSIONS, Khadijah	g	4-6	0-1	2-2	0	4	4	5	10	1	2	0	1	29
25	MITCHELL, Tiffany	g	6-15	1-7	8-9	0	2	2	3	21	2	7	0	0	37
01	CUEVAS, Bianca	g	0-2	0-0	0-2	0	0	0	0	0	1	1	0	0	6
04	CLINEY, Doniyah	g	0-0	0-0	1-4	0	0	0	2	1	0	1	0	0	9
23	ROY, Tina	g	4-6	3-4	0-0	0	1	1	1	11	2	3	0	0	27
24	IMOVBIQH, Sarah	g	0-0	0-0	0-0	4	3	7	4	0	0	2	0	0	8
40	WHITE, Jatarie	g	0-0	0-0	0-0	0	0	0	0	0	0	1	0	1	9
Team			2-1		3										
Totals			19-44	4-13	15-23	9	31	40	21	57	9	21	6	5	200

1st - FG %: 2-11 18.2% 2nd: 5-9 55.6% 3rd: 5-14 35.7% 4th: 7-10 70.0% Game: 19-44 43.2% Deadball Rebounds 5
 3FG %: 1-3 33.3% 2-4 50.0% 0-5 0.0% 1-1 100.0% 4-13 30.8%
 FT %: 2-2 100.0% 3-8 37.5% 2-2 100.0% 8-11 72.7% 15-23 65.2%

#10/10 Mississippi State 51 • 17-4 (4-3 SEC)

#	Player
---	--------



2015-16 South Carolina Basketball
#2/2 South Carolina Season Schedule/Results & Leaders (as of Jan 28, 2016)
All games



RECORD:	OVERALL	HOME	AWAY	NEUTRAL
ALL GAMES	20-0	10-0	7-0	3-0
CONFERENCE	8-0	4-0	4-0	0-0
NON-CONFERENCE	12-0	6-0	3-0	3-0

Date	Opponent	Score	Att. High Points	High Rebounds
11/13/15	#6/10 OHIO STATE	w 88-80	16815 (20)WILSON, A'ja	(14)WILSON, A'ja
11/15/15	UNCG	w 92-44	13607 (19)WILSON, A'ja	(11)IMOVBIQH, Sarah
11/18/15	at Clemson	w 67-41	1030 (18)MITCHELL, Tiffany	(6)COATES, Alaina (6)IMOVBIQH, Sarah (6)WHITE, Jatarie
11/22/15	at UCLA	w 68-65	2018 (17)ROY, Tina (17)MITCHELL, Tiffany	(12)COATES, Alaina
11/27/15	@vs #16/18 Arizona State	w 60-58	2020 (18)CUEVAS, Bianca (18)WILSON, A'ja	(11)WILSON, A'ja
11/28/15	@vs CSU Bakersfield	w 90-71	2152 (26)WILSON, A'ja	(8)WILSON, A'ja
11/29/15	@at Hawaii	w 67-51	2073 (18)WILSON, A'ja	(5)WILSON, A'ja
12/06/15	#14/13 DUKE	w 66-55	16429 (28)WILSON, A'ja	(11)WILSON, A'ja
12/13/15	WINTHROP	w 86-37	13409 (29)COATES, Alaina	(16)COATES, Alaina
12/16/15	HAMPTON	w 86-48	12117 (22)COATES, Alaina	(12)COATES, Alaina
12/20/15	<vs East Carolina	w 88-57	(18)MITCHELL, Tiffany	(15)COATES, Alaina
12/22/15	ELON	w 78-63	13670 (18)MITCHELL, Tiffany	(8)WILSON, A'ja (8)COATES, Alaina
01/03/16	*ARKANSAS	w 85-32	13407 (21)ROY, Tina	(10)WILSON, A'ja (10)COATES, Alaina
01/07/16	*at Vanderbilt	w 71-61	2547 (22)MITCHELL, Tiffany	(10)COATES, Alaina
01/10/16	*#20/- MISSOURI	w 83-58	15934 (19)MITCHELL, Tiffany	(12)COATES, Alaina
01/14/16	*at #9/9 Kentucky	w 73-62	5527 (26)WILSON, A'ja	(13)WILSON, A'ja
01/17/16	*#15/11 TEXAS A&M	w 59-58	15406 (26)WILSON, A'ja	(11)COATES, Alaina
01/21/16	*at Auburn	w 74-58	2419 (17)COATES, Alaina	(10)COATES, Alaina
01/24/16	*at #10/10 Mississippi State	w 57-51	10626 (21)MITCHELL, Tiffany	(11)WILSON, A'ja (11)COATES, Alaina
01/28/16	*OLE MISS	w 81-62	14313 (17)WILSON, A'ja	(14)COATES, Alaina

* = Conference game
 @ = Rainbow Wahine Showdown (Honolulu, Hawaii)
 < = Carolinas Challenge (Myrtle Beach, S.C.)

Attendance Summary	Games	Attend	Avg/Game
Home	10	145107	14511
Away	7	26240	3749
Neutral	3	4172	1391
Total	20	175519	8776



2015-16 South Carolina Basketball
#2/2 South Carolina Points-Rebounds-Assists (as of Jan 28, 2016)
All games



Opponent	Date	Score	01		04	05	22	23	24	25
			CUEVAS,BIA	CLINEY,DON	SESSIONS,K	WILSON,A'J	ROY,TINA	IMOVBIQH,S	MITCHELL,T	
#6/10 OHIO STATE	11/13/15	88-80	w	5-0-1	DNP	12-3-3	20-14-0	3-1-1	8-10-0	15-3-3
UNCG	11/15/15	92-44	w	11-2-1	DNP	2-1-4	19-10-1	9-0-6	14-11-0	10-2-5
at Clemson	11/18/15	67-41	w	4-1-2	DNP	0-2-5	7-5-0	3-1-1	9-6-0	18-5-0
at UCLA	11/22/15	68-65	w	7-2-2	DNP	0-5-1	11-10-3	17-3-4	0-4-0	17-5-2
vs #16/18 Arizona State	11/27/15	60-58	w	18-2-0	DNP	6-3-0	18-11-1	3-2-3	1-8-0	6-1-1
vs CSU Bakersfield	11/28/15	90-71	w	20-4-6	DNP	8-1-1	26-8-4	3-5-3	6-5-0	13-1-1
at Hawaii	11/29/15	67-51	w	13-4-0	DNP	11-4-4	18-5-0	0-0-2	3-4-0	14-2-2
#14/13 DUKE	12/06/15	66-55	w	2-4-2	DNP	5-5-1	28-11-2	3-1-2	0-0-0	12-4-2
WINTHROP	12/13/15	86-37	w	13-2-1	DNP	4-1-6	DNP	3-0-3	7-4-1	12-5-3
HAMPTON	12/16/15	86-48	w	6-1-1	DNP	5-4-2	DNP	0-3-3	19-7-0	17-6-2
vs East Carolina	12/20/15	88-57	w	4-1-1	DNP	5-2-3	15-10-0	3-3-0	4-12-2	18-1-3
ELON	12/22/15	78-63	w	2-1-2	DNP	6-2-4	12-8-2	9-0-1	2-3-0	18-4-2
ARKANSAS	01/03/16	85-32	w	10-2-3	DNP	7-3-4	14-10-1	21-1-3	9-7-0	12-3-4
at Vanderbilt	01/07/16	71-61	w	4-1-2	2-0-0	10-4-0	4-6-2	13-1-1	0-2-0	22-2-5
#20/- MISSOURI	01/10/16	83-58	w	6-0-1	5-1-0	9-0-1	11-11-1	3-2-2	4-2-2	19-2-2
at #9/9 Kentucky	01/14/16	73-62	w	2-0-1	0-0-0	8-1-3	26-13-2	12-3-4	0-5-0	16-2-2
#15/11 TEXAS A&M	01/17/16	59-58	w	9-3-2	DNP	8-2-2	26-8-1	0-2-1	0-1-0	11-4-2
at Auburn	01/21/16	74-58	w	1-2-2	3-2-3	5-3-1	11-6-2	12-0-2	2-2-0	13-1-5
at #10/10 Mississippi S	01/24/16	57-51	w	0-0-1	1-0-0	10-4-1	6-11-1	11-1-2	0-7-0	21-2-2
OLE MISS	01/28/16	81-62	w	6-0-1	4-3-1	4-2-5	17-9-2	9-0-4	7-9-0	15-4-4

Opponent	Date	Score	31		40	41	44
			DOZIER,ASI	WHITE,JATA	COATES,ALA	FARMER,IND	
#6/10 OHIO STATE	11/13/15	88-80	w	4-0-1	4-3-2	17-13-0	DNP
UNCG	11/15/15	92-44	w	3-2-6	5-3-1	12-7-0	0-1-0
at Clemson	11/18/15	67-41	w	8-1-0	3-6-2	10-6-1	DNP
at UCLA	11/22/15	68-65	w	0-0-0	2-2-0	12-12-0	DNP
vs #16/18 Arizona State	11/27/15	60-58	w	2-1-0	0-2-0	6-7-1	DNP
vs CSU Bakersfield	11/28/15	90-71	w	0-0-0	2-5-1	6-4-0	DNP
at Hawaii	11/29/15	67-51	w	3-0-3	0-2-1	3-1-0	DNP
#14/13 DUKE	12/06/15	66-55	w	0-2-3	0-5-1	16-7-0	DNP
WINTHROP	12/13/15	86-37	w	9-2-3	4-9-1	29-16-0	0-1-0
HAMPTON	12/16/15	86-48	w	6-2-5	8-7-0	22-12-2	DNP
vs East Carolina	12/20/15	88-57	w	10-1-0	14-4-0	10-15-0	0-1-0
ELON	12/22/15	78-63	w	7-1-3	2-2-0	16-8-0	DNP
ARKANSAS	01/03/16	85-32	w	DNP	1-5-1	11-10-2	0-1-0
at Vanderbilt	01/07/16	71-61	w	3-1-4	2-2-0	11-10-1	DNP
#20/- MISSOURI	01/10/16	83-58	w	2-3-1	11-4-0	13-12-0	DNP
at #9/9 Kentucky	01/14/16	73-62	w	0-1-0	0-5-0	9-11-1	DNP
#15/11 TEXAS A&M	01/17/16	59-58	w	0-1-1	0-0-0	5-11-3	DNP
at Auburn	01/21/16	74-58	w	1-2-3	9-2-0	17-10-2	DNP
at #10/10 Mississippi S	01/24/16	57-51	w	2-1-1	0-0-0	6-11-1	DNP
OLE MISS	01/28/16	81-62	w	3-0-5	3-2-0	13-14-2	DNP



2015-16 South Carolina Basketball
#2/2 South Carolina Team Game-by-Game Comparison (as of Jan 28, 2016)
All games



Opponent	1st	2nd	Score	Mar	Total FG	FG Pct	3-Pointers	3FG Pct	Free Throws	FT Pct	Rebounds	Assist	T/Over	Block	Steal	Fouls
#6/10 OHIO STATE	45/47	43/33	88-80	+8	31-69/26-80	.449/.325	3-11/10-23	.273/.435	23-35/18-20	.657/.900	51/42	11/3	20/18	6/10	9/13	20/29
UNCG	53/25	39/19	92-44	+48	35-67/16-62	.522/.258	8-24/3-13	.333/.231	14-23/9-14	.609/.643	47/36	25/4	10/21	10/2	15/6	15/21
Clemson	31/20	36/21	67-41	+26	23-63/14-43	.365/.326	7-25/3-7	.280/.429	14-28/10-14	.500/.714	41/36	13/12	5/19	6/0	12/0	15/24
UCLA	32/31	36/34	68-65	+3	24-55/23-64	.436/.359	6-19/4-18	.316/.222	14-16/15-25	.875/.600	45/31	12/10	2/19	4/3	6/13	19/21
#16/18 Arizona State	30/33	30/25	60-58	+2	24-58/21-61	.414/.344	1-11/8-20	.091/.400	11-16/8-14	.688/.571	42/39	6/10	2/19	3/1	10/11	16/15
CSU Bakersfield	45/37	45/34	90-71	+19	35-64/25-58	.547/.431	3-12/8-18	.250/.444	17-31/13-15	.548/.867	39/30	18/16	5/11	5/0	5/2	12/27
Hawaii	29/22	38/29	67-51	+16	25-55/19-50	.455/.380	4-14/5-18	.286/.278	13-19/8-18	.684/.444	30/33	12/11	14/20	5/3	9/3	22/20
#14/13 DUKE	30/26	36/29	66-55	+11	24-57/21-59	.421/.356	2-10/3-10	.200/.300	16-28/10-13	.571/.769	43/36	13/9	14/15	5/6	8/8	16/21
WINTHROP	47/13	39/24	86-37	+49	34-62/16-64	.548/.250	9-24/1-9	.375/.111	9-12/4-15	.750/.267	48/32	25/9	13/14	16/4	10/9	13/16
HAMPTON	30/18	56/30	86-48	+38	28-58/19-61	.483/.311	6-16/5-21	.375/.238	24-31/5-8	.774/.625	52/19	17/12	17/9	2/6	3/10	13/25
East Carolina	44/26	44/31	88-57	+31	31-66/19-69	.470/.275	5-18/6-23	.278/.261	21-28/13-14	.750/.929	54/37	13/7	11/13	4/3	7/3	14/26
ELON	35/31	43/32	78-63	+15	30-63/23-52	.476/.442	8-19/4-13	.421/.308	10-14/13-19	.714/.684	48/26	14/14	14/17	6/1	6/7	17/17
ARKANSAS	44/18	41/14	85-32	+53	33-63/13-54	.524/.415	11-23/1-12	.478/.083	8-13/5-10	.615/.500	48/26	18/9	15/18	2/1	11/5	11/17
Vanderbilt	31/31	40/30	71-61	+10	25-50/22-53	.500/.415	10-22/4-20	.455/.200	11-23/13-15	.478/.867	30/29	15/12	11/13	0/1	7/5	18/19
#20- MISSOURI	35/17	48/41	83-58	+25	24-57/18-58	.421/.310	3-14/4-21	.214/.190	32-43/18-21	.744/.857	39/37	10/11	13/20	7/2	14/6	22/34
#9/9 Kentucky	28/32	45/30	73-62	+11	26-63/24-64	.413/.375	6-17/3-9	.353/.333	11-25/11-18	.600/.611	44/43	13/7	11/13	10/2	3/3	16/22
#15/11 TEXAS A&M	26/27	33/31	59-58	+1	23-54/25-68	.426/.368	2-12/3-7	.167/.429	11-19/5-8	.579/.625	33/43	12/12	16/15	9/7	12/10	14/21
Auburn	33/20	41/38	74-58	+16	27-52/19-55	.519/.345	7-19/9-27	.368/.333	13-20/11-14	.650/.786	34/30	20/14	12/13	1/1	7/7	15/16
#10/10 Mississippi State	22/20	35/31	57-51	+6	19-44/16-59	.432/.271	4-13/3-13	.308/.231	15-23/16-17	.652/.941	40/31	9/9	2/1/3	6/2	5/5	21/21
OLE MISS	40/26	41/36	81-62	+19	31-68/26-54	.456/.481	7-23/3-19	.304/.158	12-24/7-13	.500/.538	45/28	24/14	11/14	3/3	9/8	11/21

Note: Game totals are displayed in the format TEAM/OPPONENT for each category



2015-16 South Carolina Basketball
#2/2 South Carolina Combined Team Statistics (as of Jan 24, 2016)
vs. Ranked Teams



RECORD:	OVERALL	HOME	AWAY	NEUTRAL
ALL GAMES	7-0	4-0	2-0	1-0
CONFERENCE	4-0	2-0	2-0	0-0
NON-CONFERENCE	3-0	2-0	0-0	1-0

##	Player	gp-gs	min	avg	Total		3-Point		F-Throw		Rebounds			pf	dq	a	to	blk	stl	pts	avg			
					fg-fga	fg%	3fg-fga	3fg%	ft-fga	ft%	off	def	tot									avg		
22	WILSON, A'ja	7-7	204	29.1	54-104	.519	0-0	.000	27-39	.692	25	54	79	11.3	16	0	8	17	32	6	135	19.3		
25	MITCHELL, Tiffany	7-7	242	34.6	31-85	.365	7-34	.206	31-38	.816	6	12	18	2.6	18	0	14	27	2	14	100	14.3		
41	COATES, Alaina	7-6	194	27.7	26-39	.667	0-0	.000	20-35	.571	16	56	72	10.3	16	0	6	10	7	9	72	10.3		
05	SESSIONS, Khadijah	7-7	218	31.1	19-41	.463	2-9	.222	18-29	.621	6	12	18	2.6	20	1	11	11	0	16	58	8.3		
01	CUEVAS, Bianca	7-0	97	13.9	14-43	.326	1-7	.143	13-21	.619	1	8	9	1.3	7	0	8	10	0	8	42	6.0		
23	ROY, Tina	7-3	152	21.7	12-41	.293	11-32	.344	0-3	.000	1	11	12	1.7	6	0	15	11	1	2	35	5.0		
40	WHITE, Jatarie	7-0	84	12.0	4-14	.286	0-1	.000	7-9	.778	8	11	19	2.7	11	0	3	8	2	3	15	2.1		
04	CLINEY, Doniyah	3-0	28	9.3	2-7	.286	0-0	.000	2-5	.400	1	0	1	0.3	6	0	0	1	0	1	6	2.0		
24	IMOVBIQH, Sarah	7-1	77	11.0	6-12	.500	0-0	.000	1-6	.167	13	20	33	4.7	15	0	2	9	2	0	13	1.9		
31	DOZIER, Asia	7-4	85	12.1	3-13	.231	0-4	.000	4-4	1.000	2	7	9	1.3	5	0	7	9	0	2	10	1.4		
03	DUCKETT, Kaydra	1-0	3	3.0	0-1	.000	0-0	.000	0-0	.000	0	0	0	0.0	1	0	0	0	0	0	0	0.0		
00	COLLEY, Shay	2-0	16	8.0	0-2	.000	0-1	.000	0-0	.000	0	1	1	0.5	4	0	0	2	0	0	0	0.0		
Team											10	11	21											
Total.....		7	1400		171-402	.425	21-88	.239	123-189	.651	89	203	292	41.7	125	1	74	116	46	61	486	69.4		
Opponents.....		7	1400		151-449	.336	34-103	.330	86-111	.775	104	167	271	38.7	163	7	61	113	30	56	422	60.3		

TEAM STATISTICS	SC	OPP	Date	Opponent	Score	Att.
SCORING	486	422	11/13/15	#6/10 OHIO STATE	w 88-80	16815
Points per game	69.4	60.3	@ 11/27/15	vs #16/18 Arizona State	w 60-58	2020
Scoring margin	+9.1	-	12/06/15	#14/13 DUKE	w 66-55	16429
FIELD GOALS-ATT	171-402	151-449	* 01/10/16	#20/- MISSOURI	w 83-58	15934
Field goal pct	.425	.336	* 01/14/16	at #9/9 Kentucky	w 73-62	5527
3 POINT FG-ATT	21-88	34-103	* 01/17/16	#15/11 TEXAS A&M	w 59-58	15406
3-point FG pct	.239	.330	* 01/24/16	at #10/10 Mississippi State	w 57-51	10626
3-pt FG made per game	3.0	4.9	* = Conference game			
FREE THROWS-ATT	123-189	86-111	@ = Rainbow Wahine Showdown (Honolulu, Hawaii)			
Free throw pct	.651	.775	< = Carolinas Challenge (Myrtle Beach, S.C.)			
F-Throws made per game	17.6	12.3				
REBOUNDS	292	271				
Rebounds per game	41.7	38.7				
Rebounding margin	+3.0	-				
ASSISTS	74	61				
Assists per game	10.6	8.7				
TURNOVERS	116	113				
Turnovers per game	16.6	16.1				
Turnover margin	-0.4	-				
Assist/turnover ratio	0.6	0.5				
STEALS	61	56				
Steals per game	8.7	8.0				
BLOCKS	46	30				
Blocks per game	6.6	4.3				
ATTENDANCE	64584	18173				
Home games-Avg/Game	4-16146	2-8076				
Neutral site-Avg/Game	-	1-2020				

Score by Periods	1st	2nd	3rd	4th	Totals
#2/2 South Carolina	106	110	116	154	486
Opponents	103	99	96	124	422



2015-16 South Carolina Basketball
#2/2 South Carolina Combined Team Statistics (as of Jan 28, 2016)
Conference games



RECORD:	OVERALL	HOME	AWAY	NEUTRAL
ALL GAMES	8-0	4-0	4-0	0-0
CONFERENCE	8-0	4-0	4-0	0-0
NON-CONFERENCE	0-0	0-0	0-0	0-0

##	Player	gp-gs	min	avg	Total		3-Point		F-Throw		Rebounds			pf	dq	a	to	blk	stl	pts	avg			
					fg-fga	fg%	3fg-fga	3fg%	ft-fa	ft%	off	def	tot											
25	MITCHELL, Tiffany	8-8	249	31.1	42-98	.429	13-42	.310	32-41	.780	6	14	20	2.5	15	0	26	22	1	16	129	16.1		
22	WILSON, A'ja	8-8	215	26.9	46-90	.511	0-0	.000	23-37	.622	22	52	74	9.3	19	0	12	13	27	4	115	14.4		
41	COATES, Alaina	8-8	222	27.8	33-45	.733	0-0	.000	19-35	.543	20	69	89	11.1	17	0	12	10	5	8	85	10.6		
23	ROY, Tina	8-1	180	22.5	27-62	.435	26-55	.473	1-5	.200	1	9	10	1.3	3	0	19	10	0	6	81	10.1		
05	SESSIONS, Khadijah	8-8	221	27.6	20-36	.556	6-13	.462	15-22	.682	6	13	19	2.4	19	1	17	10	1	16	61	7.6		
01	CUEVAS, Bianca	8-0	130	16.3	14-45	.311	2-15	.133	8-12	.667	2	6	8	1.0	8	0	13	15	0	10	38	4.8		
40	WHITE, Jatarie	8-0	108	13.5	8-21	.381	0-2	.000	10-16	.625	9	11	20	2.5	11	0	1	6	2	3	26	3.3		
24	IMOVBIQH, Sarah	8-0	98	12.3	10-19	.526	0-0	.000	2-9	.222	19	16	35	4.4	15	0	2	11	2	1	22	2.8		
04	CLINEY, Doniyah	6-0	56	9.3	5-16	.313	1-3	.333	4-9	.444	3	3	6	1.0	13	0	4	3	0	1	15	2.5		
31	DOZIER, Asia	7-7	111	15.9	3-19	.158	2-13	.154	3-4	.750	2	7	9	1.3	6	0	15	8	0	2	11	1.6		
03	DUCKETT, Kaydra	1-0	7	7.0	0-0	.000	0-0	.000	0-0	.000	0	2	2	2.0	2	0	0	2	0	1	0	0.0		
44	FARMER, India	1-0	3	3.0	0-0	.000	0-0	.000	0-0	.000	0	1	1	1.0	0	0	0	0	0	0	0	0.0		
Team											9	11	20											
Total.....		8	1600		208-451	.461	50-143	.350	117-190	.616	99	214	313	39.1	128	1	121	110	38	68	583	72.9		
Opponents.....		8	1600		163-465	.351	30-128	.234	86-116	.741	94	173	267	33.4	171	7	88	119	19	49	442	55.2		

TEAM STATISTICS	SC	OPP	Date	Opponent	Score	Att.
SCORING	583	442	* 01/03/16	ARKANSAS	w 85-32	13407
Points per game	72.9	55.2	* 01/07/16	at Vanderbilt	w 71-61	2547
Scoring margin	+17.6	-	* 01/10/16	#20/- MISSOURI	w 83-58	15934
FIELD GOALS-ATT	208-451	163-465	* 01/14/16	at #9/9 Kentucky	w 73-62	5527
Field goal pct	.461	.351	* 01/17/16	#15/11 TEXAS A&M	w 59-58	15406
3 POINT FG-ATT	50-143	30-128	* 01/21/16	at Auburn	w 74-58	2419
3-point FG pct	.350	.234	* 01/24/16	at #10/10 Mississippi State	w 57-51	10626
3-pt FG made per game	6.3	3.8	* 01/28/16	OLE MISS	w 81-62	14313
FREE THROWS-ATT	117-190	86-116	* = Conference game			
Free throw pct	.616	.741	@ = Rainbow Wahine Showdown (Honolulu, Hawaii)			
F-Throws made per game	14.6	10.8	< = Carolinas Challenge (Myrtle Beach, S.C.)			
REBOUNDS	313	267				
Rebounds per game	39.1	33.4				
Rebounding margin	+5.8	-				
ASSISTS	121	88				
Assists per game	15.1	11.0				
TURNOVERS	110	119				
Turnovers per game	13.8	14.9				
Turnover margin	+1.1	-				
Assist/turnover ratio	1.1	0.7				
STEALS	68	49				
Steals per game	8.5	6.1				
BLOCKS	38	19				
Blocks per game	4.8	2.4				
ATTENDANCE	59060	21119				
Home games-Avg/Game	4-14765	4-5280				
Neutral site-Avg/Game	-	0-0				

Score by Periods	1st	2nd	3rd	4th	Totals
#2/2 South Carolina	109	150	156	168	583
Opponents	91	100	109	142	442



2015-16 South Carolina Basketball
#2/2 South Carolina Combined Team Statistics (as of Jan 28, 2016)
All games



RECORD:	OVERALL	HOME	AWAY	NEUTRAL
ALL GAMES	20-0	10-0	7-0	3-0
CONFERENCE	8-0	4-0	4-0	0-0
NON-CONFERENCE	12-0	6-0	3-0	3-0

##	Player	gp-gs	min	Total		3-Point		F-Throw		Rebounds			avg	pf	dq	a	to	blk	stl	pts	avg			
				fg-fga	fg%	3fg-fga	3fg%	ft-fga	ft%	off	def	tot												
22	WILSON, A'ja	18-18	469	26.1	118-222	.532	0-0	.000	53-81	.654	53	113	166	9.2	42	1	25	30	57	12	289	16.1		
25	MITCHELL, Tiffany	20-20	604	30.2	95-227	.419	35-101	.347	74-92	.804	22	37	59	3.0	35	0	52	53	4	34	299	15.0		
41	COATES, Alaina	20-19	508	25.4	99-143	.692	0-0	.000	46-85	.541	58	139	197	9.9	45	0	16	30	30	19	244	12.2		
01	CUEVAS, Bianca	20-0	344	17.2	50-134	.373	8-44	.182	35-49	.714	4	28	32	1.6	21	0	32	35	0	25	143	7.2		
23	ROY, Tina	20-10	407	20.4	46-128	.359	44-111	.396	1-5	.200	3	26	29	1.5	9	0	48	19	1	9	137	6.9		
05	SESSIONS, Khadijah	20-20	509	25.5	42-83	.506	9-26	.346	32-49	.653	15	37	52	2.6	47	1	51	28	1	39	125	6.3		
24	IMOVBIOH, Sarah	20-3	289	14.5	37-61	.607	0-0	.000	21-46	.457	53	56	109	5.5	30	0	5	18	3	7	95	4.8		
40	WHITE, Jatarie	20-0	294	14.7	24-68	.353	0-3	.000	22-35	.629	21	49	70	3.5	37	0	10	14	10	5	70	3.5		
31	DOZIER, Asia	19-10	307	16.2	21-62	.339	11-40	.275	10-12	.833	4	17	21	1.1	13	0	39	20	0	7	63	3.3		
00	COLLEY, Shay	11-0	142	12.9	11-31	.355	3-12	.250	5-8	.625	8	12	20	1.8	18	0	13	16	1	7	30	2.7		
04	CLINEY, Donyiah	6-0	56	9.3	5-16	.313	1-3	.333	4-9	.444	3	3	6	1.0	13	0	4	3	0	1	15	2.5		
03	DUCKETT, Kaydra	8-0	55	6.9	4-9	.444	1-3	.333	0-0	.000	1	7	8	1.0	8	0	5	4	1	3	9	1.1		
44	FARMER, India	4-0	16	4.0	0-4	.000	0-3	.000	0-0	.000	1	3	4	1.0	2	0	0	0	2	0	0	0.0		
Team											30	36	66											
Total.....		20	4000		552-1188	.465	112-346	.324	303-471	.643	276	563	839	42.0	320	2	300	275	110	168	1519	75.9		
Opponents.....		20	4000		405-1188	.341	90-321	.280	212-305	.695	245	419	664	33.2	433	15	205	304	58	134	1112	55.6		

TEAM STATISTICS	SC	OPP	Date	Opponent	Score	Att.
SCORING	1519	1112	11/13/15	#6/10 OHIO STATE	w 88-80	16815
Points per game	75.9	55.6	11/15/15	UNCG	w 92-44	13607
Scoring margin	+20.4	-	11/18/15	at Clemson	w 67-41	1030
FIELD GOALS-ATT	552-1188	405-1188	11/22/15	at UCLA	w 68-65	2018
Field goal pct	.465	.341	@ 11/27/15	vs #16/18 Arizona State	w 60-58	2020
3 POINT FG-ATT	112-346	90-321	@ 11/28/15	vs CSU Bakersfield	w 90-71	2152
3-point FG pct	.324	.280	@ 11/29/15	at Hawaii	w 67-51	2073
3-pt FG made per game	5.6	4.5	12/06/15	#14/13 DUKE	w 66-55	16429
FREE THROWS-ATT	303-471	212-305	12/13/15	WINTHROP	w 86-37	13409
Free throw pct	.643	.695	12/16/15	HAMPTON	w 86-48	12117
F-Throws made per game	15.2	10.6	< 12/20/15	vs East Carolina	w 88-57	0
REBOUNDS	839	664	12/22/15	ELON	w 78-63	13670
Rebounds per game	42.0	33.2	* 01/03/16	ARKANSAS	w 85-32	13407
Rebounding margin	+8.8	-	* 01/07/16	at Vanderbilt	w 71-61	2547
ASSISTS	300	205	* 01/10/16	#20/- MISSOURI	w 83-58	15934
Assists per game	15.0	10.3	* 01/14/16	at #9/9 Kentucky	w 73-62	5527
TURNOVERS	275	304	* 01/17/16	#15/11 TEXAS A&M	w 59-58	15406
Turnovers per game	13.8	15.2	* 01/21/16	at Auburn	w 74-58	2419
Turnover margin	+1.5	-	* 01/24/16	at #10/10 Mississippi State	w 57-51	10626
Assist/turnover ratio	1.1	0.7	* 01/28/16	OLE MISS	w 81-62	14313
STEALS	168	134				
Steals per game	8.4	6.7	* = Conference game			
BLOCKS	110	58	@ = Rainbow Wahine Showdown (Honolulu, Hawaii)			
Blocks per game	5.5	2.9	< = Carolinas Challenge (Myrtle Beach, S.C.)			
ATTENDANCE	145107	30412				
Home games-Avg/Game	10-14511	7-3749				
Neutral site-Avg/Game	-	3-1391				

Score by Periods	1st	2nd	3rd	4th	Totals
#2/2 South Carolina	346	364	409	400	1519
Opponents	266	254	288	304	1112