



# 2012-13 SOUTH CAROLINA BASKETBALL

## OPENING TIP

**Date:** Saturday, Jan. 19, 2013  
**Tipoff:** 1:47 p.m. ET  
**Location:** Columbia, S.C.  
**Arena:** Colonial Life Arena (18,000)  
**Series:** Vanderbilt leads 26-24  
**Last Meeting:** Vanderbilt win, 59-48, Feb. 22, 2012 in Nashville, Tenn.  
**Television:** SEC Network  
**Talent:** Dave LaMont (pxp), Kara Lawson (analyst)  
**Radio:** Gamecock IMG Radio Network  
**Sirius:** 117; **XM:** 200  
**Talent:** Andy Demetra (pxp), Casey Manning (analyst)  
**Tickets:** GamecocksOnline.com  
**Live Stats:** GamecocksOnline.com

## GAME 17



**SOUTH CAROLINA  
 GAMECOCKS**  
 (11-5, 1-2 SEC)

- VS -

**VANDERBILT  
 COMMODORES**  
 (6-9, 0-3 SEC)



**Ranking:** AP/Coaches (-/-)  
**Head Coach:** Frank Martin  
**Record at SC:** 11-5  
**Career Rec.:** 128-59  
**vs. VU:** 0-0  
**SID:** Emily Feeney

**Stat Leaders (per game):**  
**Points:** Williams (11.8)  
**Rebounds:** Jackson (7.3)  
**Assists:** Smith (3.9)  
**Blocks:** Kacinas (0.9)  
**Steals:** Williams (0.9)

**Ranking:** AP/Coaches (-/-)  
**Head Coach:** Kevin Stallings  
**Record at VU:** 276-168 (14th)  
**Career Rec.:** 390-231 (20th)  
**vs. SC:** 13-13  
**SID:** Andy Boggs

**Stat Leaders (per game):**  
**Points:** Johnson (15.9)  
**Rebounds:** Bright (6.0)  
**Assists:** Johnson (3.2)  
**Blocks:** Odom/Moats (0.7)  
**Steals:** Johnson (1.6)

## 2012-13 SCHEDULE

DATE	OPPONENT (TV)	TIME/RESULT
O. 30	Kentucky Wesleyan +	W, 68-67
N. 11	Milwaukee & (FSN)	W, 82-75 (OT)
N. 16	Morgan State (SS)	W, 87-71
N. 19	Rider & (FSS/FSCR)	W, 88-76
N. 21	Elon	L, 65-53
N. 24	vs. Missouri State ^	W, 74-67 (OT)
N. 25	vs. Arkansas Little-Rock ^	W, 74-62
N. 29	at St. John's % (ESPNU)	L, 89-65
D. 2	Clemson (ESPNU)	L, 64-55
D. 7	Jacksonville (FSS/FSCR)	W, 91-74
D. 19	Appalachian State (FSS/FSCR)	W, 74-69
D. 22	vs. Manhattan #	W, 63-57
D. 29	Presbyterian (CSS)	W, 76-60
J. 5	SC State (FSN)	W, 80-69
J. 9	at Mississippi State* (ESPN3)	L, 56-54
J. 12	Auburn* (SECN)	L, 74-71
J. 16	at LSU* (ESPN3)	W, 82-73 (OT)
J. 19	Vanderbilt* (SECN)	1:47 p.m.
J. 22	at Missouri* (ESPNU)	7 p.m.
J. 26	Arkansas* (SECN)	1:30 p.m.
J. 30	at Florida* (SECN)	8 p.m.
F. 2	Georgia* (SECN)	1:30 p.m.
F. 5	at Kentucky* (ESPNU)	9 p.m.
F. 10	Tennessee* (FSN)	1 p.m.
F. 14	LSU* (ESPN/2)	7 p.m.
F. 16	at Alabama* (SECN)	4 p.m.
F. 20	Ole Miss* (CSS)	7 p.m.
F. 23	at Georgia* (CBS Sports)	2 p.m.
F. 28	Missouri* (ESPN/2)	9 p.m.
M. 2	at Texas A&M* (ESPNU)	7 p.m.
M. 6	Mississippi State* (ESPN3)	7 p.m.
M. 9	at Vanderbilt* (SECN)	1:30 p.m.
M. 13-17	SEC Tournament (Nashville)	TBA
M. 19-A. 4	NCAA Tournament	TBA

All home games in **bold** | All times listed Eastern  
 \* indicates SEC contest | + indicates exhibition | **SS**-SportSouth  
 | **SECN**-SEC Network | **CSS**-CharterSports SE | &-Hoops For  
 Hope Classic (Columbia, S.C.) | ^-Hoops For Hope Classic (Puerto  
 Vallarta, Mexico) | %-SEC/BIG EAST Challenge | #-Brooklyn Hoops  
 Holiday Invitational (Brooklyn, N.Y.)

## PROBABLE STARTERS (BASED ON PREVIOUS GAME)

South Carolina	Ht.	Wt.	Yr.	Hometown	PPG	RPG	MPG
G - #5 Eric Smith	5-11	205	Jr.	Mullins, S.C.	6.1	2.0	28.1
G - #2 Brian Richardson	6-4	175	Jr.	Wilson, N.C.	9.0	3.0	21.8
G - #23 Bruce Ellington	5-9	197	Jr.	Moncks Corner, S.C.	11.3	2.2	27.8
F - #25 Mindaugas Kacinas	6-7	210	Fr.	Klaipeda, Lithuania	7.6	5.4	26.2
F - #30 Lakeem Jackson	6-5	235	Sr.	Charlotte, N.C.	9.8	7.0	31.4

Vanderbilt	Ht.	Wt.	Yr.	Hometown	PPG	RPG	MPG
F - #0 Rod Odom	6-9	215	Jr.	Central Islip, N.Y.	9.4	4.1	29.7
F - #21 Sheldon Jeter	6-7	215	Fr.	Beaver Falls, Pa.	4.8	2.9	15.9
F - #34 Shelby Moats	6-8	225	So.	Waconia, Minn.	3.7	3.8	21.2
G - #2 Kedren Johnson	6-4	215	So.	Lewisburg, Tenn.	15.9	3.5	33.7
G - #24 Dai-Jon Parker	6-3	190	So.	Baton Rouge, La.	5.0	3.0	25.3

## TODAY'S GAME

South Carolina welcomes former SEC East Division foe Vanderbilt to Colonial Life Arena on Saturday, continuing league play. The contest marks the 51st all-time between the two schools, with the Commodores holding a slight 26-24 edge in the series. The game will be televised on the SEC Network with Dave LaMont (play-by-play) and Kara Lawson (analyst) on the call. Today's game will also see the 11-win Gamecock football team honored at halftime, with Coach Spurrier set to address the crowd. Fans can also listen on the Gamecock IMG Sports Network via GamecocksOnline.com and on 107.5 The Game in Columbia with Andy Demetra (play-by-play) and Casey Manning (analyst).

## CAROLINA QUICK HITS

- South Carolina is in its 105th season of basketball.
- The Gamecocks are led by first-year head coach Frank Martin. His associate head coach is Brad Underwood and his assistant coaches are Matt Figger and Lamont Evans. Andy Assaley is the director of basketball operations.
- The Gamecocks are in their 22nd season of competition in the Southeastern Conference in 2013. Carolina owns a 130-209 (.383) all-time record in SEC play.
- South Carolina earned the first SEC win for head coach Frank Martin at LSU on Wednesday in an 82-73 overtime decision. Carolina was once again stellar in overtime, hitting 9-of-10 attempts in the extra session from the free throw line. Freshman forward Michael Carrera posted 23 points in 24 minutes off the bench to pace the Gamecocks in the contest.
- Carrera (23 points, 10 rebounds) and senior forward Lakeem Jackson (11 points, 11 rebounds) both collected double-doubles in the contest, marking the first time that two Gamecocks have had a double-double in the same game for the first time since the 2008 campaign.
- Jackson enters Saturday's game vs. Vanderbilt needing just one rebound to reach 500 for his career in the Garnet and Black.
- Carrera's 23 points scored vs. LSU were the most by a Gamecock this season, and the most by a Gamecock freshman since then-freshman Bruce Ellington also posted 23 at Florida on Jan. 15, 2011.
- Ellington has reached double digits in each game of his career vs. Vanderbilt, including a 22-point effort in an overtime win vs. the Commodores on Jan. 8, 2011. He averages 17.5 points per game vs. Vandy (four games) in his career.
- In three overtime wins this season, Carolina has hit an impressive 31-of-34 (91.1%) attempts from the free throw line during OT.
- The Gamecocks' two SEC losses have occurred from a combined five points.
- Junior guard Damien Leonard had one of the best games of his career, and the best SEC game of his career, against Auburn last Saturday. The Greenville, S.C., native posted a season high 17 points, hitting 6-of-9 from the field, including matching his career high with five made 3s. Leonard was also just one rebound shy of collecting his first-career double-double, as he led Carolina with nine in the contest.



# SOUTH CAROLINA GAMECOCKS

OVERALL: 11-5; SEC: 1-2; HOME: 7-3; AWAY: 1-2; NEUTRAL: 3-0

<b>0</b>		<b>LASHAY PAGE</b> - Sr. - G - 6-2 - 195 - Dillon, S.C. <table border="1"> <thead> <tr> <th>MIN</th> <th>PTS</th> <th>RBS</th> <th>AST</th> <th>FG%</th> <th>3FG%</th> <th>FT%</th> </tr> </thead> <tbody> <tr> <td>24.4</td> <td>11.7</td> <td>3.3</td> <td>0.9</td> <td>34.4</td> <td>31.1</td> <td>87.1</td> </tr> </tbody> </table> <ul style="list-style-type: none"> <li>• Will not compete with the South Carolina men's basketball team for the remainder of the 2012-13 season due to an academic eligibility issue.</li> </ul>	MIN	PTS	RBS	AST	FG%	3FG%	FT%	24.4	11.7	3.3	0.9	34.4	31.1	87.1
MIN	PTS	RBS	AST	FG%	3FG%	FT%										
24.4	11.7	3.3	0.9	34.4	31.1	87.1										
<b>1</b>		<b>BRENTON WILLIAMS</b> - Jr. - G - 5-11 - 175 - Kissimmee, Fla. <table border="1"> <thead> <tr> <th>MIN</th> <th>PTS</th> <th>RBS</th> <th>AST</th> <th>FG%</th> <th>3FG%</th> <th>FT%</th> </tr> </thead> <tbody> <tr> <td>22.8</td> <td>11.8</td> <td>1.6</td> <td>1.3</td> <td>48.3</td> <td>41.4</td> <td>82.0</td> </tr> </tbody> </table> <ul style="list-style-type: none"> <li>• Tallied nine points vs. Presbyterian</li> <li>• Off the bench vs. SC State, posted 14 points and collected two steals</li> <li>• Saw limited action vs. Mississippi State and Auburn</li> <li>• Solid off the bench in win at LSU, 16 points, including 9-of-10 from free throw</li> </ul>	MIN	PTS	RBS	AST	FG%	3FG%	FT%	22.8	11.8	1.6	1.3	48.3	41.4	82.0
MIN	PTS	RBS	AST	FG%	3FG%	FT%										
22.8	11.8	1.6	1.3	48.3	41.4	82.0										
<b>2</b>		<b>BRIAN RICHARDSON</b> - Jr. - G - 6-4 - 175 - Wilson, N.C. <table border="1"> <thead> <tr> <th>MIN</th> <th>PTS</th> <th>RBS</th> <th>AST</th> <th>FG%</th> <th>3FG%</th> <th>FT%</th> </tr> </thead> <tbody> <tr> <td>20.6</td> <td>8.4</td> <td>2.8</td> <td>1.4</td> <td>39.5</td> <td>40.3</td> <td>76.9</td> </tr> </tbody> </table> <ul style="list-style-type: none"> <li>• Posted 15 points and dished three assists vs. SC State</li> <li>• Posted career highs with 20 points and eight rebounds vs. Miss State</li> <li>• Was in foul trouble early in the first half vs. Auburn</li> <li>• Saw limited action vs. LSU</li> </ul>	MIN	PTS	RBS	AST	FG%	3FG%	FT%	20.6	8.4	2.8	1.4	39.5	40.3	76.9
MIN	PTS	RBS	AST	FG%	3FG%	FT%										
20.6	8.4	2.8	1.4	39.5	40.3	76.9										
<b>5</b>		<b>ERIC SMITH</b> - Jr. - G - 5-11 - 205 - Mullins, S.C. <table border="1"> <thead> <tr> <th>MIN</th> <th>PTS</th> <th>RBS</th> <th>AST</th> <th>FG%</th> <th>3FG%</th> <th>FT%</th> </tr> </thead> <tbody> <tr> <td>28.6</td> <td>6.1</td> <td>1.9</td> <td>3.9</td> <td>35.1</td> <td>25.8</td> <td>63.9</td> </tr> </tbody> </table> <ul style="list-style-type: none"> <li>• Set career high with nine assists vs. App State (previous career high was 7)</li> <li>• Collected five assists and scored eight points vs. Miss State</li> <li>• Scored 10 points and dished two assists vs. Auburn</li> <li>• Scored five points with one assist vs. LSU</li> </ul>	MIN	PTS	RBS	AST	FG%	3FG%	FT%	28.6	6.1	1.9	3.9	35.1	25.8	63.9
MIN	PTS	RBS	AST	FG%	3FG%	FT%										
28.6	6.1	1.9	3.9	35.1	25.8	63.9										
<b>12</b>		<b>AUSTIN CONSTABLE</b> - Fr. - G - 6-0 - 175 - West Chester, Pa. <table border="1"> <thead> <tr> <th>MIN</th> <th>PTS</th> <th>RBS</th> <th>AST</th> <th>FG%</th> <th>3FG%</th> <th>FT%</th> </tr> </thead> <tbody> <tr> <td>1.7</td> <td>0.0</td> <td>0.3</td> <td>0.0</td> <td>0.0</td> <td>0.0</td> <td>0.0</td> </tr> </tbody> </table> <ul style="list-style-type: none"> <li>• Walk-on guard</li> <li>• Averaged 18 points and 4.0 assists per game during senior season at Henderson High School in West Chester, Pa.</li> <li>• Played one minute vs. UALR; saw action vs. Jacksonville and PC</li> </ul>	MIN	PTS	RBS	AST	FG%	3FG%	FT%	1.7	0.0	0.3	0.0	0.0	0.0	0.0
MIN	PTS	RBS	AST	FG%	3FG%	FT%										
1.7	0.0	0.3	0.0	0.0	0.0	0.0										
<b>14</b>		<b>LAIMONAS CHATKEVICIUS</b> - Fr. - F - 6-11 - 255 - Klaipeda, Lithuania <table border="1"> <thead> <tr> <th>MIN</th> <th>PTS</th> <th>RBS</th> <th>BLK</th> <th>FG%</th> <th>3FG%</th> <th>FT%</th> </tr> </thead> <tbody> <tr> <td>9.9</td> <td>3.3</td> <td>2.5</td> <td>0.1</td> <td>56.0</td> <td>50.0</td> <td>50.0</td> </tr> </tbody> </table> <ul style="list-style-type: none"> <li>• Posted nine points, five rebounds and four assists vs. Jacksonville in 19 min.</li> <li>• Scored two points vs. Manhattan</li> <li>• Collected a season high six rebounds vs. Presbyterian, and again vs. Miss St.</li> <li>• First career start at LSU; six points on 3-of-4 shooting; one assist and block</li> </ul>	MIN	PTS	RBS	BLK	FG%	3FG%	FT%	9.9	3.3	2.5	0.1	56.0	50.0	50.0
MIN	PTS	RBS	BLK	FG%	3FG%	FT%										
9.9	3.3	2.5	0.1	56.0	50.0	50.0										
<b>23</b>		<b>BRUCE ELLINGTON</b> - Jr. - G - 5-9 - 197 - Moncks Corner, S.C. <table border="1"> <thead> <tr> <th>MIN</th> <th>PTS</th> <th>RBS</th> <th>AST</th> <th>FG%</th> <th>3FG%</th> <th>FT%</th> </tr> </thead> <tbody> <tr> <td>29.3</td> <td>10.7</td> <td>2.1</td> <td>1.7</td> <td>41.8</td> <td>28.6</td> <td>59.1</td> </tr> </tbody> </table> <ul style="list-style-type: none"> <li>• Caught game-winning TD vs. Michigan in the Jan. 1 Outback Bowl</li> <li>• Posted 11 points, but committed nine turnovers at Miss State</li> <li>• Five assists and just two turnovers, team high 18 points vs. Auburn</li> <li>• 7 points, and three steals in win at LSU</li> </ul>	MIN	PTS	RBS	AST	FG%	3FG%	FT%	29.3	10.7	2.1	1.7	41.8	28.6	59.1
MIN	PTS	RBS	AST	FG%	3FG%	FT%										
29.3	10.7	2.1	1.7	41.8	28.6	59.1										
<b>24</b>		<b>MICHAEL CARRERA</b> - Fr. - F - 6-5 - 212 - Anzoátegui, Venezuela <table border="1"> <thead> <tr> <th>MIN</th> <th>PTS</th> <th>RBS</th> <th>BLK</th> <th>FG%</th> <th>3FG%</th> <th>FT%</th> </tr> </thead> <tbody> <tr> <td>19.4</td> <td>10.4</td> <td>7.1</td> <td>0.8</td> <td>48.6</td> <td>66.7</td> <td>82.4</td> </tr> </tbody> </table> <ul style="list-style-type: none"> <li>• Since returning from hip injury has struggled with foul trouble early in games vs. Miss State and Auburn</li> <li>• Instrumental in win at LSU; scoring season high 23 points, including 21 in the second half and OT; 9-of-10 from the free throw line; 10 rebounds as well</li> </ul>	MIN	PTS	RBS	BLK	FG%	3FG%	FT%	19.4	10.4	7.1	0.8	48.6	66.7	82.4
MIN	PTS	RBS	BLK	FG%	3FG%	FT%										
19.4	10.4	7.1	0.8	48.6	66.7	82.4										
<b>25</b>		<b>MINDAUGAS KACINAS</b> - Fr. - F - 6-7 - 210 - Klaipeda, Lithuania <table border="1"> <thead> <tr> <th>MIN</th> <th>PTS</th> <th>RBS</th> <th>BLK</th> <th>FG%</th> <th>3FG%</th> <th>FT%</th> </tr> </thead> <tbody> <tr> <td>25.6</td> <td>7.3</td> <td>5.2</td> <td>0.9</td> <td>56.4</td> <td>20.0</td> <td>68.4</td> </tr> </tbody> </table> <ul style="list-style-type: none"> <li>• Named the Dec. 31 SEC Freshman of the Week (13 points vs. PC)</li> <li>• Collected three rebounds at Miss State, but did not score</li> <li>• Scored six points and collected four rebounds vs. Auburn</li> <li>• Three points off the bench at LSU</li> </ul>	MIN	PTS	RBS	BLK	FG%	3FG%	FT%	25.6	7.3	5.2	0.9	56.4	20.0	68.4
MIN	PTS	RBS	BLK	FG%	3FG%	FT%										
25.6	7.3	5.2	0.9	56.4	20.0	68.4										
<b>30</b>		<b>LAKEEM JACKSON</b> - Sr. - G - 6-5 - 235 - Charlotte, N.C. <table border="1"> <thead> <tr> <th>MIN</th> <th>PTS</th> <th>RBS</th> <th>AST</th> <th>FG%</th> <th>3FG%</th> <th>FT%</th> </tr> </thead> <tbody> <tr> <td>31.8</td> <td>9.9</td> <td>7.3</td> <td>2.4</td> <td>62.2</td> <td>0.0</td> <td>29.4</td> </tr> </tbody> </table> <ul style="list-style-type: none"> <li>• Four points, four turnovers and a career high four blocks</li> <li>• Three assists and 10 points vs. Auburn</li> <li>• Team high four assists, while collecting 3rd double-double of the year with 11 points and 11 rebounds in win at LSU</li> </ul>	MIN	PTS	RBS	AST	FG%	3FG%	FT%	31.8	9.9	7.3	2.4	62.2	0.0	29.4
MIN	PTS	RBS	AST	FG%	3FG%	FT%										
31.8	9.9	7.3	2.4	62.2	0.0	29.4										
<b>32</b>		<b>DAMIEN LEONARD</b> - So. - G - 6-4 - 190 - Greenville, S.C. <table border="1"> <thead> <tr> <th>MIN</th> <th>PTS</th> <th>RBS</th> <th>AST</th> <th>FG%</th> <th>3FG%</th> <th>FT%</th> </tr> </thead> <tbody> <tr> <td>13.6</td> <td>4.4</td> <td>2.4</td> <td>0.6</td> <td>36.8</td> <td>37.1</td> <td>70.0</td> </tr> </tbody> </table> <ul style="list-style-type: none"> <li>• First double-figure scoring game of the season with 15 points vs. PC</li> <li>• In first start of the season, posted 10 points vs. SC State</li> <li>• Had a breakout game vs. Auburn, hitting 6-of-9 from the field, including 5-of-8 from 3-point range for 17 points; also career high nine rebounds</li> </ul>	MIN	PTS	RBS	AST	FG%	3FG%	FT%	13.6	4.4	2.4	0.6	36.8	37.1	70.0
MIN	PTS	RBS	AST	FG%	3FG%	FT%										
13.6	4.4	2.4	0.6	36.8	37.1	70.0										
<b>33</b>		<b>RJ SLAWSON</b> - Jr. - F - 6-8 - 220 - Charleston, S.C. <table border="1"> <thead> <tr> <th>MIN</th> <th>PTS</th> <th>RBS</th> <th>BLK</th> <th>FG%</th> <th>3FG%</th> <th>FT%</th> </tr> </thead> <tbody> <tr> <td>16.1</td> <td>5.2</td> <td>4.0</td> <td>0.6</td> <td>45.8</td> <td>28.6</td> <td>69.2</td> </tr> </tbody> </table> <ul style="list-style-type: none"> <li>• Solid off the bench vs. SC State, posting 9 points on 4-of-5 from the field</li> <li>• Collected four rebounds vs. Miss State</li> <li>• Four points and five rebounds in nine minutes off the bench vs. Auburn</li> <li>• Key in win at LSU; season high 11 points, 4-of-5 from field and free throw line</li> </ul>	MIN	PTS	RBS	BLK	FG%	3FG%	FT%	16.1	5.2	4.0	0.6	45.8	28.6	69.2
MIN	PTS	RBS	BLK	FG%	3FG%	FT%										
16.1	5.2	4.0	0.6	45.8	28.6	69.2										
<b>35</b>		<b>BRIAN STEELE</b> - Fr. - F - 6-5 - 196 - Greenville, S.C. <table border="1"> <thead> <tr> <th>MIN</th> <th>PTS</th> <th>RBS</th> <th>AST</th> <th>FG%</th> <th>3FG%</th> <th>FT%</th> </tr> </thead> <tbody> <tr> <td>2.0</td> <td>1.0</td> <td>0.5</td> <td>0.0</td> <td>0.0</td> <td>0.0</td> <td>1.000</td> </tr> </tbody> </table> <ul style="list-style-type: none"> <li>• Walk-on forward</li> <li>• Named all-state, all-region and all-county during prep career</li> <li>• Played two minutes vs. Jacksonville</li> <li>• Hit two free throws vs. Presbyterian</li> </ul>	MIN	PTS	RBS	AST	FG%	3FG%	FT%	2.0	1.0	0.5	0.0	0.0	0.0	1.000
MIN	PTS	RBS	AST	FG%	3FG%	FT%										
2.0	1.0	0.5	0.0	0.0	0.0	1.000										
<b>45</b>		<b>CARLTON GEATHERS</b> - R-So. - F - 6-10 - 255 - Georgetown, S.C. <table border="1"> <thead> <tr> <th>MIN</th> <th>PTS</th> <th>RBS</th> <th>AST</th> <th>FG%</th> <th>3FG%</th> <th>FT%</th> </tr> </thead> <tbody> <tr> <td>7.8</td> <td>1.0</td> <td>1.5</td> <td>0.6</td> <td>43.5</td> <td>0.0</td> <td>66.7</td> </tr> </tbody> </table> <ul style="list-style-type: none"> <li>• Sophomore forward who suffered a fractured knee cap over the summer and continues to be out indefinitely.</li> </ul>	MIN	PTS	RBS	AST	FG%	3FG%	FT%	7.8	1.0	1.5	0.6	43.5	0.0	66.7
MIN	PTS	RBS	AST	FG%	3FG%	FT%										
7.8	1.0	1.5	0.6	43.5	0.0	66.7										
<b>55</b>		<b>SHANE PHILLIPS</b> - Sr. - G - 5-10 - 170 - Pittsburgh, Pa. <table border="1"> <thead> <tr> <th>MIN</th> <th>PTS</th> <th>RBS</th> <th>AST</th> <th>FG%</th> <th>3FG%</th> <th>FT%</th> </tr> </thead> <tbody> <tr> <td>2.0</td> <td>0.0</td> <td>0.0</td> <td>0.2</td> <td>0.0</td> <td>0.0</td> <td>0.0</td> </tr> </tbody> </table> <ul style="list-style-type: none"> <li>• Senior walk-on guard who is expected to see playing time this season</li> <li>• Saw action in one contest last season, scoring one point</li> <li>• Played one minute vs. Morgan State; also vs. Missouri State and UALR</li> <li>• Saw action vs. St. John's, Jacksonville and PC</li> </ul>	MIN	PTS	RBS	AST	FG%	3FG%	FT%	2.0	0.0	0.0	0.2	0.0	0.0	0.0
MIN	PTS	RBS	AST	FG%	3FG%	FT%										
2.0	0.0	0.0	0.2	0.0	0.0	0.0										

## INTERVIEW POLICIES

All interview requests must be made in advance to SID Emily Feeney-Molinary in the South Carolina Media Relations Office. Beginning with the start of practice in October, Feeney-Molinary will release a weekly coach and student-athlete availability schedule to media on Monday's.

**Post-Game Interview Policy:** After each home game, the visiting coach will address the media first, followed by South Carolina student-athletes then South Carolina head coach Frank Martin. (Depending on deadline, this may be altered on a game-by-game basis).

**Road Interview Policy:** Interviews with Coach Martin while on the road will be scheduled according to the home post-game media procedure. No student-athlete interviews are allowed until after the game once the team leaves Columbia.

All interviews are to be coordinated through the Media Relations Office. This allows the staff to arrange the interview when it best suits the student-athlete's and the reporter's schedules. Please contact the Media Relations Office in advance to make your interview requests. Media are not permitted to contact student-athletes on their own at any time.

All interviews will take place at the designated media interview site for that day as listed in the weekly availability schedule or in the Media Relations Office.

Dormitory, apartment and cell phone numbers for student-athletes will not be provided to the media. Should you need to conduct a telephone interview with a student-athlete, a call will be placed to you from the student-athlete at a mutually agreeable time.

## SOUTH CAROLINA MEDIA RELATIONS

**Emily Feeney-Molinary, primary contact**

Assistant Director

cell: 803-727-3284

e-mail: efeeney@mailbox.sc.edu

Website: www.GamecocksOnline.com

Facebook: www.Facebook.com/gamecocksonline

Twitter: @GamecockMBB

## STAT COMPARISON

	SC	VANDY
Record	11-5	6-9
Conference Record	1-2	0-3
Current Streak	W1	L3
Scoring Avg.	73.1	59.1
Opponent Scoring Avg.	68.8	61.3
Scoring Margin	+4.3	-2.2
Field Goal %	.455	.405
Opponent Field Goal %	.439	.424
3-Point Field Goal %	.346	.345
Opponent 3-Point Field Goal %	.317	.297
3-Point Field Goal Made PG	6.1	7.7
3-Point Field Goal Attempts PG	17.7	22.4
Free Throw %	.701	.568
Opponent Free Throw %	.665	.704
Rebounding Avg.	38.1	32.3
Opponent Rebounding Avg.	29.7	34.3
Rebounding Margin	+8.4	-1.9
Turnovers Avg.	17.4	13.7
Opponent Turnover Avg.	14.6	13.5
Assists Avg.	13.6	11.1
Blocks Avg.	3.9	3.1
Steals Avg.	4.8	6.3

## WEEKLY MEDIA AVAILABILITY (JAN. 13-19)

SUNDAY Jan. 13	MONDAY Jan. 14	TUESDAY Jan. 15	WEDNESDAY Jan. 16	THURSDAY Jan. 17	FRIDAY Jan. 18	SATURDAY Jan. 19
No Availability	No Availability	Frank Martin Press Conf. 11 a.m., CLA	@ LSU W,82-73 (OT)	No Availability	No Availability	vs. Vanderbilt 1:47 p.m. SEC Network

\* All practices are closed \* please contact SID Emily Feeney-Molinary for all media requests

### A SOUTH CAROLINA WIN WOULD ...

- Snap a three-game losing streak to Vanderbilt
- Would be Carolina's first SEC home win of the season
- Would be the eighth home win of the season for the Gamecocks

■ Junior guard Bruce Ellington put together his best game of the season vs. Auburn last Saturday. After turning the ball over nine times vs. Mississippi State, Ellington dished a season high five assists against just two turnovers, while hitting a season high 18 points vs. the Tigers on Saturday.

■ South Carolina suffered a 56-54 loss at Mississippi State on Jan. 12 in the 2013 SEC Opener. The Gamecocks struggled offensively in the contest, hitting just 39.2 percent (20-51) from the field, a near season worst in the category.

■ Frank Martin owns a 51-34 (.600) all-time record in conference play.

■ Junior guard Brian Richardson posted career highs in several categories vs. Mississippi State, including posting a career best 20 points to lead the Gamecocks in the contest.

■ Carolina's 24 turnovers at Mississippi State on Jan. 12 marked the second-most in a game this season for the Gamecocks (25 vs. Missouri State).

■ Senior guard LaShay Page, a post-graduate student from Dillon, S.C., will not compete with the South Carolina men's basketball team for the remainder of the 2012-13 season due to an academic eligibility issue.

### SCOUTING VANDERBILT

The Commodores enter Saturday's contest with a 6-9 overall record, which includes an 0-3 mark in league games. Vandy has losses to Kentucky and Arkansas, and most recently an overtime loss to Ole Miss on Tuesday. Sophomore guard Kedren Johnson paces the team with 15.9 points per game overall and 13.3 per SEC contest. Johnson also leads the team in assists and steals. Kyle Fuller (10.5) also provides double-digit points and Kevin Bright paces the team with 6.0 rebounds per contest. Like the Vandy teams of recent years, the Commodores rely heavily on the 3, taking 22.4 attempts per game, hitting 34.5 percent. The Commodores are led by head coach Kevin Stallings in his 14th season.

### VANDY SERIES

Vandy holds a 26-24 edge in the all-time series with South Carolina, but the Gamecocks hold a slight 12-11 lead in games played in Columbia. Vandy has won three straight games in the series, with Carolina's last win an 83-75 overtime victory early in the 2011 SEC campaign. Below is a breakdown of the last 10 meetings between the two schools.

### VANDERBILT (24-26)

H: 12-11; A: 10-14; N: 2-1

J. 9, 2008	H	73-80		L
F. 9, 2008	H	65-66		L
J. 28, 2009	H	86-76	W	
F. 28, 2009	A	83-96		L
J. 16, 2010	H	79-89		L
M. 6, 2010	A	77-73	W	
J. 8, 2011	H	83-75 (OT)	W	
F. 5, 2011	A	60-78		L
J. 10, 2012	H	57-67		L
F. 22, 2012	A	48-59		L

### BY THE NUMBERS

**53** - South Carolina erupted for a season high 53 points off the bench in the win at LSU. Carrera led the group with 23 points, while Williams added 16 and Slawson 11.

**27** - The Gamecocks forced LSU into 22 turnovers on Wednesday, just over six more than the Tigers' per game average entering the contest. The Gamecocks posted 27 points off of those Tiger giveaways, a season high in the category for the Garnet and Black.

**2** - South Carolina posted just two made 3s at LSU on Wednesday. The Gamecocks made up for the lack of scoring from beyond the arc with 36 points in the paint and 28 from the free throw line.

**28** - Carolina's 28 made free throws marked the most points from the foul line since also posting 28 vs. Georgia Southern on Nov. 16, 2009.

**37** - Carolina's 37 attempts from the foul line at LSU marked the most since that same Georgia Southern game when the Gamecocks had 44 attempts.

**16** - Junior guard Brenton Williams scored 16 points, including a 9-of-10 mark from the foul line, off the bench vs. LSU, playing 36 minutes in the contest. Williams had posted just two combined points in 12 combined minutes in the previous two SEC games this season.

**21** - Freshman forward Michael Carrera scored 23 points at LSU, but scored 21 during the second half and overtime. Carrera was 9-of-10 from the free throw line, and he played the final 6:38 of regulation and all of overtime with four personal fouls.

**+8.4** - Despite LSU out-rebounding the Gamecocks 40-36, Carolina still ranks second in the league and 13th in the nation in rebounding margin with a mark of +8.4.

**44.1%** - South Carolina leads the SEC in offensive rebounding percentage with a mark of 44.1 percent.

### UP NEXT FOR THE GAMECOCKS

South Carolina continues SEC play when it travels to Missouri on Tuesday, Jan. 22 for a 7 p.m. ET contest to be televised on ESPNU. The meeting marks the first meeting between the Gamecocks and Tigers.

### ELLINGTON WRAPS HIGHLY SUCCESSFUL FOOTBALL SEASON AT OUTBACK BOWL ON JAN. 1

Sophomore wide receiver Bruce Ellington had a stellar season on the football field in 2012. The Moncks Corner, S.C., native compiled 1,034 all purpose yards this season, including 600 receiving yards (team high) and 406 yards on kick returns. Ellington scored seven touchdowns, including the game-winning TD in the Jan. 1 Outback Bowl vs. Michigan. He was also instrumental in Carolina's win vs. Clemson in late November, when he logged a career high seven catches for two scores vs. the Tigers.

## ► ASSOCIATED PRESS TOP 25

Jan. 14, 2013

Rk.	Team	Record	Pts.
1	Louisville (36)	15-1	1,591
2	Indiana (13)	15-1	1,527
3	Duke (14)	15-1	1,501
4	Kansas (1)	14-1	1,416
5	Michigan (1)	16-1	1,415
6	Syracuse	16-1	1,284
7	Arizona	15-1	1,205
8	Gonzaga	16-1	1,141
9	Minnesota	15-2	1,041
10	Florida	12-2	1,019
11	Ohio State	13-3	939
12	Creighton	16-1	896
13	Butler	14-2	855
14	North Carolina State	14-2	836
15	San Diego State	14-2	704
16	Kansas State	13-2	670
17	Missouri	12-3	598
18	Michigan State	14-3	426
19	New Mexico	15-2	368
20	Notre Dame	14-2	295
21	Oregon	14-2	238
22	Virginia Commonwealth	14-3	212
23	Illinois	14-4	199
24	UCLA	14-3	185
25	Marquette	12-3	177

Others receiving votes: Cincinnati 121, Connecticut 70, Georgetown 56, Ole Miss 55, UNLV 26, Wisconsin 25, Boise State 9, Miami (FL) 9, Wichita State 6, Temple 5, Pittsburgh 2, Baylor 1, Utah State 1, Wyoming 1

Dropped from rankings: Georgetown 19, Cincinnati 21, Wichita State 23, UNLV 24

## ► ESPN/USA TODAY TOP 25

Jan. 14, 2013

Rk.	Team	Record	Pts.
1	Louisville (18)	15-1	753
2	Indiana (6)	15-1	718
3	Duke (7)	15-1	707
4	Kansas	14-1	680
5	Michigan	16-1	678
6	Syracuse	16-1	619
7	Arizona	15-1	574
8	Gonzaga	16-1	552
9	Florida	12-2	526
10	Creighton	16-1	489
11	Ohio State	13-3	436
12	Minnesota	15-2	433
13	Butler	14-2	370
14	San Diego State	14-2	366
15	North Carolina State	14-2	321
16	Missouri	12-3	298
17	Michigan State	14-3	286
18	Kansas State	13-2	243
19	Virginia Commonwealth	14-3	178
20	Notre Dame	14-2	155
21	New Mexico	15-2	147
22	Illinois	14-4	125
23	UNLV	14-3	109
24	Cincinnati	14-3	80
25	UCLA	14-3	38

Others receiving votes: Oregon 37, Georgetown 32, Marquette 23, Wisconsin 23, Wichita State 19, Ole Miss 14, Wyoming 13, Connecticut 10, Miami (FL) 8, Oklahoma State 8, Boise State 2, Bucknell 2, Utah State 2, Iowa State 1

Dropped from rankings: Georgetown 22, Wyoming 25



## SOUTHEASTERN CONFERENCE STANDINGS

As of Jan. 18, 2012

Team	Conference	Overall
Ole Miss	3-0	14-2
Florida	3-0	13-2
Missouri	2-1	13-3
Texas A&M	2-1	12-4
Arkansas	2-1	11-5
Kentucky	2-1	11-5
Alabama	2-1	10-6
Auburn	2-1	8-8
Mississippi State	2-1	7-8
South Carolina	1-2	11-5
LSU	0-3	9-5
Tennessee	0-3	8-7
Vanderbilt	0-3	6-9
Georgia	0-3	6-10

## COACHES TELECONFERENCE

The weekly SEC men's basketball coaches teleconference is scheduled for every Monday Jan. 4 - March 5.

The 12 Southeastern Conference men's head basketball coaches will be featured from 10:00 - 11:17 a.m. (CT).

Media representatives wishing to participate in the teleconference should contact the SEC Media Relations Department for further details. Each coach will appear on the teleconference for seven minutes, according to the following schedule:

## ORDER OF APPEARANCE

(All Times Eastern)

11:00 a.m.	Kevin Stallings, Vanderbilt
11:07 a.m.	Billy Donovan, Florida
11:14 a.m.	Frank Martin, South Carolina
11:21 a.m.	Mark Fox, Georgia
11:28 a.m.	Johnny Jones, LSU
11:35 a.m.	John Calipari, Kentucky
11:42 a.m.	Cuonzo Martin, Tennessee
11:49 a.m.	Mike Anderson, Arkansas
11:56 a.m.	Anthony Grant, Alabama
12:03 a.m.	Tony Barbee, Auburn
12:10 a.m.	Andy Kennedy, Ole Miss
12:17 a.m.	Rick Ray, Miss. State
12:24 a.m.	Frank Haith, Missouri
12:31 a.m.	Billy Kennedy, Texas A&M

In addition, the SEC men's basketball teams who make it to postseason will be on a teleconference on Monday, March 18 beginning at 11:00 a.m. ET.

All SEC basketball teleconferences can be listened to on the internet at [www.secsports.com](http://www.secsports.com) shortly after the conclusion of the teleconference

## SOUTH CAROLINA BENCH PRODUCTION

GAME	SC-OPP	DIFF.	SC HIGH BENCH SCORER
Milwaukee	28-16	+12	Williams, 14
Morgan State	18-13	+3	Richardson, 10
Rider	32-9	+23	Kacinas, 18
Elon	16-13	+3	Richardson, 7
vs. Missouri St.	37-13	+24	Carrera, 18
vs. UALR	30-13	+17	Kacinas, 13
at St. John's	37-29	+8	Williams, 10
Clemson	40-20	+21	Williams, 16
Jacksonville	46-41	+5	Richardson, 16
Appalachian State	25-23	+2	Williams, 11
vs. Manhattan	21-25	-4	Richardson, 12
Presbyterian	25-10	+15	Leonard, 15
SC State	25-10	+15	Williams, 14
at Miss State	11-22	-11	Chatkevicius, 4
Auburn	27-27	-	Leonard, 17
at LSU	53-17	+36	Carrera, 23
Vanderbilt			
at Missouri			
Arkansas			
at Florida			
Georgia			
at Kentucky			
Tennessee			
LSU			
at Alabama			
Ole Miss			
at Georgia			
Missouri			
at Texas A&M			
Miss State			
at Vanderbilt			
SEC Tournament			
NCAA Tournament			

## SPECIALTY STATS

(PP) points in paint; (OT) points off turnovers; (2nd) second chance points; (FB) fast break points

(South Carolina-Opponent)

GAME	PP	OT	2ND	FB
Milwaukee	46-20	17-15	14-10	12-4
Morgan State	34-48	22-20	19-4	6-14
Rider	34-42	24-21	9-4	12-12
Elon	22-24	17-18	15-6	14-6
vs. Missouri St.	20-34	14-26	5-12	3-4
vs. UALR	38-26	22-14	19-9	10-2
at St. John's	34-30	6-10	23-14	2-11
Clemson	26-26	14-23	15-10	8-8
Jacksonville	36-36	6-20	11-8	14-14
Appalachian State	36-32	13-26	8-13	7-12
vs. Manhattan	26-20	20-12	22-10	2-6
Presbyterian	30-24	16-12	19-5	12-7
SC State	48-38	20-8	19-17	5-10
at Miss State	20-34	15-28	10-6	2-14
Auburn	24-26	18-15	20-8	7-12
at LSU	36-30	27-17	12-7	8-4
Vanderbilt				
at Missouri				
Arkansas				
at Florida				
Georgia				
at Kentucky				
Tennessee				
LSU				
at Alabama				
Ole Miss				
at Georgia				
Missouri				
at Texas A&M				
Miss State				
at Vanderbilt				
SEC Tournament				
NCAA Tournament				
<b>SC Total</b>	<b>490</b>	<b>271</b>	<b>240</b>	<b>124</b>
<b>SC Average</b>	<b>30.6</b>	<b>16.9</b>	<b>15.0</b>	<b>7.8</b>
Opp Total	490	300	143	126
Opp Average	30.6	18.8	8.9	7.9

## UNIVERSITY INFORMATION

Location..... Columbia, S.C.  
 Founded ..... 1801  
 Enrollment ..... 30,721  
 Nickname..... Gamecocks  
 Colors ..... Garnet (PMS 202) and Black  
 National Affiliation..... NCAA Division I  
 Conference ..... Southeastern (SEC)  
 Athletics Web Address..... www.GamecocksOnline.com  
 University Web Address ..... www.sc.edu  
 President ..... Dr. Harris Pastides  
 NCAA Representative..... Dr. Zach Kelehear  
 Athletics Director ..... Ray Tanner  
 Basketball Administrator/Chief Operating Officer ..... Kevin O'Connell

## BASKETBALL STAFF/INFORMATION

Head Coach..... Frank Martin  
 Alma Mater ..... Florida International, '93  
 Record At South Carolina/Seasons ..... First Season  
 Overall Record/Seasons..... 128-59 (.684), 6th season  
 Associate Head Coach..... Brad Underwood (Kansas State, '86)  
 Assistant Coach/Recruiting Coordinator..... Matt Figger (Eastern Kentucky, '95)  
 Assistant Coach..... Lamont Evans (Kansas State, '09)  
 Director of Basketball Operations..... Andy Assaley (Cincinnati, '96)  
 Strength & Conditioning Coach ..... Scott Greenawalt (Muskingum College, '98)  
 Athletic Trainer..... Mark Rodger (Buffalo, '01)  
 Video Coordinator..... Dylan Lockwood (Cazenovia, '05)  
 Grad. Student Mgr./Student-Athlete Development ... Doug Edwards (Florida State, '07)  
 Graduate Student Manager ..... Darren Kent (Kansas State, '09)  
 Home Arena..... Colonial Life Arena  
 Capacity..... 18,000  
 Arena General Manager ..... Lexi Boone  
 Press Row Phone Number ..... 803-777-6182

## BASKETBALL HISTORY

First Year of Basketball..... 1908  
 All-Time Record..... 1,308-1,154-1 (.530)  
 Overall Postseason Record..... 25-18  
 NCAA Tournament Appearances ..... 1971, 1972, 1973, 1974, 1989, 1997,  
 ..... 1998, 2004  
 NCAA Tournament Record ..... 4-9  
 Last NCAA Tournament Appearance..... 2004, L vs. Memphis, 59-43  
 NIT Appearances..... 1969, 1975, 1978, 1983, 1991, 1996,  
 ..... 2001, 2002, 2005, 2006, 2009  
 NIT Record ..... 21-9  
 Last NIT Appearance..... 2009, L vs. Davidson, 70-63  
 Conference Championships ..1970 ACC, 1997 SEC, 2009 SEC East Co-Champs  
 Conference Tournament Titles..... 1934 SoCon, 1971 ACC

## TEAM INFORMATION

2011-12 Record ..... 10-21  
 Southeastern Conference Record/Finish ..... 2-14/12th  
 Postseason..... None  
 Letterwinners Returning/Lost..... 9/3  
 Starters Returning/Lost..... 2/3\*  
 ..... \*based on final game starters from 2011-12 season  
 Newcomers..... 4  
 Roster Breakdown ..... 3 freshmen, 2 sophomores, 5 juniors, 3 seniors

## MEDIA RELATIONS

Asst. Media Relations Director/Men's Basketball Contact ..... Emily Feeney-Molinary  
 Feeney's email ..... efeeney@mailbox.sc.edu  
 Feeney's office phone ..... 803-777-7743  
 Website..... GamecocksOnline.com



## HEAD COACH FRANK MARTIN

### COACHING CAREER

#### KANSAS STATE (2007-12)

2007-08	21-12	NCAA, 2nd Round
2008-09	22-12	NIT, 2nd Round
2009-10	29-8	NCAA, Elite Eight
2010-11	23-11	NCAA, 3rd Round
2011-12	22-11	NCAA, 3rd Round
<b>5 years</b>	<b>117-54 (.684)</b>	<b>7-5 postseason record</b>



#### SOUTH CAROLINA (2012-PRESENT)

2012-13	11-5	-
<b>1 year</b>	<b>11-5</b>	
<b>Career Total</b>	<b>128-59 (.684)</b>	

## COACHING

### EXPERIENCE

28th season

### COLLEGE EXPERIENCE

13th season

### COLLEGE HEAD COACH EXPERIENCE

6th season

### HIRE DATE AT CAROLINA

March 27, 2012

## PERSONAL

### HOMETOWN

Miami, Fla.

### ALMA MATER

Florida International, 1993 (B.A. Physical Education)

### FAMILY

Wife, Anya

Children, Brandon, Amalia and Christian

## COACHING RESUME

### HIGH SCHOOL

Miami Senior High, 1985-93

Varsity Boys' Assistant Coach

Junior Varsity Boys' Head Coach

North Miami High, Head Coach, 1993-95

Miami Senior High, Head Coach, 1995-98

B.T. Washington High, Head Coach, 1999-2000

### COLLEGE ASSISTANT COACH

Northeastern, 2000-04

Cincinnati, 2004-06

Kansas State, 2006-07

### COLLEGE HEAD COACH

Kansas State, 2007-12

South Carolina, 2012-present

### HEAD COACH FRANK MARTIN

South Carolina head coach Frank Martin has enjoyed much success early in his head coaching career. Martin spent the past five seasons as the head coach at Kansas State, leading the Wildcats to the NCAA Tournament four times, including a trip to the Elite Eight during the 2009-10 campaign when the squad won a school-record 29 contests. Martin's Wildcats won at least 21 games in each of his five seasons at the helm, compiling a record of 117-54 (.684) under his direction. During that time, Kansas State posted a 50-32 (.609) record in Big 12 Conference games, finishing fifth or higher in each season, while finishing third or higher three times.

### 2013 SEC TOURNAMENT

The 2013 SEC Men's Basketball Tournament will be played March 13-17 at Bridgestone Arena in Nashville, Tenn. The men's basketball tournament has expanded to include all 14 teams and will be seeded 1-14. The tournament will begin on Wednesday, March 13 with matchups between the No. 11 and No. 14 seeds and the No. 12 and No. 13 seeds. The winners will advance to meet the sixth and fifth seeds, respectively, on Thursday. Also playing on Thursday will be the No. 8 and No. 9 seeds and the No. 7 and No. 10 seeds. The top four seeds in the tournament will receive byes until Friday's quarterfinal round.

### NON-CONFERENCE SCHEDULE

The 2012-13 non-conference slate features 10 home dates, including one exhibition, to be played at Colonial Life Arena, two trips to New York City and an international visit to Puerto Vallarta, Mexico, to highlight the lineup. In the non-conference portion of its schedule, the Gamecocks will take part in three events, including the Hoops for Hope Classic with games in Columbia and Puerto Vallarta, Mexico, the annual SEC/BIG EAST Challenge, as well as the Brooklyn Hoops Holiday Invitational. The latter two will see the Gamecocks travel to New York City.

### EXCEPTIONAL COACHING STAFF

The South Carolina men's basketball staff has nearly 100 years of coaching experience combined from the high school level, through the junior college ranks and at elite level programs in Division I basketball. Head coach Frank Martin is in his 13th season of coaching in college basketball, associate head coach Brad Underwood in his 27th, assistant coach Matt Figger in his 20th and Lamont Evans in his fifth.

**LAST TIME VS. VANDERBILT**

**GAME 27 - SOUTH CAROLINA 48, VANDERBILT 59**  
**NASHVILLE, TENN. - FEB. 22, 2012**

**NASHVILLE, Tenn.** - South Carolina suffered a 59-48 loss on the road at Vanderbilt on Wednesday in SEC play. Sophomore guard Bruce Ellington led the Gamecocks with 15 points in the contest.

Both teams struggled offensively in the game, as South Carolina (10-17, 2-11 SEC) hit 32.7 percent (18-55) from the floor and Vanderbilt (20-8, 9-4 SEC) hit 38.5 percent (15-39). Ellington led the Gamecocks with 15 points and four assists, while freshman guard Damien Leonard added 10.

South Carolina was outstanding defensively on the night, holding one of the league's top scoring teams to just 59 points and just 25 percent (4-16) from 3-point range. Vanderbilt was led by junior guard John Jenkins with 21 points, while Lance Goulbourne added 12 and Festus Ezeli 14 points and five blocks. Vanderbilt shot 28 free throws in the contest, compared to just four attempts from the line for Carolina.

The teams traded baskets to open the contest, including an offensive rebound and put-back by redshirt-freshman forward Carlton Geathers with just under 15 minutes to play. A dunk by Gamecock sophomore forward Damontre Harris saw the contest tied at 14-14 at the 10:36 mark before both teams struggled to find the basket midway through the half.

Ellington scored South Carolina's final eight points of the opening half, including consecutive 3s to give Carolina a 20-18 lead with 4:20 on the clock. He added a layup seconds later, and Goulbourne tallied the final four points of the half for Vandy as the contest was tied at 22-22 at the half.

Neither team led by more than five points in the opening half, and the Gamecocks hit 39.1 percent (9-23) from the floor, compared to 34.6 percent (9-26) from Vandy.

Both teams struggled from the floor in the second half. Two free throws by Harris early in the second half saw South Carolina take a 27-26 lead, but Vandy responded, using an 11-5 run to take a 37-32 upperhand with 14:12 remaining in the game.

South Carolina struggled to find the basket for a four-minute stretch before the four-minute mark, which allowed Vanderbilt to extend its lead to 48-38 after two free throws from Ezeli with 4:19 remaining.

Ellington followed with a layup at the opposite end seconds later, but the Gamecocks were called for their 10th foul soon after to put Vanderbilt in the double-bonus for the second half. Solid free throw shooting late in the contest by Vandy saw the Commodores earn the 59-48 victory.

**GAME 27**

**Official Basketball Box Score -- Game Totals -- Final Statistics**  
**South Carolina vs Vanderbilt**  
**2/22/12 7 p.m. at Nashville, Tenn. (Memorial Gym)**



**South Carolina 48 • 10-17, 2-11 SEC**

##	Player	Total	3-Ptr			Rebounds		PF	TP	A	TO	Blk	Stl	Min	
			FG-FGA	FG-FGA	FT-FTA	Off	Def								Tot
15	COOKE, Malik	f	3-10	2-6	0-0	0	3	3	2	8	1	1	0	2	32
33	SLAWSON, RJ	f	0-0	0-0	0-0	0	2	2	4	0	1	3	0	0	14
45	GEATHERS, Carlton	f	1-2	0-0	0-0	2	0	2	2	2	0	1	0	0	8
23	ELLINGTON, Bruce	g	5-13	3-4	2-2	1	3	4	2	15	4	2	0	0	35
32	LEONARD, Damien	g	4-15	2-10	0-0	1	0	1	3	10	0	1	0	1	34
01	WILLIAMS, Brenton		2-7	1-2	0-0	1	1	2	1	5	0	0	0	0	13
05	SMITH, Eric		0-1	0-0	0-0	0	1	1	0	0	0	0	0	0	1
13	GILL, Anthony		1-3	0-1	0-0	1	1	2	4	2	1	2	0	1	23
24	HARRIS, Damontre		2-3	0-0	2-2	4	2	6	2	6	1	1	4	1	32
30	JACKSON, Lakeem		0-1	0-0	0-0	0	2	2	0	0	1	0	0	0	8
	Team					1	1	2							
	Totals		18-55	8-23	4-4	11	16	27	20	48	9	11	4	5	200

FG % 1st Half: 9-23 39.1% 2nd half: 9-32 28.1% Game: 18-55 32.7% Deadball  
 3FG % 1st Half: 4-10 40.0% 2nd half: 4-13 30.8% Game: 8-23 34.8% Rebounds  
 FT % 1st Half: 0-0 0.0% 2nd half: 4-4 100.0% Game: 4-4 100.0% 0

**Vanderbilt 59 • 20-8, 9-4 SEC**

##	Player	Total	3-Ptr			Rebounds		PF	TP	A	TO	Blk	Stl	Min	
			FG-FGA	FG-FGA	FT-FTA	Off	Def								Tot
05	GOULBOURNE, Lance	f	2-6	1-2	7-8	2	6	8	4	12	2	3	0	2	31
44	TAYLOR, Jeffery	f	1-8	0-5	2-4	2	3	5	0	4	1	2	2	1	30
03	EZELI, Festus	c	3-4	0-0	8-8	1	3	4	3	14	0	3	5	1	18
01	TINSLEY, Brad	g	2-6	0-2	2-2	0	2	2	0	6	5	0	0	0	31
23	JENKINS, John	g	6-10	3-6	6-6	0	3	3	1	21	1	1	2	0	36
02	JOHNSON, Kedren		1-3	0-0	0-0	1	1	2	0	2	0	2	0	0	15
24	PARKER, Dai-Jon		0-0	0-0	0-0	0	1	1	0	0	0	0	0	0	8
33	TCHENGANG, Steve		0-1	0-0	0-0	2	3	5	0	0	1	1	0	0	19
34	MOATS, Shelby		0-0	0-0	0-0	0	0	0	0	0	0	0	0	0	+
45	ODOM, Rod		0-1	0-1	0-0	0	0	0	1	0	2	0	0	0	12
	Team					0	4	4							
	Totals		15-39	4-16	25-28	8	26	34	9	59	12	12	9	4	200

FG % 1st Half: 9-26 34.6% 2nd half: 6-13 46.2% Game: 15-39 38.5% Deadball  
 3FG % 1st Half: 2-11 18.2% 2nd half: 2-5 40.0% Game: 4-16 25.0% Rebounds  
 FT % 1st Half: 2-2 100.0% 2nd half: 23-26 88.5% Game: 25-28 89.3% 3

Officials: Ted Valentine, Karl Hess, Roger Ayers  
 Technical fouls: South Carolina-None. Vanderbilt-None.  
 Attendance: 13705

Score by periods	1st	2nd	Total
South Carolina	22	26	48
Vanderbilt	22	37	59

	In	Off	2nd	Fast	Bench
Points	Paint	T/O	Chance	Break	
SC	14	7	8	0	13
VANDY	22	14	4	6	2

Last FG - SC 2nd-00:41, VANDY 2nd-02:57.  
 Largest lead - SC by 2 1st-04:25, VANDY by 12 2nd-02:57.

Score tied - 5 times.  
 Lead changed - 6 times.

**CHATKEVICIUS MISSED FIRST SIX GAMES**

South Carolina head men's basketball coach Frank Martin announced on Nov. 11 that freshman forward Laimonas Chatkevicius would miss the first six games of the 2012-13 season. The NCAA determined that Chatkevicius received impermissible benefits from his host family prior to enrolling at the University of South Carolina, and as a result he will be withheld from the first six games. He was able to return to game action vs. St. John's.

**MARTIN CONFIRMS SIGNING OF RINGER, MCKIE AND THORNWELL**

**Martin on Desmond Ringer (F/C - 6-9 - 260 - McDonough, Ga. - Eagle's Landing)**

"Desmond Ringer gives us size, strength, athleticism and skill on the front line. He comes from a very successful high school program, and we're excited to have him be part of our family. He is a guy that understands how to play, and he has great size and real good hands. Desmond is someone that we feel will become a big-time presence on the front line for many years to come."

**Martin on Justin McKie (G - 6-4 - 180 - Columbia, S.C. - Irmo)**

"With his name alone, it should give people an understanding of the kind of bloodlines that he has. Justin loves to win, and he is coached by Tim Whipple, one of the great coaches in the country, not just in high school basketball or in this state. In my seven months here, Justin has improved as much as any player that I have watched. We really like his toughness, his ability to play defense in a system that is similar to ours and his length and size on the perimeter. He is someone that, as we move forward, we think he is definitely a great part of building a championship program."

**Martin on Sindarius Thornwell (G - 6-5 - 180 - Lancaster, S.C. - Oak Hill Academy)**

"Sindarius Thornwell is an extremely talented guard, and he is a winner. In today's day and age, you have players that are highly ranked across the country that have a sense of entitlement, and he does not. He remains very humble and very loyal to his state. With his choice to play at South Carolina, it shows the kind of love that he, along with the other guys, have for this University. For he and Justin, representing their state was something very important to them. Sindarius has a chance to be a special player in our program. He is another big guard, who can play the point guard position, as well as the two and three. He is the consummate winner; he defends, he rebounds and he is a great decision maker with the basketball."

## ROSTER BREAKDOWN

### RETURNING STARTERS (2)

Bruce Ellington  
Damien Leonard  
*\*based on final game of 2011-12 season*

### RETURNING LETTERWINNERS (9)

Bruce Ellington  
Carlton Geathers  
Lakeem Jackson  
Damien Leonard  
Shane Phillips  
Brian Richardson  
RJ Slawson  
Eric Smith  
Brenton Williams

### GUARDS (8)

Austin Constable  
Bruce Ellington  
Damien Leonard  
LaShay Page  
Shane Phillips  
Brian Richardson  
Eric Smith  
Brenton Williams

### FORWARDS (7)

Michael Carrera  
Laimonas Chatkevicius  
Carlton Geathers  
Lakeem Jackson  
Mindaugas Kacinas  
RJ Slawson  
Brian Steele

### BY HEIGHT

Laimonas Chatkevicius - 6'11"  
Carlton Geathers - 6'10"  
RJ Slawson - 6'8"  
Mindaugas Kacinas - 6'7"  
Lakeem Jackson - 6'5"  
Michael Carrera - 6'5"  
Brian Steele - 6'5"  
Brian Richardson - 6'4"  
Damien Leonard - 6'4"  
LaShay Page - 6'2"  
Austin Constable - 6'0"  
Brenton Williams - 5'11"  
Eric Smith - 5'11"  
Shane Phillips - 5'10"  
Bruce Ellington - 5'9"

### PRONUNCIATION

Lie-MOAN-us Shh-CAVE-VEE-us  
Min-DAWG-us Kye-CHIN-iss

## 2012-13 SOUTH CAROLINA ROSTER

### ALPHABETICAL

No.	Name	Pos.	Ht.	Wt.	Cl.	Exp.	Hometown/High/Last School
24	Michael Carrera	F	6-5	212	FR	HS	Anzoátegui, Venezuela/Montrose Christian School
14	Laimonas Chatkevicius	F	6-11	255	FR	HS	Klaipeda, Lithuania/South Kent School
12	Austin Constable*	F	6-0	175	FR	HS	West Chester, Pa./Henderson
23	Bruce Ellington	G	5-9	197	JR	2VL	Moncks Corner, S.C./Berkeley
45	Carlton Geathers	F	6-10	255	RS SO	1VL	Georgetown, S.C./Carvers Bay
30	Lakeem Jackson	F	6-5	235	SR	3VL	Charlotte, N.C./Christ School
25	Mindaugas Kacinas	F	6-7	210	FR	HS	Klaipeda, Lithuania/Word of Life Fire Traditional School
32	Damien Leonard	G	6-4	190	SO	1VL	Greenville, S.C./J.L. Mann
0	LaShay Page	G	6-2	195	SR	2VL	Dillon, S.C./Dillon/Southern Mississippi
55	Shane Phillips*	G	5-10	170	SR	1L	Pittsburgh, Pa./Wheeling (W.Va.) Central
2	Brian Richardson	G	6-4	175	JR	2VL	Wilson, N.C./Greenfield School
33	RJ Slawson	F	6-8	220	JR	2VL	Charleston, S.C./Fort Dorchester
5	Eric Smith	G	5-11	205	JR	2VL	Mullins, S.C./Christ School
35	Brian Steele*	F	6-5	196	FR	HS	Greenville, S.C./Wade Hampton School
1	Brenton Williams	G	5-11	175	JR	1VL	Kissimmee, Fla./Osceola High School/Santa Fe College

### NUMERICAL

No.	Name	Pos.	Ht.	Wt.	Cl.	Exp.	Hometown/High/Last School
0	LaShay Page	G	6-2	195	SR	2VL	Dillon, S.C./Dillon/Southern Mississippi
1	Brenton Williams	G	5-11	175	JR	1VL	Kissimmee, Fla./Osceola High School/Santa Fe College
2	Brian Richardson	G	6-4	175	JR	2VL	Wilson, N.C./Greenfield School
5	Eric Smith	G	5-11	205	JR	2VL	Mullins, S.C./Christ School
12	Austin Constable*	F	6-0	175	FR	HS	West Chester, Pa./Henderson
14	Laimonas Chatkevicius	F	6-11	255	FR	HS	Klaipeda, Lithuania/South Kent School
23	Bruce Ellington	G	5-9	197	JR	2VL	Moncks Corner, S.C./Berkeley
24	Michael Carrera	F	6-5	212	FR	HS	Anzoátegui, Venezuela/Montrose Christian School
25	Mindaugas Kacinas	F	6-7	210	FR	HS	Klaipeda, Lithuania/Word of Life Fire Traditional School
30	Lakeem Jackson	F	6-5	235	SR	3VL	Charlotte, N.C./Christ School
32	Damien Leonard	G	6-4	190	SO	1VL	Greenville, S.C./J.L. Mann
33	RJ Slawson	F	6-8	220	JR	2VL	Charleston, S.C./Fort Dorchester
35	Brian Steele*	F	6-5	196	FR	HS	Greenville, S.C./Wade Hampton School
45	Carlton Geathers	F	6-10	255	RS SO	1VL	Georgetown, S.C./Carvers Bay
55	Shane Phillips*	G	5-10	170	SR	1L	Pittsburgh, Pa./Wheeling (W.Va.) Central

**Head Coach:** Frank Martin (Florida International, '93)

**Associate Head Coach:** Brad Underwood (Kansas State, '86)

**Assistant Coach/Recruiting Coordinator:** Matt Figger (Eastern Kentucky, '95)

**Assistant Coach:** Lamont Evans (Kansas State, '09)

**Director of Basketball Operations:** Andy Assaley (Cincinnati, '96)

**Strength & Conditioning Coach:** Scott Greenawalt (Muskingum College, '98)

**Athletic Trainer:** Mark Rodger (Buffalo, '01)


**Video Coordinator:** Dylan Lockwood (Cazenovia, '05)

**Graduate Student Manager/Student-Athlete Development:** Doug Edwards (Florida State, '07)

**Graduate Student Manager:** Darren Kent (Kansas State, '09)

*\* indicates walk-on*

## RADIO/TV SPOT CHART




**#0**

**LASHAY PAGE**  
Sr. - G - 6-2 - 195  
Dillon, S.C.  
Southern Miss.



**#1**

**BRENTON WILLIAMS**  
Jr. - G - 5-11 - 175  
Kissimmee, Fla.  
Santa Fe College




**#2**

**BRIAN RICHARDSON**  
Jr. - G - 6-4 - 175  
Wilson, N.C.  
Greenfield School




**#5**

**ERIC SMITH**  
Jr. - G - 5-11 - 205  
Mullins, S.C.  
Christ School




**#12**

**AUSTIN CONSTABLE**  
Fr. - G - 6-0 - 175  
West Chester, Pa.  
Henderson



**#14**

**LAIMONAS CHATKEVICIUS**  
Fr. - F - 6-11 - 255  
Klaipeda, Lithuania  
South Kent (Conn.)  
School




**#23**

**BRUCE ELLINGTON**  
Jr. - G - 5-9 - 197  
Moncks Corner, S.C.  
Berkeley



**#24**

**MICHAEL CARRERA**  
Fr. - F - 6-5 - 212  
Anzoátegui, Venezuela  
Montrose Christian




**#25**

**MINDAUGAS KACINAS**  
Fr. - F - 6-7 - 210  
Klaipeda, Lithuania  
Word of Life Fire  
Traditional School



**#30**

**LAKEEM JACKSON**  
Sr. - F - 6-5 - 235  
Charlotte, N.C.  
Christ School



**#32**

**DAMIEN LEONARD**  
So. - G - 6-4 - 190  
Greenville, S.C.  
J.L. Mann




**#33**

**RJ SLAWSON**  
Jr. - F - 6-8 - 220  
Charleston, S.C.  
Fort Dorchester



**#35**

**BRIAN STEELE**  
Fr. - F - 6-5 - 196  
Greenville, S.C.  
Wade Hampton School



**#45**

**CARLTON GEATHERS**  
R-So. - F - 6-10 - 255  
Georgetown, S.C.  
Carvers Bay



**#55**

**SHANE PHILLIPS**  
Sr. - G - 5-10 - 170  
Pittsburgh, Pa.  
Wheeling Central (W.Va.)



**FRANK MARTIN**  
Head Coach



**BRAD UNDERWOOD**  
Associate Head Coach



**MATT FIGGER**  
Assistant Coach/  
Recruiting Coordinator



**LAMONT EVANS**  
Assistant Coach



**ANDY ASSALEY**  
Director of Basketball  
Operations



**SCOTT GREENAWALT**  
Strength & Conditioning  
Coach



**MARK RODGER**  
Athletic Trainer



**DOUG EDWARDS**  
Grad. Student Manager/  
Student-Athlete  
Development



**DARREN KENT**  
Grad. Student Manager



**DYLAN LOCKWOOD**  
Video Coordinator



**EMILY FEENEY-MOLINARY**  
Media Relations



## GAMECOCKS RECORD WHEN ...

At home	7-3
On the road	1-2
At neutral sites	3-0
In overtime	3-0
vs. Top 25 team	0-0
vs. Top 10 team	0-0
vs. Top 3 team	0-0
Leading at half	9-1
Trailing at half	2-3
Tied at half	0-1
Shooting 50% or better	5-0
Shooting between 39-49%	6-3
Shooting less than 39%	0-2
Opp. shooting 50% or better	2-2
Opp. shooting between 39-49%	6-2
Opp. shooting less than 39%	3-1
Shooting better than opp.	10-1
Shooting worse then/equal to opp.	1-4
Starters out-score opp. starters	5-1
Opp. starters score/equal more	6-4
Bench out-scores opp. bench	10-3
Opp. bench scores/equals more	1-2
Having more FTs than opp.	6-1
Having equal/less FTs than opp.	5-4
Have more TOs than opp.	6-4
Having equal/less TOs than opp.	5-1
Having more rebounds than opp.	9-5
Having equal/less rebounds than opp.	2-0
Making 6 or more 3FGs	7-3
Having 15 or more assists	5-1
Having less than 15 assists	6-4
Score more points in paint than opp.	7-1
Scoring equal/less points in paint than opp.	4-4
Scoring more points off TOs than opp.	8-1
Scoring equal/less points off TOs than opp.	3-4
Scoring more 2nd-chance points than opp.	9-5
Scoring equal/less 2nd-chance points than opp.	2-0
Scoring more fast break points than opp.	4-1
Scoring equal/less fast break points than opp.	7-4
Wearing White uniforms	4-3
Wearing Garnet uniforms	1-1
Wearing Black uniforms	2-0
Wearing Gray Uniforms	4-1
Playing on live TV	7-4
Playing in November	5-2
Playing in December	4-1
Playing in January	2-2
Playing in February	0-0
Playing in March	0-0
Playing a day-game	3-1
Playing a night-game	8-3
Playing on Sunday	2-1
Playing on a Monday	1-0
Playing on a Tuesday	0-0
Playing on a Wednesday	2-2
Playing on a Thursday	0-1
Playing on a Friday	3-0
Playing on a Saturday	3-1
Scoring margin is 5 points or less	1-2
Margin is between 6-10	4-1
Margin is between 11-20	6-1
Margin is more than 20	0-1
Scoring 59 points or less	0-3
Scoring 60-69 points	1-1
Scoring 70-79 points	4-1
Scoring 80-89 points	5-0
Scoring 90-99 points	1-0
Scoring 100+ points	0-0

## MISCELLANEOUS

Current streak	W1
Home court streak	L1
Away streak	W1
Neutral court streak	W3

## 2012-13 SUPERLATIVES

(tied for team lead also included)

Scoring Leaders	'12-13	Career
LaShay Page	3	3*
Brenton Williams	4	5
Lakeem Jackson	3	5
Michael Carrera	3	3
Brian Richardson	2	4
Bruce Ellington	1	21

Rebounding Leaders	'12-13	Career
Michael Carrera	4	4
Lakeem Jackson	7	23
LaShay Page	1	1*
Mindaugas Kacinas	2	2
Laimonas Chatkevicius	1	1
Damien Leonard	2	2
Brian Richardson	1	1

Assists Leaders	'12-13	Career
Eric Smith	11	17
Lakeem Jackson	4	27
Brian Richardson	3	4
Bruce Ellington	1	35

Blocks Leaders	'12-13	Career
Michael Carrera	4	4
RJ Slawson	3	8
Damien Leonard	1	1
Brenton Williams	2	2
Brian Richardson	2	2
Lakeem Jackson	5	8
Mindaugas Kacinas	6	6
LaShay Page	1	1*
Laimonas Chatkevicius	1	1
Bruce Ellington	1	2

Steals Leaders	'12-13	Career
Lakeem Jackson	5	22
Eric Smith	6	7
Brenton Williams	6	9
Brian Richardson	3	10
Mindaugas Kacinas	1	1
LaShay Page	1	1*
Michael Carrera	1	1
Damien Leonard	1	4
RJ Slawson	3	8
Bruce Ellington	5	19

Double-Figure Scoring	'12-13	Career
Michael Carrera	6	6
Lakeem Jackson	9	27
LaShay Page	5	5*
Brenton Williams	11	17
RJ Slawson	2	5
Eric Smith	3	5
Brian Richardson	7	17
Mindaugas Kacinas	5	5
Bruce Ellington	4	32
Damien Leonard	3	11

20+ points	'12-13	Career
LaShay Page	2	2*
Brenton Williams	1	1
Brian Richardson	1	1

30+ points	'12-13	Career
-	-	-

Double-Figure Rebounding	'12-13	Career
Michael Carrera	3	3
Mindaugas Kacinas	3	3
Lakeem Jackson	4	10

5+ assists	'12-13	Career
Eric Smith	7	8
Lakeem Jackson	2	8
Bruce Ellington	1	10

3+ steals	'12-13	Career
Eric Smith	1	1
Bruce Ellington	1	3

2+ blocks	'12-13	Career
Michael Carrera	3	3
Lakeem Jackson	3	7
Mindaugas Kacinas	4	4
Brian Richardson	1	1
RJ Slawson	1	4

Double-Doubles	'12-13	Career
Michael Carrera	3	3
Lakeem Jackson	3	4
Mindaugas Kacinas	1	1

Clutch Free Throws (under 5 min/OT)		
Brenton Williams	15-18	.833
Michael Carrera	12-14	.857
Eric Smith	12-16	.750
Lakeem Jackson	1-9	.111
RJ Slawson	1-5	.200
Damien Leonard	4-6	.667
LaShay Page	14-15	.933
Bruce Ellington	4-5	.800
Laimonas Chatkevicius	1-4	.250
Brian Steele	2-2	1.000
Brian Richardson	7-8	.875
Mindaugas Kacinas	11-14	.786
Totals	84-116	.724

\* indicates at South Carolina

## Miscellaneous

Largest Halftime Lead		
SC	27, vs. Jacksonville, Dec. 7, 2012	
Opp	15, Milwaukee, Nov. 11, 2012	
Smallest Halftime Lead		
SC	1, vs. Auburn, Jan. 12, 2012	
Opp	1, Clemson, Dec. 2, 2012	
Fewest Points In First Half		
SC	23, twice, last vs. Elon, Nov. 21, 2012	
Opp	22, UALR, Nov. 25, 2012	
Most Points In First Half		
SC	57, vs. Jacksonville, Dec. 7, 2012	
Opp	41, Morgan State, Nov. 16, 2012	
Most Points In Second Half		
SC	44, vs. Rider, Nov. 19, 2012	
Opp	51, St. John's, Nov. 29, 2012	
Fewest Points In Second Half		
SC	27, vs. Manhattan, Dec. 22, 2012	
Opp	25, Missouri State, Nov. 24, 2012	
Most Points in Overtime		
SC	16, twice, last vs. Mizz. State, Nov. 24, 2012	
Opp	9, twice, last Missouri State, Nov. 24, 2012	
Largest Margin of Victory		
SC	17, vs. Jacksonville, Dec. 7, 2012	
Opp	24, St. John's, Nov. 29, 2012	
Smallest Margin of Victory		
SC	5, vs. Appalachian State, Dec. 19, 2012	
Opp	2, at Mississippi State, Jan. 9, 2013	

## 2012-13 GAME BY GAME COMPARISON

	Date	Result	FG-A	Pct	3FG-A	Pct	FT-A	Pct	O-D-Total	PF	Pts	A	TO	Blk	Stl	Min	Half
Milwaukee & South Carolina	Nov. 11	W, 82-75 (OT)	26-67	.388	14-33	.424	9-19	.474	15-18-33	24	75	17	15	3	7	225	38
Morgan State			28-63	.444	0-11	.000	26-31	.839	17-28-45	16	82	11	17	7	5	225	23
South Carolina	Nov. 16	W, 87-71	28-53	.528	2-13	.154	13-20	.650	6-16-22	20	71	13	20	4	11	200	41
Rider & South Carolina	Nov. 19	W, 88-76	30-57	.526	6-16	.375	21-26	.808	13-22-35	20	87	10	20	2	5	200	45
Elon			27-53	.509	6-14	.429	16-21	.762	8-15-23	13	76	13	17	2	9	200	37
South Carolina	Nov. 21	L, 65-53	32-60	.533	13-27	.481	11-14	.786	11-22-33	20	88	22	18	2	5	200	44
Missouri State ^			26-57	.456	8-15	.533	5-11	.455	9-21-30	19	65	13	14	6	12	200	31
South Carolina	Nov. 21	L, 65-53	18-56	.321	6-19	.316	11-17	.647	18-25-43	16	53	10	22	5	7	200	23
UALR ^			23-59	.390	5-19	.263	16-28	.571	12-17-29	24	67	7	13	0	10	225	33
South Carolina	Nov. 24	W, 74-67 (OT)	22-39	.564	8-18	.444	22-28	.786	4-29-33	24	74	13	25	5	2	225	28
St. John's %			23-57	.404	5-16	.313	11-23	.478	15-10-25	18	62	14	12	3	11	200	22
South Carolina	Nov. 25	W, 74-62	28-50	.560	6-16	.375	12-17	.706	15-25-40	20	74	14	21	5	9	200	39
South Carolina	Nov. 29	L, 89-65	33-58	.569	7-14	.500	16-24	.667	11-20-31	18	89	19	7	9	8	200	38
Clemson			24-65	.369	5-23	.217	12-21	.571	24-19-43	17	65	10	12	1	2	200	26
South Carolina	Dec. 2	L, 64-55	17-39	.436	3-11	.273	27-37	.730	722-29	25	64	8	13	8	10	200	28
Jacksonville			18-52	.346	4-15	.267	15-22	.682	17-19-36	28	55	10	19	4	3	200	27
South Carolina	Dec. 7	W, 91-74	26-68	.382	3-20	.150	19-28	.679	13-18-31	22	74	11	7	8	7	200	30
Appalachian State			31-56	.554	10-16	.525	19-29	.655	10-32-42	25	91	20	17	6	3	200	57
South Carolina	Dec. 19	W, 74-69	23-63	.365	4-14	.286	19-22	.864	17-23-40	24	69	12	17	4	6	200	35
Manhattan #			28-61	.459	5-15	.333	13-19	.684	13-24-37	21	74	18	17	8	4	200	37
South Carolina	Dec. 22	W, 63-57	18-45	.400	8-24	.333	13-24	.542	10-13-23	21	57	16	13	4	13	200	30
Presbyterian			20-49	.408	6-20	.300	17-25	.680	19-23-42	19	63	10	19	1	6	200	36
South Carolina	Dec. 29	W, 76-60	23-49	.469	4-13	.308	10-13	.769	7-18-25	18	60	10	15	4	5	200	24
SC State			27-56	.482	7-16	.438	15-24	.625	15-19-34	14	76	15	9	4	5	200	40
South Carolina	Jan. 5	W, 80-69	26-61	.426	0-7	0.0	17-22	.773	15-26-41	21	69	13	15	4	3	200	29
Mississippi State			32-71	.451	4-16	.250	12-21	.571	17-25-42	18	80	16	9	3	4	200	37
South Carolina	Jan. 9	L, 56-54	19-49	.388	0-10	.000	18-25	.720	9-20-29	15	56	8	17	8	14	200	26
Auburn			20-51	.392	8-21	.381	6-11	.545	13-25-38	20	54	10	24	5	7	200	26
South Carolina	Jan. 12	L, 74-71	24-41	.585	8-18	.444	18-28	.643	9-15-24	23	74	14	17	3	9	200	38
LSU			26-57	.456	8-20	.400	11-16	.688	17-14-31	24	71	20	15	3	4	200	39
South Carolina	Jan. 16	W, 82-73 (OT)	26-64	.406	8-27	.296	13-16	.813	15-25-40	26	73	15	22	3	9	225	33
			26-58	.448	2-14	.143	28-37	.757	11-25-36	16	82	9	15	2	6	225	35

\* indicates SEC contest | &-Hoops For Hope Classic (Columbia, S.C.) | ^-Hoops For Hope Classic (Puerto Vallarta, Mexico) | %-SEC/BIG EAST Challenge | #-Brooklyn Hoops Holiday Invitational (Brooklyn, N.Y.)

## 2012-13 RESULTS: OVERALL, 11-5; HOME, 7-3; AWAY, 1-2; NEUTRAL, 3-0; SEC, 1-2

DATE	OPPONENT	W/L	SCORE	RECORD (SEC)	POINTS	REBOUNDS	ASSISTS	BLOCKS	STEALS	ATTENDANCE
Nov. 11	Milwaukee &	W	82-75 (OT)	1-0	Page (19)	Carrera (15)	Smith (4)	Carrera (3)	5 with 1	7335 (paid)
Nov. 16	Morgan State	W	87-71	2-0	Page (20)	Jackson (8)	Jackson (4)	Slawson/Lenard (1)	Page (2)	8019 (paid)
Nov. 19	Rider &	W	88-76	3-0	Williams (22)	Jackson (7)	Richardson (6)	Williams/Richardson (1)	Jackson (2)	7157 (paid)
Nov. 21	Elon	L	65-53	3-1	Jackson (14)	Jackson (10)	Richardson (4)	Jackson (2)	Jackson (2)	6754 (paid)
Nov. 24	vs. Missouri State ^	W	74-64 (OT)	4-1	Page (22)	Page (6)	Smith (6)	Kacinas (2)	Carrera/Leonard (1)	303
Nov. 25	vs. UALR ^	W	74-62	5-1	Williams (17)	Jackson (15)	Smith/Jackson (5)	Jackson/Kacinas (2)	Smith (3)	276
Nov. 29	at St. John's %	L	89-65	5-2	Carrera (11)	Carrera (11)	Smith/Richardson (2)	Page (1)	Slawson/Williams (1)	4,902
Dec. 2	Clemson	L	64-55	5-3	Williams (16)	Jackson/Carrera (6)	Smith (3)	4 with 1	3 with 1	10,684 (paid)
Dec. 7	Jacksonville	W	91-74	6-3	Carrera (17)	Carrera (9)	Smith (7)	Carrera/Kacinas (2)	3 with 1	6,980 (paid)
Dec. 19	Appalachian State	W	74-69	7-3	Jackson (16)	Kacinas (12)	Smith (9)	Kacinas (3)	4 with 1	8,118 (paid)
Dec. 22	vs. Manhattan #	W	63-57	8-3	Williams (17)	Jackson (11)	Smith/Jackson (3)	Williams (1)	Williams/Slawson (2)	-
Dec. 29	Presbyterian	W	76-60	9-3	Richardson (16)	Chatkevicius/Leonard (6)	Smith (5)	Slawson (3)	Williams (2)	7,344 (paid)
Jan. 5	SC State	W	80-69	10-3	Jackson (16)	Kacinas (10)	Smith (7)	3 with 1	Williams (2)	7,394 (paid)
Jan. 9	at Miss. State*	L	56-54	10-4	Richardson (20)	Richardson (8)	Smith (5)	Jackson (4)	3 with 2	4,054
Jan. 12	Auburn*	L	74-71	10-5	Ellington (18)	Leonard (9)	Ellington/Carrera (5)	Carrera (2)	Ellington (2)	9,117 (paid)
Jan. 16	at LSU*	W	82-73 (OT)	11-5	Carrera (23)	Jackson (11)	Jackson (4)	Chatkevicius/Ellington (1)	Ellington (3)	6,654

\* indicates SEC contest | &-Hoops For Hope Classic (Columbia, S.C.) | ^-Hoops For Hope Classic (Puerto Vallarta, Mexico) | %-SEC/BIG EAST Challenge | #-Brooklyn Hoops Holiday Invitational (Brooklyn, N.Y.)

### 2012-13 STARTING LINEUP WIN-LOSS

Guard	Guard	Forward	Forward	Forward	2012-13	Games
Page	Smith	Slawson	Jackson	Carrera	2-2	4
Guard	Guard	Guard	Forward	Forward	2012-13	Games
Page	Smith	Williams	Jackson	Slawson	2-1	3
Guard	Guard	Forward	Forward	Forward	2012-13	Games
Page	Smith	Kacinas	Jackson	Slawson	2-0	2
Guard	Guard	Forward	Forward	Forward	2012-13	Games
Williams	Smith	Slawson	Jackson	Carrera	1-0	1
Guard	Guard	Forward	Forward	Forward	2012-13	Games
Williams	Smith	Kacinas	Jackson	Carrera	1-0	1
Guard	Guard	Guard	Forward	Forward	2012-13	Games
Williams	Smith	Richardson	Jackson	Kacinas	1-0	1
Guard	Guard	Guard	Forward	Forward	2012-13	Games
Leonard	Smith	Richardson	Jackson	Kacinas	1-0	1
Guard	Guard	Guard	Forward	Forward	2012-13	Games
Ellington	Smith	Richardson	Jackson	Kacinas	0-2	2
Guard	Guard	Guard	Forward	Forward	2012-13	Games
Ellington	Smith	Richardson	Jackson	Chatkevicius	1-0	1













**GAME 16 - SOUTH CAROLINA 82, LSU 73 (OT)**  
**JAN. 16, 2012/PETE MARAVICH CENTER**

BATON ROUGE, La. - Behind double-doubles from freshman forward Michael Carrera and senior forward Lakeem Jackson, South Carolina (11-5, 1-2 SEC) defeated LSU (9-5, 0-3 SEC) 82-73 in conference play on Wednesday night. The win was the first SEC win of the Frank Martin era and is the first road win in league play since a 64-56 victory at LSU on Feb. 2, 2011.

Carrera scored 21 of his career-high 23 points in the second half and overtime. The freshman also notched 10 rebounds. Jackson added 11 points and 11 rebounds in the winning effort for his third double-double of the season. The duo's stat lines marks the first time two Gamecocks registered double-doubles in the same game since Dominique Archie and Mike Holmes did so against Winthrop on Nov. 16, 2008.

Junior guard Brenton Williams tallied 16 points and junior forward RJ Slawson scored 11. As a team, the Gamecocks went 23-of-37 from the free throw line, with Carrera and Williams hitting 9-of-10. South Carolina had 53 points off of the bench to the Tigers' 17.

Sophomore guard Anthony Hickey scored 18 points and registered seven rebounds, both team highs. Senior guard Charles Carmouche added 13 points on the night. Junior forward Shavon Coleman also brought down seven boards in the contest. The Tigers recorded 22 turnovers to the Gamecocks' 15. South Carolina turned LSU's 22 turnovers into 27 points.

LSU jumped out to an early 9-4 lead, sparked by a 5-of-6 effort from the free throw line, which forced a quick timeout for the Gamecocks with 16:14 on the clock in the opening half. Carolina responded out of the break with a 7-2 run of its own, fueled by back-to-back layups from Jackson to tie the score at 11 with just over 14 minutes to play.

The teams traded buckets near the 12-minute mark, before the Gamecocks capitalized on 3s from Williams and Slawson, and solid free throw shooting from the duo to hold a 34-22 advantage with just under five minutes to play in the half.

The Tigers responded however, ending the half on an 11-1 run, including a 3 from Hickey and a 4-of-4 effort from the line from Carmouche and junior guard Andre Stringer. The Gamecocks missed their last seven shots attempts over the last four minutes of the half and held just a two-point lead at the break, 35-33.

Williams paced Carolina in the opening half with 12 points, while Jackson pulled down a team high seven rebounds. The Gamecocks also forced 13 LSU turnovers, three shy of the Tigers' average per game, scoring 14 points off of the takeaways.

Both teams came out firing in the second half, with freshman forward Laimonas Chatkevicius and Jackson hitting two lay-ups each for Carolina, but the Tigers were flawless from 3-point range, hitting all four of their early attempts, including three from Hickey, to hold a 47-44 upperhand at the first media timeout of the half.

Slawson connected for back-to-back layups, making the second a 3-point play after a Tiger foul near the 14-minute mark to tie the score at 49. The teams traded baskets through the next several minutes, as Carmouche hit the fifth 3 of the half for the Tigers and Carrera provided two layups for the Gamecocks.

The score stood tied at 56 with 8:51 on the clock before Jackson and Carrera connected for layups to give Carolina a four-point lead with 7:46 to play.

Another 3 from Carmouche with 4:51 remaining saw the Tigers regain the lead at 65-64. Jackson converted the second half of a two-free throw opportunities shortly after to match the Tigers' 65, but Hickey connected on an acrobatic lay-up at the opposite end to see LSU hold a 67-65 upperhand at the final media timeout of the half.

The Tigers extended their lead to 69-66, which forced a Gamecock timeout with 2:36 to play. Carrera hit a lay-up out of the timeout for a two-point LSU advantage, and the Tigers failed to convert on the ensuing possession.

Williams was at the line for two attempts with 1:16 to play, hitting both to knot the score at 69. After a Gamecock timeout and possession with 43.3 seconds remaining, LSU earned a steal, but missed a 3-point attempt at the buzzer to send the contest to overtime.

The Gamecocks held a four-point advantage at 73-69 with 3:50 on the clock in the extra session after two free throws from Smith and a jumper from Carrera.

LSU's Hickey posted a lay-up after a steal to pull the Tigers within two with 3:11 to play. The teams traded missed attempts through the middle part of OT before Carrera extended the Gamecocks lead to four with just under a minute to play.

LSU missed a 3-point attempt at the opposite end and Carrera connected on two free throws with 39.1 seconds remaining to push the Carolina lead to 76-71.

The Tigers missed another attempt from beyond the arc late in OT and clutch free throw shooting from Carrera down the stretch saw the Gamecocks close the first SEC win for head coach Frank Martin, 82-73.

**GAME 16**



Official Basketball Box Score - Game Totals - Final Statistics

**South Carolina vs LSU**

01/16/13 7:00 pm at Maravich Center (Baton Rouge, LA)

**South Carolina 82 • 11-5 (1-2)**

##	Player	Total		3-Ptr		Rebounds			PF	TP	A	TO	Blk	Stl	Min
		FG	FGA	FG	FGA	FT	FTA	Off							
14	CHATKEVICIUS, L.	f	3-4	0-0	0-0	0	2	2	2	6	1	1	1	0	12
02	RICHARDSON, Brian	g	0-0	0-0	0-0	0	0	0	0	0	0	0	0	0	2
05	SMITH, Eric	g	1-5	0-1	3-4	0	0	0	0	5	1	2	0	1	36
23	ELLINGTON, Bruce	g	3-12	0-2	1-4	0	2	2	1	7	1	3	1	3	38
30	JACKSON, Lakeem	g	5-6	0-0	1-2	4	7	11	0	11	4	1	0	1	38
01	WILLIAMS, Brenton	g	3-13	1-7	9-10	0	1	1	3	16	2	4	0	1	36
24	CARRERA, Michael	g	7-10	0-1	9-10	3	7	10	4	23	0	1	0	0	24
25	KACINAS, Mindaugas	g	1-3	0-2	1-2	1	1	2	2	3	0	1	0	0	16
32	LEONARD, Damien	g	0-1	0-0	0-0	0	0	0	0	0	0	0	0	0	2
33	SLAWSON, RJ	g	3-4	1-1	4-5	3	2	5	4	11	0	1	0	0	21
	Team					0	3	3			1				
	Totals		26-58	2-14	28-37	11	25	36	16	82	9	15	2	6	225

FG % 1st Half: 12-28 42.9% 2nd half: 12-26 46.2% OT: 2-4 50.0% Game: 26-58 44.8% Deadball  
 3FG % 1st Half: 2-9 22.2% 2nd half: 0-4 0.0% OT: 0-1 0.0% Game: 2-14 14.3% Rebounds  
 FT % 1st Half: 9-12 75.0% 2nd half: 10-15 66.7% OT: 9-10 90.0% Game: 28-37 75.7% 5

**LSU 73 • 9-5 (0-3)**

##	Player	Total		3-Ptr		Rebounds			PF	TP	A	TO	Blk	Stl	Min
		FG	FGA	FG	FGA	FT	FTA	Off							
02	O'BRYANT, III, Johnny	f	4-9	0-1	1-2	3	3	6	5	9	0	4	1	1	23
55	DEL PIERO, Andrew	c	1-3	0-0	5-7	3	2	5	1	7	1	1	0	1	29
00	CARMOUCHE, Charles	g	3-6	3-5	4-4	1	0	1	4	13	5	2	0	2	37
01	HICKEY, Anthony	g	7-17	4-11	0-0	0	7	7	4	18	4	5	0	2	35
10	STRINGER, Andre	g	4-13	0-5	1-1	1	1	2	4	9	1	1	0	1	29
03	COURTNEY, Jalen	g	1-2	0-0	0-0	2	2	4	2	2	0	3	0	0	17
04	COLLINS, Corban	g	1-2	0-0	0-0	0	0	0	0	2	0	4	0	0	7
05	COLEMAN, Shavon	g	2-5	0-0	2-2	5	2	7	4	6	0	1	1	0	21
24	MORGAN, Malik	g	3-7	1-5	0-0	0	5	5	2	7	4	0	1	2	27
	Team					0	3	3			1				
	Totals		26-64	8-27	13-16	15	25	40	26	73	15	22	3	9	225

FG % 1st Half: 11-25 44.0% 2nd half: 13-30 43.3% OT: 2-9 22.2% Game: 26-64 40.6% Deadball  
 3FG % 1st Half: 2-7 28.6% 2nd half: 6-14 42.9% OT: 0-6 0.0% Game: 8-27 29.6% Rebounds  
 FT % 1st Half: 9-12 75.0% 2nd half: 4-4 100.0% OT: 0-0 0.0% Game: 13-16 81.3% 1

Officials: Anthony Jordan, Pat Adams, Patrick Evans

Technical fouls: South Carolina-None. LSU-None.

Attendance: 6654

Score by periods	1st	2nd	OT	Total
South Carolina	35	34	13	82
LSU	33	36	4	73

	In	Off	2nd	Fast	Bench
Points	Point	1/3	Chance	Break	
SC	36	27	12	8	53
LSU	30	17	7	4	17

Last FG - SC OT:00:56, LS OT:00:08.  
 Largest lead - SC by 12 1st:04:46, LS by 5 1st:16:14

Score tied - 11 times.  
 Lead changed - 10 times.



## #30 - LAKEEM JACKSON

SENIOR | FORWARD | 6'5" | 235 | 3 LETTERS  
CHARLOTTE, N.C./CHRIST SCHOOL

### JACKSON'S CAREER HIGHS

**POINTS**  
19 vs. Baylor (Jan. 2, 2010)

**FIELD GOALS**  
9 vs. Baylor (Jan. 2, 2010)

**FIELD GOAL ATTEMPTS**  
17 vs. Baylor (Jan. 2, 2010)

**3-POINT FIELD GOALS**  
1, three times, last vs. Vanderbilt (Jan. 8, 2011)

**3-POINT FIELD GOAL ATTEMPTS**  
4 vs. Alabama A&M (Nov. 13, 2009)

**FREE THROWS**  
5 vs. Furman (Dec. 21, 2009)

**FREE THROW ATTEMPTS**  
9, twice, last vs. Baylor (Jan. 2, 2010)

**REBOUNDS**  
15, vs. Missouri State (Nov. 24, 2012)

**ASSISTS**  
7, at Vanderbilt (Feb. 5, 2011)

**BLOCKS**  
4, vs. Miss. State (Jan. 9, 2013)

**STEALS**  
6 vs. Baylor (Jan. 2, 2010)

**MINUTES PLAYED**  
44, vs. WKU (Nov. 27, 2010)

### JACKSON'S SEASON HIGHS

**POINTS**  
16, twice, last vs. SC State (Jan. 5, 2013)

**FIELD GOALS**  
8, twice, last vs. SC State (Jan. 5, 2013)

**FIELD GOAL ATTEMPTS**  
15, vs. SC State (Jan. 5, 2013)

**3-POINT FIELD GOALS**  
-

**3-POINT FIELD GOAL ATTEMPTS**  
1, vs. Presbyterian (Dec. 29, 2012)

**FREE THROWS**  
3, vs. Missouri State (Nov. 24, 2012)

**FREE THROW ATTEMPTS**  
5, vs. Missouri State (Nov. 24, 2012)

**REBOUNDS**  
15, vs. Missouri State (Nov. 24, 2012)

**ASSISTS**  
5, twice, last vs. Jacksonville (Dec. 7, 2012)

**BLOCKS**  
4, vs. Miss. State (Jan. 9, 2013)

**STEALS**  
2, 3 times, last vs. Miss. State (Jan. 9, 2013)

**MINUTES PLAYED**  
40, vs. Milwaukee (Nov. 11, 2012)

### 2012-13

Opponent	Date	GS	Min	FG-FGA	Pct	3FG-FGA	Pct	FT-FTA	Pct	Off	Def	Tot	Avg	PF	FO	A	TO	Blk	Stl	Pts	Avg
MILWAUKEE	11/11/12	*	40	6-10	.600	0-0	.000	0-1	.000	1	5	6	6.0	1	0	0	2	1	1	12	12.0
MORGAN STATE	11/16/12	*	34	3-5	.600	0-0	.000	2-4	.400	2	6	8	7.0	3	0	4	2	0	1	8	10.0
RIDER	11/19/12	*	32	7-8	.896	0-0	.000	0-0	.000	1	6	7	7.0	3	0	3	4	0	2	14	11.3
ELON	11/21/12	*	36	7-13	.639	0-0	.000	0-1	.333	6	4	10	7.8	2	0	2	2	2	2	10	12.0
vs. Missouri State	11/24/12	*	35	3-3	.667	0-0	.000	3-5	.455	2	2	4	7.0	4	0	2	3	0	0	9	11.4
vs. UALR	11/25/12	*	35	5-7	.674	0-0	.000	0-3	.357	5	10	15	8.3	0	0	5	3	2	0	10	11.2
at St. John's	11/29/12	*	20	3-7	.642	0-0	.000	0-1	.333	4	2	6	8.0	3	0	0	3	0	0	6	10.4
CLEMSON	12/2/12	*	33	2-5	.621	0-0	.000	0-0	.333	4	2	3	7.8	2	0	1	3	1	0	4	9.6
JACKSONVILLE	12/7/12	*	29	2-4	.613	0-0	.000	1-1	.375	1	6	7	7.7	1	0	5	3	1	1	5	9.1
APPALACHIAN ST	12/19/12	*	30	8-11	.630	0-0	.000	0-3	.316	2	5	7	7.6	2	0	1	4	1	0	16	9.8
vs. Manhattan	12/22/12	*	34	4-5	.641	0-0	.000	1-2	.333	3	8	11	7.9	3	0	3	3	0	0	9	9.7
PRESBYTERIAN	12/29/12	*	27	5-11	.618	0-1	.000	0-2	.304	3	1	4	7.6	4	0	2	0	0	0	10	9.8
SC STATE	1/5/13	*	32	8-15	.666	0-0	.000	0-3	.269	4	4	8	7.6	3	0	2	2	1	0	16	10.2
at Miss State	1/9/13	*	26	2-2	.613	0-0	.000	0-2	.250	1	3	4	7.4	0	1	4	4	2	4	9.8	
AUBURN	1/12/13	*	28	4-7	.611	0-0	.000	2-4	.281	1	1	2	7.0	3	0	3	0	0	1	10	9.8
at LSU	1/16/13	*	38	5-6	.622	0-0	.000	1-2	.294	4	7	11	7.3	0	0	4	1	0	1	11	9.9
VANDERBILT	1/19/13																				
at Missouri	1/22/13																				
ARKANSAS	1/26/13																				
at Florida	1/30/13																				
GEORGIA	2/2/13																				
at Kentucky	2/5/13																				
TENNESSEE	2/10/13																				
LSU	2/14/13																				
at Alabama	2/16/13																				
OLE MISS	2/20/13																				
at Georgia	2/23/13																				
MISSOURI	2/28/13																				
at Texas A&M	3/2/13																				
MISS STATE	3/6/13																				
at Vanderbilt	3/9/13																				

### SEASON NOTES

Earned the start for the season opener vs. Milwaukee (Nov. 11), posting 12 points on 6-of-10 shooting; also collected six rebounds ... Collected a team high eight rebounds and four assists, while adding eight points in 34 minutes vs. Morgan State (Nov. 16) ... Posted second double-figure scoring game of the season vs. Rider (Nov. 19) with 14 points, also a team high seven rebounds and three assists ... Led the team in points (14) and rebounds (10) vs. Elon (Nov. 21) in collecting his second-career double-double and his first since the 2010-11 season opener ... Posted nine points and two assists in overtime victory vs. Missouri State (Nov. 24) ... Collected second double-double of the season with 10 points and a career high 15 rebounds vs. UALR (Nov. 25) ... Named to Hoops For Hope Classic All-Tournament Team ... Contributed six points and six rebounds vs. St. John's (Nov. 29) ... Team high six rebounds vs. Clemson (Dec. 2) ... Matched season high with five assists vs. Jacksonville (Dec. 7), also seven rebounds ... Posted a season high 16 points, while adding seven rebounds in win vs. App State (Dec. 19) ... Pulled down a game high 11 rebounds in victory vs. Manhattan (Dec. 22) ... Scored 10 points and collected four rebounds vs. Presbyterian (Dec. 29) in the 100th game of his career in the Garnet and Black ... Matched season high with 16 points vs. SC State (Jan. 5) ... Blocked a career high four shots at Miss. State (Jan. 9) ... Scored 10 points and dished three assists with zero turnovers vs. Auburn (Jan. 12) ... Collected third double-double of the season with 11 points and a team high 11 rebounds in 38 minutes in victory at LSU (Jan. 16); also team high four assists ...

### CAREER STATISTICS

Season	GP-GS	Min	Avg	FG	FGA	Pct	3FG	3FGA	Pct	FT	FTA	Pct	Off	Def	Tot	Avg	PF	FO	Ast	TO	Blk	Stl	Pts	Avg
2009-10	31-30	827	26.7	104	206	.505	0	8	.000	16	59	.271	63	91	154	5.0	66	0	59	35	19	47	224	7.2
2010-11	26-25	731	28.1	87	182	.478	3	10	.300	26	62	.419	71	75	146	5.6	40	0	66	46	5	24	203	7.8
2011-12	31-12	526	17.0	43	91	.473	0	2	.000	12	32	.375	31	52	83	2.7	35	1	44	36	3	24	98	3.2
2012-13	16-16	509	31.8	74	119	.622	0	1	.000	10	34	.294	44	72	116	7.3	38	0	38	39	13	11	158	9.9
<b>Totals</b>	<b>104-83</b>	<b>2593</b>	<b>24.9</b>	<b>308</b>	<b>598</b>	<b>.515</b>	<b>3</b>	<b>21</b>	<b>.143</b>	<b>64</b>	<b>187</b>	<b>.342</b>	<b>209</b>	<b>290</b>	<b>499</b>	<b>4.8</b>	<b>179</b>	<b>1</b>	<b>207</b>	<b>156</b>	<b>40</b>	<b>106</b>	<b>683</b>	<b>6.6</b>

### CAREER SEC STATISTICS

Season	GP-GS	Min	Avg	FG	FGA	Pct	3FG	3FGA	Pct	FT	FTA	Pct	Off	Def	Tot	Avg	PF	FO	Ast	TO	Blk	Stl	Pts	Avg
2010	16-15	454	28.4	54	101	.535	0	0	.000	3	22	.136	33	48	81	5.1	41	0	32	19	5	21	111	6.9
2011	12-11	335	27.9	33	74	.446	1	3	.333	6	2	.273	30	28	58	4.8	17	0	25	22	1	4	73	6.1
2012	16-2	198	12.4	10	33	.303	0	0	.000	4	10	.400	10	19	29	1.8	12	0	13	11	0	10	24	1.5
2013	3-3	92	30.7	11	15	.733	0	0	.000	3	8	.375	6	11	17	5.7	7	0	8	5	4	4	25	8.3
<b>Totals</b>	<b>47-31</b>	<b>1079</b>	<b>23.0</b>	<b>108</b>	<b>223</b>	<b>.484</b>	<b>1</b>	<b>3</b>	<b>.333</b>	<b>16</b>	<b>62</b>	<b>.258</b>	<b>79</b>	<b>106</b>	<b>185</b>	<b>3.9</b>	<b>77</b>	<b>0</b>	<b>78</b>	<b>57</b>	<b>10</b>	<b>39</b>	<b>233</b>	<b>5.0</b>



## #23 - BRUCE ELLINGTON

JUNIOR | GUARD | 5'9" | 197 | 2 LETTERS  
MONCKS CORNER, S.C./BERKELEY

### ELLINGTON'S CAREER HIGHS

**POINTS**  
31, at Furman (Dec. 22, 2010)

**FIELD GOALS**  
11, at Furman (Dec. 22, 2010)

**FIELD GOAL ATTEMPTS**  
23, at Furman (Dec. 22, 2010)

**3-POINT FIELD GOALS**  
6, twice, last vs. Vanderbilt (Jan. 8, 2011)

**3-POINT FIELD GOAL ATTEMPTS**  
13, twice, last vs. Tennessee (Feb. 16, 2011)

**FREE THROWS**  
7, vs. Arkansas (Jan. 19, 2011)

**FREE THROW ATTEMPTS**  
11, vs. Arkansas (Jan. 19, 2011)

**REBOUNDS**  
8, vs. WKU (Nov. 27, 2010)

**ASSISTS**  
8, vs. WKU (Nov. 27, 2010)

**BLOCKS**  
1, 3 times, last vs. App State (Dec. 19, 2012)

**STEALS**  
4, at Michigan State (Nov. 16, 2010)

**MINUTES PLAYED**  
46, vs. WKU (Nov. 27, 2010)

### ELLINGTON'S SEASON HIGHS

**POINTS**  
18, vs. Auburn (Jan. 12, 2013)

**FIELD GOALS**  
8, vs. Auburn (Jan. 12, 2013)

**FIELD GOAL ATTEMPTS**  
15, vs. Auburn (Jan. 12, 2013)

**3-POINT FIELD GOALS**  
3, vs. Miss. State (Jan. 9, 2013)

**3-POINT FIELD GOAL ATTEMPTS**  
6, vs. Miss. State (Jan. 9, 2013)

**FREE THROWS**  
6, vs. Jacksonville (Dec. 7, 2012)

**FREE THROW ATTEMPTS**  
10, vs. Jacksonville (Dec. 7, 2012)

**REBOUNDS**  
4, vs. Jacksonville (Dec. 7, 2012)

**ASSISTS**  
5, vs. Auburn (Jan. 12, 2013)

**BLOCKS**  
1, vs. Appalachian State (Dec. 19, 2012)

**STEALS**  
3, vs. LSU (Jan. 16, 2013)

**MINUTES PLAYED**  
38, vs. LSU (Jan. 16, 2013)

### 2012-13

Opponent	Date	GS	Min	FG-FGA	Pct	3FG-FGA	Pct	FT-FTA	Pct	Off	Def	Tot	Avg	PF	FO	A	TO	Blk	Stl	Pts	Avg	
MILWAUKEE	11/11/12	-	-	-	-	-	-	-	-	-	-	-	-	-	-	-	-	-	-	-	-	-
MORGAN STATE	11/16/12	-	-	-	-	-	-	-	-	-	-	-	-	-	-	-	-	-	-	-	-	-
RIDER	11/19/12	-	-	-	-	-	-	-	-	-	-	-	-	-	-	-	-	-	-	-	-	-
ELON	11/21/12	-	-	-	-	-	-	-	-	-	-	-	-	-	-	-	-	-	-	-	-	-
vs. Missouri State	11/24/12	-	-	-	-	-	-	-	-	-	-	-	-	-	-	-	-	-	-	-	-	-
vs. UALR	11/25/12	-	-	-	-	-	-	-	-	-	-	-	-	-	-	-	-	-	-	-	-	-
at St. John's	11/29/12	29	3-10	.300	0-4	.000	1-2	.500	1	0	1	1.0	1	0	0	3	0	0	7	7.0		
CLEMSON	12/2/12	27	4-9	.368	0-2	.000	4-5	.714	0	3	3	2.0	4	0	2	5	0	1	12	9.5		
JACKSONVILLE	12/7/12	25	3-7	.385	0-1	.000	6-10	.647	0	4	4	2.7	2	0	1	2	0	1	12	10.3		
APPALACHIAN ST	12/19/12	27	3-7	.394	2-2	.222	0-0	.647	1	3	4	3.0	3	0	1	2	1	1	8	9.8		
vs. Manhattan	12/22/12	-	-	-	-	-	-	-	-	-	-	-	-	-	-	-	-	-	-	-	-	-
PRESBYTERIAN	12/29/12	-	-	-	-	-	-	-	-	-	-	-	-	-	-	-	-	-	-	-	-	-
SC STATE	1/5/13	-	-	-	-	-	-	-	-	-	-	-	-	-	-	-	-	-	-	-	-	-
at Miss State	1/9/13	*	23	4-7	.425	3-6	.333	0-0	.647	0	0	0	2.4	4	0	2	9	0	2	11	10.0	
AUBURN	1/12/13	*	36	8-15	.455	1-4	.316	1-1	.667	1	0	1	2.2	3	0	5	2	0	2	18	11.3	
at LSU	1/16/13	*	38	3-12	.418	0-2	.286	1-4	.591	0	2	2	2.1	1	0	1	3	1	3	7	10.7	
VANDERBILT	1/19/13	-	-	-	-	-	-	-	-	-	-	-	-	-	-	-	-	-	-	-	-	-
at Missouri	1/22/13	-	-	-	-	-	-	-	-	-	-	-	-	-	-	-	-	-	-	-	-	-
ARKANSAS	1/26/13	-	-	-	-	-	-	-	-	-	-	-	-	-	-	-	-	-	-	-	-	-
at Florida	1/30/13	-	-	-	-	-	-	-	-	-	-	-	-	-	-	-	-	-	-	-	-	-
GEORGIA	2/2/13	-	-	-	-	-	-	-	-	-	-	-	-	-	-	-	-	-	-	-	-	-
at Kentucky	2/5/13	-	-	-	-	-	-	-	-	-	-	-	-	-	-	-	-	-	-	-	-	-
TENNESSEE	2/10/13	-	-	-	-	-	-	-	-	-	-	-	-	-	-	-	-	-	-	-	-	-
LSU	2/14/13	-	-	-	-	-	-	-	-	-	-	-	-	-	-	-	-	-	-	-	-	-
at Alabama	2/16/13	-	-	-	-	-	-	-	-	-	-	-	-	-	-	-	-	-	-	-	-	-
OLE MISS	2/20/13	-	-	-	-	-	-	-	-	-	-	-	-	-	-	-	-	-	-	-	-	-
at Georgia	2/23/13	-	-	-	-	-	-	-	-	-	-	-	-	-	-	-	-	-	-	-	-	-
MISSOURI	2/28/13	-	-	-	-	-	-	-	-	-	-	-	-	-	-	-	-	-	-	-	-	-
at Texas A&M	3/2/13	-	-	-	-	-	-	-	-	-	-	-	-	-	-	-	-	-	-	-	-	-
MISS STATE	3/6/13	-	-	-	-	-	-	-	-	-	-	-	-	-	-	-	-	-	-	-	-	-
at Vanderbilt	3/9/13	-	-	-	-	-	-	-	-	-	-	-	-	-	-	-	-	-	-	-	-	-

### SEASON NOTES

Joined the basketball team for practice on Nov. 27 and will continue with practices and games until the start of bowl practice for the Gamecock football squad ... Ellington is currently the top receiver for the Carolina football team with 38 catches for 564 yards and six TD's, including two TD's last weekend vs. Clemson ... Ellington also handles kickoff returns for the football squad (averages 22.2 yards per return in 2012) ... He posted back-to-back 100 receiving yards vs. Tennessee (Oct. 27), and Arkansas (Nov. 10), and caught seven passes vs. Clemson for 72 yards on Nov. 24 ... In his first basketball contest of the season vs. St. John's (Nov. 29), played a team high 29 minutes and scored seven points ... Posted 12 points off the bench and first two assists of the season vs. Clemson (Dec. 2) ... Scored 12 points vs. Jacksonville (Dec. 7), collecting a season high four rebounds in 25 minutes played ... Saw action vs. Appalachian State (Dec. 19), scoring eight points off the bench ... Will return to basketball following the Outback Bowl on Jan. 1 ... Returned to the court vs. Mississippi State (Jan. 9), posting 11 points and two assists, but committing nine turnovers ... Played with solid efficiency vs. Auburn (Jan. 12), dishing five assists against just two turnovers, also posted a team high 18 points in the contest ... Posted seven points and collected a team high three steals vs. LSU (Jan. 16) ...

### CAREER STATISTICS

Season	GP-GS	Min	Avg	FG	FGA	Pct	3FG	3FGA	Pct	FT	FTA	Pct	Off	Def	Tot	Avg	PF	FO	Ast	TO	Blk	Stl	Pts	Avg
2010-11	30-30	928	30.9	138	423	.326	61	198	.308	47	74	.635	25	75	100	3.3	75	0	97	87	0	31	384	12.8
2011-12	24-15	697	29.0	100	280	.357	39	118	.331	26	34	.765	18	37	55	2.3	53	0	74	54	2	16	265	11.0
2012-13	7-3	205	29.3	28	67	.418	6	21	.286	13	22	.591	3	12	15	2.1	18	0	12	25	2	10	75	10.7
<b>Totals</b>	<b>61-48</b>	<b>1830</b>	<b>30.0</b>	<b>266</b>	<b>770</b>	<b>.348</b>	<b>106</b>	<b>337</b>	<b>.315</b>	<b>86</b>	<b>130</b>	<b>.662</b>	<b>46</b>	<b>124</b>	<b>170</b>	<b>2.8</b>	<b>146</b>	<b>0</b>	<b>183</b>	<b>166</b>	<b>4</b>	<b>57</b>	<b>724</b>	<b>11.9</b>

### CAREER SEC STATISTICS

Season	GP-GS	Min	Avg	FG	FGA	Pct	3FG	3FGA	Pct	FT	FTA	Pct	Off	Def	Tot	Avg	PF	FO	Ast	TO	Blk	Stl	Pts	Avg
2011	16-16	500	31.3	69	237	.291	31	122	.254	23	35	.657	18	32	50	3.1	41	0	42	43	0	14	192	12.0
2012	16-14	511	31.9	72	209	.344	26	85	.306	18	24	.750	14	28	42	2.6	34	0	58	40	1	14	188	11.8
2013	3-3	97	32.3	15	34	.441	4	12	.333	2	5	.400	1	2	3	1.0	8	0	8	14	1	7	36	12.0
<b>Totals</b>	<b>35-33</b>	<b>1108</b>	<b>31.7</b>	<b>156</b>	<b>480</b>	<b>.325</b>	<b>61</b>	<b>219</b>	<b>.279</b>	<b>43</b>	<b>64</b>	<b>.672</b>	<b>33</b>	<b>62</b>	<b>95</b>	<b>2.7</b>	<b>83</b>	<b>0</b>	<b>108</b>	<b>97</b>	<b>2</b>	<b>35</b>	<b>419</b>	<b>11.9</b>



## #2 - BRIAN RICHARDSON

JUNIOR | GUARD | 6'4" | 175 | 2 LETTERS  
WILSON, N.C./GREENFIELD SCHOOL

### RICHARDSON'S CAREER HIGHS

**POINTS**  
20, vs. Miss. State (Jan. 9, 2013)

**FIELD GOALS**  
7, vs. Miss. State (Jan. 9, 2013)

**FIELD GOAL ATTEMPTS**  
19, vs. Miss. State (Jan. 9, 2013)

**3-POINT FIELD GOALS**  
5, twice, last vs. Miss. State (Jan. 9, 2013)

**3-POINT FIELD GOAL ATTEMPTS**  
11, vs. Miss. State (Jan. 9, 2013)

**FREE THROWS**  
7, vs. Delaware State (12/1/10)

**FREE THROW ATTEMPTS**  
8, vs. Delaware State (12/1/10)

**REBOUNDS**  
8, vs. Elon (Nov. 21, 2012)

**ASSISTS**  
6, vs. Rider (Nov. 19, 2012)

**BLOCKS**  
2, vs. Appalachian State (Dec. 19, 2012)

**STEALS**  
2, six times, last vs. Miss. State (Jan. 9, 2013)

**MINUTES PLAYED**  
38, vs. Missouri State (Nov. 24, 2012)

### RICHARDSON'S SEASON HIGHS

**POINTS**  
20, vs. Miss. State (Jan. 9, 2013)

**FIELD GOALS**  
7, vs. Miss. State (Jan. 9, 2013)

**FIELD GOAL ATTEMPTS**  
19, vs. Miss. State (Jan. 9, 2013)

**3-POINT FIELD GOALS**  
5, vs. Miss. State (Jan. 9, 2013)

**3-POINT FIELD GOAL ATTEMPTS**  
11, vs. Miss. State (Jan. 9, 2013)

**FREE THROWS**  
4, vs. Manhattan (Dec. 22, 2012)

**FREE THROW ATTEMPTS**  
5, vs. Manhattan (Dec. 22, 2012)

**REBOUNDS**  
8, twice, last vs. Miss. State (Jan. 9, 2013)

**ASSISTS**  
6, vs. Rider (Nov. 19, 2012)

**BLOCKS**  
2, vs. Appalachian State (Dec. 19, 2012)

**STEALS**  
2, vs. Miss. State (Jan. 9, 2013)

**MINUTES PLAYED**  
38, vs. Missouri State (Nov. 24, 2012)

### 2012-13

Opponent	Date	GS	Min	FG-FGA	Pct	3FG-FGA	Pct	FT-FTA	Pct	Off	Def	Tot	Avg	PF	FO	A	TO	Blk	Stl	Pts	Avg
MILWAUKEE	11/11/12	20	3-3	1.000	0-0	.000	0-0	.000	0	0	0	0	0.0	3	0	2	3	1	1	6	6.0
MORGAN STATE	11/16/12	20	4-6	.778	2-3	.667	0-0	.000	1	2	3	1.5	4	0	1	1	0	0	10	8.0	
RIDER	11/19/12	27	2-5	.643	1-3	.500	3-3	1.000	3	1	4	2.3	0	0	6	2	1	0	8	8.0	
ELON	11/21/12	30	2-12	.423	1-6	.333	2-2	1.000	2	6	8	3.8	3	0	4	1	1	0	7	7.8	
vs. Missouri State	11/24/12	38	5-7	.485	4-6	.444	0-0	1.000	0	4	4	3.8	2	0	0	1	1	0	14	9.0	
vs. UALR	11/25/12	19	0-3	.444	0-1	.421	0-0	1.000	0	0	0	3.2	4	0	1	1	0	0	0	7.5	
at St. John's	11/29/12	14	2-7	.419	2-5	.417	3-3	1.000	0	2	2	3.0	2	0	2	1	0	0	8	7.6	
CLEMSON	12/2/12	4	0-3	.391	0-1	.400	1-2	.889	0	0	0	2.6	0	0	0	1	0	1	1	6.8	
JACKSONVILLE	12/7/12	12	5-6	.442	4-4	.483	2-2	.909	0	1	1	2.4	1	0	0	0	0	0	16	7.8	
APPALACHIAN ST	12/19/12	11	1-4	.429	0-3	.438	0-0	.909	0	2	2	2.4	2	0	4	1	1	1	11	7.2	
vs. Manhattan	12/22/12	23	3-13	.391	2-7	.410	4-5	.875	2	1	3	2.5	3	0	0	1	0	1	12	7.6	
PRESBYTERIAN	12/29/12	* 34	5-8	.416	3-5	.432	3-4	.850	1	4	5	2.7	0	0	2	1	0	0	16	8.3	
SC STATE	1/5/13	* 27	6-14	.418	1-5	.408	2-4	.792	1	3	4	2.8	3	0	3	1	1	1	15	8.8	
at Miss State	1/9/13	* 35	7-19	.409	5-11	.417	1-2	.769	4	4	8	3.1	2	0	1	1	1	2	20	9.6	
AUBURN	1/12/13	* 14	0-4	.395	0-2	.403	0-0	.769	0	1	1	3.0	3	0	1	1	0	1	0	9.0	
at LSU	1/16/13	* 2	0-0	.395	0-0	.403	0-0	.769	0	0	0	2.8	0	0	0	0	0	0	0	8.4	
VANDERBILT	1/19/13																				
at Missouri	1/22/13																				
ARKANSAS	1/26/13																				
at Florida	1/30/13																				
GEORGIA	2/2/13																				
at Kentucky	2/5/13																				
TENNESSEE	2/10/13																				
LSU	2/14/13																				
at Alabama	2/16/13																				
OLE MISS	2/20/13																				
at Georgia	2/23/13																				
MISSOURI	2/28/13																				
at Texas A&M	3/2/13																				
MISS STATE	3/6/13																				
at Vanderbilt	3/9/13																				

### SEASON NOTES

Scored six points on a perfect 3-of-3 shooting from the field in the season opener vs. Milwaukee (Nov. 11) ... High scorer off the bench with 10 points on 4-of-6 shooting from the field vs. Morgan State (Nov. 16) ... Dished a career high six assists and scored eight points in 27 minutes off the bench vs. Rider (Nov. 19) ... Posted another team best with four assists vs. Elon (Nov. 21), while collecting a career high eight rebounds ... Scored a season high 14 points vs. Missouri State (Nov. 24), hitting four 3s in the contest, playing a career high 38 minutes in the contest ... Dished one assist vs. UALR (Nov. 25) ... Scored eight points and collected two rebounds vs. St. John's (Nov. 29) ... Posted one steal vs. Clemson (Dec. 2) ... Posted 16 points, including a perfect 4-of-4 effort from 3-point range vs. Jacksonville (Dec. 7) in just 12 minutes played ... Posted a career high two blocks vs. Appalachian State (Dec. 19) ... Posted third-straight double-figure scoring game with 12 points in win vs. Manhattan (Dec. 22) ... Posted a team high 16 points vs. Presbyterian in his first start of the season (Dec. 29) ... Collected fifth-straight double-figure scoring game with 15 points, while adding three assists vs. SC State (Jan. 5) ... Had a career night in SEC opener at Miss. State (Jan. 9), posting a career high 20 points on seven made shots, including five 3s ... Was in foul trouble early vs. Auburn (Jan. 12), only saw 14 minutes of action, mainly in the second half ...

### CAREER STATISTICS

Season	GP-GS	Min	Avg	FG	FGA	Pct	3FG	3FGA	Pct	FT	FTA	Pct	Off	Def	Tot	Avg	PF	FO	Ast	TO	Blk	Stl	Pts	Avg
2010-11	30-24	582	19.4	53	158	.335	41	122	.336	30	44	.682	5	43	48	1.6	57	1	16	29	6	20	177	5.9
2011-12	25-2	307	12.3	29	97	.299	14	60	.233	7	11	.636	8	17	25	1.0	30	0	10	15	1	6	79	3.2
2012-13	16-5	329	20.6	45	114	.395	25	62	.403	20	26	.769	14	31	45	2.8	32	0	23	19	8	8	135	8.4
<b>Totals</b>	<b>71-31</b>	<b>1218</b>	<b>17.2</b>	<b>127</b>	<b>369</b>	<b>.344</b>	<b>80</b>	<b>244</b>	<b>.328</b>	<b>57</b>	<b>81</b>	<b>.704</b>	<b>27</b>	<b>91</b>	<b>118</b>	<b>1.7</b>	<b>119</b>	<b>1</b>	<b>49</b>	<b>63</b>	<b>15</b>	<b>34</b>	<b>391</b>	<b>5.5</b>

### CAREER SEC STATISTICS

Season	GP-GS	Min	Avg	FG	FGA	Pct	3FG	3FGA	Pct	FT	FTA	Pct	Off	Def	Tot	Avg	PF	FO	Ast	TO	Blk	Stl	Pts	Avg
2011	16-11	258	16.1	19	68	.276	16	50	.320	10	18	.556	4	18	22	1.4	31	1	3	15	3	11	64	4.0
2012	10-2	92	9.2	8	27	.296	5	17	.294	5	8	.625	2	3	5	0.5	12	0	1	3	0	1	26	2.6
2013	3-3	51	17.0	7	23	.304	5	13	.385	1	2	.500	4	5	9	3.0	5	0	2	2	1	3	20	6.7
<b>Totals</b>	<b>29-16</b>	<b>401</b>	<b>13.8</b>	<b>34</b>	<b>118</b>	<b>.288</b>	<b>26</b>	<b>80</b>	<b>.325</b>	<b>16</b>	<b>28</b>	<b>.571</b>	<b>10</b>	<b>26</b>	<b>36</b>	<b>1.2</b>	<b>48</b>	<b>1</b>	<b>6</b>	<b>20</b>	<b>4</b>	<b>15</b>	<b>110</b>	<b>3.8</b>



## #33 - RJ SLAWSON

JUNIOR | FORWARD | 6'8" | 220 | 2 LETTERS  
CHARLESTON, S.C./FORT DORCHESTER

### SLAWSON'S CAREER HIGHS

**POINTS**  
13, vs. North Carolina (Nov. 25, 2011)

**FIELD GOALS**  
6, vs. North Carolina (Nov. 25, 2011)

**FIELD GOAL ATTEMPTS**  
10, vs. North Carolina (Nov. 25, 2011)

**3-POINT FIELD GOALS**  
2, 4 times, last vs. SC State (Jan. 3, 2012)

**3-POINT FIELD GOAL ATTEMPTS**  
4, vs. SC State (Jan. 3, 2012)

**FREE THROWS**  
4, 3 times, last vs. Providence (Dec. 1, 2011)

**FREE THROW ATTEMPTS**  
6, twice, last vs. Manhattan (Dec. 22, 2012)

**REBOUNDS**  
14, vs. North Carolina (Nov. 25, 2011)

**ASSISTS**  
3, twice, last vs. Rider (Nov. 19, 2012)

**BLOCKS**  
4, vs. North Carolina (Nov. 25, 2011)

**STEALS**  
3, vs. SC State (Jan. 3, 2012)

**MINUTES PLAYED**  
31, vs. North Carolina (Nov. 25, 2011)

### SLAWSON'S SEASON HIGHS

**POINTS**  
11, vs. LSU (Jan. 16, 2013)

**FIELD GOALS**  
4, twice, last vs. SC State (Jan. 5, 2013)

**FIELD GOAL ATTEMPTS**  
7, vs. Morgan State (Nov. 16, 2012)

**3-POINT FIELD GOALS**  
1, twice, last vs. LSU (Jan. 16, 2013)

**3-POINT FIELD GOAL ATTEMPTS**  
2, vs. Missouri State (Nov. 24, 2012)

**FREE THROWS**  
4, vs. LSU (Jan. 16, 2013)

**FREE THROW ATTEMPTS**  
6, vs. Manhattan (Dec. 22, 2012)

**REBOUNDS**  
8, vs. Elon (Nov. 21, 2012)

**ASSISTS**  
3, vs. Rider (Nov. 19, 2012)

**BLOCKS**  
3, vs. Presbyterian (Dec. 29, 2012)

**STEALS**  
2, twice, last vs. Manhattan (Dec. 22, 2012)

**MINUTES PLAYED**  
26, vs. Morgan State (Nov. 16, 2012)

### 2012-13

Opponent	Date	GS	Min	FG-FGA	Pct	3FG-FGA	Pct	FT-FTA	Pct	Off	Def	Tot	Avg	PF	FO	A	TO	Blk	Stl	Pts	Avg	
MILWAUKEE	11/11/12	*	14	0-1	.000	0-0	.000	0-0	.000	0	2	2	2.0	1	0	0	0	0	0	0	0	0
MORGAN STATE	11/16/12	*	26	4-7	.500	0-0	.000	2-2	1.000	6	1	7	4.5	5	1	2	3	1	1	10	5.0	
RIDER	11/19/12	*	19	0-3	.364	0-1	.000	2-2	1.000	2	1	3	4.0	4	0	3	2	0	0	2	4.0	
ELON	11/21/12	*	24	2-4	.400	0-0	.000	3-4	.875	4	4	8	5.0	4	0	1	2	1	1	7	4.8	
vs. Missouri State	11/24/12	*	15	0-4	.316	0-2	.000	0-0	.875	0	4	4	4.8	4	0	0	1	1	0	0	3.8	
vs. UALR	11/25/12	*	17	2-4	.348	0-1	.000	0-0	.875	2	2	4	4.7	5	1	1	2	1	2	4	3.8	
at St. John's	11/29/12	*	21	2-2	.400	0-0	.000	2-4	.750	3	1	4	4.6	2	0	0	1	0	1	6	4.1	
CLEMSON	12/2/12	*	13	1-2	.407	0-0	.000	0-1	.692	1	2	3	4.4	4	0	1	0	1	0	2	3.9	
JACKSONVILLE	12/7/12	*	10	1-4	.387	0-0	.000	2-4	.647	2	0	2	4.1	4	0	1	1	1	0	4	3.9	
APPALACHIAN ST	12/19/12	*	13	3-6	.405	1-1	.200	2-2	.684	2	1	3	4.0	4	0	0	2	0	1	9	4.4	
vs. Manhattan	12/22/12		18	2-4	.415	0-0	.200	3-6	.640	2	2	4	4.0	1	0	0	1	0	2	7	4.6	
PRESBYTERIAN	12/29/12		16	1-4	.400	0-0	.200	3-4	.655	3	2	5	4.1	3	0	1	0	3	1	5	4.7	
SC STATE	1/5/13		13	4-5	.440	0-0	.200	1-1	.667	0	1	1	3.8	4	0	0	0	0	0	9	5.0	
at Miss State	1/9/13		8	0-0	.440	0-0	.200	3-4	.676	1	3	4	3.9	2	0	0	1	0	0	3	4.9	
AUBURN	1/12/13		9	2-5	.436	0-1	.167	0-0	.676	2	3	5	2.5	4	0	1	1	0	0	4	4.8	
at LSU	1/16/13		21	3-4	.458	1-1	.286	4-5	.692	3	2	5	4.0	4	0	0	1	0	0	11	5.2	
VANDERBILT	1/19/13																					
at Missouri	1/22/13																					
ARKANSAS	1/26/13																					
at Florida	1/30/13																					
GEORGIA	2/2/13																					
at Kentucky	2/5/13																					
TENNESSEE	2/10/13																					
LSU	2/14/13																					
at Alabama	2/16/13																					
OLE MISS	2/20/13																					
at Georgia	2/23/13																					
MISSOURI	2/28/13																					
at Texas A&M	3/2/13																					
MISS STATE	3/6/13																					
at Vanderbilt	3/9/13																					

### SEASON NOTES

Earned the start in season opener vs. Milwaukee (Nov. 11), pulled down just two rebounds in 14 minutes ... Posted 10 points and seven rebounds, including six on the offensive glass, vs. Morgan State (Nov. 16) ... Matched career high with three assists vs. Rider (Nov. 19) ... Collected a season high eight rebounds vs. Elon (Nov. 21) ... Collected four rebounds vs. Missouri State (Nov. 24) ... Scored four points, collected four rebounds and earned two steals vs. UALR (Nov. 25) ... Posted six points and four rebounds vs. St. John's (Nov. 29) ... Collected three rebounds vs. Clemson (Dec. 2) ... Scored four points and posted one block vs. Jacksonville (Dec. 7) ... Was in foul trouble early vs. the Dolphins, collecting three fouls in first eight minutes of the contest ... Posted nine points in victory vs. Appalachian State (Dec. 19) ... Scored seven points and pulled down four rebounds with two steals vs. Manhattan (Dec. 22) ... Blocked a season high three shots vs. Presbyterian (Dec. 29) ... Scored nine points off the bench vs. SC State (Jan. 5) ... Collected four rebounds and scored three points, all from the foul line, in SEC opener at Miss. State (Jan. 9) ... Posted four points and collected five rebounds in nine minutes off the bench vs. Auburn (Jan. 12) ... Solid in win at LSU (Jan. 16), posting a season high 11 points off the bench, including a 4-of-5 effort from the free throw line ...

### CAREER STATISTICS

Season	GP-GS	Min	Avg	FG	FGA	Pct	3FG	3FGA	Pct	FT	FTA	Pct	Off	Def	Tot	Avg	PF	FO	Ast	TO	Blk	Stl	Pts	Avg
2010-11	28-0	252	9.0	24	58	.414	6	19	.316	9	11	.818	22	37	59	2.1	40	1	4	14	5	7	63	2.3
2011-12	31-5	553	17.8	52	119	.437	11	41	.268	23	37	.622	50	73	123	4.0	81	1	18	31	20	23	138	4.5
2012-13	16-10	257	16.1	27	59	.458	2	7	.286	27	39	.692	33	31	64	4.0	55	2	11	18	9	9	83	5.2
<b>Totals</b>	<b>75-15</b>	<b>1062</b>	<b>14.2</b>	<b>103</b>	<b>236</b>	<b>.436</b>	<b>19</b>	<b>67</b>	<b>.284</b>	<b>59</b>	<b>87</b>	<b>.678</b>	<b>105</b>	<b>141</b>	<b>246</b>	<b>3.3</b>	<b>176</b>	<b>4</b>	<b>33</b>	<b>63</b>	<b>34</b>	<b>39</b>	<b>284</b>	<b>3.8</b>

### CAREER SEC STATISTICS

Season	GP-GS	Min	Avg	FG	FGA	Pct	3FG	3FGA	Pct	FT	FTA	Pct	Off	Def	Tot	Avg	PF	FO	Ast	TO	Blk	Stl	Pts	Avg
2011	15-0	153	10.2	11	32	.344	4	11	.364	4	4	1.000	11	20	31	2.1	27	1	0	4	2	4	30	2.0
2012	16-5	256	16.0	19	46	.413	3	17	.176	9	14	.643	23	27	50	3.1	40	0	7	16	5	10	50	3.1
2013	3-0	38	12.7	5	9	.556	1	2	.500	7	9	.778	6	8	14	4.7	10	0	1	3	0	0	18	6.0
<b>Totals</b>	<b>34-5</b>	<b>447</b>	<b>13.1</b>	<b>35</b>	<b>87</b>	<b>.402</b>	<b>8</b>	<b>30</b>	<b>.267</b>	<b>20</b>	<b>27</b>	<b>.741</b>	<b>40</b>	<b>55</b>	<b>95</b>	<b>2.8</b>	<b>77</b>	<b>1</b>	<b>8</b>	<b>23</b>	<b>7</b>	<b>14</b>	<b>98</b>	<b>2.9</b>



## #5 - ERIC SMITH

JUNIOR | GUARD | 5'11" | 205 | 2 LETTERS  
MULLINS, S.C./CHRIST SCHOOL

### SMITH'S CAREER HIGHS

**POINTS**  
18, vs. Tenn. State (Nov. 20, 2011)

**FIELD GOALS**  
6, twice, last vs. Providence (Dec. 1, 2011)

**FIELD GOAL ATTEMPTS**  
13, vs. Providence (Dec. 1, 2011)

**3-POINT FIELD GOALS**  
5, vs. Tenn. State (Nov. 20, 2011)

**3-POINT FIELD GOAL ATTEMPTS**  
8, vs. Providence (Dec. 1, 2011)

**FREE THROWS**  
6, vs. Morgan State (Nov. 16, 2012)

**FREE THROW ATTEMPTS**  
9, vs. Morgan State (Nov. 16, 2012)

**REBOUNDS**  
3, 10 times, vs. Jacksonville (Dec. 7, 2012)

**ASSISTS**  
9, vs. Appalachian State (Dec. 19, 2012)

**BLOCKS**  
1, vs. Milwaukee (Nov. 12, 2012)

**STEALS**  
3, vs. UALR (Nov. 25, 2012)

**MINUTES PLAYED**  
38, vs. Milwaukee (Nov. 11, 2012)

### SMITH'S SEASON HIGHS

**POINTS**  
17, vs. Morgan State (Nov. 16, 2012)

**FIELD GOALS**  
5, vs. Morgan State (Nov. 16, 2012)

**FIELD GOAL ATTEMPTS**  
9, vs. Morgan State (Nov. 16, 2012)

**3-POINT FIELD GOALS**  
2, vs. Auburn (Jan. 12, 2013)

**3-POINT FIELD GOAL ATTEMPTS**  
4, twice, last vs. Auburn (Jan. 12, 2013)

**FREE THROWS**  
6, vs. Morgan State (Nov. 16, 2012)

**FREE THROW ATTEMPTS**  
9, vs. Morgan State (Nov. 16, 2012)

**REBOUNDS**  
3, 3 times, last vs. Jacksonville (Dec. 7, 2012)

**ASSISTS**  
9, vs. Appalachian State (Dec. 19, 2012)

**BLOCKS**  
1, vs. Milwaukee (Nov. 11, 2012)

**STEALS**  
3, vs. UALR (Nov. 25, 2012)

**MINUTES PLAYED**  
38, vs. Milwaukee (Nov. 11, 2012)

### 2012-13

Opponent	Date	GS	Min	FG-FGA	Pct	3FG-FGA	Pct	FT-FTA	Pct	Off	Def	Tot	Avg	PF	FO	A	TO	Blk	Stl	Pts	Avg
MILWAUKEE	11/11/12	*	38	2-9	.222	0-1	.000	2-2	1.000	0	1	1	1.0	1	0	4	4	1	1	6	6.0
MORGAN STATE	11/16/12	*	25	5-9	.389	1-3	.250	6-9	.727	0	2	2	1.5	1	0	0	3	0	0	17	11.5
RIDER	11/19/12	*	23	2-6	.375	0-3	.143	2-4	.667	1	1	2	1.7	4	0	3	1	0	1	6	9.7
ELON	11/21/12	*	20	1-5	.345	1-1	.250	0-0	.667	0	1	1	1.5	2	0	1	2	0	1	3	8.0
vs. Missouri State	11/24/12	*	33	0-2	.323	0-1	.222	2-2	.706	0	2	2	1.6	1	0	6	6	0	0	2	6.8
vs. UALR	11/25/12	*	30	4-7	.368	1-2	.273	3-4	.714	0	3	3	1.8	1	0	5	3	0	3	12	7.7
at St. John's	11/29/12	*	24	1-7	.333	1-4	.267	0-0	.714	2	0	2	1.9	4	0	2	2	0	0	3	7.0
CLEMSON	12/2/12	*	24	1-5	.320	0-1	.250	0-1	.682	1	2	3	2.0	2	0	3	2	0	1	2	6.4
JACKSONVILLE	12/7/12	*	24	3-7	.333	1-2	.278	0-0	.682	0	3	3	2.1	3	0	7	1	0	1	7	6.4
APPALACHIAN ST	12/19/12	*	23	2-3	.350	0-1	.263	1-2	.667	0	2	2	2.1	1	0	9	2	0	1	5	6.3
vs. Manhattan	12/22/12	*	28	1-5	.338	0-3	.227	1-1	.680	0	2	2	2.1	1	0	3	7	0	0	3	6.0
PRESBYTERIAN	12/29/12	*	28	1-5	.329	1-2	.250	0-0	.680	0	0	0	1.9	0	0	5	1	0	1	3	5.8
SC STATE	1/5/13	*	35	2-6	.329	0-1	.240	1-2	.667	2	2	4	2.1	0	0	7	3	0	0	5	5.7
at Miss State	1/9/13	*	35	4-7	.349	0-1	.231	0-1	.643	1	2	3	2.1	1	0	5	2	0	0	8	5.9
AUBURN	1/12/13	*	31	3-6	.360	2-4	.267	2-4	.625	0	0	0	2.0	1	0	2	3	0	0	10	6.1
at LSU	1/16/13	*	36	1-5	.351	0-1	.258	3-4	.639	0	0	0	1.9	0	0	1	2	0	1	5	6.1
VANDERBILT	1/19/13																				
at Missouri	1/22/13																				
ARKANSAS	1/28/13																				
at Florida	1/30/13																				
GEORGIA	2/2/13																				
at Kentucky	2/5/13																				
TENNESSEE	2/10/13																				
LSU	2/14/13																				
at Alabama	2/16/13																				
OLE MISS	2/20/13																				
at Georgia	2/23/13																				
MISSOURI	2/28/13																				
at Texas A&M	3/2/13																				
MISS STATE	3/6/13																				
at Vanderbilt	3/9/13																				

### SEASON NOTES

Solid in season opener vs. Milwaukee (Nov. 11), posting six points and four assists ... Was just one point shy of matching career high with 17 vs. Morgan State (Nov. 16) ... Set career highs with six made free throws and nine attempts vs. the Bears ... Was in foul trouble, but posted three assists and six points vs. Rider (Nov. 19) ... Posted an assist and steal, with three points vs. Elon (Nov. 21) ... Dished a season high six assists vs. Missouri State (Nov. 24) ... Scored 12 points and dished five assists vs. UALR (Nov. 25) ... Also career high three steals vs. UALR ... Scored three points and posted two assists vs. St. John's (Nov. 29) ... Was in foul trouble early vs. the Red Storm ... Matched career high with three rebounds vs. Clemson (Dec. 2); also three assists vs. Tigers ... Dished seven assists, against just one turnover, vs. Jacksonville (Dec. 7) ... Set a career high with nine assists vs. Appalachian State (Dec. 19); committed just two turnovers in the contest ... Dished three assists, but committed seven turnovers in win vs. Manhattan (Dec. 22) ... Collected five assists in win vs. Presbyterian (Dec. 29), committing just one turnover ... Posted seven assists and just three turnovers vs. SC State (Jan. 5) ... Dished five assists and scored eight points in SEC opener at Miss. State (Jan. 9) ... Posted 10 points, including two clutch back-to-back 3s in the second half, vs. Auburn (Jan. 12); also posted two assists ... Posted five points, one assist and one steal in win at LSU (Jan. 16) ...

### CAREER STATISTICS

Season	GP-GS	Min	Avg	FG	FGA	Pct	3FG	3FGA	Pct	FT	FTA	Pct	Off	Def	Tot	Avg	PF	FO	Ast	TO	Blk	Stl	Pts	Avg
2010-11	28-0	371	13.3	20	66	.303	8	35	.229	20	32	.625	6	16	22	0.8	29	0	42	25	0	6	68	2.4
2011-12	28-13	399	14.3	42	102	.412	20	50	.400	11	18	.611	3	23	26	0.9	27	1	33	36	0	11	115	4.1
2012-13	16-16	457	28.6	33	94	.351	8	31	.258	23	36	.639	7	23	30	1.9	23	0	63	44	1	11	97	6.1
<b>Totals</b>	<b>72-29</b>	<b>1227</b>	<b>17.0</b>	<b>95</b>	<b>262</b>	<b>.363</b>	<b>36</b>	<b>116</b>	<b>.310</b>	<b>54</b>	<b>86</b>	<b>.628</b>	<b>16</b>	<b>62</b>	<b>78</b>	<b>1.1</b>	<b>79</b>	<b>1</b>	<b>138</b>	<b>105</b>	<b>1</b>	<b>28</b>	<b>280</b>	<b>3.9</b>

### CAREER SEC STATISTICS

Season	GP-GS	Min	Avg	FG	FGA	Pct	3FG	3FGA	Pct	FT	FTA	Pct	Off	Def	Tot	Avg	PF	FO	Ast	TO	Blk	Stl	Pts	Avg
2011	16-0	260	16.3	15	49	.306	6	24	.250	13	17	.765	6	7	13	0.8	18	0	23	15	0	4	49	3.1
2012	13-2	103	7.9	6	26	.231	2	9	.222	6	6	1.000	0	9	9	0.7	4	0	8	8	0	3	20	1.5
2013	3-3	102	34.0	8	18	.444	2	6	.333	5	9	.556	1	2	3	1.0	2	0	8	7	0	1	23	7.7
<b>Totals</b>	<b>32-5</b>	<b>465</b>	<b>14.5</b>	<b>29</b>	<b>93</b>	<b>.312</b>	<b>10</b>	<b>39</b>	<b>.256</b>	<b>24</b>	<b>32</b>	<b>.750</b>	<b>7</b>	<b>18</b>	<b>25</b>	<b>0.8</b>	<b>24</b>	<b>0</b>	<b>39</b>	<b>30</b>	<b>0</b>	<b>8</b>	<b>92</b>	<b>2.9</b>



# #1 - BRENTON WILLIAMS

JUNIOR | GUARD | 5'11" | 175 | 1 LETTER  
 KISSIMMEE, FLA./OSCEOLA/SANTA FE COLLEGE

## WILLIAMS' CAREER HIGHS

- POINTS**  
22, vs. Rider (Nov. 19, 2012)
- FIELD GOALS**  
7, vs. Rider (Nov. 19, 2012)
- FIELD GOAL ATTEMPTS**  
13, vs. Morgan State (Nov. 16, 2012)
- 3-POINT FIELD GOALS**  
5, vs. Rider (Nov. 19, 2012)
- 3-POINT FIELD GOAL ATTEMPTS**  
8, twice, last vs. Manhattan (Dec. 22, 2012)
- FREE THROWS**  
8, twice, last vs. Milwaukee (Nov. 11, 2012)
- FREE THROW ATTEMPTS**  
8, twice, last vs. Milwaukee (Nov. 11, 2012)
- REBOUNDS**  
4, twice, last vs. Rider (Nov. 19, 2012)
- ASSISTS**  
4, vs. Rider (Nov. 19, 2012)
- BLOCKS**  
1, 5 times, last vs. App State (Dec. 19, 2012)
- STEALS**  
5, vs. Western Carolina (Nov. 11, 2011)
- MINUTES PLAYED**  
38, vs. Rider (Nov. 19, 2012)

## WILLIAMS' SEASON HIGHS

- POINTS**  
22, vs. Rider (Nov. 19, 2012)
- FIELD GOALS**  
7, twice, last vs. UALR (Nov. 25, 2012)
- FIELD GOAL ATTEMPTS**  
13, twice, last vs. LSU (Jan. 16, 2013)
- 3-POINT FIELD GOALS**  
5, vs. Rider (Nov. 19, 2012)
- 3-POINT FIELD GOAL ATTEMPTS**  
8, twice, last vs. Manhattan (Dec. 22, 2012)
- FREE THROWS**  
9, vs. LSU (Jan. 16, 2013)
- FREE THROW ATTEMPTS**  
10, vs. LSU (Jan. 16, 2013)
- REBOUNDS**  
4, vs. Rider (Nov. 19, 2012)
- ASSISTS**  
4, twice, last vs. App State (Dec. 19, 2012)
- BLOCKS**  
1, 3 times, last vs. App State (Dec. 19, 2012)
- STEALS**  
2, 4 times, last vs. SC State (Jan. 5, 2013)
- MINUTES PLAYED**  
38, vs. Rider (Nov. 19, 2012)

### 2012-13

Opponent	Date	GS	Min	FG-FGA	Pct	3FG-FGA	Pct	FT-FTA	Pct	Off	Def	Tot	Avg	PF	FO	A	TO	Blk	Stl	Pts	Avg
MILWAUKEE	11/11/12	13	3-6	.500	0-2	.000	8-8	1.000	0	1	1	1.0	3	0	0	4	0	1	14	14.0	
MORGAN STATE	11/16/12	* 27	5-13	.421	1-4	.167	3-3	1.000	0	3	3	2.0	0	0	2	3	0	0	14	14.0	
RIDER	11/19/12	* 38	7-12	.484	5-8	.429	3-3	1.000	0	4	4	2.7	3	0	4	0	1	0	22	16.7	
ELON	11/21/12	* 24	2-6	.459	1-3	.412	4-6	.900	1	2	3	2.8	2	0	0	4	1	1	9	14.8	
vs. Missouri State	11/24/12	13	1-2	.462	0-0	.000	3-4	.875	0	2	2	2.6	4	0	3	2	0	0	5	12.8	
vs. UALR	11/25/12	23	7-7	.543	1-1	.444	2-2	.885	1	0	1	2.3	0	0	0	3	0	2	17	13.5	
at St. John's	11/29/12	12	4-7	.547	2-4	.455	0-0	.885	0	2	2	2.3	0	0	1	0	0	1	10	13.0	
CLEMSON	12/2/12	33	5-11	.531	2-7	.414	4-4	.900	2	1	3	2.4	2	0	0	2	0	0	16	13.4	
JACKSONVILLE	12/7/12	* 20	4-5	.551	4-5	.471	0-0	.900	0	0	0	2.1	1	0	0	0	0	0	12	13.2	
APPALACHIAN ST	12/19/12	28	3-4	.562	2-2	.500	3-5	.857	0	1	1	2.0	2	0	4	1	1	1	11	13.0	
vs. Manhattan	12/22/12	* 35	5-11	.548	3-8	.477	4-5	.850	0	1	1	1.9	2	0	2	0	1	2	17	13.4	
PRESBYTERIAN	12/29/12	* 26	3-6	.544	1-2	.478	2-4	.818	0	1	1	1.8	1	0	1	1	0	2	9	13.0	
SC STATE	1/5/13	25	4-8	.541	1-3	.469	5-7	.804	0	1	1	1.8	0	1	0	1	0	2	14	13.1	
at Miss State	1/9/13	6	1-4	.529	0-1	.460	0-0	.804	0	1	1	1.7	0	0	0	1	0	1	2	12.3	
AUBURN	1/12/13	6	0-3	.514	0-1	.451	0-0	.804	0	0	0	1.6	0	0	0	1	0	0	0	11.5	
at LSU	1/16/13	36	3-13	.483	1-7	.414	9-10	.820	0	1	1	1.6	3	0	2	4	0	1	16	11.8	
VANDERBILT	1/19/13																				
at Missouri	1/22/13																				
ARKANSAS	1/28/13																				
at Florida	1/30/13																				
GEORGIA	2/2/13																				
at Kentucky	2/5/13																				
TENNESSEE	2/10/13																				
LSU	2/14/13																				
at Alabama	2/16/13																				
OLE MISS	2/20/13																				
at Georgia	2/23/13																				
MISSOURI	2/28/13																				
at Texas A&M	3/2/13																				
MISS STATE	3/6/13																				
at Vanderbilt	3/9/13																				

### SEASON NOTES

Instrumental in season opener win vs. Milwaukee (Nov. 11), scored 14 points, including 12 during overtime to secure the win; was a perfect 8-of-8 from the free throw line in overtime ... Earned first-career start vs. Morgan State (Nov. 16), posting 14 points and matching career best with two assists ... Career night vs. Rider (Nov. 19), posting all-time highs in points (22), made 3-point baskets (5), 3-point attempts (8) and minutes played (38) ... Scored nine points, all in the second half, vs. Elon (Nov. 21) ... Scored five points vs. Missouri State (Nov. 24) ... Posted 17 points on 7-of-7 shooting from the field vs. UALR (Nov. 25) ... Suffered a neck injury in contest vs. St. John's (Nov. 29) ... Was transported to a local hospital in Queens, N.Y.; was released shortly after and returned to Columbia with the team ... Team high 16 points and three rebounds vs. Clemson (Dec. 2) ... Scored 12 points, hitting four 3s vs. Jacksonville (Dec. 7) ... Scored 11 points and dished four assists in 28 minutes off the bench vs. Appalachian State (Dec. 19) ... Played 35 minutes in win vs. Manhattan (Dec. 22), scoring a team best 17 points, while collecting two steals ... Collected two steals and posted nine points in win vs. Presbyterian (Dec. 29) ... Contributed 14 points off the bench, while collecting a team high two steals in win vs. SC State (Jan. 5) ... Saw action at Miss. State (Jan. 9), scoring two points and collecting one steal ... Saw action vs. Auburn (Jan. 19) ... Fantastic off the bench at LSU (Jan. 16), hitting 9-of-10 from the free throw line, contributing 16 points and two assists ...

### CAREER STATISTICS

Season	GP-GS	Min	Avg	FG	FGA	Pct	3FG	3FGA	Pct	FT	FTA	Pct	Off	Def	Tot	Avg	PF	FO	Ast	TO	Blk	Stl	Pts	Avg
2011-12	23-0	323	14.0	46	117	.393	26	66	.394	23	28	.821	4	15	19	0.8	27	1	13	19	2	15	141	6.1
2012-13	16-6	365	22.8	57	118	.483	24	58	.414	50	61	.820	4	21	25	1.6	24	0	20	26	4	14	188	11.8
<b>Totals</b>	<b>39-6</b>	<b>688</b>	<b>17.6</b>	<b>103</b>	<b>235</b>	<b>.438</b>	<b>50</b>	<b>124</b>	<b>.403</b>	<b>73</b>	<b>89</b>	<b>.820</b>	<b>8</b>	<b>36</b>	<b>44</b>	<b>1.1</b>	<b>51</b>	<b>1</b>	<b>33</b>	<b>45</b>	<b>6</b>	<b>29</b>	<b>329</b>	<b>8.4</b>

### CAREER SEC STATISTICS

Season	GP-GS	Min	Avg	FG	FGA	Pct	3FG	3FGA	Pct	FT	FTA	Pct	Off	Def	Tot	Avg	PF	FO	Ast	TO	Blk	Stl	Pts	Avg
2012	15-0	230	15.3	32	83	.386	20	50	.400	11	14	.786	4	12	16	1.1	20	1	7	10	2	7	95	6.3
2013	3-0	48	16.0	4	20	.200	1	9	.111	9	10	.900	0	2	2	0.7	3	0	2	6	0	2	18	6.0
<b>Totals</b>	<b>18-0</b>	<b>278</b>	<b>15.4</b>	<b>36</b>	<b>103</b>	<b>.350</b>	<b>21</b>	<b>59</b>	<b>.356</b>	<b>20</b>	<b>24</b>	<b>.833</b>	<b>4</b>	<b>14</b>	<b>18</b>	<b>1.0</b>	<b>23</b>	<b>1</b>	<b>9</b>	<b>16</b>	<b>2</b>	<b>9</b>	<b>113</b>	<b>6.3</b>



## #45 - CARLTON GEATHERS

R-SO. | FORWARD | 6'10" | 255 | 1 LETTER  
 GEORGETOWN, S.C./CARVERS BAY

### GEATHERS' CAREER HIGHS

**POINTS**  
 4, 3 times, last vs. SC State (Jan. 3, 2012)

**FIELD GOALS**  
 2, twice, last vs. SC State (Jan. 3, 2012)

**FIELD GOAL ATTEMPTS**  
 4, vs. Western Carolina (Nov. 11, 2011)

**3-POINT FIELD GOALS**  
 -

**3-POINT FIELD GOAL ATTEMPTS**  
 -

**FREE THROWS**  
 2, 3 times, last at Tennessee (Feb. 8, 2012)

**FREE THROW ATTEMPTS**  
 2, 6 times, last at Georgia (March 3, 2012)

**REBOUNDS**  
 6, vs. Western Carolina (Nov. 11, 2011)

**ASSISTS**  
 1, vs. SC State (Jan. 3, 2012)

**BLOCKS**  
 3, 3 times, last at Georgia (March 3, 2012)

**STEALS**  
 2, vs. Vanderbilt (Jan. 10, 2012)

**MINUTES PLAYED**  
 21, vs. Tennessee (Feb. 25, 2012)

### GEATHERS' SEASON HIGHS

**POINTS**  
 -

**FIELD GOALS**  
 -

**FIELD GOAL ATTEMPTS**  
 -

**3-POINT FIELD GOALS**  
 -

**3-POINT FIELD GOAL ATTEMPTS**  
 -

**FREE THROWS**  
 -

**FREE THROW ATTEMPTS**  
 -

**REBOUNDS**  
 -

**ASSISTS**  
 -

**BLOCKS**  
 -

**STEALS**  
 -

**MINUTES PLAYED**  
 -

### 2012-13

Opponent	Date	GS	Min	FG-FGA	Pct	3FG-FGA	Pct	FT-FTA	Pct	Off	Def	Tot	Avg	PF	FO	A	TO	Blk	Stl	Pts	Avg	
MILWAUKEE	11/11/12	-	-	-	-	-	-	DNP - injured	-	-	-	-	-	-	-	-	-	-	-	-	-	-
MORGAN STATE	11/16/12	-	-	-	-	-	-	DNP - injured	-	-	-	-	-	-	-	-	-	-	-	-	-	-
RIDER	11/19/12	-	-	-	-	-	-	DNP - injured	-	-	-	-	-	-	-	-	-	-	-	-	-	-
ELON	11/21/12	-	-	-	-	-	-	DNP - injured	-	-	-	-	-	-	-	-	-	-	-	-	-	-
vs. Missouri State	11/24/12	-	-	-	-	-	-	DNP - injured	-	-	-	-	-	-	-	-	-	-	-	-	-	-
vs. UALR	11/25/12	-	-	-	-	-	-	DNP - injured	-	-	-	-	-	-	-	-	-	-	-	-	-	-
at St. John's	11/29/12	-	-	-	-	-	-	DNP - injured	-	-	-	-	-	-	-	-	-	-	-	-	-	-
CLEMSON	12/2/12	-	-	-	-	-	-	DNP - injured	-	-	-	-	-	-	-	-	-	-	-	-	-	-
JACKSONVILLE	12/7/12	-	-	-	-	-	-	DNP - injured	-	-	-	-	-	-	-	-	-	-	-	-	-	-
APPALACHIAN ST	12/19/12	-	-	-	-	-	-	DNP - injured	-	-	-	-	-	-	-	-	-	-	-	-	-	-
vs. Manhattan	12/22/12	-	-	-	-	-	-	DNP - injured	-	-	-	-	-	-	-	-	-	-	-	-	-	-
PRESBYTERIAN	12/29/12	-	-	-	-	-	-	DNP - injured	-	-	-	-	-	-	-	-	-	-	-	-	-	-
SC STATE	1/5/13	-	-	-	-	-	-	DNP - injured	-	-	-	-	-	-	-	-	-	-	-	-	-	-
at Miss State	1/9/13	-	-	-	-	-	-	DNP - injured	-	-	-	-	-	-	-	-	-	-	-	-	-	-
AUBURN	1/12/13	-	-	-	-	-	-	DNP - injured	-	-	-	-	-	-	-	-	-	-	-	-	-	-
at LSU	1/16/13	-	-	-	-	-	-	DNP - injured	-	-	-	-	-	-	-	-	-	-	-	-	-	-
VANDERBILT	1/19/13	-	-	-	-	-	-	-	-	-	-	-	-	-	-	-	-	-	-	-	-	-
at Missouri	1/22/13	-	-	-	-	-	-	-	-	-	-	-	-	-	-	-	-	-	-	-	-	-
ARKANSAS	1/26/13	-	-	-	-	-	-	-	-	-	-	-	-	-	-	-	-	-	-	-	-	-
at Florida	1/30/13	-	-	-	-	-	-	-	-	-	-	-	-	-	-	-	-	-	-	-	-	-
GEORGIA	2/2/13	-	-	-	-	-	-	-	-	-	-	-	-	-	-	-	-	-	-	-	-	-
at Kentucky	2/5/13	-	-	-	-	-	-	-	-	-	-	-	-	-	-	-	-	-	-	-	-	-
TENNESSEE	2/10/13	-	-	-	-	-	-	-	-	-	-	-	-	-	-	-	-	-	-	-	-	-
LSU	2/14/13	-	-	-	-	-	-	-	-	-	-	-	-	-	-	-	-	-	-	-	-	-
at Alabama	2/16/13	-	-	-	-	-	-	-	-	-	-	-	-	-	-	-	-	-	-	-	-	-
OLE MISS	2/20/13	-	-	-	-	-	-	-	-	-	-	-	-	-	-	-	-	-	-	-	-	-
at Georgia	2/23/13	-	-	-	-	-	-	-	-	-	-	-	-	-	-	-	-	-	-	-	-	-
MISSOURI	2/28/13	-	-	-	-	-	-	-	-	-	-	-	-	-	-	-	-	-	-	-	-	-
at Texas A&M	3/2/13	-	-	-	-	-	-	-	-	-	-	-	-	-	-	-	-	-	-	-	-	-
MISS STATE	3/6/13	-	-	-	-	-	-	-	-	-	-	-	-	-	-	-	-	-	-	-	-	-
at Vanderbilt	3/9/13	-	-	-	-	-	-	-	-	-	-	-	-	-	-	-	-	-	-	-	-	-

### SEASON NOTES

Out indefinitely after fracturing knee cap during the summer.

### CAREER STATISTICS

Season	GP-GS	Min	Avg	FG	FGA	Pct	3FG	3FGA	Pct	FT	FTA	Pct	Off	Def	Tot	Avg	PF	FO	Ast	TO	Blk	Stl	Pts	Avg
2011-12	28-1	219	7.8	10	23	.435	0	0	.000	8	12	.667	15	28	43	1.5	24	0	1	7	17	6	28	1.0
2012-13																								

Totals

### CAREER SEC STATISTICS

Season	GP-GS	Min	Avg	FG	FGA	Pct	3FG	3FGA	Pct	FT	FTA	Pct	Off	Def	Tot	Avg	PF	FO	Ast	TO	Blk	Stl	Pts	Avg
2012	13-1	98	7.5	2	7	.286	0	0	.000	5	8	.625	6	7	13	1.0	8	0	0	3	7	5	9	0.7
2013																								

Totals





## #32 - DAMIEN LEONARD

SOPHOMORE | GUARD | 6'4" | 190 | 1 LETTER  
GREENVILLE. S.C./J.L. MANN

### LEONARD'S CAREER HIGHS

**POINTS**  
19, vs. Kentucky (Feb. 4, 2012)

**FIELD GOALS**  
7, vs. Kentucky (Feb. 4, 2012)

**FIELD GOAL ATTEMPTS**  
17, vs. Elon (Nov. 15, 2011)

**3-POINT FIELD GOALS**  
5, twice, last vs. vs. Auburn (Jan. 12, 2013)

**3-POINT FIELD GOAL ATTEMPTS**  
11, twice, last vs. N. Carolina (Nov. 25, 2011)

**FREE THROWS**  
3, vs. Presbyterian (Dec. 29, 2012)

**FREE THROW ATTEMPTS**  
5, vs. Presbyterian (Dec. 29, 2012)

**REBOUNDS**  
9, vs. Auburn (Jan. 12, 2013)

**ASSISTS**  
3, at Ole Miss (Jan. 28, 2012)

**BLOCKS**  
1, 4 times, last vs. Rider (Nov. 19, 2012)

**STEALS**  
2, twice, last vs. Tenn. State (Nov. 20, 2011)

**MINUTES PLAYED**  
37, vs. Alabama (March 8, 2012)

### LEONARD'S SEASON HIGHS

**POINTS**  
17, vs. Auburn (Jan. 12, 2013)

**FIELD GOALS**  
6, vs. Auburn (Jan. 12, 2013)

**FIELD GOAL ATTEMPTS**  
14, vs. SC State (Jan. 5, 2013)

**3-POINT FIELD GOALS**  
5, vs. Auburn (Jan. 12, 2013)

**3-POINT FIELD GOAL ATTEMPTS**  
8, vs. Auburn (Jan. 12, 2013)

**FREE THROWS**  
3, vs. Presbyterian (Dec. 29, 2012)

**FREE THROW ATTEMPTS**  
5, vs. Presbyterian (Dec. 29, 2012)

**REBOUNDS**  
9, vs. Auburn (Jan. 12, 2013)

**ASSISTS**  
2, 3x, vs. Auburn (Jan. 12, 2013)

**BLOCKS**  
1, vs. Morgan State (Nov. 16, 2012)

**STEALS**  
1, 4 times, last vs. SC State (Jan. 5, 2013)

**MINUTES PLAYED**  
33, vs. Auburn (Jan. 12, 2013)

### 2012-13

Opponent	Date	GS	Min	FG-FGA	Pct	3FG-FGA	Pct	FT-FTA	Pct	Off	Def	Tot	Avg	PF	FO	A	TO	Blk	Stl	Pts	Avg	
MILWAUKEE	11/11/12	5	0-1	.000	0-1	.000	0-0	.000	1	0	1	1.0	1	0	0	0	0	0	0	0	0	0.0
MORGAN STATE	11/16/12	17	3-3	.750	0-0	.000	0-0	.000	0	2	2	1.5	1	0	0	2	1	0	6	3	3.0	
RIDER	11/19/12	7	2-6	.500	2-5	.333	0-0	.000	0	0	0	1.0	1	0	2	4	0	1	6	4	4.0	
ELON	11/21/12	19	2-6	.438	2-5	.364	0-0	.000	1	1	2	1.3	0	0	0	1	0	0	6	4.5		
vs. Missouri State	11/24/12	5	0-0	.438	0-0	.364	0-0	.000	0	0	0	1.0	1	0	0	1	0	1	0	3.6		
vs. UALR	11/25/12	7	0-1	.412	0-1	.333	0-0	.000	0	1	1	1.0	2	0	0	2	0	0	0	3.0		
at St. John's	11/29/12	4	0-1	.389	0-1	.308	0-0	.000	0	0	0	0.9	0	0	0	0	0	0	0	2.6		
CLEMSON	12/2/12	-	-	-	-	-	-	-	-	-	-	-	-	-	-	-	-	-	-	-	-	
JACKSONVILLE	12/7/12	13	0-3	.333	0-2	.267	2-2	1.000	0	1	1	0.9	1	0	0	1	0	0	2	2.5		
APPALACHIAN ST	12/19/12	-	-	-	-	-	-	-	-	-	-	-	-	-	-	-	-	-	-	-	-	
vs. Manhattan	12/22/12	13	0-2	.304	0-1	.250	0-0	1.000	0	1	1	0.9	3	0	1	1	0	1	0	2.2		
PRESBYTERIAN	12/29/12	25	5-8	.387	2-4	.300	3-5	.714	1	5	6	1.4	0	0	2	1	0	0	15	3.5		
SC STATE	1/5/13	29	3-14	.333	2-6	.308	2-2	.778	2	6	8	2.0	2	0	1	2	0	1	10	4.1		
at Miss State	1/8/13	12	0-2	.319	0-1	.296	0-0	.778	0	2	2	2.0	0	0	0	1	0	0	3.8			
AUBURN	1/12/13	33	6-9	.375	5-8	.371	0-1	.700	6	3	9	2.5	2	0	2	1	0	0	1	4.8		
at LSU	1/16/13	2	0-1	.368	0-0	.371	0-0	.700	0	0	0	2.4	0	0	0	0	0	0	4.4			
VANDERBILT	1/19/13																					
at Missouri	1/22/13																					
ARKANSAS	1/26/13																					
at Florida	1/30/13																					
GEORGIA	2/2/13																					
at Kentucky	2/5/13																					
TENNESSEE	2/10/13																					
LSU	2/14/13																					
at Alabama	2/16/13																					
OLE MISS	2/20/13																					
at Georgia	2/23/13																					
MISSOURI	2/28/13																					
at Texas A&M	3/2/13																					
MISS STATE	3/6/13																					
at Vanderbilt	3/9/13																					

### SEASON NOTES

Saw action in the season opener vs. Milwaukee (Nov. 11), but continues to recover from surgery on a broken nose ... Scored six points on a perfect 3-of-3 shooting from the floor vs. Morgan State (Nov. 16) ... Posted six points and two assists vs. Rider (Nov. 19) ... Scored six points on two made 3s vs. Elon (Nov. 21) ... Saw action vs. Missouri State (Nov. 24) and UALR (Nov. 25) ... Saw action off the bench vs. St. John's (Nov. 29) ... Scored two points vs. Jacksonville (Dec. 7) ... Saw action vs. Manhattan (Dec. 22), dishing one assist and collecting one steal ... Scored 15 points for first double-digit scoring game of the season, while collecting six rebounds in win vs. Presbyterian (Dec. 29) ... Collected a career high eight rebounds, while adding 10 points in first start of the season vs. SC State (Jan. 5) ... Saw action at Miss. State (Jan. 9) ... Near career numbers vs. Auburn (Jan. 12) with 17 points on six made shots, including matching a career high of five made 3s; a near double-double with a team-best nine rebounds ...

### CAREER STATISTICS

Season	GP-GS	Min	Avg	FG	FGA	Pct	3FG	3FGA	Pct	FT	FTA	Pct	Off	Def	Tot	Avg	PF	FO	Ast	TO	Blk	Stl	Pts	Avg
2011-12	31-20	652	21.0	71	230	.309	54	171	.316	15	25	.600	11	31	42	1.4	45	0	14	36	2	14	211	6.8
2012-13	14-1	191	13.6	21	57	.368	13	35	.371	7	10	.700	11	22	33	2.4	14	0	8	17	1	4	62	4.4
<b>Total</b>	<b>45-21</b>	<b>843</b>	<b>18.7</b>	<b>92</b>	<b>87</b>	<b>.321</b>	<b>67</b>	<b>206</b>	<b>.325</b>	<b>22</b>	<b>35</b>	<b>.629</b>	<b>22</b>	<b>53</b>	<b>75</b>	<b>1.7</b>	<b>59</b>	<b>0</b>	<b>22</b>	<b>53</b>	<b>3</b>	<b>18</b>	<b>273</b>	<b>6.1</b>

### CAREER SEC STATISTICS

Season	GP-GS	Min	Avg	FG	FGA	Pct	3FG	3FGA	Pct	FT	FTA	Pct	Off	Def	Tot	Avg	PF	FO	Ast	TO	Blk	Stl	Pts	Avg
2012	16-12	346	21.6	36	117	.308	25	85	.294	4	7	.571	5	15	20	1.3	22	0	7	14	1	7	101	6.3
2013	3-0	47	15.7	6	12	.500	5	9	.556	0	1	.000	6	5	11	3.7	2	0	2	2	0	0	17	5.7
<b>Totals</b>	<b>19-12</b>	<b>393</b>	<b>20.7</b>	<b>42</b>	<b>129</b>	<b>.326</b>	<b>30</b>	<b>94</b>	<b>.319</b>	<b>4</b>	<b>8</b>	<b>.500</b>	<b>11</b>	<b>20</b>	<b>31</b>	<b>1.6</b>	<b>24</b>	<b>0</b>	<b>9</b>	<b>16</b>	<b>1</b>	<b>7</b>	<b>118</b>	<b>6.2</b>



## #55 - SHANE PHILLIPS

**SENIOR | GUARD | 5'10" | 170 | 1 LETTER**  
**PITTSBURGH, PA./WHEELING CENTRAL (W.VA.)**

### PHILLIPS' CAREER HIGHS

- POINTS**  
1, vs. SC State (Jan. 3, 2012)
- FIELD GOAL ATTEMPTS**  
3, vs. SC State (Jan. 3, 2012)
- 3-POINT FIELD GOAL ATTEMPTS**  
2, vs. SC State (Jan. 3, 2012)
- FREE THROWS**  
1, vs. SC State (Jan. 3, 2012)
- FREE THROW ATTEMPTS**  
2, vs. SC State (Jan. 3, 2012)
- MINUTES PLAYED**  
5, vs. Jacksonville (Dec. 7, 2012)

### PHILLIPS' SEASON HIGHS

- POINTS**  
-
- FIELD GOALS**  
-
- FIELD GOAL ATTEMPTS**  
1, twice, last vs. Jacksonville (Dec. 7, 2012)
- 3-POINT FIELD GOALS**  
-
- 3-POINT FIELD GOAL ATTEMPTS**  
1, twice, last vs. Jacksonville (Dec. 7, 2012)
- FREE THROWS**  
-
- FREE THROW ATTEMPTS**  
-
- REBOUNDS**  
-
- ASSISTS**  
1, vs. St. John's (Nov. 29, 2012)
- BLOCKS**  
-
- STEALS**  
-
- MINUTES PLAYED**  
5, vs. St. John's (Nov. 29, 2012)

### 2012-13

Opponent	Date	GS	Min	FG-FGA	Pct	3FG-FGA	Pct	FT-FTA	Pct	Off	Def	Tot	Avg	PF	FO	A	TO	Blk	Stl	Pts	Avg	
MILWAUKEE	11/11/12	-	-	-	-	-	-	DNP - coach's decision	-	-	-	-	-	-	-	-	-	-	-	-	-	-
MORGAN STATE	11/16/12	1	0-0	.000	0-0	.000	0-0	.000	0	0	0	0.0	0	0	0	0	0	0	0	0	0.0	
RIDER	11/19/12	-	-	-	-	-	-	DNP - coach's decision	-	-	-	-	-	-	-	-	-	-	-	-	-	-
ELON	11/21/12	-	-	-	-	-	-	DNP - coach's decision	-	-	-	-	-	-	-	-	-	-	-	-	-	-
vs. Missouri State	11/24/12	1	0-0	.000	0-0	.000	0-0	.000	0	0	0	0.0	0	0	0	0	0	0	0	0	0.0	
vs. UALR	11/25/12	1	0-0	.000	0-0	.000	0-0	.000	0	0	0	0.0	0	0	0	0	0	0	0	0	0.0	
at St. John's	11/29/12	5	0-1	.000	0-1	.000	0-0	.000	0	0	0	0.0	0	0	1	0	0	0	0	0.0		
CLEMSON	12/2/12	-	-	-	-	-	-	DNP - coach's decision	-	-	-	-	-	-	-	-	-	-	-	-	-	
JACKSONVILLE	12/7/12	2	0-1	.000	0-1	.000	0-0	.000	0	0	0	0.0	0	0	0	0	0	0	0	0.0		
APPALACHIAN ST	12/19/12	-	-	-	-	-	-	DNP - coach's decision	-	-	-	-	-	-	-	-	-	-	-	-	-	
vs. Manhattan	12/22/12	-	-	-	-	-	-	DNP - coach's decision	-	-	-	-	-	-	-	-	-	-	-	-	-	
PRESBYTERIAN	12/29/12	2	0-0	.000	0-0	.000	0-0	.000	0	0	0	0.0	0	0	0	0	0	0	0	0.0		
SC STATE	1/5/13	-	-	-	-	-	-	DNP - coach's decision	-	-	-	-	-	-	-	-	-	-	-	-	-	
at Miss State	1/9/13	-	-	-	-	-	-	DNP - coach's decision	-	-	-	-	-	-	-	-	-	-	-	-	-	
AUBURN	1/12/13	-	-	-	-	-	-	DNP - coach's decision	-	-	-	-	-	-	-	-	-	-	-	-	-	
at LSU	1/16/13	-	-	-	-	-	-	DNP - coach's decision	-	-	-	-	-	-	-	-	-	-	-	-	-	
VANDERBILT	1/19/13	-	-	-	-	-	-	-	-	-	-	-	-	-	-	-	-	-	-	-	-	
at Missouri	1/22/13	-	-	-	-	-	-	-	-	-	-	-	-	-	-	-	-	-	-	-	-	
ARKANSAS	1/26/13	-	-	-	-	-	-	-	-	-	-	-	-	-	-	-	-	-	-	-	-	
at Florida	1/30/13	-	-	-	-	-	-	-	-	-	-	-	-	-	-	-	-	-	-	-	-	
GEORGIA	2/2/13	-	-	-	-	-	-	-	-	-	-	-	-	-	-	-	-	-	-	-	-	
at Kentucky	2/5/13	-	-	-	-	-	-	-	-	-	-	-	-	-	-	-	-	-	-	-	-	
TENNESSEE	2/10/13	-	-	-	-	-	-	-	-	-	-	-	-	-	-	-	-	-	-	-	-	
LSU	2/14/13	-	-	-	-	-	-	-	-	-	-	-	-	-	-	-	-	-	-	-	-	
at Alabama	2/16/13	-	-	-	-	-	-	-	-	-	-	-	-	-	-	-	-	-	-	-	-	
OLE MISS	2/20/13	-	-	-	-	-	-	-	-	-	-	-	-	-	-	-	-	-	-	-	-	
at Georgia	2/23/13	-	-	-	-	-	-	-	-	-	-	-	-	-	-	-	-	-	-	-	-	
MISSOURI	2/28/13	-	-	-	-	-	-	-	-	-	-	-	-	-	-	-	-	-	-	-	-	
at Texas A&M	3/2/13	-	-	-	-	-	-	-	-	-	-	-	-	-	-	-	-	-	-	-	-	
MISS STATE	3/6/13	-	-	-	-	-	-	-	-	-	-	-	-	-	-	-	-	-	-	-	-	
at Vanderbilt	3/9/13	-	-	-	-	-	-	-	-	-	-	-	-	-	-	-	-	-	-	-	-	

### SEASON NOTES

Did not see game action vs. Milwaukee (Nov. 11) ... Played one minute vs. Morgan State (Nov. 16) ... Saw time vs. Missouri State (Nov. 24) and UALR (Nov. 25) ... Posted an assist vs. St. John's (Nov. 29) ... Saw action vs. Jacksonville (Dec. 7) ... Played two minutes vs. Presbyterian (Dec. 29) ...

### CAREER STATISTICS

Season	GP-GS	Min	Avg	FG	FGA	Pct	3FG	3FGA	Pct	FT	FTA	Pct	Off	Def	Tot	Avg	PF	FO	Ast	TO	Blk	Stl	Pts	Avg
2011-12	1-0	2	2.0	0	3	.000	0	2	.000	1	2	.500	0	0	0	0.0	0	0	0	1	0	0	1	1.0
2012-13	6-0	12	2.0	0	2	.000	0	2	.000	0	0	.000	0	0	0	0.0	1	0	0	0	0	0	0	0.0
<b>Totals</b>	<b>7-0</b>	<b>14</b>	<b>2.0</b>	<b>0</b>	<b>5</b>	<b>.000</b>	<b>0</b>	<b>4</b>	<b>.000</b>	<b>1</b>	<b>2</b>	<b>.500</b>	<b>0</b>	<b>0</b>	<b>0</b>	<b>0.0</b>	<b>0</b>	<b>0</b>	<b>1</b>	<b>2</b>	<b>0</b>	<b>0</b>	<b>1</b>	<b>0.2</b>

### CAREER SEC STATISTICS

Season	GP-GS	Min	Avg	FG	FGA	Pct	3FG	3FGA	Pct	FT	FTA	Pct	Off	Def	Tot	Avg	PF	FO	Ast	TO	Blk	Stl	Pts	Avg
2013																								



## #0 - LASHAY PAGE

**SENIOR | GUARD | 6'2" | 195 | 2 LETTERS  
DILLON, S.C./CHIPOLA JC/SOUTHERN MISS.**

### PAGE'S CAREER HIGHS

**POINTS**  
30, at Colorado State (Nov. 19, 2011)\*

**FIELD GOALS**  
11, at Colorado State (Nov. 19, 2011)\*

**FIELD GOAL ATTEMPTS**  
18, vs. Milwaukee (Nov. 11, 2012)

**3-POINT FIELD GOALS**  
8, at Colorado State (Nov. 19, 2011)\*

**3-POINT FIELD GOAL ATTEMPTS**  
11, three times, last vs. E. Carolina (Jan. 4, 2012)\*

**FREE THROWS**  
7, twice, last vs. Missouri State (Nov. 24, 2012)

**FREE THROW ATTEMPTS**  
8, vs. Missouri State (Nov. 24, 2012)

**REBOUNDS**  
10, vs. Memphis (Feb. 1, 2012)\*

**ASSISTS**  
3, at Rice (Jan. 12, 2011)\*

**BLOCKS**  
2, vs. Alcorn State (Dec. 1, 2010)\*

**STEALS**  
2, 5 times, last vs. Morgan State (Nov. 16, 2012)

**MINUTES PLAYED**  
46 vs. Murray State (Nov. 26, 2011)\*

\* at Southern Mississippi

### PAGE'S SEASON HIGHS

**POINTS**  
22, vs. Missouri State (Nov. 24, 2012)

**FIELD GOALS**  
7, vs. Milwaukee (Nov. 11, 2012)

**FIELD GOAL ATTEMPTS**  
18, vs. Milwaukee (Nov. 11, 2012)

**3-POINT FIELD GOALS**  
4, vs. Rider (Nov. 19, 2012)

**3-POINT FIELD GOAL ATTEMPTS**  
7, twice, last vs. UALR (Nov. 25, 2012)

**FREE THROWS**  
7, vs. Missouri State (Nov. 24, 2012)

**FREE THROW ATTEMPTS**  
8, vs. Missouri State (Nov. 24, 2012)

**REBOUNDS**  
6, twice, last vs. Missouri State (Nov. 24, 2012)

**ASSISTS**  
2, vs. Milwaukee (Nov. 11, 2012)

**BLOCKS**  
1, vs. St. John's (Nov. 29, 2012)

**STEALS**  
2, vs. Morgan State (Nov. 16, 2012)

**MINUTES PLAYED**  
36, vs. Missouri State (Nov. 24, 2012)

### 2012-13

Opponent	Date	GS	Min	FG-FGA	Pct	3FG-3FGA	Pct	FT-FTA	Pct	Off	Def	Tot	Avg	PF	FO	A	TO	Blk	Stl	Pts	Avg
MILWAUKEE	11/11/12	*	35	7-18	.389	0-6	.000	5-7	.714	0	1	1.0	0	0	2	1	0	0	0	19	19.0
MORGAN STATE	11/16/12	*	30	6-13	.419	2-6	.167	6-6	.846	1	4	5	3.0	3	0	1	2	0	2	20	19.5
RIDER	11/19/12	*	22	4-9	.425	4-6	.333	0-0	.846	0	6	6	4.0	3	0	1	2	0	0	12	17.0
ELON	11/21/12	*	21	1-8	.375	1-4	.318	1-2	.800	1	2	3	3.8	3	0	1	3	0	1	4	13.8
vs. Missouri State	11/24/12	*	36	6-11	.407	3-7	.345	7-8	.826	0	6	6	4.2	2	0	0	2	0	0	22	15.4
vs. UALR	11/25/12	*	28	5-12	.408	3-7	.361	3-3	.846	0	4	4	4.2	1	0	1	1	0	0	16	15.5
at St. John's	11/29/12	*	13	1-7	.385	0-4	.325	0-0	.846	0	0	0	3.6	1	0	1	1	0	2	13.6	
CLEMSON	12/2/12	*	14	1-6	.369	1-2	.333	0-0	.846	2	1	3	3.5	2	0	1	1	0	0	3	12.3
JACKSONVILLE	12/7/12	-	-	-	-	-	-	DNP - illness	-	-	-	-	-	-	-	-	-	-	-	-	-
APPALACHIAN ST	12/19/12	*	21	1-9	.344	0-3	.311	5-5	.871	0	2	2	3.3	1	0	0	1	0	0	7	11.7
vs. Manhattan	12/22/12	-	-	-	-	-	-	DNP - Academic Issue	-	-	-	-	-	-	-	-	-	-	-	-	-
PRESBYTERIAN	12/29/12	-	-	-	-	-	-	DNP - Academic Issue	-	-	-	-	-	-	-	-	-	-	-	-	-
SC STATE	1/5/13	-	-	-	-	-	-	DNP - Academic Issue	-	-	-	-	-	-	-	-	-	-	-	-	-
at Miss State	1/9/13	-	-	-	-	-	-	DNP - Academic Issue	-	-	-	-	-	-	-	-	-	-	-	-	-
AUBURN	1/12/13	-	-	-	-	-	-	DNP - Academic Issue	-	-	-	-	-	-	-	-	-	-	-	-	-
at LSU	1/16/13	-	-	-	-	-	-	DNP - Academic Issue	-	-	-	-	-	-	-	-	-	-	-	-	-
VANDERBILT	1/19/13	-	-	-	-	-	-	-	-	-	-	-	-	-	-	-	-	-	-	-	-
at Missouri	1/22/13	-	-	-	-	-	-	-	-	-	-	-	-	-	-	-	-	-	-	-	-
ARKANSAS	1/26/13	-	-	-	-	-	-	-	-	-	-	-	-	-	-	-	-	-	-	-	-
at Florida	1/30/13	-	-	-	-	-	-	-	-	-	-	-	-	-	-	-	-	-	-	-	-
GEORGIA	2/2/13	-	-	-	-	-	-	-	-	-	-	-	-	-	-	-	-	-	-	-	-
at Kentucky	2/5/13	-	-	-	-	-	-	-	-	-	-	-	-	-	-	-	-	-	-	-	-
TENNESSEE	2/10/13	-	-	-	-	-	-	-	-	-	-	-	-	-	-	-	-	-	-	-	-
LSU	2/14/13	-	-	-	-	-	-	-	-	-	-	-	-	-	-	-	-	-	-	-	-
at Alabama	2/16/13	-	-	-	-	-	-	-	-	-	-	-	-	-	-	-	-	-	-	-	-
OLE MISS	2/20/13	-	-	-	-	-	-	-	-	-	-	-	-	-	-	-	-	-	-	-	-
at Georgia	2/23/13	-	-	-	-	-	-	-	-	-	-	-	-	-	-	-	-	-	-	-	-
MISSOURI	2/28/13	-	-	-	-	-	-	-	-	-	-	-	-	-	-	-	-	-	-	-	-
at Texas A&M	3/2/13	-	-	-	-	-	-	-	-	-	-	-	-	-	-	-	-	-	-	-	-
MISS STATE	3/6/13	-	-	-	-	-	-	-	-	-	-	-	-	-	-	-	-	-	-	-	-
at Vanderbilt	3/9/13	-	-	-	-	-	-	-	-	-	-	-	-	-	-	-	-	-	-	-	-

### SEASON NOTES

Scored a team high 19 points, while adding two assists in season opener vs. Milwaukee (Nov. 11); scored 17 points in the second half ... Leading scorer with 20 points in win vs. Morgan State (Nov. 16) ... A perfect 6-of-6 from the free throw line vs. the Bears ... Was in foul trouble early in the first half vs. Rider (Nov. 19), but came back to post 12 points on 4 made 3s ... Hit just 1-of-8 attempts from the floor vs. Elon (Nov 21), scoring four points ... Posted a team high 22 points, including a 7-of-8 effort from the free throw line vs. Missouri State (Nov. 25) ... Scored 16 points and collected four rebounds vs. UALR (Nov. 25) ... Named the Hoops For Hope Classic Most Outstanding Player ... Struggled from the field vs. St. John's (Nov. 29), hitting just 1-of-7 from the field for two points ... Scored just three points vs. Clemson (Dec. 2) ... Missed the Jacksonville (Dec. 7) contest due to a stomach virus ... Struggled from the floor vs. Appalachian State (Dec. 19), but posted a 5-of-5 effort from the free throw line, including hitting two key free throws with four seconds remaining to push the game out of reach for the Mountaineers ... Did not play vs. Manhattan (Dec. 22) or Presbyterian (Dec. 29) due to an academic issue ...

### CAREER STATISTICS

Season	GP-GS	Min	Avg	FG	FGA	Pct	3FG	3FGA	Pct	FT	FTA	Pct	Off	Def	Tot	Avg	PF	FO	Ast	TO	Blk	Stl	Pts	Avg
2010-11*	27-1	490	8.1	57	163	.350	33	97	.340	20	33	.606	3	53	56	2.1	36	1	18	23	3	10	167	6.2
2011-12*	33-32	1213	36.8	127	334	.380	75	213	.352	55	67	.821	20	91	111	3.4	63	1	25	36	2	18	384	11.6
2012-13	9-9	220	24.4	32	93	.344	14	45	.311	27	31	.871	4	26	30	3.3	16	0	8	14	1	3	105	11.7
<b>Totals</b>	<b>69-42</b>	<b>1923</b>	<b>27.8</b>	<b>216</b>	<b>590</b>	<b>.366</b>	<b>122</b>	<b>355</b>	<b>.343</b>	<b>102</b>	<b>131</b>	<b>.778</b>	<b>27</b>	<b>170</b>	<b>197</b>	<b>2.9</b>	<b>115</b>	<b>2</b>	<b>51</b>	<b>73</b>	<b>6</b>	<b>31</b>	<b>656</b>	<b>9.5</b>

\* at Southern Mississippi



## #24 - MICHAEL CARRERA

FRESHMAN | FORWARD | 6'5" | 212 | HS  
ANZOÁTEGUI, VENEZUELA/MONTROSE CHRISTIAN

### CARRERA'S SEASON HIGHS

#### POINTS

23, vs. LSU (Jan. 16, 2013)

#### FIELD GOALS

7, vs. LSU (Jan. 16, 2013)

#### FIELD GOAL ATTEMPTS

12, vs. Milwaukee (Nov. 11, 2012)

#### 3-POINT FIELD GOALS

1, twice, last vs. Manhattan (Dec. 22, 2012)

#### 3-POINT FIELD GOAL ATTEMPTS

1, twice, last vs. Manhattan (Dec. 22, 2012)

#### FREE THROWS

9, vs. LSU (Jan. 16, 2013)

#### FREE THROW ATTEMPTS

10, vs. LSU (Jan. 16, 2013)

#### REBOUNDS

15, vs. Milwaukee (Nov. 1, 2012)

#### ASSISTS

5, vs. Auburn (Jan. 12, 2013)

#### BLOCKS

3, vs. Milwaukee (Nov. 11, 2012)

#### STEALS

1, vs. Missouri State (Nov. 24, 2012)

#### MINUTES PLAYED

36, vs. LSU (Jan. 16, 2013)

### 2012-13

Opponent	Date	GS	Min	FG-FGA	Pct	3FG-FGA	Pct	FT-FTA	Pct	Off	Def	Tot	Avg	PF	FO	A	TO	Blk	Stl	Pts	Avg
MILWAUKEE	11/11/12	*	29	6-12	.500	0-0	.000	5-5	1.000	7	8	15	15.0	4	0	0	2	3	0	17	17.0
MORGAN STATE	11/16/12	-	-	-	-	-	-	DNP - concussion	-	-	-	-	-	-	-	-	-	-	-	-	-
RIDER	11/19/12	-	-	-	-	-	-	DNP - concussion	-	-	-	-	-	-	-	-	-	-	-	-	-
ELON	11/21/12	-	-	-	-	-	-	DNP - concussion	-	-	-	-	-	-	-	-	-	-	-	-	-
vs. Missouri State	11/24/12	*	21	6-7	.857	1-1	1.000	5-6	.909	1	4	5	10.0	4	0	1	3	1	1	18	17.5
vs. UALR	11/25/12	*	12	0-2	.571	0-0	1.000	2-2	.923	0	2	2	7.3	4	0	0	3	0	0	2	12.3
at St. John's	11/29/12	*	23	3-7	.536	0-0	1.000	5-6	.895	6	5	11	8.3	2	0	1	2	0	0	11	12.0
CLEMSON	12/2/12	*	16	0-4	.469	0-0	1.000	5-6	.800	3	3	6	7.8	5	1	1	2	1	0	3	10.2
JACKSONVILLE	12/7/12	*	24	6-10	.600	0-0	1.000	5-6	.806	0	9	9	8.0	2	0	2	0	2	0	17	11.3
APPALACHIAN ST	12/19/12	*	26	4-7	.571	1-1	1.000	4-6	.784	3	4	7	7.3	3	0	1	4	0	0	13	10.4
vs. Manhattan	12/22/12	-	-	-	-	-	-	DNP - left hip injury	-	-	-	-	-	-	-	-	-	-	-	-	-
PRESBYTERIAN	12/29/12	-	-	-	-	-	-	DNP - left hip injury	-	-	-	-	-	-	-	-	-	-	-	-	-
SC STATE	1/5/13	7	1-3	.474	0-0	1.000	0-0	.784	1	2	3	6.8	3	0	0	0	0	0	0	2	9.4
at Miss State	1/9/13	7	1-3	.474	0-0	1.000	0-0	.784	1	2	3	6.8	3	0	0	0	0	0	0	2	9.4
AUBURN	1/12/13	24	1-5	.452	0-0	1.000	4-4	.805	5	2	7	6.8	5	1	5	4	2	0	6	9.1	
at LSU	1/16/13	24	7-10	.486	0-1	.667	9-10	.824	3	7	10	7.1	4	0	0	1	0	0	23	10.4	
VANDERBILT	1/19/13	-	-	-	-	-	-	-	-	-	-	-	-	-	-	-	-	-	-	-	-
at Missouri	1/22/13	-	-	-	-	-	-	-	-	-	-	-	-	-	-	-	-	-	-	-	-
ARKANSAS	1/28/13	-	-	-	-	-	-	-	-	-	-	-	-	-	-	-	-	-	-	-	-
at Florida	1/30/13	-	-	-	-	-	-	-	-	-	-	-	-	-	-	-	-	-	-	-	-
GEORGIA	2/2/13	-	-	-	-	-	-	-	-	-	-	-	-	-	-	-	-	-	-	-	-
at Kentucky	2/5/13	-	-	-	-	-	-	-	-	-	-	-	-	-	-	-	-	-	-	-	-
TENNESSEE	2/10/13	-	-	-	-	-	-	-	-	-	-	-	-	-	-	-	-	-	-	-	-
LSU	2/14/13	-	-	-	-	-	-	-	-	-	-	-	-	-	-	-	-	-	-	-	-
at Alabama	2/16/13	-	-	-	-	-	-	-	-	-	-	-	-	-	-	-	-	-	-	-	-
OLE MISS	2/20/13	-	-	-	-	-	-	-	-	-	-	-	-	-	-	-	-	-	-	-	-
at Georgia	2/23/13	-	-	-	-	-	-	-	-	-	-	-	-	-	-	-	-	-	-	-	-
MISSOURI	2/28/13	-	-	-	-	-	-	-	-	-	-	-	-	-	-	-	-	-	-	-	-
at Texas A&M	3/2/13	-	-	-	-	-	-	-	-	-	-	-	-	-	-	-	-	-	-	-	-
MISS STATE	3/6/13	-	-	-	-	-	-	-	-	-	-	-	-	-	-	-	-	-	-	-	-
at Vanderbilt	3/9/13	-	-	-	-	-	-	-	-	-	-	-	-	-	-	-	-	-	-	-	-

### SEASON NOTES

Named the SEC Freshman of the Week on Nov. 12 after posting a double-double with 17 points and 15 rebounds in the season opener vs. Milwaukee (Nov. 11); also blocked a team high three shots ... Missed the Morgan State (Nov. 16), Rider (Nov. 19) and Elon (Nov. 21) contests due to a concussion ... Returned vs. Missouri State (Nov. 24), scoring 18 points, including a game-tying 3-pointer at the buzzer to send the contest to overtime, while also collecting five rebounds ... Was in foul trouble early vs. UALR (Nov. 25) ... Posted second double-double of the season with teams highs 11 points and 11 rebounds vs. St. John's (Nov. 29) ... Was in foul trouble vs. Clemson (Dec. 2), collecting three in the first nine minutes of the game ... Collected six rebounds vs. the Tigers ... Near double-double with teams highs in both points (17) and rebounds (9) vs. Jacksonville (Dec. 7) ... Also two assists and two blocks vs. the Dolphins ... Was in foul trouble early vs. Appalachian State (Dec. 19), scored two points and collected three rebounds in just seven minutes of action ... Posted 13 points and pulled down seven rebounds in win vs. Manhattan (Dec. 22) ... Did not play vs. Presbyterian (Dec. 29) due to a chronic left hip injury ... Returned from injury to play at Miss. State (Jan. 9), but was in early foul trouble and played just seven minutes, posting two points and three rebounds ... Once again struggled with foul trouble vs. Auburn (Jan. 19), but posted six points, seven rebounds and a season high five assists in 24 minutes vs. the Tigers ... Season high 23 points in win at LSU (Jan. 16), scoring 21 of those points in the second half and overtime, while playing several minutes with four fouls ...

### CAREER STATISTICS

Season	GP-GS	Min	Avg	FG	FGA	Pct	3FG	3FGA	Pct	FT	FTA	Pct	Off	Def	Tot	Avg	PF	FO	Ast	TO	Blk	Stl	Pts	Avg
2012-13	11-6	213	19.4	35	72	.486	2	3	.667	42	51	.824	31	47	78	7.1	39	2	11	23	9	1	114	10.4

### CAREER SEC STATISTICS

Season	GP-GS	Min	Avg	FG	FGA	Pct	3FG	3FGA	Pct	FT	FTA	Pct	Off	Def	Tot	Avg	PF	FO	Ast	TO	Blk	Stl	Pts	Avg
2013	2-0	31	15.5	2	8	.250	0	0	.000	4	4	1.000	6	4	10	5.0	8	1	5	4	2	0	8	4.0



## #14 - LAIMONAS CHATKEVICIUS

FRESHMAN | FORWARD | 6'11" | 255 | HS  
 KLAIPEDA, LITHUANIA/SOUTH KENT SCHOOL (CONN.)

### CHATKEVICIUS' SEASON HIGHS

**POINTS**

9, vs. Jacksonville (Dec. 7, 2012)

**FIELD GOALS**

4, vs. Jacksonville (Dec. 7, 2012)

**FIELD GOAL ATTEMPTS**

6, vs. Jacksonville (Dec. 7, 2012)

**3-POINT FIELD GOALS**

1, vs. Jacksonville (Dec. 7, 2012)

**3-POINT FIELD GOAL ATTEMPTS**

1, vs. Jacksonville (Dec. 7, 2012)

**FREE THROWS**

1, twice, last vs. Presbyterian (Dec. 29, 2012)

**FREE THROW ATTEMPTS**

2, 3x, last vs. Presbyterian (Dec. 29, 2012)

**REBOUNDS**

6, twice, last vs. Miss. State (Jan. 9, 2013)

**ASSISTS**

4, vs. Jacksonville (Dec. 7, 2012)

**BLOCKS**

1, vs. LSU (Jan. 16, 2013)

**STEALS**

-

**MINUTES PLAYED**

19, vs. Jacksonville (Dec. 7, 2012)

### 2012-13

Opponent	Date	GS	Min	FG-FGA	Pct	3FG-FGA	Pct	FT-FTA	Pct	Off	Def	Tot	Avg	PF	FO	A	TO	Blk	Stl	Pts	Avg	
MILWAUKEE	11/11/12	-	-	-	-	-	-	-	-	-	-	-	-	-	-	-	-	-	-	-	-	-
MORGAN STATE	11/16/12	-	-	-	-	-	-	-	-	-	-	-	-	-	-	-	-	-	-	-	-	-
RIDER	11/19/12	-	-	-	-	-	-	-	-	-	-	-	-	-	-	-	-	-	-	-	-	-
ELON	11/21/12	-	-	-	-	-	-	-	-	-	-	-	-	-	-	-	-	-	-	-	-	-
vs. Missouri State	11/24/12	-	-	-	-	-	-	-	-	-	-	-	-	-	-	-	-	-	-	-	-	-
vs. UALR	11/25/12	11	1-2	.500	0-0	.000	1-2	.500	1	1	2	2.0	1	0	1	0	0	0	0	3	3.0	
at St. John's	11/29/12	7	1-2	.500	0-0	.000	0-0	.500	0	1	1	1.5	2	0	0	2	0	0	2	2	2.5	
CLEMSON	12/2/12	7	1-2	.500	0-0	.000	0-0	.500	0	1	1	1.3	2	0	0	2	0	0	2	2	2.3	
JACKSONVILLE	12/7/12	19	4-6	.600	1-1	1.000	0-2	.250	3	2	5	2.7	4	0	4	4	0	0	9	4.7		
APPALACHIAN ST	12/19/12	6	1-1	.636	0-0	1.000	0-0	.250	0	1	1	2.3	1	0	0	0	0	0	2	4.0		
vs. Manhattan	12/22/12	7	1-1	.667	0-0	1.000	0-0	.250	1	0	1	2.0	0	0	0	1	0	0	2	3.6		
PRESBYTERIAN	12/29/12	13	1-3	.600	0-0	1.000	1-2	.333	3	3	6	2.7	2	0	1	3	0	0	3	3.5		
SC STATE	1/5/13	4	1-2	.588	0-0	1.000	0-0	.333	1	0	1	2.4	1	0	0	0	0	0	2	3.3		
at Miss State	1/9/13	18	1-4	.524	0-1	.500	2-2	.500	3	3	6	2.9	2	0	0	3	0	0	4	3.4		
AUBURN	1/12/13	2	0-0	.524	0-0	.500	0-0	.500	0	0	0	2.6	0	0	1	0	0	0	0	3.0		
at LSU	1/16/13	12	3-4	.560	0-0	.500	0-0	.500	0	2	2	2.5	2	0	1	1	0	0	6	3.3		
VANDERBILT	1/19/13																					
at Missouri	1/22/13																					
ARKANSAS	1/26/13																					
at Florida	1/30/13																					
GEORGIA	2/2/13																					
at Kentucky	2/5/13																					
TENNESSEE	2/10/13																					
LSU	2/14/13																					
at Alabama	2/16/13																					
OLE MISS	2/20/13																					
at Georgia	2/23/13																					
MISSOURI	2/28/13																					
at Texas A&M	3/2/13																					
MISS STATE	3/6/13																					
at Vanderbilt	3/9/13																					

### SEASON NOTES

Will miss the first six games of the 2012-13 season, as the NCAA has determined that he received impermissible benefits from his host family prior to enrolling at the University of South Carolina ... Saw first action of the season vs. St. John's (Nov. 29), scoring three points and collecting two rebounds ... Scored two points vs. Clemson (Dec. 2) ... Solid vs. Jacksonville (Dec. 7), scoring nine points, five rebounds and four assists ... Scored two points in six minutes vs. Appalachian State (Dec. 19) ... Saw action vs. Manhattan (Dec. 22), scoring two points ... Collected a season high six rebounds vs. Presbyterian (Dec. 29) ... Saw action vs. SC State (Jan. 5) ... Matched a season high with six rebounds at Miss. State (Jan. 9) ... Posted one assist vs. Auburn (Jan. 12) ... Earned first career start at LSU (Jan. 16), posting six points and two rebounds ...

### CAREER STATISTICS

Season	GP-GS	Min	Avg	FG	FGA	Pct	3FG	3FGA	Pct	FT	FTA	Pct	Off	Def	Tot	Avg	PF	FO	Ast	TO	Blk	Stl	Pts	Avg
2012-13	10-1	99	9.9	14	25	.560	1	2	.500	4	8	.500	12	13	25	2.5	15	0	8	14	1	0	33	3.3

### CAREER SEC STATISTICS

Season	GP-GS	Min	Avg	FG	FGA	Pct	3FG	3FGA	Pct	FT	FTA	Pct	Off	Def	Tot	Avg	PF	FO	Ast	TO	Blk	Stl	Pts	Avg
2013	2-0	20	10.0	1	4	.250	0	1	.000	2	2	1.000	3	3	6	3.0	2	0	1	3	0	0	4	2.0



## #12 - AUSTIN CONSTABLE

FRESHMAN | GUARD | 6'0" | 175 | HS  
WEST CHESTER, PA./HENDERSON

### CONSTABLE'S SEASON HIGHS

**POINTS**  
-

**FIELD GOALS**  
-

**FIELD GOAL ATTEMPTS**  
2, vs. Presbyterian (Dec. 29, 2012)

**3-POINT FIELD GOALS**  
-

**3-POINT FIELD GOAL ATTEMPTS**  
1, vs. Presbyterian (Dec. 29, 2012)

**FREE THROWS**  
-

**FREE THROW ATTEMPTS**  
-

**REBOUNDS**  
-

**ASSISTS**  
-

**BLOCKS**  
-

**STEALS**  
-

**MINUTES PLAYED**  
2, vs. Presbyterian (Dec. 29, 2012)

### 2012-13

Opponent	Date	GS	Min	FG-FGA	Pct	3FG-FGA	Pct	FT-FTA	Pct	Off	Def	Tot	Avg	PF	FO	A	TO	Blk	Stl	Pts	Avg	
MILWAUKEE	11/11/12	-	-	-	-	-	-	-	-	-	-	-	-	-	-	-	-	-	-	-	-	-
MORGAN STATE	11/16/12	-	-	-	-	-	-	-	-	-	-	-	-	-	-	-	-	-	-	-	-	-
RIDER	11/19/12	-	-	-	-	-	-	-	-	-	-	-	-	-	-	-	-	-	-	-	-	-
ELON	11/21/12	-	-	-	-	-	-	-	-	-	-	-	-	-	-	-	-	-	-	-	-	-
vs. Missouri State	11/24/12	-	-	-	-	-	-	-	-	-	-	-	-	-	-	-	-	-	-	-	-	-
vs. UALR	11/25/12	1	0-0	.000	0-0	.000	0-0	.000	0	0	0	0.0	0	0	0	0	0	0	0	0	0.0	
at St. John's	11/29/12	-	-	-	-	-	-	-	-	-	-	-	-	-	-	-	-	-	-	-	-	-
CLEMSON	12/2/12	-	-	-	-	-	-	-	-	-	-	-	-	-	-	-	-	-	-	-	-	-
JACKSONVILLE	12/7/12	2	0-0	.000	0-0	.000	0-0	.000	1	0	1	0.5	0	0	0	1	0	0	0	0	0.0	
APPALACHIAN ST	12/19/12	-	-	-	-	-	-	-	-	-	-	-	-	-	-	-	-	-	-	-	-	-
vs. Manhattan	12/22/12	-	-	-	-	-	-	-	-	-	-	-	-	-	-	-	-	-	-	-	-	-
PRESBYTERIAN	12/29/12	2	0-2	.000	0-1	.000	0-0	.000	0	0	0	0.3	0	0	0	0	0	0	0	0	0.0	
SC STATE	1/5/13	-	-	-	-	-	-	-	-	-	-	-	-	-	-	-	-	-	-	-	-	-
at Miss State	1/9/13	-	-	-	-	-	-	-	-	-	-	-	-	-	-	-	-	-	-	-	-	-
AUBURN	1/12/13	-	-	-	-	-	-	-	-	-	-	-	-	-	-	-	-	-	-	-	-	-
at LSU	1/16/13	-	-	-	-	-	-	-	-	-	-	-	-	-	-	-	-	-	-	-	-	-
VANDERBILT	1/19/13	-	-	-	-	-	-	-	-	-	-	-	-	-	-	-	-	-	-	-	-	-
at Missouri	1/22/13	-	-	-	-	-	-	-	-	-	-	-	-	-	-	-	-	-	-	-	-	-
ARKANSAS	1/26/13	-	-	-	-	-	-	-	-	-	-	-	-	-	-	-	-	-	-	-	-	-
at Florida	1/30/13	-	-	-	-	-	-	-	-	-	-	-	-	-	-	-	-	-	-	-	-	-
GEORGIA	2/2/13	-	-	-	-	-	-	-	-	-	-	-	-	-	-	-	-	-	-	-	-	-
at Kentucky	2/5/13	-	-	-	-	-	-	-	-	-	-	-	-	-	-	-	-	-	-	-	-	-
TENNESSEE	2/10/13	-	-	-	-	-	-	-	-	-	-	-	-	-	-	-	-	-	-	-	-	-
LSU	2/14/13	-	-	-	-	-	-	-	-	-	-	-	-	-	-	-	-	-	-	-	-	-
at Alabama	2/16/13	-	-	-	-	-	-	-	-	-	-	-	-	-	-	-	-	-	-	-	-	-
OLE MISS	2/20/13	-	-	-	-	-	-	-	-	-	-	-	-	-	-	-	-	-	-	-	-	-
at Georgia	2/23/13	-	-	-	-	-	-	-	-	-	-	-	-	-	-	-	-	-	-	-	-	-
MISSOURI	2/28/13	-	-	-	-	-	-	-	-	-	-	-	-	-	-	-	-	-	-	-	-	-
at Texas A&M	3/2/13	-	-	-	-	-	-	-	-	-	-	-	-	-	-	-	-	-	-	-	-	-
MISS STATE	3/6/13	-	-	-	-	-	-	-	-	-	-	-	-	-	-	-	-	-	-	-	-	-
at Vanderbilt	3/9/13	-	-	-	-	-	-	-	-	-	-	-	-	-	-	-	-	-	-	-	-	-

### SEASON NOTES

Saw time vs. UALR (Nov. 25) ... Collected a rebound vs. Jacksonville (Dec. 7) ... Attempted two shots vs. Presbyterian (Dec. 29) ...

### CAREER STATISTICS

Season	GP-GS	Min	Avg	FG	FGA	Pct	3FG	3FGA	Pct	FT	FTA	Pct	Off	Def	Tot	Avg	PF	FO	Ast	TO	Blk	Stl	Pts	Avg
2012-13	3-0	5	1.7	0	2	.000	0	1	.000	0	0	.000	1	0	1	0.3	0	0	0	1	0	0	0	0.0

### CAREER SEC STATISTICS

Season	GP-GS	Min	Avg	FG	FGA	Pct	3FG	3FGA	Pct	FT	FTA	Pct	Off	Def	Tot	Avg	PF	FO	Ast	TO	Blk	Stl	Pts	Avg
2013																								



## #25 - MINDAUGAS KACINAS

FRESHMAN | FORWARD | 6'7" | 210 | HS

KLAIPEDA, LITHUANIA/WORD OF LIFE FIRE TRADITIONAL SCHOOL

### KACINAS' SEASON HIGHS

#### POINTS

18, vs. Rider (Nov. 19, 2012)

#### FIELD GOALS

8, vs. Rider (Nov. 19, 2012)

#### FIELD GOAL ATTEMPTS

11, twice, last vs. App State (Dec. 19, 2012)

#### 3-POINT FIELD GOALS

1, 3 times, last vs. Clemson (Dec. 2, 2012)

#### 3-POINT FIELD GOAL ATTEMPTS

3, twice, last vs. App State (Dec. 19, 2012)

#### FREE THROWS

6, vs. Milwaukee (Nov. 11, 2012)

#### FREE THROW ATTEMPTS

8, vs. Milwaukee (Nov. 11, 2012)

#### REBOUNDS

13, vs. Milwaukee (Nov. 11, 2012)

#### ASSISTS

3, twice, last vs. App State (Dec. 19, 2012)

#### BLOCKS

3, vs. Appalachian State (Dec. 19, 2012)

#### STEALS

2, vs. UALR (Nov. 25, 2012)

#### MINUTES PLAYED

35, vs. SC State (Jan. 5, 2013)

### 2012-13

Opponent	Date	GS	Min	FG-FGA	Pct	3FG-FGA	Pct	FT-FTA	Pct	Off	Def	Tot	Avg	PF	FO	A	TO	Blk	Stl	Pts	Avg
MILWAUKEE	11/11/12	31	1-3	.333	0-1	1.000	6-8	.750	6	7	13	13.0	2	0	3	1	1	1	1	8	8.0
MORGAN STATE	11/16/12	21	0-1	.250	0-0	.000	2-2	.800	3	0	3	8.0	3	0	0	3	0	1	2	5.0	
RIDER	11/19/12	32	8-11	.600	1-1	.500	1-2	.750	3	2	5	7.0	2	0	0	3	0	1	18	9.3	
ELON	11/21/12	26	1-2	.588	0-0	.500	1-2	.714	2	3	5	6.5	0	0	1	4	0	0	3	7.8	
vs. Missouri State	11/24/12	* 28	1-3	.550	0-1	.333	2-3	.706	0	5	5	6.2	2	0	1	5	2	0	4	7.0	
vs. UALR	11/25/12	27	5-7	.593	1-3	.333	2-3	.700	3	2	5	6.0	3	0	1	3	2	2	13	8.0	
at St. John's	11/29/12	24	4-7	.588	0-0	.333	1-4	.625	3	3	6	6.0	1	0	1	0	0	0	9	8.1	
CLEMSON	12/2/12	29	3-5	.590	1-2	.375	3-3	.667	1	2	3	5.6	5	1	1	1	1	0	10	8.4	
JACKSONVILLE	12/7/12	18	3-3	.619	0-0	.375	1-2	.655	1	2	3	5.3	4	0	0	2	2	0	7	8.2	
APPALACHIAN ST	12/19/12	* 34	5-11	.585	0-3	.273	2-2	.677	6	6	12	6.0	2	0	3	2	3	0	12	8.6	
vs. Manhattan	12/22/12	* 16	0-1	.574	0-0	.273	0-0	.677	0	1	1	5.5	3	0	0	1	0	0	0	7.8	
PRESBYTERIAN	12/29/12	* 25	6-8	.597	0-1	.250	1-1	.688	3	0	3	5.3	4	0	1	1	1	0	13	8.3	
SC STATE	1/5/13	* 35	4-7	.594	0-1	.231	1-2	.676	5	5	10	5.7	4	0	2	1	1	0	9	8.3	
at Miss State	1/6/13	* 30	0-3	.569	0-0	.231	0-0	.676	1	2	3	5.5	2	0	1	2	0	0	0	7.7	
AUBURN	1/12/13	* 17	2-3	.573	0-0	.231	2-2	.694	1	3	4	5.4	3	0	0	2	1	0	6	7.6	
at LSU	1/16/13	16	1-3	.564	0-2	.200	1-2	.684	1	1	2	5.2	2	0	0	1	0	0	3	7.3	
VANDERBILT	1/19/13																				
at Missouri	1/22/13																				
ARKANSAS	1/26/13																				
at Florida	1/30/13																				
GEORGIA	2/2/13																				
at Kentucky	2/5/13																				
TENNESSEE	2/10/13																				
LSU	2/14/13																				
at Alabama	2/16/13																				
OLE MISS	2/20/13																				
at Georgia	2/23/13																				
MISSOURI	2/28/13																				
at Texas A&M	3/2/13																				
MISS STATE	3/6/13																				
at Vanderbilt	3/9/13																				

### SEASON NOTES

Collected 13 rebounds, including six on the offensive glass, and tied the contest with 18 seconds remaining in regulation on two free throws to send the game to overtime in season opener win vs. Milwaukee (Nov. 11) ... Scored two points and collected three rebounds vs. Morgan State (Nov. 16) ... Posted 18 points on eight made baskets vs. Rider (Nov. 19), playing in a season high 32 minutes ... Collected five rebounds vs. Elon (Nov. 21) ... Earned first-career start vs. Missouri State (Nov. 24), scoring four points and posting two blocks ... Scored 13 points vs. UALR (Nov. 25), while blocking two shots and collecting two steals ... Posted nine points and six rebounds off the bench vs. St. John's (Nov. 29) ... Scored 10 points off the bench vs. Clemson (Dec. 2) ... Scored seven points on a perfect 3-of-3 effort from the floor in win vs. Jacksonville (Dec. 7) ... Career night with 34 minutes played, posting first-career double-double with 12 points and a game-best 12 rebounds in win vs. Appalachian State (Dec. 19); also earned the start vs. the Mountaineers ... Named the SEC Freshman of the Week on Dec. 31 after scoring 13 points and collecting three rebounds vs. Presbyterian (Dec. 29) ... Played a season high 35 minutes vs. SC State (Jan. 5), collecting a team high 10 rebounds ... Saw action at Miss. State (Jan. 9) ... Scored six points and collected four rebounds with one block vs. Auburn (Jan. 12) ... Posted three points at LSU (Jan. 16) ...

### CAREER STATISTICS

Season	GP-GS	Min	Avg	FG	FGA	Pct	3FG	3FGA	Pct	FT	FTA	Pct	Off	Def	Tot	Avg	PF	FO	Ast	TO	Blk	Stl	Pts	Avg
2012-13	16-7	409	25.6	44	78	.564	3	15	.200	26	38	.684	39	44	83	5.2	42	1	15	32	14	5	117	7.3

### CAREER SEC STATISTICS

Season	GP-GS	Min	Avg	FG	FGA	Pct	3FG	3FGA	Pct	FT	FTA	Pct	Off	Def	Tot	Avg	PF	FO	Ast	TO	Blk	Stl	Pts	Avg
2013	2-2	47	23.5	2	6	.333	0	0	.000	2	2	1.000	2	5	7	.5	5	0	1	4	1	0	6	3.0



## #35 - BRIAN STEELE

FRESHMAN | FORWARD | 6'5" | 196 | HS  
GREENVILLE, S.C./WADE HAMPTON SCHOOL

### STEELE'S SEASON HIGHS

**POINTS**

2, vs. Presbyterian (Dec. 29, 2012)

**FIELD GOALS**

-

**FIELD GOAL ATTEMPTS**

1, vs. Presbyterian (Dec. 29, 2012)

**3-POINT FIELD GOALS**

-

**3-POINT FIELD GOAL ATTEMPTS**

-

**FREE THROWS**

2, vs. Presbyterian (Dec. 29, 2012)

**FREE THROW ATTEMPTS**

2, vs. Presbyterian (Dec. 29, 2012)

**REBOUNDS**

-

**ASSISTS**

-

**BLOCKS**

-

**STEALS**

1, vs. Presbyterian (Dec. 29, 2012)

**MINUTES PLAYED**

2, vs. Jacksonville (Dec. 7, 2012)

### 2012-13

Opponent	Date	GS	Min	FG-FGA	Pct	3FG-FGA	Pct	FT-FTA	Pct	Off	Def	Tot	Avg	PF	FO	A	Blk	Stl	Pts	Avg	
MILWAUKEE	11/11/12	-	-	-	-	-	-	-	-	-	-	-	-	-	-	-	-	-	-	-	-
MORGAN STATE	11/16/12	-	-	-	-	-	-	-	-	-	-	-	-	-	-	-	-	-	-	-	-
RIDER	11/19/12	-	-	-	-	-	-	-	-	-	-	-	-	-	-	-	-	-	-	-	-
ELON	11/21/12	-	-	-	-	-	-	-	-	-	-	-	-	-	-	-	-	-	-	-	-
vs. Missouri State	11/24/12	-	-	-	-	-	-	-	-	-	-	-	-	-	-	-	-	-	-	-	-
vs. UALR	11/25/12	-	-	-	-	-	-	-	-	-	-	-	-	-	-	-	-	-	-	-	-
at St. John's	11/29/12	-	-	-	-	-	-	-	-	-	-	-	-	-	-	-	-	-	-	-	-
CLEMSON	12/2/12	-	-	-	-	-	-	-	-	-	-	-	-	-	-	-	-	-	-	-	-
JACKSONVILLE	12/7/12	2	0-0	.000	0-0	.000	0-0	.000	0	1	1	1.0	1	0	0	1	0	0	0	0.0	
APPALACHIAN ST	12/19/12	-	-	-	-	-	-	-	-	-	-	-	-	-	-	-	-	-	-	-	-
vs. Manhattan	12/22/12	-	-	-	-	-	-	-	-	-	-	-	-	-	-	-	-	-	-	-	-
PRESBYTERIAN	12/29/12	2	0-1	.000	0-0	.000	2-2	1.000	0	0	0	0.0	0	0	0	0	1	2	1.0		
SC STATE	1/5/13	-	-	-	-	-	-	-	-	-	-	-	-	-	-	-	-	-	-	-	-
at Miss State	1/9/13	-	-	-	-	-	-	-	-	-	-	-	-	-	-	-	-	-	-	-	-
AUBURN	1/12/13	-	-	-	-	-	-	-	-	-	-	-	-	-	-	-	-	-	-	-	-
at LSU	1/16/13	-	-	-	-	-	-	-	-	-	-	-	-	-	-	-	-	-	-	-	-
VANDERBILT	1/19/13	-	-	-	-	-	-	-	-	-	-	-	-	-	-	-	-	-	-	-	-
at Missouri	1/22/13	-	-	-	-	-	-	-	-	-	-	-	-	-	-	-	-	-	-	-	-
ARKANSAS	1/26/13	-	-	-	-	-	-	-	-	-	-	-	-	-	-	-	-	-	-	-	-
at Florida	1/30/13	-	-	-	-	-	-	-	-	-	-	-	-	-	-	-	-	-	-	-	-
GEORGIA	2/2/13	-	-	-	-	-	-	-	-	-	-	-	-	-	-	-	-	-	-	-	-
at Kentucky	2/5/13	-	-	-	-	-	-	-	-	-	-	-	-	-	-	-	-	-	-	-	-
TENNESSEE	2/10/13	-	-	-	-	-	-	-	-	-	-	-	-	-	-	-	-	-	-	-	-
LSU	2/14/13	-	-	-	-	-	-	-	-	-	-	-	-	-	-	-	-	-	-	-	-
at Alabama	2/16/13	-	-	-	-	-	-	-	-	-	-	-	-	-	-	-	-	-	-	-	-
OLE MISS	2/20/13	-	-	-	-	-	-	-	-	-	-	-	-	-	-	-	-	-	-	-	-
at Georgia	2/23/13	-	-	-	-	-	-	-	-	-	-	-	-	-	-	-	-	-	-	-	-
MISSOURI	2/28/13	-	-	-	-	-	-	-	-	-	-	-	-	-	-	-	-	-	-	-	-
at Texas A&M	3/2/13	-	-	-	-	-	-	-	-	-	-	-	-	-	-	-	-	-	-	-	-
MISS STATE	3/6/13	-	-	-	-	-	-	-	-	-	-	-	-	-	-	-	-	-	-	-	-
at Vanderbilt	3/9/13	-	-	-	-	-	-	-	-	-	-	-	-	-	-	-	-	-	-	-	-

### SEASON NOTES

Returned to team for Clemson contest ... Posted two points on two made free throws vs. Presbyterian (Dec. 29) ...

### CAREER STATISTICS

Season	GP-GS	Min	Avg	FG	FGA	Pct	3FG	3FGA	Pct	FT	FTA	Pct	Off	Def	Tot	Avg	PF	FO	Ast	TO	Blk	Stl	Pts	Avg
2012-13	2-0	4	2.0	0	1	.000	0	0	.000	2	2	1.000	0	0	0	0.0	1	0	0	0	0	1	2	1.0

### CAREER SEC STATISTICS

Season	GP-GS	Min	Avg	FG	FGA	Pct	3FG	3FGA	Pct	FT	FTA	Pct	Off	Def	Tot	Avg	PF	FO	Ast	TO	Blk	Stl	Pts	Avg
2013																								



## THE LAST TIME...

### AN INDIVIDUAL PLAYER...

Scored 20 or more points:	South Carolina: Michael Carrera (23) at LSU, Jan. 16, 2013 in Baton Rouge, La. Opponent: Matthew Hezekiah (24), SC State, Jan. 5, 2013 in Columbia, S.C.
Scored 30 or more points:	South Carolina: Bruce Ellington, 31, at Furman, Dec. 22, 2010 in Greenville, S.C. Opponent: Deshaun Thomas, 30, Ohio State, Dec. 17, 2011 in Columbia, S.C.
Scored 35 or more points:	South Carolina: Devan Downey, 36 at Florida, Jan. 23, 2010 in Gainesville, Fla. Opponent: Joe Crawford (Kentucky), 35, March 5, 2008 in Columbia
Scored 40 or more points:	South Carolina: N/A thru 1992-93 season Opponent: Austin Carr (Notre Dame), 43, Dec. 30, 1969 in New Orleans, La.
Collected 20 or more rebounds:	South Carolina: Emmett Hall, 23 vs. College of Charleston, Dec. 22, 1993 in Columbia Opponent: Ekpe Udoh (Baylor), 20, Jan. 2, 2010 in Columbia
Collected 15 or more rebounds:	South Carolina: Lakeem Jackson, 15, vs. UALR, Nov. 25, 2012 in Puerto Vallarta, Mexico Opponent: Jared Sullinger (Ohio State), 19, Dec. 18, 2010 in Columbus, Ohio
Made 12 or more field goals:	South Carolina: Devan Downey, 12 vs. Georgia, Jan. 30, 2010 in Columbia Opponent: Matthew Hezekiah (12), SC State, Jan. 5, 2013 in Columbia, S.C.
Made 10 or more field goals:	South Carolina: Bruce Ellington, 11 vs. Furman, Dec. 22, 2010 in Greenville, S.C. Opponent: Deshaun Thomas, 13, Ohio State, Dec. 17, 2011 in Columbia, S.C.
Attempted 20 or more field goals:	South Carolina: Bruce Ellington (20) vs. Tennessee, Feb. 25, 2012, in Columbia, S.C. Opponent: Zach Graham (20), Ole Miss, Feb. 22, 2011 in Columbia
Attempted 25 or more field goals:	South Carolina: Devan Downey, 25, at Kentucky, Feb. 25, 2010 in Lexington, Ky. Opponent: Kemmy Burgess (Alaska-Anchorage), 26, Nov. 24, 2005 in Anchorage, AK
Dished 10 or more assists:	South Carolina: Devan Downey, 11, vs. LSU, March 13, 2008 in Atlanta, Ga. Opponent: 11, Dee Bost, Mississippi State, Feb. 29, 2012 in Columbia, S.C.
Swiped 5 or more steals:	South Carolina: Brenton Williams, 5, vs. Western Carolina, Nov. 11, 2011 in Columbia Opponent: 5, DeWayne Jackson, Morgan State, Nov. 16, 2012 in Columbia, S.C.
Blocked 5 or more shots:	South Carolina: Damontre Harris, 5, vs. Georgia, Feb. 15, 2012 in Columbia, S.C. Opponent: K.J. McDaniels (5), Clemson, Dec. 2, 2012 in Columbia, S.C.
Made 5 or more 3-point field goals:	South Carolina: Damien Leonard (5), vs. Auburn, Jan. 12, 2013 in Columbia, S.C. Opponent: Shane Richards (6), Manhattan, Dec. 22, 2012 in Brooklyn, N.Y.
Attempted 8 or more 3-point field goals:	South Carolina: Damien Leonard (8) vs. Auburn, Jan. 12, 2013 in Columbia, S.C. Opponent: Shane Richards (11), Manhattan, Dec. 22, 2012 in Brooklyn, N.Y.
Made 10 or more free throws:	South Carolina: Malik Cooke, 10, vs. Miss Valley State, Nov. 22, 2011 in Columbia, S.C. Opponent: Gerard Coleman (10), Providence, Dec. 1, 2011 in Columbia, S.C.
Attempted 15 or more free throws:	South Carolina: Mike Boynton (19) vs. Arkansas, March 11, 2004 in Atlanta, Ga. Opponent: Amu Saaka (Furman), 14, Dec. 22, 2010 in Greenville, S.C.
Played all 40 minutes of regulation:	South Carolina: Devan Downey, 40, vs. Tennessee, March 14, 2008 in Atlanta, Ga. Opponent: Frank Sullivan, Auburn, Jan. 12, 2013 in Columbia, S.C.
A player hit a last-second shot to win a game:	South Carolina: Bruce Ellington vs. Alabama (Jan. 25, 2012) in Columbia, S.C. Opponent: Brian Bryant, Mississippi State, Feb. 29, 2012 in Columbia, S.C.
A player had a double-double:	South Carolina: Michael Carrera (23 points, 10 rebounds) and Lakeem Jackson (11 points, 11 rebounds) at LSU, Jan. 16, 2013 in Baton Rouge, La. Opponent: Rob Chubb (16 points, 10 rebounds) Auburn, Jan. 12, 2013 in Columbia, S.C.
Two or more players had a double-double:	S. Carolina: Michael Carrera (23 points, 10 rebounds) and Lakeem Jackson (11 points, 11 rebounds) at LSU, Jan. 16, 2013 in Baton Rouge, La. Opponent: Renardo Sidney (12 points, 14 rebounds), Arnett Moultrie (15 points, 12 rebounds), Mississippi State, Feb. 29, 2012 in Columbia, S.C.
A player had a triple-double:	South Carolina: Sam Muldrow (16 points, 14 rebounds, 10 blocks) vs. Vanderbilt, Jan. 8, 2011 in Columbia *** Only second triple-double in South Carolina history (Chuck Eidson (25 points, 10 rebounds, 10 assists), vs. SC State, Nov. 29, 2002 in Columbia) Opponent: Daniel Hackett (Southern California - 22 points, 10 rebounds, 10 assists), Nov. 17, 2007 in Columbia
Scored 30 or more points in back-to-back games:	South Carolina: Devan Downey, 30 vs. Kentucky (Jan. 26, 2010) in Columbia 33 vs. Georgia (Jan. 30, 2010) in Columbia
Scored 25 or more points in back-to-back games:	South Carolina: Devan Downey, 33 vs. Georgia (Jan. 30, 2010) in Columbia 26 at Tennessee (Feb. 6, 2010) in Knoxville, Tenn.

### A TEAM...

Scored 100 or more points:	South Carolina: 103 vs. The Citadel (Nov. 12, 2007) in Columbia Opponent: 107, Vanderbilt (Feb. 17, 1996) in Nashville, Tenn.
Scored 50 points or less:	South Carolina: 48 at Vanderbilt, Feb. 22, 2012, in Nashville, Tenn. Opponent: 45, Wofford, Dec. 28, 2011 in Columbia, S.C.
Scored 50 points in a half:	South Carolina: 57 (1st half; Dec. 7, 2012) vs. Jacksonville, Dec. 7, 2012 in Columbia, S.C. Opponent: 51 (2nd half; Nov. 29, 2012) St. John's in Queens, N.Y.
Failed to score 25 points in a half:	South Carolina: 23 (1st half) vs. Elon, Nov. 21, 2012 in Columbia, S.C. Opponent: 24 (1st half), Presbyterian, Dec. 29, 2012 in Columbia, S.C.

<b>Collected 50 or more rebounds:</b>	South Carolina: 53 vs. WKU, Nov. 27, 2010 in Bowling Green, Ky. Opponent: 52, WKU, Nov. 27, 2010 in Bowling Green, Ky.
<b>Shot 60% or better from the field:</b>	South Carolina: 60.8% (31-51) at Western Carolina (Nov. 18, 2005) in Cullowhee, N.C. Opponent: 61.1% (33-54), Vanderbilt (Jan. 16, 2010) in Columbia
<b>Shot 50% or better from the field:</b>	South Carolina: 55.4% (31-56) vs. Jacksonville, Dec. 7, 2012 in Columbia, S.C. Opponent: 58.5% (24-41) Auburn, Jan. 12, 2013 in Columbia, S.C.
<b>Shot less than 30% from the field:</b>	South Carolina: 29.9% (20-67) vs. Ole Miss, March 10, 2011 in Atlanta, Ga. Opponent: 25.9% (15-58), USC Upstate (Nov. 23, 2010) in Columbia
<b>Shot 50% or better from 3-point range (at least 10 attempts):</b>	South Carolina: 62.5% (10-16) vs. Jacksonville, Dec. 7, 2012 Opponent 50.0% (7-14) St. John's, Nov. 29, 2012 in Queens, N.Y.
<b>Shot 20% or less from 3-point range (at least 10 attempts):</b>	South Carolina: 14.3% (2-14) at LSU, Jan. 16, 2013 in Baton Rouge, La. Opponent: 0-0% (0-7), SC State, Jan. 5, 2013 in Columbia, S.C.
<b>Dished 20 or more assists:</b>	South Carolina: 20, vs. Auburn, Jan. 12, 2013 in Columbia, S.C. Opponent: 22, vs. North Carolina, Nov. 25, 2011 in Las Vegas, Nevada
<b>Made 35 or more shots:</b>	South Carolina: 35 vs. Elon (Nov. 19, 2010) in Columbia Opponent: 35, Tennessee (March 5, 2009) in Columbia
<b>Attempted 80 or more shots:</b>	South Carolina: 83 vs. WKU (Nov. 27, 2010) in Bowling Green, Ky. Opponent: 83, LSU (Feb. 10, 1996) in Columbia
<b>Attempted 70 or more shots:</b>	South Carolina: 72, vs. Providence, Dec. 1, 2011 in Columbia Opponent: 79, WKU (Nov. 27, 2010) in Bowling Green, Ky.
<b>Made 10 or more 3-pointers:</b>	South Carolina: 10 vs. Jacksonville, Dec. 7, 2012 in Columbia, S.C. Opponent: 14, Milwaukee, Nov. 11, 2012 in Columbia, S.C.
<b>Did not make a 3-pointer:</b>	South Carolina: 0, vs. Milwaukee, Nov. 11, 2012 in Columbia, S.C. Opponent: 0, Miss. State, Jan. 9, 2013 in Starkville, Miss.
<b>Attempted 30 or more 3-pointers:</b>	South Carolina: 31 vs. Alabama, Jan. 25, 2012 in Columbia, S.C. Opponent: 33, Milwaukee, Nov. 11, 2012 in Columbia, S.C.
<b>Attempted 25 or more 3-pointers:</b>	South Carolina: 27 vs. Rider, Nov. 19, 2012 in Columbia, S.C. Opponent: 27, LSU, Jan. 16, 2013 in Baton Rouge, La.
<b>Made 30 or more free throws:</b>	South Carolina: 32 vs. Vanderbilt (Jan. 28, 2009) in Columbia Opponent: 31, Florida (Feb. 3, 2009) in Gainesville, Fla.
<b>Attempted 40 or more free throws:</b>	South Carolina: 44 vs. Georgia Southern (Nov. 16, 2009) in Columbia Opponent: 40, Florida (Feb. 3, 2009) in Gainesville, Fla.
<b>Swiped 15 or more steals:</b>	South Carolina: 15 vs. Vanderbilt (Jan. 16, 2010) in Columbia Opponent: 17, Indiana (Nov. 8, 1998) in Indianapolis, Ind.
<b>Blocked 12 or more shots:</b>	South Carolina: 12, vs. Vanderbilt, Jan. 8, 2011 in Columbia Opponent: 13, Syracuse (Jan. 21, 1999) in Syracuse, N.Y.
<b>Blocked 8 or more shots:</b>	South Carolina: 8, vs. Appalachian State, Dec. 19, 2012 in Columbia, S.C.. Opponent: 9, St. John's, Nov. 29, 2012 in Queens, N.Y.
<b>Won by 30 or more points:</b>	South Carolina: 35 vs. SC State (91-56), Jan. 4, 2011 in Columbia Opponent: 34, 86-52, Kentucky, Feb. 4, 2012, in Columbia, S.C.
<b>Won by 20 or more points:</b>	South Carolina: 28 vs. SC State, Jan. 3, 2012 in Columbia, S.C. Opponent: 24, St. John's, Nov. 29, 2012 in Queens, N.Y..
<b>Played a single overtime game:</b>	Win: 82-73 at LSU, Jan. 16, 2013 in Baton Rouge, La. Loss: 69-67, vs. Mississippi State, Feb. 29, 2012 in Columbia, S.C.
<b>Played a double overtime game:</b>	Win: 87-85 vs. WKU (Nov. 27, 2010) in Bowling Green, Ky. Loss: 98-88 vs. Louisville (Feb. 20, 1988) in Columbia
<b>South Carolina played a No. 1 Team in the country:</b>	Win: 68-62 vs. Kentucky (Jan. 26, 2010) in Columbia Loss: 86-52 loss vs. No. 1/1 Kentucky, Feb. 4, 2012, in Columbia, S.C.
<b>South Carolina played a top-5 opponent:</b>	Win: 68-62 vs. No. 1/1 Kentucky (Jan. 26, 2010) in Columbia Loss: 86-52 loss vs. No. 1/1 Kentucky, Feb. 4, 2012, in Columbia, S.C.
<b>South Carolina played a top-10 opponent:</b>	Win: 68-62 vs. No. 1/1 Kentucky (Jan. 26, 2010) in Columbia Loss: 86-52 loss vs. No. 1/1 Kentucky, Feb. 4, 2012, in Columbia, S.C.
<b>South Carolina played a top-25 opponent:</b>	Win: 83-75 (OT) win over No. 22/24 Vanderbilt, Jan. 8, 2011 in Columbia Loss: 86-52 loss vs. No. 1/1 Kentucky, Feb. 4, 2012, in Columbia, S.C.
<b>South Carolina defeated a ranked opponent:</b>	Home: 83-75 vs. No. 22/24 Vanderbilt (Jan. 8, 2011) in Columbia <u>Away: 77-73 at No. 13/19 Vanderbilt (March 6, 2010) in Nashville, Tenn.</u> SEC Home: 83-75 vs. No. 22/24 Vanderbilt (Jan. 8, 2011) in Columbia SEC Away: 77-73 at No. 13/19 Vanderbilt (March 6, 2010) in Nashville, Tenn. Non-conference away: 85-84 at No. 19/20 Baylor (Jan. 2, 2009) in Waco, Texas
<b>A South Carolina win opened up the season:</b>	Home: 82-75 (OT), vs. Milwaukee, Nov. 11, 2012, in Columbia, S.C. Away: 81-63 win at Western Carolina (Nov. 12, 2005) in Cullowhee, N.C. Neutral: 74-61 win vs. Chaminade (Nov. 19, 2001) in Maui, Hawaii (Maui Invite)
<b>South Carolina opened up SEC play:</b>	Home: 83-75 win vs. No. 22/24 Vanderbilt (Jan. 8, 2011) in Columbia Away: 56-54 loss at Miss. State (Jan. 9, 2013) in Starkville, Miss.



2012-13  
 South Carolina Combined Team Statistics (as of Jan 16, 2013)  
 All games

RECORD:	OVERALL	HOME	AWAY	NEUTRAL
ALL GAMES	11-5	7-3	1-2	3-0
CONFERENCE	1-2	0-1	1-1	0-0
NON-CONFERENCE	10-3	7-2	0-1	3-0

##	Player	gp-gs	min	avg	Total		3-Point		F-Throw		Rebounds			pf	dq	a	to	blk	stl	pts	avg				
					fg-fga	fg%	3fg-fga	3fg%	ft-fa	ft%	off	def	tot									avg			
01	WILLIAMS, Brenton	16-6	365	22.8	57-118	.483	24-58	.414	50-61	.820	4	21	25	1.6	24	0	20	26	4	14	188	11.8			
00	PAGE, LaShay	9-9	220	24.4	32-93	.344	14-45	.311	27-31	.871	4	26	30	3.3	16	0	8	14	1	3	105	11.7			
23	ELLINGTON, Bruce	7-3	205	29.3	28-67	.418	6-21	.286	13-22	.591	3	12	15	2.1	18	0	12	25	2	10	75	10.7			
24	CARRERA, Michael	11-6	213	19.4	35-72	.486	2-3	.667	42-51	.824	31	47	78	7.1	39	2	11	23	9	1	114	10.4			
30	JACKSON, Lakeem	16-16	509	31.8	74-119	.622	0-1	.000	10-34	.294	44	72	116	7.3	38	0	38	39	13	11	158	9.9			
02	RICHARDSON, Brian	16-5	329	20.6	45-114	.395	25-62	.403	20-26	.769	14	31	45	2.8	32	0	23	19	8	8	135	8.4			
25	KACINAS, Mindaugas	16-7	409	25.6	44-78	.564	3-15	.200	26-38	.684	39	44	83	5.2	42	1	15	32	14	5	117	7.3			
05	SMITH, Eric	16-16	457	28.6	33-94	.351	8-31	.258	23-36	.639	7	23	30	1.9	23	0	63	44	1	11	97	6.1			
33	SLAWSON, RJ	16-10	257	16.1	27-59	.458	2-7	.286	27-39	.692	33	31	64	4.0	55	2	11	18	9	9	83	5.2			
32	LEONARD, Damien	14-1	191	13.6	21-57	.368	13-35	.371	7-10	.700	11	22	33	2.4	14	0	8	17	1	4	62	4.4			
14	CHATKEVICIUS, L.	10-1	99	9.9	14-25	.560	1-2	.500	4-8	.500	12	13	25	2.5	15	0	8	14	1	0	33	3.3			
35	STEELE, Brian	2-0	4	2.0	0-1	.000	0-0	.000	2-2	1.000	0	1	1	0.5	1	0	0	1	0	1	2	1.0			
55	PHILLIPS, Shane	6-0	12	2.0	0-2	.000	0-2	.000	0-0	.000	0	0	0	0.0	1	0	1	1	0	0	0	0.0			
12	CONSTABLE, Austin	3-0	5	1.7	0-2	.000	0-1	.000	0-0	.000	1	0	1	0.3	0	0	0	1	0	0	0	0.0			
Team											31	33	64												5
Total.....		16	3275		410-901	.455	98-283	.346	251-358	.701	234	376	610	38.1	318	5	218	279	63	77	1169	73.1			
Opponents.....		16	3275		388-883	.439	85-268	.317	240-361	.665	178	297	475	29.7	331	-	203	234	73	144	1101	68.8			

TEAM STATISTICS	SC	OPP	Date	Opponent	Score	Att.
SCORING	1169	1101	& 11/11/12	UW-MILWAUKEE	Wot 82-75	7335
Points per game	73.1	68.8	11/16/12	MORGAN STATE	w 87-71	8019
Scoring margin	+4.3	-	& 11/19/12	RIDER	w 88-76	7157
FIELD GOALS-ATT	410-901	388-883	11/21/12	ELON	L 53-65	6754
Field goal pct	.455	.439	^ 11/24/12	vs Missouri State	Wot 74-67	303
3 POINT FG-ATT	98-283	85-268	^ 11/25/12	vs UALR	w 74-62	276
3-point FG pct	.346	.317	% 11/29/12	at St. John's	L 65-89	4902
3-pt FG made per game	6.1	5.3	12/2/12	CLEMSON	L 55-64	10684
FREE THROWS-ATT	251-358	240-361	12/7/12	JACKSONVILLE	w 91-74	6980
Free throw pct	.701	.665	12/19/12	APPALACHIAN STATE	w 74-69	8118
F-Throws made per game	15.7	15.0	12/22/12	vs Manhattan	w 63-57	0
REBOUNDS	610	475	12/29/12	PRESBYTERIAN	w 76-60	7344
Rebounds per game	38.1	29.7	1/5/13	SOUTH CAROLINA STATE	w 80-69	7394
Rebounding margin	+8.4	-	* 01-09-13	at Mississippi State	L 54-56	6034
ASSISTS	218	203	* 01-12-13	AUBURN	L 71-74	9117
Assists per game	13.6	12.7	* 01/16/13	at LSU	Wot 82-73	6654
TURNOVERS	279	234	* = Conference game			
Turnovers per game	17.4	14.6	& = Hoops For Hope Classic (Columbia, S.C.)			
Turnover margin	-2.8	-	^ = Hoops For Hope Classic (Puerto Vallarta, Mexico)			
Assist/turnover ratio	0.8	0.9	% = SEC/BIG EAST Challenge (Queens, N.Y.)			
STEALS	77	144				
Steals per game	4.8	9.0				
BLOCKS	63	73				
Blocks per game	3.9	4.6				
ATTENDANCE	78902	18169				
Home games-Avg/Game	10-7890	3-5863				
Neutral site-Avg/Game	-	3-193				

Score by Periods	1st	2nd	OT	Totals
South Carolina	562	562	45	1169
Opponents	513	566	22	1101



2012-13  
South Carolina Combined Team Statistics (as of Jan 16, 2013)  
Conference games

RECORD:	OVERALL	HOME	AWAY	NEUTRAL
ALL GAMES	1-2	0-1	1-1	0-0
CONFERENCE	1-2	0-1	1-1	0-0
NON-CONFERENCE	0-0	0-0	0-0	0-0

##	Player	gp-gs	min	avg	Total		3-Point		F-Throw		Rebounds				pf	dq	a	to	blk	stl	pts	avg
					fg-fga	fg%	3fg-fga	3fg%	ft-fta	ft%	off	def	tot	avg								
23	ELLINGTON, Bruce	3-3	97	32.3	15-34	.441	4-12	.333	2-5	.400	1	2	3	1.0	8	0	8	14	1	7	36	12.0
24	CARRERA, Michael	3-0	55	18.3	9-18	.500	0-1	.000	13-14	.929	9	11	20	6.7	12	1	5	5	2	0	31	10.3
30	JACKSON, Lakeem	3-3	92	30.7	11-15	.733	0-0	.000	3-8	.375	6	11	17	5.7	7	0	8	5	4	4	25	8.3
05	SMITH, Eric	3-3	102	34.0	8-18	.444	2-6	.333	5-9	.556	1	2	3	1.0	2	0	8	7	0	1	23	7.7
02	RICHARDSON, Brian	3-3	51	17.0	7-23	.304	5-13	.385	1-2	.500	4	5	9	3.0	5	0	2	2	1	3	20	6.7
33	SLAWSON, RJ	3-0	38	12.7	5-9	.556	1-2	.500	7-9	.778	6	8	14	4.7	10	0	1	3	0	0	18	6.0
01	WILLIAMS, Brenton	3-0	48	16.0	4-20	.200	1-9	.111	9-10	.900	0	2	2	0.7	3	0	2	6	0	2	18	6.0
32	LEONARD, Damien	3-0	47	15.7	6-12	.500	5-9	.556	0-1	.000	6	5	11	3.7	2	0	2	2	0	0	17	5.7
14	CHATKEVICIUS, L.	3-1	32	10.7	4-8	.500	0-1	.000	2-2	1.000	3	5	8	2.7	4	0	2	4	1	0	10	3.3
25	KACINAS, Mindaugas	3-2	63	21.0	3-9	.333	0-2	.000	3-4	.750	3	6	9	3.0	7	0	1	5	1	0	9	3.0
Team											2	7	9					1				
Total.....		3	625		72-166	.434	18-55	.327	45-64	.703	41	64	105	35.0	60	1	39	54	10	17	207	69.0
Opponents.....		3	625		69-154	.448	16-55	.291	49-69	.710	33	60	93	31.0	64	-	37	56	14	32	203	67.7

TEAM STATISTICS	SC	OPP	Date	Opponent	Score	Att.
SCORING	207	203	* 01-09-13	at Mississippi State	L 54-56	6034
Points per game	69.0	67.7	* 01-12-13	AUBURN	L 71-74	9117
Scoring margin	+1.3	-	* 01/16/13	at LSU	Wot 82-73	6654
FIELD GOALS-ATT	72-166	69-154	* = Conference game			
Field goal pct	.434	.448	& = Hoops For Hope Classic (Columbia, S.C.)			
3 POINT FG-ATT	18-55	16-55	^ = Hoops For Hope Classic (Puerto Vallarta, Mexico)			
3-point FG pct	.327	.291	% = SEC/BIG EAST Challenge (Queens, N.Y.)			
3-pt FG made per game	6.0	5.3				
FREE THROWS-ATT	45-64	49-69				
Free throw pct	.703	.710				
F-Throws made per game	15.0	16.3				
REBOUNDS	105	93				
Rebounds per game	35.0	31.0				
Rebounding margin	+4.0	-				
ASSISTS	39	37				
Assists per game	13.0	12.3				
TURNOVERS	54	56				
Turnovers per game	18.0	18.7				
Turnover margin	+0.7	-				
Assist/turnover ratio	0.7	0.7				
STEALS	17	32				
Steals per game	5.7	10.7				
BLOCKS	10	14				
Blocks per game	3.3	4.7				
ATTENDANCE	9117	12688				
Home games-Avg/Game	1-9117	2-6344				
Neutral site-Avg/Game	-	0-0				

Score by Periods	1st	2nd	OT	Totals
South Carolina	100	94	13	207
Opponents	97	102	4	203



2012-13  
 South Carolina Team Game-by-Game Comparison (as of Jan 18, 2013)  
 All games

Opponent	1st	2nd	Score	Mar	Total FG	FG Pct	3-Pointers	3FG Pct	Free Throws	FT Pct	Rebounds	Assist	T/Over	Block	Steal	Fouls
UW-MILWAUKEE	23/38	43/28	82-75	+7	28-63/26-67	.444/.388	0-11/14-33	.000/.424	26-31/9-19	.839/.474	45/33 +12	11/17	17/15	7/3	5/7	16/24
MORGAN STATE	45/41	42/30	87-71	+16	30-57/28-53	.526/.528	6-16/2-13	.375/.154	21-26/13-20	.808/.650	35/22 +13	10/13	20/20	2/4	5/11	20/20
RIDER	44/37	44/39	88-76	+12	32-60/27-53	.533/.509	13-27/6-14	.481/.429	11-14/16-21	.786/.762	33/23 +10	22/13	18/17	2/2	5/9	20/13
ELON	23/31	30/34	53-65	(12)	18-56/26-57	.321/.456	6-19/8-15	.316/.533	11-17/5-11	.647/.455	43/30 +13	10/13	22/14	5/6	7/12	16/19
Missouri State	28/33	30/25	74-67	+7	22-39/23-59	.564/.390	8-18/5-19	.444/.263	22-28/16-28	.786/.571	33/29 +4	13/7	25/13	5/0	2/10	24/24
UALR	39/22	35/40	74-62	+12	28-50/23-57	.560/.404	6-16/5-16	.375/.313	12-17/11-23	.706/.478	40/25 +15	14/14	21/12	5/3	9/11	20/18
St. John's	26/38	39/51	65-89	(24)	24-65/33-58	.369/.569	5-23/7-14	.217/.500	12-21/16-24	.571/.667	43/31 +12	10/19	12/7	1/9	2/8	17/18
CLEMSON	27/28	28/36	55-64	(9)	18-52/17-39	.346/.436	4-15/3-11	.267/.273	15-22/27-37	.682/.730	36/29 +7	10/8	19/13	4/8	3/10	28/25
JACKSONVILLE	57/30	34/44	91-74	+17	31-56/26-68	.554/.382	10-16/3-20	.625/.150	19-29/19-28	.655/.679	42/31 +11	20/11	17/7	6/8	3/7	25/22
APPALACHIAN STATE	37/35	37/34	74-69	+5	28-61/23-63	.459/.365	5-15/4-14	.333/.286	13-19/19-22	.684/.864	37/40 (3)	18/12	17/17	8/4	4/6	21/24
Manhattan	36/30	27/27	63-57	+6	20-49/18-45	.408/.400	6-20/8-24	.300/.333	17-25/13-24	.680/.542	42/23 +19	10/16	19/13	1/4	6/13	19/21
PRESBYTERIAN	40/24	36/36	76-60	+16	27-56/23-49	.482/.469	7-16/4-13	.438/.308	15-24/10-13	.625/.769	34/25 +9	15/10	9/15	4/4	5/5	14/18
SOUTH CAROLINA STATE	37/29	43/40	80-69	+11	32-71/26-61	.451/.426	4-16/0-7	.250/.000	12-21/17-22	.571/.773	42/41 +1	16/13	9/15	3/4	4/3	18/21
Mississippi State	26/26	28/30	54-56	(2)	20-51/19-49	.392/.388	8-21/0-10	.381/.000	6-11/18-25	.545/.720	38/29 +9	10/8	24/17	5/8	7/14	20/15
AUBURN	39/38	32/36	71-74	(3)	26-57/24-41	.456/.585	8-20/8-18	.400/.444	11-16/18-28	.688/.643	31/24 +7	20/14	15/17	3/3	4/9	24/23
LSU	35/33	34/36	82-73	+9	26-58/26-64	.448/.406	2-14/8-27	.143/.296	28-37/13-16	.757/.813	36/40 (4)	9/15	15/22	2/3	6/9	16/26

Note: Game totals are displayed in the format TEAM/OPPONENT for each category



2012-13  
 South Carolina Category Leaders (as of Jan 18, 2013)  
 All games

Points	G	Pts	Pts/G
WILLIAMS, Brenton	16	188	11.8
JACKSON, Lakeem	16	158	9.9
RICHARDSON, Brian	16	135	8.4
KACINAS, Mindaugas	16	117	7.3
CARRERA, Michael	11	114	10.4
PAGE, LaShay	9	105	11.7
SMITH, Eric	16	97	6.1
SLAWSON, RJ	16	83	5.2
ELLINGTON, Bruce	7	75	10.7
LEONARD, Damien	14	62	4.4
CHATKEVICIUS, L.	10	33	3.3
STEELE, Brian	2	2	1.0

FG Percentage	FG	Att	Pct
JACKSON, Lakeem	74	119	.622
KACINAS, Mindaugas	44	78	.564
CHATKEVICIUS, L.	14	25	.560
CARRERA, Michael	35	72	.486
WILLIAMS, Brenton	57	118	.483
SLAWSON, RJ	27	59	.458
ELLINGTON, Bruce	28	67	.418
RICHARDSON, Brian	45	114	.395
LEONARD, Damien	21	57	.368
SMITH, Eric	33	94	.351
PAGE, LaShay	32	93	.344
STEELE, Brian	0	1	.000
PHILLIPS, Shane	0	2	.000
CONSTABLE, Austin	0	2	.000

3-Point Percentage	3FG	Att	Pct
CARRERA, Michael	2	3	.667
CHATKEVICIUS, L.	1	2	.500
WILLIAMS, Brenton	24	58	.414
RICHARDSON, Brian	25	62	.403
LEONARD, Damien	13	35	.371
PAGE, LaShay	14	45	.311
SLAWSON, RJ	2	7	.286
ELLINGTON, Bruce	6	21	.286
SMITH, Eric	8	31	.258
KACINAS, Mindaugas	3	15	.200
CONSTABLE, Austin	0	1	.000
PHILLIPS, Shane	0	2	.000
JACKSON, Lakeem	0	1	.000

Free Throw Percent	FG	Att	Pct
STEELE, Brian	2	2	1.000
PAGE, LaShay	27	31	.871
CARRERA, Michael	42	51	.824
WILLIAMS, Brenton	50	61	.820
RICHARDSON, Brian	20	26	.769
LEONARD, Damien	7	10	.700
SLAWSON, RJ	27	39	.692
KACINAS, Mindaugas	26	38	.684
SMITH, Eric	23	36	.639
ELLINGTON, Bruce	13	22	.591
CHATKEVICIUS, L.	4	8	.500
JACKSON, Lakeem	10	34	.294

Scoring Average	G	Pts	Avg/G
WILLIAMS, Brenton	16	188	11.8
PAGE, LaShay	9	105	11.7
ELLINGTON, Bruce	7	75	10.7
CARRERA, Michael	11	114	10.4
JACKSON, Lakeem	16	158	9.9
RICHARDSON, Brian	16	135	8.4
KACINAS, Mindaugas	16	117	7.3
SMITH, Eric	16	97	6.1
SLAWSON, RJ	16	83	5.2
LEONARD, Damien	14	62	4.4
CHATKEVICIUS, L.	10	33	3.3
STEELE, Brian	2	2	1.0

Field Goal Attempts	G	Att	Att/G
JACKSON, Lakeem	16	119	7.4
WILLIAMS, Brenton	16	118	7.4
RICHARDSON, Brian	16	114	7.1
SMITH, Eric	16	94	5.9
PAGE, LaShay	9	93	10.3

Field Goals Made	G	Made	Made/G
JACKSON, Lakeem	16	74	4.6
WILLIAMS, Brenton	16	57	3.6
RICHARDSON, Brian	16	45	2.8
KACINAS, Mindaugas	16	44	2.8
CARRERA, Michael	11	35	3.2

3-Point FG Attempts	G	Att	Att/G
RICHARDSON, Brian	16	62	3.9
WILLIAMS, Brenton	16	58	3.6
PAGE, LaShay	9	45	5.0
LEONARD, Damien	14	35	2.5
SMITH, Eric	16	31	1.9

3-Point FG Made	G	Made	Made/G
RICHARDSON, Brian	16	25	1.6
WILLIAMS, Brenton	16	24	1.5
PAGE, LaShay	9	14	1.6
LEONARD, Damien	14	13	0.9
SMITH, Eric	16	8	0.5

Free Throw Attempts	G	Att	Att/G
WILLIAMS, Brenton	16	61	3.8
CARRERA, Michael	11	51	4.6
SLAWSON, RJ	16	39	2.4
KACINAS, Mindaugas	16	38	2.4
SMITH, Eric	16	36	2.3

Free Throws Made	G	Made	Made/G
WILLIAMS, Brenton	16	50	3.1
CARRERA, Michael	11	42	3.8
SLAWSON, RJ	16	27	1.7
PAGE, LaShay	9	27	3.0
KACINAS, Mindaugas	16	26	1.6



2012-13  
 South Carolina Category Leaders (as of Jan 18, 2013)  
 All games

Rebounds	G	Reb	Reb/G
JACKSON, Lakeem	16	116	7.3
KACINAS, Mindaugas	16	83	5.2
CARRERA, Michael	11	78	7.1
SLAWSON, RJ	16	64	4.0
RICHARDSON, Brian	16	45	2.8

Rebound Average	G	Reb	Avg/G
JACKSON, Lakeem	16	116	7.3
CARRERA, Michael	11	78	7.1
KACINAS, Mindaugas	16	83	5.2
SLAWSON, RJ	16	64	4.0
PAGE, LaShay	9	30	3.3

Offensive Rebounds	G	No.	Avg/G
JACKSON, Lakeem	16	44	2.8
KACINAS, Mindaugas	16	39	2.4
SLAWSON, RJ	16	33	2.1
CARRERA, Michael	11	31	2.8
RICHARDSON, Brian	16	14	0.9

Defensive Rebounds	G	No.	Avg/G
JACKSON, Lakeem	16	72	4.5
CARRERA, Michael	11	47	4.3
KACINAS, Mindaugas	16	44	2.8
RICHARDSON, Brian	16	31	1.9
SLAWSON, RJ	16	31	1.9

Fouls	G	No.	Per/G
SLAWSON, RJ	16	55	3.4
KACINAS, Mindaugas	16	42	2.6
CARRERA, Michael	11	39	3.5
JACKSON, Lakeem	16	38	2.4
RICHARDSON, Brian	16	32	2.0

Foulsouts	G	No.
SLAWSON, RJ	16	2
CARRERA, Michael	11	2
KACINAS, Mindaugas	16	1

Assists	G	No.	Ast/G
SMITH, Eric	16	63	3.9
JACKSON, Lakeem	16	38	2.4
RICHARDSON, Brian	16	23	1.4
WILLIAMS, Brenton	16	20	1.3
KACINAS, Mindaugas	16	15	0.9

Steals	G	No.	Stl/G
WILLIAMS, Brenton	16	14	0.9
JACKSON, Lakeem	16	11	0.7
SMITH, Eric	16	11	0.7
ELLINGTON, Bruce	7	10	1.4
SLAWSON, RJ	16	9	0.6

Blocked Shots	G	No.	Blk/G
KACINAS, Mindaugas	16	14	0.9
JACKSON, Lakeem	16	13	0.8
SLAWSON, RJ	16	9	0.6
CARRERA, Michael	11	9	0.8
RICHARDSON, Brian	16	8	0.5

Minutes	G	No.	Min/G
JACKSON, Lakeem	16	509	31.8
SMITH, Eric	16	457	28.6
KACINAS, Mindaugas	16	409	25.6
WILLIAMS, Brenton	16	365	22.8
RICHARDSON, Brian	16	329	20.6

Turnovers	G	No.	TO/G
SMITH, Eric	16	44	2.8
JACKSON, Lakeem	16	39	2.4
KACINAS, Mindaugas	16	32	2.0
WILLIAMS, Brenton	16	26	1.6
ELLINGTON, Bruce	7	25	3.6



2012-13  
South Carolina Team High/Low Analysis (as of Jan 18, 2013)  
All games

South Carolina - TEAM GAME HIGHS

POINTS	91	JACKSONVILLE (12/7/12)
	88	RIDER (11/19/12)
	87	MORGAN STATE (11/16/12)
	82	at LSU (01/16/13)
	82	UW-MILWAUKEE (11/11/12)
FIELD GOALS MADE	32	SOUTH CAROLINA STATE (1/5/13)
	32	RIDER (11/19/12)
FIELD GOAL ATTEMPTS	71	SOUTH CAROLINA STATE (1/5/13)
	65	at St. John's (11/29/12)
FIELD GOAL PERCENTAGE	.564 (22-39)	vs Missouri State (11/24/12)
	.560 (28-50)	vs UALR (11/25/12)
3 PT FIELD GOALS MADE	13	RIDER (11/19/12)
	10	JACKSONVILLE (12/7/12)
3 PT FG ATTEMPTS	27	RIDER (11/19/12)
	23	at St. John's (11/29/12)
3 PT FG PERCENTAGE	.625 (10-16)	JACKSONVILLE (12/7/12)
	.481 (13-27)	RIDER (11/19/12)
FREE THROWS MADE	28	at LSU (01/16/13)
	26	UW-MILWAUKEE (11/11/12)
FREE THROW ATTEMPTS	37	at LSU (01/16/13)
	31	UW-MILWAUKEE (11/11/12)
FREE THROW PERCENTAGE	.839 (26-31)	UW-MILWAUKEE (11/11/12)
	.808 (21-26)	MORGAN STATE (11/16/12)
REBOUNDS	45	UW-MILWAUKEE (11/11/12)
	43	at St. John's (11/29/12)
	43	ELON (11/21/12)
ASSISTS	22	RIDER (11/19/12)
	20	AUBURN (01-12-13)
	20	JACKSONVILLE (12/7/12)
STEALS	9	vs UALR (11/25/12)
	7	at Mississippi State (01-09-13)
	7	ELON (11/21/12)
BLOCKED SHOTS	8	APPALACHIAN STATE (12/19/12)
	7	UW-MILWAUKEE (11/11/12)
TURNOVERS	25	vs Missouri State (11/24/12)
	24	at Mississippi State (01-09-13)
FOULS	28	CLEMSON (12/2/12)
	25	JACKSONVILLE (12/7/12)





2012-13  
South Carolina High/Low Analysis (as of Jan 18, 2013)  
All games

Opponent - GAME HIGHS

POINTS	89	at St. John's (11/29/12)
	76	RIDER (11/19/12)
	75	UW-MILWAUKEE (11/11/12)
	74	AUBURN (01-12-13)
	74	JACKSONVILLE (12/7/12)
FIELD GOALS MADE	33	at St. John's (11/29/12)
	28	MORGAN STATE (11/16/12)
FIELD GOAL ATTEMPTS	68	JACKSONVILLE (12/7/12)
	67	UW-MILWAUKEE (11/11/12)
FIELD GOAL PERCENTAGE	.585 (24-41)	AUBURN (01-12-13)
	.569 (33-58)	at St. John's (11/29/12)
3 PT FIELD GOALS MADE	14	UW-MILWAUKEE (11/11/12)
	8	at LSU (01/16/13)
	8	AUBURN (01-12-13)
	8	vs Manhattan (12/22/12)
	8	ELON (11/21/12)
3 PT FG ATTEMPTS	33	UW-MILWAUKEE (11/11/12)
	27	at LSU (01/16/13)
3 PT FG PERCENTAGE	.533 (8-15)	ELON (11/21/12)
	.500 (7-14)	at St. John's (11/29/12)
FREE THROWS MADE	27	CLEMSON (12/2/12)
	19	APPALACHIAN STATE (12/19/12)
	19	JACKSONVILLE (12/7/12)
FREE THROW ATTEMPTS	37	CLEMSON (12/2/12)
	28	AUBURN (01-12-13)
	28	JACKSONVILLE (12/7/12)
	28	vs Missouri State (11/24/12)
FREE THROW PERCENTAGE	.864 (19-22)	APPALACHIAN STATE (12/19/12)
	.813 (13-16)	at LSU (01/16/13)
REBOUNDS	41	SOUTH CAROLINA STATE (1/5/13)
	40	at LSU (01/16/13)
	40	APPALACHIAN STATE (12/19/12)
ASSISTS	19	at St. John's (11/29/12)
	17	UW-MILWAUKEE (11/11/12)
STEALS	14	at Mississippi State (01-09-13)
	13	vs Manhattan (12/22/12)
BLOCKED SHOTS	9	at St. John's (11/29/12)
	8	at Mississippi State (01-09-13)
	8	JACKSONVILLE (12/7/12)
	8	CLEMSON (12/2/12)
TURNOVERS	22	at LSU (01/16/13)
	20	MORGAN STATE (11/16/12)
FOULS	26	at LSU (01/16/13)
	25	CLEMSON (12/2/12)



2012-13  
South Carolina High/Low Analysis (as of Jan 18, 2013)  
All games

South Carolina - GAME LOWS

POINTS	53	ELON (11/21/12)
	54	at Mississippi State (01-09-13)
	55	CLEMSON (12/2/12)
	63	vs Manhattan (12/22/12)
	65	at St. John's (11/29/12)
FIELD GOALS MADE	18	ELON (11/21/12)
	18	CLEMSON (12/2/12)
FIELD GOAL ATTEMPTS	39	vs Missouri State (11/24/12)
	49	vs Manhattan (12/22/12)
FIELD GOAL PERCENTAGE	.321 (18-56)	ELON (11/21/12)
	.346 (18-52)	CLEMSON (12/2/12)
3 PT FIELD GOALS MADE	0	UW-MILWAUKEE (11/11/12)
	2	at LSU (01/16/13)
3 PT FG ATTEMPTS	11	UW-MILWAUKEE (11/11/12)
	14	at LSU (01/16/13)
3 PT FG PERCENTAGE	.000 (0-11)	UW-MILWAUKEE (11/11/12)
	.143 (2-14)	at LSU (01/16/13)
FREE THROWS MADE	6	at Mississippi State (01-09-13)
	11	RIDER (11/19/12)
	11	ELON (11/21/12)
	11	AUBURN (01-12-13)
FREE THROW ATTEMPTS	11	at Mississippi State (01-09-13)
	14	RIDER (11/19/12)
FREE THROW PERCENTAGE	.545 (6-11)	at Mississippi State (01-09-13)
	.571 (12-21)	at St. John's (11/29/12)
	.571 (12-21)	SOUTH CAROLINA STATE (1/5/13)
REBOUNDS	31	AUBURN (01-12-13)
	33	RIDER (11/19/12)
	33	vs Missouri State (11/24/12)
ASSISTS	9	at LSU (01/16/13)
	10	MORGAN STATE (11/16/12)
	10	ELON (11/21/12)
	10	at St. John's (11/29/12)
	10	CLEMSON (12/2/12)
	10	vs Manhattan (12/22/12)
	10	at Mississippi State (01-09-13)
STEALS	2	vs Missouri State (11/24/12)
	2	at St. John's (11/29/12)
BLOCKED SHOTS	1	at St. John's (11/29/12)
	1	vs Manhattan (12/22/12)
TURNOVERS	9	PRESBYTERIAN (12/29/12)
	9	SOUTH CAROLINA STATE (1/5/13)
FOULS	14	PRESBYTERIAN (12/29/12)
	16	UW-MILWAUKEE (11/11/12)
	16	ELON (11/21/12)
	16	at LSU (01/16/13)



2012-13  
South Carolina High/Low Analysis (as of Jan 18, 2013)  
All games

Opponent - GAME LOWS

POINTS	56		at Mississippi State (01-09-13)
	57		vs Manhattan (12/22/12)
	60		PRESBYTERIAN (12/29/12)
	62		vs UALR (11/25/12)
	64		CLEMSON (12/2/12)
FIELD GOALS MADE	17		CLEMSON (12/2/12)
	18		vs Manhattan (12/22/12)
FIELD GOAL ATTEMPTS	39		CLEMSON (12/2/12)
	41		AUBURN (01-12-13)
FIELD GOAL PERCENTAGE	.365 (23-63)		APPALACHIAN STATE (12/19/12)
	.382 (26-68)		JACKSONVILLE (12/7/12)
3 PT FIELD GOALS MADE	0		SOUTH CAROLINA STATE (1/5/13)
	0		at Mississippi State (01-09-13)
3 PT FG ATTEMPTS	7		SOUTH CAROLINA STATE (1/5/13)
	10		at Mississippi State (01-09-13)
3 PT FG PERCENTAGE	.000 (0-7)		SOUTH CAROLINA STATE (1/5/13)
	.000 (0-10)		at Mississippi State (01-09-13)
FREE THROWS MADE	5		ELON (11/21/12)
	9		UW-MILWAUKEE (11/11/12)
FREE THROW ATTEMPTS	11		ELON (11/21/12)
	13		PRESBYTERIAN (12/29/12)
FREE THROW PERCENTAGE	.455 (5-11)		ELON (11/21/12)
	.474 (9-19)		UW-MILWAUKEE (11/11/12)
REBOUNDS	22		MORGAN STATE (11/16/12)
	23		RIDER (11/19/12)
	23		vs Manhattan (12/22/12)
ASSISTS	7		vs Missouri State (11/24/12)
	8		CLEMSON (12/2/12)
	8		at Mississippi State (01-09-13)
STEALS	3		SOUTH CAROLINA STATE (1/5/13)
	5		PRESBYTERIAN (12/29/12)
BLOCKED SHOTS	0		vs Missouri State (11/24/12)
	2		RIDER (11/19/12)
TURNOVERS	7		at St. John's (11/29/12)
	7		JACKSONVILLE (12/7/12)
FOULS	13		RIDER (11/19/12)
	15		at Mississippi State (01-09-13)



2012-13  
South Carolina Player High/Low Analysis (as of Jan 18, 2013)  
All games

South Carolina - I N D I V I D U A L G A M E H I G H S

Points	23		CARRERA, Michael at LSU (01/16/13)
	22		PAGE, LaShay vs Missouri State (11/24/12)
	22		WILLIAMS, Brenton vs Rider (11/19/12)
	20		RICHARDSON, Brian at Mississippi State (01-09-13)
	20		PAGE, LaShay vs Morgan State (11/16/12)
Field Goals Made	8		ELLINGTON, Bruce vs Auburn (01-12-13)
	8		JACKSON, Lakeem vs South Carolina State (1/5/13)
	8		JACKSON, Lakeem vs Appalachian State (12/19/12)
	8		KACINAS, Mindaugas vs Rider (11/19/12)
Field Goal Att.	19		RICHARDSON, Brian at Mississippi State (01-09-13)
	18		PAGE, LaShay vs UW-Milwaukee (11/11/12)
FG Pct (min 5 made)	1.000	(7-7)	WILLIAMS, Brenton vs UALR (11/25/12)
	.875	(7-8)	JACKSON, Lakeem vs Rider (11/19/12)
3-Point FG Made	5		LEONARD, Damien vs Auburn (01-12-13)
	5		RICHARDSON, Brian at Mississippi State (01-09-13)
	5		WILLIAMS, Brenton vs Rider (11/19/12)
3-Point FG Att.	11		RICHARDSON, Brian at Mississippi State (01-09-13)
	8		LEONARD, Damien vs Auburn (01-12-13)
	8		WILLIAMS, Brenton vs Manhattan (12/22/12)
	8		WILLIAMS, Brenton vs Rider (11/19/12)
3-Pt FG Pct (min 2 made)	1.000	(4-4)	RICHARDSON, Brian vs Jacksonville (12/7/12)
	1.000	(2-2)	ELLINGTON, Bruce vs Appalachian State (12/19/12)
	1.000	(2-2)	WILLIAMS, Brenton vs Appalachian State (12/19/12)
Free Throws Made	9		CARRERA, Michael at LSU (01/16/13)
	9		WILLIAMS, Brenton at LSU (01/16/13)
Free Throw Att.	10		CARRERA, Michael at LSU (01/16/13)
	10		WILLIAMS, Brenton at LSU (01/16/13)
	10		ELLINGTON, Bruce vs Jacksonville (12/7/12)
FT Pct (min 3 made)	1.000	(8-8)	WILLIAMS, Brenton vs UW-Milwaukee (11/11/12)
	1.000	(6-6)	PAGE, LaShay vs Morgan State (11/16/12)
	1.000	(5-5)	PAGE, LaShay vs Appalachian State (12/19/12)
	1.000	(5-5)	CARRERA, Michael vs UW-Milwaukee (11/11/12)
	1.000	(4-4)	CARRERA, Michael vs Auburn (01-12-13)
	1.000	(4-4)	WILLIAMS, Brenton vs Clemson (12/2/12)
	1.000	(3-3)	KACINAS, Mindaugas vs Clemson (12/2/12)
	1.000	(3-3)	PAGE, LaShay vs UALR (11/25/12)
	1.000	(3-3)	WILLIAMS, Brenton vs Rider (11/19/12)
	1.000	(3-3)	RICHARDSON, Brian vs Rider (11/19/12)
	1.000	(3-3)	WILLIAMS, Brenton vs Morgan State (11/16/12)
Rebounds	15		JACKSON, Lakeem vs UALR (11/25/12)
	15		CARRERA, Michael vs UW-Milwaukee (11/11/12)
Assists	9		SMITH, Eric vs Appalachian State (12/19/12)
	7		SMITH, Eric vs South Carolina State (1/5/13)
	7		SMITH, Eric vs Jacksonville (12/7/12)
Steals	3		ELLINGTON, Bruce at LSU (01/16/13)
	3		SMITH, Eric vs UALR (11/25/12)
Blocked Shots	4		JACKSON, Lakeem at Mississippi State (01-09-13)
	3		SLAWSON, RJ vs Presbyterian (12/29/12)
	3		KACINAS, Mindaugas vs Appalachian State (12/19/12)
	3		CARRERA, Michael vs UW-Milwaukee (11/11/12)
Turnovers	9		ELLINGTON, Bruce at Mississippi State (01-09-13)
	7		SMITH, Eric vs Manhattan (12/22/12)
Fouls	5		CARRERA, Michael vs Auburn (01-12-13)

5	CARRERA, Michael vs Clemson (12/2/12)
5	KACINAS, Mindaugas vs Clemson (12/2/12)
5	SLAWSON, RJ vs UALR (11/25/12)
5	SLAWSON, RJ vs Morgan State (11/16/12)



2012-13  
South Carolina Opponent High/Low Analysis (as of Jan 18, 2013)  
All games

OPPONENT INDIVIDUAL GAME HIGHS

Points	28		AARON, Jordan vs UW-Milwaukee (11/11/12)
	26		HARRISON, D'Angelo at St. John's (11/29/12)
	26		Lindsey, Nurideen vs Rider (11/19/12)
	24		HEZEKIAH,Matthew vs South Carolina State (1/5/13)
	20		BLACK,Justin vs Morgan State (11/16/12)
Field Goals Made	12		HEZEKIAH,Matthew vs South Carolina State (1/5/13)
	9		Lindsey, Nurideen vs Rider (11/19/12)
	9		BLACK,Justin vs Morgan State (11/16/12)
	9		AARON, Jordan vs UW-Milwaukee (11/11/12)
Field Goal Att.	24		AARON, Jordan vs UW-Milwaukee (11/11/12)
	18		HEZEKIAH,Matthew vs South Carolina State (1/5/13)
FG Pct (min 5 made)	1.000	(6-6)	Greene Jr, Brian vs Auburn (01-12-13)
	.875	(7-8)	GARRETT, Amir at St. John's (11/29/12)
3-Point FG Made	7		AARON, Jordan vs UW-Milwaukee (11/11/12)
	6		Richards, Shane vs Manhattan (12/22/12)
3-Point FG Att.	14		AARON, Jordan vs UW-Milwaukee (11/11/12)
	11		HICKEY, Anthony at LSU (01/16/13)
	11		Richards, Shane vs Manhattan (12/22/12)
3-Pt FG Pct (min 2 made)	1.000	(2-2)	Greene Jr, Brian vs Auburn (01-12-13)
	1.000	(2-2)	GREENE IV, Phil at St. John's (11/29/12)
	1.000	(2-2)	HAARSMA, James vs UW-Milwaukee (11/11/12)
Free Throws Made	9		Hall, Rod vs Clemson (12/2/12)
	8		Chubb,Rob vs Auburn (01-12-13)
	8		Roquez Johnson at Mississippi State (01-09-13)
	8		ADAMS,Adama vs South Carolina State (1/5/13)
	8		Kates, Donovan vs Manhattan (12/22/12)
Free Throw Att.	12		Hall, Rod vs Clemson (12/2/12)
	10		Roquez Johnson at Mississippi State (01-09-13)
	10		Brown, Rhamel vs Manhattan (12/22/12)
	10		Kates, Donovan vs Manhattan (12/22/12)
	10		Filer, Adonis vs Clemson (12/2/12)
FT Pct (min 3 made)	1.000	(8-8)	ADAMS,Adama vs South Carolina State (1/5/13)
	1.000	(7-7)	HUBBARD,Anthony vs Morgan State (11/16/12)
	1.000	(6-6)	CANTY, Jay vs Appalachian State (12/19/12)
	1.000	(4-4)	CARMOUCHE, Charles at LSU (01/16/13)
	1.000	(4-4)	FLEMING, Kordario vs Jacksonville (12/7/12)
	1.000	(4-4)	Marcus Marshall vs Missouri State (11/24/12)
	1.000	(3-3)	TRICE, Jamaal vs Appalachian State (12/19/12)
	1.000	(3-3)	BASKIN, Tevin vs Appalachian State (12/19/12)
	1.000	(3-3)	HAYWOOD, Jarvis vs Jacksonville (12/7/12)
	1.000	(3-3)	Neighbour, Will vs UALR (11/25/12)
Rebounds	14		HEZEKIAH,Matthew vs South Carolina State (1/5/13)
	11		GARRETT, Amir at St. John's (11/29/12)
Assists	7		Wallace,Josh vs Auburn (01-12-13)
	7		NEAL, Mike vs Appalachian State (12/19/12)
Steals	5		Fred Thomas at Mississippi State (01-09-13)
	5		JACKSON,DeWayne vs Morgan State (11/16/12)
Blocked Shots	5		McDaniels, K.J. vs Clemson (12/2/12)
	4		Colin Borchert at Mississippi State (01-09-13)
	4		BASKIN, Tevin vs Appalachian State (12/19/12)
Turnovers	8		JACKSON,DeWayne vs Morgan State (11/16/12)
	7		Craig Sword at Mississippi State (01-09-13)
Fouls	5		O'BRYANT,III, Johnny at LSU (01/16/13)

5	Johnson, Noel vs Auburn (01-12-13)
5	DOWNING, Jordan vs Presbyterian (12/29/12)
5	Brown, Rhamel vs Manhattan (12/22/12)
5	BASKIN, Tevin vs Appalachian State (12/19/12)
5	Harrison, Damarcus vs Clemson (12/2/12)
5	WINTERS, Ryan vs Elon (11/21/12)
5	HUBBARD, Anthony vs Morgan State (11/16/12)
5	AARON, Jordan vs UW-Milwaukee (11/11/12)