

# SOUTH CAROLINA

## 2016-17 Women's Basketball



Assoc. Media Relations Director: Diana Koval | Office: 803.777.7977 | Cell: 314.369.6050 | Email: dkoval@mailbox.sc.edu | Twitter: @DianaKovalSID  
 Website: www.GamecocksOnline.com | Twitter: @GamecockWBB | Instagram: @GamecockWBB | Facebook: @GamecockWBB | Snapchat: @GamecockWBB



## 2017 NCAA Tournament

Stockton Regional • March 25/27 • Stockton, Calif. • Stockton Arena (12,000)  
 Florida State • Oregon State • Quinnipiac



### Schedule/Results

Nov. 14	at #7/6 Ohio St. (BTN+)	W, 92-80
<i>Basketball Hall of Fame Women's Challenge</i>		
Nov. 20	Hampton (SECN+)	W, 92-38
Nov. 21	Maine (SECN+)	W, 79-42
Nov. 22	Saint Peter's (SECN+)	W, 93-38
Nov. 27	vs. #4/4 Louisville (ESPN2)	W, 83-59
<i>SEC/Big 12 Challenge</i>		
Dec. 1	at #14/15 Texas (ESPN2)	W, 76-67
Dec. 4	at Duke	L, 63-74
Dec. 11	Minnesota (SECN)	W, 98-58
Dec. 15	Clemson (SECN)	W, 83-61
Dec. 18	#9/9 UCLA (ESPN2)	W, 66-57
Dec. 21	at Savannah State	W, 70-30
Jan. 1	Alabama* (ESPN2)	W, 93-45
Jan. 5	at Auburn* (SECN+)	W, 73-47
Jan. 8	at Florida* (ESPNU)	W, 81-62
Jan. 12	Georgia* (SECN)	W, 66-63
Jan. 15	at LSU* (SECN+)	W, 84-61
Jan. 19	Ole Miss* (SECN)	W, 65-46
Jan. 23	#4/4 Mississippi St.* (ESPN2)	W, 64-61
Jan. 26	at Georgia* (SECN)	W, 62-44
Jan. 30	Tennessee* (ESPN2)	L, 74-76
Feb. 2	at #25/-Kentucky* (SECN)	W, 75-63
Feb. 5	at Arkansas* (ESPN2)	W, 79-49
Feb. 9	Auburn* (SECN+)	W, 60-41
Feb. 13	at #1/1 UConn (ESPN2)	L, 55-66
Feb. 16	Vanderbilt* (SECN)	W, 82-51
Feb. 19	at Missouri* (ESPN2)	L, 60-62
Feb. 23	at Texas A&M* (SECN)	W, 80-64
Feb. 26	#22/-Kentucky* (ESPNU)	W, 95-87
<i>SEC Tournament (Greenville, S.C.)</i>		
Mar. 3	Georgia (SECN)	W, 72-48
Mar. 4	#20/24 Kentucky (ESPNU)	W, 89-77
Mar. 5	#6/7 Mississippi State (ESPN2)	W, 59-49
<i>NCAA Tournament (Columbia, S.C.)</i>		
Mar. 17	UNC Asheville (ESPN2)	W, 90-40
Mar. 19	Arizona State (ESPN)	W, 71-68
<i>NCAA Tournament (Stockton, Calif.)</i>		
Mar. 25	Quinnipiac (ESPN)	4 p.m.

All Times Listed as Eastern and are subject to change  
 \* indicates SEC Game

### Season Theme - 100

South Carolina head coach Dawn Staley selects a theme for the team and its fans to rally around each season. The "100" this season plays off the meaning of being 100 in terms of commitment to the team and realizing its goals, but each numeral in 100 also represents an evolving principle of the team and season. The "1" reflects one goal, one dream, one team, one family and one focus. The first "0" stands for no boundaries and no complaints. The second "0" represents zero excuses, zero selfishness and zero tolerance.

### South Carolina Gamecocks

#### 29-4, 14-2 SEC



**Ranking:** 3/4 (AP/Coaches)  
**Head Coach:** Dawn Staley  
**Record at SC:** 217-80 (9th)  
**Career Rec.:** 389-160 (17th)  
**Top Scorer:** A'ja Wilson (17.7)  
**Top Reb.:** Alaina Coates (10.7)

### Game Information

**Tickets:** \$45.50 Booklets; \$28 Single Session

**Watch:** ESPN (Dave Pasch, play-by-play; LaChina Robinson, analyst; Molly McGrath, sideline)  
**Radio:** 107.5 The Game (Brad Muller)

**Live Stats:** NCAA.com

### NCAA Tournament History

**Appearances** ..... 14 (1982, 1986, 1988, 1989, 1990, 1991, 2002, 2003, 2012, 2013, 2014, 2015, 2016, 2017)  
**Staley Era** .. 6 (2012, 2013, 2014, 2015, 2016, 2017)  
**Overall Record** ..... 21-13  
**Staley Era** ..... 13-5

**Sweet 16 Appearances** ..... 8 (1982, 1990, 2002, 2012, 2014, 2015, 2016, 2017)  
**Staley Era** ..... 5 (2012, 2014, 2015, 2016, 2017)  
**Elite Eight Appearances** ..... 2 (2002, 2015)  
**Staley Era** ..... 1 (2015)  
**Final Four Appearances** ..... 1 (2015)












### South Carolina Notables

- The Gamecocks are playing in their fourth-straight NCAA Sweet 16 and fifth in the last six seasons. This is the third of those appearances that has involved a trip to California – 2012 Fresno Region, 2014 Stanford Region.
- Columbia, South Carolina, has become a hotbed for college basketball this season as South Carolina is one of four schools to have both its men's and women's teams in the Sweet 16 this season – Baylor, Oregon and UCLA. The Gamecocks are the only school in the nation to have both its men's and women's teams draw more than 10,000 fans per game this season.
- Head coach Dawn Staley has led the Gamecocks into the most successful era in program history with four straight SEC regular-season championships and three consecutive SEC Tournament titles. South Carolina boasts the last four SEC Player of the Year selections, including current two-time reigning winner A'ja Wilson. Nationally, a Gamecock has been a national player of the year finalist for the last three seasons as Wilson continues to rank among that group this season as one of four Naismith Trophy finalists.
- While expectations were high for South Carolina right out of the gate this season, the Gamecocks returned just two starters – Alaina Coates and A'ja Wilson – and one other regular contributor – Bianca Cuevas-Moore – as they faced the seventh-toughest regular-season schedule in the nation.
- As she has done every time she has been called upon, national player of the year candidate A'ja Wilson continues to elevate her game in the postseason, despite being the centerpiece of every opponent's scouting report. Her 19.6 points per game in the last five games includes 8.0 points per fourth quarter of the Gamecocks' three tightest contests – against Kentucky and Mississippi State in the SEC Tournament semifinals and final, respectively, and against Arizona State in the second round of the NCAA Tournament. Her 8.0 rebounds per postseason game feature 4.7 per fourth quarter of those contests as well.
- Junior transfers Kaela Davis and Allisha Gray have capably filled the holes left by the departures of a critical senior class in the program's development last season. Gray has been the steady double-figure scorer – 25 of 33 games – who has the ability to contribute in whatever way the team needs. Davis has been the explosive, game-changing scorer who opened the season scoring 37 points at #7/6 Ohio State and has been outstanding in the postseason – 15.0 points per game on 44.3 percent shooting.
- Down the stretch, South Carolina has relied heavily on a pair of freshmen in point guard Tyasha Harris and forward Mikiah Herbert Harrigan, both of whom have hit their stride in postseason action with Harris averaging 4.4 assists per game and Herbert Harrigan averaging 9.4 points in her added playing time in the absence of Alaina Coates.
- Another unsung hero in the South Carolina postseason is sophomore Doniyah Clincy who has played 21.8 points per postseason game and provided some key defensive plays and, offensively, delivered timely points or the key pass in a momentum-changing run.

### A Look Inside

Game Notes	1-15
Records Update	16-18
Season Statistics	19-26
Season Box Scores	27-36
Team Profiles	37-54
NCAA Tournament History	55-58
News Clippings	59-88

# 2016-17 South Carolina Media Roster

0		<b>Victoria Patrick</b> 5-8 • Fr. • Guard • Orlando, Fla.	<b>PPG</b> 1.3 <b>RPG</b> 0.5 <b>APG</b> 0.2 <b>FG%</b> .265 <b>FT%</b> .333	<b>LAST GAME:</b> 3 pts, 1 reb vs. UNCA <b>NOTABLE:</b> Solid shooting guard ... averages 6.4 minutes in 22 games played ... No. 25 guard in Class of 2016 ... helped Edgewater HS to state championship in 2014 ... led team with 15.4 ppg as a senior.	<b>Career Highs</b> <b>Pts:</b> 4, 2x, at Sav. St., 12/21/16 <b>Reb:</b> 2, 4x, vs. Vandy, 2/16/17 <b>Ast:</b> 2 at Savannah St., 12/21/16 <b>Stl:</b> 2 vs. Saint Peter's, 11/22/16
	1		<b>Bianca Cuevas-Moore</b> 5-6 • Jr. • Guard • Bronx, N.Y. <i>kwub-VAHS</i>	<b>PPG</b> 8.7 <b>RPG</b> 1.9 <b>APG</b> 1.9 <b>FG%</b> .396 <b>FT%</b> .785	<b>LAST GM:</b> 7 pts, 2 rebs, 4 stls vs. Arizona St. <b>NOTABLE:</b> Speedy, crafty guard ... 4 games of ≥4 assists, 11 games of ≥10 points ... in SEC play, 9.5 ppg, .415 FG%, .413 3FG% ... in postseason – 10.0 ppg, 2.6 apg, 2.4 spg, 43.2% FG
3			<b>Kaela Davis</b> 6-2 • Jr. • Guard • Suwanee, Ga. <i>KAY-luh</i>	<b>PPG</b> 12.1 <b>RPG</b> 3.8 <b>APG</b> 2.3 <b>FG%</b> .364 <b>FT%</b> .795	<b>LAST GM:</b> 20 pts, 4 assts, 2 stls vs. Arizona St. <b>NOTABLE:</b> Tall, athletic, versatile ... 26th SEC in ppg ... 19 gms of ≥10 pts, 14 gms of ≥3 assists, 9 gms of ≥5 rebs ... in postseason – 15.0 ppg, 44.3% FG ... CoSIDA Academic All-District ... 2x All-ACC at Ga. Tech.
	4		<b>Doniyah Cliney</b> 6-0 • So. • Guard • Newark, N.J. <i>dawn-YAY CLY-nee</i>	<b>PPG</b> 2.7 <b>RPG</b> 2.8 <b>APG</b> 1.2 <b>FG%</b> .408 <b>FT%</b> .581	<b>LAST GM:</b> 4 pts, 2 blks, 2 stls vs. Arizona St. <b>NOTABLE:</b> Athletic guard with good size ... great development throughout season, especially on defense ... ≥5 rebs 7 times, ≥20 minutes played in 14 games ... in postseason – 4.6 ppg, 57.1% FG, 2.0 apg, 21.8 mpg.
10			<b>Alisha Gray</b> 6-0 • Jr. • Guard • Sandersville, Ga. <i>uh-LEE-shub</i>	<b>PPG</b> 12.8 <b>RPG</b> 4.7 <b>APG</b> 2.6 <b>FG%</b> .507 <b>FT%</b> .720	<b>LAST GM:</b> 11 pts, 8 rebs, 2 assts vs. Arizona St. <b>NOTABLE:</b> Steady contributor in every area ... scored ≥10 pts 25 times, ≥4 assists 9 times, ≥5 rebs 14 times ... 23rd in SEC in scoring ... knack for delivering plays at right moment on both sides of the ball.
	12		<b>Araion Bradshaw</b> 5-6 • Fr. • Guard • Boston, Mass. <i>R-ee-on</i>	<b>PPG</b> 1.0 <b>RPG</b> 0.7 <b>APG</b> 0.6 <b>FG%</b> .263 <b>FT%</b> .700	<b>LAST GAME:</b> 1 pt, 1 asst, 1 stl vs. UNCA <b>NOTABLE:</b> Scrappy guard ... has played in 22 games, including ≥10 mins 6 times ... great spark off bench at Georgia ... backed No. 10 guard in 2016 class ... helped HS to back-to-back appearances in state finals.
15			<b>Tiffany Davis</b> 5-7 • Sr. • Guard • Houston, Texas	<b>PPG</b> 0.9 <b>RPG</b> 0.9 <b>APG</b> 0.4 <b>FG%</b> .182 <b>FT%</b> .714	<b>LAST GAME:</b> 2 pts, 2 rebs, 3 assts vs. UNCA <b>NOTABLE:</b> Team captain ... has played just two full seasons due to injuries ... this season, played in 17 of the 21 games she was available ... averaging 6.9 minutes ... drew start on Senior Day vs. Kentucky.
	21		<b>Mikiah Herbert Harrigan</b> 6-2 • Fr. • For. • Pembroke Pines, Fla. <i>muh-KEE-uh</i>	<b>PPG</b> 5.2 <b>RPG</b> 3.4 <b>BPG</b> 1.1 <b>FG%</b> .472 <b>FT%</b> .706	<b>LAST GM:</b> 5 pts, 2 rebs, 1 stls vs. Arizona St. <b>NOTABLE:</b> Versatile forward with skill on both ends of court ... 11th in SEC in blocks per game ... ≥10 pts 6 times, ≥5 rebs 9 times, ≥3 blks 3 times ... in postseason – 9.4 ppg, 3.8 rpg, 68.0% FG, 22.8 mpg
22			<b>A'ja Wilson</b> 6-5 • Jr. • Forward • Hopkins, S.C. <i>A-zhub</i>	<b>PPG</b> 17.7 <b>RPG</b> 7.6 <b>BPG</b> 2.5 <b>FG%</b> .585 <b>FT%</b> .734	<b>LAST GM:</b> 21 pts, 11 rebs, 2 blks vs. Ariz. St. <b>NOTABLE:</b> Team captain ... 2nd in SEC in ppg, 1st in blks/gm, 3rd in FG%, 9th in rpg ... career-high 12 20-point games, 9 double-doubles ... 2x SEC Player of the Year ... rated #1 in nation by espnW.
	41		<b>Alaina Coates</b> 6-4 • Sr. • Center • Irmo, S.C. <i>uh-LAY-nub COATS</i>	<b>PPG</b> 12.9 <b>RPG</b> 10.7 <b>BPG</b> 1.4 <b>FG%</b> .670 <b>FT%</b> .651	<b>LAST GM:</b> 1 pt, 1 reb, 4 mins vs. Kentucky <b>NOTABLE:</b> Dominant inside ... good passer ... team captain ... nationally, 4th in FG %age, 7th in rpg, 17th in dbl-dbls (15) ... leads SEC in rpg overall and in league play (11.1) ... 1st-team All-SEC ... rated #9 in nation by espnW.
52			<b>Tyasha Harris</b> 5-10 • Fr. • Guard • Noblesville, Ind. <i>ty-A-shub</i>	<b>PPG</b> 5.3 <b>RPG</b> 1.7 <b>APG</b> 3.3 <b>FG%</b> .418 <b>FT%</b> .649	<b>LAST GM:</b> 3 pts, 3 assts vs. Arizona St. <b>NOTABLE:</b> Poised, quick, decisive PG, good defender ... ≥10 pts 4 times, ≥5 assts 11 times ... 14th in SEC with 3.3 assists per game, 5th in A:TO (2.1) – 6th among freshmen nationally ... SEC All-Freshman Team.

**Starter** **Reserve**

Based on most recent game

## Five Second Count

South Carolina is one of three programs in the nation to appear in every AP top 10 since the start of the 2014-15 season. The Gamecocks have played in five of the last six NCAA Sweet 16s, including the 2015 Final Four. In the SEC, South Carolina is now just the second program in league history to win four-straight, regular-season championships and has claimed the last three SEC Tournaments, also just the second program to achieve that mark. In the last four seasons, the Gamecocks are 125-14 (.899) overall and 59-5 (.922) in SEC action

## Quick Facts

### The University

**Location:** Columbia, S.C.

**Founded:** 1801

**Enrollment:** 33,724

**Colors:** Garnet (PMS 202C) and Black

**Nickname:** Gamecocks

**Conference:** Southeastern

**President:** Dr. Harris Pastides

**Athletics Director:** Ray Tanner

**Facility:** Colonial Life Arena (18,000)

### Coaching Staff

**Head Coach:** Dawn Staley

**Alma Mater:** Virginia, 1992

**Overall Record:** 389-160 (17th season)

**School Record:** 217-80 (9th season)

**Assoc. Head Coach (Alma Mater):**

Lisa Boyer (Ithaca, 1979)

**Assistant Coaches (Alma Mater):**

Nikki McCray-Penson (Tennessee, 1995)

Fred Chmiel (Excelsior, 2001)

### Team Information

**2015-16 Record:** 33-2

Home: 16-1 Away: 11-0 Neutral: 6-1

**SEC Record (Finish):** 16-0 (1st)

Home: 8-0 Away: 8-0

**Letterwinners Returning/Lost:** 5/7

**Starters Returning/Lost:** 2/3

### Program History

**First Year of Women's Basketball:** 1974-75

**All-Time Record:** 797-509 (43rd season)

**All-Time SEC Record:** 161-202 (26th season)

**NCAA Appearances (Last):** 14 (2017)

**NCAA Tournament Record:** 21-13

**2016 NCAA Result:** Sweet 16, L 72-80, Syracuse,

Sioux Falls, S.C.

**WNIT Appearances (Last):** 4 (2011)

**WNIT Record:** 3-4

### Media Relations

**Women's Basketball Contact:** Diana Koval

**Office:** 803.777.7977

**Cell:** 314.369.6050

**Email:** dkoval@mailbox.sc.edu

**Press Row Phone:** 803.777.6182

**Athletics Department on the Web**

**Website:** GamecocksOnline.com

**Twitter:** @GamecocksOnline

**Instagram:** @GamecocksOnline

**Facebook:** Facebook.com/GamecocksOnline

**YouTube:** YouTube.com/GamecocksOnline

**Women's Basketball on Twitter**

**Team:** @GamecockWBB

**Head Coach:** @DawnStaley

**Women's Basketball on Instagram and Snapchat**

**Team:** GamecockWBB

## By the Numbers

- Gamecock averaging a double-double in the NCAA Tournament – Allisha Gray (16.5 ppg/10.0 rpg)
- SEC programs that have won four straight regular-season titles – South Carolina, Tennessee
- Games among her last six outings in which Kaela Davis has shot at least 50.0 percent from the field
- Combined points by which South Carolina lost its two SEC games this season, their first league losses since the 2014-15 season
- SEC regular-season games the Gamecocks have lost in the last four seasons combined
- Games of five or more assists by freshman point guard Tyasha Harris, who is 14th in the SEC at 3.3 assists per game
- Point deficit overcome by the Gamecocks against Arizona State, the largest comeback of the season
- Points allowed by the Gamecock defense per fourth quarter in the three postseason games within five points through three quarters – Kentucky, Mississippi State, Arizona State
- Quarters among the last 20 in which South Carolina shot at least 50.0 percent from the field
- Games this season in which the Gamecocks have held their opponent under 60 points, including three postseason games
- Games in which South Carolina has scored at least 75 points – all Gamecock wins
- Games in which A'ja Wilson has led the Gamecocks in scoring, including four of the last six
- Games this season in which the Gamecock starters have outscored the entire opposing team
- Double-digit scoring games for Allisha Gray, second most on the team
- 60.2 Percent of the all-time SEC regular-season wins by South Carolina (161) that have come in the nine seasons of the Dawn Staley era (97)
- 89.9 Percent of games in the last four seasons that the Gamecocks have won (125-14)

## Current Streaks

	Total	Home	Road	Neut.
Overall	W7	W5	W1	W4
SEC	W2	W3	W1	—
Non-Conference	W5	W10	L1	W4
Ranked Teams	W3	W4	L1	W3

## Heart of a Champion

Tournament time shows just how strong a players' iron has been forged in the heat of the season. In these win-or-go-home games this season, South Carolina's A'ja Wilson has put South Carolina on her back even as the defensive focus on her doubled in the absence of her long-time frontcourt partner Alaina Coates.

In the three games within five points at the end of their third quarters, Wilson led the Gamecocks with 8.0 points on 50.0 percent shooting (5-of-10) and 93.3 percent free throw accuracy (14-of-15) along with 4.7 rebounds and 1.3 blocked shots.

A closer look at the three tight games:

Opp. (Rd.)	Margin	Pts	Rebs	Blks	Mins
Ky. (SEC SF)	+3	10	2	1	8
Miss. St. (SEC F)	-5	7	8	2	10
Ariz. St. (NCAA 2nd)	-2	7	4	2	8

As Arizona State's Sophie Brunner put it after Wilson's heroics helped the Gamecocks into the Sweet 16, "She's their money player, so we knew they wanted to get it to her. We just couldn't defend her, get the ball out of her hands."

## Gray Area

Due to teammate injuries, junior guard Allisha Gray has started five games this season as essentially the Gamecocks' starting power forward. Undersized only in height, the six-foot guard's heart and competitive fire made those outings – at LSU, at Texas A&M, vs. Mississippi State, UNC Asheville, Arizona State – some

## Gamecocks in the National Rankings

Team	SEC	NCAA	Actual	Alaina Coates	SEC	NCAA	Actual
Scoring Offense	1	20	76.5	Scoring	22	—	12.9
Scoring Defense	2	25	56.8	Rebounding	2	13	10.7
Scoring Margin	2	7	+19.7	FG Percentage	1	4	.670
Field Goal Percentage	1	8	.473	Blocked Shots	5	133	1.4
Field Goal %age Def.	1	16	.354	Offensive Rebs.	4	—	3.3
3-Point FG %age	7	116	.329	Defensive Rebs.	1	9	7.4
3-Point FG %age Def.	1	6	.269	Double-Doubles	3	21	15.0
3-Point FG Made/Gm.	9	221	5.1	<b>Bianca Cuevas-Moore</b>	SEC	NCAA	Actual
Free Throw Percentage	7	132	.710	Steals	10	—	1.7
Rebounding Offense	4	—	39.3	<b>Kaela Davis</b>	SEC	NCAA	Actual
Rebounding Defense	4	—	33.1	Scoring	26	—	12.2
Rebounding Margin	3	34	+6.2	3-Pt FGM Per Game	7	—	1.6
Assists	2	62	15.2	<b>Allisha Gray</b>	SEC	NCAA	Actual
Steals	4	96	8.7	Scoring	23	—	12.8
Turnover Margin	6	54	+2.7	<b>Tyasha Harris</b>	SEC	NCAA	Actual
Turnovers	—	19	12.6	Assists	14	243	3.3
Assist-to-Turnover Ratio	1	24	1.2	Assist-to-Turnover Ratio	5	55	2.1
Blocked Shots	1	16	5.7	<b>M. Herbert Harrigan</b>	SEC	NCAA	Actual
Home Attendance Avg.	1	1	12,277	Blocks	11	203	1.1

Alaina Coates	SEC	NCAA	Actual
Steals	10	—	1.7

Kaela Davis	SEC	NCAA	Actual
Scoring	26	—	12.2
3-Pt FGM Per Game	7	—	1.6

Allisha Gray	SEC	NCAA	Actual
Scoring	23	—	12.8

Tyasha Harris	SEC	NCAA	Actual
Assists	14	243	3.3
Assist-to-Turnover Ratio	5	55	2.1

M. Herbert Harrigan	SEC	NCAA	Actual
Blocks	11	203	1.1

A'ja Wilson	SEC	NCAA	Actual
Scoring	2	65	17.7
Rebounding	9	165	7.6
FG Percentage	3	17	.585
Blocked Shots	1	22	2.5
Double-Doubles	7	—	9.0



of her most productive games of the season. Averaging roughly the same minutes as her season mark (29.6), Gray posted 13.6 points, 7.2 rebounds and 1.2 blocks per game while shooting 64.3 percent in those five games. In fact, against UNC Asheville, she out-scored AND out-rebounded All-America roommate A'ja Wilson.

**In the Driver's Seat**

South Carolina junior guard Kaela Davis exploded into her Gamecock career with a 37-point outing against #7/6 Ohio State and rained in 3-pointers through the first month of the season. Enduring an up-and-down regular season, Davis has thrived in the postseason by relying on the other tools at her disposal – including those outside her renown scoring abilities.

The 6-foot-2 lithe athlete closed SEC action averaging 11.0 points on 33.9 percent shooting, including 26.8 percent from 3-point range, to go with 3.1 rebounds per game in league play.

With her renewed focus on diversifying her offense, five postseason victories have come in large part because of Davis' 15.0 points per game on 44.3 percent shooting, including 45.0 percent from 3-point range, and 4.2 rebounds per game. In the three tightest games of that group – SEC semifinal vs. Kentucky and final vs. #6/7 Mississippi State and NCAA second round vs. Arizona State – her scoring exploded to 20.0 points per game on 53.7 percent shooting, including 50.0 percent from 3-point range.

**To Your Point**

Most pundits have opined that South Carolina's postseason fate lies in the hands of its points guards – the young but steady freshman Tyasha Harris and the experienced but unpredictable Bianca Cuevas-Moore. The nation's most notable point guard of all-time, Dawn

Staley enthusiastically agrees with the duo's ability to power the Gamecocks toward their goals.

Moving Harris into the starting role at the start of SEC play, Staley set on optimizing her high-octane starting lineup with an organized, pass-first point guard while letting Cuevas-Moore pounce on opponents off the bench as a fast-paced offensive weapon with quick hands on the defensive end.

While both are in the starting lineup now due to the injury to Alaina Coates, Harris and Cuevas-Moore have mastered and are constantly expanding their roles.

In five postseason games, Harris averages 4.4 assists per game with a 2.0 assist-to-turnover ratio while shooting 52.9 percent from the field. Cuevas-Moore has balanced her 10.0 points per game on 43.2 percent shooting this postseason with 2.6 assists per game and 2.4 steals per contest.

**Quinnipiac Series Notes**

The Gamecocks and Bobcats have never met in women's basketball.

**Gamecocks vs. Seminoles and Beavers**

South Carolina has NCAA Tournament history against both of the other two teams advancing in the Stockton Regional.

The Gamecocks are 17-2 all-time against Florida State, including the 80-74 win in the NCAA Elite Eight in Greensboro, N.C., on March 29, 2015. Prior to that contest, the teams had not faced each other since the Gamecocks' last season in the Metro Conference (1990-91).

In the 2014 NCAA Tournament, South Carolina defeated Oregon State 78-69 on March 25 in Seattle in the second round of the event, putting the Gamecocks into their second Sweet 16 in the Dawn Staley era.

**NCAA Tournament Tally**

South Carolina is in its 14th NCAA Tournament and sixth straight under head coach Dawn Staley, making this season's senior class just the fourth in program history to play in the NCAA Tournament every season and the second straight to do so. South Carolina earned its fourth No. 1 seed in as many seasons

The Gamecocks are 21-13 overall in the NCAA Tournament with eight Sweet 16 appearances, highlighted by 2015's run to the program's first NCAA Final Four.

In her 17th season as a head coach, Staley has taken a team to the NCAA Tournament 10 times. She is 15-11 at the event, including a 13-5 mark at South Carolina.

**Gamecocks Against the Field**

South Carolina has played seven games against six of the 16 teams that remain in the 2017 NCAA Tournament with a 6-1 record. The Gamecocks picked up two wins over SEC rival Mississippi State along with victories over Louisville, Ohio State, Texas and UCLA while falling to overall No. 1 seed UConn.

Overall, South Carolina faced 14 teams that made this season's NCAA Tournament with a 14-4 regulars-

**2016-17 Awards**

**Alaina Coates**

- Regional Finalist WBCA All-America Team
- All-SEC First Team (Coaches)
- All-SEC Second Team (Media)
- SEC All-Defensive Team
- USBWA National Player of the Week (12/13-19)
- Three-time SEC Player of the Week (11/15-21; 11/22-28; 12/13-19)
- Wooden Award Late Season Top 20
- USBWA Drysdale Award Midesason Watch List
- Naismith Trophy Top 30 Watch List
- Wade Watch List (Preseason)
- Rated No. 9 player in the nation by espnW

**Kaela Davis**

- SEC Tournament All-Tournament Team
- CoSIDA Academic All-District 4
- Naismith Trophy Top 50 Preseason Watch List

**Allisha Gray**

- Dawn Staley Award Midseason Watch List
- Naismith Trophy Top 50 Preseason Watch List
- SEC Player of the Week (1/17-23)

**Tyasha Harris**

- SEC All-Freshman Team

**A'ja Wilson**

- Wade Trophy Finalist
- Naismith Trophy Finalist
- Wooden Award National Ballot
- All-America First Team (espnW, SI)
- Regional Finalist WBCA All-America Team
- SEC Player of the Year (Coaches, Media)
- All-SEC First Team (Coaches, Media)
- SEC All-Defensive Team
- USBWA Drysdale Award Midesason Watch List
- SEC Tournament MVP
- SEC Player of the Week (2/21-26)
- Rated No. 1 player in the nation by espnW



**A'JA WILSON**

**Junior • Forward**

» *"She's their money player, so we knew they wanted to get it to her. We just couldn't defend her, get the ball out of her hands. She's a great player."* – Sophie Brunner, Arizona State

» In three postseason games within five points after three quarters, Wilson willed the Gamecocks to stay alive in their pursuit of a championship. In those three fourth quarters, she averaged a team-high 8.0 points on 50.0 percent shooting (5-of-10) and 93.3 percent free throw accuracy (14-of-15), 4.7 rebounds and 1.3 blocked shots in 8.7 minutes.

» 17th in nation, 3rd in SEC in FG percentage (.585) ... Shot 63.5% in SEC play

» 1st in SEC, 22nd in nation in blocked shots – 2.5

» Led team in scoring 20 times, rebounding 12 times and assists three times

» First Gamecock to record 200 career blocked shots ... Set program career blocked shots record in 74th career game, fewer than anyone else on top-10 list ... Now has 245 in just 101 games

**Gamecocks in 2016-17 National Polls**

Poll	Pre	11/14	11/21	11/28	12/5	12/12	12/19	12/26	1/2	1/9	1/16	1/23	1/30	2/6	2/13	2/20	2/27	3/6	3/13	Final
Associated Press	4	4	3	3	6	6	6	6	5	5	5	5	4	6	6	7	5	4	3	
Coaches	3	3	3	3	6	6	6	6	5	5	5	4	6	6	5	7	5	4	4	

season record against those 14 teams. Just six of those 18 games came at home.

In addition to their seven SEC rivals in the original field – Auburn, Kentucky, LSU, Mississippi State, Missouri, Tennessee and Texas A&M – the Gamecocks faced non-conference games against Duke, Hampton, Louisville, Ohio State, Texas, UCLA and UConn.

**Fourth Follow-Up**

South Carolina delivered on the preseason predictions of SEC coaches and media to win its fourth-straight SEC regular-season championship. The Gamecocks join

Tennessee as the only programs to collect the title in four consecutive seasons. The Lady Vols went on to win a league-record seven consecutive titles (1998-2004).

**SEC Tournament Rewind**

South Carolina won its third-straight conference tournament for the first time in program history and joined Tennessee as the only programs to win three straight SEC Tournament championships, capturing the 2017 title in front of a largely home crowd at Bon Secours Wellness Arena in Greenville, S.C. The Gamecocks' three-year sweep of regular-season and tournament titles from 2015 through 2017 matches the Lady Vols' stretch from 1993 to 2000 as well.

In the 2017 tournament, junior forward A'ja Wilson drew Tournament MVP honors behing her 19.7 points and 8.0 rebounds per game. In the title game, she posted seven points and eight rebounds in the fourth quarter to power the Gamecocks to the win. Junior guard Kaela Davis also earned All-Tournament honors, putting together her most efficient offensive games of the season with 16.3 points per game on 50.0 percent field goal shooting, including 5-of-7 from 3-point range. As a team, the Gamecocks brought home the trophy behind a pair of wins over ranked opponents and topped their three opponents by an average of 15.3 points. Defensively, they held their quarterfinal and championship game opponents – Georgia and

**2016-17 Double-Doubles**

**Alaina Coates (15)**

11/14	at Ohio State	10 pts/13 rebs
11/20	Hampton	28 pts/16 rebs
11/21	Maine	12 pts/14 rebs
11/27	vs. Louisville	17 pts/14 rebs
12/11	Minnesota	16 pts/11 rebs
12/15	Clemson	19 pts/10 rebs
12/18	UCLA	20 pts/14 rebs
1/1	Alabama	19 pts/11 rebs
1/8	at Florida	14 pts/13 rebs
1/12	Georgia	12 pts/11 rebs
1/15	at LSU	24 pts/11 rebs
1/19	Ole Miss	15 pts/15 rebs
2/2	at Kentucky	20 pts/18 rebs
2/5	at Arkansas	18 pts/19 rebs
2/13	at UConn	10 pts/15 rebs

**Kaela Davis (1)**

11/14	at Ohio State	37 pts/10 rebs
-------	---------------	----------------

**A'ja Wilson (9)**

12/1	at Texas	31 pts/12 rebs
12/15	Clemson	20 pts/10 rebs
12/18	UCLA	13 pts/13 rebs
1/5	at Auburn	10 pts/11 rebs
1/8	at Florida	23 pts/13 rebs
1/26	at Georgia	19 pts/11 rebs
2/23	at Texas A&M	21 pts/15 rebs
2/26	Kentucky	25 pts/10 rebs
3/19	Arizona State	21 pts/11 rebs

**ALAINA COATES**

**Senior • Center**

» Four-time All-SEC selection (two-time first team) and two-time SEC All-Defensive Team member (2015, 2017)

» Top 15 in the NATION in field goal percentage (4th, .670), rebounding (13th, 10.7) and is 21st in double-doubles (15)

» NCAA Div. I active career leader in rebounds (1,230) and double-doubles (57)

» Third Gamecock all-time to reach 1,000-rebound plateau and sits in second in program history in career rebounds (1,230) ... First Gamecock since 1980-81 to amass 50 career double-doubles ... Her 57 are second-most in program history

» "Coates is better than she was a year ago because her face-up game is more powerful. She's not just a back-to-the-basket, offensive put-back kid. She can drive to the basket; she can knock down 12-footers." – Jimmy Dykes, Arkansas Head Coach

» "If I'm a WNBA GM, and I was picking one player in this senior class at the No. 1 pick, I wouldn't think twice – it'd be Alaina Coates. I just think she's that talented." – Matt Insell, Ole Miss Head Coach



**The Staley Era**

In her ninth season at the South Carolina helm, head coach Dawn Staley has guided the program to unprecedented success not just in the SEC but on the national stage as well. Staley led the program to its first ever No. 1 ranking in both the AP and USA Today/Coaches Poll. She also delivered the first SEC regular-season and tournament championships.

**The Staley Era (2008-09 through present)**

**Wins**

30-Win Seasons	2
25-Win Seasons (includes 2016-17)	6
20-Win Seasons (includes 2016-17)	6
Winning Seasons (includes 2016-17)	8

**National Rankings**

Weeks in the AP Top 25	97
Weeks in the AP Top 10	70
Weeks in the AP Top 3	42
Weeks at AP No. 1	12

**Postseason**

NCAA Tournament Appearances (includes 2016-17)	6
NCAA Sweet 16s (includes 2016-17)	5
NCAA Final Fours	1

**In the SEC**

Regular-Season Championships	4
Regular-Season Top 5 Finishes	7
Tournament Championships	3
Double-Digit Wins	6

**Pre-Staley in the SEC (1991-92 through 2007-08)**

**Wins**

30-Win Seasons	0
25-Win Seasons	1
20-Win Seasons	2
Winning Seasons	7

**National Rankings**

Weeks in the AP Top 25	32
Weeks in the AP Top 10	6
Weeks in the AP Top 3	0
Weeks at AP No. 1	0

**Postseason**

NCAA Tournament Appearances	2
NCAA Sweet 16s	1
NCAA Final Fours	0

**In the SEC**

Regular-Season Championships	0
Regular-Season Top 5 Finishes	2
Tournament Championships	0
Double-Digit Wins	1

**Pre-Staley All-Time (1974-75 through 2007-08)**

**Wins**

30-Win Seasons	1
25-Win Seasons	3
20-Win Seasons	9
Winning Seasons	21

**National Rankings**

Weeks in the AP Top 25	130
Weeks in the AP Top 10	31
Weeks in the AP Top 3	6
Weeks at AP No. 1	0

**Postseason**

NCAA Tournament Appearances	8
NCAA Sweet 16s	3
NCAA Final Fours	0

**In Conference (SEC and Metro 1983-84 thru 1990-91)**

Regular-Season Championships	5
Regular-Season Top 5 Finishes	10
Tournament Championships	3
Double-Digit Wins	5

Mississippi State, respectively – to under 50 points.

### Senior Moments

The Gamecocks' 2017 Senior Class is now the most victorious four-year class in program history both overall with 125 wins and in SEC regular-season action at 59 victories en route to four straight conference titles. The class of Alaina Coates and Tiffany Davis took the lead from the 2016 class' 121 wins with its SEC Tournament semifinal victory over Kentucky (Mar. 4).

### Holding Home Court

The Gamecocks are 422-155 all-time on their home court, including a 180-60 mark in Colonial Life Arena. South Carolina is 115-27 at home during the Dawn Staley era and has lost just twice in its last 67 home games, including undefeated home seasons in 2013-14 and 2014-15. The Gamecocks have won 33 of their last 34 SEC regular-season home games dating back to the 2012-13 season.

### Neutral Stance

The Gamecocks are 114-83 all-time on a neutral court, including a 50-43 mark in postseason contests. South Carolina head coach Dawn Staley is 36-17 in games played at neutral sites, including a 20-12 slate in the postseason.

### Road Ready

The Gamecocks are 238-248 all-time in true road games, including a 66-37 (.641) mark under head coach Dawn Staley. In SEC action, Staley is 44-26 (.629) on the road in her ninth season at South Carolina.

### Ranked Readings

Under head coach Dawn Staley, South Carolina is 47-45 against nationally ranked opponents, including an 18-17 mark at Colonial Life Arena. That overall record is skewed by the early seasons of her tenure as the Gamecocks are 32-6 versus ranked foes since the start of the 2014-15 campaign. South Carolina is 14-4 against top-10 opponents during that time.

Staley's Gamecocks are 16-14 against ranked opponents on their home courts after winning seven of the last eight road games against ranked foes and 12 of the last 17 such contests dating back to the start of 2013-14.

This season, the Gamecocks' 9-1 record against ranked foes includes just three home games and three neutral-site contests. South Carolina is 5-1 against top-10 opponents this season with two of those games played at Colonial Life Arena. The most ranked wins in a season in program history is 13, claimed by the 2015-16 squad and included five over top-10 teams.

### SEC Stories

Head coach Dawn Staley has steadily lifted the Gamecocks' national profile by building the Gamecocks into a consistent SEC contender with four straight regular-season titles, shirking decades of difficulty in the nation's best women's basketball conference.

In her ninth season at the helm, Staley boasts a 97-45 (.683) SEC regular-season record and has finished outside the league's top five just twice – an unprecedented achievement for a program that had finished INSIDE the top five only two times in the previous 17 seasons. Staley's 97 wins include six seasons of double-digit league victories – 10 in 2012; 11 in 2013; an SEC-best 14 in 2014, 15 in 2015 and 16 in 2016; and 14 in 2017 – and account for 60.2 percent of the program's all-time 161 league wins.

Staley's SEC regular-season record includes a 53-19 (.736) mark at home and a 44-26 (.629) slate on the road.

### Rankings Review

Ranked third in this week's AP Poll, the Gamecocks are in the midst of the nation's third-longest active top-10 ranking streak (70), trailing just UConn (233) and Notre Dame (126) and well ahead of fourth-place Baylor (53). South Carolina has appeared in the top 25 in each of the last 92 AP Polls.

In the Staley era, South Carolina has collected 54 top-five rankings in the AP Poll, including 44 weeks in the top three and 12 weeks at No. 1.

### Tough Task

Head coach Dawn Staley did not shy away from a challenging schedule this season, despite having to replace five seniors, including three starters, from last season's squad. The Gamecocks' overall regular-season schedule ranked the seventh-toughest in the nation based on opponent winning percentage (.635).

The slate included 12 games against teams ranked in the AP Top 25 this week, including four against this week's top-10 teams. Just three of those 12 games were home games for the Gamecocks.

### National Recognition

The Gamecocks' frontcourt of senior Alaina Coates and junior A'ja Wilson has captured national attention all season long, beginning with espnW naming them the No. 9 and No. 1 player in the nation, respectively, coming into the 2016-17 campaign and the WBCA naming both regional finalists for its All-America Team.

Named to ESPN's All-America First Team last week, Wilson continues to be in the running for national player of the year honors as a member of the Wooden National Ballot and a Naismith Trophy Finalist. She was also on the most recent Wade Trophy and USBWA Drysdale Award watch lists released.

Coates is also in the running for All-America status, ranking among the nation's top 20 in field goal percentage (3rd), rebounding (12th) and double-doubles (19th). She was on the Wooden Award and Naismith Trophy late-season watch lists.

### Basketball and Books

Junior guard Kaela Davis was named to the CoSIDA Academic All-District 4 First Team for her dual excellence on the court and in the classroom. Her selection marks the fourth-straight season a Gamecock has made an the team, and she is the eighth Gamecock all-time to earn the honors.

### Trust the Process

While South Carolina entered the season with lofty expectations based on its roster, head coach Dawn Staley knew that it would take time for her team to learn to play its best together. Through all the ups and downs, she encouraged them to trust the process of establishing their strengths and how they best suit the team.

The Gamecocks seem to be rounding into form just in time for postseason action, both individually and as a unit. The team's field goal percentage jumped from .466 in 2016 to .476 in SEC play and skyrocketed to 50.6 percent in the postseason.

Individually, junior forward A'ja Wilson lifted her scoring average from 16.4 points in 2016 to 18.2 in SEC action. She elevated again in the postseason, pouring in 19.6 points per game, including 26 in the SEC Tournament semifinal against #20/24 Kentucky. Similarly, freshman Tyasha Harris came into her own in 2017. Averaging 4.6 points, 2.2 assists and 20.1 minutes in 2016, she turned in 5.9 points, 3.8 assists and 28.3 minutes per SEC contest. In postseason action, she has posted 4.4 assists per game to go with 52.9 percent shooting in 29.0 minutes per game. The most recent improvement came from junior guard Kaela Davis, who had struggled down the stretch of SEC action, averaging 12.2 points on 36.5 percent shooting, to bounce back with 15.0 points per postseason game on 44.3 percent shooting.

### Diversified Assets

Five different Gamecocks have led the team in scoring at least once this season, led by A'ja Wilson's 20 games. Six have been the team's top rebounder – a list paced by Alaina Coates' 20. Even more diverse is the collection of assist leaders. While dominated by freshman point guard

# ALLISHA GRAY

Junior • Guard



» Dawn Staley Award Midseason and Naismith Trophy Top 50 Preseason Watch Lists

» 23rd in SEC in scoring – 12.8 ppg – on 50.7% FG ... second on team with 25 double-figure scoring games, including both NCAA Tournament games

» In SEC play – 13.0 ppg (20th), 4.7 rpg, 1.5 spg

» Averages 4.7 rebounds (15 games of five or more), 2.6 assists (9 games of 4 or more)

» Difference-maker in 2nd half of tight-game victories – 9.7 ppg, 61.7% FG

» Kicked off Gamecock career with 24 points at #7/6 Ohio State (Nov. 14) that included 10-of-18 FGs

» Found success in power forward spot against Georgia (Jan. 12) and LSU (Jan. 15) to grab tough rebounds and hit free throw to seal win over the Lady Bulldogs

» Poured in 16 third-quarter points against #4/4 Mississippi State (Jan. 23) to pull Gamecocks out of seven-point halftime deficit then sprinted to defend breakaway layup that kept team in front in final minute



Tyasha Harris at 14, there are eight total Gamecocks who have led the team in at least one game.

**League Legends**

The Gamecocks are the only team in the nation to boast two former WNBA All-Stars on their coaching staff in head coach Dawn Staley and assistant coach Nikki McCray-Penson. Five other programs tout multiple WNBA alums – Miami, Notre Dame, Penn State, Texas and Vanderbilt – but only Beth Cunningham at Notre Dame and Tina Thompson at Texas earned All-Star status at least once in their time in the league.

South Carolina has the added bonus of its other two coaches – associate head coach Lisa Boyer and assistant coach Fred Chmiel – having WNBA coaching experience.

**U-S-A! U-S-A**

South Carolina head coach Dawn Staley was named head coach of the U.S. Women's National Team, USA Basketball announced on March 10. She becomes 15th head coach for the squad and the first African-American.

**Not Just Another A**

Junior forward A'ja Wilson was a finalist for every national player of the year award last season and is on track to repeat the feat this season having already earned spots as a Naismith Trophy finalist (four selections) and on the Wooden Award National Ballot (15). One of five frontcourt players to make both the Wooden and Naismith semifinalist lists, the two-time SEC Player of the Year can change the complexion of the game on both ends of the floor as a dynamic scorer, rebounder and shot blocker.

While it's impossible to truly measure players across the nation based solely on their averages as everyone plays different schedules, performances when facing ranked opponents may draw the most direct parallel. Here's a look at the raw numbers of those frontcourt players, all of whom led their teams to regular-season and tournament titles, in their games against ranked teams:

Player (Team-Gms)	PPG	RPG	MPG	Dbls.	Team Rec.
Collier (UC-10)	20.60	8.10	32.10	2	10-0
Wilson (SC-10)	19.50	8.30	32.10	3	9-1
Jones (MD-5)	18.40	11.00	27.80	4	3-2
Turner (ND-10)	17.20	8.90	34.20	4	9-1
Williams (UC-10)	12.80	8.30	30.90	3	10-0

Wilson leads the group in blocked shots per game at 2.48 to rank 22nd in the nation with Notre Dame's Brianna Turner next in line at 2.46 per game.

**Seeing Double**

South Carolina center Alaina Coates ranks 21st in the nation with 15 double-doubles this season, and she is one of six players on a nationally ranked team to average a double-double this season.

Coates is third on the list in rebounds per game (11.71) while just fourth in average minutes (26.75).

To level the playing field of teams playing different

**Games Led Team In...**

*(Tied for team lead in each category included)*

Scoring	2016-17	Career	Record
A'ja Wilson	20	50	44-6
Alaina Coates	9	28	26-2
Kaela Davis	5	5	5-0
Bianca Cuevas-Moore	2	5	5-0
Allisha Gray	2	2	2-0

Rebounding	2016-17	Career	Record
Alaina Coates	20	78	72-6
A'ja Wilson	12	35	32-3
Allisha Gray	3	3	2-1
Doniyah Clincy	2	2	2-0
Kaela Davis	1	1	0-1
M. Herbert Harrigan	1	1	1-0

Assists	2016-17	Career	Record
Tyasha Harris	14	14	14-0
Kaela Davis	7	7	7-0
Allisha Gray	7	7	5-2
Bianca Cuevas-Moore	6	17	16-1
Alaina Coates	3	6	6-0
A'ja Wilson	3	4	4-0
Doniyah Clincy	2	2	2-0
M. Herbert Harrigan	1	1	1-0

Miscellaneous Stats			
<b>Triple-Doubles</b>	<b>2016-17</b>	<b>Career</b>	<b>Record</b>
Alaina Coates	0	1	1-0
<b>Double-Doubles</b>	<b>2016-17</b>	<b>Career</b>	<b>Record</b>
Alaina Coates	15	57	54-3
A'ja Wilson	9	28	26-2
Kaela Davis	1	1	1-0
Allisha Gray	1	1	1-0
<b>30+ Points</b>	<b>2016-17</b>	<b>Career</b>	<b>Record</b>
Kaela Davis	1	1	1-0
A'ja Wilson	1	1	1-0
<b>20+ Points</b>	<b>2016-17</b>	<b>Career</b>	<b>Record</b>
A'ja Wilson	12	24	22-2
Kaela Davis	6	6	6-0
Alaina Coates	4	16	15-1
Allisha Gray	3	3	3-0
Bianca Cuevas-Moore	1	3	3-0
<b>10+ Points</b>	<b>2016-17</b>	<b>Career</b>	<b>Record</b>
A'ja Wilson	29	86	77-9
Allisha Gray	25	25	22-3
Alaina Coates	19	91	87-4
Kaela Davis	20	20	18-2
Bianca Cuevas-Moore	11	27	25-2
M. Herbert Harrigan	5	5	5-0
Tyasha Harris	4	4	4-0
Doniyah Clincy	1	2	2-0
Tiffany Davis	0	1	1-0
<b>10+ Rebounds</b>	<b>2016-17</b>	<b>Career</b>	<b>Record</b>
Alaina Coates	17	66	63-3
A'ja Wilson	9	29	27-2
Kaela Davis	2	2	2-0
M. Herbert Harrigan	1	1	1-0
Allisha Gray	1	1	1-0
<b>5+ Assists</b>	<b>2016-17</b>	<b>Career</b>	<b>Record</b>
Tyasha Harris	11	11	10-1
Allisha Gray	5	5	4-1
Bianca Cuevas-Moore	3	9	9-0
Kaela Davis	3	3	3-0
Doniyah Clincy	2	2	2-0
A'ja Wilson	1	1	1-0
Alaina Coates	0	1	1-0
<b>5+ Steals</b>	<b>2016-17</b>	<b>Career</b>	<b>Record</b>
Bianca Cuevas-Moore	2	3	3-0
Allisha Gray	1	1	1-0
A'ja Wilson	1	1	109
Tiffany Davis	0	1	1-0
<b>5+ Blocks</b>	<b>2016-17</b>	<b>Career</b>	<b>Record</b>
A'ja Wilson	3	10	9-1
Alaina Coates	0	4	4-0

**2016-17 Scoring Differentials**

<b>Largest lead in a win</b> .....	by 57 (93-36), 4th-1:37, vs. Saint Peter's, 11/22
<b>Largest deficit overcome to win</b> .....	by 11 (33-44), 3rd-8:06, vs. Arizona State, 3/19/17
<b>Largest lead given up in a loss</b> .....	by 11 (16-5), 1st-3:46, at Duke, 12/4
<b>Largest deficit in a loss</b> .....	by 16 (50-66), 4th-2:15, at UConn, 2/13

**KAELA DAVIS**

**Junior • Guard**

» CoSIDA Academic All-District 4

» Explosive scorer, athletic, capable of playing variety of spots

» Averaged 16.3 points on 50.0 percent shooting in SEC Tournament to earn spot on All-Tournament Team

» Burst into Carolina career with 37 points at #7/6 Ohio State (Nov. 14) most points ever by Gamecock vs. ranked opponent

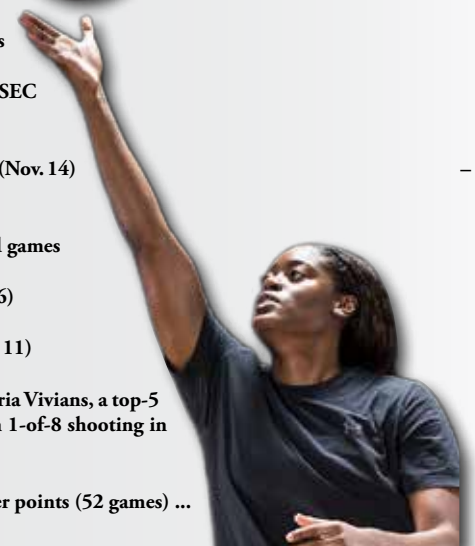
» 6 20-point games, 20 games of 10+ points, 2 10+ rebound games

» 27th in SEC in scoring (12.2 ppg) and 8th in 3s/game (1.6)

» Shot 6-of-10 from 3-point range against Minnesota (Dec. 11)

» Called her own number to defend Mississippi State's Victoria Vivians, a top-5 scorer in the SEC, in 2nd half, limiting her to five points on 1-of-8 shooting in final 20 minutes of tight Gamecock victory (Jan. 23)

» Fastest player in Georgia Tech history to reach 1,000 career points (52 games) ... Two-time First-Team All-ACC selection



schedules, a look at key stats for those six players against ranked opponents:

Player (Team-Gms)	PPG	RPG	MPG	FG%	Dbls.
Coates (SC-9)	11.78	11.44	26.00	.607	5
Billings (UCLA-12)	15.92	10.92	35.67	.399	6
Jones (MD-5)	18.40	11.00	27.80	.765	4
Mavunga (OSU-4)	11.25	10.75	28.75	.600	1
Osahor (Wash.-8)	15.13	14.38	37.88	.433	6
Akhatov (UK-10)	13.00	11.30	31.60	.451	4

In breaking down those numbers, centers Coates and Brionna Jones of Maryland stand out in efficiency, beyond their lofty field goal percentages. Coates records either a rebound or a point for every 1.12 minutes on the court against a ranked team, while Jones posts one or the other every 0.95 minute on the court. Additionally, Coates' Gamecocks have eight wins in her nine games against ranked foes, while Jones' Terrapins are just 3-2 in such games.

For Coates, the excellence has been a career-long effort. She is the NCAA Div. I active leader in career rebounds (1,230) and double-doubles (57) with 15 of those double-doubles coming against a ranked opponent.

This season, she ranks among the nation's best in field goal percentage (4th, .670), rebounds (13th, 10.7 rpg) – both of which lead the SEC – and double-doubles (21st, 15). She averaged a double-double overall (12.9 ppg/11.1 rpg), in SEC play (12.7/11.1) and vs. ranked teams (11.8/11.4).

## Second Effort

South Carolina has found itself in a single-digit game at halftime 15 times this season. The Gamecocks were in the lead in nine of those games, tied once and trailed five times – two of which they came back to win (Mississippi State, Jan. 23; Arizona State, Mar. 19).

A look at the breakdown of the 11 victories in those games, which the Gamecocks ended up winning by 10.5 points per game:

Half	PPG	FG%	3FG%	FT/Half	Paint
1st	33.8	.428	.222	7.8	202
2nd	40.2	.463	.397	12.8	180

The Gamecock making the biggest leap when it comes down to winning is junior guard Allisha Gray. In the 11 wins, the quiet scorer who is always ready to do whatever the team needs, lifted her scoring average from 4.0 points per first half to 9.7 per second half and her field goal percentage from .364 (16-of-44) to .617 (37-of-60), which includes a 3-point range jump from 11.1 percent (1-of-9) to 41.7 percent (5-of-12).

## Offensive Operation

Head coach Dawn Staley is often thought of as a defensive coach, but she has steadily built an efficient offensive team over the last few seasons. In the last three seasons, the Gamecocks have twice ranked among the nation's top 20 in points per game – 20th, 76.5 ppg this season and 18th, 75.9 ppg in 2014-15 – and among the top 10 in field goal percentage – eighth, .473 this season and fourth, .484 in 2014-15.

Looking across the more level playing field of games against ranked opponents, here's a look at the offense's growth over the last four seasons:

Season	PPG	FG%	Pts/Poss
2016-17	75.4	.466	1.04
2015-16	71.1	.441	0.97
2014-15	65.8	.419	0.97
2013-14	65.7	.438	0.93

## They're Free, Take Two!

South Carolina ranks among the nation's top 10 in free throws attempted (10th, 745) and made (5th, 529). The Gamecocks average 16.0 made free throws per

## Team Specialty Stats

South Carolina-Opponent

	Pts. in Paint	Pts. Off TOs	2nd Chance Pts	Fast Break Pts
11/14 at OSU	44-30	16-17	13-12	18-12
11/20 HU	46-20	35-2	23-7	12-3
11/21 Maine	52-8	20-7	14-2	11-0
11/22 SPU	50-14	30-8	17-9	26-0
11/27 vs. UL	40-24	18-15	20-5	14-2
12/1 at Texas	34-30	14-7	14-16	2-8
12/4 at Duke	32-42	18-28	14-15	9-12
12/11 Minn.	42-12	12-11	20-21	18-9
12/15 Clem.	50-26	10-6	21-8	13-4
12/18 UCLA	40-34	5-15	19-12	8-14
12/21 at SSU	42-8	21-4	22-5	20-4
1/1 Ala.	54-14	36-14	18-5	19-6
1/5 at Aub.	22-18	9-15	9-12	4-2
1/8 at Fla.	44-34	21-14	23-15	8-6
1/12 UGa	24-24	14-11	9-17	12-6
1/15 at LSU	38-24	20-10	13-8	8-4
1/19 Miss.	38-30	22-6	14-4	6-6
1/23 MSU	32-32	13-12	15-13	2-4
1/26 at UGa	20-18	13-10	9-5	6-2
1/30 Tenn.	26-38	7-12	8-9	8-18
2/2 at UK	34-20	15-15	11-10	2-4
2/5 at Ark.	40-18	22-15	15-15	9-2
2/9 Aub.	34-6	12-8	14-3	4-0
2/13 at UConn	26-34	15-19	12-16	2-12
2/16 Vandy	50-10	24-7	9-18	18-6
2/19 at Mizz.	32-30	26-19	7-11	4-4
2/23 at TAM	54-22	18-7	7-5	18-4
2/26 UK	42-32	11-5	8-10	2-17
3/3 vs. UGa	22-22	22-11	8-7	0-0
3/4 vs. UK	48-46	11-10	6-18	4-0
3/5 vs. MSU	30-30	12-15	2-13	4-2
3/17 UNCA	60-16	23-4	24-11	24-2
3/19 ASU	32-31	15-14	13-14	7-7
Season Avg.	38.6-24.2	17.6-11.3	13.7-10.6	9.8-5.5
SEC Avg.	36.5-23.1	17.7-11.2	11.8-10.0	8.1-5.7

## Starters vs. Bench Points

	SC Starters	Opp. Starters	SC Bench	Opp. Bench
11/14 at OSU	85	76	7	4
11/20 HU	71	23	21	15
11/21 Maine	53	16	26	26
11/22 SPU	68	28	25	10
11/27 vs. UL	68	34	15	25
12/1 at Texas	64	47	12	20
12/4 at Duke	60	62	3	12
12/11 Minn.	59	37	39	21
12/15 Clem.	68	43	15	18
12/18 UCLA	56	46	10	11
12/21 at SSU	48	22	22	8
1/1 Ala.	72	33	21	12
1/5 at Aub.	46	34	27	13
1/8 at Fla.	70	50	11	12
1/12 UGa	41	49	25	14
1/15 at LSU	76	55	8	6
1/19 Miss.	50	39	15	7
1/23 MSU	61	41	3	20
1/26 at UGa	46	34	16	10
1/30 Tenn.	56	68	18	8
2/2 at UK	65	56	10	7
2/5 at Ark.	60	18	19	31
2/9 Aub.	56	22	4	19
2/13 at UConn	44	59	11	7
2/16 Vandy	60	25	22	26
2/19 at Mizz.	46	54	14	8
2/23 at TAM	63	63	17	1
2/26 UK	74	69	21	18
3/3 vs. UGa	53	38	19	10
3/4 vs. UK	71	77	18	0
3/5 vs. MSU	51	30	8	19
3/17 UNCA	68	38	22	2
3/19 ASU	62	57	9	11
Season Avg.	60.3	43.7	16.2	13.1
SEC Avg.	58.9	44.4	15.7	13.2

# TYASHA HARRIS

## Freshman • Guard

» SEC All-Freshman Team

» Poise and command of the point guard position moved her into permanent starting role at beginning of SEC play

» Sixth among nation's freshmen in assist-to-turnover ratio (2.10)

» In postseason play, handing out 4.4 assists per game

» In SEC play, ranked ninth in assists per game (3.8), 4th in assist-to-turnover ratio (2.4) – both are best among league freshmen

» 11 games handing out five or more assists, including four vs ranked teams

» In 10 games against ranked opponents, averaged 3.5 assists and continued poise with 2.1 assist-to-turnover ratio

» Scored in double figures four times, including at #14/15 Texas (Dec. 1)

» Dished out six assists in first career start (Minnesota, Dec. 11), first career SEC start (Alabama, Jan. 1) and in SEC Tournament debut (Georgia, Mar. 3) and posted seven in NCAA Tournament debut





game, while opponents average just 14.0 ATTEMPTS.

In 13 games this season, at least 25.0 percent of the Gamecocks' points have come from the free throw line, including six of the nine wins over nationally ranked opponents. Free throws accounted for a season-high 39.5 percent (30-76) of the Gamecocks' points at #14/15 Texas (Dec. 1).

### Location, Location, Location

The Gamecocks average 38.6 points in the paint this season, making up 50.5 percent of their offense. Only three opponents have out-scored South Carolina in the paint this season – Duke (42-32, 12/3/16), Tennessee (38-26, 1/20/17) and UConn (34-26, 2/13/17). The Gamecocks are out-pacing their opponents in that space by 14.4 points per game. Their interior advantage has been at least 20 points 12 times, including twice with a season-high 44 – against Maine (Nov. 21) and UNC Asheville (Mar. 17).

### Blocking Scheme

South Carolina leads the SEC and ranks 16th in the nation with 5.7 blocked shots per game and have blocked double-digit shots twice this season – 11 vs. Clemson (Dec. 15), 10 vs. Alabama (Jan. 1). The two driving forces of that defensive movement are also the program's all-time career blocked shot leaders – A'ja Wilson (245) and Alaina Coates (210).

Wilson broke the program's career blocks record earlier this season (vs. Saint Peter's, Nov. 22) but could hardly celebrate with Coates nipping at her heels. Wilson moved into the SEC lead with her 16 blocks in the SEC Tournament and now stands 22nd in the nation with 2.5 blocks per game. Coates is at 1.4 per game for fifth in the league, and freshman Mikiyah Herbert Harrigan is following in her frontcourt mentors' footsteps, ranking 11th in the league with 1.1 blocks per game, which includes three games of three or more blocks.

### To Three, or Not to Three

South Carolina added a pair of outside threats with junior transfers Kaela Davis and Allisha Gray, but the Gamecocks' offensive strategy continues to center on the

paint. In fact, the addition of the outside weapons has made South Carolina less reliant on the 3-point shot for scoring this season than last.

This season's 167 3s account for 19.8 percent of the Gamecocks' total offense, which is LESS than last season when the 190 3s made up 22.1 percent of the offense.

Interestingly, reliance on outside shooting decreases dramatically against ranked opponents. In 10 games against top-25 foes this season, South Carolina's 38 3-pointers made up just 15.1 percent of its 754 points, which is much lower than the 18.0 percent of the offense in 15 games against ranked foes last season.

The six-game absence of one of the Gamecocks' All-America frontcourt starters also did not increase the Gamecocks' desire to line it up from outside the arc. In the two games without Wilson and four others without Coates in the lineup, 18.4 percent of South Carolina's points came from long range compared to 20.2 percent in the games both have played.

### 20/20 Vision

Five different Gamecocks have recorded at least one 20-point game this season – A'ja Wilson (12), Kaela Davis (6), Alaina Coates (4), Allisha Gray (3) and Bianca Cuevas-Moore (1) – across 19 games this season. Two Gamecocks have reached that mark in the same game six times, marking the most such games in a season since the 1985-86 season saw seven such games. In the 1988-89 campaign had 10 games with multiple 20-point scorers.

### Four x 1,000

South Carolina boasts four 1,000-point scorers on this season's roster, led by junior transfer Kaela Davis (1,650 – includes 1,246 at Georgia Tech). Senior center Alaina Coates (1,603) is next in line with juniors A'ja Wilson (1,565) and Allisha Gray (1,474 – includes 1,053 at North Carolina) just behind.

### Helping Hands

South Carolina head coach Dawn Staley likes to say that with good movement, the ball will find who is supposed to shoot it on any given possession. With

four 1,000-point scorers on this season's team, many observers wondered how the quartet would abide that philosophy.

Returns are good as the Gamecocks are second in the SEC with 15.2 assists per game and have assisted on at least half their field goals 26 times in 33 games, including four games assisting on at least two-thirds of their made baskets – vs. Minnesota (Dec. 11), at Auburn (Jan. 5), at Kentucky (Feb. 2) and against Auburn (Feb. 9).

Of the Gamecocks' 15.2 assists per game, the quartet of 1,000-point scorers account for 7.5 assists per game of that average with Allisha Gray leading the group at 2.6 and Kaela Davis handing out 2.3 per game.

Freshman point guard Tyasha Harris moved into the team lead in the category against Tennessee (Jan. 30) and now has 11 games of five or more assists to average 3.3, which ranks 14th in the league and 55th in the nation. Her 2.1 assist-to-turnover ratio is fifth-best in the conference and 55th in the nation – sixth among the country's freshmen. In SEC action, the first-year guard was ninth with 3.8 assists per game while holding fourth in assist-to-turnover ratio at 2.4.

### Quarter Breakdown

Through 33 games this season, South Carolina has out-scored its opponent in all but 33 quarters. The Gamecocks have out-paced their opponent by double digits 34 times in the 132 quarters, including a season-high differential of 25 points (37-12) in the first quarter against Saint Peter's (Nov. 22). In SEC action, the 23-point advantage in the first quarter at Auburn (Jan. 5) was a season high.

South Carolina has shot at least 50.0 percent from the field 61 times in its 132 quarters of action, including 11 of the last 16 quarters. The Gamecocks shot a season-best 72.2 percent in the first quarter against #20/24 Kentucky in the SEC Tournament semifinals. The Gamecocks' 37 points in the first quarter against Saint Peter's are the most for the program since the NCAA went to the format for the 2015-16 season.

Defensively, South Carolina has held an opponent to single digits in a quarter 29 times this season, including

# THE GAMECOCKS' TWIN TOWERS

Junior  
A'ja  
Wilson

» "We knew exactly what they were going to do, and we still couldn't stop it. They imposed their will with their inside game. I do think they have the best front line in the country, and they did a good job playing to their strengths." – Cori Close, UCLA Head Coach

» "They're a really powerful team. They are extremely talented, so gifted, and in our league there are some teams that maybe have some size and some big kids. But Wilson and Coates are just a different level of athletes." – Matthew Mitchell, Kentucky Head Coach

» "Their length and size, and the skill of those two kids – Wilson and Coates. They don't drop balls' they get them, hit easy stick-backs. They tough. They can move. They can run. There's not another team in the country that can put two on the floor like that." – Jimmy Dykes, Arkansas Head Coach

» "We got a little lost [defensively] when Wilson would drive to the basket, but she's unbelievable." – Holly Warlick, Tennessee Head Coach

» "[Coates] has a motor like I haven't seen in a long time. She doesn't worry about who [they're] playing. She just does it right because that's what you're supposed to do. I watch them on film; they're up 30 at the half, and she sprinting the floor every single time." – Jeff Walz, Louisville Head Coach

Senior  
Alaina  
Coates

six quarters of five or fewer points. An opponent has shot 20.0 percent or less from the field in 25 quarters, including four under 10.0 percent (6.3% by Vanderbilt, 4th qtr., 2/16/17; 7.1% by Florida, 2nd qtr., 1/8/17; 8.3% by Auburn, 4th qtr., 1/5/17; 6.7% by UNC Asheville, 3rd qtr., 3/17/17).

Here's a more detailed look at the quarter-by-quarter production for the Gamecocks this season:

Qtr.	SC/Opp Avg. Pts	SC/Opp FG%	Avg. Pts. Margin
1	19.9/13.3	.473/.358	+6.6
2	19.5/14.1	.487/.368	+5.5
3	18.7/14.0	.497/.336	+4.7
4	18.3/15.4	.430/.354	+2.9

Individually, junior guard Kaela Davis leads the Gamecocks with six double-digit scoring quarters and has the highest-scoring quarter this season with 19 points in the first at Auburn (Jan. 5). Allisha Gray and A'ja Wilson each have five double-digit scoring quarters, Alaina Coates has posted three and Bianca Cuevas-Moore has recorded one.

### This is 30

With 30-point games already this season by juniors Kaela Davis (37 at #7/6 Ohio State, 11/14) and A'ja Wilson (31 at #14/15 Texas, 12/1), the Gamecocks have the most 30-point games in a season since 2002-03 when Jocelyn Penn recorded three such outings, none of which were against a ranked opponent.

The program record for 30-point games in a season is six with the most recent coming in 1994-95. In each of the three seasons with six 30-point games, every game was recorded by the same Gamecock. Shannon Johnson posted six in 1994-95 to duplicate her effort in 1993-94. Beth Hunt originally set the record with her six 30-point games in the 1989-90 campaign. The only 30-point outing against a ranked opponent in those three seasons was Beth Hunt's 34-point showing in a losing effort at then-No. 18 Southern Miss.

Individually, only eight 30-point games by a Gamecock have come against ranked opponents, including this season's showings from Davis and Wilson. Davis' 37 points is the most in a game against a ranked opponent and was the first since Johnson netted 35 against then-#5 Tennessee on Feb. 15, 1996, which

## 2016-17 Roster

No.	Name	Pos.	Ht.	Yr.	Hometown/Last School
0	Victoria Patrick	G	5-8	Fr.	Orlando, Fla./Edgewater
1	Bianca Cuevas-Moore	G	5-6	Jr.	Bronx, N.Y./Nazareth Regional
3	Kaela Davis	G	6-2	Jr.	Suwanee, Ga./Georgia Tech
4	Doniyah Cliney	G	6-0	So.	Newark, N.J./Malcolm X Shabazz
10	Allisha Gray	G	6-0	Jr.	Sandersville, Ga./North Carolina
12	Araion Bradshaw	G	5-6	Fr.	Boston, Mass./Tabor Academy
15	Tiffany Davis	G	5-7	Sr.	Houston Texas/Westbury Christian
21	Mikiah Herbert Harrigan	F	6-2	Fr.	Pembroke Pines, Fla./Flanagan
22	A'ja Wilson	F	6-5	Jr.	Hopkins, S.C./Heathwood Hall
35	Alexis Jennings*	F	6-2	Jr.	Madison, Ala./Kentucky
41	Alaina Coates	C	6-4	Sr.	Irmo, S.C./Dutch Fork
52	Tyasha Harris	G	5-10	Fr.	Noblesville, Ind./Heritage Christian

\* indicates will sit out 2016-17 due to NCAA transfer rules

**Head Coach:** Dawn Staley

**Assoc. Head Coach:** Lisa Boyer; **Assistant Coaches:** Nikki McCray-Penson, Fred Chmiel

**Director of Coaching Offensive Analytics:** Melanie Balcomb

until Davis' 37 was the highest-scoring came against a ranked opponent in program history.

Here's a list of the Gamecocks' individual 30-point games against a ranked opponent:

Pts.	Player	Opp.	Date
37	K. Davis	at #7/6 Ohio St.	11/14/16
35	S. Johnson	#5 Tennessee	2/15/96
34	B. Hunt	#18 Southern Miss	1/29/90
32	S. Johnson	#2 Tennessee	2/8/94
32	Ma. Williams	#22 Florida St.	2/4/91
32	K. Anderson	vs. #14 Memphis	3/4/78
31	A. Wilson	at #14/15 Texas	12/1/16
30	B. Southers	#19 Clemson	12/3/83

### Great Gamecock Fans

With over 10,000 season-ticket holders for the second-straight season, South Carolina leads the nation in average attendance at 12,853 and is the only program drawing at least 10,000 fans per game.

The Gamecocks have posted the highest average attendance at the end of the last two seasons and enjoyed steady fan growth over the last five years – 3,952 in 2012-13; 6,371 in 2013-14; 12,293 in 2014-15; 14,364 in 2015-16.

### USA Basketball Connection

At least one Gamecock has donned the red, white and blue for USA Basketball in each of the last three summers, and the group has helped six U.S. teams to five gold medals and one bronze in that time. Former Gamecock Tiffany Mitchell got the streak started with her FIBA 3x3 World Championship gold in 2014, which A'ja Wilson and Dawn Staley matched with a gold in the 2014 FIBA U18 Americas Championship. Staley went on to assist on USA Basketball's FIBA World Championship gold-medal team that same year. The next summer, Wilson and Staley claimed the 2015 FIBA U19 World Championship gold.

The most recent medals came from freshman Tyasha Harris who steered the U18 team to gold in the FIBA U18 Americas Championship and junior transfer Alexis Jennings, who brought home bronze from the 2016 FIBA 3x3 World Championship.

## Gamecocks Coming Soon!

Head coach Dawn Staley signed four in the early signing period, highlighted by three ESPN Top-100 players.

### Elisia (Lele) Grissett

**Durham, N.C./Hillside • Wing • 6-1**

A five-star player ranked No. 24 overall in the class, Grissett was an AP All-State First-Team selection in 2016. Her 21 points in the title game led Hillside to the 2017 PAC-10 championship, for which she earned conference player of the year honors. The athletic wing can drive, score through contact and attack the glass with an emerging perimeter game. She averaged 21.4 points, 11.0 rebounds, 3.4 assists, 2.9 steals and 2.7 blocks in 2016-17.

### Bianca Jackson

**Montgomery, Ala./Brewbaker Tech Magnet • Wing • 5-11**

Ranked No. 54 overall in the class, Jackson is a three-time ASWA First-Team All-State selection and the daughter of the Alabama State men's and women's basketball coaches. The 2017 Alabama Gatorade Player of the Year, she averaged 24.8 points, 7.8 rebounds and 5.2 assists as a senior. Jackson became the second girls player in Montgomery Public Schools history to reach 2,000 career points. She is playing in the Alabama-Mississippi All-Star Game.

### Haley Troup

**Gadsden, Ala./Gadsden • Guard • 5-9**

A First-Team ASWA 7A All-State selection as a junior, Troup is a combo guard who can handle the ball, pass with purpose in transition with a good shot off the dribble. She was the 2016 Gadsden Messenger Co-Player of the Year after averaging 17.9 points, 6.6 rebounds and 4.1 assists. She is playing in the Alabama-Mississippi All-Star Game.

### LaDazhia Williams

**Bradenton, Fla./Lakewood Ranch • Forward • 6-2**

A five-star player ranked No. 47 overall in the class, Williams earned a spot in the 2016 USA Basketball U18 National Team Trials. She earned Sarasota Herald-Tribune 8A Player of the Year honors this season. The agile forward with a face-up game who can finish with either hand averaged 19.6 points and 9.0 rebounds for Lakewood Ranch. She is the school's all-time leading scorer and rebounding.

## South Carolina's Record When...

	vs. Ranked	SEC	Post Season	All
Record.....	9-1	14-2	5-0	29-4
Playing a ranked opponent.....	9-1	3-0	2-0	9-1
Playing at home.....	3-0	7-1	2-0	15-1
Playing on the road.....	3-1	7-1		10-3
Playing at neutral site.....	3-0		3-0	4-0
Leading at half.....	7-0	13-1	4-0	26-1
Trailing at half.....	1-1	1-1	1-0	2-3
Tied at half.....	1-0	0-0	0-0	1-0
Playing an overtime game.....	0-0	0-0	0-0	0-0
0 players score in double figures.....	0-0			0-0
1 player scores in double figures.....	0-0			0-0
2 players score in double figures.....	2-0	2-1	1-0	3-1
3 players score in double figures.....	2-1	6-0	2-0	12-2
4 players score in double figures.....	3-0	3-1	2-0	8-1
5 players score in double figures.....	2-0	3-0		6-0
More than 5 players in double figures.....	0-0			0-0
Starters out-score opponent's starters.....	8-0	13-0	4-0	27-0
Starters equal/exceed opponent team total.....	5-0	10-0	3-0	21-0
Opponent's starters score equal/more.....	1-1	1-2	1-0	2-4
Bench out-scores opponent's bench.....	4-1	9-1	3-0	17-2
Opponent's bench scores equal/more.....	5-0	5-1	2-0	12-2
No reserve scores in double figures.....	4-0	8-1	2-0	15-2
At least one reserve scores in double figures.....	4-1	6-1	3-0	14-2
More than one reserve scores in double figures.....	0-0	0-0	0-0	0-0
Shooting 50% or better.....	3-0	7-0	2-0	12-0
Shooting between 40-49%.....	5-0	5-2	3-0	14-3
Shooting between 30-39%.....	1-1	2-0	0-0	3-1
Shooting less than 30%.....	0-0	0-0	0-0	0-0
Opponent shoots 50% or better.....	0-0	0-0	0-0	0-1
Opponent shoots between 40-49%.....	4-1	4-2	2-0	8-3
Opponent shoots between 30-39%.....	4-0	5-0	1-0	8-0
Opponent shoots less than 30%.....	1-0	5-0	2-0	13-0
Shooting better than opponent.....	9-0	12-0	5-0	27-0
Shooting worse than/equal to opponent.....	0-1	2-2	0-0	2-4
Having more FTs made than opponent.....	8-1	10-1	5-0	23-2
Having equal/less FTs made than opponent.....	1-0	4-1	0-0	6-2
Out-rebounding opponent.....	6-0	11-1	2-0	22-2
Having equal/less rebounds than opponent.....	3-1	3-1	3-0	7-2
Having fewer TOs than opponent.....	3-0	9-1	4-0	20-1
Having equal or more TOs than opponent.....	6-1	5-1	1-0	9-3
Attempting more FT than 3FG.....	8-0	11-2	4-0	23-2
Attempting equal/less FT than 3FG.....	1-1	3-0	1-0	6-2
Making 5 or more 3FGs.....	2-1	9-1	1-0	14-3
Making less than 5 3FGs.....	7-0	5-1	4-0	15-1
Making no 3 FGs.....	0-0	0-0	0-0	0-0
Attempting 15 or more 3FGs.....	2-1	7-1	1-0	12-3
Attempting less than 15 3FGs.....	7-0	7-1	4-0	17-1
No South Carolina players foul out.....	8-1	12-1	5-0	24-3
One or more SC players foul out.....	1-0	2-1	0-0	5-1
No opposing players foul out.....	1-0	8-2	3-0	16-3
One or more opposing players foul out.....	8-1	6-0	2-0	13-1

	vs. Ranked	SEC	Post Season	All
Assist on at least half of field goals made.....	7-1	11-0	5-0	24-2
Assist on at least 2/3 of field goals made.....	1-0	3-0	0-0	4-0
Assist on less than half of field goals made.....	2-0	3-2	0-0	5-2
Scoring more pts. in paint than opponent.....	7-0	12-1	3-0	25-1
Scoring equal/less pts. in paint than opp.....	2-1	2-1	2-0	4-3
Scoring more pts. off TOs than opponent.....	5-0	12-1	4-0	24-1
Scoring equal/less pts. off TOs than opp.....	4-1	2-1	1-0	5-3
Scoring more 2nd-chance pts.....	5-0	9-0	2-0	19-0
Scoring equal/less 2nd-chance pts.....	4-1	5-2	3-0	10-4
Scoring more fast break pts.....	4-0	10-0	3-0	21-0
Scoring equal/less fast break pts.....	5-1	4-2	2-0	8-4
Wearing white uniforms.....	6-0	7-2	5-0	18-2
Wearing black uniforms.....	2-0	4-0		7-1
Wearing garnet uniforms.....	1-1	2-0		3-1
Wearing pink uniforms.....	0-0	1-0		1-0
Playing in November.....	2-0			5-0
Playing in December.....	2-0			5-1
Playing in January.....	1-0	8-1		8-1
Playing in February.....	2-1	6-1		6-2
Playing in March.....	2-0		5-0	5-0
Playing during the day.....	4-0	5-1	2-0	11-2
Playing at night.....	5-1	9-1	3-0	18-2
Playing on Sunday.....	4-0	5-1	2-0	11-2
Playing on Monday.....	2-1	1-1		3-2
Playing on Tuesday.....	0-0			1-0
Playing on Wednesday.....	0-0			1-0
Playing on Thursday.....	2-0	8-0		10-0
Playing on Friday.....	0-0		2-0	2-0
Playing on Saturday.....	1-0		1-0	1-0
Margin is less than 5 pts.....	1-0	2-2	1-0	3-2
Margin is between 5-9.....	3-0	1-0		3-0
Margin is between 10-19.....	4-1	6-0	2-0	9-2
Margin is between 20-29.....	1-0	2-0	1-0	5-0
Margin is between 30-39.....	0-0	2-0		3-0
Margin is between 40-49.....	0-0	1-0		3-0
Margin is 50 pts. or more.....	0-0	0-0	1-0	3-0
Having a 20-pt. scorer.....	8-0	9-1	4-0	18-1
Having a 30-pt. scorer.....	2-0	0-0	0-0	2-0
Scoring 49 points or less.....	0-0	0-0		0-0
Scoring 50-59 points.....	1-1	0-0	1-0	1-1
Scoring 60-69 points.....	2-0	5-1		6-2
Scoring 70-79 points.....	2-0	3-1	2-0	8-1
Scoring 80-89 points.....	2-0	4-0	1-0	7-0
Scoring 90-99 points.....	2-0	2-0	1-0	7-0
Scoring 100 points or more.....	0-0	0-0		0-0
Opponent scores 49 points or less.....	1-0	6-0	3-0	13-0
Opponent scores 50-59 points.....	2-0	1-0		4-0
Opponent scores 60-69 points.....	3-1	6-1	1-0	8-2
Opponent scores 70-79 points.....	1-0	0-1	1-0	1-2
Opponent scores 80-89 points.....	2-0	1-0		2-0
Opponent scores 90-99 points.....	0-0	0-0		0-0
Opponent scores 100 points or more.....	0-0	0-0		0-0



## 2016-17 Team High/Low - All Games

South Carolina Highs	South Carolina Lows	Category	Opponent Lows	Opponent Highs
98 vs. Minnesota, 12/11	55 at UConn, 2/13	Points in Game	30, at Savannah St., 12/21	87, Kentucky, 2/26
64 (1st) vs. Saint Peter's, 11/22	23 (1st) at Georgia, 1/26	Points in a Half	12 (1st), at Savannah St., 12/21 12 (2nd), Hampton, 11/20	47 (2nd), Kentucky, 2/26
37 (1st) vs. Saint Peter's, 11/22	6 (1st) vs. UCLA, 12/18	Points in a Quarter	4 (4th), vs. Mississippi State, 3/5 4 (4th), Saint Peter's, 11/22 4 (4th), Hampton, 11/20	32 (4th), Kentucky, 2/26
38 vs. Minnesota, 12/11	20 at UConn, 2/13 20 at Georgia, 1/26 20 vs. Mississippi State, 1/23	Field Goals Made	11, at Savannah St., 12/21	30, Kentucky, 2/26 30, at Duke, 12/4
72 vs. Minnesota, 12/11	42 vs. Mississippi State, 1/23	Field Goal Attempts	47, Auburn, 2/9	78, UCLA, 12/18
.618 (34-55) vs. Kentucky, 2/26	.333 (22-66) vs. UCLA, 12/18	FG Percentage	.216 (11-51), at Sav. St., 12/21	.500 (30-60), at Duke, 12/4
16 vs. Minnesota, 12/11	1 vs. UCLA, 12/18	3-Point FG Made	0, vs. Mississippi State, 3/5	10, Minnesota, 12/11
33 vs. Minnesota, 12/11	3 vs. UCLA, 12/18	3-Point FG Attempts	6, at LSU, 1/15	29, at Arkansas, 2/5
.500 (14-28), at Auburn, 1/5	.154 (2-13) at Savannah St., 12/21	3-Point FG Percentage	.000 (0-15), vs. Miss. St., 3/5	.467 (7-15), Georgia, 1/12
30 at Texas, 12/1	3 at Auburn, 1/5	Free Throws Made	2, Saint Peter's, 11/22	17, Clemson, 12/15 17, at Ohio State, 11/14
41 at Ohio State, 11/14	4, at Auburn, 1/5	Free Throw Attempts	2, Saint Peter's, 11/22	24, at Ohio State, 11/14
.938 (15-16) at Texas A&M, 2/23	.484 (15-31) vs. Vanderbilt, 2/16	FT Percentage	.333 (3-9), Mississippi State, 1/23	1.00 (10-10), at UConn, 2/13
54 vs. UCLA, 12/18	26 vs. Kentucky, 3/4 26 at Missouri, 2/19	Rebounds	24, Saint Peter's, 11/22	47, UCLA, 12/18
29 vs. Minnesota, 12/11	5 at Texas, 12/1	Assists	3, at Savannah St., 12/21	20, at UConn, 2/13
17 vs. Saint Peter's, 11/22	4 at Auburn, 1/5 4 vs. UCLA, 12/18	Steals	2, UNC Asheville, 3/17 2, Kentucky, 3/4 2, at Texas A&M, 2/23 2, Vanderbilt, 2/16 2, at Ohio State, 11/14	14, at Duke, 12/4
11 vs. Clemson, 12/15	3 vs. UNC Asheville, 3/17 3 at Duke, 12/4	Blocked Shots	0, Arizona State, 3/19	9, at Texas, 12/1
19 at Duke, 12/4	5 vs. UNC Asheville, 3/17 5 vs. Vanderbilt, 2/16	Turnovers	9, Tennessee, 1/30 9, Mississippi State, 1/23 9, UCLA, 12/18	24, Hampton, 11/20
22 at Florida, 1/8	4 vs. Saint Peter's, 11/22	Fouls	9, at Savannah St., 12/21	29, at Texas, 12/1 29, at Ohio State, 11/14
22 at Ohio State, 11/14				

## 2016-17 Team High/Low - SEC Games Only

South Carolina Highs	South Carolina Lows	Category	Opponent Lows	Opponent Highs
95 vs. Kentucky, 2/26	60 at Missouri, 2/19 60 vs. Auburn, 2/9	Points in Game	41, Auburn, 2/9	87, Kentucky, 2/26
52 (2nd) vs. Alabama, 1/1	23 (1st) at Georgia, 1/26	Points in a Half	15 (1st) at Georgia, 1/26	47 (2nd), Kentucky, 2/26
31 (3rd) vs. Alabama, 1/1	10 (2nd) vs. Tennessee, 1/30	Points in a Quarter	5 (2nd), at Florida, 1/8	32 (4th), Kentucky, 2/26
10 (2nd) vs. Georgia, 1/12				
34 vs. Kentucky, 2/26	20 at Georgia, 1/26	Field Goals Made	12, Vanderbilt, 2/16	30, Kentucky, 2/26
34 vs. Alabama, 1/1	20 vs. Mississippi State, 1/23			
69 at Florida, 1/8	42 vs. Mississippi State, 1/23	Field Goal Attempts	47, Auburn, 2/9	67, Kentucky, 2/26
.618 (34-55) vs. Kentucky, 2/26	.351 (20-57) at Georgia, 1/26	FG Percentage	.222 (12-53), Vanderbilt, 2/16	.492 (29-59), Tennessee, 1/30
14 at Auburn, 1/5	2 vs. Kentucky, 2/26 2 vs. Ole Miss, 1/19	3-Point FG Made	1, at Georgia, 1/26 1, at LSU, 1/15	9, Kentucky, 2/26
28 at Auburn, 1/5	7 vs. Kentucky, 2/26	3-Point FG Attempts	6, at LSU, 1/15	29, at Arkansas, 2/5
.500 (14-28) at Auburn, 1/5	.167 (3-18) at Missouri, 2/19 .167 (3-18) vs. Vanderbilt, 2/16	3-Point FG Percentage	.100 (1-10), at Georgia, 1/26	.467 (7-15), Georgia, 1/12
25 vs. Kentucky, 2/26	3 at Auburn, 1/17	Free Throws Made	3, at Georgia, 1/26 3, Mississippi State, 1/23	23, vs. Vanderbilt, 2/16
34 vs. Kentucky, 2/26	4 at Auburn, 1/5	Free Throw Attempts	8, Auburn, 2/9 8, at Arkansas, 2/5 8, at Georgia, 1/26	28, vs. Vanderbilt, 2/16
.938 (15-16) at Texas A&M, 2/23	.484 (15-31) vs. Vanderbilt, 2/16	FT Percentage	.333 (3-9), Mississippi State, 1/23	.875 (7-8), at Arkansas, 2/5
48 at Florida, 1/8	26 at Missouri, 2/19	Rebounds	27, Alabama, 1/1	42, at Florida, 1/8
20 at Auburn, 1/5	9 26 at Missouri, 2/19	Assists	6, at Auburn, 1/5	19, Georgia, 1/12
13 at Texas A&M, 2/23	4 vs. Kentucky, 2/26	Steals	2, at Texas A&M, 2/23 2, Vanderbilt, 2/16	8, Auburn, 2/9 8, Mississippi State, 1/23 8, at LSU, 1/15
13 vs. Georgia, 1/12	4 at Auburn, 1/5			
13 at Florida, 1/8				
10 vs. Alabama, 1/1	1 vs. Georgia, 1/12	Blocked Shots	0, at Kentucky, 2/2	5, at Georgia, 1/26
17 at Kentucky, 2/2	5 vs. Vanderbilt, 2/16	Turnovers	9, Kentucky, 2/26 9, Tennessee, 1/30 9, Mississippi State, 1/23	22, at Florida, 1/8 22, Alabama, 1/1
22 at Florida, 1/8	10 vs. Auburn, 2/9	Fouls	11, Auburn, 2/9 11, at Auburn, 1/5	28, Vanderbilt, 2/16

## 2016-17 Individual Superlatives - All Games

Category	South Carolina	Opponent
<b>Points in Game</b>	37 by Kaela Davis at Ohio State, 11/14	31 by Makayla Epps, Kentucky, 3/4
<b>Points in a Half</b>	22 (2nd) by Kaela Davis at Ohio State, 11/14	20 (2nd) by Sophie Cunningham, at Missouri, 2/19
<b>Points in a Quarter</b>	19 (1st) by Kaela Davis at Auburn, 1/5	12 (4th) by Makayla Epps, at Kentucky, 2/2
<b>Field Goals Made</b>	12 by A'ja Wilson at Texas, 12/1 12 by Alaina Coates vs. Hampton, 11/20	12 by Makayla Epps, Kentucky, 3/4
<b>Field Goal Attempts</b>	21 by Kaela Davis at Ohio State, 11/14	26 by Makayla Epps, Kentucky, 3/4
<b>FG Percentage</b>	.889 (8-9) by Alaina Coates at Kentucky, 2/2 .889 (8-9) by Alaina Coates vs. Saint Peter's, 11/22	.800 (8-10) by Mercedes Russell, Tennessee, 1/30
<b>3-Point FG Made</b>	6 by Kaela Davis vs. Minnesota, 12/11	4 Rebecca Greenwell, at Duke, 12/4
<b>3-Point FG Attempts</b>	10 by Kaela Davis vs. Minnesota, 12/11	11 by Kelsey Mitchell, at Ohio State, 11/14
<b>3-Point FG Percentage</b>	1.00 (4-4) by Kaela Davis vs. Saint Peter's, 11/22	.750 (3-4) by Sabrina Haines, Arizona State, 3/19 .750 (3-4) by Curtyce Knox, at Texas A&M, 2/23 .750 (3-4) by Dominique Dillingham, Mississippi State, 1/23 .750 (3-4) by Julie Brosseau, Maine, 11/21
<b>Free Throws Made</b>	14 by A'ja Wilson vs. Hampton, 11/20	12 by Jamie Nared, Tennessee, 1/30
<b>Free Throw Attempts</b>	16 by Kaela Davis at Ohio State, 11/14	15 by Jamie Nared, Tennessee, 1/30
<b>FT Percentage</b>	1.00 (14-14) by A'ja Wilson vs. Hampton, 11/20	1.000 (9-9) by Taylor Murray, Kentucky, 2/26
<b>Rebounds</b>	19 by Alaina Coates at Arkansas, 2/5	22 by Monique Billings, UCLA, 12/18
<b>Assists</b>	8 by Tyasha Harris vs. Kentucky, 2/26	10 by Curtyce Knox, at Texas A&M, 2/23
<b>Steals</b>	5 by A'ja Wilson vs. Vanderbilt, 2/16 5 by Allisha Gray at Savannah State, 12/21 5 by Bianca Cuevas-Moore vs. Saint Peter's, 11/22	5 by Leaonna Odom, at Duke, 12/4
<b>Blocked Shots</b>	7 by A'ja Wilson vs. Georgia, 3/3/17	6 by Kelsey Lang, at Texas, 12/1
<b>Turnovers</b>	7 by Kaela Davis at Missouri, 2/19	7 by Morgan William, vs. Mississippi State, 3/5

## 2016-17 Individual Superlatives - SEC Games Only

Category	South Carolina	Opponent
<b>Points in Game</b>	26 by A'ja Wilson vs. Mississippi State, 1/23	29 by Taylor Murray, Kentucky, 2/26
<b>Points in a Half</b>	21 (2nd) by Kaela Davis at Auburn, 1/5	20 (2nd) by Sophie Cunningham, at Missouri, 2/19
<b>Points in a Quarter</b>	19 (1st) by Kaela Davis at Auburn, 1/5	12 (4th) by Makayla Epps, at Kentucky, 2/2
<b>Field Goals Made</b>	10 by A'ja Wilson vs. Kentucky, 2/26 10 by A'ja Wilson vs. Mississippi State, 1/23	10 by Sophie Cunningham, at Missouri, 2/19 10 by Chloe Jackson, at LSU, 1/15
<b>Field Goal Attempts</b>	18 by Kaela Davis at Auburn, 1/5	22 by Makayla Epps, at Kentucky, 2/2
<b>FG Percentage</b>	.889 (8-9) by Alaina Coates at Kentucky, 2/2	.800 (8-10) by Mercedes Russell, Tennessee, 1/30
<b>3-Point FG Made</b>	5 by Bianca Cuevas-Moore at Auburn, 1/5 5 by Kaela Davis at Auburn, 1/5	3 by Makenzie Cann, Kentucky, 2/26 3 by Curtyce Knox, at Texas A&M, 2/23 3 by Aaliyah Wilson, at Arkansas, 2/5 3 by Dominique Dillingham, Mississippi State, 1/23 3 by Mackenzie Engram, Georgia, 1/12
<b>3-Point FG Attempts</b>	9 by Kaela Davis at Auburn, 1/5	9 by Makenzie Cann, Kentucky, 2/26
<b>3-Point FG Percentage</b>	.833 (5-6) by Bianca Cuevas-Moore at Auburn, 1/5	.750 (3-4) by Curtyce Knox, at Texas A&M, 2/23 .750 (3-4) by Dominique Dillingham, Mississippi State, 1/23
<b>Free Throws Made</b>	9 by A'ja Wilson at Georgia, 1/26	12 by Jamie Nared, Tennessee, 1/30
<b>Free Throw Attempts</b>	14 by A'ja Wilson at Georgia, 1/26	15 by Jamie Nared, Tennessee, 1/30
<b>FT Percentage</b>	1.000 (6-6) Bianca Cuevas-Moore, at Missouri, 2/19	1.000 (9-9) by Taylor Murray, Kentucky, 2/26
<b>Rebounds</b>	19 by Alaina Coates at Arkansas, 2/5	12 by Marqu'es Webb, Vanderbilt, 2/16
<b>Assists</b>	8 by Tyasha Harris vs. Kentucky, 2/26	10 by Curtyce Knox, at Texas A&M, 2/23
<b>Steals</b>	6 by Bianca Cuevas-Moore at Texas A&M, 2/23	3 by Jamie Nared, Tennessee, 1/30 3 by Mackenzie Engram, at Georgia, 1/26 3 by Morgan William, Mississippi State, 1/23 3 by Delicia Washington, at Florida, 1/8
<b>Blocked Shots</b>	5 by A'ja Wilson at Kentucky, 2/2	3 by Caliya Robinson, at Georgia, 1/26
<b>Turnovers</b>	7 by Kaela Davis at Missouri, 2/19	6 by Curtyce Knox, at Texas A&M, 2/23 6 by Lianna Doty, at Missouri, 2/19

## Gamecock Career Highs

### Araion Bradshaw

<b>Pts</b>	3, 4x, last at Georgia, 1/26/17
<b>FG</b>	1, 5x, last at Georgia, 1/26/17
<b>FGA</b>	4 at Savannah State, 12/21/16
<b>FG %</b>	.333 (1-3) vs. Minnesota, 12/11/16
<b>3FG</b>	1, 4x, last at Georgia, 1/26/17
<b>3FGA</b>	2, 3x, last at Georgia, 1/26/17
<b>FT</b>	2, 2x, last at Texas A&M, 2/23/17
<b>FTA</b>	2, 5x, last vs. UNC Asheville, 3/17/17
<b>FT %</b>	1.000 (2-2), 2x, last at Texas A&M, 2/23/17
<b>Off Reb</b>	1, 4x, last, at Arkansas, 2/5/17
<b>Reb</b>	3, 2x, last at Arkansas, 2/5/17
<b>Stl</b>	2 vs. Hampton, 11/20/16
<b>Asst</b>	2, 2x, last vs. Alabama, 1/1/17
<b>Min</b>	15, 2x, last at Savannah State, 12/21/16

### Doniyah Cliney

<b>Pts</b>	11 vs. Georgia, 3/3/17
<b>FG</b>	4 vs. Georgia, 3/3/17
<b>FGA</b>	8 vs. Georgia, 3/3/17
<b>FG %</b>	.750 (3-4) vs. Kentucky, 2/4/16
<b>3FG</b>	1, 8x, vs. Georgia, 3/3/17
<b>3FGA</b>	2, 5x, last vs. Ole Miss, 1/19/17
<b>FT</b>	4 vs. UCLA, 12/18/16
<b>FTA</b>	6, 2x, last vs. UCLA, 12/18/16
<b>FT %</b>	1.000 (2-2), 4x, last vs. Kentucky, 3/4/17
<b>Reb</b>	9 vs. Clemson, 12/15/16
<b>Off Reb</b>	4, 2x, last at Arkansas, 2/5/17
<b>Blk</b>	2 vs. Arizona State, 3/19/17
<b>Stl</b>	3, 2x, last at Arkansas, 2/5/17
<b>Asst</b>	6, 2x, last at Kentucky, 2/2/17
<b>Min</b>	30 vs. Minnesota, 12/11/16

### Alaina Coates

<b>Pts</b>	29 vs. Winthrop, 12/13/15
<b>FG</b>	13 vs. Winthrop, 12/13/15
<b>FGA</b>	16, 2x, last vs. Hampton, 11/20/16
<b>FG %</b>	1.000 (7-7) vs. SC St, 12/22/13
<b>FT</b>	11 at San Diego St., 11/23/13
<b>FTA</b>	15 at San Diego St., 11/23/13
<b>FT %</b>	1.000 (10-10) vs. North Carolina, 3/27/15
<b>Reb</b>	19 at Arkansas, 2/5/17
<b>Off Reb</b>	8 vs. Auburn, 3/4/16
<b>Def Reb</b>	16 at Kentucky, 2/2/17
<b>Blk</b>	10 vs. Winthrop, 12/13/15
<b>Stl</b>	4, 2x, last vs. Louisville, 11/27/16
<b>Asst</b>	6 at Texas A&M, 1/31/16
<b>Min</b>	38 at Texas A&M, 1/31/16

### Bianca Cuevas-Moore

<b>Pts</b>	25 vs. Georgia, 1/12/17
<b>FG</b>	10 vs. Georgia, 1/12/17
<b>FGA</b>	17 vs. Georgia, 1/12/17
<b>FG %</b>	.833 (5-6) at Hampton, 12/17/14
<b>3FG</b>	5 at Auburn, 1/5/17
<b>3FGA</b>	7 at Duke, 12/4/16
<b>3FG %</b>	.833 (5-6) at Auburn, 1/5/17
<b>FT</b>	9 at Ole Miss, 2/1/15
<b>FTA</b>	11 at Ole Miss, 2/1/15
<b>FT %</b>	1.000 (6-6), 2x, last at Missouri, 2/19/17
<b>Reb</b>	6, 2x, last at Georgia, 1/26/17
<b>Off Reb</b>	3 vs. Alabama, 1/29/15
<b>Blk</b>	2, 2x, last vs. UConn, 2/8/16
<b>Stl</b>	6 at Texas A&M, 2/23/17
<b>Asst</b>	7 at Auburn, 1/5/17
<b>Min</b>	36, 2x, last at Texas A&M, 2/23/17

### Kaela Davis

<b>Pts</b>	37 at Ohio State, 11/14/16
<b>FG</b>	10 at Ohio State, 11/14/16
<b>FGA</b>	21 at Ohio State, 11/14/16
<b>FG %</b>	.727 (8-11) vs. Kentucky, 2/26/17
<b>3FG</b>	6 vs. Minnesota, 12/11/16
<b>3FGA</b>	10 vs. Minnesota, 12/11/16
<b>3FG %</b>	1.000 (4-4) vs. Saint Peter's, 11/22/16
<b>FT</b>	13 at Ohio State, 11/14/16
<b>FTA</b>	16 at Ohio State, 11/14/16
<b>FT %</b>	1.000 (4-4) at Texas, 12/1/16
<b>Reb</b>	11 at Texas A&M, 2/23/17
<b>Off Reb</b>	4 vs. UNC Asheville, 3/17/17
<b>Stl</b>	3, 3x, last at Kentucky, 2/2/17
<b>Asst</b>	5, 3x, last vs. Auburn, 2/9/17
<b>Min</b>	36 at Ohio State, 11/14/16

### Tiffany Davis

<b>Pts</b>	11 vs. Ole Miss, 1/30/14
<b>FG</b>	3 vs. Savannah State, 12/28/13
<b>FGA</b>	6 vs. SC State, 12/22/13
<b>FG %</b>	1.000 (3-3) vs. Savannah State, 12/28/13
<b>3FG</b>	2, 3x, last vs. Ole Miss, 1/30/14
<b>3FGA</b>	5 vs. Winthrop, 12/20/13
<b>3FG %</b>	1.000 (2-2), 3x, last vs. Ole Miss, 1/30/14
<b>FT</b>	4 at Tennessee, 3/2/14
<b>FTA</b>	4 at Tennessee, 3/2/14
<b>FT %</b>	1.000 (4-4) at Tennessee, 3/2/14
<b>Reb</b>	6 at Arkansas, 1/2/14
<b>Off Reb</b>	2 vs. Arkansas, 1/2/14
<b>Stl</b>	5 vs. Elon, 11/9/12
<b>Asst</b>	3, 5x, last vs. UNC Asheville, 3/17/17
<b>Min</b>	30 at Arkansas, 1/2/14

### Allisha Gray

<b>Pts</b>	24 at Ohio State, 11/14/16
<b>FG</b>	11 vs. UNC Asheville, 3/17/17
<b>FGA</b>	18 at Ohio State, 11/14/16
<b>FG %</b>	.875 (7-8) at LSU, 1/15/17
<b>3FG</b>	4, 2x, last at Florida, 1/8/17
<b>3FGA</b>	10 vs. Minnesota, 12/11/16
<b>3FG %</b>	1.000 (2-2) at LSU, 1/15/17
<b>FT</b>	7 vs. Kentucky, 2/26/17
<b>FTA</b>	9 vs. Kentucky, 2/26/17
<b>FT %</b>	1.000 (5-5) at LSU, 1/15/17
<b>Reb</b>	12 vs. UNC Asheville, 3/17/17
<b>Off Reb</b>	7 vs. UNC Asheville, 3/17/17
<b>Blk</b>	3 at LSU, 1/15/17
<b>Stl</b>	5 at Savannah State, 12/21/16
<b>Asst</b>	7 vs. Minnesota, 12/11/16
<b>Min</b>	38, 4x, last at UConn, 2/13/17

### Tyasha Harris

<b>Pts</b>	13 vs. Kentucky, 2/26/17
<b>FG</b>	5 at Savannah State, 12/21/16
<b>FGA</b>	11 at UConn, 2/13/17
<b>FG %</b>	1.000 (3-3) vs. Kentucky, 2/26/17
<b>3FG</b>	3, 2x, last vs. Georgia, 1/12/17
<b>3FGA</b>	8 at UConn, 2/13/17
<b>3FG %</b>	.750 (3-4) vs. Minnesota, 12/11/16
<b>FT</b>	6, 2x, last vs. Kentucky, 2/26/17
<b>FTA</b>	8, 2x, last vs. Kentucky, 2/26/17
<b>FT %</b>	.750 (6-8), 2x, last vs. Kentucky, 2/26/17
<b>Reb</b>	5, 2x, last vs. UNC Asheville, 3/17/17
<b>Stl</b>	4 vs. Georgia, 1/12/17
<b>Asst</b>	8 vs. Kentucky, 2/26/17
<b>Min</b>	38 vs. Tennessee, 1/30/17

### Mikiah Herbert Harrigan

<b>Pts</b>	17 vs. Kentucky, 3/4/17
<b>FG</b>	7 vs. Kentucky, 3/4/17
<b>FGA</b>	11, 2x, last at Texas A&M, 2/23/17
<b>FG %</b>	1.000 (5-5) vs. Vanderbilt, 2/16/17
<b>3FGA</b>	2 vs. Saint Peter's, 11/22/16
<b>FT</b>	5 vs. Louisville, 11/27/16
<b>FTA</b>	5, 2x, last vs. Louisville, 11/27/16
<b>FT %</b>	1.000 (5-5) vs. Louisville, 11/27/16
<b>Reb</b>	10 vs. Georgia, 3/3/17
<b>Off Reb</b>	4 vs. Hampton, 11/20/16
<b>Def Reb</b>	7 vs. Georgia, 3/3/17
<b>Blk</b>	4 vs. Alabama, 1/1/17
<b>Stl</b>	2 vs. Saint Peter's, 11/22/16
<b>Asst</b>	2, 4x, vs. Minnesota, 12/11/16
<b>Min</b>	25, 2x, last vs. Georgia, 1/12/17

### Victoria Patrick

<b>Pts</b>	4, 2x, last at Savannah State, 12/21/16
<b>FG</b>	1, 7x, last at Arkansas, 2/5/17
<b>FGA</b>	6 vs. UNC Asheville, 3/17/17
<b>3FG</b>	1, 8x, last vs. UNC Asheville, 3/17/17
<b>3FGA</b>	5 vs. UNC Asheville, 3/17/17
<b>FT</b>	1, 3x, last vs. Alabama, 1/1/17
<b>FTA</b>	3 at Savannah State, 12/21/16
<b>Reb</b>	2, 4x, last vs. Vanderbilt, 2/16/17
<b>Off Reb</b>	1, 3x, last vs. Vanderbilt, 2/16/17
<b>Stl</b>	2 vs. Saint Peter's, 11/22/16
<b>Asst</b>	2 at Savannah State, 12/21/16
<b>Min</b>	15, 3x, last vs. UNC Asheville, 3/17/17

### A'ja Wilson

<b>Pts</b>	31 at Texas, 12/1/16
<b>FG</b>	12 at Texas, 12/1/16
<b>FGA</b>	19, 2x, last vs. Texas A&M, 1/17/16
<b>FG %</b>	.875 (7-8) vs. Maine, 11/21/16
<b>FT</b>	14 vs. Hampton, 11/20/16
<b>FTA</b>	15 vs. LSU, 2/12/15
<b>FT %</b>	1.000 (14-14) vs. Hampton, 11/20/16
<b>Reb</b>	19 at Kentucky, 3/1/15
<b>Off Reb</b>	7 at Alabama, 2/22/16
<b>Def Reb</b>	14 at Kentucky, 3/1/15
<b>Blk</b>	8, 2x, last vs. Texas A&M, 1/17/16
<b>Stl</b>	5 vs. Vanderbilt, 2/16/17
<b>Asst</b>	5 vs. Louisville, 11/27/16
<b>Min</b>	39 at Texas A&M, 1/31/16



## The Last Time...

## Individual

## Scored 50 Points

**South Carolina** 51, Jocelyn Penn vs. Stetson, 1/4/03  
**Opponent** Never

## Scored 40 Points

**South Carolina** 51, Jocelyn Penn vs. Stetson, 1/4/03  
**Opponent** 46, Cornelia Gayden, LSU, 1/14/95

## Scored 30 Points

**South Carolina** 31, A'ja Wilson at Texas, 12/1/16  
**Opponent** 31, Makayla Epps, Kentucky, 3/4/17

## Grabbed 20 Rebounds

**South Carolina** 25, Kelsey Bone vs. Boston University, 12/28/09  
**Opponent** 22, Monique Billings, UCLA, 12/18/16

## Grabbed 15 Rebounds

**South Carolina** 15, A'ja Wilson at Texas A&M, 2/23/17  
**Opponent** 22, Monique Billings, UCLA, 12/18/16

## Two Players with 20 or More Points

**South Carolina** A'ja Wilson 21/Kaela Davis 20 vs. Arizona State, 3/19/17  
**Opponent** Makayla Epps 31/Evelyn Akhator 24, Kentucky, 3/4/17

## Two Players with 10 or More Rebounds

**South Carolina** A'ja Wilson 15/Kaela Davis 11 at Texas A&M, 2/23/17  
**Opponent** Breanna Stewart 10/Gabby Williams 10, UConn, 2/8/16

## Had 10 Assists

**South Carolina** 10, Tina Roy vs. Savannah State, 12/14/14  
**Opponent** 10, Curtyce Knox, at Texas A&M, 2/23/17

## Had Five Steals

**South Carolina** 6, Bianca Cuevas-Moore at Texas A&M, 2/23/17  
**Opponent** 5, Leaonna Odom, at Duke, 12/4/16

## Had Five Blocked Shots

**South Carolina** 7, A'ja Wilson vs. Georgia, 3/3/17  
**Opponent** 6, Kelsey Lang, at Texas, 12/1/16

## Had a Double-Double

**South Carolina** A'ja Wilson (21 pts/11 rebs) vs. Arizona State, 3/19/17  
**Opponent** Teaira McCowan (15 pts/12 rebs) vs. Mississippi State, 3/5/17

## Two Players had a Double-Double

**South Carolina** Alaina Coates (14 pts/13 rebs)/A'ja Wilson (23 pts/13 rebs) at Florida, 1/8/17  
**Opponent** Sheila Boykin (12 pts/12 rebs)/Danielle Ballard (16 pts/12 rebs), LSU, 2/12/15

## Three Players had a Double-Double

**South Carolina** Ashley Bruner (16 pts/12 rebs)/Aleighsa Welch (16 pts/ 11 rebs)/Elem Ibiam (12 pts/10 rebs) vs. Kansas, 3/25/13  
**Opponent** Merlakia Jones (26 pts/10 rebs)/Takilya Davis (19 pts/13 rebs)/DeLisha Milton (14 pts/15 rebs), at Florida, 2/20/94

## Had a Triple-Double

**South Carolina** Alaina Coates (29 pts/16 rebs/10 blks) vs. Winthrop, 12/13/15  
**Opponent** Never

## Team

## Scored 100 Points

**South Carolina** 102 at Alabama, 1/8/15  
**Opponent** 103, Clemson, 11/21/03

## Won by 30 or More Points

**South Carolina** 82-51 (31) vs. Vanderbilt, 2/16/17  
**Opponent** 66-34 (32), Georgia, 3/4/11

## Shot 65% or Better from the Field

**South Carolina** .652 (45-69) vs. East Tennessee State, 12/19/00  
**Opponent** Never

## Shot 60% or Better from the Field

**South Carolina** .618 (34-55) vs. Kentucky, 2/26/17  
**Opponent** .604 (29-48), Vanderbilt, 1/18/01

## Shot 50% or Better from the Field

**South Carolina** .569 (37-65) vs. UNC Asheville, 3/17/17  
**Opponent** .500 (30-60) at Duke, 12/4/16

## No Players in Double-Figure Points

**South Carolina** at Auburn, 1/19/12  
**Opponent** Arkansas, 1/3/16

## Five Players in Double-Figure Points

**South Carolina** vs. Kentucky, 2/26/17  
**Opponent** Arkansas, 2/14/10

## More Than Five Players in Double-Figure Points

**South Carolina** 6 vs. Syracuse, 3/22/15  
**Opponent** 6 at Georgia, 2/13/03

## Faced AP Top-25 Opponent

**Win** 95-87 vs. No. 22 Kentucky, 2/26/17  
**Loss** 89-77 vs. No. 20 Kentucky, 3/4/17

## Faced AP Top-10 Opponent

**Win** 66-57 vs. No. 9 UCLA, 12/18/16  
**Loss** 59-49 vs. No. 6 Mississippi State, 3/5/17

## Faced AP Top-5 Opponent

**Win** 64-61 vs. No. 4 Mississippi State, 1/23/17  
**Loss** 87-62 at No. 2 UConn, 2/9/15

## Faced AP No. 1 Team

**Win** Never  
**Loss** 55-66 at No. 1 UConn, 2/13/17

## Overtime Game

**Win** 58-55 vs. Drexel, 11/28/12  
**Loss** 65-57 at Texas A&M, 1/16/14

## Double-Overtime Game

**Win** 92-91 at Florida State, 2/4/91  
**Loss** 92-94 at Clemson, 11/19/09

## South Carolina Was Ranked (AP Poll)

**No. 1** 2/9/15  
**Top 5** No. 3, 3/13/17  
**Top 10** No. 7, 2/20/17  
**Top 25** No. 13, 12/30/13

## South Carolina Single-Quarter Records

*Italics indicates set in 2016-17*

### TEAM

#### Scoring

Most	Points
1. vs. Saint Peter's, 11/22/16, 1st qtr.	37
2. vs. Arkansas, 1/3/16, 2nd qtr.	35
3. vs. Minnesota, 12/11/16, 2nd qtr.	33
4. vs. Hampton, 11/20/16, 2nd qtr.	32
5. vs. Kentucky, 2/26/17, 4th qtr.	30
vs. Kentucky, 3/5/16, 4th qtr.	30
vs. Ohio State, 11/13/15, 1st qtr.	30

#### Fewest

Fewest	Points
1. at Mississippi State, 1/24/16, 1st qtr.	7
2. vs. Saint Peter's, 11/22/16, 4th qtr.	8
vs. UConn, 2/8/16, 3rd qtr.	8
vs. UConn, 2/8/16, 1st qtr.	8
at Texas A&M, 1/31/16, 2nd qtr.	8
at Tennessee, 2/15/16, 1st qtr.	8
at Kentucky, 1/14/16, 1st qtr.	8

#### Fewest Allowed

Fewest Allowed	Points
1. vs. Mississippi State, 3/5/17, 4th qtr.	4
vs. Saint Peter's, 11/22/16, 4th qtr.	4
vs. Hampton, 11/20/16, 4th qtr.	4
vs. Georgia, 2/18/16, 2nd qtr.	4
5. vs. Maine, 11/21/16, 1st qtr.	5
vs. Auburn, 3/4/16, 2nd qtr.	5
at Ole Miss, 2/25/16, 2nd qtr.	5
at Auburn, 1/21/16, 2nd qtr.	5
vs. Missouri, 1/10/16, 1st qtr.	5

#### Most Allowed

Most Allowed	Points
1. vs. Kentucky, 2/26/17, 4th qtr.	32
2. vs. Syracuse, 3/25/16, 4th qtr.	30
3. vs. Ohio State, 11/13/15, 1st qtr.	26
4. vs. Arizona State, 3/19/17, 2nd qtr.	24
vs. Kentucky, 3/4/17, 3rd qtr.	24
vs. Tennessee, 1/30/17, 4th qtr.	24
vs. Georgia, 2/18/16, 4th qtr.	24
vs. Missouri, 1/10/16, 4th qtr.	24

#### Margin of Difference

Lead	Score	Margin
1. vs. Arkansas, 1/3/16, 2nd qtr.	35-9	+26
2. vs. Saint Peter's, 11/22/16, 1st qtr.	37-12	+25
3. at Auburn, 1/5/17, 1st qtr.	29-6	+23
4. vs. Arkansas, 1/3/16, 3rd qtr.	29-7	+22
5. vs. Winthrop, 12/13/15, 1st qtr.	26-7	+19
at Clemson, 11/18/15, 3rd qtr.	27-8	+19

#### Deficit

Deficit	Score	Margin
1. vs. Syracuse, 3/25/16, 4th qtr.	16-30	-14
2. vs. UConn, 2/8/16, 3rd qtr.	8-19	-11
at Texas A&M, 1/31/16, 2nd qtr.	8-19	-11
4. vs. Arizona State, 3/19/17, 2nd qtr.	14-24	-10
vs. Georgia, 1/12/17, 2nd qtr.	10-20	-10

#### Field Goals

Made	FGM
1. vs. Saint Peter's, 11/22/16, 1st qtr.	15
2. vs. Arkansas, 1/3/16, 2nd qtr.	14
3. vs. Kentucky, 3/4/17, 1st qtr.	13
4. vs. Minnesota, 12/11/16, 3rd qtr.	12
vs. Minnesota, 12/11/16, 2nd qtr.	12
vs. Ohio State, 11/13/15, 4th qtr.	12
vs. UNCG, 11/15/15, 3rd qtr.	12

#### Attempts

Attempts	FGA
1. at Auburn, 1/5/17, 1st qtr.	22
2. vs. Vanderbilt, 2/16/17, 1st qtr.	21
vs. Tennessee, 1/30/17, 1st	21
vs. Minnesota, 12/11/16, 1st qtr.	21
vs. Saint Peter's, 11/22/16, 1st qtr.	21
vs. Kentucky, 3/5/16, 1st qtr.	21
vs. Ole Miss, 1/28/16, 1st qtr.	21
vs. Ohio State, 11/13/15, 4th qtr.	21

#### Highest Percentage

Highest Percentage	FGM-A	Pct
1. vs. Kentucky, 3/5/16, 4th qtr.	11-13	.846
2. vs. Hampton, 12/16/15, 3rd qtr.	8-10	.800
3. vs. LSU, 2/28/16, 2nd qtr.	7-9	.778
4. at Clemson, 11/18/15, 3rd qtr.	9-12	.750
5. vs. Arkansas, 1/3/16, 2nd qtr.	14-19	.737

#### Lowest Percentage

Lowest Percentage	FGM-A	Pct
1. vs. Georgia, 1/12/17, 2nd qtr.	1-12	.083
2. vs. UCLA, 12/18/16, 1st qtr.	2-15	.133
3. vs. UConn, 2/8/16, 3rd qtr.	3-17	.176
4. vs. Georgia, 2/18/16, 1st qtr.	2-11	.182
at Mississippi State, 1/24/16, 1st qtr.	2-11	.182

#### Lowest %age Allowed

Lowest %age Allowed	FGM-A	Pct
1. vs. Vanderbilt, 2/16/17, 4th qtr.	1-16	.063
2. vs. UNC Asheville, 3/17/17, 3rd qtr.	1-15	.067
3. at Florida, 1/8/17, 2nd qtr.	1-14	.071
4. at Auburn, 1/5/17, 4th qtr.	1-12	.083
5. at Ole Miss, 2/25/16, 2nd qtr.	2-18	.111
vs. Missouri, 1/0/16, 1st qtr.	2-18	.111

#### Highest %age Allowed

Highest %age Allowed	FGM-A	Pct
1. at LSU, 1/15/17, 2nd qtr.	9-12	.750
2. vs. Tennessee, 1/30/17, 4th qtr.	9-13	.692
vs. Mississippi St., 1/23/17, 2nd qtr.	9-13	.692
4. vs. Kentucky, 3/4/17, 1st qtr.	10-16	.625
5. at Vanderbilt, 1/7/16, 2nd qtr.	8-13	.615

#### Rebounding

Total	Rebs
1. at Ohio state, 11/14/16, 1st qtr.	20
2. vs. Clemson, 12/15/16, 2nd qtr.	18
vs. Kansas State, 3/20/16, 3rd qtr.	18
at Alabama, 2/22/16, 4th qtr.	18
5. at Florida, 1/18/17, 2nd qtr.	17
vs. Clemson, 12/15/16, 4th qtr.	17
vs. Louisville, 11/27/16, 3rd qtr.	17
vs. Hampton, 11/20/16, 4th qtr.	17
vs. Ohio State, 11/13/15, 3rd qtr.	17

#### Margin

Margin	Rebs	Margin
1. at Alabama, 2/22/16, 4th qtr.	18-3	+15
2. vs. Clemson, 12/15/16, 2nd qtr.	18-4	+14
3. vs. Saint Peter's, 11/22/16, 1st qtr.	16-3	+13
vs. Hampton, 12/16/15, 4th qtr.	15-2	+13
5. vs. Mississippi State, 3/5/17, 4th qtr.	16-5	+11
at Ohio State, 11/14/16, 1st qtr.	20-9	+11
vs. Kansas State, 3/20/16, 3rd qtr.	18-7	+11
vs. Hampton, 12/16/15, 2nd qtr.	16-5	+11

### INDIVIDUAL

#### Scoring

Most	Points
1. Kaela Davis at Auburn, 1/5/17, 1st qtr.	19
2. Tina Roy vs. Arkansas, 1/3/16, 3rd qtr.	15
3. Kaela Davis vs. Minnesota, 12/11/16, 2nd qtr.	14
Tina Roy vs. Syracuse, 3/25/16, 2nd qtr.	14
5. B. Cuevas-Moore vs. UNCA, 3/17/17, 2nd qtr.	12
Allisha Gray vs. Mississippi St., 1/23/17, 3rd qtr.	12
Alaina Coates vs. Hampton, 11/20/16, 2nd qtr.	12
Alaina Coates vs. Kentucky, 2/4/16, 4th qtr.	12
A'ja Wilson, vs. Duke, 12/6/15, 3rd qtr.	12
A'ja Wilson vs. Ohio State, 11/13/15, 4th qtr.	12

#### Rebounding

Most	Rebs
1. Alaina Coates at Arkansas, 2/5/17, 1st qtr.	9
Alaina Coates at Georgia, 1/26/17, 2nd qtr.	9
3. A'ja Wilson vs. Mississippi State, 3/5/17, 4th qtr.	8
Alaina Coates vs. Georgia, 1/12/17, 1st qtr.	8
A'ja Wilson at Florida, 1/8/17, 2nd qtr.	8
A'ja Wilson vs. UCLA, 12/18/16, 4th qtr.	8
Alaina Coates vs. Louisville, 11/27/16, 3rd qtr.	8
Alaina Coates vs. Hampton, 11/20/16, 3rd qtr.	8
Alaina Coates vs. Ole Miss, 1/28/16, 2nd qtr.	8

## Staley Era Team Records

*Italics indicates set in 2016-17*

### Scoring

Most	Points
1. vs. Savannah State, 12/14/14	111
2. at Alabama, 1/8/15	102
3. vs. Clemson, 11/20/14	99
vs. Ole Miss, 1/30/14	99
vs. Charleston Southern, 11/9/13	99

Fewest	Points
1. at Stanford, 11/26/10	32
2. vs. Georgia, 3/4/11	34
3. vs. Mississippi State, 3/5/09	39
4. at Georgia, 1/13/13	40
5. at Mississippi State, 2/26/09	41

Fewest Allowed	Points
1. vs. South Carolina State, 12/14/11	21
2. vs. Presbyterian, 11/27/11	24
3. vs. NC Central, 12/1/14	26
vs. SC State, 12/22/13	26
5. vs. NC Central, 12/2/13	27

Most Allowed	Points
1. at Clemson, 11/19/09	94
2. vs. North Carolina, 12/20/09	93
3. vs. Kentucky, 2/26/17	87
at Connecticut, 2/9/15	87
5. vs. Xavier, 11/12/10	84

### Margin of Outcome

Victory	Score	Margin
1. vs. Charleston Southern, 11/8/13	99-29	+70
2. vs. NC Central, 12/1/14	90-26	+64
3. vs. Savannah State, 12/14/14	111-49	+62
4. vs. Clemson, 11/20/14	99-41	+58
5. vs. Saint Peter's, 11/22/16	93-38	+55

Defeat	Score	Margin
1. at Stanford, 11/26/10	32-70	-38
2. vs. Georgia, 3/4/11	34-66	-32
3. vs. Stanford, 12/19/08	47-78	-31
4. at Penn State, 11/21/10	48-78	-30
5. vs. Connecticut, 12/28/08	48-77	-29

### Field Goals

Made	FGM
1. vs. Charleston Southern, 11/8/13	39
2. vs. Minnesota, 12/11/16	38
vs. Savannah State, 12/14/14	38
vs. Clemson, 11/20/14	38
5. vs. UNC Asheville, 3/17/17	37
vs. Saint Peter's, 11/22/16	37
vs. Kentucky, 3/5/16	37
at Alabama, 1/8/15	37
vs. Central Michigan, 12/20/14	37

Attempts	FGA
1. vs. Penn State, 11/20/11	76
2. at Clemson, 11/19/09	74
3. vs. Tennessee, 1/20/11	73
4. vs. Minnesota, 12/11/16	72
vs. Central Michigan, 12/20/14	72
vs. Clemson, 11/20/14	72
vs. Kansas, 3/25/13	72

Highest Percentage (Min. 40 FGA)	FGM-A	Pct
1. vs. Savannah State, 3/20/15	34-53	.642
2. at Alabama, 1/8/15	37-58	.638
3. vs. Kentucky, 2/26/17	34-55	.618
4. vs. Florida State, 3/29/15	30-49	.612
5. vs. Charleston Southern, 11/14/13	39-64	.609

Lowest Percentage (Min. 40 FGA)	FGM-A	Pct
1. at Stanford, 11/26/10	12-55	.218
2. vs. Georgia, 3/4/11	12-52	.231
3. at Florida, 1/20/13	15-64	.234
4. at Kentucky, 2/5/09	13-55	.236
5. at Georgia, 1/2/11	13-54	.241

Lowest %age Allowed (Min. 40 FGA)	FGM-A	Pct
1. vs. South Carolina State, 12/14/11	6-48	.125
2. vs. NC Central, 12/2/13	8-50	.160
3. vs. Charleston Southern, 11/8/13	10-54	.185
4. vs. Arkansas, 3/6/15	11-57	.193
vs. Hampton, 11/22/12	11-57	.193

Highest %age Allowed (Min. 40 FGA)	FGM-A	Pct
1. vs. Connecticut, 12/28/08	35-62	.565
vs. Florida, 1/9/11	26-46	.565
3. vs. Xavier, 11/12/10	34-61	.557
4. at Connecticut, 2/9/15	31-56	.554
5. at Kentucky, 1/13/11	30-55	.545

### 3-Point Field Goals

Made	3FGM
1. vs. Minnesota, 12/11/16	16
2. at Auburn, 1/5/17	14
3. vs. Kentucky, 3/5/16	12
4. vs. Arkansas, 1/3/16	11
at Alabama, 1/8/15	11

Attempts	3FGA
1. vs. Minnesota, 12/11/16	33
2. vs. Syracuse, 3/25/16	32
3. vs. Penn State, 11/20/11	29
4. at Auburn, 1/5/17	28
vs. College of Charleston, 11/14/13	28
vs. North Carolina, 12/19/10	28

Percentage (Min. 5 3FGA)	3FGM-A	Pct
1. vs. Oregon State, 3/25/14	4-6	.667
vs. Ole Miss, 1/30/14	4-6	.667
vs. Savannah State, 12/28/13	4-6	.667
vs. Western Carolina, 12/29/12	6-9	.667
at Alabama, 1/10/10	8-12	.667
vs. Charlotte, 12/21/08	8-12	.667

### Free Throws

Made	FTM
1. vs. Savannah State, 12/14/14	34
vs. Oregon State, 3/25/14	34
3. vs. Missouri, 1/10/16	32
vs. Ole Miss, 1/30/14	32
at Mississippi State, 1/6/12	32

Attempts	FTA
1. at Mississippi State, 1/6/13	50
2. vs. Savannah State, 12/28/13	48
3. vs. Savannah State, 12/14/14	47
4. vs. Missouri, 2/2/14	46
5. vs. Seton Hall, 11/17/13	44
vs. South Carolina State, 12/21/12	44

Percentage (Min. 10 FTA)	FTM-A	Pct
1. at Texas A&M, 2/23/17	15-16	.923
2. vs. Alabama, 1/19/14	10-11	.909
3. at Arkansas, 2/5/17	18-20	.900
4. vs. Auburn, 1/2/09	23-26	.885
5. at UCLA, 11/22/15	14-16	.875
vs. San Diego State, 11/28/09	14-16	.875

### Rebounding

Total	Rebs
1. vs. College of Charleston, 11/14/13	62
2. at Florida, 1/20/13	59
3. at Alabama, 2/22/16	58
4. vs. Hampton, 11/22/12	57
5. vs. Savannah State, 12/14/14	56

Margin	Rebs	Margin
1. vs. Savannah State, 12/14/14	56-21	+35
2. vs. Hampton, 12/16/15	52-19	+33
3. at Alabama, 2/7/13	53-24	+29
4. at Alabama, 2/22/16	58-31	+28
vs. Hampton, 12/17/14	48-21	+27

Offensive	Off. Rebs
1. vs. Elon, 11/9/12	29
2. vs. College of Charleston, 11/23/11	27
3. vs. Kansas, 3/25/13	26
at Florida, 1/20/13	26
5. vs. Savannah State, 11/15/12	25
vs. Penn State, 11/20/11	25
at Penn State, 11/21/10	25

### Turnovers

Fewest	TOs
1. at Tennessee, 2/2/12	4
2. vs. UNC Asheville, 3/17/17	5
vs. Vanderbilt, 2/16/17	5
vs. CSU Bakersfield, 11/28/15	5
at Clemson, 11/18/15	5
vs. Syracuse, 11/28/14	5
vs. Tennessee, 2/23/15	5
at Missouri, 2/28/13	5
vs. Georgia, 3/2/12	5
vs. Ole Miss, 3/3/11	5

Most	TOs
1. at Wake Forest, 12/3/08	32
2. at Ole Miss, 2/25/16	29
vs. Hampton, 11/22/12	29
vs. Kentucky, 1/15/12	29
4. at Kentucky, 1/13/11	28

### Assists

1. vs. Minnesota, 12/11/16	29
2. vs. NC Central, 12/1/14	26
3. vs. Winthrop, 12/13/15	25
vs. UNCG, 11/15/15	25
vs. San Diego State, 11/23/14	25
vs. Clemson, 11/20/14	25
vs. Alabama, 1/19/14	25
vs. Charleston Southern, 11/8/13	25

### Steals

1. vs. NC Central, 12/1/14	21
vs. Furman, 12/11/11	21
3. vs. San Diego State, 11/23/14	18
4. vs. Saint Peter's, 11/22/16	17
vs. Charleston Southern, 11/8/13	17

### Blocked Shots

1. vs. Winthrop, 12/13/15	16
2. vs. Arkansas, 3/6/15	15
3. at Mississippi State, 2/6/14	14
vs. Kentucky, 1/9/14	14
5. at Kentucky, 3/1/15	12
vs. Charleston Southern, 11/8/13	12



## Gamecock Individual Record Book Updates

*Italics indicates current student-athlete*

### Scoring

Total Career Points	Gms	Points
1. Sheila Foster (1979-82)	134	2266
2. Shannon Johnson (1993-96)	109	2230
3. Brantley Southers (1982-86)	120	1982
4. Jocelyn Penn (1999-2003)	117	1939
5. Tiffany Mitchell (2013-16)	139	1885
6. Schonna Banner (1987-90)	125	1791
7. Martha Parker (1986-89)	124	1728
8. Karen Middleton (1988-91)	128	1714
9. Evelyn Johnson (1980-83)	113	1620
10. <i>Alaina Coates (2014-present)</i>	133	1603

Career Field Goal Percentage	FGM-A	Pct.
1. <i>Alaina Coates (2014-present)</i>	597-963	.620
2. Jocelyn Penn (2012-15)	757-1277	.593
3. Aleighsa Welch (2012-15)	560-970	.577
4. Beth Hunt (1989-90)	558-967	.577
5. Schonna Banner (1987-90)	775-1426	.543

SEC Career Points	Gms	Points
1. Tiffany Mitchell (2013-16)	64	862
2. Shannon Johnson (1993-96)	44	836
3. Jocelyn Penn (1999-2003)	55	807
4. <i>A'ja Wilson (2015-present)</i>	46	733
5. Annie Lester (1997-2000)	54	731
6. <i>Alaina Coates (2014-present)</i>	52	727

SEC Single-Season Points	Gms	Points
1. Jocelyn Penn (2002-03)	13	280
2. Annie Lester (1997-98)	14	267
3. Shannon Johnson (1993-94)	11	262
4. <i>A'ja Wilson (2015-16)</i>	16	260
5. <i>A'ja Wilson (2016-17)</i>	14	255

Total Career Free Throws Made	Gms	Rebs
1. Shannon Johnson (1993-96)	109	478
2. Martha Parker (1986-89)	124	473
3. Tiffany Mitchell (2013-16)	139	447
4. Sheila Foster (1979-82)	134	418
5. Jocelyn Penn (1999-03)	117	411
6. <i>Alaina Coates (2014-present)</i>	133	409
7. <i>A'ja Wilson (2015-present)</i>	101	389

Total Career Free Throw Attempts	Gms	Rebs
1. Shannon Johnson (1993-96)	109	679
2. Martha Parker (1986-89)	124	641
3. Sheila Foster (1979-82)	134	624
4. <i>Alaina Coates (2014-present)</i>	133	638
5. Jocelyn Penn (1999-03)	117	604
6. Tiffany Mitchell (2013-16)	139	578
7. <i>A'ja Wilson (2015-present)</i>	101	552
8. Aleighsa Welch (2012-15)	137	545

### Rebounding

Total Career Rebounds	Gms	Rebs
1. Sheila Foster (1979-82)	134	1427
2. <i>Alaina Coates (2014-present)</i>	133	1230
3. Marsha Williams (1990-93)	116	1026
4. Aleighsa Welch (2012-15)	137	956
5. Schonna Banner (1987-90)	125	901

Total Career Offensive Rebounds	Gms	DR
1. Aleighsa Welch (2012-15)	137	449
2. Marsha Williams (1990-93)	116	427
3. <i>Alaina Coates (2014-present)</i>	133	380
4. Annie Lester (1997-2000)	110	348
5. Jocelyn Penn (1999-03)	117	345

Total Career Defensive Rebounds	Gms	DR
1. <i>Alaina Coates (2014-present)</i>	133	850
2. Marsha Williams (1990-93)	116	599
3. Petra Ujhelyi (2000-03)	119	579
4. <i>A'ja Wilson (2015-present)</i>	101	522
5. Aleighsa Welch (2012-15)	137	507

SEC Career Rebounds	Gms	Rebs
1. <i>Alaina Coates (2014-present)</i>	62	599
2. Aleighsa Welch (2012-15)	62	430
3. Annie Lester (1997-2000)	54	376
4. <i>A'ja Wilson (2015-present)</i>	46	374
5. Petra Ujhelyi (2000-03)	56	363

SEC Career Defensive Rebounds	Gms	Rebs
1. <i>Alaina Coates (2014-present)</i>	62	437
2. <i>A'ja Wilson (2015-present)</i>	46	250
3. Petra Ujhelyi (2000-03)	56	249
4. Aleighsa Welch (2012-15)	62	240
5. Iva Sliskovic (2004-07)	56	210
Annie Lester (1997-2000)	54	210

Total Single-Season Defensive Rebs.	Gms	DR
1. <i>Alaina Coates (2015-16)</i>	34	253
2. Beth Hunt (1989-90)	33	230
3. <i>Alaina Coates (2016-17)</i>	28	208
4. <i>Alaina Coates (2013-14)</i>	34	203
5. <i>A'ja Wilson (2015-16)</i>	33	199

SEC Single-Season Rebounds	Gms	Rebs
1. <i>Alaina Coates (2015-16)</i>	16	177
2. <i>Alaina Coates (2016-17)</i>	15	166
3. Kelsey Bone (2009-10)	16	138
4. <i>A'ja Wilson (2015-16)</i>	16	136
<i>Alaina Coates (2013-14)</i>	16	136

SEC Single-Season Defensive Rebs.	Gms	DR
1. <i>Alaina Coates (2015-16)</i>	16	140
2. <i>Alaina Coates (2016-17)</i>	15	123
3. <i>Alaina Coates (2013-14)</i>	16	100
4. Kelsey Bone (2009-10)	16	99
5. <i>A'ja Wilson (2015-16)</i>	16	93

### Double-Doubles

Total Career	Gms	Tot.
1. Sheila Foster (1979-82)	134	72
2. <i>Alaina Coates (2014-present)</i>	133	57
3. Marsha Williams (1990-93)	116	44
4. Denise Nanney (1975-77)	78	42
5. Katrina Anderson (1978-79)	71	41
6. Sharon Gilmore (1983-86)	110	32
7. Brantley Southers (1982-86)	120	29
8. <i>A'ja Wilson (2015-present)</i>	101	28
9. Beth Hunt (1989-90)	63	27
10. Schonna Banner (1987-90)	125	25

SEC Career	Gms	Tot.
1. <i>Alaina Coates (2014-present)</i>	62	27
2. <i>A'ja Wilson (2015-present)</i>	46	13
3. Marsha Williams (1992-93)	22	11
4. Aleighsa Welch (2012-15)	62	10
Annie Lester (1997-2000)	54	10

Single-Season	Gms	Tot.
1. Katrina Anderson (1977-78)	34	25
2. Sheila Foster (1980-81)	34	23
3. Denise Nanney (1974-75)	30	22
4. <i>Alaina Coates (2015-16)</i>	35	20
Sheila Foster (1981-82)	31	20
Sheila Foster (1979-80)	36	20
7. Marsha Williams (1991-92)	28	17
8. Katrina Anderson (1978-79)	37	16
9. <i>Alaina Coates (2016-17)</i>	28	15
Beth Hunt (1989-90)	33	15

SEC Single-Season	Gms	Tot.
1. <i>Alaina Coates (2015-16)</i>	16	10
2. <i>Alaina Coates (2016-17)</i>	15	7
3. Marsha Williams (1991-92)	11	6
4. <i>A'ja Wilson (2016-17)</i>	14	5
<i>A'ja Wilson (2015-16)</i>	16	5
Alaina Coates (2014-15)	15	5
Alaina Coates (2013-14)	16	5
Aleighsa Welch (2013-14)	16	5
Annie Lester (1997-98)	14	5
Marsha Williams (1992-93)	11	5

### Blocks

Total Career	Gms	Blocks
1. <i>A'ja Wilson (2015-present)</i>	101	245
2. <i>Alaina Coates (2014-present)</i>	133	210
3. Lakesha Tolliver (2004-07)	112	177
4. Elem Ibiam (2012-15)	126	164
5. Michelle Murray (1990-93)	96	148

SEC Career	Gms	Blocks
1. <i>A'ja Wilson (2015-present)</i>	46	116
2. <i>Alaina Coates (2014-present)</i>	62	92
3. Aleisha Welch (201-15)	62	73
Petra Ujhelyi (2000-03)	56	72
5. Elem Ibiam (2012-15)	57	69

Total Single-Season	Gms	Blocks
1. <i>A'ja Wilson (2015-16)</i>	32	103
2. Elem Ibiam (2013-14)	34	83
3. <i>A'ja Wilson (2016-17)</i>	31	77
4. <i>Alaina Coates (2013-14)</i>	34	73
5. <i>A'ja Wilson (2014-15)</i>	37	65

SEC Single-Season	Gms	Blocks
1. <i>A'ja Wilson (2015-16)</i>	16	53
2. Elem Ibiam (2013-14)	16	44
3. <i>Alaina Coates (2013-14)</i>	16	35
4. <i>A'ja Wilson (2014-15)</i>	16	32
5. <i>A'ja Wilson (2016-17)</i>	14	31
Aleighsa Welch (2013-14)	16	31



**2016-17 South Carolina Basketball**  
**South Carolina Combined Team Statistics (as of Mar 19, 2017)**  
**All games**



RECORD:	OVERALL	HOME	AWAY	NEUTRAL
ALL GAMES	29-4	15-1	10-3	4-0
CONFERENCE	14-2	7-1	7-1	0-0
NON-CONFERENCE	15-2	8-0	3-2	4-0

##	Player	gp-gs	min	avg	Total		3-Point		F-Throw		Rebounds				pf	dq	a	to	blk	stl	pts	avg			
					fg-fga	fg%	3fg-fga	3fg%	ft-fga	ft%	off	def	tot	avg											
22	WILSON, A'ja	31-31	877	28.3	206-352	.585	0-1	.000	138-188	.734	79	158	237	7.6	68	1	44	58	77	36	550	17.7			
41	COATES, Alaina	28-27	749	26.8	140-209	.670	0-0	.000	82-126	.651	92	208	300	10.7	66	1	45	39	39	32	362	12.9			
10	GRAY, Allisha	33-32	934	28.3	155-306	.507	34-107	.318	77-107	.720	63	91	154	4.7	71	1	85	44	19	44	421	12.8			
03	DAVIS, Kaela	33-32	909	27.5	140-385	.364	54-157	.344	70-88	.795	33	94	127	3.8	79	1	75	74	0	33	404	12.2			
01	CUEVAS-MOORE, Bia	33-15	750	22.7	95-240	.396	35-92	.380	62-79	.785	14	50	64	1.9	50	0	63	50	2	55	287	8.7			
52	HARRIS, Tyasha	33-23	852	25.8	64-153	.418	23-73	.315	24-37	.649	4	53	57	1.7	51	0	109	52	7	31	175	5.3			
21	HERBERT HARRIGAN	33-3	550	16.7	67-142	.472	1-4	.250	36-51	.706	37	75	112	3.4	55	2	18	37	37	13	171	5.2			
04	CLINEY, Doniyah	33-1	579	17.5	29-71	.408	6-19	.316	25-43	.581	38	55	93	2.8	45	0	40	34	3	32	89	2.7			
00	PATRICK, Victoria	22-0	140	6.4	9-34	.265	8-27	.296	3-9	.333	3	8	11	0.5	8	0	4	4	2	3	29	1.3			
12	BRADSHAW, Araion	22-0	143	6.5	5-19	.263	4-10	.400	7-10	.700	4	12	16	0.7	17	0	13	10	0	6	21	1.0			
15	DAVIS, Tiffany	17-1	117	6.9	4-22	.182	2-17	.118	5-7	.714	3	12	15	0.9	6	0	6	5	1	1	15	0.9			
Team											44	66	110												8
Total.....		33	6600		914-1933	.473	167-507	.329	529-745	.710	414	882	1296	39.3	516	6	502	415	187	286	2524	76.5			
Opponents.....		33	6600		702-1984	.354	148-551	.269	322-461	.698	420	671	1091	33.1	641	21	347	505	88	184	1874	56.8			

TEAM STATISTICS	SC	OPP	Date	Opponent	Score	Att.
SCORING	2524	1874	11/14/16	at #7/6 Ohio State	w 92-80	6683
Points per game	76.5	56.8	@ 11/20/16	HAMPTON	w 92-38	11795
Scoring margin	+19.7	-	@ 11/21/16	MAINE	w 79-42	11057
FIELD GOALS-ATT	914-1933	702-1984	@ 11/22/16	SAINT PETER'S	w 93-38	11455
Field goal pct	.473	.354	@ 11/27/16	vs #4/4 Louisville	w 83-59	1812
3 POINT FG-ATT	167-507	148-551	12/01/16	at #14/15 Texas	w 76-67	3330
3-point FG pct	.329	.269	12/04/16	at Duke	L 63-74	6036
3-pt FG made per game	5.1	4.5	12/11/16	MINNESOTA	w 98-58	12461
FREE THROWS-ATT	529-745	322-461	12/15/16	CLEMSON	w 83-61	11916
Free throw pct	.710	.698	12/18/16	#9/9 UCLA	w 66-57	13367
F-Throws made per game	16.0	9.8	12/21/16	at Savannah State	w 70-30	1411
REBOUNDS	1296	1091	* 01/01/17	ALABAMA	w 93-45	12069
Rebounds per game	39.3	33.1	* 01/05/17	at Auburn	w 73-47	2144
Rebounding margin	+6.2	-	* 01/08/17	at Florida	w 81-62	2232
ASSISTS	502	347	* 01/12/17	GEORGIA	w 66-63	12043
Assists per game	15.2	10.5	* 01/15/17	at LSU	w 84-61	2840
TURNOVERS	415	505	* 01/19/17	OLE MISS	w 65-46	12518
Turnovers per game	12.6	15.3	* 01/23/17	#4/4 MISSISSIPPI ST.	w 64-61	13120
Turnover margin	+2.7	-	* 01/26/17	at Georgia	w 62-44	3540
Assist/turnover ratio	1.2	0.7	* 01/30/17	TENNESSEE	L 74-76	13690
STEALS	286	184	* 02/02/17	at #25/- Kentucky	w 75-63	5533
Steals per game	8.7	5.6	* 02/05/17	at Arkansas	w 79-49	1650
BLOCKS	187	88	* 02/09/17	AUBURN	w 60-41	13360
Blocks per game	5.7	2.7	02/13/17	at #1/1 UConn	L 55-66	10167
ATTENDANCE	196431	80540	* 02/16/17	VANDERBILT	w 82-51	13089
Home games-Avg/Game	16-12277	13-4443	* 02/19/17	at Mizzou	L 60-62	5789
Neutral site-Avg/Game	-	4-5696	* 02/23/17	at Texas A&M	w 80-64	6402
Score by Periods	1st	2nd	3rd	4th	Totals	
South Carolina	657	645	618	604	2524	
Opponents	438	465	462	509	1874	
						* 02/26/17
						#22/- KENTUCKY
						w 95-87
						18000
						^ 03/03/17
						vs Georgia
						w 72-48
						5702
						^ 03/04/17
						vs #20/24 Kentucky
						w 89-77
						7554
						^ 03/05/17
						vs #6/7 Mississippi State
						w 59-49
						7715
						\$ 03/17/17
						UNC ASHEVILLE
						w 90-40
						8215
						03/19/17
						ARIZONA STATE
						w 71-68
						8276

\* = Conference game

@ = Basketball Hall of Fame Women's Challenge (Columbia, S.C./Springfield, Mass.)

^ = SEC Tournament (Greenville, S.C.)

\$ = NCAA Tournament (Columbia, S.C.)



**2016-17 South Carolina Basketball**  
**South Carolina Combined Team Statistics (as of Feb 26, 2017)**  
**Conference games**



RECORD:	OVERALL	HOME	AWAY	NEUTRAL
ALL GAMES	14-2	7-1	7-1	0-0
CONFERENCE	14-2	7-1	7-1	0-0
NON-CONFERENCE	0-0	0-0	0-0	0-0

##	Player	gp-gs	min	avg	Total		3-Point		F-Throw		Rebounds			pf	dq	a	to	blk	stl	pts	avg			
					fg-fga	fg%	3fg-fga	3fg%	ft-fa	ft%	off	def	tot											
22	WILSON, A'ja	14-14	413	29.5	99-156	.635	0-1	.000	57-79	.722	41	78	119	8.5	27	0	21	27	31	18	255	18.2		
10	GRAY, Alisha	16-15	469	29.3	71-143	.497	18-55	.327	48-64	.750	34	41	75	4.7	37	1	40	25	11	24	208	13.0		
41	COATES, Alaina	15-15	425	28.3	75-113	.664	0-0	.000	40-63	.635	43	123	166	11.1	41	1	24	22	20	21	190	12.7		
03	DAVIS, Kaela	16-16	432	27.0	62-183	.339	19-71	.268	33-42	.786	12	38	50	3.1	40	0	30	33	0	15	176	11.0		
01	CUEVAS-MOORE, Bia	16-2	391	24.4	49-118	.415	19-46	.413	35-42	.833	5	21	26	1.6	24	0	24	25	0	20	152	9.5		
52	HARRIS, Tyasha	16-16	452	28.3	33-81	.407	13-41	.317	15-20	.750	1	29	30	1.9	27	0	60	25	5	21	94	5.9		
21	HERBERT HARRIGAN	16-1	215	13.4	26-59	.441	1-2	.500	6-11	.545	10	26	36	2.3	30	1	4	18	17	3	59	3.7		
04	CLINEY, Doniyah	16-0	270	16.9	11-33	.333	4-12	.333	6-14	.429	15	19	34	2.1	26	0	21	19	0	19	32	2.0		
12	BRADSHAW, Araion	11-0	52	4.7	2-9	.222	2-5	.400	6-8	.750	2	7	9	0.8	8	0	5	5	0	1	12	1.1		
15	DAVIS, Tiffany	6-1	28	4.7	2-5	.400	2-5	.400	0-0	.000	1	1	2	0.3	1	0	1	0	0	0	6	1.0		
00	PATRICK, Victoria	11-0	53	4.8	3-10	.300	2-7	.286	1-4	.250	1	4	5	0.5	5	0	0	0	1	1	9	0.8		
Team											17	28	45											
Total.....		16	3200	433-910		.476	80-245	.327	247-347	.712	182	415	597	37.3	266	3	230	203	85	143	1193	74.6		
Opponents.....		16	3200	342-930		.368	74-247	.300	164-242	.678	192	327	519	32.4	308	9	179	247	34	85	922	57.6		

TEAM STATISTICS	SC	OPP	Date	Opponent	Score	Att.
SCORING	1193	922	* 01/01/17	ALABAMA	w 93-45	12069
Points per game	74.6	57.6	* 01/05/17	at Auburn	w 73-47	2144
Scoring margin	+16.9	-	* 01/08/17	at Florida	w 81-62	2232
FIELD GOALS-ATT	433-910	342-930	* 01/12/17	GEORGIA	w 66-63	12043
Field goal pct	.476	.368	* 01/15/17	at LSU	w 84-61	2840
3 POINT FG-ATT	80-245	74-247	* 01/19/17	OLE MISS	w 65-46	12518
3-point FG pct	.327	.300	* 01/23/17	#4/4 MISSISSIPPI ST.	w 64-61	13120
3-pt FG made per game	5.0	4.6	* 01/26/17	at Georgia	w 62-44	3540
FREE THROWS-ATT	247-347	164-242	* 01/30/17	TENNESSEE	L 74-76	13690
Free throw pct	.712	.678	* 02/02/17	at #25/- Kentucky	w 75-63	5533
F-Throws made per game	15.4	10.3	* 02/05/17	at Arkansas	w 79-49	1650
REBOUNDS	597	519	* 02/09/17	AUBURN	w 60-41	13360
Rebounds per game	37.3	32.4	* 02/16/17	VANDERBILT	w 82-51	13089
Rebounding margin	+4.9	-	* 02/19/17	at Mizzou	L 60-62	5789
ASSISTS	230	179	* 02/23/17	at Texas A&M	w 80-64	6402
Assists per game	14.4	11.2	* 02/26/17	#22/- KENTUCKY	w 95-87	18000
TURNOVERS	203	247	* = Conference game			
Turnovers per game	12.7	15.4	@ = Basketball Hall of Fame Women's Challenge (Columbia, S.C./Springfield, Mass.)			
Turnover margin	+2.8	-				
Assist/turnover ratio	1.1	0.7				
STEALS	143	85				
Steals per game	8.9	5.3				
BLOCKS	85	34				
Blocks per game	5.3	2.1				
ATTENDANCE	107889	30130				
Home games-Avg/Game	8-13486	8-3766				
Neutral site-Avg/Game	-	0-0				

Score by Periods	1st	2nd	3rd	4th	Totals
South Carolina	328	283	289	293	1193
Opponents	202	234	217	269	922





**2016-17 South Carolina Basketball**  
**South Carolina Combined Team Statistics (as of Mar 05, 2017)**  
**vs Ranked Teams**



<b>RECORD:</b>	<b>OVERALL</b>	<b>HOME</b>	<b>AWAY</b>	<b>NEUTRAL</b>
ALL GAMES	9-1	3-0	3-1	3-0
CONFERENCE	3-0	2-0	1-0	0-0
NON-CONFERENCE	6-1	1-0	2-1	3-0

#	Player	gp-gs	min	avg	Total		3-Point		F-Throw		Rebounds			pf	dq	a	to	blk	stl	pts	avg	
					fg-fga	fg%	3fg-fga	3fg%	ft-fga	ft%	off	def	tot									
22	WILSON, A'ja	10-10	321	32.1	71-127	.559	0-0	.000	53-71	.746	22	61	83	8.3	25	1	15	28	32	12	195	19.5
03	DAVIS, Kaela	10-10	299	29.9	48-118	.407	15-39	.385	27-31	.871	4	34	38	3.8	27	0	20	31	0	12	138	13.8
10	GRAY, Allisha	10-9	309	30.9	43-87	.494	7-23	.304	27-40	.675	12	29	41	4.1	23	0	13	11	3	11	120	12.0
41	COATES, Alaina	9-8	234	26.0	34-56	.607	0-0	.000	38-54	.704	31	72	103	11.4	25	0	15	16	8	6	106	11.8
01	CUEVAS-MOORE, Bia	10-5	219	21.9	22-71	.310	7-21	.333	16-20	.800	6	13	19	1.9	21	0	15	16	0	10	67	6.7
52	HARRIS, Tyasha	10-6	287	28.7	18-45	.400	7-24	.292	16-24	.667	2	8	10	1.0	20	0	35	17	1	7	59	5.9
21	HERBERT HARRIGAN	10-1	162	16.2	19-37	.514	0-1	.000	8-11	.727	10	21	31	3.1	17	0	7	11	10	3	46	4.6
04	CLINEY, Doniyah	10-0	138	13.8	3-11	.273	1-4	.250	12-20	.600	6	11	17	1.7	16	0	12	5	0	2	19	1.9
15	DAVIS, Tiffany	4-1	17	4.3	1-2	.500	1-2	.500	1-2	.500	0	2	2	0.5	0	0	1	0	0	0	4	1.0
12	BRADSHAW, Araion	4-0	8	2.0	0-1	.000	0-0	.000	0-0	.000	0	0	0	0.0	1	0	0	1	0	0	0	0.0
00	PATRICK, Victoria	4-0	6	1.5	0-1	.000	0-1	.000	0-0	.000	0	0	0	0.0	0	0	0	0	0	0	0	0.0
Team											15	21	36				2					
Total.....		10	2000		259-556	.466	38-115	.330	198-273	.725	108	272	380	38.0	175	1	133	138	54	63	754	75.4
Opponents.....		10	2000		255-665	.383	48-197	.244	108-151	.715	144	208	352	35.2	229	13	121	128	39	53	666	66.6

<b>TEAM STATISTICS</b>	<b>SC</b>	<b>OPP</b>	<b>Date</b>	<b>Opponent</b>	<b>Score</b>	<b>Att.</b>
SCORING	754	666	11/14/16	at #7/6 Ohio State	w 92-80	6683
Points per game	75.4	66.6	@ 11/27/16	vs #4/4 Louisville	w 83-59	1812
Scoring margin	+8.8	-	12/01/16	at #14/15 Texas	w 76-67	3330
FIELD GOALS-ATT	259-556	255-665	12/18/16	#9/9 UCLA	w 66-57	13367
Field goal pct	.466	.383	* 01/23/17	#4/4 MISSISSIPPI ST.	w 64-61	13120
3 POINT FG-ATT	38-115	48-197	* 02/02/17	at #25/- Kentucky	w 75-63	5533
3-point FG pct	.330	.244	02/13/17	at #1/1 UConn	L 55-66	10167
3-pt FG made per game	3.8	4.8	* 02/26/17	#22/- KENTUCKY	w 95-87	18000
FREE THROWS-ATT	198-273	108-151	^ 03/04/17	vs #20/24 Kentucky	w 89-77	7554
Free throw pct	.725	.715	^ 03/05/17	vs #6/7 Mississippi State	w 59-49	7715
F-Throws made per game	19.8	10.8	* = Conference game			
REBOUNDS	380	352	@ = Basketball Hall of Fame Women's Challenge (Columbia, S.C./Springfield, Mass.)			
Rebounds per game	38.0	35.2	^ = SEC Tournament (Greenville, S.C.)			
Rebounding margin	+2.8	-				
ASSISTS	133	121				
Assists per game	13.3	12.1				
TURNOVERS	138	128				
Turnovers per game	13.8	12.8				
Turnover margin	-1.0	-				
Assist/turnover ratio	1.0	0.9				
STEALS	63	53				
Steals per game	6.3	5.3				
BLOCKS	54	39				
Blocks per game	5.4	3.9				
ATTENDANCE	44487	42794				
Home games-Avg/Game	3-14829	4-6428				
Neutral site-Avg/Game	-	3-5694				

<b>Score by Periods</b>	<b>1st</b>	<b>2nd</b>	<b>3rd</b>	<b>4th</b>	<b>Totals</b>
South Carolina	172	191	185	206	754
Opponents	165	154	170	177	666



**2016-17 South Carolina Basketball**  
**South Carolina Combined Team Statistics (as of Mar 19, 2017)**  
**NCAA Tournament**



<b>RECORD:</b>	<b>OVERALL</b>	<b>HOME</b>	<b>AWAY</b>	<b>NEUTRAL</b>
ALL GAMES	2-0	2-0	0-0	0-0
CONFERENCE	0-0	0-0	0-0	0-0
NON-CONFERENCE	2-0	2-0	0-0	0-0

##	Player	gp-gs	min	avg	Total		3-Point		F-Throw		Rebounds				pf	dq	a	to	blk	stl	pts	avg		
					fg-fga	fg%	3fg-fga	3fg%	ft-fa	ft%	off	def	tot	avg										
22	WILSON, A'ja	2-2	59	29.5	14-25	.560	0-0	.000	11-12	.917	6	10	16	8.0	5	0	1	2	3	1	39	19.5		
10	GRAY, Alisha	2-2	53	26.5	15-23	.652	0-1	.000	3-4	.750	9	11	20	10.0	5	0	5	2	1	0	33	16.5		
03	DAVIS, Kaela	2-2	54	27.0	8-23	.348	4-13	.308	6-8	.750	4	8	12	6.0	7	0	5	5	0	3	26	13.0		
01	CUEVAS-MOORE, Bia	2-2	47	23.5	9-18	.500	2-7	.286	5-5	1.000	0	2	2	1.0	3	0	3	2	0	8	25	12.5		
21	HERBERT HARRIGAN	2-0	41	20.5	6-9	.667	0-0	.000	7-8	.875	0	4	4	2.0	4	0	1	1	2	2	19	9.5		
52	HARRIS, Tyasha	2-2	58	29.0	3-4	.750	1-1	1.000	0-3	.000	0	6	6	3.0	5	0	10	2	0	1	7	3.5		
04	CLINEY, Doniyah	2-0	48	24.0	3-4	.750	0-0	.000	0-0	.000	3	1	4	2.0	1	0	2	2	2	4	6	3.0		
00	PATRICK, Victoria	1-0	15	15.0	1-6	.167	1-5	.200	0-0	.000	0	1	1	1.0	1	0	0	0	0	0	3	3.0		
15	DAVIS, Tiffany	1-0	14	14.0	0-3	.000	0-3	.000	2-2	1.000	0	2	2	2.0	2	0	3	0	0	0	2	2.0		
12	BRADSHAW, Araion	1-0	11	11.0	0-0	.000	0-0	.000	1-2	.500	0	1	1	1.0	2	0	1	1	0	1	1	1.0		
Team											2	4	6											
Total.....		2	400		59-115	.513	8-30	.267	35-44	.795	24	50	74	37.0	35	0	31	17	8	20	161	80.5		
Opponents.....		2	400		39-117	.333	10-26	.385	20-28	.714	27	35	62	31.0	37	1	20	29	1	10	108	54.0		



**2016-17 South Carolina Basketball**  
**South Carolina Combined Team Statistics (as of Mar 05, 2017)**  
**SEC Tournament**



<b>RECORD:</b>	<b>OVERALL</b>	<b>HOME</b>	<b>AWAY</b>	<b>NEUTRAL</b>
ALL GAMES	3-0	0-0	0-0	3-0
CONFERENCE	0-0	0-0	0-0	0-0
NON-CONFERENCE	3-0	0-0	0-0	3-0

##	Player	gp-gs	min	avg	Total		3-Point		F-Throw		Rebounds				pf	dq	a	to	blk	stl	pts	avg		
					fg-fga	fg%	3fg-fga	3fg%	ft-fa	ft%	off	def	tot	avg										
22	WILSON, A'ja	3-3	91	30.3	20-36	.556	0-0	.000	19-25	.760	5	19	24	8.0	7	0	1	3	16	5	59	19.7		
03	DAVIS, Kaela	3-3	92	30.7	19-38	.500	5-7	.714	6-6	1.000	0	9	9	3.0	8	0	7	6	0	2	49	16.3		
21	HERBERT HARRIGAN	3-2	73	24.3	11-16	.688	0-0	.000	6-8	.750	6	9	15	5.0	5	0	2	2	3	1	28	9.3		
01	CUEVAS-MOORE, Bia	3-1	83	27.7	7-19	.368	3-7	.429	8-10	.800	2	8	10	3.3	3	0	10	6	0	4	25	8.3		
10	GRAY, Alisha	3-3	87	29.0	10-23	.435	3-7	.429	2-2	1.000	4	7	11	3.7	6	0	3	3	1	3	25	8.3		
04	CLINEY, Doniyah	3-0	61	20.3	5-10	.500	1-2	.500	6-8	.750	2	7	9	3.0	3	0	8	2	0	0	17	5.7		
52	HARRIS, Tyasha	3-3	87	29.0	6-13	.462	2-4	.500	2-2	1.000	0	5	5	1.7	7	0	12	9	0	3	16	5.3		
41	COATES, Alaina	1-0	4	4.0	0-0	.000	0-0	.000	1-2	.500	0	1	1	1.0	0	0	1	0	0	0	1	1.0		
15	DAVIS, Tiffany	2-0	11	5.5	0-1	.000	0-1	.000	0-0	.000	0	0	0	0.0	2	0	0	1	0	0	0	0.0		
00	PATRICK, Victoria	2-0	6	3.0	0-0	.000	0-0	.000	0-0	.000	0	0	0	0.0	0	0	0	1	0	0	0	0.0		
12	BRADSHAW, Araion	2-0	5	2.5	0-0	.000	0-0	.000	0-0	.000	0	1	1	0.5	0	0	0	0	0	0	0	0.0		
Team											0	6	6											
Total.....		3	600		78-156	.500	14-28	.500	50-63	.794	19	72	91	30.3	41	0	44	35	20	18	220	73.3		
Opponents.....		3	600		69-195	.354	6-49	.122	30-36	.833	47	63	110	36.7	51	1	30	41	10	10	174	58.0		



**2016-17 South Carolina Basketball**  
**South Carolina Combined Team Statistics (as of Mar 19, 2017)**  
**Postseason**



<b>RECORD:</b>	<b>OVERALL</b>	<b>HOME</b>	<b>AWAY</b>	<b>NEUTRAL</b>
ALL GAMES	5-0	2-0	0-0	3-0
CONFERENCE	0-0	0-0	0-0	0-0
NON-CONFERENCE	5-0	2-0	0-0	3-0

##	Player	gp-gs	min	avg	Total		3-Point		F-Throw		Rebounds			pf	dq	a	to	blk	stl	pts	avg	
					fg-fga	fg%	3fg-fga	3fg%	ft-fga	ft%	off	def	tot									
22	WILSON, A'ja	5-5	150	30.0	34-61	.557	0-0	.000	30-37	.811	11	29	40	8.0	12	0	2	5	19	6	98	19.6
03	DAVIS, Kaela	5-5	146	29.2	27-61	.443	9-20	.450	12-14	.857	4	17	21	4.2	15	0	12	11	0	5	75	15.0
10	GRAY, Allisha	5-5	140	28.0	25-46	.543	3-8	.375	5-6	.833	13	18	31	6.2	11	0	8	5	2	3	58	11.6
01	CUEVAS-MOORE, Bia	5-3	130	26.0	16-37	.432	5-14	.357	13-15	.867	2	10	12	2.4	6	0	13	8	0	12	50	10.0
21	HERBERT HARRIGAN	5-2	114	22.8	17-25	.680	0-0	.000	13-16	.813	6	13	19	3.8	9	0	3	3	5	3	47	9.4
52	HARRIS, Tyasha	5-5	145	29.0	9-17	.529	3-5	.600	2-5	.400	0	11	11	2.2	12	0	22	11	0	4	23	4.6
04	CLINEY, Doniyah	5-0	109	21.8	8-14	.571	1-2	.500	6-8	.750	5	8	13	2.6	4	0	10	4	2	4	23	4.6
41	COATES, Alaina	1-0	4	4.0	0-0	.000	0-0	.000	1-2	.500	0	1	1	1.0	0	0	1	0	0	0	1	1.0
00	PATRICK, Victoria	3-0	21	7.0	1-6	.167	1-5	.200	0-0	.000	0	1	1	0.3	1	0	0	1	0	0	3	1.0
15	DAVIS, Tiffany	3-0	25	8.3	0-4	.000	0-4	.000	2-2	1.000	0	2	2	0.7	4	0	3	1	0	0	2	0.7
12	BRADSHAW, Araion	3-0	16	5.3	0-0	.000	0-0	.000	1-2	.500	0	2	2	0.7	2	0	1	1	0	1	1	0.3
Team											2	10	12				2					
Total.....		5	1000		137-271	.506	22-58	.379	85-107	.794	43	122	165	33.0	76	0	75	52	28	38	381	76.2
Opponents.....		5	1000		108-312	.346	16-75	.213	50-64	.781	74	98	172	34.4	88	2	50	70	11	20	282	56.4

<b>TEAM STATISTICS</b>	<b>SC</b>	<b>OPP</b>	<b>Date</b>	<b>Opponent</b>	<b>Score</b>	<b>Att.</b>
SCORING	381	282	^ 03/03/17	vs Georgia	w 72-48	5702
Points per game	76.2	56.4	^ 03/04/17	vs #20/24 Kentucky	w 89-77	7554
Scoring margin	+19.8	-	^ 03/05/17	vs #6/7 Mississippi State	w 59-49	7715
FIELD GOALS-ATT	137-271	108-312	\$ 03/17/17	UNC ASHEVILLE	w 90-40	8215
Field goal pct	.506	.346	03/19/17	ARIZONA STATE	w 71-68	8276
3 POINT FG-ATT	22-58	16-75				
3-point FG pct	.379	.213				
3-pt FG made per game	4.4	3.2				
FREE THROWS-ATT	85-107	50-64				
Free throw pct	.794	.781				
F-Throws made per game	17.0	10.0				
REBOUNDS	165	172				
Rebounds per game	33.0	34.4				
Rebounding margin	-1.4	-				
ASSISTS	75	50				
Assists per game	15.0	10.0				
TURNOVERS	52	70				
Turnovers per game	10.4	14.0				
Turnover margin	+3.6	-				
Assist/turnover ratio	1.4	0.7				
STEALS	38	20				
Steals per game	7.6	4.0				
BLOCKS	28	11				
Blocks per game	5.6	2.2				
ATTENDANCE	16491	20971				
Home games-Avg/Game	2-8246	0-0				
Neutral site-Avg/Game	-	3-6990				

\* = Conference game  
 @ = Basketball Hall of Fame Women's Challenge (Columbia, S.C./Springfield, Mass.)  
 ^ = SEC Tournament (Greenville, S.C.)  
 \$ = NCAA Tournament (Columbia, S.C.)

<b>Score by Periods</b>	<b>1st</b>	<b>2nd</b>	<b>3rd</b>	<b>4th</b>	<b>Totals</b>
South Carolina	100	99	81	101	381
Opponents	70	69	74	69	282





**2016-17 South Carolina Basketball**  
 South Carolina Season Schedule/Results & Leaders (as of Mar 19, 2017)  
**All games**



<b>RECORD:</b>	<b>OVERALL</b>	<b>HOME</b>	<b>AWAY</b>	<b>NEUTRAL</b>
ALL GAMES	29-4	15-1	10-3	4-0
CONFERENCE	14-2	7-1	7-1	0-0
NON-CONFERENCE	15-2	8-0	3-2	4-0

<b>Date</b>	<b>Opponent</b>	<b>Score</b>	<b>Att.</b>	<b>High Points</b>	<b>High Rebounds</b>
11/14/16	at #7/6 Ohio State	W 92-80	6683	(37)DAVIS, Kaela	(13)COATES, Alaina
11/20/16	@HAMPTON	W 92-38	11795	(28)COATES, Alaina	(16)COATES, Alaina
11/21/16	@MAINE	W 79-42	11057	(14)WILSON, A'ja	(14)COATES, Alaina
11/22/16	@SAINT PETER'S	W 93-38	11455	(16)COATES, Alaina	(8)CLINEY, Doniyah (8)GRAY, Allisha
11/27/16	@vs #4/4 Louisville	W 83-59	1812	(17)WILSON, A'ja (17)GRAY, Allisha (17)COATES, Alaina	(14)COATES, Alaina
12/01/16	at #14/15 Texas	W 76-67	3330	(31)WILSON, A'ja	(12)WILSON, A'ja
12/04/16	at Duke	63-74 L	6036	(18)WILSON, A'ja	(6)WILSON, A'ja (6)GRAY, Allisha (6)DAVIS, Kaela
12/11/16	MINNESOTA	W 98-58	12461	(22)DAVIS, Kaela	(11)COATES, Alaina
12/15/16	CLEMSON	W 83-61	11916	(20)WILSON, A'ja	(10)COATES, Alaina (10)WILSON, A'ja
12/18/16	#9/9 UCLA	W 66-57	13367	(20)COATES, Alaina	(14)COATES, Alaina
12/21/16	at Savannah State	W 70-30	1411	(18)WILSON, A'ja	(7)CLINEY, Doniyah (7)COATES, Alaina
01/01/17	*ALABAMA	W 93-45	12069	(23)WILSON, A'ja	(11)COATES, Alaina
01/05/17	*at Auburn	W 73-47	2144	(21)DAVIS, Kaela	(11)WILSON, A'ja
01/08/17	*at Florida	W 81-62	2232	(23)WILSON, A'ja	(13)WILSON, A'ja (13)COATES, Alaina
01/12/17	*GEORGIA	W 66-63	12043	(25)CUEVAS-MOORE, Bian	(11)COATES, Alaina
01/15/17	*at LSU	W 84-61	2840	(24)COATES, Alaina	(11)COATES, Alaina
01/19/17	*OLE MISS	W 65-46	12518	(15)COATES, Alaina	(15)COATES, Alaina
01/23/17	*#4/4 MISSISSIPPI ST.	W 64-61	13120	(26)WILSON, A'ja	(12)COATES, Alaina
01/26/17	*at Georgia	W 62-44	3540	(19)WILSON, A'ja	(13)COATES, Alaina
01/30/17	*TENNESSEE	74-76 L	13690	(18)CUEVAS-MOORE, Bian	(9)COATES, Alaina
02/02/17	*at #25/- Kentucky	W 75-63	5533	(20)WILSON, A'ja (20)COATES, Alaina	(18)COATES, Alaina
02/05/17	*at Arkansas	W 79-49	1650	(18)COATES, Alaina (18)WILSON, A'ja	(19)COATES, Alaina
02/09/17	*AUBURN	W 60-41	13360	(17)WILSON, A'ja	(9)COATES, Alaina
02/13/17	at #1/1 UConn	55-66 L	10167	(17)WILSON, A'ja	(15)COATES, Alaina
02/16/17	*VANDERBILT	W 82-51	13089	(15)COATES, Alaina (15)DAVIS, Kaela	(8)WILSON, A'ja
02/19/17	*at Mizzou	60-62 L	5789	(23)WILSON, A'ja	(9)WILSON, A'ja
02/23/17	*at Texas A&M	W 80-64	6402	(21)WILSON, A'ja	(15)WILSON, A'ja
02/26/17	*#22/- KENTUCKY	W 95-87	18000	(25)WILSON, A'ja	(10)WILSON, A'ja
03/03/17	^vs Georgia	W 72-48	5702	(18)WILSON, A'ja	(10)HERBERT HARRIGAN,
03/04/17	^vs #20/24 Kentucky	W 89-77	7554	(26)WILSON, A'ja	(8)WILSON, A'ja
03/05/17	^vs #6/7 Mississippi State	W 59-49	7715	(23)DAVIS, Kaela	(9)WILSON, A'ja
03/17/17	\$UNC ASHEVILLE	W 90-40	8215	(22)GRAY, Allisha	(12)GRAY, Allisha
03/19/17	ARIZONA STATE	W 71-68	8276	(21)WILSON, A'ja	(11)WILSON, A'ja

\* = Conference game

@ = Basketball Hall of Fame Women's Challenge (Columbia, S.C./Springfield, Mass.)

^ = SEC Tournament (Greenville, S.C.)

\$ = NCAA Tournament (Columbia, S.C.)

<b>Attendance Summary</b>	<b>Games</b>	<b>Attend</b>	<b>Avg/Game</b>
Home	16	196431	12277
Away	13	57757	4443
Neutral	4	22783	5696
Total	33	276971	8393



**2016-17 South Carolina Basketball**  
**South Carolina Points-Rebounds-Assists (as of Mar 19, 2017)**  
**All games**



Opponent	Date	Score								
			00	01	03	04	10	12	15	
			PATRICK,VI	CUEVAS-MOO	DAVIS,KAEL	CLINEY,DON	GRAY,ALLIS	BRADSHAW,A	DAVIS,TIFF	
at #7/6 Ohio State	11/14/16	92-80	w	0-0-0	9-2-2	37-10-5	0-1-0	24-7-3	0-0-0	0-0-0
HAMPTON	11/20/16	92-38	w	4-2-1	4-1-1	3-7-5	2-1-0	16-1-4	0-1-1	4-2-0
MAINE	11/21/16	79-42	w	3-1-0	7-1-2	10-3-3	4-4-4	10-3-3	0-0-1	2-2-1
SAINT PETER'S	11/22/16	93-38	w	3-0-1	11-3-3	14-3-3	3-8-1	13-8-5	3-0-1	0-3-1
vs #4/4 Louisville	11/27/16	83-59	w	0-0-0	4-1-3	13-8-1	3-4-0	17-3-0	0-0-0	1-2-0
at #14/15 Texas	12/01/16	76-67	w	DNP	7-0-2	12-3-1	0-0-0	8-4-0	DNP	DNP
at Duke	12/04/16	63-74	L	DNP	9-2-2	14-6-2	0-0-0	11-6-6	DNP	0-1-0
MINNESOTA	12/11/16	98-58	w	3-0-0	6-2-1	22-3-4	6-8-3	18-5-7	3-2-2	0-1-0
CLEMSON	12/15/16	83-61	w	0-0-0	4-2-4	17-3-4	7-9-1	8-2-1	0-1-1	0-0-0
#9/9 UCLA	12/18/16	66-57	w	DNP	10-5-1	2-4-2	6-4-0	11-3-2	DNP	DNP
at Savannah State	12/21/16	70-30	w	4-2-2	3-3-5	6-4-3	3-7-0	12-4-4	2-1-1	DNP
ALABAMA	01/01/17	93-45	w	3-2-0	9-1-1	16-3-2	1-5-1	7-2-2	1-3-2	3-0-0
at Auburn	01/05/17	73-47	w	3-0-0	19-2-7	21-5-2	3-1-6	5-4-2	DNP	0-0-0
at Florida	01/08/17	81-62	w	0-0-0	3-2-1	10-6-1	1-1-0	18-6-2	0-0-0	DNP
GEORGIA	01/12/17	66-63	w	0-0-0	25-2-3	4-3-2	0-4-1	14-7-1	DNP	DNP
at LSU	01/15/17	84-61	w	0-0-0	17-2-3	8-2-3	3-1-0	21-5-2	3-1-0	DNP
OLE MISS	01/19/17	65-46	w	0-1-0	7-2-0	14-1-0	4-2-1	11-5-4	2-0-0	DNP
#4/4 MISSISSIPPI ST.	01/23/17	64-61	w	DNP	2-1-0	4-0-1	1-0-0	17-7-1	DNP	DNP
at Georgia	01/26/17	62-44	w	DNP	6-6-1	8-3-1	7-4-1	18-4-1	3-0-1	DNP
TENNESSEE	01/30/17	74-76	L	DNP	18-3-0	15-2-0	0-1-0	14-8-1	0-0-0	DNP
at #25/- Kentucky	02/02/17	75-63	w	0-0-0	3-0-2	7-2-0	3-1-6	11-5-2	0-0-0	DNP
at Arkansas	02/05/17	79-49	w	3-0-0	10-2-0	10-3-2	0-5-1	10-4-4	0-3-1	DNP
AUBURN	02/09/17	60-41	w	0-0-0	0-1-0	11-0-5	2-1-1	9-3-6	0-1-0	DNP
at #1/1 UConn	02/13/17	55-66	L	DNP	11-4-0	3-2-0	0-0-0	7-2-2	DNP	DNP
VANDERBILT	02/16/17	82-51	w	0-2-0	7-1-3	15-5-3	2-5-3	11-2-5	1-0-1	0-2-0
at Mizzou	02/19/17	60-62	L	DNP	6-0-1	6-3-2	3-0-0	13-4-3	DNP	0-0-0
at Texas A&M	02/23/17	80-64	w	0-0-0	16-0-2	7-11-3	2-2-0	12-6-3	2-1-0	0-0-0
#22/- KENTUCKY	02/26/17	95-87	w	DNP	4-1-0	20-1-3	0-1-0	17-3-1	DNP	3-0-1
vs Georgia	03/03/17	72-48	w	0-0-0	8-5-5	9-1-0	11-3-2	17-4-1	0-1-0	0-0-0
vs #20/24 Kentucky	03/04/17	89-77	w	0-0-0	13-3-3	17-3-4	4-2-3	6-2-2	0-0-0	0-0-0
vs #6/7 Mississippi Sta	03/05/17	59-49	w	DNP	4-2-2	23-5-3	2-4-3	2-5-0	DNP	DNP
UNC ASHEVILLE	03/17/17	90-40	w	3-1-0	18-0-3	6-9-1	2-3-0	22-12-3	1-1-1	2-2-3
ARIZONA STATE	03/19/17	71-68	w	DNP	7-2-0	20-3-4	4-1-2	11-8-2	DNP	DNP

Opponent	Date	Score					
			21	22	41	52	
			HERBERT HA	WILSON,A'J	COATES,ALA	HARRIS,TYA	
at #7/6 Ohio State	11/14/16	92-80	w	4-5-0	5-3-0	10-13-3	3-0-3
HAMPTON	11/20/16	92-38	w	8-7-2	20-7-2	28-16-1	3-2-2
MAINE	11/21/16	79-42	w	13-8-2	14-3-2	12-14-0	4-2-3
SAINT PETER'S	11/22/16	93-38	w	9-4-0	14-5-4	16-7-2	7-0-1
vs #4/4 Louisville	11/27/16	83-59	w	11-2-1	17-5-5	17-14-1	0-0-6
at #14/15 Texas	12/01/16	76-67	w	2-4-2	31-12-0	6-7-0	10-1-0
at Duke	12/04/16	63-74	L	0-3-1	18-6-0	8-5-2	3-1-1
MINNESOTA	12/11/16	98-58	w	5-3-2	10-6-2	16-11-2	9-1-6
CLEMSON	12/15/16	83-61	w	8-5-0	20-10-4	19-10-3	0-1-0
#9/9 UCLA	12/18/16	66-57	w	2-7-0	13-13-0	20-14-0	2-1-1
at Savannah State	12/21/16	70-30	w	3-6-0	18-3-1	9-7-2	10-5-1
ALABAMA	01/01/17	93-45	w	4-5-1	23-9-2	19-11-1	7-1-6
at Auburn	01/05/17	73-47	w	2-4-0	10-11-1	5-6-0	5-3-2
at Florida	01/08/17	81-62	w	7-3-0	23-13-2	14-13-2	5-2-2
GEORGIA	01/12/17	66-63	w	0-2-0	DNP	12-11-1	11-4-3
at LSU	01/15/17	84-61	w	2-2-0	DNP	24-11-2	6-4-3
OLE MISS	01/19/17	65-46	w	2-3-0	6-4-0	15-15-2	4-4-5
#4/4 MISSISSIPPI ST.	01/23/17	64-61	w	0-0-0	26-9-2	9-12-3	5-1-3
at Georgia	01/26/17	62-44	w	0-0-0	19-11-3	1-13-0	0-0-2
TENNESSEE	01/30/17	74-76	L	0-1-0	14-4-1	7-9-2	6-1-6
at #25/- Kentucky	02/02/17	75-63	w	4-2-0	20-9-3	20-18-1	7-1-5
at Arkansas	02/05/17	79-49	w	6-6-0	18-1-0	18-19-4	4-1-5
AUBURN	02/09/17	60-41	w	2-2-0	17-6-1	16-9-1	3-2-4
at #1/1 UConn	02/13/17	55-66	L	0-3-1	17-5-1	10-15-4	7-2-3
VANDERBILT	02/16/17	82-51	w	12-1-0	10-8-1	15-7-2	9-2-1
at Mizzou	02/19/17	60-62	L	5-1-1	23-9-0	2-3-1	2-3-1
at Texas A&M	02/23/17	80-64	w	13-1-1	21-15-2	DNP	7-0-4
#22/- KENTUCKY	02/26/17	95-87	w	0-3-1	25-10-3	13-9-2	13-1-8
vs Georgia	03/03/17	72-48	w	5-10-0	18-7-0	DNP	4-2-6
vs #20/24 Kentucky	03/04/17	89-77	w	17-3-2	26-8-1	1-1-1	5-2-1
vs #6/7 Mississippi Sta	03/05/17	59-49	w	6-2-0	15-9-0	DNP	7-1-5
UNC ASHEVILLE	03/17/17	90-40	w	14-2-1	18-5-1	DNP	4-5-7
ARIZONA STATE	03/19/17	71-68	w	5-2-0	21-11-0	DNP	3-1-3



**2016-17 South Carolina Basketball**  
 South Carolina Team Game-by-Game Comparison (as of Mar 19, 2017)  
 All games



Opponent	1st	2nd	Score	Mar	Total FG	FG Pct	3-Pointers	3FG Pct	Free Throws	FT Pct	Rebounds	Assist	T/Over	Block	Steal	Fouls	
#7/6 Ohio State	44/39	48/41	92-80	+12	31-64/28-70	.484/.400	4-11/7-27	.364/.259	26-41/17-24	.634/.708	48/36	+12	16/10	17/17	5/5	9/2	22/29
HAMPPTON	53/26	39/12	92-38	+54	29-70/14-58	.414/.241	6-21/4-15	.286/.267	28-35/6-12	.800/.500	50/36	+14	19/9	9/24	8/3	12/3	12/26
MAINE	43/19	36/23	79-42	+37	33-59/15-56	.559/.268	3-14/5-22	.214/.227	10-16/7-9	.625/.778	42/27	+15	21/9	10/13	5/2	7/4	11/15
SAINT PETERS	64/21	29/17	93-38	+55	37-66/16-54	.561/.296	10-24/4-20	.417/.200	9-17/7-2	.529/1000	44/24	+20	22/6	13/22	7/1	17/11	4/14
#4/4 Louisville	37/29	46/30	83-59	+24	27-60/23-60	.450/.383	5-17/6-18	.294/.333	24-31/7-10	.774/.700	46/29	+17	17/14	13/17	6/9	7/3	19/27
#14/15 Texas	33/30	43/37	76-67	+9	22-52/28-68	.423/.412	2-10/4-13	.200/.308	30-40/7-14	.750/.500	37/40	(3)	5/13	13/17	6/9	10/5	18/29
Duke	29/36	34/38	63-74	(11)	24-57/30-60	.421/.500	6-23/5-12	.261/.417	9-14/9-11	.643/.818	33/30	+3	14/8	19/16	3/3	6/14	11/15
MINNESOTA	57/27	41/31	98-58	+40	38-72/18-63	.528/.286	16-33/10-32	.485/.313	6-10/12-18	.600/.667	45/38	+7	29/12	11/14	9/3	9/6	17/17
CLEMSON	38/28	45/33	83-61	+22	31-67/21-61	.463/.344	4-14/2-11	.286/.182	17-25/17-23	.680/.739	49/30	+19	18/5	13/11	11/2	6/5	19/20
#9/9 UCLA	26/26	40/31	66-57	+9	22-66/22-78	.333/.282	1-3/4-27	.333/.148	21-32/9-17	.656/.529	54/47	+7	6/9	15/9	5/7	4/11	14/27
Savannah State	39/12	31/18	70-30	+40	30-62/11-51	.484/.216	6-16/4-16	.375/.250	8-16/5-5	.500/1000	50/25	+25	19/3	10/16	6/1	12/7	9/9
ALABAMA	41/22	52/23	93-45	+48	34-64/16-59	.531/.271	14-28/3-18	.500/.167	19-26/9-12	.731/.750	44/27	+17	18/9	14/22	10/4	12/6	18/21
Auburn	41/25	32/22	73-47	+26	28-56/16-58	.500/.276	6-18/4-16	.375/.250	3-4/12-15	.750/.800	37/32	+5	20/6	15/11	6/1	4/4	19/11
Florida	47/24	34/38	81-62	+19	30-69/23-63	.435/.365	6-18/4-16	.333/.400	15-23/12-20	.652/.600	48/42	+6	10/11	14/22	6/2	13/6	22/22
GEORGIA	30/27	36/36	66-63	+3	22-60/24-57	.367/.421	6-18/7-15	.333/.467	16-22/8-14	.727/.571	34/40	(6)	11/19	11/18	1/4	13/4	14/22
LSU	49/36	35/25	84-61	+23	29-51/26-60	.569/.433	5-12/1-6	.417/.167	21-26/8-16	.808/.500	31/30	+1	13/8	16/18	4/1	12/8	15/19
OLE MISS	37/22	28/24	65-46	+19	23-57/19-52	.404/.365	2-9/2-9	.222/.222	17-24/6-14	.708/.429	41/31	+10	12/12	14/18	5/3	8/6	12/20
#4/4 MISSISSIPPI ST.	28/35	36/26	64-61	+3	20-42/26-66	.476/.394	3-13/6-16	.231/.375	21-28/3-9	.750/.333	33/34	(1)	10/16	14/9	5/3	5/8	17/23
Georgia	23/15	39/29	62-44	+18	20-57/20-54	.351/.370	5-16/1-10	.313/.100	17-31/3-8	.548/.375	45/38	+7	10/9	10/18	8/5	10/4	15/21
TENNESSEE	36/39	38/37	74-76	(2)	28-61/29-59	.459/.492	5-14/3-8	.357/.375	13-17/15-21	.765/.714	36/28	+8	10/14	13/9	2/2	5/7	21/15
#25- Kentucky	42/23	33/40	75-63	+12	28-56/21-62	.500/.339	7-19/6-19	.368/.316	12-15/15-20	.800/.750	40/29	+11	19/9	17/14	8/0	7/5	18/15
Arkansas	43/25	36/24	79-49	+30	28-58/18-65	.483/.277	5-14/6-29	.357/.207	18-20/7-8	.900/.875	46/30	+16	17/10	12/13	4/1	10/4	13/17
AUBURN	29/16	31/25	60-41	+19	25-44/14-47	.568/.298	5-14/7-18	.357/.389	5-8/6-8	.625/.750	30/21	+9	18/10	14/10	7/3	3/8	10/11
#1/1 UConn	29/35	26/31	55-66	(11)	20-57/26-63	.351/.413	6-21/4-17	.286/.235	9-14/10-10	.643/1000	36/38	(2)	11/20	17/12	5/2	6/8	18/17
VANDERBILT	46/26	36/25	82-51	+31	32-67/12-53	.478/.226	3-18/4-18	.167/.222	15-31/23-28	.484/.821	37/41	(4)	19/7	5/20	7/1	12/2	19/28
Mizzou	30/26	30/36	60-62	(2)	21-51/24-49	.412/.490	3-18/6-18	.167/.333	15-22/8-11	.682/.727	26/34	(8)	9/10	14/21	3/1	12/6	19/23
Texas A&M	41/35	39/29	80-64	+16	31-62/24-59	.500/.407	3-11/5-11	.273/.455	15-16/11-17	.938/.647	38/33	+5	15/17	11/15	5/2	13/2	15/14
#22- KENTUCKY	48/40	47/47	95-87	+8	34-55/30-67	.618/.448	2-7/9-26	.286/.346	25-34/18-21	.735/.857	31/29	+2	19/12	9/9	4/1	4/5	19/26
Georgia	42/16	30/32	72-48	+24	23-52/18-64	.442/.281	6-14/4-15	.429/.267	20-25/8-10	.800/.800	36/40	(4)	14/12	12/17	8/3	7/4	11/15
#20/24 Kentucky	47/36	42/41	89-77	+12	32-56/30-72	.571/.417	4-6/2-19	.667/.105	21-27/15-19	.778/.789	26/42	(16)	17/11	6/10	7/2	5/2	16/20
#6/7 Mississippi State	29/26	30/23	59-49	+10	23-48/21-59	.479/.356	4-8/0-15	.500/.000	9-11/7-7	.818/1000	29/28	+1	13/7	17/14	5/5	6/4	14/16
UNC ASHEVILLE	48/22	42/18	90-40	+50	37-65/15-58	.569/.259	4-18/5-15	.222/.333	12-16/5-8	.750/.625	45/26	+19	20/6	5/14	3/1	10/2	15/14
ARIZONA STATE	33/39	38/29	71-68	+3	22-50/24-59	.440/.407	4-12/5-11	.333/.455	23-28/15-20	.821/.750	29/36	(7)	11/14	12/15	5/0	10/8	20/23

Note: Game totals are displayed in the format TEAM/OPPONENT for each category





Official Basketball Box Score - Game Totals - Final Statistics
#4/3 South Carolina vs #7/6 Ohio State
11/14/16 6 p.m. at Columbus, Ohio (Value City Arena)



#4/3 South Carolina 92 • 1-0

Table with columns: Player, FG-FGA, 3-Ptr, FT-FTA, Rebounds, PF, TP, A TO Blk Stl, Min. Lists stats for 22 players and team totals.

Summary statistics table including 1st-4th quarter percentages, Game totals, and Deadball Rebounds.

#7/6 Ohio State 80 • 1-1

Table with columns: Player, FG-FGA, 3-Ptr, FT-FTA, Rebounds, PF, TP, A TO Blk Stl, Min. Lists stats for 24 players and team totals.

Summary statistics table including 1st-4th quarter percentages, Game totals, and Deadball Rebounds.

Officials: Tina Napier, Felicia Grinter, Jesse Dickerson
Technical fouls: #4/3 South Carolina-None. #7/6 Ohio State-TEAM.
Attendance: 6683

Score by periods table with columns: 1st, 2nd, 3rd, 4th, Total. Shows scores for #4/3 South Carolina and #7/6 Ohio State.

Last FG - SC 4th-00:53, OSU 4th-00:11.
Largest lead - SC by 16 4th-00:53, OSU by 3 1st-00:46.
SC led for 33:58, OSU led for 02:54. Game was tied for 03:04.

Points In Off 2nd Fast Bench table with columns: Points, Paint, T/O, Chance, Break, Bench. Shows stats for SC and OSU.

Score tied - 1 time.
Lead changed - 6 times.



Official Basketball Box Score - Game Totals - Final Statistics
Hampton vs #4/3 South Carolina
11/20/16 3 p.m. at Columbia, S.C./Colonial Life Arena



Hampton 38 • 0-4

Table with columns: Player, FG-FGA, 3-Ptr, FT-FTA, Rebounds, PF, TP, A TO Blk Stl, Min. Lists stats for 33 players and team totals.

Summary statistics table including 1st-4th quarter percentages, Game totals, and Deadball Rebounds.

#4/3 South Carolina 92 • 2-0

Table with columns: Player, FG-FGA, 3-Ptr, FT-FTA, Rebounds, PF, TP, A TO Blk Stl, Min. Lists stats for 22 players and team totals.

Summary statistics table including 1st-4th quarter percentages, Game totals, and Deadball Rebounds.

Officials: Frank Steratore, Kim Thebo, Angel Stanton
Technical fouls: Hampton-None. #4/3 South Carolina-None.
Attendance: 11795

Score by periods table with columns: 1st, 2nd, 3rd, 4th, Total. Shows scores for Hampton and #4/3 South Carolina.

Last FG - HU 4th-00:40, SC 4th-01:43.
Largest lead - HU by 3 1st-09:27, SC by 54 4th-01:43.
HU led for 02:26, SC led for 36:36. Game was tied for 00:33.

Points In Off 2nd Fast Bench table with columns: Points, Paint, T/O, Chance, Break, Bench. Shows stats for Hampton and SC.

Score tied - 1 time.
Lead changed - 1 time.



Official Basketball Box Score - Game Totals - Final Statistics
Maine vs #3/3 South Carolina
11/21/16 7:23 pm at Columbia, S.C./Colonial Life Arena



Maine 42 • 2-3

Table with columns: Player, FG-FGA, 3-Ptr, FT-FTA, Rebounds, PF, TP, A TO Blk Stl, Min. Lists stats for 33 players and team totals.

Summary statistics table including 1st-4th quarter percentages, Game totals, and Deadball Rebounds.

#3/3 South Carolina 79 • 3-0

Table with columns: Player, FG-FGA, 3-Ptr, FT-FTA, Rebounds, PF, TP, A TO Blk Stl, Min. Lists stats for 22 players and team totals.

Summary statistics table including 1st-4th quarter percentages, Game totals, and Deadball Rebounds.

Officials: Mark Zentz, Laura C Morris, Gina Cross
Technical fouls: Maine-None. #3/3 South Carolina-None.
Attendance: 11057

Score by periods table with columns: 1st, 2nd, 3rd, 4th, Total. Shows scores for Maine and #3/3 South Carolina.

Last FG - MAINE 4th-00:06, SC 4th-01:16.
Largest lead - MAINE None, SC by 41 4th-01:16.
MAINE led for 00:00, SC led for 39:47. Game was tied for 00:13.

Points In Off 2nd Fast Bench table with columns: Points, Paint, T/O, Chance, Break, Bench. Shows stats for Maine and SC.

Score tied - 0 times.
Lead changed - 0 times.



Official Basketball Box Score - Game Totals - Final Statistics
Saint Peter's vs #3/3 South Carolina
11/22/16 7:15 p.m. at Columbia, S.C./Colonial Life Arena



Saint Peter's 38 • 0-4

Table with columns: Player, FG-FGA, 3-Ptr, FT-FTA, Rebounds, PF, TP, A TO Blk Stl, Min. Lists stats for 33 players and team totals.

Summary statistics table including 1st-4th quarter percentages, Game totals, and Deadball Rebounds.

#3/3 South Carolina 93 • 4-0

Table with columns: Player, FG-FGA, 3-Ptr, FT-FTA, Rebounds, PF, TP, A TO Blk Stl, Min. Lists stats for 22 players and team totals.

Summary statistics table including 1st-4th quarter percentages, Game totals, and Deadball Rebounds.

Officials: Metta Roberts, Cameron Inouye, Greg Small
Technical fouls: Saint Peter's-None. #3/3 South Carolina-None.
Attendance: 11455

Score by periods table with columns: 1st, 2nd, 3rd, 4th, Total. Shows scores for Saint Peter's and #3/3 South Carolina.

Last FG - SPU 4th-01:11, SC 4th-01:37.
Largest lead - SPU None, SC by 57 4th-01:37.
SPU led for 00:00, SC led for 39:36. Game was tied for 00:09.

Points In Off 2nd Fast Bench table with columns: Points, Paint, T/O, Chance, Break, Bench. Shows stats for Saint Peter's and SC.

Score tied - 0 times.
Lead changed - 0 times.



Official Basketball Box Score - Game Totals - Final Statistics
#4/4 Louisville vs #3/3 South Carolina
11/27/16 1:00 pm at MassMutual Center



#4/4 Louisville 59 • 6-1

Box score table for Louisville vs South Carolina. Columns include Player, FG-FGA, 3-Ptr, FT-FTA, Rebounds, PF, TP, A TO Blk Stl, Min. Totals: 23-60, 6-18, 7-10, 9 20 29, 27 59, 14 17 5 3 200.

1st - FG %: 8-14 57.1% 2nd: 2-10 20.0% 3rd: 6-21 28.6% 4th: 7-15 46.7% Game: 23-60 38.3% Deadball Rebounds 1
3FG %: 4-4 100.0% 0-3 0.0% 1-9 11.1% 0-2 0.0% 6-18 33.3%
FT %: 0-0 0.0% 5-6 83.3% 1-1 100.0% 1-3 33.3% 7-10 70.0%

#3/3 South Carolina 83 • 5-0

Box score table for South Carolina vs Louisville. Columns include Player, FG-FGA, 3-Ptr, FT-FTA, Rebounds, PF, TP, A TO Blk Stl, Min. Totals: 27-60, 5-17, 24-31, 16 30 46, 19 83, 17 13 4 7 200.

1st - FG %: 8-18 44.4% 2nd: 5-11 45.5% 3rd: 8-18 44.4% 4th: 6-13 46.2% Game: 27-60 45.0% Deadball Rebounds 4
3FG %: 1-5 20.0% 0-3 0.0% 4-7 57.1% 0-2 0.0% 5-17 29.4%
FT %: 1-2 50.0% 9-14 64.3% 7-7 100.0% 7-8 87.5% 24-31 77.4%

Officials: Joe Vaszily, Margaret Tieman, Tim Greene
Technical fouls: #4/4 Louisville-None. #3/3 South Carolina-TEAM.
Attendance: 1812

Score by periods table for Louisville vs South Carolina. Columns: 1st, 2nd, 3rd, 4th, Total. Totals: 20, 9, 15, 15, 59.

Points In Off 2nd Fast table for Louisville vs South Carolina. Columns: Points, In, Off, 2nd, Fast, Paint, T/O, Chance, Break, Bench. Totals: 24, 15, 5, 2, 25.

Last FG - LOU 4th-00:44, SC 4th-00:51.
Largest lead - LOU by 4 1st-03:16, SC by 28 4th-03:55.
LOU led for 04:40. SC led for 32:17. Game was tied for 02:03.

Score tied - 5 times.
Lead changed - 2 times.



Official Basketball Box Score - Game Totals - Final Statistics
#3/3 South Carolina vs #14/15 Texas
12/01/16 6:02 P.M. at Austin, TX (Frank Erwin Center)



#3/3 South Carolina 76 • 6-0

Box score table for South Carolina vs Texas. Columns include Player, FG-FGA, 3-Ptr, FT-FTA, Rebounds, PF, TP, A TO Blk Stl, Min. Totals: 22-52, 2-10, 30-40, 11 26 37, 18 76, 5 13 6 10 200.

1st - FG %: 6-14 42.9% 2nd: 5-13 38.5% 3rd: 5-12 41.7% 4th: 6-13 46.2% Game: 22-52 42.3% Deadball Rebounds 6
3FG %: 0-2 0.0% 0-0 0.0% 2-4 50.0% 0-4 0.0% 2-10 20.0%
FT %: 2-3 66.7% 9-14 64.3% 10-12 83.3% 9-11 81.8% 30-40 75.0%

#14/15 Texas 67 • 2-3

Box score table for Texas vs South Carolina. Columns include Player, FG-FGA, 3-Ptr, FT-FTA, Rebounds, PF, TP, A TO Blk Stl, Min. Totals: 28-68, 4-13, 7-14, 19 21 40, 29 67, 13 17 9 5 200.

1st - FG %: 7-15 46.7% 2nd: 6-17 35.3% 3rd: 8-17 47.1% 4th: 7-19 36.8% Game: 28-68 41.2% Deadball Rebounds 2,2
3FG %: 1-1 100.0% 2-4 50.0% 1-3 33.3% 0-5 0.0% 4-13 30.8%
FT %: 1-2 50.0% 0-0 0.0% 2-8 25.0% 4-4 100.0% 7-14 50.0%

Officials: Lisa Mattingly, Scott Yarbrough, Felicia Grinter
Technical fouls: #3/3 South Carolina-None. #14/15 Texas-None.
Attendance: 3330

Score by periods table for Texas vs South Carolina. Columns: 1st, 2nd, 3rd, 4th, Total. Totals: 14, 19, 22, 21, 76.

Points In Off 2nd Fast table for Texas vs South Carolina. Columns: Points, In, Off, 2nd, Fast, Paint, T/O, Chance, Break, Bench. Totals: 34, 14, 14, 2, 12.

Last FG - SC 4th-02:00, UT 4th-00:14.
Largest lead - SC by 11 4th-00:47, UT by 4 1st-07:39.
SC led for 18:07. UT led for 15:25. Game was tied for 06:28.

Score tied - 8 times.
Lead changed - 5 times.



Official Basketball Box Score - Game Totals - Final Statistics
#3/3 South Carolina vs Duke
12/04/16 2:00 PM at Durham, N.C. (Cameron Indoor Stadium)



#3/3 South Carolina 63 • 6-1

Box score table for South Carolina vs Duke. Columns include Player, FG-FGA, 3-Ptr, FT-FTA, Rebounds, PF, TP, A TO Blk Stl, Min. Totals: 24-57, 6-23, 9-14, 16 17 33, 11 63, 14 19 3 6 200.

1st - FG %: 7-15 46.7% 2nd: 6-14 42.9% 3rd: 5-13 38.5% 4th: 6-15 40.0% Game: 24-57 42.1% Deadball Rebounds 4
3FG %: 0-4 0.0% 1-4 25.0% 1-5 20.0% 4-10 40.0% 6-23 26.1%
FT %: 2-3 66.7% 0-0 0.0% 3-5 60.0% 4-6 66.7% 9-14 64.3%

Duke 74 • 9-1

Box score table for Duke vs South Carolina. Columns include Player, FG-FGA, 3-Ptr, FT-FTA, Rebounds, PF, TP, A TO Blk Stl, Min. Totals: 30-60, 5-12, 9-11, 13 17 30, 15 74, 8 16 3 14 200.

1st - FG %: 6-14 42.9% 2nd: 10-19 52.6% 3rd: 9-18 50.0% 4th: 5-9 55.6% Game: 30-60 50.0% Deadball Rebounds 2,1
3FG %: 1-3 33.3% 2-3 66.7% 1-3 33.3% 1-3 33.3% 6-23 26.1%
FT %: 1-2 50.0% 0-0 0.0% 0-1 0.0% 1-8 100.0% 9-11 81.8%

Officials: Dee Kantner, Edward Sidlasky, Bruce Morris
Technical fouls: #3/3 South Carolina-TEAM. Duke-None.
Attendance: 6036

Score by periods table for Duke vs South Carolina. Columns: 1st, 2nd, 3rd, 4th, Total. Totals: 16, 13, 14, 20, 63.

Points In Off 2nd Fast table for Duke vs South Carolina. Columns: Points, In, Off, 2nd, Fast, Paint, T/O, Chance, Break, Bench. Totals: 32, 18, 14, 9, 3.

Last FG - SC 4th-01:42, DU 4th-00:51.
Largest lead - SC by 11 1st-03:46, DU by 12 3rd-00:09.
SC led for 09:17. DU led for 28:30. Game was tied for 02:13.

Score tied - 4 times.
Lead changed - 3 times.



Official Basketball Box Score - Game Totals - Final Statistics
Minnesota vs #6/6 South Carolina
12/11/16 3 p.m. at Columbia, S.C./Colonial Life Arena



Minnesota 58 • 7-4

Box score table for Minnesota vs South Carolina. Columns include Player, FG-FGA, 3-Ptr, FT-FTA, Rebounds, PF, TP, A TO Blk Stl, Min. Totals: 18-63, 10-32, 12-18, 18 20 38, 17 58, 12 14 3 6 200.

1st - FG %: 5-18 27.8% 2nd: 2-10 20.0% 3rd: 5-16 31.3% 4th: 6-19 31.6% Game: 18-63 28.6% Deadball Rebounds 3
3FG %: 3-10 30.0% 2-7 28.6% 2-5 40.0% 3-10 30.0% 10-32 31.3%
FT %: 0-0 0.0% 8-10 80.0% 1-2 50.0% 3-6 50.0% 12-18 66.7%

#6/6 South Carolina 98 • 7-1

Box score table for South Carolina vs Minnesota. Columns include Player, FG-FGA, 3-Ptr, FT-FTA, Rebounds, PF, TP, A TO Blk Stl, Min. Totals: 38-72, 16-33, 6-10, 17 28 45, 17 98, 29 11 9 9 200.

1st - FG %: 9-21 42.9% 2nd: 12-19 63.2% 3rd: 12-18 66.7% 4th: 5-14 35.7% Game: 38-72 52.8% Deadball Rebounds 1,2
3FG %: 5-10 50.0% 7-10 70.0% 3-7 42.9% 1-6 16.7% 16-33 48.5%
FT %: 1-2 50.0% 2-2 100.0% 1-3 33.3% 2-3 66.7% 6-10 60.0%

Score by periods table for South Carolina vs Minnesota. Columns: 1st, 2nd, 3rd, 4th, Total. Totals: 13, 14, 13, 18, 58.

Points In Off 2nd Fast table for South Carolina vs Minnesota. Columns: Points, In, Off, 2nd, Fast, Paint, T/O, Chance, Break, Bench. Totals: 42, 12, 21, 9, 21.

Last FG - MINN 4th-01:34, SC 4th-01:51.
Largest lead - MINN None, SC by 49 4th-08:41.
MINN led for 00:00. SC led for 38:46. Game was tied for 01:00.

Score tied - 0 times.
Lead changed - 0 times.



Official Basketball Box Score - Game Totals - Final Statistics  
Clemson vs #6/6 South Carolina  
12/15/16 7 p.m. at Columbia, S.C./Colonial Life Arena



Clemson 61 • 8-2

Box score table for Clemson vs South Carolina. Columns include Player, FG-FGA, 3-Ptr, FT-FTA, Rebounds, PF, TP, A TO Blk Stl, Min. Total score: Clemson 61, South Carolina 200.

Summary statistics for Clemson vs South Carolina. Includes FG%, 3FG%, FT%, 2nd, 3rd, 4th quarter stats, Game, and Deadball Rebounds.

#6/6 South Carolina 83 • 8-1

Box score table for #6/6 South Carolina vs Clemson. Columns include Player, FG-FGA, 3-Ptr, FT-FTA, Rebounds, PF, TP, A TO Blk Stl, Min. Total score: South Carolina 83, Clemson 200.

Summary statistics for #6/6 South Carolina vs Clemson. Includes FG%, 3FG%, FT%, 2nd, 3rd, 4th quarter stats, Game, and Deadball Rebounds.

Officials: Dee Kantner, Felicia Grinter, Roy Gulbeyan  
Technical fouls: Clemson-None. #6/6 South Carolina-None.  
Attendance: 11916

Score by periods table for #6/6 South Carolina vs Clemson. Shows 1st, 2nd, 3rd, 4th quarter scores and Total.

Points In Off 2nd Fast table for #6/6 South Carolina vs Clemson. Shows Points, In, Off, 2nd, Fast, T/O, Chance, Break, Bench.

Last FG - CU 4th-04:41, SC 4th-03:04.  
Largest lead - CU by 2 1st-07:57, SC by 23 4th-01:52.  
CU led for 01:05. SC led for 36:32. Game was tied for 02:23.

Score tied - 3 times.  
Lead changed - 2 times.



Official Basketball Box Score - Game Totals - Final Statistics  
#9/9 UCLA vs #6/6 South Carolina  
12/18/16 2 p.m. at Columbia, S.C./Colonial Life Arena



#9/9 UCLA 57 • 8-2

Box score table for #9/9 UCLA vs #6/6 South Carolina. Columns include Player, FG-FGA, 3-Ptr, FT-FTA, Rebounds, PF, TP, A TO Blk Stl, Min. Total score: UCLA 57, South Carolina 200.

Summary statistics for #9/9 UCLA vs #6/6 South Carolina. Includes FG%, 3FG%, FT%, 2nd, 3rd, 4th quarter stats, Game, and Deadball Rebounds.

#6/6 South Carolina 66 • 9-1

Box score table for #6/6 South Carolina vs #9/9 UCLA. Columns include Player, FG-FGA, 3-Ptr, FT-FTA, Rebounds, PF, TP, A TO Blk Stl, Min. Total score: South Carolina 66, UCLA 200.

Summary statistics for #6/6 South Carolina vs #9/9 UCLA. Includes FG%, 3FG%, FT%, 2nd, 3rd, 4th quarter stats, Game, and Deadball Rebounds.

Officials: Bob Trammell, Laura Morris, Maj Forsberg  
Technical fouls: #9/9 UCLA-TEAM. #6/6 South Carolina-None.  
Attendance: 13367

Score by periods table for #6/6 South Carolina vs #9/9 UCLA. Shows 1st, 2nd, 3rd, 4th quarter scores and Total.

Points In Off 2nd Fast table for #6/6 South Carolina vs #9/9 UCLA. Shows Points, In, Off, 2nd, Fast, T/O, Chance, Break, Bench.

Last FG - UCLA 4th-00:12, SC 4th-03:25.  
Largest lead - UCLA by 7 1st-02:54, SC by 16 4th-02:02.  
UCLA led for 17:45. SC led for 19:01. Game was tied for 03:14.

Score tied - 3 times.  
Lead changed - 3 times.



Official Basketball Box Score - Game Totals - Final Statistics  
#6/6 South Carolina vs Savannah State  
12/21/16 7 p.m. at Tiger Arena (Savannah, Ga.)



#6/6 South Carolina 70 • 10-1

Box score table for #6/6 South Carolina vs Savannah State. Columns include Player, FG-FGA, 3-Ptr, FT-FTA, Rebounds, PF, TP, A TO Blk Stl, Min. Total score: South Carolina 70, Savannah State 200.

Summary statistics for #6/6 South Carolina vs Savannah State. Includes FG%, 3FG%, FT%, 2nd, 3rd, 4th quarter stats, Game, and Deadball Rebounds.

Savannah State 30 • 2-9

Box score table for Savannah State vs #6/6 South Carolina. Columns include Player, FG-FGA, 3-Ptr, FT-FTA, Rebounds, PF, TP, A TO Blk Stl, Min. Total score: Savannah State 30, South Carolina 200.

Summary statistics for Savannah State vs #6/6 South Carolina. Includes FG%, 3FG%, FT%, 2nd, 3rd, 4th quarter stats, Game, and Deadball Rebounds.

Officials: Alicia Walker, Carla Roberts, Roy Jackson  
Technical fouls: #6/6 South Carolina-None. Savannah State-None.  
Attendance: 1411

Score by periods table for Savannah State vs #6/6 South Carolina. Shows 1st, 2nd, 3rd, 4th quarter scores and Total.

Points In Off 2nd Fast table for Savannah State vs #6/6 South Carolina. Shows Points, In, Off, 2nd, Fast, T/O, Chance, Break, Bench.

Last FG - SC 4th-02:14, SSU 4th-04:13.  
Largest lead - SC by 40 4th-01:23, SSU None.  
SC led for 39:42. SSU led for 00:00. Game was tied for 00:18.

Score tied - 0 times.  
Lead changed - 0 times.



Official Basketball Box Score - Game Totals - Final Statistics  
Alabama vs #6/6 South Carolina  
01/01/17 2 p.m. at Columbia, S.C./Colonial Life Arena



Alabama 45 • 12-2 (0-1 SEC)

Box score table for Alabama vs #6/6 South Carolina. Columns include Player, FG-FGA, 3-Ptr, FT-FTA, Rebounds, PF, TP, A TO Blk Stl, Min. Total score: Alabama 45, South Carolina 200.

Summary statistics for Alabama vs #6/6 South Carolina. Includes FG%, 3FG%, FT%, 2nd, 3rd, 4th quarter stats, Game, and Deadball Rebounds.

#6/6 South Carolina 93 • 11-1 (1-0 SEC)

Box score table for #6/6 South Carolina vs Alabama. Columns include Player, FG-FGA, 3-Ptr, FT-FTA, Rebounds, PF, TP, A TO Blk Stl, Min. Total score: South Carolina 93, Alabama 200.

Summary statistics for #6/6 South Carolina vs Alabama. Includes FG%, 3FG%, FT%, 2nd, 3rd, 4th quarter stats, Game, and Deadball Rebounds.

Officials: Michael McConnell, Jules Gallien, Kylie Galloway  
Technical fouls: Alabama-None. #6/6 South Carolina-None.  
Attendance: 12069

Score by periods table for #6/6 South Carolina vs Alabama. Shows 1st, 2nd, 3rd, 4th quarter scores and Total.

Points In Off 2nd Fast table for #6/6 South Carolina vs Alabama. Shows Points, In, Off, 2nd, Fast, T/O, Chance, Break, Bench.

Last FG - UA 4th-03:56, SC 4th-01:54.  
Largest lead - UA None, SC by 48 4th-01:12.  
UA led for 00:00. SC led for 39:36. Game was tied for 00:24.

Score tied - 0 times.  
Lead changed - 0 times.





Official Basketball Box Score -- Game Totals -- Final Statistics
#5/5 South Carolina vs Auburn
1/5/17 6:00 p.m. at Auburn Arena -- Auburn, Ala.



#5/5 South Carolina 73 • 12-1, 2-0 SEC

Table with columns: Player, FG-FGA, 3-Ptr, FT-FTA, Rebounds, PF, TP, A TO Blk Stl, Min. Includes player stats for Wilson, Coates, Davis, Gray, Harris, Patrick, Cuevas-Moore, Cloney, and Herberr Harrigan.

Summary statistics table for the game, including FG%, 3FG%, FT%, and game totals.

Auburn 47 • 11-5, 1-1 SEC

Table with columns: Player, FG-FGA, 3-Ptr, FT-FTA, Rebounds, PF, TP, A TO Blk Stl, Min. Includes player stats for Jones, Jessica, Montgomery, Frerking, McKay, Alexander, Sanders, Jones, Lewis, and Dieng.

Summary statistics table for the game, including FG%, 3FG%, FT%, and game totals.

Officials: Lisa Mattingly, Brian Hall, Roy Gulbeyan
Technical fouls: #5/5 South Carolina-None. Auburn-None.
Attendance: 2144

Score by periods table showing 1st, 2nd, 3rd, 4th, and Total scores for both teams.

Points in paint, off T/O, 2nd chance, fast break, and bench points table.

Last FG - SC 4th-00:15, AU 4th-07:48.
Largest lead - SC by 26 4th-05:32, AU None.
SC led for 39:40. AU led for 00:00. Game was tied for 00:20.

Score tied - 0 times.
Lead changed - 0 times.



Official Basketball Box Score -- Game Totals -- Final Statistics
#5/5 South Carolina vs Florida
01/08/17 12 Noon ET at Gainesville, FL (Exactech Arena)



#5/5 South Carolina 81 • 13-1, 3-0 SEC

Table with columns: Player, FG-FGA, 3-Ptr, FT-FTA, Rebounds, PF, TP, A TO Blk Stl, Min. Includes player stats for Wilson, Coates, Davis, Gray, Harris, Patrick, Cuevas-Moore, Cloney, Bradshaw, and Herberr Harrigan.

Summary statistics table for the game, including FG%, 3FG%, FT%, and game totals.

Florida 62 • 9-7, 0-3 SEC

Table with columns: Player, FG-FGA, 3-Ptr, FT-FTA, Rebounds, PF, TP, A TO Blk Stl, Min. Includes player stats for Williams, Lorenzen, Fleming, Washington, Anderson, Searcy, Morang, and Copeland.

Summary statistics table for the game, including FG%, 3FG%, FT%, and game totals.

Officials: Beverly Roberts, Brian Garland, Charlie Hust
Technical fouls: #5/5 South Carolina-None. Florida-None.
Attendance: 2232
UF#24 T.Fleming fouls out at 0:32.2(3), SC#10 A.Gray 5:08(4)
UF#01 R.Williams at 3:58(4)

Score by periods table showing 1st, 2nd, 3rd, 4th, and Total scores for both teams.

Points in paint, off T/O, 2nd chance, fast break, and bench points table.

Last FG - SC 4th-00:55, UF 4th-00:41.
Largest lead - SC by 23 2nd-00:00, UF by 4 1st-02:36.
SC led for 35:01. UF led for 03:27. Game was tied for 01:31.

Score tied - 3 times.
Lead changed - 6 times.



Official Basketball Box Score -- Game Totals -- Final Statistics
Georgia vs #5/5 South Carolina
01/12/17 7 p.m. at Columbia, S.C./Colonial Life Arena



Georgia 63 • 10-7 (2-2 SEC)

Table with columns: Player, FG-FGA, 3-Ptr, FT-FTA, Rebounds, PF, TP, A TO Blk Stl, Min. Includes player stats for Calliya Robinson, Mackenzie Ingram, Pachis Roberts, Haley Clark, Simone Costa, Shanea Armbrister, Stephanie Paul, and Halle Washington.

Summary statistics table for the game, including FG%, 3FG%, FT%, and game totals.

#5/5 South Carolina 66 • 14-1 (4-0 SEC)

Table with columns: Player, FG-FGA, 3-Ptr, FT-FTA, Rebounds, PF, TP, A TO Blk Stl, Min. Includes player stats for Herberr Harrigan, Coates, Davis, Gray, Harris, Patrick, Cuevas-Moore, Cloney, and Team.

Summary statistics table for the game, including FG%, 3FG%, FT%, and game totals.

Officials: Jesse Dickerson, Felicia Grinter, Gina Cross
Technical fouls: Georgia-Halle Washington. #5/5 South Carolina-COATES, Alaina.
Attendance: 12043

Score by periods table showing 1st, 2nd, 3rd, 4th, and Total scores for both teams.

Points in paint, off T/O, 2nd chance, fast break, and bench points table.

Last FG - UGA 4th-00:46, SC 4th-01:20.
Largest lead - UGA by 2 1st-05:30, SC by 13 1st-00:45.
UGA led for 01:27. SC led for 36:18. Game was tied for 01:49.

Score tied - 3 times.
Lead changed - 6 times.



Official Basketball Box Score -- Game Totals -- Final Statistics
#5/5 South Carolina vs LSU
01/15/17 2 p.m. at Baton Rouge, LA (Maravich Center)



#5/5 South Carolina 84 • 15-1 (5-0 SEC)

Table with columns: Player, FG-FGA, 3-Ptr, FT-FTA, Rebounds, PF, TP, A TO Blk Stl, Min. Includes player stats for Gray, Alisha, Coates, Cuevas-Moore, Davis, Kaela, Harris, Tyasha, Patrick, Victoria, Cloney, Doniyah, Bradshaw, Araion, and Herberr Harrigan.

Summary statistics table for the game, including FG%, 3FG%, FT%, and game totals.

LSU 61 • 14-4 (3-2 SEC)

Table with columns: Player, FG-FGA, 3-Ptr, FT-FTA, Rebounds, PF, TP, A TO Blk Stl, Min. Includes player stats for Mitchell, Ayana, Hyder, Alexis, Jackson, Chloe, Moncrief, Raigyne, Hill, Rina, Norton, Shanice, Rhodes, Jasmine, Rhode-Harris, J., and Neubert, Tatum.

Summary statistics table for the game, including FG%, 3FG%, FT%, and game totals.

Officials: Maj Forsberg, Eric Brewton, Metta Roberts
Technical fouls: #5/5 South Carolina-None. LSU-None.
Attendance: 2840

Score by periods table showing 1st, 2nd, 3rd, 4th, and Total scores for both teams.

Points in paint, off T/O, 2nd chance, fast break, and bench points table.

Last FG - SC 4th-01:30, LSU 4th-02:03.
Largest lead - SC by 28 4th-03:00, LSU by 2 1st-09:48.
SC led for 35:16. LSU led for 02:15. Game was tied for 02:29.

Score tied - 5 times.
Lead changed - 5 times.



Official Basketball Box Score - Game Totals - Final Statistics
Ole Miss vs #5/5 South Carolina
01/19/17 7 p.m. at Columbia, S.C./Colonial Life Arena



Ole Miss 46 • 13-6 (2-4 SEC)

Table with columns: Player, FG-FGA, 3-Ptr, FT-FTA, Rebounds, PF, TP, A TO Blk Stl, Min. Includes player stats for Joseph, Shequila, Manuel, Taylor, Sisk, Erika, Sessom, Shandricka, Lewis, Torri, Glover, Bree, Muhate, Cecilia, Muhammad, Madinah, Hart, Bretta, Alston, Alissa, Rodgers, Kate, Gibson, Shelby, and Team.

1st-FG %: 5-14 35.7% 2nd: 4-12 33.3% 3rd: 5-11 45.5% 4th: 5-15 33.3% Game: 19-52 36.5% Deadball Rebounds 6
3FG %: 1-1 100.0% 0-2 0.0% 0-4 0.0% 1-2 50.0% 2-9 22.2%
FT %: 0-0 0.0% 3-4 75.0% 3-8 37.5% 0-2 0.0% 6-14 42.9%

#5/5 South Carolina 65 • 16-1 (6-0 SEC)

Table with columns: Player, FG-FGA, 3-Ptr, FT-FTA, Rebounds, PF, TP, A TO Blk Stl, Min. Includes player stats for WILSON, A'ja, COATES, Alaina, DAVIS, Kaela, GRAY, Allisha, HARRIS, Tyasha, PATRICK, Victoria, CUEVAS-MOORE, Bianc, CLINEY, Doniyah, BRADSHAW, Araion, HERBERT HARRIGAN, and Team.

1st-FG %: 7-19 36.8% 2nd: 6-14 42.9% 3rd: 5-10 50.0% 4th: 5-14 35.7% Game: 23-57 40.4% Deadball Rebounds 3,1
3FG %: 0-0 0.0% 1-4 25.0% 0-1 0.0% 1-4 25.0% 2-9 22.2%
FT %: 6-6 100.0% 4-6 66.7% 3-6 50.0% 1-4 25.0% 17-24 70.8%

Officials: Lisa Mattingly, Douglas Knight, Eric Koch
Technical fouls: Ole Miss-None. #5/5 South Carolina-None.
Attendance: 12518

Score by periods table with columns: 1st, 2nd, 3rd, 4th, Total. Shows scores for Ole Miss and #5/5 South Carolina.

Last FG - OM 4th-00:14, SC 4th-01:00.
Largest lead - OM by 2 1st-08:52, SC by 21 4th-00:29.
OM led for 00:59. SC led for 38:35. Game was tied for 00:16.

Score tied - 2 times.
Lead changed - 2 times.



Official Basketball Box Score - Game Totals - Final Statistics
#4/4 Mississippi St. vs #5/5 South Carolina
01/23/17 7 p.m. at Columbia, S.C./Colonial Life Arena



#4/4 Mississippi St. 61 • 20-1 (6-1 SEC)

Table with columns: Player, FG-FGA, 3-Ptr, FT-FTA, Rebounds, PF, TP, A TO Blk Stl, Min. Includes player stats for Breanna Richardson, Chinwe Okorie, Dominique Dillingham, Morgan William, Victoria Vivians, Blair Schaefer, Ameshya Williams, Roshunda Johnson, Ketaara Chapel, Teaira McCowan, Zion Campbell, and Team.

1st-FG %: 7-22 31.8% 2nd: 9-13 69.2% 3rd: 5-17 29.4% 4th: 5-14 35.7% Game: 26-66 39.4% Deadball Rebounds 2
3FG %: 2-6 33.3% 1-1 100.0% 2-4 50.0% 1-5 20.0%
FT %: 0-0 0.0% 0-5 0.0% 1-1 100.0% 2-3 66.7%

#5/5 South Carolina 64 • 17-1 (7-0 SEC)

Table with columns: Player, FG-FGA, 3-Ptr, FT-FTA, Rebounds, PF, TP, A TO Blk Stl, Min. Includes player stats for WILSON, A'ja, COATES, Alaina, DAVIS, Kaela, GRAY, Allisha, HARRIS, Tyasha, CUEVAS-MOORE, Bianc, CLINEY, Doniyah, HERBERT HARRIGAN, and Team.

1st-FG %: 6-12 50.0% 2nd: 4-6 66.7% 3rd: 5-12 41.7% 4th: 5-12 41.7% Game: 20-42 47.6% Deadball Rebounds 5,1
3FG %: 0-4 0.0% 0-1 0.0% 3-5 60.0% 0-3 0.0%
FT %: 3-3 100.0% 5-7 71.4% 8-12 66.7% 5-6 83.3%

Officials: Dee Kantner, Tina Napier, Bryan Enterline
Technical fouls: #4/4 Mississippi St.-None. #5/5 South Carolina-None.
Attendance: 13210

Score by periods table with columns: 1st, 2nd, 3rd, 4th, Total. Shows scores for #4/4 Mississippi St. and #5/5 South Carolina.

Points, In, Off, T/O, Chance, Break, Bench table for #4/4 Mississippi St. and #5/5 South Carolina.

Last FG - MS 4th-01:25, SC 4th-00:25.
Largest lead - MS by 9 2nd-00:24, SC by 4 3rd-05:38.
MS led for 21:56. SC led for 10:55. Game was tied for 07:09.

Score tied - 8 times.
Lead changed - 5 times.



Official Basketball Box Score - Game Totals - Final Statistics
#5/4 South Carolina vs Georgia
1/26/17 7 p.m. ET at Athens, Ga. (Stegeman Coliseum)



#5/4 South Carolina 62 • 18-1, 8-0 SEC

Table with columns: Player, FG-FGA, 3-Ptr, FT-FTA, Rebounds, PF, TP, A TO Blk Stl, Min. Includes player stats for WILSON, A'ja, COATES, Alaina, DAVIS, Kaela, GRAY, Allisha, HARRIS, Tyasha, CUEVAS-MOORE, Bianc, CLINEY, Doniyah, BRADSHAW, Araion, HERBERT HARRIGAN, and Team.

1st-FG %: 5-16 31.3% 2nd: 3-16 18.8% 3rd: 3-11 27.3% 4th: 9-14 64.3% Game: 20-57 35.1% Deadball Rebounds 7
3FG %: 1-4 25.0% 0-5 0.0% 2-4 50.0% 2-3 66.7% 5-16 31.3%
FT %: 0-0 0.0% 6-9 66.7% 5-14 35.7% 6-8 75.0%

Georgia 44 • 10-10, 2-5 SEC

Table with columns: Player, FG-FGA, 3-Ptr, FT-FTA, Rebounds, PF, TP, A TO Blk Stl, Min. Includes player stats for Calliya Robinson, Mackenzie Ingram, Shanea Armbrister, Pachis Roberts, Haley Clark, Stephanie Paul, Halle Washington, Simone Costa, and Team.

1st-FG %: 3-11 27.3% 2nd: 4-14 28.6% 3rd: 7-14 50.0% 4th: 6-15 40.0% Game: 20-54 37.0% Deadball Rebounds 0
3FG %: 0-1 0.0% 0-3 0.0% 0-2 0.0% 1-4 25.0% 1-10 10.0%
FT %: 0-0 0.0% 1-1 100.0% 1-3 33.3% 1-4 25.0%

Officials: Bob Trammell, Kevin Pethel and Meadow Overstreet
Technical fouls: #5/4 South Carolina-None. Georgia-Mackenzie Ingram.
Attendance: 3540

Score by periods table with columns: 1st, 2nd, 3rd, 4th, Total. Shows scores for #5/4 South Carolina and Georgia.

Points, In, Off, T/O, Chance, Break, Bench table for #5/4 South Carolina and Georgia.

Last FG - SC 4th-01:02, UGA 4th-00:44.
Largest lead - SC by 18 4th-00:25, UGA by 4 1st-07:44.
SC led for 31:01. UGA led for 04:21. Game was tied for 04:36.

Score tied - 2 times.
Lead changed - 1 time.



Official Basketball Box Score - Game Totals - Final Statistics
Tennessee vs #4/4 South Carolina
01/30/17 6 p.m. at Columbia, S.C./Colonial Life Arena



Tennessee 76 • 14-7 (5-3 SEC)

Table with columns: Player, FG-FGA, 3-Ptr, FT-FTA, Rebounds, PF, TP, A TO Blk Stl, Min. Includes player stats for Nared, Jaime, Russell, Mercedes, Reynolds, Jordan, Jackson, Meme, DeShields, Diamond, Nunn, Schaquilla, Middleton, Alexa, and Team.

1st-FG %: 8-15 53.3% 2nd: 9-16 56.3% 3rd: 3-15 20.0% 4th: 9-13 69.2% Game: 29-59 49.2% Deadball Rebounds 4,4
3FG %: 1-4 25.0% 1-2 50.0% 0-1 0.0% 1-1 100.0% 3-8 37.5%
FT %: 3-6 50.0% 0-1 0.0% 7-8 87.5% 5-6 83.3%

#4/4 South Carolina 74 • 18-2 (8-1 SEC)

Table with columns: Player, FG-FGA, 3-Ptr, FT-FTA, Rebounds, PF, TP, A TO Blk Stl, Min. Includes player stats for WILSON, A'ja, COATES, Alaina, DAVIS, Kaela, GRAY, Allisha, HARRIS, Tyasha, CUEVAS-MOORE, Bianc, CLINEY, Doniyah, BRADSHAW, Araion, HERBERT HARRIGAN, and Team.

1st-FG %: 11-21 52.4% 2nd: 3-12 25.0% 3rd: 6-13 46.2% 4th: 8-15 53.3% Game: 28-61 45.9% Deadball Rebounds 1
3FG %: 1-3 33.3% 1-4 25.0% 1-3 33.3% 3-3 100.0%
FT %: 3-4 75.0% 3-4 75.0% 4-6 66.7%

Officials: Susan Blauch, Michael Price, Brian Garland
Technical fouls: Tennessee-None. #4/4 South Carolina-WILSON, A'ja.
Attendance: 13690

Score by periods table with columns: 1st, 2nd, 3rd, 4th, Total. Shows scores for Tennessee and #4/4 South Carolina.

Points, In, Off, T/O, Chance, Break, Bench table for Tennessee and #4/4 South Carolina.

Last FG - TN 4th-00:46, SC 4th-00:15.
Largest lead - TN by 11 4th-05:51, SC by 9 1st-01:42.
TN led for 14:20. SC led for 20:45. Game was tied for 04:54.

Score tied - 9 times.
Lead changed - 15 times.



Official Basketball Box Score - Game Totals - Final Statistics
#4/6 South Carolina vs #25/- Kentucky
02/02/17 7:02 pm at Memorial Coliseum - Lexington, KY



#4/6 South Carolina 75 • 19-2, 9-1

Box score table for South Carolina vs Kentucky. Columns include Player, FG-FGA, 3-Ptr, FT-FTA, Rebounds, PF, TP, A TO Blk, Stl, Min. Totals: 28-56, 7-19, 12-15, 10 30 40, 18 75, 19 17 8 7 200.

Summary statistics for South Carolina vs Kentucky. 1st FG %: 7-17 41.2%, 2nd: 8-15 53.3%, 3rd: 6-11 54.5%, 4th: 7-13 53.8%, Game: 28-56 50.0%, Deadball Rebounds: 3.

#25/- Kentucky 63 • 15-8, 6-4

Box score table for Kentucky vs South Carolina. Columns include Player, FG-FGA, 3-Ptr, FT-FTA, Rebounds, PF, TP, A TO Blk, Stl, Min. Totals: 21-62, 6-19, 13-20, 12 17 29, 15 63, 9 14 0 5 200.

Summary statistics for Kentucky vs South Carolina. 1st FG %: 7-16 43.8%, 2nd: 2-15 13.3%, 3rd: 5-16 31.3%, 4th: 7-15 46.7%, Game: 21-62 33.9%, Deadball Rebounds: 41.

Officials: Lisa Mattingly, Jesse Dickerson, Roy Gulbeyan
Technical fouls: #4/6 South Carolina-COATES, Alaina. #25/- Kentucky-None.
Attendance: 5533

Score by periods table for South Carolina vs Kentucky. 1st 20, 2nd 22, 3rd 15, 4th 18, Total 75.

Points in game table for South Carolina vs Kentucky. In 34, Off 15, 2nd 11, Fast 2, Bench 10.

Last FG - SC 4th-00:24, UK 4th-00:51.
Largest lead - SC by 27 3rd-02:51, UK by 1 1st-08:44.
SC led for 36:22. UK led for 01:17. Game was tied for 02:21.

Score tied - 4 times.
Lead changed - 4 times.



Official Basketball Box Score - Game Totals - Final Statistics
#4/6 South Carolina vs Arkansas
02/05/17 1 p.m. at Fayetteville, Ark. (Bud Walton Arena)



#4/6 South Carolina 79 • 20-2, 10-1 SEC

Box score table for South Carolina vs Arkansas. Columns include Player, FG-FGA, 3-Ptr, FT-FTA, Rebounds, PF, TP, A TO Blk, Stl, Min. Totals: 28-58, 5-14, 18-20, 16 30 46, 13 79, 17 12 4 10 200.

Summary statistics for South Carolina vs Arkansas. 1st FG %: 8-16 50.0%, 2nd: 9-17 52.9%, 3rd: 6-11 54.5%, 4th: 5-14 35.7%, Game: 28-58 48.3%, Deadball Rebounds: 11.

Arkansas 49 • 13-10, 2-8 SEC

Box score table for Arkansas vs South Carolina. Columns include Player, FG-FGA, 3-Ptr, FT-FTA, Rebounds, PF, TP, A TO Blk, Stl, Min. Totals: 18-65, 6-29, 7-8, 15 15 30, 17 49, 10 13 1 4 200.

Summary statistics for Arkansas vs South Carolina. 1st FG %: 4-18 22.2%, 2nd: 7-19 36.8%, 3rd: 2-12 16.7%, 4th: 5-16 31.3%, Game: 18-65 27.7%, Deadball Rebounds: 2.

Officials: Cameron Inouye, Douglas Knight, Laura C Morris
Technical fouls: #4/6 South Carolina-None. Arkansas-None.
Attendance: 1650
Estimated Actual Attendance: 919

Score by periods table for Arkansas vs South Carolina. 1st 21, 2nd 22, 3rd 13, 4th 17, Total 73.

Points in game table for Arkansas vs South Carolina. In 18, Off 22, 2nd 15, Fast 9, Bench 19.

Last FG - SC 4th-00:43, AR 4th-02:59.
Largest lead - SC by 33 4th-07:53, AR None.
SC led for 38:35. AR led for 00:00. Game was tied for 01:25.

Score tied - 0 times.
Lead changed - 0 times.



Official Basketball Box Score - Game Totals - Final Statistics
Auburn vs #6/6 South Carolina
02/09/17 7 p.m. at Columbia, S.C./Colonial Life Arena



Auburn 41 • 15-10 (5-6 SEC)

Box score table for Auburn vs South Carolina. Columns include Player, FG-FGA, 3-Ptr, FT-FTA, Rebounds, PF, TP, A TO Blk, Stl, Min. Totals: 14-47, 7-18, 6-8, 10 11 21, 11 41, 10 10 3 8 200.

Summary statistics for Auburn vs South Carolina. 1st FG %: 4-16 25.0%, 2nd: 2-12 16.7%, 3rd: 3-12 25.0%, 4th: 5-7 71.4%, Game: 14-47 29.8%, Deadball Rebounds: 2.

#6/6 South Carolina 60 • 21-2 (11-1 SEC)

Box score table for South Carolina vs Auburn. Columns include Player, FG-FGA, 3-Ptr, FT-FTA, Rebounds, PF, TP, A TO Blk, Stl, Min. Totals: 25-44, 5-14, 5-8, 10 20 30, 10 60, 18 14 7 3 200.

Summary statistics for South Carolina vs Auburn. 1st FG %: 6-11 54.5%, 2nd: 7-12 58.3%, 3rd: 8-13 61.5%, 4th: 4-8 50.0%, Game: 25-44 56.8%, Deadball Rebounds: 13.

Officials: Dee Kantner, Gina Cross, Frank Steratore
Technical fouls: Auburn-None. #6/6 South Carolina-None.
Attendance: 13360

Score by periods table for South Carolina vs Auburn. 1st 9, 2nd 7, 3rd 9, 4th 16, Total 41.

Points in game table for South Carolina vs Auburn. In 19, Off 16, 2nd 12, Fast 4, Bench 7.

Last FG - AU 4th-02:13, SC 4th-02:44.
Largest lead - AU None, SC by 25 3rd-03:28.
AU led for 00:00. SC led for 38:51. Game was tied for 01:09.

Score tied - 1 time.
Lead changed - 0 times.



Official Basketball Box Score - Game Totals - Final Statistics
#6/6 South Carolina vs #1/1 UConn
02/13/17 9:15 p.m. at Gampel Pavilion (Storrs, Conn.)



#6/6 South Carolina 55 • 21-3

Box score table for South Carolina vs UConn. Columns include Player, FG-FGA, 3-Ptr, FT-FTA, Rebounds, PF, TP, A TO Blk, Stl, Min. Totals: 20-57, 6-21, 9-14, 15 21 36, 18 55, 11 17 5 6 200.

Summary statistics for South Carolina vs UConn. 1st FG %: 6-12 50.0%, 2nd: 5-11 45.5%, 3rd: 4-16 25.0%, 4th: 5-18 27.8%, Game: 20-57 35.1%, Deadball Rebounds: 5.

#1/1 UConn 66 • 25-0

Box score table for UConn vs South Carolina. Columns include Player, FG-FGA, 3-Ptr, FT-FTA, Rebounds, PF, TP, A TO Blk, Stl, Min. Totals: 26-63, 4-17, 10-10, 16 22 38, 17 66, 20 12 2 8 200.

Summary statistics for UConn vs South Carolina. 1st FG %: 8-18 44.4%, 2nd: 7-16 43.8%, 3rd: 7-17 41.2%, 4th: 4-12 33.3%, Game: 26-63 41.3%, Deadball Rebounds: 0.

Officials: Joseph Vaszily, Scott Yarbrough, Rachelle Jones
Technical fouls: #6/6 South Carolina-None. #1/1 UConn-None.
Attendance: 10167

Score by periods table for UConn vs South Carolina. 1st 16, 2nd 13, 3rd 10, 4th 16, Total 55.

Points in game table for UConn vs South Carolina. In 19, Off 16, 2nd 12, Fast 4, Bench 7.

Last FG - SC 4th-00:18, UCONN 4th-02:15.
Largest lead - SC by 3 2nd-05:42, UCONN by 16 4th-04:22.
SC led for 05:11. UCONN led for 30:43. Game was tied for 04:06.

Score tied - 5 times.
Lead changed - 6 times.



Official Basketball Box Score - Game Totals - Final Statistics
Vanderbilt vs #6/5 South Carolina
02/16/17 7 p.m. at Columbia, S.C./Colonial Life Arena



Vanderbilt 51 • 12-14 (2-11 SEC)

Box score table for Vanderbilt vs South Carolina. Columns include Player, FG-FGA, 3-Ptr, FT-FTA, Rebounds, PF, TP, A TO Blk Stl, Min. Totals: 12-53, 4-18, 23-28, 15 26 41, 28 51, 7 20 1 2 200.

Summary statistics for Vanderbilt vs South Carolina. 1st FG %: 2-10 20.0%, 2nd: 4-12 33.3%, 3rd: 5-15 33.3%, 4th: 1-16 6.3%, Game: 12-53 22.6%, Deadball Rebounds: 5, 2.

#6/5 South Carolina 82 • 22-3 (12-1 SEC)

Box score table for #6/5 South Carolina vs Vanderbilt. Columns include Player, FG-FGA, 3-Ptr, FT-FTA, Rebounds, PF, TP, A TO Blk Stl, Min. Totals: 32-67, 3-18, 15-31, 12 25 37, 19 82, 19 5 7 12 200.

Summary statistics for #6/5 South Carolina vs Vanderbilt. 1st FG %: 10-21 47.6%, 2nd: 9-17 52.9%, 3rd: 6-14 42.9%, 4th: 7-15 46.7%, Game: 32-67 47.8%, Deadball Rebounds: 11, 1.

Officials: Cameron Inouye, William L. Smith, Douglas Knight
Technical fouls: Vanderbilt-None. #6/5 South Carolina-None.
Attendance: 13089

Score by periods table for Vanderbilt vs South Carolina. 1st: 6, 2nd: 20, 3rd: 16, 4th: 9, Total: 51.

Points in game table for Vanderbilt vs South Carolina. In: 10, Off: 7, 2nd: 18, Fast: 6, Bench: 26.

Last FG - VANDY 4th-03:58, SC 4th-02:24.
Largest lead - VANDY None, SC by 33 4th-04:20.
VANDY led for 00:00. SC led for 38:50. Game was tied for 01:10.

Score tied - 0 times.
Lead changed - 0 times.



Official Basketball Box Score - Game Totals - Final Statistics
#6/5 South Carolina vs Mizzou
02/19/17 2 p.m. at Mizzou Arena



#6/5 South Carolina 60 • 22-4, 12-2

Box score table for #6/5 South Carolina vs Mizzou. Columns include Player, FG-FGA, 3-Ptr, FT-FTA, Rebounds, PF, TP, A TO Blk Stl, Min. Totals: 21-51, 3-18, 15-22, 8 26 34, 19 60, 9 14 3 12 200.

Summary statistics for #6/5 South Carolina vs Mizzou. 1st FG %: 5-14 35.7%, 2nd: 4-12 33.3%, 3rd: 8-13 61.5%, 4th: 4-12 33.3%, Game: 21-51 41.2%, Deadball Rebounds: 3, 1.

Mizzou 62 • 19-9, 9-5

Box score table for Mizzou vs #6/5 South Carolina. Columns include Player, FG-FGA, 3-Ptr, FT-FTA, Rebounds, PF, TP, A TO Blk Stl, Min. Totals: 24-49, 6-18, 8-11, 8 26 34, 23 62, 10 21 1 6 200.

Summary statistics for Mizzou vs #6/5 South Carolina. 1st FG %: 6-15 40.0%, 2nd: 4-9 44.4%, 3rd: 8-14 57.1%, 4th: 6-11 54.5%, Game: 24-49 49.0%, Deadball Rebounds: 6, 1.

Officials: Bryan Enterline, Metta Roberts, Luis Gonzalez
Technical fouls: #6/5 South Carolina-None. Mizzou-None.
Attendance: 5789

Score by periods table for Mizzou vs #6/5 South Carolina. 1st: 10, 2nd: 20, 3rd: 18, 4th: 12, Total: 60.

Points in game table for Mizzou vs #6/5 South Carolina. In: 15, Off: 11, 2nd: 18, Fast: 4, Bench: 8.

Last FG - SC 4th-01:24, MU 4th-00:01.
Largest lead - SC by 10 3rd-06:06, MU by 5 1st-00:09.
SC led for 17:47. MU led for 15:20. Game was tied for 06:53.

Score tied - 13 times.
Lead changed - 14 times.



Official Basketball Box Score - Game Totals - Final Statistics
#7/7 South Carolina vs Texas A&M
02/23/17 8 p.m. at College Station, Texas (Reed Arena)



#7/7 South Carolina 80 • 23-4, 13-2 SEC

Box score table for #7/7 South Carolina vs Texas A&M. Columns include Player, FG-FGA, 3-Ptr, FT-FTA, Rebounds, PF, TP, A TO Blk Stl, Min. Totals: 31-62, 3-11, 15-16, 10 28 38, 15 80, 15 11 5 13 200.

Summary statistics for #7/7 South Carolina vs Texas A&M. 1st FG %: 8-15 53.3%, 2nd: 11-16 68.8%, 3rd: 6-17 35.3%, 4th: 6-14 42.9%, Game: 31-62 50.0%, Deadball Rebounds: 1.

Texas A&M 64 • 19-9, 9-6 SEC

Box score table for Texas A&M vs #7/7 South Carolina. Columns include Player, FG-FGA, 3-Ptr, FT-FTA, Rebounds, PF, TP, A TO Blk Stl, Min. Totals: 24-59, 5-11, 11-17, 12 21 33, 14 64, 17 15 2 2 200.

Summary statistics for Texas A&M vs #7/7 South Carolina. 1st FG %: 7-17 41.2%, 2nd: 7-14 50.0%, 3rd: 3-14 21.4%, 4th: 7-14 50.0%, Game: 24-59 40.7%, Deadball Rebounds: 1.

Officials: Dee Kantner, Mark Zentz, Eric
Technical fouls: #7/7 South Carolina-None. Texas A&M-None.
Attendance: 6402

Score by periods table for Texas A&M vs #7/7 South Carolina. 1st: 19, 2nd: 22, 3rd: 19, 4th: 20, Total: 80.

Points in game table for Texas A&M vs #7/7 South Carolina. In: 18, Off: 22, 2nd: 18, Fast: 5, Bench: 17.

Last FG - SC 4th-01:52, TAMU 4th-00:41.
Largest lead - SC by 20 4th-05:52, TAMU by 3 1st-04:51.
SC led for 30:24. TAMU led for 07:46. Game was tied for 01:50.

Score tied - 5 times.
Lead changed - 12 times.



Official Basketball Box Score - Game Totals - Final Statistics
#22/- Kentucky vs #7/7 South Carolina
02/26/17 2 p.m. at Columbia, S.C./Colonial Life Arena



#22/- Kentucky 87 • 20-9 (11-5 SEC)

Box score table for #22/- Kentucky vs #7/7 South Carolina. Columns include Player, FG-FGA, 3-Ptr, FT-FTA, Rebounds, PF, TP, A TO Blk Stl, Min. Totals: 30-67, 9-26, 18-21, 11 28 29, 26 87, 12 9 1 5 200.

Summary statistics for #22/- Kentucky vs #7/7 South Carolina. 1st FG %: 6-14 42.9%, 2nd: 8-17 47.1%, 3rd: 5-15 33.3%, 4th: 11-21 52.4%, Game: 30-67 44.8%, Deadball Rebounds: 1, 1.

#7/7 South Carolina 95 • 24-4 (14-2 SEC)

Box score table for #7/7 South Carolina vs #22/- Kentucky. Columns include Player, FG-FGA, 3-Ptr, FT-FTA, Rebounds, PF, TP, A TO Blk Stl, Min. Totals: 34-55, 2-7, 25-34, 6 25 31, 19 95, 19 9 4 4 200.

Summary statistics for #7/7 South Carolina vs #22/- Kentucky. 1st FG %: 11-19 57.9%, 2nd: 8-13 61.5%, 3rd: 5-9 55.6%, 4th: 10-14 71.4%, Game: 34-55 61.8%, Deadball Rebounds: 5, 3.

Officials: Susan Blauch, Michael McConnell, Carla Fountain
Technical fouls: #22/- Kentucky-None. #7/7 South Carolina-None.
Attendance: 18000

Score by periods table for #7/7 South Carolina vs #22/- Kentucky. 1st: 17, 2nd: 23, 3rd: 15, 4th: 32, Total: 87.

Points in game table for #7/7 South Carolina vs #22/- Kentucky. In: 25, Off: 23, 2nd: 17, Fast: 30, Bench: 95.

Last FG - UK 4th-00:11, SC 4th-01:31.
Largest lead - UK None, SC by 14 2nd-05:58.
UK led for 00:00. SC led for 39:14. Game was tied for 00:37.

Score tied - 1 time.
Lead changed - 0 times.





Official Basketball Box Score - Game Totals - Final Statistics
Georgia vs #5/5 South Carolina
03/03/17 12 noon at Bon Secours Wellness Arena-Greenville, SC



Georgia 48 • 16-15

Table with columns: Player, Total, 3-Ptr, Rebounds, PF, TP, A TO Blk Stl, Min. Rows include Stephanie Paul, Caliya Robinson, Mackenzie Ingram, Pachis Roberts, Haley Clark, Shanea Armbrister, Halle Washington, Simone Costa, Team, and Totals.

Summary statistics table with columns: 1st, 2nd, 3rd, 4th, Game, Deadball Rebounds. Includes FG%, 3FG%, FT%, and other metrics.

#5/5 South Carolina 72 • 25-4

Table with columns: Player, Total, 3-Ptr, Rebounds, PF, TP, A TO Blk Stl, Min. Rows include HERBERT HARRIGAN, WILSON, A'ja, DAVIS, Kaela, GRAY, Allisha, HARRIS, Tyasha, PATRICK, Victoria, CUEVAS-MOORE, Bianca, CLINEY, Doniyah, BRADSHAW, Araion, DAVIS, Tiffany, Team, and Totals.

Summary statistics table for South Carolina with columns: 1st, 2nd, 3rd, 4th, Game, Deadball Rebounds.

Officials: Beverly Roberts, Eric Brewton, Eric Koch, A-E. Sidlasky
Technical fouls: Georgia-None. #5/5 South Carolina-None.
Attendance: 5702

Score by periods table with columns: 1st, 2nd, 3rd, 4th, Total. Rows for Georgia and #5/5 South Carolina.

Last FG - UGA 4th-00:28, SC 4th-03:11.
Largest lead - UGA by 3 1st-08:37, SC by 34 3rd-03:43.
UGA led for 02:11. SC led for 35:24. Game was tied for 02:20.

Points in Paint, Off T/O, 2nd Chance, Fast Break, Bench. Rows for UGA and SC.

Score tied - 2 times.
Lead changed - 1 time.



Official Basketball Box Score - Game Totals - Final Statistics
#20/24 Kentucky vs #5/5 South Carolina
03/04/17 5:00 pm at Bon Secours Wellness Arena-Greenville, SC



#20/24 Kentucky 77 • 21-10

Table with columns: Player, Total, 3-Ptr, Rebounds, PF, TP, A TO Blk Stl, Min. Rows include Akhator, Evelyn, Rice, Alyssa, Morris, Maci, Cann, Makenzie, Epps, Makayla, Hardin, Jessica, Roper, Jaida, Team, and Totals.

Summary statistics table for Kentucky with columns: 1st, 2nd, 3rd, 4th, Game, Deadball Rebounds.

#5/5 South Carolina 89 • 26-4

Table with columns: Player, Total, 3-Ptr, Rebounds, PF, TP, A TO Blk Stl, Min. Rows include HERBERT HARRIGAN, WILSON, A'ja, DAVIS, Kaela, GRAY, Allisha, HARRIS, Tyasha, PATRICK, Victoria, CUEVAS-MOORE, Bianca, CLINEY, Doniyah, BRADSHAW, Araion, DAVIS, Tiffany, COATES, Alaina, Team, and Totals.

Summary statistics table for South Carolina with columns: 1st, 2nd, 3rd, 4th, Game, Deadball Rebounds.

Officials: Lisa Mattingly, Bob Trammell, Brian Garland, A-E. Brewton
Technical fouls: #20/24 Kentucky-None. #5/5 South Carolina-None.
Attendance: 7554

Score by periods table with columns: 1st, 2nd, 3rd, 4th, Total. Rows for #20/24 Kentucky and #5/5 South Carolina.

Last FG - KY 4th-00:50, SC 4th-02:05.
Largest lead - KY None, SC by 14 3rd-07:58.
KY led for 00:00. SC led for 39:29. Game was tied for 00:16.

Points in Paint, Off T/O, 2nd Chance, Fast Break, Bench. Rows for KY and SC.

Score tied - 0 times.
Lead changed - 0 times.



Official Basketball Box Score - Game Totals - Final Statistics
#6/7 Mississippi State vs #5/5 South Carolina
03/05/17 3:02 pm at Bon Secours Wellness Arena-Greenville, SC



#6/7 Mississippi State 49 • 29-4

Table with columns: Player, Total, 3-Ptr, Rebounds, PF, TP, A TO Blk Stl, Min. Rows include Richardson, Breanna, Okorie, Chinwe, Dillingham, Dominique, William, Morgan, Vivians, Victoria, Schaefer, Blair, Holmes, Jazzmun, Johnson, Roshunda, Chapel, Ketara, McCowan, Teaira, Team, and Totals.

Summary statistics table for Mississippi State with columns: 1st, 2nd, 3rd, 4th, Game, Deadball Rebounds.

#5/5 South Carolina 59 • 27-4

Table with columns: Player, Total, 3-Ptr, Rebounds, PF, TP, A TO Blk Stl, Min. Rows include WILSON, A'ja, CUEVAS-MOORE, Bianca, DAVIS, Kaela, GRAY, Allisha, HARRIS, Tyasha, CLINEY, Doniyah, HERBERT HARRIGAN, Team, and Totals.

Summary statistics table for South Carolina with columns: 1st, 2nd, 3rd, 4th, Game, Deadball Rebounds.

Officials: Dee Kantner, Mark Zentz, Felicia Grinter, A-Sue Blau
Technical fouls: #6/7 Mississippi State-None. #5/5 South Carolina-None.
Attendance: 7715

Score by periods table with columns: 1st, 2nd, 3rd, 4th, Total. Rows for #6/7 Mississippi State and #5/5 South Carolina.

Last FG - MST 4th-04:42, SC 4th-00:54.
Largest lead - MST by 5 3rd-01:28, SC by 10 4th-00:35.
MST led for 05:31. SC led for 32:17. Game was tied for 02:12.

Points in Paint, Off T/O, 2nd Chance, Fast Break, Bench. Rows for MST and SC.

Score tied - 3 times.
Lead changed - 10 times.



Official Basketball Box Score - Game Totals - Final Statistics
UNC Asheville vs #3/4 South Carolina
03/17/17 5 p.m. ET at Columbia, S.C. (Colonial Life Arena)



UNC Asheville 40 • 19-15

Table with columns: Player, Total, 3-Ptr, Rebounds, PF, TP, A TO Blk Stl, Min. Rows include SCOTT, Zip, WEAVER, KJ, FITZGERALD, Bronza, MAJOR, Chatori, WEBB, Khaila, TONEY, Alexis, DENGOKL, Sonora, TRANI, Ali, Team, and Totals.

Summary statistics table for UNC Asheville with columns: 1st, 2nd, 3rd, 4th, Game, Deadball Rebounds.

#3/4 South Carolina 90 • 28-4

Table with columns: Player, Total, 3-Ptr, Rebounds, PF, TP, A TO Blk Stl, Min. Rows include WILSON, A'ja, CUEVAS-MOORE, Bianca, DAVIS, Kaela, GRAY, Allisha, HARRIS, Tyasha, PATRICK, Victoria, CLINEY, Doniyah, BRADSHAW, Araion, DAVIS, Tiffany, HERBERT HARRIGAN, Team, and Totals.

Summary statistics table for South Carolina with columns: 1st, 2nd, 3rd, 4th, Game, Deadball Rebounds.

Officials: Lisa Mattingly, Benny Lua, Barbara Smith
Technical fouls: UNC Asheville-None. #3/4 South Carolina-None.
Attendance: 8215

2017 NCAA Women's Basketball Tournament - Columbia Regional First Round

Score by periods table with columns: 1st, 2nd, 3rd, 4th, Total. Rows for UNC Asheville and #3/4 South Carolina.

Last FG - UNCA 4th-01:33, SC 4th-00:35.
Largest lead - UNCA by 4 1st-08:58, SC by 50 4th-01:43.
UNCA led for 01:43. SC led for 36:14. Game was tied for 02:03.

Points in Paint, Off T/O, 2nd Chance, Fast Break, Bench. Rows for UNCA and SC.

Score tied - 4 times.
Lead changed - 3 times.



Official Basketball Box Score -- Game Totals -- Final Statistics  
**Arizona State vs #3/4 South Carolina**  
 03/19/17 7:05 p.m. ET at Columbia, S.C. (Colonial Life Arena)



**Arizona State 68 • 20-13**

#	Player	Total			3-Ptr			Rebounds			PF	TP	A	TO	Blk	Stl	Min
		FG-FGA	FG-FGA	FT-FTA	FG-FGA	FG-FGA	FT-FTA	Off	Def	Tot							
21	Brunner, Sophie	f	7-18	0-1	6-8	4	5	9	4	20	4	1	0	1	32		
22	Dornstauder, Quinn	c	2-5	0-0	3-5	2	3	5	4	7	2	2	0	3	22		
01	Richardson, Reili	g	6-11	2-4	2-2	0	2	2	2	16	1	6	0	0	30		
03	Haines, Sabrina	g	3-4	3-4	3-3	0	0	0	3	12	0	3	0	0	29		
24	Moos, Kelsey	g	1-3	0-1	0-0	1	5	6	3	2	0	1	0	2	27		
04	Russell, Kiara		0-4	0-0	0-0	0	1	1	1	0	3	0	0	0	20		
11	Ryan, Robbi		1-4	0-0	0-0	2	2	4	1	2	3	0	0	0	15		
42	Ibis, Kianna		2-6	0-0	1-2	2	2	4	1	5	1	0	0	2	20		
44	Hattis, Sara		0-0	0-0	0-0	0	1	1	2	0	0	1	0	0	2		
52	Ruden, Jamie		2-4	0-1	0-0	1	0	1	2	4	0	1	0	0	3		
Team						2	1	3									
Totals			24-59	5-11	15-20	14	22	36	23	68	14	15	0	8	200		

1st - FG %: 7-15 46.7%    2nd: 8-15 53.3%    3rd: 3-15 20.0%    4th: 6-14 42.9%    Game: 24-59 40.7%    Deadball Rebounds: 4,2  
 3FG %: 0-0 0.0%    1-2 50.0%    2-6 33.3%    2-3 66.7%    5-11 45.5%  
 FT %: 1-1 100.0%    7-9 77.8%    6-8 75.0%    1-2 50.0%    15-20 75.0%

**#3/4 South Carolina 71 • 29-4**

#	Player	Total			3-Ptr			Rebounds			PF	TP	A	TO	Blk	Stl	Min
		FG-FGA	FG-FGA	FT-FTA	FG-FGA	FG-FGA	FT-FTA	Off	Def	Tot							
22	WILSON, A'ja	f	7-14	0-0	7-7	4	7	11	4	21	0	2	2	0	33		
01	CUEVAS-MOORE, Bianc	g	1-8	1-4	4-4	0	2	2	2	7	0	1	0	4	29		
03	DAVIS, Kaela	g	6-13	2-7	6-8	0	3	3	4	20	4	2	0	2	29		
10	GRAY, Allisha	g	4-10	0-0	3-3	2	6	8	3	11	2	2	0	0	32		
52	HARRIS, Tyasha	g	1-1	1-1	0-2	0	1	1	3	3	3	2	0	0	32		
04	CLINEY, Doniyah		2-3	0-0	0-0	0	1	1	1	4	2	2	2	2	29		
21	HERBERT HARRIGAN,		1-1	0-0	3-4	0	2	2	3	5	0	1	1	2	16		
Team						1	0	1									
Totals			22-50	4-12	23-28	7	22	29	20	71	11	12	5	10	200		

1st - FG %: 7-13 53.8%    2nd: 3-11 27.3%    3rd: 7-16 43.8%    4th: 5-10 50.0%    Game: 22-50 44.0%    Deadball Rebounds: 2  
 3FG %: 2-5 40.0%    0-1 0.0%    2-4 50.0%    0-2 0.0%    4-12 33.3%  
 FT %: 3-4 75.0%    8-8 100.0%    2-2 100.0%    10-14 71.4%    23-28 82.1%

Officials: Lisa Mattingly, Benny Luna, Rachelle Jones  
 Technical fouls: Arizona State-TEAM. #3/4 South Carolina-None.  
 Attendance: 8276  
 2017 NCAA Women's Basketball Tournament - Columbia Regional  
 Second Round

Score by periods	1st	2nd	3rd	4th	Total
Arizona State	15	24	14	15	68
#3/4 South Carolina	19	14	18	20	71

Points	In		Off		2nd	Fast	Bench
	Paint	T/O	Chance	Break			
ASU	31	14	14	7	11		
SC	32	15	13	7	9		

Last FG - ASU 4th-02:04, SC 4th-00:48.  
 Largest lead - ASU by 11 3rd-08:06, SC by 10 4th-05:51.  
 ASU led for 15:41, SC led for 21:36. Game was tied for 02:43.

Score tied - 7 times.  
 Lead changed - 9 times.





# Dawn Staley

## Head Coach

### 9th Season at South Carolina Virginia, 1992

When three-time Olympic gold medalist Dawn Staley took the reins of the University of South Carolina women's basketball program on May 10, 2008, the Gamecocks' stature immediately rose not just in the Southeastern Conference but on the national stage as well. Building on a foundation of hard work, defensive effort and a "team first" mentality, South Carolina began to realize those expectations in 2011-12, and the program has continued to thrive as one of seven in the nation to be ranked in every Associated Press Top 25 poll since the start of the 2013-14 season. The Gamecocks boast six straight 25-win seasons, which include four SEC regular-season championships (2014, 2015, 2016, 2017), three SEC Tournament titles (2015, 2016, 2017), an NCAA Final Four appearance (2015) and three other Sweet 16 seasons (2012, 2014, 2016), the program's first ever No. 1 national ranking and a school-record 34 wins in 2014-15. Staley's success has united every demographic in the state of South Carolina as the Gamecocks' fan base tripled over a span of three seasons, and twice led the nation in home attendance (2014-15, 2015-16).

While her coaching career is blossoming, Staley is still recognized for her body of work as a one of the most decorated participants in United States women's basketball history. The Naismith Memorial Basketball Hall of Fame solidified her legacy with her enshrinement as part of the Class of 2013. The Phoenix Club of Philadelphia established the Dawn Staley Award recognizing the nation's top guard in women's Division I basketball in 2013 as well. Staley was inducted into the Women's Basketball Hall of Fame as part of the Class of 2012 and was one of the final nominees for induction to the U.S. Olympic Hall of Fame the same year. In the summer of 2011, the WNBA recognized her as one of the league's "Top 15," honoring the most influential players in the league's history.

Now in her 17th season as a head coach, Staley has amassed a 389-160 (.709) record, including her 217-80 (.731) slate in her ninth season at South Carolina. She has led her teams to eight 25-win seasons, a total of 13 postseason appearances (two WNIT) and 69 weeks in the Associated Press top 10, including 12 in the No. 1 spot. Also a force in USA Basketball, she was named the U.S. Women's National Team head coach for 2017-20. Already Staley has been the head coach of three gold medal teams – 2015 FIBA U19 World Championships, 2014 FIBA U18 Americas Championship, 2007 Pan Am Games – and served as an assistant on the Senior National Team 2006-08 and again from 2014 to present, helping the team to gold medals in the 2014 FIBA World Championship and the 2008 and 2016 Olympic Games.

In her ninth season at the helm of the Gamecocks, Staley has been named National Coach of the Year (2014, Basketball Times), a Naismith National Coach of the Year Finalist (2014, 2015, 2016), SEC Coach of the Year (2014, Coaches and AP; 2015, Coaches; 2016, Coaches and AP) and BCA Female Coach of the Year (2012). She became the fastest coach to 200 wins in program history, needing just 277 games at South Carolina to reach the plateau.

Under Staley's leadership, four Gamecocks have collected eight All-America selections, two have picked up four SEC Player of the Year honors, two have earned SEC Defensive Player of the Year recognition, one has been the SEC 6th Player of the Year and three were named SEC Freshman of the Year. She has coached 10 Gamecocks who earned All-SEC honors a combined 21 times, including 11 first-team selections, and two Gamecocks have been selected in the WNBA Draft in the last two seasons, including 2016 selection Tiffany Mitchell who became the third first-round selection for South Carolina and went on to earn WNBA All-Rookie Team honors.

### Coaching Highlights

#### College

- 12 NCAA Tournament Appearances (6 at South Carolina)
- 12 20-Win Seasons (6 at South Carolina)
- 5 Regular-Season Conference Titles (SEC 2014, 2015, 2016, 2017; A-10 2008)
- 7 Conference Tournament Titles (SEC 2015, 2016, 2017; A-10 2002, 2004, 2005, 2006)
- 3-time Naismith National Coach of the Year Finalist (2014, 2015, 2016)
- Basketball Times National Coach of the Year (2014)
- 4-time WBCA Region Coach of the Year (Region 3 2014, 2015, 2016; Region 1 2005)
- Five-time Conference Coach of the Year (SEC 2014, 2015, 2016; A-10 2004, 2005)

#### USA Basketball

- Senior National Team Head Coach (2017-20)
- Senior National Team Asst. Coach (2006-08, 2014-16) – Rio Olympics gold medal (2016), FIBA World Championship gold medal (2014), Beijing Olympics gold medal (2008), FIBA Americas Championship gold medal (2007), FIBA World Championship bronze medal (2006)
- U19 National Team Head Coach – FIBA U19 World Championship gold medal (2015)
- U18 National Team Head Coach – FIBA U18 Americas Championship gold medal (2014)
- Pan Am Games Head Coach – Gold medal (2007)

### Playing Highlights

#### U.S. Professional – 11 seasons

- Five-time WNBA All-Star (2001, 2002, 2003, 2005, 2006)
- Two-time ABL All-Star (1997, 1998)
- WNBA All-Decade Team

#### USA Basketball

- Olympic gold medalist (1996, 2000, 2004)
- Flag bearer for U.S. in Olympic Games Opening Ceremony (2004)
- Two-time USA Basketball Female Athlete of the Year (1994, 2004)

#### College – Virginia (1989-92)

- Kodak All-America (1990, 1991, 1992)
- Honda-Broderick Cup Award for Collegiate Female Athlete of the Year (1991)
- Two-time ACC Player of the Year (1991, 1992)
- NCAA Tournament MOP (1991)

### Other Notables

- Naismith Memorial Basketball Hall of Fame, Class of 2013
- Order of the Palmetto Recipient (2013)
- Women's Basketball Hall of Fame, Class of 2012

### Year-by-Year Coaching Record

Year	School	Record	Conf. Rec.	Conf. Finish	Postseason
2000-01	Temple	19-11	11-5	2nd East	WNIT
2001-02	Temple	20-11	12-4	2nd East	A-10 Tourn. Champ./NCAA 1st Round
2002-03	Temple	14-15	9-7	2nd East	
2003-04	Temple	21-10	14-2	1st East	A-10 Tourn. Champ./NCAA 1st Round
2004-05	Temple	28-4	16-0	1st East*	A-10 Tourn. Champ./NCAA 2nd Round
2005-06	Temple	24-8	12-4	3rd	A-10 Tourn. Champ./NCAA 1st Round
2006-07	Temple	25-8	13-1	2nd	NCAA 2nd Round
2007-08	Temple	21-13	12-2	T-1st	NCAA 1st Round
2008-09	South Carolina	10-18	2-12	11th	
2009-10	South Carolina	14-15	7-9	T-7th	
2010-11	South Carolina	18-15	8-8	T-5th	WNIT 2nd Round
2011-12	South Carolina	25-10	10-6	T-4th	NCAA Sweet 16
2012-13	South Carolina	25-8	11-5	T-4th	NCAA 2nd Round
2013-14	South Carolina	29-5	14-2	1st	NCAA Sweet 16
2014-15	South Carolina	34-3	15-1	T-1st	SEC Tourn. Champ./NCAA Final Four
2015-16	South Carolina	33-2	16-0	1st	SEC Tourn. Champ./NCAA Sweet 16
2016-17	South Carolina	29-4	14-2	1st	SEC Tourn. Champ.
<b>Career</b>	<b>17th season</b>	<b>389-160</b>	<b>196-70</b>		
<b>At SC</b>	<b>9th season</b>	<b>217-80</b>	<b>97-45</b>		





# ARAION BRADSHAW

# #12

**5-6 • Fr. • G • Boston, Mass. • Tabor Academy**  
**Major: Civil Engineering**

### This Season's Highlights

- Played in 22 games, including 11 SEC contests
- Grabbed career-high three rebounds at Arkansas (Feb. 5), all in six fourth-quarter minutes
- Started the second half at Georgia (Jan. 26), connecting on a 3-pointer to open the Gamecocks' scoring in the third quarter and stretch the lead to nine
- Matched her season high with 15 minutes at Savannah State (Dec. 21)

### Prior to South Carolina

- Ranked as the No. 32 recruit overall and No. 10 guard in the Class of 2016
- Helped high school to back-to-back finals in the NEPSAC Class A Tournament
- Earned NEPSAC Class A East All-Star honors as a senior

### Career Highs

**Pts** ..... 3, 4x, last at Georgia, 1/26/17  
**Rebs** ..... 3, 2x, last at Arkansas, 2/5/17  
**3FGs** ..... 1, 3x, last at Georgia, 1/26/17  
**Stls** ..... 2 vs. Hampton, 11/20/16  
**Assts** ..... 2, 2x, last vs. Alabama, 1/1/17  
**Min.** 15, 2x, last at Savannah St., 12/21/16

### SEC Career Highs

**Pts** ..... 3, 2x, last at Georgia, 1/26/17  
**Rebs** ..... 3, 2x, last at Arkansas, 2/5/17  
**3FGs** ..... 1, 2x, last at Georgia, 1/26/17  
**Stls** ..... 1 vs. Ole Miss, 1/19/17  
**Assts** ..... 2 vs. Alabama, 1/1/17  
**Min.** ..... 10 vs. Auburn, 2/9/17

### NCAA Career Highs

**Pts** ..... 1 vs. UNC Asheville, 3/17/17  
**Rebs** ..... 1 vs. UNC Asheville, 3/17/17  
**3FGs** .....  
**Stls** ..... 1 vs. UNC Asheville, 3/17/17  
**Assts** ..... 1 vs. UNC Asheville, 3/17/17  
**Min.** ..... 11 vs. UNC Asheville, 3/17/17

#12 BRADSHAW, Araion

Opponent	Date	gs	min	Total		3-Pointers		Free throws		Rebounds				pf	a	t/o	blk	stl	pts	avg
				fg-fga	pct	3fg-fga	pct	ft-fa	pct	off	def	tot	avg							
at #7/6 Ohio State	11/14/16	1	0-0	.000	0-0	.000	0-0	.000	0	0	0	0	0	0	0	0	0	0	0	0.0
HAMPTON	11/20/16	10	0-0	.000	0-0	.000	0-0	.000	0	1	1	0.5	1	1	0	0	2	0	0	0.0
MAINE	11/21/16	9	0-1	.000	0-0	.000	0-0	.000	0	0	0	0.3	1	1	1	0	0	0	0.0	
SAINT PETER'S	11/22/16	15	1-1	1.000	1-1	1.000	0-0	.000	0	0	0	0.3	0	1	1	0	0	3	0.8	
vs #4/4 Louisville	11/27/16	4	0-1	.000	0-0	.000	0-0	.000	0	0	0	0.2	0	0	0	0	0	0	0.6	
MINNESOTA	12/11/16	12	1-3	.333	1-2	.500	0-0	.000	1	1	2	0.5	2	2	2	0	1	3	1.0	
CLEMSON	12/15/16	9	0-0	.000	0-0	.000	0-0	.000	1	0	1	0.6	1	1	0	0	0	0.9		
at Savannah State	12/21/16	15	1-4	.250	0-2	.000	0-0	.000	0	1	1	0.6	2	1	0	0	1	2	1.0	
ALABAMA	01/01/17	6	0-2	.000	0-1	.000	1-2	.500	1	2	3	0.9	1	2	1	0	0	1	1.0	
at Florida	01/08/17	3	0-0	.000	0-0	.000	0-0	.000	0	0	0	0.8	1	0	0	0	0	0.9		
at LSU	01/15/17	4	1-1	1.000	1-1	1.000	0-0	.000	0	1	1	0.8	2	0	2	0	0	3	1.1	
OLE MISS	01/19/17	2	0-0	.000	0-0	.000	2-2	1.000	0	0	0	0.8	1	0	0	0	1	2	1.2	
at Georgia	01/26/17	7	1-2	.500	1-2	.500	0-0	.000	0	0	0	0.7	0	1	0	0	0	3	1.3	
TENNESSEE	01/30/17	2	0-0	.000	0-0	.000	0-0	.000	0	0	0	0.6	0	0	0	0	0	1.2		
at #25/ Kentucky	02/02/17	3	0-0	.000	0-0	.000	0-0	.000	0	0	0	0.6	1	0	1	0	0	1.1		
at Arkansas	02/05/17	7	0-2	.000	0-0	.000	0-0	.000	1	2	3	0.8	0	1	1	0	0	1.1		
AUBURN	02/09/17	10	0-2	.000	0-1	.000	0-0	.000	0	1	1	0.8	0	0	0	0	0	1.0		
VANDERBILT	02/16/17	6	0-0	.000	0-0	.000	1-2	.500	0	0	0	0.7	1	1	0	0	0	1.0		
at Texas A&M	02/23/17	2	0-0	.000	0-0	.000	2-2	1.000	0	1	1	0.7	1	0	0	0	0	2	1.1	
vs Georgia	03/03/17	5	0-0	.000	0-0	.000	0-0	.000	0	1	1	0.8	0	0	0	0	0	1.0		
vs #20/24 Kentucky	03/04/17	0	0-0	.000	0-0	.000	0-0	.000	0	0	0	0.7	0	0	0	0	0	1.0		
UNC ASHEVILLE	03/17/17	11	0-0	.000	0-0	.000	1-2	.500	0	1	1	0.7	2	1	1	0	1	1	1.0	
Totals		0	143	5-19	.263	4-10	.400	7-10	.700	4	12	16	0.7	17	13	10	0	6	21	1.0

Games played: 22  
 Minutes/game: 6.5  
 Points/game: 1.0  
 FG Pct: 26.3  
 3FG Pct: 40.0  
 FT Pct: 70.0

Rebounds/game: 0.7  
 Assists/game: 0.6  
 Turnovers/game: 0.5  
 Assist/turnover ratio: 1.3  
 Steals/game: 0.3

### Career NCAA Tournament Game-by-Game

Date	Opponent	GS	MIN	FG-A	3FG-A	FTA	Reb	PF	A	TO	B	S	TP
3/17/17	UNC Asheville	11	0-0	0-0	1-2	1	2	1	1	0	1	1	
3/19/17	Arizona State												
<b>Totals</b>		<b>0</b>	<b>11</b>	<b>0-0</b>	<b>0-0</b>	<b>1-2</b>	<b>1</b>	<b>2</b>	<b>1</b>	<b>1</b>	<b>0</b>	<b>1</b>	<b>1</b>
			<b>11.0</b>			<b>.500</b>	<b>1.0</b>	<b>1.0</b>					<b>1.0</b>

### Career Stats at South Carolina

Year	GP	GS	Min	Avg	FG	FGA	Pct	3FG	FGA	Pct	FT	FTA	Pct	Off	Def	Tot	Avg	PF	FO	A	TO	Blk	Stl	Pts	Avg
2016-17	22	0	143	6.5	5	19	.263	4	10	.400	7	10	.700	4	12	16	0.7	17	0	13	10	0	6	21	1.0



# DONIYAH CLINEY

# #4

**6-0 • So. • G • Newark, N.J. • Malcolm X Shabazz**  
**Major: Sociology**

### This Season's Highlights

- Played in every game with one start
- Led team in rebounding twice – Saint Peter's, at Savannah St.
- Came up with a steal and layup to cap pivotal 6-1 run to close the third quarter and bring the Gamecocks within two of Arizona State in NCAA Tournament second round (Mar. 19)
- Netted a career-high 11 points on 4-of-8 shooting in the SEC quarterfinals against Georgia (Mar. 3) ... connected on a 3-pointer with 45 seconds to go in the second quarter to send Carolina into the half with a 26-point lead
- Baseline jumper late in second quarter at Texas A&M (Feb. 23) launched 10-4 run to close the half that turned a back-and-forth opening 20 minutes into a six-point Gamecock lead
- Facilitated the offense at #25/- Kentucky (Feb. 2) with a game-high six assists, the first of which led to a layup that sparked game-changing 22-4 run to close the first half
- Hit a 3-pointer to give Gamecocks first lead at Georgia (Jan. 26) and closed game with four of last five points
- Picked up two of her three steals in final minute of the first quarter at LSU (Jan. 15) to help Gamecocks to nine-point lead
- Slowed down #9/9 UCLA's backcourt attack (Dec. 18) and netted the final four points of second quarter to even the score
- Was solid defensively in 20 minutes off the bench against #4/4 Louisville (Nov. 27)

### #04 CLINEY, Doniyah

Opponent	Date	gs	min	Total		3-Pointers		Free throws		Rebounds				pf	a	t/o	blk	stl	pts	avg
				fg-fga	pct	3fg-fga	pct	ft-fa	pct	off	def	tot	avg							
at #7/6 Ohio State	11/14/16	13	0-2	.000	0-0	.000	0-0	.000	1	0	1	1.0	0	0	0	0	0	0	0	0.0
HAMPTON	11/20/16	17	1-2	.500	0-0	.000	0-0	.000	0	1	1	1.0	0	0	2	0	2	2	1.0	
MAINE	11/21/16	22	1-2	.500	0-1	.000	2-2	1.000	1	3	4	2.0	2	4	1	0	2	4	2.0	
SAINT PETER'S	11/22/16	20	1-2	.500	1-1	1.000	0-0	.000	3	5	8	3.5	1	1	0	2	3	2.3		
vs #4/4 Louisville	11/27/16	20	0-1	.000	0-1	.000	3-6	.500	1	3	4	3.6	4	0	3	0	0	3	2.4	
at #14/15 Texas	12/01/16	4	0-0	.000	0-0	.000	0-0	.000	0	0	0	0.0	2	0	0	0	0	0	0.0	
at Duke	12/04/16	2	0-0	.000	0-0	.000	0-0	.000	0	0	0	2.0	0	0	1	0	0	0	1.7	
MINNESOTA	12/11/16	* 30	3-5	.600	0-1	.000	0-0	.000	4	4	8	3.3	2	3	0	1	0	6	2.3	
CLEMSON	12/15/16	19	2-4	.500	0-0	.000	3-5	.600	3	6	9	3.9	1	1	1	0	1	7	2.8	
#9/9 UCLA	12/18/16	29	1-4	.250	0-1	.000	4-6	.667	2	2	4	3.9	2	0	0	0	1	6	3.1	
at Savannah State	12/21/16	21	1-2	.500	0-0	.000	1-2	.500	3	4	7	4.2	1	0	2	0	1	3	3.1	
ALABAMA	01/01/17	20	0-1	.000	0-0	.000	1-2	.500	1	4	5	4.3	3	1	1	0	1	1	2.9	
at Auburn	01/05/17	21	1-1	1.000	1-1	1.000	0-0	.000	1	0	1	4.0	0	6	1	0	0	3	2.9	
at Florida	01/08/17	15	0-1	.000	0-1	.000	1-2	.500	1	0	1	3.8	0	0	1	0	1	1	2.8	
GEORGIA	01/12/17	21	0-3	.000	0-1	.000	0-0	.000	1	3	4	3.8	1	1	1	0	1	0	2.6	
at LSU	01/15/17	23	1-3	.333	0-1	.000	1-2	.500	0	1	1	3.6	2	0	1	0	3	3	2.6	
OLE MISS	01/19/17	20	2-6	.333	0-2	.000	0-2	.000	1	1	2	3.5	3	1	1	0	2	4	2.7	
#4/4 MISSISSIPPI ST.	01/23/17	7	0-0	.000	0-0	.000	1-2	.500	0	0	0	3.3	1	0	0	0	0	1	2.6	
at Georgia	01/26/17	19	2-3	.667	1-1	1.000	2-2	1.000	1	3	4	3.4	0	1	1	0	2	7	2.8	
TENNESSEE	01/30/17	16	0-2	.000	0-1	.000	0-0	.000	1	0	1	3.3	2	0	2	0	2	0	2.7	
at #25/- Kentucky	02/02/17	17	1-1	1.000	1-1	1.000	0-0	.000	0	1	1	3.1	2	6	1	0	1	3	2.7	
at Arkansas	02/05/17	24	0-4	.000	0-1	.000	0-0	.000	4	1	5	3.2	1	1	3	0	3	0	2.6	
AUBURN	02/09/17	15	1-1	1.000	0-0	.000	0-0	.000	1	0	1	3.1	2	1	3	0	0	2	2.6	
at #1/1 UConn	02/13/17	3	0-0	.000	0-0	.000	0-0	.000	0	0	0	3.0	0	0	0	0	0	0	2.5	
VANDERBILT	02/16/17	14	1-2	.500	0-1	.000	0-2	.000	1	4	5	3.1	2	3	1	0	0	2	2.4	
at Mizzou	02/19/17	18	1-3	.333	1-1	1.000	0-0	.000	0	0	0	3.0	3	0	0	0	2	3	2.5	
at Texas A&M	02/23/17	11	1-1	1.000	0-0	.000	0-0	.000	1	1	2	2.9	2	0	2	0	1	2	2.4	
#22/- KENTUCKY	02/26/17	9	0-1	.000	0-0	.000	0-0	.000	1	0	1	2.9	2	0	0	0	0	0	2.4	
vs Georgia	03/03/17	25	4-8	.500	1-1	1.000	2-2	1.000	1	2	3	2.9	0	2	1	0	0	11	2.7	
vs #20/24 Kentucky	03/04/17	18	1-1	1.000	0-0	.000	2-2	1.000	0	2	2	2.8	3	3	0	0	0	4	2.7	
vs #6/7 Mississippi State	03/05/17	18	0-1	.000	0-1	.000	2-4	.500	1	3	4	2.9	0	3	1	0	0	2	2.7	
UNC ASHEVILLE	03/17/17	19	1-1	1.000	0-0	.000	0-0	.000	3	0	3	2.9	0	0	0	0	2	2.7		
ARIZONA STATE	03/19/17	29	2-3	.667	0-0	.000	0-0	.000	0	1	1	2.8	1	2	2	2	2	4	2.7	
<b>Totals</b>		<b>1</b>	<b>579</b>	<b>29-71</b>	<b>.408</b>	<b>6-19</b>	<b>.316</b>	<b>25-43</b>	<b>.581</b>	<b>38</b>	<b>55</b>	<b>93</b>	<b>2.8</b>	<b>45</b>	<b>40</b>	<b>34</b>	<b>3</b>	<b>32</b>	<b>89</b>	<b>2.7</b>

Games played: 33  
 Minutes/game: 17.5  
 Points/game: 2.7  
 FG Pct: 40.8  
 3FG Pct: 31.6  
 FT Pct: 58.1

Rebounds/game: 2.8  
 Assists/game: 1.2  
 Turnovers/game: 1.0  
 Assist/turnover ratio: 1.2  
 Steals/game: 1.0  
 Blocks/game: 0.1

### Career NCAA Tournament Game-by-Game

Date	Opponent	GS	MIN	FG-A	3FG-A	FT-A	Reb	PF	A	TO	B	S	TP
3/18/16	Jacksonville	5	1-1	0-0	0-0	0	0	0	0	0	0	0	2
3/20/16	Kansas St.	6	0-1	0-0	0-0	0	1	0	0	0	0	0	0
3/25/16	#14/15 Syracuse	— DNP —											
3/17/17	UNC Asheville	19	1-1	0-0	0-0	3	0	0	0	0	2	2	2
3/19/17	Arizona State	29	2-3	0-0	0-0	1	1	2	2	2	2	2	4
<b>Totals</b>		<b>0</b>	<b>59</b>	<b>4-6</b>	<b>0-0</b>	<b>0-0</b>	<b>4</b>	<b>2</b>	<b>2</b>	<b>2</b>	<b>2</b>	<b>2</b>	<b>8</b>
			<b>14.8</b>	<b>.667</b>	<b>—</b>	<b>—</b>	<b>1.0</b>	<b>0.5</b>					<b>2.0</b>

### Career Stats at South Carolina

Year	GP	GS	Min	Avg	FG	FGA	Pct	3FG	FGA	Pct	FT	FTA	Pct	Off	Def	Tot	Avg	PF	FO	A	TO	Blk	Stl	Pts	Avg
2014-15	— Did Not Play —																								
2015-16	20	3	219	11.0	20	47	.426	4	13	.308	18	27	.667	5	11	16	0.8	24	0	14	21	1	10	62	3.1
2016-17	33	1	579	17.5	29	71	.408	6	19	.316	25	43	.581	38	55	93	2.8	45	0	40	34	3	32	89	2.7
<b>Career</b>	<b>53</b>	<b>4</b>	<b>798</b>	<b>15.1</b>	<b>49</b>	<b>118</b>	<b>.415</b>	<b>10</b>	<b>32</b>	<b>.313</b>	<b>43</b>	<b>70</b>	<b>.614</b>	<b>43</b>	<b>66</b>	<b>109</b>	<b>2.1</b>	<b>69</b>	<b>0</b>	<b>54</b>	<b>55</b>	<b>4</b>	<b>42</b>	<b>151</b>	<b>2.8</b>



# ALAINA COATES

# #41

**6-4 • Sr. • C • Irmo, S.C. • Dutch Fork**  
**Major: Sociology**

### Career Highlights

Rated No. 9 player in the nation by espnW  
 Four-time All-SEC (in 2016, 2017 First Team; 2014, 2015 Second Team)  
 Two-time SEC All-Defensive Team (2015, 2017)  
 Wooden Award Late Season Top 20 (2017)  
 Naismith Trophy Top 30 Watch List (2017)  
 USBWA Drysdale Midseason and Wade Watch Lists (2017)  
 2017 Preseason All-America Second Team (espnW, Lindy's, Sporting News)

Naismith Midseason Watch List (2015-16)  
 2016 NCAA Sioux Falls All-Regional Team  
 2015 NCAA Greensboro Region MOP  
 2015 SEC All-Tournament Team  
 SEC Co-6th Player of the Year (2014 Coaches)  
 SEC Freshman of the Year (2014 Coaches, AP)  
 Freshman All-America First Team (2013-14 Full Court)  
 SEC All-Freshman Team (2014)  
 2015 Pan American Games, silver medal (USA)

### Miscellaneous

	Season	Career
Triple-Double	0	1
Double-Double	15	57
20+ Points	4	16
10+ Points	19	91
10+ Rebounds	17	66
5+ Blocks	0	4
Tm-High Points	9	28
Tm-High Rebs.	20	78

### This Season's Highlights

- Selected to be a team captain this season
- Ruled out of the NCAA Tournament in order to continue recovery from ankle injury
- Three-time SEC Player of the Week (11/15-21, 11/22-28, 12/13-19); USBWA National Player of the Week (12-13/19)
- Tops the SEC and is fourth in the nation in field goal percentage ... is 13th nationally and second in the conference in rebounds ... comes in 22nd in the SEC in scoring
- Led the league with 11.1 rebounds in conference play ... averaged a double-double in SEC play – 12.7 ppg, 11.1 rpg
- Played just four minutes of the SEC Tournament dealing with a nagging ankle injury
- Returned from ankle injury to fall just one rebound shy of a double-double against #22/- Kentucky (Feb. 26), picking up eight of her 13 points in the first half
- Netted 10 points and grabbed nine of her game-high 15 boards in the second half at #1/1 UConn (Feb. 13) to notch her fourth double-double against a top-10 opponent this season
- Scored six of team's first 12 points to put Auburn (Feb. 9) on its heels early, finishing 7-of-9 from the floor
- Dominated down low early and often at Arkansas (Feb. 5), beginning with personal 6-0 run in first quarter to open 13-2 lead just 4:30 into the game and recording her double-double with 3:00 left in first half ... career-high 19 rebounds are most by any SEC player this season
- Scored 13 of her game-high 20 points in the second half at #25/- Kentucky (Feb. 2)
- Protected the rim at Georgia (Jan. 26) with a game-high four blocks, the first of which gave her 200 for her career
- Converted a key layup to put Carolina ahead by three with 25 seconds to play against #4/4 Mississippi State (Jan. 23)
- Had six points and six rebounds in eight first-quarter minutes against Ole Miss (Jan. 19), scoring another six points during a 13-3 Gamecock run that ended the second quarter with a double-digit Gamecock lead
- Netted 18 of her game-high 24 points in the first half at LSU (Jan. 15), going 8-of-11 from the line
- Great on the glass in the opening 10 minutes against Georgia (Jan. 12) with eight rebounds, which tied for the most in one quarter in program history
- Notched 50th career double-double against Alabama (Jan. 1), posting nine points and five boards in the first quarter
- Scored 11 of her 20 points against #9/9 UCLA (Dec. 18) in the third quarter to fuel Carolina's game-changing 24-5 run

### Career Highs

Pts ..... 29 vs. Winthrop, 12/13/15  
 Rebs ..... 19 at Arkansas, 2/5/17  
 Blks ..... 10 vs. Winthrop, 12/13/15  
 Stls ..... 4, 2x, last vs. Louisville, 11/27/16  
 Assts ..... 6 at Texas A&M, 1/31/16  
 Min ..... 38 at Texas A&M, 1/31/16

### SEC Career Highs

Pts ..... 27 vs. Kentucky, 2/4/16  
 Rebs ..... 19 at Arkansas, 2/5/17  
 Blks ..... 5, 3x, last vs. Alabama, 1/29/15  
 Stls ..... 4 at Tennessee, 2/15/16  
 Assts ..... 6 at Texas A&M, 1/31/16  
 Min ..... 38 at Texas A&M, 1/31/16

### NCAA Career Highs

Pts ..... 22, 2x, last vs. Jacksonville, 3/18/16  
 Rebs ..... 16, 2x, last vs. Syracuse, 3/25/16  
 Blks ..... 4, 2x, last vs. UNC, 3/30/14  
 Stls ..... 3 vs. Jacksonville, 3/18/16  
 Assts ..... 3 vs. Savannah St., 3/20/15  
 Min ..... 34 vs. Syracuse, 3/25/16

### Season Highs

Pts ..... 28 vs. Hampton, 11/20  
 Rebs ..... 19 at Arkansas, 2/5  
 Blks ..... 4, 3x, last at Georgia, 1/26  
 Stls ..... 4 vs. Louisville, 11/27  
 Assts ..... 4, 2x, last at UConn, 2/13  
 Min ..... 37 at Duke, 12/4

### Career NCAA Tournament Game-by-Game

Date	Opponent	GS	MIN	FG-A	3FG-A	FT-A	Reb	PF	A	TO	B	S	TP
3/23/14	CS Northridge	24	4-8	0-0	5-13	16	3	0	0	4	0	13	
3/25/14	Oregon St.	19	1-6	0-0	7-8	11	4	1	3	1	1	9	
3/30/14	#12/13 N. Carolina	29	9-15	0-0	4-4	11	4	0	2	4	0	22	
3/20/15	Savannah St.	21	5-5	0-0	2-3	4	2	3	0	2	0	12	
3/22/15	Syracuse	14	5-8	0-0	4-5	7	3	0	3	1	0	14	
3/27/15	#15/12 N. Carolina	27	4-10	0-0	10-10	10	2	0	2	1	0	18	
3/29/15	#7/7 Florida St.	27	6-6	0-0	2-5	3	2	1	0	2	1	14	
4/5/15	#2/2 Notre Dame	28	6-9	0-0	0-5	9	2	0	2	2	0	12	
3/18/16	Jacksonville *	29	9-14	0-0	4-5	10	2	0	1	0	3	22	
3/20/16	Kansas St. *	21	5-7	0-0	4-8	10	1	0	0	2	1	14	
3/25/16	#14/15 Syracuse *	34	7-7	0-0	4-8	16	3	2	3	2	1	18	
3/17/17	UNC Asheville												
3/19/17	Arizona State												
Totals		3	273	61-95	0-0	46-74	107	28	7	16	21	7	168
			24.8	.642	—	.623	9.7	0.6					15.3

- Imposed her will in all aspects against Clemson (Dec. 15) – points, rebounds, assists, blocks – moving into second on South Carolina's all-time rebounding list with the last of her 10 boards
- Converted all five of her field goal attempts in the second half against Minnesota (Dec. 11) on the way to her fifth double-double of the season
- Controlled the glass down the stretch against #14/15 Texas (Dec. 1) with seven second-half boards, the sixth of which gave her 1,000 for her career
- Matched a career high with four steals against #4/4 Louisville (Nov. 27), including one that led to a pivotal 3-point play for Carolina at the end of the first half

### Career Stats at South Carolina

Year	GP	GS	Min	Avg	FG	FGA	Pct	3FG	FGA	Pct	FT	FTA	Pct	Off	Def	Tot	Avg	PF	FO	A	TO	Blk	Stl	Pts	Avg
2013-14	34	1	668	19.6	148	242	.612	0	0	—	121	185	.654	82	203	285	8.4	83	1	11	57	73	17	417	12.3
2014-15	36	5	760	21.1	141	251	.562	0	0	—	117	168	.696	99	186	285	7.9	62	0	28	50	53	19	399	11.1
2015-16	35	33	937	26.8	168	261	.644	0	0	—	89	159	.560	107	253	360	10.3	87	0	33	53	45	43	425	12.1
2016-17	28	27	749	26.8	140	209	.670	0	0	—	82	126	.651	92	208	300	10.7	66	1	45	39	39	32	362	12.9
<b>Career</b>	<b>133</b>	<b>66</b>	<b>3114</b>	<b>23.4</b>	<b>597</b>	<b>963</b>	<b>.620</b>	<b>0</b>	<b>0</b>	<b>—</b>	<b>409</b>	<b>638</b>	<b>.641</b>	<b>380</b>	<b>850</b>	<b>1230</b>	<b>9.3</b>	<b>298</b>	<b>2</b>	<b>117</b>	<b>199</b>	<b>210</b>	<b>111</b>	<b>1603</b>	<b>12.1</b>

### Career Summary

- Is third Gamecock all-time to amass 1,000 career points and 1,000 career rebounds and now stands second in program history in career boards
- Is just fourth Gamecock all-time to accrue 1,500 career points playing every season in the SEC, 12th overall
- Holds career school records for defensive rebounds, rebounds in SEC play and double-doubles in SEC games
- Ranks second in school history in career rebounds, double-doubles and blocks
- Ranks first among active NCAA Division I players in career rebounds and double-doubles (57), ranking sixth in career field goal percentage (.620)

#### #41 COATES, Alaina

Opponent	Date	gs	min	Total		3-Pointers		Free throws		Rebounds				pf	a	t/o	blk	stl	pts	avg	
				fg-fga	pct	3fg-fga	pct	ft-fa	pct	off	def	tot	avg								
at #7/6 Ohio State	11/14/16	*	31	4-7	.571	0-0	.000	2-4	.500	4	9	13	13.0	3	3	2	1	0	10	10.0	
HAMPTON	11/20/16	*	24	12-16	.750	0-0	.000	4-7	.571	7	9	16	14.5	1	1	0	2	1	28	19.0	
MAINE	11/21/16	*	22	6-7	.857	0-0	.000	0-1	.000	1	13	14	14.3	1	0	0	1	1	12	16.7	
SAINT PETER'S	11/22/16	*	19	8-9	.889	0-0	.000	0-2	.000	3	4	7	12.5	0	2	0	1	1	16	16.5	
vs #4/4 Louisville	11/27/16	*	31	5-9	.556	0-0	.000	7-9	.778	6	8	14	12.8	2	1	3	1	4	17	16.6	
at #14/15 Texas	12/01/16	*	22	0-2	.000	0-0	.000	6-8	.750	3	4	7	11.8	4	0	0	2	0	6	14.8	
at Duke	12/04/16	*	37	3-7	.429	0-0	.000	2-2	1.000	2	3	5	10.9	3	2	2	2	1	8	13.9	
MINNESOTA	12/11/16	*	25	7-8	.875	0-0	.000	2-3	.667	4	7	11	10.9	0	2	3	4	1	16	14.1	
CLEMSON	12/15/16	*	30	8-10	.800	0-0	.000	3-4	.750	4	6	10	10.8	2	3	2	4	2	19	14.7	
#9/9 UCLA	12/18/16	*	24	5-10	.500	0-0	.000	10-13	.769	5	9	14	11.1	3	0	1	1	0	20	15.2	
at Savannah State	12/21/16	*	21	3-5	.600	0-0	.000	3-4	.750	3	4	7	10.7	2	2	1	0	0	9	14.6	
ALABAMA	01/01/17	*	23	8-10	.800	0-0	.000	3-4	.750	5	6	11	10.8	1	1	1	2	3	19	15.0	
at Auburn	01/05/17	*	30	2-2	1.000	0-0	.000	1-2	.500	0	6	6	10.4	1	0	1	2	1	5	14.2	
at Florida	01/08/17	*	32	6-10	.600	0-0	.000	2-4	.500	4	9	13	10.6	2	2	3	2	1	14	14.2	
GEORGIA	01/12/17	*	30	4-7	.571	0-0	.000	4-6	.667	4	7	11	10.6	4	1	0	0	2	12	14.1	
at LSU	01/15/17	*	30	8-10	.800	0-0	.000	8-11	.727	3	8	11	10.6	2	2	2	1	2	24	14.7	
OLE MISS	01/19/17	*	30	6-10	.600	0-0	.000	3-4	.750	3	12	15	10.9	3	2	1	1	3	15	14.7	
#4/4 MISSISSIPPI ST.	01/23/17	*	31	3-5	.600	0-0	.000	3-4	.750	2	10	12	10.9	3	3	2	1	0	9	14.4	
at Georgia	01/26/17	*	28	0-5	.000	0-0	.000	1-4	.250	6	7	13	11.1	4	0	0	4	3	1	13.7	
TENNESSEE	01/30/17	*	24	3-7	.429	0-0	.000	1-2	.500	3	6	9	11.0	3	2	0	0	1	7	13.4	
at #25/- Kentucky	02/02/17	*	30	8-9	.889	0-0	.000	4-5	.800	2	16	18	11.3	4	1	4	1	0	20	13.7	
at Arkansas	02/05/17	*	30	8-11	.727	0-0	.000	2-2	1.000	5	14	19	11.6	3	4	1	1	2	18	13.9	
AUBURN	02/09/17	*	31	7-9	.778	0-0	.000	2-4	.500	2	7	9	11.5	2	1	2	1	0	16	14.0	
at #1/1 UConn	02/13/17	*	34	4-6	.667	0-0	.000	2-4	.500	7	8	15	11.7	4	4	3	0	0	10	13.8	
VANDERBILT	02/16/17	*	29	6-9	.667	0-0	.000	3-6	.500	2	5	7	11.5	2	2	2	3	1	15	13.8	
at Mizzou	02/19/17	*	20	1-1	1.000	0-0	.000	0-0	.000	0	3	3	11.2	5	1	2	0	0	2	13.4	
#22/- KENTUCKY	02/26/17	*	27	5-8	.625	0-0	.000	3-5	.600	2	7	9	11.1	2	2	1	1	2	13	13.4	
vs #20/24 Kentucky	03/04/17		4	0-0	.000	0-0	.000	1-2	.500	0	1	1	10.7	0	1	0	0	0	1	12.9	
Totals			27	749	140-209	.670	0-0	.000	82-126	.651	92	208	300	10.7	66	45	39	39	32	362	12.9

Games played: 28  
 Minutes/game: 26.8  
 Points/game: 12.9  
 FG Pct: 67.0  
 FT Pct: 65.1

Rebounds/game: 10.7  
 Assists/game: 1.6  
 Turnovers/game: 1.4  
 Assist/turnover ratio: 1.2  
 Steals/game: 1.1  
 Blocks/game: 1.4





# BIANCA CUEVAS-MOORE

# #1

**5-6 • Jr. • Guard • Bronx, N.Y. • Nazareth Regional  
Major: Criminal Justice**

### This Season's Highlights

- Started 15 of 33 games, moving to a bench role at start of SEC play but returning to starting lineup due to injuries
- Has set the tone for Carolina defensively in the NCAA Tournament, leading the Gamecocks with 4.0 steals per game through two rounds
- Distributed the ball well at the SEC Tournament, averaging 3.3 assists per game
- Knocked down multiple 3-pointers in six of 16 SEC contests
- Netted 10 of Carolina's first 14 second-quarter points in the first round of the NCAA Tournament against UNC Asheville (Mar. 17), seven of which came off her steals
- Scored eight of her 13 points against #20/24 Kentucky (Mar. 4) in the SEC semifinals in the second half ... shot 5-of-6 from the line over the last two quarters, making all four of her free throw attempts in the final minute
- Dished out five first-half assists in the SEC quarterfinals against Georgia (Mar. 3)
- Brilliant defensively at Texas A&M (Feb. 23) with a career-best six steals ... tallied four first-half steals to cool the Aggies' hot offensive start and netted 16 points on 6-of-11 shooting after pushing the tempo the other way
- Swiped two of her game-high three steals in crunch time at Missouri (Feb. 19), the second of which helped give Carolina a 60-58 lead with less than a minute to play
- Efficient from the 3-point line at #1/1 UConn (Feb. 13), going 3-of-4 from beyond the arc en route to 11 points
- Accounted for all of Carolina's eight points in the final 1:20 against Tennessee (Jan. 30) and knocked down two 3-pointers during the stretch, including a pull-up from beyond the arc to even the score at 74 with 15 seconds to play
- Connected on first three shots at LSU (Jan. 15) for team-high nine first-quarter points en route to 17 points total
- Netted 17 of her career-high 25 points in the second half against Georgia (Jan. 12), including eight in a back-and-forth final period ... applied good defensive pressure on the perimeter to disrupt the Lady Bulldogs' offense
- Posted her best offensive showing of the season at Auburn (Jan. 5), knocking down at least one 3 in each quarter to for a career-high five en route to a season-high 19 points
- Hit 3 early in third quarter against Clemson (Dec. 15) to spark a 13-4 run that put the Gamecocks firmly in control
- Scored four of her nine points at Duke (Dec. 4) on transition layups during a 12-0 first-quarter run
- Matched her career high with five steals against Saint Peter's (Nov. 22) in just 16 minutes

### Miscellaneous

	Season	Career
20+ Points	1	3
10+ Points	11	27
5+ Assists	3	9
5+ Steals	2	3
Tm-High Points	2	5
Tm-High Assists	6	17

### Career Highs

Pts	25 vs. Georgia, 1/12/17
Rebs	6, 2x, last at Georgia, 1/26/17
3FGs	5 at Auburn, 1/5/17
Stls	6 at Texas A&M, 2/23/17
Assts	7 at Auburn, 1/5/17
Min.	36, 2x, last at Texas A&M, 2/23/17

### SEC Career Highs

Pts	25 vs. Georgia, 1/12/17
Rebs	6, 2x, last at Georgia, 1/26/17
3FGs	5 at Auburn, 1/5/17
Stls	6 at Texas A&M, 2/23/17
Assts	7 at Auburn, 1/5/17
Min.	36, 2x, last at Texas A&M, 2/23/17

### NCAA Career Highs

Pts	18 vs. UNC Asheville, 3/17/17
Rebs	4 vs. Jacksonville, 3/18/16
3FGs	2, 2x, last vs. Syracuse, 3/25/16
Stls	4, 2x, last vs. Arizona State, 3/19/17
Assts	5 vs. Savannah St., 3/20/16
Min.	29 vs. Arizona State, 3/19/17

### Season Highs

Pts	25 vs. Georgia, 1/12
Rebs	6 at Georgia, 1/26
3FGs	5 at Auburn, 1/5
Stls	6 at Texas A&M, 2/23
Assts	7 at Auburn, 1/5
Min.	36, 2x last at Texas A&M, 2/23

### Career NCAA Tournament Game-by-Game

Date	Opponent	GS	MIN	FG-A	3FG-A	FT-A	Reb	PF	A	TO	B	S	TP
3/20/15	Savannah St.	23	3-6	0-2	2-4	0	1	5	3	0	2	8	
3/22/15	Syracuse	20	3-7	1-3	5-5	1	2	0	5	1	1	12	
3/27/15	#15/12 N. Carolina	5	1-2	0-1	0-0	1	0	0	1	0	0	2	
3/29/15	#7/7 Florida St.	9	4-6	0-1	1-2	0	0	0	0	0	0	9	
4/5/15	#2/2 Notre Dame	19	1-8	0-1	2-2	1	0	3	3	0	1	4	
3/18/16	Jacksonville	21	4-6	0-2	0-0	4	1	3	1	0	3	8	
3/20/16	Kansas St.	26	3-6	2-5	0-0	2	1	0	2	0	1	8	
3/25/16	#14/15 Syracuse	21	2-7	2-5	0-0	3	4	4	2	0	1	6	
3/17/17	UNC Asheville *	18	8-10	1-3	1-1	0	1	3	1	0	4	18	
3/19/17	Arizona State *	29	1-8	1-4	4-4	2	2	0	1	0	4	7	
<b>Totals</b>		<b>2</b>	<b>191</b>	<b>30-66</b>	<b>7-27</b>	<b>14-18</b>	<b>14</b>	<b>12</b>	<b>18</b>	<b>19</b>	<b>1</b>	<b>17</b>	<b>82</b>
			<b>19.1</b>	<b>.455</b>	<b>.259</b>	<b>.778</b>	<b>1.4</b>	<b>1.8</b>					<b>8.2</b>

### Career Stats at South Carolina

Year	GP	GS	Min	Avg	FG	FGA	Pct	3FG	FGA	Pct	FT	FTA	Pct	Off	Def	Tot	Avg	PF	FO	A	TO	Blk	Stl	Pts	Avg
2014-15	37	0	536	14.5	74	200	.370	16	72	.222	45	58	.776	13	35	48	1.3	44	1	64	60	5	42	209	5.6
2015-16	34	1	615	18.1	78	207	.377	20	76	.263	50	66	.758	10	50	60	1.8	43	1	63	64	2	47	226	6.6
2016-17	33	15	750	22.7	95	240	.396	35	92	.380	62	79	.785	14	50	64	1.9	50	0	63	50	2	55	287	8.7
<b>Career</b>	<b>104</b>	<b>16</b>	<b>1900</b>	<b>18.3</b>	<b>247</b>	<b>647</b>	<b>.382</b>	<b>71</b>	<b>240</b>	<b>.296</b>	<b>157</b>	<b>203</b>	<b>.773</b>	<b>37</b>	<b>135</b>	<b>172</b>	<b>1.7</b>	<b>137</b>	<b>1</b>	<b>190</b>	<b>174</b>	<b>9</b>	<b>144</b>	<b>722</b>	<b>6.9</b>

## #01 CUEVAS-MOORE, Bianca

Opponent	Date	gs	min	Total		3-Pointers		Free throws		Rebounds				pf	a	t/o	blk	stl	pts	avg	
				fg-fga	pct	3fg-fga	pct	ft-fa	pct	off	def	tot	avg								
at #7/6 Ohio State	11/14/16	*	22	3-7	.429	0-2	.000	3-4	.750	0	2	2	2.0	4	2	1	0	3	9	9.0	
HAMPTON	11/20/16	*	16	1-5	.200	1-2	.500	1-2	.500	1	0	1	1.5	2	1	0	1	2	4	6.5	
MAINE	11/21/16	*	17	2-4	.500	1-1	1.000	2-2	1.000	0	1	1	1.3	0	2	1	0	2	7	6.7	
SAINT PETER'S	11/22/16	*	16	5-8	.625	1-3	.333	0-1	.000	2	1	3	1.8	1	3	2	0	5	11	7.8	
vs #4/4 Louisville	11/27/16	*	17	1-6	.167	0-3	.000	2-2	1.000	0	1	1	1.6	4	3	0	0	1	4	7.0	
at #14/15 Texas	12/01/16	*	19	2-9	.222	0-1	.000	3-4	.750	0	0	0	1.3	1	2	1	0	2	7	7.0	
at Duke	12/04/16	*	22	4-11	.364	1-7	.143	0-0	.000	1	1	2	1.4	1	2	4	0	2	9	7.3	
MINNESOTA	12/11/16		13	2-6	.333	1-3	.333	1-3	.333	0	2	2	1.5	2	1	0	0	2	6	7.1	
CLEMSON	12/15/16	*	26	1-3	.333	1-3	.333	1-2	.500	0	2	2	1.6	1	4	2	1	1	4	6.8	
#9/9 UCLA	12/18/16	*	23	4-14	.286	1-1	1.000	1-2	.500	1	4	5	1.9	3	1	4	0	0	10	7.1	
at Savannah State	12/21/16	*	19	1-4	.250	1-2	.500	0-0	.000	0	3	3	2.0	1	5	0	0	2	3	6.7	
ALABAMA	01/01/17		23	3-6	.500	2-3	.667	1-2	.500	0	1	1	1.9	1	1	3	0	1	9	6.9	
at Auburn	01/05/17		30	7-11	.636	5-6	.833	0-0	.000	0	2	2	1.9	3	7	0	0	0	19	7.8	
at Florida	01/08/17		23	1-6	.167	1-3	.333	0-0	.000	1	1	2	1.9	3	1	2	0	2	3	7.5	
GEORGIA	01/12/17		36	10-17	.588	2-5	.400	3-6	.500	0	2	2	1.9	2	3	2	0	2	25	8.7	
at LSU	01/15/17	*	34	6-11	.545	2-3	.667	3-4	.750	0	2	2	1.9	1	3	2	0	2	17	9.2	
OLE MISS	01/19/17		26	2-6	.333	1-2	.500	2-2	1.000	1	1	2	1.9	1	0	3	0	0	7	9.1	
#4/4 MISSISSIPPI ST.	01/23/17		21	0-3	.000	0-1	.000	2-2	1.000	1	0	1	1.9	2	0	1	0	0	2	8.7	
at Georgia	01/26/17		19	3-7	.429	0-3	.000	0-0	.000	0	6	6	2.1	0	1	2	0	1	6	8.5	
TENNESSEE	01/30/17		27	4-10	.400	2-3	.667	8-9	.889	1	2	3	2.2	0	0	2	0	1	18	9.0	
at #25/- Kentucky	02/02/17		22	1-5	.200	1-3	.333	0-0	.000	0	0	0	2.0	3	2	1	0	0	3	8.7	
at Arkansas	02/05/17		22	2-5	.400	0-1	.000	6-6	1.000	0	2	2	2.0	0	0	0	0	0	10	8.8	
AUBURN	02/09/17		5	0-0	.000	0-0	.000	0-0	.000	0	1	1	2.0	0	0	1	0	0	0	8.4	
at #1/1 UConn	02/13/17		19	4-8	.500	3-4	.750	0-0	.000	2	2	4	2.1	0	0	2	0	1	11	8.5	
VANDERBILT	02/16/17		21	2-8	.250	1-4	.250	2-3	.667	0	1	1	2.0	3	3	0	0	1	7	8.4	
at Mizzou	02/19/17		27	0-6	.000	0-3	.000	6-6	1.000	0	0	0	2.0	1	1	1	0	3	6	8.3	
at Texas A&M	02/23/17	*	36	6-11	.545	2-4	.500	2-2	1.000	0	0	0	1.9	2	2	3	0	6	16	8.6	
#22/- KENTUCKY	02/26/17		19	2-6	.333	0-2	.000	0-0	.000	1	0	1	1.9	2	0	2	0	1	4	8.5	
vs Georgia	03/03/17		26	2-6	.333	1-3	.333	3-4	.750	1	4	5	2.0	1	5	2	0	2	8	8.4	
vs #20/24 Kentucky	03/04/17		30	3-7	.429	2-3	.667	5-6	.833	0	3	3	2.0	0	3	1	0	0	13	8.6	
vs #6/7 Mississippi State	03/05/17	*	27	2-6	.333	0-1	.000	0-0	.000	1	1	2	2.0	2	2	3	0	2	4	8.5	
UNC ASHEVILLE	03/17/17	*	18	8-10	.800	1-3	.333	1-1	1.000	0	0	0	1.9	1	3	1	0	4	18	8.8	
ARIZONA STATE	03/19/17	*	29	1-8	.125	1-4	.250	4-4	1.000	0	2	2	1.9	2	0	1	0	4	7	8.7	
Totals			15	750	95-240	.396	35-92	.380	62-79	.785	14	50	64	1.9	50	63	50	2	55	287	8.7

Games played: 33  
 Minutes/game: 22.7  
 Points/game: 8.7  
 FG Pct: 39.6  
 3FG Pct: 38.0  
 FT Pct: 78.5

Rebounds/game: 1.9  
 Assists/game: 1.9  
 Turnovers/game: 1.5  
 Assist/turnover ratio: 1.3  
 Steals/game: 1.7  
 Blocks/game: 0.1



# KAELA DAVIS

# #3

**6-2 • Jr. • Guard • Suwanee, Ga. • Georgia Tech**  
**Major: Integrated Technology**

### Career Highlights

- 2017 SEC All-Tournament Team
- Naismith Trophy Top 50 Preseason Watch List (2016-17)
- Two-time All-ACC (1st team, 2015; 2nd team, 2014)
- 2012 FIBA U17 World Championships, gold medal (USA)
- 2012 FIBA 3x3 U18 World Champs., gold medal (USA)
- 2011 FIBA U16 Americas Champs., gold medal (USA)

### This Season's Highlights

- Is seventh in the league in 3s made per game (1.6), 26th in points per game
- Averaged 16.3 points per game on 50.0 percent shooting at the SEC Tournament
- Three of her six 20-point outings this season have come over Carolina's last six contests
- Kept Gamecocks in the game in the second round of the NCAA Tournament against Arizona State (Mar. 19) with 15 second-half points then came up with a steal to preserve the one-point advantage with 18 seconds to play
- Scored team's first six points of SEC Tournament championship game against #6/7 Mississippi State (Mar. 5) and tallied seven in the fourth quarter, including a 3-pointer 15 seconds into the period that cut the Gamecock deficit to two at 45-43
- Productive on the offensive end in the SEC semifinals against #20/24 Kentucky (March 4) with 17 points on 7-of-12 shooting to go with four assists ... knocked down a jumper to push the Gamecock lead to five with 8:11 to play after the Wildcats cut it to a one-possession game
- Jump-started offense against #22/- Kentucky (Feb. 26) with three of the team's first seven field goals ... tallied 13 first-half points and finished with 20 on 8-of-11 shooting in an SEC career-high 31 minutes of action
- Crashed the glass at Texas A&M (Feb. 23) with a career-best 11 rebounds ... collected eight of her 11 boards in the second half, including three to go with a three-point play in the opening 2:30 of the half to keep the Aggies on their heels
- Showed scoring variety early against Vanderbilt (Feb. 16), netting eight of her 13 first-half points in the final 5:20 of the half
- Opened each half against Auburn (Feb. 9) with a 3-pointer and handed out five assists, her most since Dec. 1
- Hit back-to-back 3s to open double-digit scoring afternoon at Arkansas (Feb. 5)
- Saw her shots fall more consistently against Tennessee (Jan. 30), scoring the Gamecocks first points in the first, third and fourth quarters, including hitting 2-of-3 from 3-point range
- Locked down one of SEC's top scorers in Victoria Vivians in second half of win over #4/4 Mississippi State (Jan. 23), holding her to 1-of-8 shooting and five points over the final 20 minutes
- Got hot early at Auburn (Jan. 5), scoring 13 of team's first 17 points en route to 19 first-quarter points that included five 3s, most in a quarter in program history
- Reached double figures by halftime and finished with 16 points in her SEC debut against Alabama (Jan. 1)
- Caught fire from the 3-point line against Minnesota (Dec. 11), knocking down a career-best six 3s, including five in the first half
- Netted nine of her 14 points at Duke (Dec. 4) during fourth quarter, twice pulling the Gamecocks within five points
- Knocked down two timely 3s in a back-and-forth third quarter at #14/15 Texas (Dec. 1)
- Scored team's first seven points in the opening 98 seconds against #4/4 Louisville (Nov. 27) and added back-to-back 3s early in the second half to eliminate any Cardinal comeback from the eight-point halftime deficit
- Brilliant Gamecock debut at #7/6 Ohio State (Nov. 14), stuffing the box score with 37 points - 11 in the second, third and fourth quarters each - 10 rebounds, five assists and three steals ... first Gamecock to score 30 or more points in a game since Ieasia Walker netted 30 against Clemson on Nov. 18, 2010, and the most ever by a Gamecock against a ranked opponent

### Miscellaneous

	Season	Career
Double-Doubles	1	1
30+ Points	1	1
20+ Points	6	6
10+ Points	20	20
10+ Rebounds	2	2
5+ Assists	3	3
Tm-High Points	5	5
Tm-High Rebs	1	1
Tm-High Assists	7	7

### Career Highs

Pts	37 at Ohio State, 11/14/16
Rebs	11 at Texas A&M, 2/23/17
3FGs	6 vs. Minnesota, 12/11/16
Stls	3, 3x, last at Kentucky, 2/2/17
Assts	5, 3x, last vs. Auburn, 2/9/17
Min.	36 at Ohio State, 11/14/16

### SEC Career Highs

Pts	21 at Auburn, 1/5/17
Rebs	11 at Texas A&M, 2/23/17
3FGs	5 at Auburn, 1/5/17
Stls	3, 2x, last at Kentucky, 2/2/17
Assts	5 vs. Auburn, 2/9/17
Min.	31 vs. Kentucky, 2/26/17

### NCAA Career Highs

Pts	20 vs. Arizona State, 3/19/17
Rebs	9 vs. UNC Asheville, 3/17/17
3FGs	2, 2x, last vs. Arizona State, 3/19/17
Stls	2 vs. Arizona State, 3/19/17
Assts	4 vs. Arizona State, 3/19/17
Min.	29 vs. Arizona State, 3/19/17

### Prior to South Carolina

- Two-time All-ACC selection in two seasons at Georgia Tech
- Fastest player in Georgia Tech history to 1,000 career points (52 games)
- Ranked as No. 1 guard and No. 2 overall recruit in 2013 class
- 2013 McDonald's and WBCA High School All-America

### Career NCAA Tournament Game-by-Game

Date	Opponent	GS	MIN	FG-A	3FG-A	FT-A	Reb	PF	A	TO	B	S	TP
3/17/17	UNC Asheville	*	25	2-10	2-6	0-0	9	3	1	3	0	1	6
3/19/17	Arizona State	*	29	6-13	2-7	6-8	3	4	4	2	0	2	20
<b>Totals</b>		<b>2</b>	<b>54</b>	<b>8-23</b>	<b>4-13</b>	<b>6-8</b>	<b>12</b>	<b>7</b>	<b>5</b>	<b>5</b>	<b>0</b>	<b>3</b>	<b>26</b>
			<b>27.0</b>	<b>.348</b>	<b>.308</b>	<b>.750</b>	<b>6.0</b>	<b>2.5</b>					<b>13.0</b>

### Career Stats at South Carolina

Year	GP	GS	Min	Avg	FG	FGA	Pct	3FG	FGA	Pct	FT	FTA	Pct	Off	Def	Tot	Avg	PF	FO	A	TO	Blk	Stl	Pts	Avg
2016-17	33	32	909	27.5	140	385	.364	54	157	.344	70	88	.795	33	94	127	3.9	79	1	75	74	0	33	404	12.2

## #03 DAVIS, Kaela

Opponent	Date	gs	min	Total		3-Pointers		Free throws		Rebounds				pf	a	t/o	blk	stl	pts	avg	
				fg-fga	pct	3fg-fga	pct	ft-fa	pct	off	def	tot	avg								
at #7/6 Ohio State	11/14/16	*	36	10-21	.476	4-6	.667	13-16	.813	2	8	10	10.0	3	5	5	0	3	37	37.0	
HAMPTON	11/20/16	*	30	1-9	.111	1-5	.200	0-0	.000	2	5	7	8.5	4	5	2	0	1	3	20.0	
MAINE	11/21/16	*	26	3-11	.273	1-6	.167	3-4	.750	1	2	3	6.7	1	3	2	0	1	10	16.7	
SAINT PETER'S	11/22/16	*	19	5-7	.714	4-4	1.000	0-0	.000	1	2	3	5.8	0	3	1	0	0	14	16.0	
vs #4/4 Louisville	11/27/16	*	20	5-10	.500	3-5	.600	0-0	.000	1	7	8	6.2	3	1	1	0	0	13	15.4	
at #14/15 Texas	12/01/16	*	34	3-6	.500	2-4	.500	4-4	1.000	0	3	3	5.7	2	1	5	0	2	12	14.8	
at Duke	12/04/16	*	31	5-14	.357	2-9	.222	2-4	.500	3	3	6	5.7	0	2	0	0	2	14	14.7	
MINNESOTA	12/11/16	*	28	8-15	.533	6-10	.600	0-0	.000	3	0	3	5.4	1	4	1	0	0	22	15.6	
CLEMSON	12/15/16	*	28	6-16	.375	2-7	.286	3-4	.750	2	1	3	5.1	5	4	3	0	0	17	15.8	
#9/9 UCLA	12/18/16	*	33	1-13	.077	0-1	.000	0-0	.000	0	4	4	5.0	0	2	4	0	2	2	14.4	
at Savannah State	12/21/16	*	21	3-9	.333	0-3	.000	0-0	.000	1	3	4	4.9	1	3	1	0	2	6	13.6	
ALABAMA	01/01/17	*	23	5-10	.500	1-3	.333	5-6	.833	1	2	3	4.8	3	2	1	0	1	16	13.8	
at Auburn	01/05/17	*	22	8-18	.444	5-9	.556	0-0	.000	3	2	5	4.8	3	2	3	0	1	21	14.4	
at Florida	01/08/17	*	25	4-16	.250	1-5	.200	1-1	1.000	2	4	6	4.9	3	1	3	0	2	10	14.1	
GEORGIA	01/12/17	*	27	1-10	.100	0-2	.000	2-2	1.000	0	3	3	4.7	2	2	2	0	3	4	13.4	
at LSU	01/15/17	*	28	2-7	.286	0-3	.000	4-4	1.000	0	2	2	4.6	3	3	2	0	1	8	13.1	
OLE MISS	01/19/17	*	29	3-11	.273	1-2	.500	7-8	.875	1	0	1	4.4	1	0	1	0	0	14	13.1	
#4/4 MISSISSIPPI ST.	01/23/17	*	29	1-9	.111	0-6	.000	2-2	1.000	0	0	0	4.1	3	1	2	0	1	4	12.6	
at Georgia	01/26/17	*	28	2-11	.182	2-6	.333	2-6	.333	0	3	3	4.1	3	1	1	0	0	8	12.4	
TENNESSEE	01/30/17	*	28	6-14	.429	2-3	.667	1-1	1.000	0	2	2	4.0	3	0	2	0	0	15	12.5	
at #25/- Kentucky	02/02/17	*	26	3-10	.300	1-4	.250	0-0	.000	0	2	2	3.9	3	0	3	0	3	7	12.2	
at Arkansas	02/05/17	*	27	4-11	.364	2-6	.333	0-0	.000	0	3	3	3.8	2	2	1	0	1	10	12.1	
AUBURN	02/09/17	*	25	4-9	.444	3-7	.429	0-0	.000	0	0	0	3.7	1	5	1	0	0	11	12.1	
at #1/1 UConn	02/13/17	*	25	1-10	.100	1-6	.167	0-0	.000	1	1	2	3.6	4	0	5	0	0	3	11.7	
VANDERBILT	02/16/17	*	27	6-14	.429	1-5	.200	2-4	.500	3	2	5	3.6	2	3	0	0	1	15	11.8	
at Mizzou	02/19/17	*	29	2-11	.182	0-6	.000	2-2	1.000	0	3	3	3.6	2	2	7	0	1	6	11.6	
at Texas A&M	02/23/17	*	28	3-11	.273	0-2	.000	1-1	1.000	2	9	11	3.9	3	3	2	0	0	7	11.4	
#22/- KENTUCKY	02/26/17	*	31	8-11	.727	0-2	.000	4-5	.800	0	1	1	3.8	3	3	2	0	0	20	11.8	
vs Georgia	03/03/17	*	27	3-10	.300	1-2	.500	2-2	1.000	0	1	1	3.7	2	0	2	0	1	9	11.7	
vs #20/24 Kentucky	03/04/17	*	33	7-12	.583	1-1	1.000	2-2	1.000	0	3	3	3.7	3	4	0	0	1	17	11.8	
vs #6/7 Mississippi State	03/05/17	*	32	9-16	.563	3-4	.750	2-2	1.000	0	5	5	3.7	3	3	4	0	0	23	12.2	
UNC ASHEVILLE	03/17/17	*	25	2-10	.200	2-6	.333	0-0	.000	4	5	9	3.9	3	1	3	0	1	6	12.0	
ARIZONA STATE	03/19/17	*	29	6-13	.462	2-7	.286	6-8	.750	0	3	3	3.8	4	4	2	0	2	20	12.2	
Totals			32	909	140-385	.364	54-157	.344	70-88	.795	33	94	127	3.8	79	75	74	0	33	404	12.2

Games played: 33  
Minutes/game: 27.5  
Points/game: 12.2  
FG Pct: 36.4  
3FG Pct: 34.4  
FT Pct: 79.5

Rebounds/game: 3.8  
Assists/game: 2.3  
Turnovers/game: 2.2  
Assist/turnover ratio: 1.0  
Steals/game: 1.0





# TIFFANY DAVIS

# #15

**5-7 • Sr. • Guard • Houston, Texas • Westbury Christian**  
**Major: Psychology**

### This Season's Highlights

- Selected to be a team captain
- Has played in 17 games – missed 10 games with knee injury
- Matched a career high with three assists in the first round of the NCAA Tournament against UNC Asheville (Mar. 17)
- Made her first start of the season on Senior Day against #22/- Kentucky (Feb. 26) and connected on her only field goal attempt, a 3-pointer from the right corner in the first quarter
- Grabbed two rebounds in five minutes against Vanderbilt (Feb. 16) in her first game action since Jan. 5
- Was solid defensively playing five minutes in the pivotal second quarter against #4/4 Louisville (Nov. 27)

### Career Summary

- Missed 2015-16 with knee injury suffered in September
- Missed the bulk of the 2012-13 season after suffering a knee injury
- Graduated in 2016 with bachelor's degree in retail management

#15 DAVIS, Tiffany

Opponent	Date	gs	min	Total		3-Pointers		Free throws		Rebounds				pf	a	t/o	blk	stl	pts	avg
				fg-fga	pct	3fg-fga	pct	ft-fa	pct	off	def	tot	avg							
at #7/6 Ohio State	11/14/16	1		0-0	.000	0-0	.000	0-0	.000	0	0	0	0	0	0	0	0	0	0	0.0
HAMPTON	11/20/16	13	1-3	.333	0-1	.000	2-3	.667	1	1	2	1.0	0	0	0	0	0	4	2.0	
MAINE	11/21/16	10	1-2	.500	0-1	.000	0-0	.000	0	2	2	1.3	0	1	1	0	0	2	2.0	
SAINT PETER'S	11/22/16	17	0-3	.000	0-2	.000	0-0	.000	0	3	3	1.8	0	1	1	0	1	0	1.5	
vs #4/4 Louisville	11/27/16	9	0-1	.000	0-1	.000	1-2	.500	0	2	2	1.8	0	0	0	0	0	1	1.4	
at Duke	12/04/16	3	0-0	.000	0-0	.000	0-0	.000	1	0	1	1.7	0	0	2	0	0	0	1.2	
MINNESOTA	12/11/16	7	0-2	.000	0-2	.000	0-0	.000	0	1	1	1.6	0	0	0	1	0	0	1.0	
CLEMSON	12/15/16	4	0-2	.000	0-1	.000	0-0	.000	0	0	0	1.4	1	0	0	0	0	0	0.9	
ALABAMA	01/01/17	8	1-1	1.000	1-1	1.000	0-0	.000	0	0	0	1.2	0	0	0	0	0	3	1.1	
at Auburn	01/05/17	3	0-1	.000	0-1	.000	0-0	.000	0	0	0	1.1	0	0	0	0	0	0	1.0	
VANDERBILT	02/16/17	5	0-2	.000	0-2	.000	0-0	.000	1	1	2	1.2	0	0	0	0	0	0	0.9	
at Mizzou	02/19/17	1	0-0	.000	0-0	.000	0-0	.000	0	0	0	1.1	0	0	0	0	0	0	0.8	
at Texas A&M	02/23/17	4	0-0	.000	0-0	.000	0-0	.000	0	0	0	1.0	1	0	0	0	0	0	0.8	
#22/- KENTUCKY	02/26/17	* 7	1-1	1.000	1-1	1.000	0-0	.000	0	0	0	0.9	0	1	0	0	0	3	0.9	
vs Georgia	03/03/17	11	0-1	.000	0-1	.000	0-0	.000	0	0	0	0.9	2	0	1	0	0	0	0.9	
vs #20/24 Kentucky	03/04/17	0	0-0	.000	0-0	.000	0-0	.000	0	0	0	0.8	0	0	0	0	0	0	0.8	
UNC ASHEVILLE	03/17/17	14	0-3	.000	0-3	.000	2-2	1.000	0	2	2	0.9	2	3	0	0	0	2	0.9	
<b>Totals</b>		<b>1</b>	<b>117</b>	<b>4-22</b>	<b>.182</b>	<b>2-17</b>	<b>.118</b>	<b>5-7</b>	<b>.714</b>	<b>3</b>	<b>12</b>	<b>15</b>	<b>0.9</b>	<b>6</b>	<b>6</b>	<b>5</b>	<b>1</b>	<b>1</b>	<b>15</b>	<b>0.9</b>

Games played: 17  
 Minutes/game: 6.9  
 Points/game: 0.9  
 FG Pct: 18.2  
 3FG Pct: 11.8  
 FT Pct: 71.4

Rebounds/game: 0.9  
 Assists/game: 0.4  
 Turnovers/game: 0.3  
 Assist/turnover ratio: 1.2  
 Steals/game: 0.1  
 Blocks/game: 0.1

### Miscellaneous

	Season	Career
10+ Points	0	1
5+ Steals	0	1
Tm-High Points	0	0
Tm-High Assists	0	0

### Career Highs

**Pts** ..... 11 vs. Ole Miss, 1/30/14  
**3FGs** ..... 2, 3x, last vs. Ole Miss, 1/30/14  
**Rebs** ..... 6 at Arkansas, 1/2/14  
**Stls** ..... 5 vs. Elon, 11/9/12  
**Assts** .. 3, 5x, last vs. UNC Asheville, 3/17/17  
**Min** ..... 30 at Arkansas, 1/2/14

### SEC Career Highs

**Pts** ..... 11 vs. Ole Miss, 1/30/14  
**Rebs** ..... 6 at Arkansas, 2/11/16  
**3FGs** ..... 2 vs. Ole Miss, 1/30/14  
**Stls** .....  
**Assts** ..... 2, 4x, last at LSU, 1/4/15  
**Min** ..... 30 at Arkansas, 1/2/14

### NCAA Career Highs

**Pts** ..... 3, 2x, last vs. Syracuse, 3/22/15  
**Rebs** ..... 3, 2x, last vs. Savannah St., 3/20/15  
**3FGs** ..... 1, 2x, last vs. Syracuse, 3/22/15  
**Stls** .....  
**Assts** ..... 3 vs. UNC Asheville, 3/17/17  
**Min** ..... 16 vs. North Carolina, 3/30/14

### Season Highs

**Pts** ..... 4 vs. Hampton, 11/20  
**3FGs** ..... 1, 2x, last vs. Kentucky, 2/26  
**Rebs** ..... 3 vs. Saint Peter's, 11/22  
**Stls** ..... 1 vs. Saint Peter's, 11/22  
**Assts** ..... 3 vs. UNC Asheville, 3/17  
**Min** ..... 17 vs. Saint Peter's, 11/22

### Career NCAA Tournament Game-by-Game

Date	Opponent	GS	MIN	FG-A	3FG-A	FTA	Reb	PF	A	TO	B	S	TP
3/23/14	CS Northridge	4	0-0	0-0	0-0	3	1	0	0	0	0	0	0
3/25/14	Oregon St.	4	0-1	0-1	0-0	1	1	1	0	0	0	0	0
3/30/14	#12/13 N. Carolina	16	1-2	1-2	0-0	1	1	0	1	0	0	3	
3/20/15	Savannah St.	5	0-2	0-1	0-0	3	0	0	0	0	0	0	
3/22/15	Syracuse	2	1-1	1-1	0-0	0	0	0	0	0	0	3	
3/27/15	#15/12 N. Carolina												
3/29/15	#7/7 Florida St.												
4/5/15	#2/2 Notre Dame												
3/18/16	Jacksonville												
3/20/16	Kansas St.												
3/25/16	#14/15 Syracuse												
3/17/17	UNC Asheville	14	0-3	0-3	2-2	2	2	3	0	0	0	2	
3/19/17	Arizona State												
<b>Totals</b>		<b>0</b>	<b>45</b>	<b>2-9</b>	<b>2-8</b>	<b>2-2</b>	<b>10</b>	<b>5</b>	<b>4</b>	<b>1</b>	<b>0</b>	<b>0</b>	<b>8</b>
			<b>7.5</b>	<b>.222</b>	<b>.250</b>	<b>1.000</b>	<b>1.7</b>	<b>0.7</b>					<b>1.3</b>

### Career Stats at South Carolina

Year	GP	GS	Min	Avg	FG	FGA	Pct	3FG	FGA	Pct	FT	FTA	Pct	Off	Def	Tot	Avg	PF	FO	A	TO	Blk	Stl	Pts	Avg
2012-13	3	0	40	13.3	4	8	.500	1	4	.250	3	4	.750	1	3	4	1.3	2	0	4	2	0	5	12	4.0
2013-14	32	7	356	11.1	23	59	.390	12	30	.400	19	26	.731	5	27	32	1.0	29	0	29	40	1	4	77	2.4
2014-15	16	0	84	5.3	6	16	.375	5	13	.385	6	9	.667	5	13	18	1.1	5	0	7	9	0	0	23	1.4
2016-17	17	1	117	6.9	4	22	.182	2	17	.118	5	7	.714	3	12	15	0.9	6	0	6	5	1	1	15	0.9
<b>Career</b>	<b>68</b>	<b>8</b>	<b>597</b>	<b>8.8</b>	<b>37</b>	<b>105</b>	<b>.352</b>	<b>20</b>	<b>64</b>	<b>.313</b>	<b>33</b>	<b>46</b>	<b>.717</b>	<b>14</b>	<b>55</b>	<b>69</b>	<b>1.0</b>	<b>42</b>	<b>0</b>	<b>46</b>	<b>56</b>	<b>2</b>	<b>10</b>	<b>127</b>	<b>1.9</b>



# ALLISHA GRAY

# #10

**6-0 • Jr. • Guard • Sandersville, Ga. • North Carolina**  
**Major: Broadcasting**

### Career Highlights

- SEC Player of the Week (1/17-23)
- Dawn Staley Award Midseason Watch List
- Naismith Trophy Top 50 Preseason Watch List
- First-Team All-ACC (2015)
- WBCA Honorable Mention All-America (2015)
- Full Court Freshman All-America Second Team (2014)

### This Season's Highlights

- Started 33 of 34 games, finishing in double figures in all but eight contests
- Second on the team in steals (1.3) and assists (2.5) ... ranks 23rd in SEC in scoring and rose to 20th in conference action while checking in at 14th in free throw percentage (.750) in league play
- Averaged a double-double (16.5 ppg, 10.0 rpg) over the first two rounds of the NCAA Tournament
- Scored early and late in NCAA second-round game against Arizona State (Mar. 19) with six points and four rebounds in first quarter and five straight points, including clutch three-point play, during 16-4 run to start fourth quarter
- Delivered her first career double-double (22 points, 12 rebounds) with tremendous effort on the glass in the opening round of NCAA Tournament against UNC Asheville (Mar. 17) with five of her first seven field goals coming off put-backs
- Effective from deep early in the SEC semifinal against Georgia (Mar. 3) with three first-half 3s, finishing with 17 points
- Shot 4-of-5 from the floor and connected on six of seven free throws in the second half against #22/- Kentucky (Feb. 26)
- Converted two tough put-back buckets at Texas A&M (Feb. 23) and scored eight of her 12 points in the third period to help keep the Gamecock lead at double digits after halftime
- Netted eight of her 11 points at #25/- Kentucky (Feb. 2) during momentum-shifting 22-4 run to close the first half, accounting for six of the team's first eight points throughout the dominant stretch
- Battled against Tennessee (Jan. 30) with the Gamecocks' frontcourt in foul trouble in the first half, posting eight points and six boards in the opening 20 minutes
- Engineered pivotal 18-5 fourth-quarter run at Georgia (Jan. 26), scoring 11 points during the stretch
- Came alive in the second half against #4/4 Mississippi State (Jan. 23) with 16 of her 17 points in the final two periods, including 12 in the third quarter to help Carolina turn a seven-point halftime deficit into a one-point lead ... delivered the key defensive play after running down a Bulldog guard to deter a layup in transition and preserve the one-point Gamecock lead with 54 seconds to play
- Second on team in points and rebounds at LSU (Jan. 15) battling in the forward spot while blocking a career-best three shots ... became the second Gamecock this season to pair a 20-point game with at least three blocks
- Grabbed the biggest rebound of her seven against Georgia (Jan. 12) off a missed Lady Bulldog free throw with three seconds left then hit the resulting two free throws to stretch the Gamecock lead to three ... six of her seven rebounds and 11 of her 14 points came in the second half
- Converted two crucial 3-point plays against #9/9 UCLA (Dec. 18), the second of which pushed Carolina's lead back to double-digits early in the fourth quarter
- Triggered South Carolina's 3-point shooting outburst against Minnesota (Dec. 11), connecting on two early 3s to help open the contest on a 15-0 run ... finished with 18 points in just 19 minutes of action
- Tallied 11 of her game-high 17 points in the third quarter against #4/4 Louisville (Nov. 27), including six during a 16-5 run to help end any threat of a Cardinal comeback
- Crafty scorer with 24 points at #7/6 Ohio State (Nov. 14) in Gamecock debut, including five as part of 10-0 run early in fourth quarter to end Buckeyes' comeback hopes

### Miscellaneous

	Season	Career
20+ Points	3	3
10+ Points	25	25
5+ Assists	5	5
Tm-High Points	2	2
Tm-High Assists	8	8
Tm-High Rebs.	3	3

### Career Highs

Pts	24 at Ohio State, 11/14/16
Rebs	12 vs. UNC Asheville, 3/17/17
3FGs	4, 2x, last at Florida, 1/8/17
Stls	5 at Savannah St., 12/21/16
Assts	7 vs. Minnesota, 12/11/16
Min	38, 4x, last at UConn, 2/13/17

### SEC Career Highs

Pts	21 at LSU, 1/15/17
Rebs	8 vs. Tennessee, 1/30/17
3FGs	4 at Florida, 1/8/17
Stls	4 at Florida, 1/8/17
Assts	6 vs. Auburn, 2/9/17
Min	38, 2x, last vs. Tennessee, 1/30/17

### NCAA Career Highs

Pts	22 vs. UNC Asheville, 3/17/17
Rebs	12 vs. UNC Asheville, 3/17/17
3FGs	
Stls	
Assts	3 vs. UNC Asheville, 3/17/17
Min	32 vs. Arizona State, 3/19/17

### Prior to South Carolina

- Played two seasons at North Carolina, amassing over 1,000 career points in that time
- 2015 First-Team All-ACC and WBCA All-Region
- Ranked as No. 4 guard and No. 7 overall recruit in 2013 class
- Three-time Georgia state player of the year (2010-12)

### Career NCAA Tournament Game-by-Game

Date	Opponent	GS	MIN	FG-A	3FG-A	FT-A	Reb	PF	A	TO	B	S	TP
3/17/17	UNC Asheville	*	21	11-13	0-1	0-1	12	2	3	0	1	0	22
3/19/17	Arizona State	*	32	4-10	0-0	3-3	8	3	2	2	0	0	11
<b>Totals</b>		<b>2</b>	<b>53</b>	<b>15-23</b>	<b>0-1</b>	<b>3-4</b>	<b>20</b>	<b>5</b>	<b>5</b>	<b>2</b>	<b>1</b>	<b>0</b>	<b>33</b>
			<b>26.5</b>	<b>.652</b>	<b>.000</b>	<b>.750</b>	<b>10.0</b>	<b>2.5</b>					<b>16.5</b>

### Career Stats at South Carolina

Year	GP	GS	Min	Avg	FG	FGA	Pct	3FG	FGA	Pct	FT	FTA	Pct	Off	Def	Tot	Avg	PF	FO	A	TO	Blk	Stl	Pts	Avg
2016-17	33	32	934	28.3	155	306	.507	34	107	.318	77	107	.720	63	91	154	4.7	71	1	85	44	19	44	421	12.8

## #10 GRAY, Alisha

Opponent	Date	gs	min	Total		3-Pointers		Free throws		Rebounds				pf	a	t/o	blk	stl	pts	avg	
				fg-fga	pct	3fg-fga	pct	ft-fa	pct	off	def	tot	avg								
at #7/6 Ohio State	11/14/16	*	38	10-18	.556	0-3	.000	4-8	.500	1	6	7	7.0	2	3	0	0	2	24	24.0	
HAMPTON	11/20/16	*	24	4-9	.444	2-7	.286	6-7	.857	0	1	1	4.0	0	4	0	0	2	16	20.0	
MAINE	11/21/16	*	22	5-9	.556	0-1	.000	0-0	.000	2	1	3	3.7	1	3	2	0	0	10	16.7	
SAINT PETER'S	11/22/16	*	19	4-7	.571	1-4	.250	4-5	.800	3	5	8	4.8	1	5	1	1	1	13	15.8	
vs #4/4 Louisville	11/27/16	*	22	7-12	.583	2-5	.400	1-1	1.000	1	2	3	4.4	2	0	0	0	0	17	16.0	
at #14/15 Texas	12/01/16	*	35	2-7	.286	0-1	.000	4-4	1.000	0	4	4	4.3	4	0	3	0	0	8	14.7	
at Duke	12/04/16	*	37	4-9	.444	2-6	.333	1-2	.500	4	2	6	4.6	4	6	2	0	1	11	14.1	
MINNESOTA	12/11/16	*	19	7-13	.538	4-10	.400	0-0	.000	1	4	5	4.6	1	7	1	0	2	18	14.6	
CLEMSON	12/15/16	*	27	3-10	.300	1-3	.333	1-2	.500	1	1	2	4.3	2	1	0	2	2	8	13.9	
#9/9 UCLA	12/18/16	*	23	4-6	.667	0-0	.000	3-5	.600	0	3	3	4.2	1	2	0	0	0	11	13.6	
at Savannah State	12/21/16	*	21	6-10	.600	0-1	.000	0-1	.000	2	2	4	4.2	1	4	1	2	5	12	13.5	
ALABAMA	01/01/17	*	18	2-8	.250	1-4	.250	2-2	1.000	1	1	2	4.0	3	2	1	1	1	7	12.9	
at Auburn	01/05/17	*	23	2-7	.286	1-5	.200	0-0	.000	2	2	4	4.0	2	2	5	0	0	5	12.3	
at Florida	01/08/17	*	27	6-10	.600	4-7	.571	2-2	1.000	3	3	6	4.1	5	2	0	1	4	18	12.7	
GEORGIA	01/12/17	*	26	4-11	.364	1-3	.333	5-6	.833	3	4	7	4.3	2	1	1	0	1	14	12.8	
at LSU	01/15/17	*	31	7-8	.875	2-2	1.000	5-5	1.000	3	2	5	4.4	2	2	5	3	2	21	13.3	
OLE MISS	01/19/17	*	30	4-8	.500	0-1	.000	3-4	.750	2	3	5	4.4	1	4	3	1	1	11	13.2	
#4/4 MISSISSIPPI ST.	01/23/17	*	38	5-9	.556	2-3	.667	5-8	.625	3	4	7	4.6	3	1	1	0	2	17	13.4	
at Georgia	01/26/17	*	36	7-11	.636	1-2	.500	3-5	.600	1	3	4	4.5	2	1	1	2	2	18	13.6	
TENNESSEE	01/30/17	*	38	6-12	.500	0-2	.000	2-3	.667	2	6	8	4.7	4	1	2	0	1	14	13.7	
at #25/- Kentucky	02/02/17	*	28	3-6	.500	2-5	.400	3-3	1.000	2	3	5	4.7	0	2	1	1	3	11	13.5	
at Arkansas	02/05/17	*	25	4-9	.444	2-5	.400	0-0	.000	2	2	4	4.7	2	4	0	0	2	10	13.4	
AUBURN	02/09/17	*	33	3-7	.429	1-4	.250	2-2	1.000	2	1	3	4.6	1	6	0	0	0	9	13.2	
at #1/1 UConn	02/13/17	*	38	3-7	.429	1-3	.333	0-2	.000	1	1	2	4.5	4	2	4	1	2	7	12.9	
VANDERBILT	02/16/17	*	22	4-8	.500	0-3	.000	3-6	.500	2	0	2	4.4	2	5	2	1	1	11	12.8	
at Mizzou	02/19/17	*	34	5-13	.385	1-6	.167	2-5	.400	2	2	4	4.4	4	3	1	0	3	13	12.8	
at Texas A&M	02/23/17	*	33	4-7	.571	0-2	.000	4-4	1.000	2	4	6	4.4	1	3	2	1	1	12	12.8	
#22/- KENTUCKY	02/26/17	*	27	5-9	.556	0-1	.000	7-9	.778	2	1	3	4.4	3	1	0	0	0	17	13.0	
vs Georgia	03/03/17	*	27	6-10	.600	3-5	.600	2-2	1.000	2	2	4	4.4	2	1	1	0	1	17	13.1	
vs #20/24 Kentucky	03/04/17	*	29	3-9	.333	0-1	.000	0-0	.000	1	1	2	4.3	1	2	1	0	1	6	12.9	
vs #6/7 Mississippi State	03/05/17	*	31	1-4	.250	0-1	.000	0-0	.000	1	4	5	4.3	3	0	1	1	1	2	12.5	
UNC ASHEVILLE	03/17/17	*	21	11-13	.846	0-1	.000	0-1	.000	7	5	12	4.6	2	3	0	1	0	22	12.8	
ARIZONA STATE	03/19/17	*	32	4-10	.400	0-0	.000	3-3	1.000	2	6	8	4.7	3	2	2	0	0	11	12.8	
Totals			32	934	155-306	.507	34-107	.318	77-107	.720	63	91	154	4.7	71	85	44	19	44	421	12.8

Games played: 33  
Minutes/game: 28.3  
Points/game: 12.8  
FG Pct: 50.7  
3FG Pct: 31.8  
FT Pct: 72.0

Rebounds/game: 4.7  
Assists/game: 2.6  
Turnovers/game: 1.3  
Assist/turnover ratio: 1.9  
Steals/game: 1.3  
Blocks/game: 0.6



# TYASHA HARRIS

# #52

**5-10 • Fr. • Guard • Noblesville, Ind. • Heritage Christian**  
**Major: Sports Management**

### This Season's Highlights

- Has 23 starts, moving into the full-time role at the start of SEC play
- Leads the team in assists with 3.3 per game, to rank 14th in the league
- In league play, ranked fourth among conference players in assist-to-turnover ratio (2.4) and was also in the top 10 in assists (9th, 3.8) - both topped rankings among league freshmen
- Continued to facilitate the Carolina offense at the SEC Tournament with 4.0 assists per contest over the three-game stretch
- Displayed good vision early in her NCAA Tournament debut against UNC Asheville (Mar. 17) with four assists in the first 12 minutes of the contest ... registered a game-high seven assists and equaled a career high with five boards
- Enjoyed her most productive offensive showing of the season against #22/- Kentucky (Feb. 26) with career highs in points (13) and assists (8) ... four of her assists came in the fourth quarter, and she netted six of Carolina's final nine points, tallying each from the free throw line to seal the victory
- Made plays on the defensive end against Auburn (Feb. 9) with a career-high two blocks in the first half and a game-high three steals to go with four assists
- Opened scoring at #25/- Kentucky (Feb. 2) with a 3-pointer and dished out three of her five assists during 22-4 run to close the second quarter
- Delivered three assists in the opening six minutes against Tennessee (Jan. 30), and the last of her game-high six assists set up a Carolina 3-pointer in the corner that cut the Lady Vol lead to two points with 1:20 remaining
- Gave Gamecocks first lead over #4/4 Mississippi State (Jan. 23) with clutch third-quarter 3 as part of 13-2 run that overcame seven-point halftime deficit
- Dished out two of her game-high five assists against Ole Miss (Jan. 19) during Carolina's crucial 13-3 second-quarter run
- Impacted the game on both ends of the floor against Georgia (Jan. 12) with career highs in points (11) and steals (4) ... connected on three 3s, including one from the right corner that answered a Georgia 3-pointer and sparked a pivotal 7-1 Gamecock run in the fourth quarter
- Jump-started Carolina's 12-2 run to open the game against Alabama (Jan. 1) with a 3-pointer in the first minute and four of her career-high six assists in the first half
- Impressed against Minnesota (Dec. 11) in first career start with nine points and three 3-pointers, including the first basket of the game that sparked a 15-0 run ... facilitated the offense in the opening two quarters, matching her career high in assists (6) by the half
- Played a great all-around game against #14/15 Texas (Dec. 1) in a career-high 30 minutes of action, notching three steals and reaching double figures (10) for the first time ... netted four-straight points late in the fourth quarter to put the game out of the Longhorns' reach
- Drew the second-half start against #4/4 Louisville (Nov. 27), logging 14 of her 29 minutes during the half and dishing out five of her career-high six assists in that time

### Miscellaneous

	Season	Career
<b>10+ Points</b>	4	4
<b>5+ Assists</b>	11	11
<b>Tm-High Points</b>	0	0
<b>Tm-High Assists</b>	14	14

### Career Highs

<b>Pts</b> .....	13 vs. Kentucky, 2/26/17
<b>Rebs</b> .....	5, 2x, last vs. UNC Asheville, 3/17/17
<b>Stls</b> .....	4 vs. Georgia, 1/12/17
<b>Assts</b> .....	8 vs. Kentucky, 2/26/17
<b>Min</b> .....	38 vs. Tennessee, 1/30/17

### SEC Career Highs

<b>Pts</b> .....	13 vs. Kentucky, 2/26/17
<b>Rebs</b> .....	4, 3x, last vs. Ole Miss, 1/19/17
<b>Stls</b> .....	4 vs. Georgia, 1/12/17
<b>Assts</b> .....	8 vs. Kentucky, 2/26/17
<b>Min</b> .....	38 vs. Tennessee, 1/30/17

### NCAA Career Highs

<b>Pts</b> .....	4 vs. UNC Asheville, 3/17/17
<b>Rebs</b> .....	5 vs. UNC Asheville, 3/17/17
<b>Stls</b> .....	1 vs. UNC Asheville, 3/17/17
<b>Assts</b> .....	7 vs. UNC Asheville, 3/17/17
<b>Min</b> .....	32 vs. Arizona State, 3/19/17

### Prior to South Carolina

- Ranked as the No. 27 recruit overall and the No. 8 point guard in the 2016 Class
- Finalist for Indiana's Miss Basketball award
- Helped Heritage Christian to three straight state titles, including the 2016 championship in the program's first season in Class 3A
- Is her high school's all-time top scorer with 2,004 career points, also holding school record in steals (487) and ranking third in assists (426)
- Earned gold medal with USA Basketball in 2016 FIBA Americas U18 Championship

### Career NCAA Tournament Game-by-Game

Date	Opponent	GS	MIN	FG-A	3FG-A	FT-A	Reb	PF	A	TO	B	S	TP
3/17/17	UNC Asheville	*	26	2-3	0-0	0-1	5	2	7	0	0	1	4
3/19/17	Arizona State	*	32	1-1	1-1	0-2	1	3	3	2	0	0	3
<b>Totals</b>		<b>2</b>	<b>58</b>	<b>3-4</b>	<b>1-1</b>	<b>0-3</b>	<b>6</b>	<b>5</b>	<b>10</b>	<b>2</b>	<b>0</b>	<b>1</b>	<b>7</b>
			<b>29.0</b>	<b>.750</b>	<b>1.000</b>	<b>.000</b>	<b>3.0</b>	<b>5.0</b>					<b>3.5</b>

### Career Stats at South Carolina

Year	GP	GS	Min	Avg	FG	FGA	Pct	3FG	FGA	Pct	FT	FTA	Pct	Off	Def	Tot	Avg	PF	FO	A	TO	Blk	Stl	Pts	Avg
2016-17	33	23	852	25.8	64	153	.418	23	73	.315	24	37	.649	4	53	57	1.8	51	0	109	52	7	31	175	5.3



## #52 HARRIS, Tyasha

Opponent	Date	gs	min	Total		3-Pointers		Free throws		Rebounds				pf	a	t/o	blk	stl	pts	avg
				fg-fga	pct	3fg-fga	pct	ft-fa	pct	off	def	tot	avg							
at #7/6 Ohio State	11/14/16	19	1-4	.250	0-0	.000	1-2	.500	0	0	0	0.0	1	3	1	0	0	3	3.0	
HAMPTON	11/20/16	16	1-4	.250	1-3	.333	0-0	.000	0	2	2	1.0	0	2	0	1	0	3	3.0	
MAINE	11/21/16	19	2-4	.500	0-1	.000	0-0	.000	0	2	2	1.3	1	3	2	0	1	4	3.3	
SAINT PETER'S	11/22/16	14	3-5	.600	1-3	.333	0-0	.000	0	0	0	1.0	0	1	2	1	0	7	4.3	
vs #4/4 Louisville	11/27/16	29	0-3	.000	0-2	.000	0-0	.000	0	0	0	0.8	1	6	1	0	0	0	3.4	
at #14/15 Texas	12/01/16	30	2-6	.333	0-4	.000	6-8	.750	0	1	1	0.8	1	0	0	0	3	10	4.5	
at Duke	12/04/16	25	1-2	.500	1-1	1.000	0-0	.000	0	1	1	0.9	0	1	4	0	0	3	4.3	
MINNESOTA	12/11/16 *	21	3-5	.600	3-4	.750	0-0	.000	0	1	1	0.9	2	6	3	0	0	9	4.9	
CLEMSON	12/15/16	7	0-0	.000	0-0	.000	0-0	.000	0	1	1	0.9	1	0	2	0	0	0	4.3	
#9/9 UCLA	12/18/16	19	1-2	.500	0-0	.000	0-2	.000	1	0	1	0.9	1	1	1	0	0	2	4.1	
at Savannah State	12/21/16	22	5-9	.556	0-1	.000	0-0	.000	1	4	5	1.3	1	1	0	0	0	10	4.6	
ALABAMA	01/01/17 *	25	3-5	.600	1-3	.333	0-0	.000	0	1	1	1.3	1	6	1	1	1	7	4.8	
at Auburn	01/05/17 *	23	2-5	.400	1-3	.333	0-0	.000	0	3	3	1.4	2	2	2	0	1	5	4.8	
at Florida	01/08/17 *	29	2-5	.400	0-2	.000	1-2	.500	0	2	2	1.4	3	2	2	0	2	5	4.9	
GEORGIA	01/12/17 *	31	3-8	.375	3-7	.429	2-2	1.000	1	3	4	1.6	3	3	2	0	4	11	5.3	
at LSU	01/15/17 *	29	3-7	.429	0-2	.000	0-0	.000	0	4	4	1.8	1	3	2	0	2	6	5.3	
OLE MISS	01/19/17 *	32	2-3	.667	0-1	.000	0-0	.000	0	4	4	1.9	0	5	2	1	0	4	5.2	
#4/4 MISSISSIPPI ST.	01/23/17 *	35	1-3	.333	1-3	.333	2-2	1.000	0	1	1	1.8	3	3	4	1	0	5	5.2	
at Georgia	01/26/17 *	25	0-5	.000	0-2	.000	0-0	.000	0	0	0	1.7	4	2	0	0	2	0	4.9	
TENNESSEE	01/30/17 *	38	2-6	.333	1-5	.200	1-2	.500	0	1	1	1.7	4	6	3	0	0	6	5.0	
at #25/- Kentucky	02/02/17 *	27	2-5	.400	2-4	.500	1-2	.500	0	1	1	1.7	1	5	2	0	0	7	5.1	
at Arkansas	02/05/17 *	20	1-2	.500	0-0	.000	2-2	1.000	0	1	1	1.6	0	5	0	0	1	4	5.0	
AUBURN	02/09/17 *	30	1-4	.250	1-2	.500	0-0	.000	0	2	2	1.7	0	4	1	2	3	3	5.0	
at #1/1 UConn	02/13/17 *	34	3-11	.273	1-8	.125	0-0	.000	1	2	1.7	3	3	0	0	2	7	5.0		
VANDERBILT	02/16/17 *	27	4-10	.400	1-2	.500	0-0	.000	0	2	2	1.7	0	1	0	0	3	9	5.2	
at Mizzou	02/19/17 *	23	1-4	.250	0-1	.000	0-0	.000	0	3	3	1.7	2	1	0	0	1	2	5.1	
at Texas A&M	02/23/17 *	29	3-6	.500	1-3	.333	0-0	.000	0	0	0	1.7	0	4	2	0	1	7	5.1	
#22/- KENTUCKY	02/26/17 *	29	3-3	1.000	1-1	1.000	6-8	.750	0	1	1	1.6	3	8	2	0	0	13	5.4	
vs Georgia	03/03/17 *	22	1-5	.200	0-2	.000	2-2	1.000	0	2	2	1.7	1	6	3	0	1	4	5.4	
vs #20/24 Kentucky	03/04/17 *	30	2-4	.500	1-1	1.000	0-0	.000	0	2	2	1.7	4	1	2	0	2	5	5.4	
vs #6/7 Mississippi State	03/05/17 *	35	3-4	.750	1-1	1.000	0-0	.000	0	1	1	1.6	2	5	4	0	0	7	5.4	
UNC ASHEVILLE	03/17/17 *	26	2-3	.667	0-0	.000	0-1	.000	0	5	5	1.8	2	7	0	0	1	4	5.4	
ARIZONA STATE	03/19/17 *	32	1-1	1.000	1-1	1.000	0-2	.000	0	1	1	1.7	3	3	2	0	0	3	5.3	
Totals		23	852	64-153	.418	23-73	.315	24-37	.649	4	53	57	1.7	51	109	52	7	31	175	5.3

Games played: 33  
Minutes/game: 25.8  
Points/game: 5.3  
FG Pct: 41.8  
3FG Pct: 31.5  
FT Pct: 64.9

Rebounds/game: 1.7  
Assists/game: 3.3  
Turnovers/game: 1.6  
Assist/turnover ratio: 2.1  
Steals/game: 0.9  
Blocks/game: 0.2



# MIKIAH HERBERT HARRIGAN #21

6-2 • Fr. • Forward • Pembroke Pines, Fla./Flanagan  
Major: Criminal Justice

### This Season's Highlights

- Played in every game this season, including 22.8 minutes per contest in postseason play
- Ranks 11th in the SEC with 1.1 bpg on the season
- Averaged 8.6 points on 64.4 percent shooting (29-of-45) from the floor over her last nine contests
- Grabbed tough defensive rebound in traffic to preserve one-point lead in last 31 seconds against Arizona State (Mar. 19)
- Netted 12 of her 14 points over the last 15 minutes against UNC Asheville (Mar. 17) in her NCAA Tournament debut
- Turned in a clinical first-half shooting performance against #20/24 Kentucky (Mar. 4) in the SEC Tournament semifinals, connecting on all seven field goal attempts over first two periods ... scored 14 of her career-best 17 points in first half
- Tremendous on the glass after getting the start in place of center Alaina Coates in the SEC Tournament against Georgia (Mar. 3) with a game-high 10 rebounds, seven of which came on the defensive end
- Scored Carolina's first six points in the second quarter at Texas A&M (Feb. 23) to put the Gamecocks ahead by one in a back-and-forth first half ... finished with an SEC career high 13 points and added a block and a steal
- Continued strong shooting with a perfect game at Missouri (Feb. 19), including her first career 3-pointer help Gamecocks hold early fourth-quarter lead
- Connected on all five of her field goals against Vanderbilt (Feb. 16) to finish with an SEC career-high 12 points ... scored eight of Carolina's final 10 points over the last five minutes of the game and chipped in two fourth-quarter blocks
- Boasted a strong finish on the glass at Arkansas (Feb. 5) with four of her six boards in the fourth quarter, including three over the final 1:54
- Drew first career start against Georgia (Jan. 12), stepping into the lineup for the injured A'ja Wilson
- Protected the rim in the second half in her SEC debut against Alabama (Jan. 1) with four blocks in the final 20 minutes, including one on back-to-back Crimson Tide possessions late in the contest

### Miscellaneous

	Season	Career
10+ Points	6	6
10+ Rebounds	1	1
Tm-High Points	0	0
Tm-High Rebs	1	1

### Career Highs

Pts	17 vs. Kentucky, 3/4/17
Rebs	10 vs. Georgia, 3/3/17
Blks	4 vs. Alabama, 1/1/17
Stls	2, 2x, last vs. Arizona State, 3/19/17
Min	30 vs. Georgia, 3/3/17

### SEC Career Highs

Pts	13 at Texas A&M, 2/23/17
Rebs	6 at Arkansas, 2/5/17
Blks	4 vs. Alabama, 1/1/17
Stls	1, 3x, last at Texas A&M, 2/23/17
Min	24 vs. Georgia, 1/12/17

### NCAA Career Highs

Pts	14 vs. UNC Asheville, 3/17/17
Rebs	2, 2x, last vs. Arizona State, 3/19/17
Blks	1, 2x, last vs. Arizona State, 3/19/17
Stls	2 vs. Arizona State, 3/19/17
Min	25 vs. UNC Asheville, 3/17/17

### #21 HERBERT HARRIGAN, M.

Opponent	Date	gs	min	Total		3-Pointers		Free throws		Rebounds				pf	a	t/o	blk	stl	pts	avg
				fg-fga	pct	3fg-fga	pct	ft-fa	pct	off	def	tot	avg							
at #7/6 Ohio State	11/14/16	22	2-2	1.000	0-0	.000	0-1	.000	2	3	5	5.0	4	0	5	1	1	4	4.0	
HAMPTON	11/20/16	17	4-9	.444	0-0	.000	0-0	.000	4	3	7	6.0	0	2	0	2	1	8	6.0	
MAINE	11/21/16	24	5-8	.625	0-0	.000	3-5	.600	2	6	8	6.7	1	2	0	0	0	13	8.3	
SAINT PETER'S	11/22/16	25	4-11	.364	0-2	.000	1-2	.500	2	2	4	6.0	0	0	2	2	2	9	8.5	
vs #4/4 Louisville	11/27/16	17	3-5	.600	0-0	.000	5-5	1.000	0	2	2	5.2	1	1	0	1	1	11	9.0	
at #14/15 Texas	12/01/16	18	1-4	.250	0-0	.000	0-1	.000	1	3	4	5.0	1	2	0	0	0	2	7.8	
at Duke	12/04/16	8	0-0	.000	0-0	.000	0-0	.000	0	3	3	4.7	0	1	0	0	0	0	6.7	
MINNESOTA	12/11/16	17	1-4	.250	0-0	.000	3-4	.750	2	1	3	4.5	5	2	1	0	1	5	6.5	
CLEMSON	12/15/16	15	2-4	.500	0-0	.000	4-4	1.000	1	4	5	4.6	2	0	2	2	0	8	6.7	
#9/9 UCLA	12/18/16	23	1-3	.333	0-0	.000	0-0	.000	2	5	7	4.8	2	0	2	3	1	2	6.2	
at Savannah State	12/21/16	22	1-5	.200	0-0	.000	1-2	.500	3	3	6	4.9	0	0	3	3	0	3	5.9	
ALABAMA	01/01/17	20	2-6	.333	0-0	.000	0-0	.000	2	3	5	4.9	2	1	2	4	1	4	5.8	
at Auburn	01/05/17	15	1-2	.500	0-0	.000	0-0	.000	1	3	4	4.8	5	0	1	2	0	2	5.5	
at Florida	01/08/17	16	3-7	.429	0-0	.000	1-2	.500	1	2	3	4.7	1	0	1	0	0	7	5.6	
GEORGIA	01/12/17 *	25	0-4	.000	0-0	.000	0-0	.000	1	1	2	4.5	0	0	3	0	0	0	5.2	
at LSU	01/15/17	10	1-3	.333	0-0	.000	0-0	.000	0	2	2	4.4	1	0	0	0	0	2	5.0	
OLE MISS	01/19/17	14	1-7	.143	0-0	.000	0-0	.000	2	1	3	4.3	1	0	0	2	0	2	4.8	
#4/4 MISSISSIPPI ST.	01/23/17	1	0-0	.000	0-0	.000	0-0	.000	0	0	0	4.1	0	0	0	0	0	0	4.6	
at Georgia	01/26/17	3	0-0	.000	0-0	.000	0-0	.000	0	0	0	3.8	1	0	1	0	0	0	4.3	
TENNESSEE	01/30/17	5	0-0	.000	0-0	.000	0-0	.000	0	1	1	3.7	1	0	0	0	0	0	4.1	
at #25/- Kentucky	02/02/17	12	2-5	.400	0-1	.000	0-0	.000	0	2	2	3.6	2	0	1	1	0	4	4.1	
at Arkansas	02/05/17	17	3-4	.750	0-0	.000	0-1	.000	2	4	6	3.7	2	0	3	2	1	6	4.2	
AUBURN	02/09/17	16	1-1	1.000	0-0	.000	0-0	.000	0	2	2	3.7	3	0	5	2	0	2	4.1	
at #1/1 UConn	02/13/17	13	0-3	.000	0-0	.000	0-0	.000	2	1	3	3.6	0	1	1	1	0	0	3.9	
VANDERBILT	02/16/17	19	5-5	1.000	0-0	.000	2-4	.500	0	1	1	3.5	3	0	0	2	0	12	4.2	
at Mizzou	02/19/17	10	2-2	1.000	1-1	1.000	0-1	.000	1	0	1	3.4	1	1	1	0	0	5	4.3	
at Texas A&M	02/23/17	19	5-11	.455	0-0	.000	3-3	1.000	0	1	1	3.3	3	1	0	1	1	13	4.6	
#22/- KENTUCKY	02/26/17	13	0-2	.000	0-0	.000	0-0	.000	0	3	3	3.3	4	1	0	1	0	0	4.4	
vs Georgia	03/03/17 *	30	1-3	.333	0-0	.000	3-4	.750	3	7	10	3.6	2	0	0	1	1	5	4.4	
vs #20/24 Kentucky	03/04/17 *	23	7-8	.875	0-0	.000	3-4	.750	2	1	3	3.5	2	2	0	2	0	17	4.9	
vs #6/7 Mississippi State	03/05/17	20	3-5	.600	0-0	.000	0-0	.000	1	1	2	3.5	1	0	2	0	0	6	4.9	
UNC ASHEVILLE	03/17/17	25	5-8	.625	0-0	.000	4-4	1.000	0	2	2	3.4	1	1	0	1	0	14	5.2	
ARIZONA STATE	03/19/17	16	1-1	1.000	0-0	.000	3-4	.750	0	2	2	3.4	3	0	1	1	2	5	5.2	
Totals		3	550	67-142	.472	1-4	.250	36-51	.706	37	75	112	3.4	55	18	37	37	13	171	5.2

Games played: 33  
Minutes/game: 16.7  
Points/game: 5.2  
FG Pct: 47.2  
3FG Pct: 25.0  
FT Pct: 70.6

Rebounds/game: 3.4  
Assists/game: 0.5  
Turnovers/game: 1.1  
Assist/turnover ratio: 0.5  
Steals/game: 0.4  
Blocks/game: 1.1

### Career NCAA Tournament Game-by-Game

Date	Opponent	GS	MIN	FG-A	3FG-A	FT-A	Reb	PF	A	TO	B	S	TP
3/17/17	UNC Asheville	25	5-8	0-0	4-4	2	1	1	0	1	0	14	
3/19/17	Arizona State	16	1-1	0-0	3-4	2	3	0	1	1	2	5	
Totals		41	6-9	0-0	7-8	4	4	1	1	2	0	19	
		20.5	.667	—	.875	2.0	0.5					9.5	

### Career Stats at South Carolina

Year	GP	GS	Min	Avg	FG	FGA	Pct	3FG	FGA	Pct	FT	FTA	Pct	Off	Def	Tot	Avg	PF	FO	A	TO	Blk	Stl	Pts	Avg
2016-17	33	3	550	16.7	67	142	.472	1	4	.250	36	51	.706	37	75	112	3.4	55	2	18	37	37	13	171	5.2



# VICTORIA PATRICK

# #0

**5-9 • Fr. • Guard • Orlando, Fla. • Edgewater**  
**Major: Biology**

### This Season's Highlights

- Played in 22 games this season, including 11 of 16 SEC games
- Matched her season high with 15 minutes in the opening round of the NCAA Tournament against UNC Asheville (Mar. 17)

### Prior to South Carolina

- Ranked as the No. 25 guard in the Class of 2016
- Helped team to 2014 state championship
- Earned First-Team All-Metro West and All-Area honors from the *Orlando Sentinel* in 2016
- Led team with 15.8 points per game as a senior, helping team to state semifinals

### Career Highs

**Pts** ..... 4, 2x, last at Savannah St., 12/21/16  
**Rebs** ..... 2, 4x, last vs. Vanderbilt, 2/16/17  
**3FGs** .. 1, 8x, last vs. UNC Asheville, 3/17/17  
**Stls** ..... 2 vs. Saint Peter's, 11/22/16  
**Min** ... 15, 3x, last vs. UNC Asheville, 3/17/17

### SEC Career Highs

**Pts** ..... 3, 3x, last at Arkansas, 2/5/17  
**Rebs** ..... 2, 2x, last vs. Vanderbilt, 2/16/17  
**3FGs** ..... 1, 2x, last at Arkansas, 2/5/17  
**Stls** ..... 1 vs. Alabama, 1/1/17  
**Min** ..... 11 at LSU, 1/15/17

### NCAA Career Highs

**Pts** ..... 3 vs. UNC Asheville, 3/17/17  
**Rebs** ..... 1 vs. UNC Asheville, 3/17/17  
**3FGs** ..... 1 vs. UNC Asheville, 3/17/17  
**Stls** .....  
**Min** ..... 15 vs. UNC Asheville, 3/17/17

### #00 PATRICK, Victoria

Opponent	Date	gs	min	Total		3-Pointers		Free throws		Rebounds				pf	a	t/o	blk	stl	pts	avg
				fg-fga	pct	3fg-fga	pct	ft-fa	pct	off	def	tot	avg							
at #7/6 Ohio State	11/14/16	1	0-0	.000	0-0	.000	0-0	.000	0	0	0	0	0	0	0	0	0	0	0	0.0
HAMPTON	11/20/16	11	1-5	.200	1-3	.333	1-2	.500	1	1	2	1.0	0	1	1	0	0	0	4	2.0
MAINE	11/21/16	10	1-3	.333	1-3	.333	0-0	.000	1	0	1	1.0	1	0	0	0	0	3	2.3	
SAINT PETER'S	11/22/16	15	1-4	.250	1-4	.250	0-0	.000	0	0	0	0.8	0	1	1	0	2	3	2.5	
vs #4/4 Louisville	11/27/16	3	0-0	.000	0-0	.000	0-0	.000	0	0	0	0.6	0	0	0	0	0	0	2.0	
MINNESOTA	12/11/16	7	1-1	1.000	1-1	1.000	0-0	.000	0	0	0	0.5	0	0	0	1	0	3	2.2	
CLEMSON	12/15/16	4	0-1	.000	0-0	.000	0-0	.000	0	0	0	0.4	1	0	0	0	0	0	1.9	
at Savannah State	12/21/16	15	1-4	.250	1-4	.250	1-3	.333	0	2	2	0.6	0	2	1	0	0	4	2.1	
ALABAMA	01/01/17	10	1-2	.500	0-1	.000	1-2	.500	0	2	2	0.8	1	0	0	0	1	3	2.2	
at Auburn	01/05/17	4	1-2	.500	1-2	.500	0-0	.000	0	0	0	0.7	0	0	0	0	0	3	2.3	
at Florida	01/08/17	1	0-0	.000	0-0	.000	0-0	.000	0	0	0	0.6	0	0	0	0	0	2.1		
GEORGIA	01/12/17	4	0-0	.000	0-0	.000	0-0	.000	0	0	0	0.6	0	0	0	1	0	0	1.9	
at LSU	01/15/17	11	0-1	.000	0-0	.000	0-0	.000	0	0	0	0.5	1	0	0	0	0	1.8		
OLE MISS	01/19/17	2	0-1	.000	0-1	.000	0-0	.000	0	1	1	0.6	0	0	0	0	0	0	1.6	
at #25/ Kentucky	02/02/17	2	0-1	.000	0-1	.000	0-0	.000	0	0	0	0.5	0	0	0	0	0	0	1.5	
at Arkansas	02/05/17	5	1-1	1.000	1-1	1.000	0-0	.000	0	0	0	0.5	0	0	0	0	0	3	1.6	
AUBURN	02/09/17	6	0-0	.000	0-0	.000	0-0	.000	0	0	0	0.5	0	0	0	0	0	0	1.5	
VANDERBILT	02/16/17	6	0-2	.000	0-1	.000	0-2	.000	1	1	2	0.6	3	0	0	0	0	0	1.4	
at Texas A&M	02/23/17	2	0-0	.000	0-0	.000	0-0	.000	0	0	0	0.5	0	0	0	0	0	0	1.4	
vs Georgia	03/03/17	6	0-0	.000	0-0	.000	0-0	.000	0	0	0	0.5	0	0	1	0	0	0	1.3	
vs #20/24 Kentucky	03/04/17	0	0-0	.000	0-0	.000	0-0	.000	0	0	0	0.5	0	0	0	0	0	0	1.2	
UNC ASHEVILLE	03/17/17	15	1-6	.167	1-5	.200	0-0	.000	0	1	1	0.5	1	0	0	0	0	3	1.3	
Totals		0	140	9-34	.265	8-27	.296	3-9	.333	3	8	11	0.5	8	4	4	2	3	29	1.3

Games played: 22  
 Minutes/game: 6.4  
 Points/game: 1.3  
 FG Pct: 26.5  
 3FG Pct: 29.6  
 FT Pct: 33.3

Rebounds/game: 0.5  
 Assists/game: 0.2  
 Turnovers/game: 0.2  
 Assist/turnover ratio: 1.0  
 Steals/game: 0.1  
 Blocks/game: 0.1

### Career NCAA Tournament Game-by-Game

Date	Opponent	GS	MIN	FG-A	3FG-A	FT-A	Reb	PF	A	TO	B	S	TP
3/17/17	UNC Asheville	15	1-6	1-5	0-0	1	1	0	0	0	0	0	3
3/19/17	Arizona State	— DNP —											
<b>Totals</b>		<b>0</b>	<b>15</b>	<b>1-6</b>	<b>1-5</b>	<b>0-0</b>	<b>1</b>	<b>1</b>	<b>0</b>	<b>0</b>	<b>0</b>	<b>0</b>	<b>3</b>
			<b>15.0</b>	<b>.167</b>	<b>.200</b>	<b>—</b>	<b>1.0</b>	<b>0.0</b>					<b>3.0</b>

### Career Stats at South Carolina

Year	GP	GS	Min	Avg	FG	FGA	Pct	3FG	FGA	Pct	FT	FTA	Pct	Off	Def	Tot	Avg	PF	FO	A	TO	Blk	Stl	Pts	Avg
2016-17	22	0	140	6.4	9	34	.265	8	27	.296	3	9	.333	3	8	11	0.5	8	0	4	4	2	3	29	1.3



# A'JA WILSON

# #22

**6-5 • Jr. • Forward • Hopkins, S.C. • Heathwood Hall**  
**Major: Advertising**

### Career Highlights

All-America First Team (espnW)  
 Three-time All-SEC First Team (2015, 2016, 2017)  
 Two-time SEC Player of the Year (2016, 2017)  
 Two-time SEC All-Defensive Team (2016, 2017)  
 Wooden Award Late Season Top 20 (2017)  
 Naismith Trophy Finalist (2017)  
 USBWA Drysdale Midseason and Wade Watch Lists  
 2017 SEC Tournament MVP  
 Rated No. 1 player in the nation by espnW  
 2016 Naismith, Wooden and Wade Trophy Finalist

2016 All-America First Team (AP, WBCA, USBWA, ESPN, Wooden Award)  
 2016 SEC Defensive Player of the Year (Coaches)  
 2015 USA Basketball Female Athlete of the Year  
 2015 All-America (Third Team, AP; Hon. Men, WBCA)  
 2015 SEC Freshman of the Year (Coaches, AP)  
 2015 SEC All-Freshman Team  
 2014 Nat'l HS Player of the Year (WBCA, Naismith, Parade)  
 2014 McDonald's and Parade (HS) All-America

### Miscellaneous

	Season	Career
<b>Double-Double</b>	9	28
<b>30+ Points</b>	1	1
<b>20+ Points</b>	12	24
<b>10+ Points</b>	28	85
<b>10+ Rebounds</b>	9	29
<b>5+ Blocks</b>	3	10
<b>Tm-High Points</b>	19	49
<b>Tm-High Rebs.</b>	12	35
<b>Tm-High Assists</b>	3	4

### This Season's Highlights

- Selected to be a team captain
- Ranks 17th in the nation in field goal percentage and 22nd in blocks, ranking third and first in the SEC, respectively
- Among league top 10 in scoring (2nd) and rebounding (9th) ... in conference play, was second in blocked shots (2.2) and ranked in the top 10 in scoring (4th, 18.2) and rebounding (7th, 8.5)
- Shot 91.7 percent from the free throw line (11-of-12) and averaged a team-best 19.5 points per contest over the first two rounds of the NCAA Tournament
- Averaged 21.3 points on 63.2 percent shooting (48-of-76) to go with 9.7 rebounds per game from Feb. 19 - March 5 to help secure Carolina's fourth-straight SEC regular-season title and third-straight league tournament championship
- Delivered the game-winning bucket in the NCAA Tournament second-round against Arizona State (Mar. 19) after following her own shot to put Carolina up 69-68 with 48 seconds to play ... knocked in two free throws with 15 seconds left to stretch the lead to 71-68 and finish 7-of-7 from the charity stripe ... posted a double-double with an NCAA Tournament career-best 21 points
- Tallied 12-first half points in the opening round of the NCAA Tournament against UNC Asheville (Mar. 17), including six during Carolina's 12-0 run to close the second quarter
- Capped off a dominant showing at the SEC Tournament with seven points, eight rebounds and two blocks in the fourth quarter to rally the Gamecocks in the title game against #6/7 Mississippi State (Mar. 5) ... finished with 15 points and added four blocks, all coming in the second half
- Scored consistently against #20/24 Kentucky in the SEC Tournament semifinals (Mar. 4) to finish with a game-high 26 points ... totaled 12 first-quarter points and went 8-of-11 from the line, with each free throw attempt coming in the second half
- Propelled the Gamecocks on both ends of the floor in the SEC Tournament quarterfinals against Georgia (March 3) with game highs in blocks (7) and points (18) ... scored 12 of her 18 points in the first half, and her seven blocks were the most by a Gamecock in the SEC Tournament
- Thrived in the paint against #22/- Kentucky (Feb. 26) to notch her second-straight double-double after finishing with team highs in points (25) and boards (10) ... went 4-of-4 in the final period to deny a Kentucky comeback
- Set the tone early at Texas A&M (Feb. 23) that team would control the paint even without the injured Alaina Coates, posting a double-double (12 pts/10 rebs) in the opening 20 minutes ... finished with a season-high 15 boards
- Scored Carolina's final nine points at Missouri (Feb. 19) to keep Gamecocks in it down the stretch ... finished with a team-high 23 points on 9-of-11 (.818) shooting

### Career Highs

**Pts** ..... 31 at Texas, 12/1/16  
**Rebs**..... 19 at Kentucky, 3/1/15  
**Blks** ..... 8, 2x, last vs. Texas A&M, 1/17/16  
**Stls**..... 5 vs. Vanderbilt, 2/16/17  
**Assts** ..... 5 vs. Louisville, 11/27/16  
**Min**..... 39 at Texas A&M, 1/31/16

### SEC Career Highs

**Pts** ..... 26, 2x, last vs. Miss. State, 1/23/17  
**Rebs**..... 19 at Kentucky, 3/1/15  
**Blks** ..... 8, 2x, last vs. Texas A&M, 1/17/16  
**Stls**..... 5 vs. Vanderbilt, 2/16/17  
**Assts** ..... 3, 7x, last vs. Kentucky, 2/26/17  
**Min**..... 39 at Texas A&M, 1/31/16

### NCAA Career Highs

**Pts** ..... 21 vs. Arizona State, 3/19/17  
**Rebs**... 11, 2x, last vs. Arizona State, 3/19/17  
**Blks** ..... 4 vs. Notre Dame, 4/5/15  
**Stls**..... 4 vs. Syracuse, 3/25/16  
**Assts** ..... 3, 2x, last vs. Syracuse, 3/25/16  
**Min**..... 35 vs. Syracuse, 3/25/16

### Season Highs

**Pts** ..... 31 at Texas, 12/1  
**Rebs**..... 15 at Texas A&M, 2/23  
**Blks** ..... 7 vs. Georgia, 3/3  
**Stls**..... 5 vs. Vanderbilt, 2/16  
**Assts** ..... 5 vs. Louisville, 11/27  
**Min**..... 38, 4x, last vs. Kentucky, 2/26

### Career NCAA Tournament Game-by-Game

Date	Opponent	GS	MIN	FG-A	3FG-A	FT-A	Reb	PF	A	TO	B	S	TP
3/20/15	Savannah St.	20	7-9	0-0	1-3	9	2	3	1	0	0	0	15
3/22/15	Syracuse	13	3-5	0-0	7-9	4	2	1	0	1	0	0	13
3/27/15	#15/12 N. Carolina	29	1-2	0-0	2-2	2	3	0	2	2	0	0	4
3/29/15	#7/7 Florida St.	14	3-6	0-0	4-5	2	3	1	1	0	0	0	10
4/5/15	#2/2 Notre Dame	24	8-11	0-0	4-5	9	0	2	2	4	1	20	
3/18/16	Jacksonville *	26	6-16	0-0	3-7	11	1	1	1	3	0	15	
3/20/16	Kansas St. *	15	2-9	0-0	4-4	5	2	0	2	3	1	8	
3/25/16	#14/15 Syracuse *	35	6-10	0-0	3-4	10	4	3	4	3	4	15	
3/17/17	UNC Asheville *	26	7-11	0-0	4-5	5	1	1	0	1	1	18	
3/19/17	Arizona State *	33	7-14	0-0	7-7	11	4	0	2	2	0	21	
<b>Totals</b>		<b>4</b>	<b>235</b>	<b>50-93</b>	<b>0-0</b>	<b>39-51</b>	<b>68</b>	<b>22</b>	<b>12</b>	<b>15</b>	<b>19</b>	<b>7</b>	<b>139</b>
			<b>23.5</b>	<b>.538</b>	<b>—</b>	<b>.765</b>	<b>6.8</b>	<b>1.2</b>					<b>13.9</b>

- Paced Carolina's offense early at #1/1 UConn (Feb. 13), reaching double figures less than 11 minutes into the game ... protected the rim with three blocks to help hold Huskies to a season-low 66 points
- Scored nine of her game-high 17 points against Auburn (Feb. 9) in the third quarter and finished 8-of-11 from the field
- Netted 13 of her 19 points at Georgia (Jan. 26) in the second half ... converted a layup with 7:35 left to spark Carolina's game-changing 18-5 fourth-quarter run that turned a four-point lead into a 17-point cushion late in the contest
- Had her way inside early against #4/4 Mississippi State (Jan. 23) with 16 first-half points on 7-of-8 shooting ... in second half, knocked down a tough turnaround jumper to extend lead late before converting two free throws to again push the advantage to three with two seconds to play

### Career Stats at South Carolina

Year	GP	GS	Min	Avg	FG	FGA	Pct	3FG	FGA	Pct	FT	FTA	Pct	Off	Def	Tot	Avg	PF	FO	A	TO	Blk	Stl	Pts	Avg
2014-15	37	1	734	19.8	177	329	.538	1	3	.333	131	198	.662	78	165	243	6.6	72	1	37	62	65	32	486	13.1
2015-16	33	32	895	27.1	205	386	.531	0	0	—	120	166	.723	88	199	287	8.7	78	1	47	74	103	27	530	16.1
2016-17	31	31	877	28.3	206	352	.585	0	1	.000	138	188	.734	79	158	237	7.7	68	1	44	58	77	36	550	17.7
<b>Career</b>	<b>101</b>	<b>64</b>	<b>2506</b>	<b>24.8</b>	<b>588</b>	<b>1067</b>	<b>.551</b>	<b>1</b>	<b>4</b>	<b>.250</b>	<b>389</b>	<b>552</b>	<b>.705</b>	<b>245</b>	<b>522</b>	<b>767</b>	<b>7.6</b>	<b>218</b>	<b>3</b>	<b>128</b>	<b>194</b>	<b>245</b>	<b>95</b>	<b>1566</b>	<b>15.5</b>



- Dominated second quarter at Florida (Jan. 8) with eight points and six boards during 17-0 run that delivered the win
- Grabbed 11 of her 13 rebounds against #9/9 UCLA (Dec. 18) in the second half with eight of those coming in the fourth quarter to keep the Bruins at bay
- Dominant performance at #14/15 Texas (Dec. 1), delivering on both ends of the court with a career-high 31 points with nine in the fourth quarter, including two crucial putbacks that stifled any chance of a Longhorn comeback
- Scored 11 of her team-high 17 points against #4/4 Louisville (Nov. 27) in first half to help build eight-point halftime lead ... also handed out career-best five assists
- Added two blocked shots to her 14 points against Saint Peter's (Nov. 22) to break the school record for career blocked shots

### Career Highlights

- Finalist for all three national player of the year awards, consensus first-team All-American in 2015-16 – only returning Naismith Trophy finalist this season
- Eighth player ever to win back-to-back SEC Player of the Year honors (2016, 2017)
- Second player in league history to earn SEC Player of the Year and SEC Defensive Player of the Year in the same season (2016)
- Set school record for blocked shots in a season with 103 in 2015-16, ranking 12th in the nation
- Holds school blocked shots records for career (245), an SEC career (116) and in an SEC game (8, two times)
- Second player in program history to reach 1,000 career points as a sophomore

### #22 WILSON, A'ja

Opponent	Date	gs	min	Total		3-Pointers		Free throws		Rebounds					pts	avg					
				fg-fga	pct	3fg-fga	pct	ft-fa	pct	off	def	tot	avg	pf			a	t/o	blk	stl	
at #7/6 Ohio State	11/14/16	*	16	1-3	.333	0-0	.000	3-6	.500	0	3	3	3.0	5	0	3	3	0	5	5.0	
HAMPTON	11/20/16	*	22	3-8	.375	0-0	.000	14-14	1.000	2	5	7	5.0	4	2	3	2	1	20	12.5	
MAINE	11/21/16	*	19	7-8	.875	0-0	.000	0-2	.000	1	2	3	4.3	2	2	0	4	0	14	13.0	
SAINT PETER'S	11/22/16	*	21	5-9	.556	0-0	.000	4-7	.571	2	3	5	4.5	1	4	1	2	3	14	13.3	
vs #4/4 Louisville	11/27/16	*	28	6-12	.500	0-0	.000	5-6	.833	2	3	5	4.6	2	5	5	2	1	17	14.0	
at #14/15 Texas	12/01/16	*	38	12-18	.667	0-0	.000	7-11	.636	5	7	12	5.8	3	0	4	4	3	31	16.8	
at Duke	12/04/16	*	35	7-14	.500	0-0	.000	4-6	.667	3	3	6	5.9	3	0	4	1	0	18	17.0	
MINNESOTA	12/11/16	*	21	5-10	.500	0-0	.000	0-0	.000	1	5	6	5.9	2	2	0	2	2	10	16.1	
CLEMSON	12/15/16	*	31	9-17	.529	0-0	.000	2-4	.500	4	6	10	6.3	2	4	1	2	0	20	16.6	
#9/9 UCLA	12/18/16	*	26	5-14	.357	0-0	.000	3-4	.750	5	8	13	7.0	2	0	3	1	0	13	16.2	
at Savannah State	12/21/16	*	23	8-10	.800	0-0	.000	2-4	.500	1	2	3	6.6	0	1	1	1	1	18	16.4	
ALABAMA	01/01/17	*	24	9-13	.692	0-0	.000	5-6	.833	3	6	9	6.8	2	2	3	2	2	23	16.9	
at Auburn	01/05/17	*	29	4-7	.571	0-1	.000	2-2	1.000	4	7	11	7.2	3	1	2	2	1	10	16.4	
at Florida	01/08/17	*	29	8-14	.571	0-0	.000	7-10	.700	5	8	13	7.6	4	2	2	3	1	23	16.9	
OLE MISS	01/19/17	*	15	3-5	.600	0-0	.000	0-2	.000	2	4	7	7.3	1	0	2	0	1	6	16.1	
#4/4 MISSISSIPPI ST.	01/23/17	*	38	10-13	.769	0-0	.000	6-8	.750	2	7	9	7.4	2	2	4	3	2	26	16.8	
at Georgia	01/26/17	*	35	5-13	.385	0-0	.000	9-14	.643	4	7	11	7.6	1	3	2	2	0	19	16.9	
TENNESSEE	01/30/17	*	22	7-10	.700	0-0	.000	0-0	.000	1	3	4	7.4	4	1	2	2	0	14	16.7	
at #25/- Kentucky	02/02/17	*	33	8-14	.571	0-0	.000	4-5	.800	4	5	9	7.5	2	3	3	5	0	20	16.9	
at Arkansas	02/05/17	*	23	5-9	.556	0-0	.000	8-9	.889	1	0	1	7.2	3	0	2	1	0	18	17.0	
AUBURN	02/09/17	*	29	8-11	.727	0-0	.000	1-2	.500	4	2	6	7.1	1	1	1	2	0	17	17.0	
at #1/1 UConn	02/13/17	*	34	5-12	.417	0-0	.000	7-8	.875	1	4	5	7.0	3	1	1	3	1	17	17.0	
VANDERBILT	02/16/17	*	24	4-7	.571	0-0	.000	2-2	1.000	2	6	8	7.1	1	1	0	1	5	10	16.7	
at Mizzou	02/19/17	*	38	9-11	.818	0-0	.000	5-8	.625	5	4	9	7.2	1	0	2	3	2	23	16.9	
at Texas A&M	02/23/17	*	36	9-15	.600	0-0	.000	3-4	.750	4	11	15	7.5	2	2	0	3	3	21	17.1	
#22/- KENTUCKY	02/26/17	*	38	10-14	.714	0-0	.000	5-7	.714	0	10	10	7.6	0	3	2	2	1	25	17.4	
vs Georgia	03/03/17	*	21	6-9	.667	0-0	.000	6-9	.667	2	5	7	7.6	1	0	0	7	1	18	17.4	
vs #20/24 Kentucky	03/04/17	*	33	9-15	.600	0-0	.000	8-11	.727	1	7	8	7.6	3	1	2	5	1	26	17.7	
vs #6/7 Mississippi State	03/05/17	*	37	5-12	.417	0-0	.000	5-5	1.000	2	7	9	7.6	3	0	1	4	3	15	17.6	
UNC ASHEVILLE	03/17/17	*	26	7-11	.636	0-0	.000	4-5	.800	2	3	5	7.5	1	1	0	1	1	18	17.6	
ARIZONA STATE	03/19/17	*	33	7-14	.500	0-0	.000	7-7	1.000	4	7	11	7.6	4	0	2	2	0	21	17.7	
Totals			31	877	206-352	.585	0-1	.000	138-188	.734	79	158	237	7.6	68	44	58	77	36	550	17.7

Games played: 31  
 Minutes/game: 28.3  
 Points/game: 17.7  
 FG Pct: 58.5  
 3FG Pct: 0.0  
 FT Pct: 73.4

Rebounds/game: 7.6  
 Assists/game: 1.4  
 Turnovers/game: 1.9  
 Assist/turnover ratio: 0.8  
 Steals/game: 1.2  
 Blocks/game: 2.5

## South Carolina's NCAA Tournament History Under Staley

### 2012 • No. 5 Seed in Fresno Region • Sweet 16 • Head Coach: Dawn Staley • Final record: 25-10 overall; 10-6 SEC

Date	Opponent	Result	Score	Site	SC Points	SC Rebs.	Opp. Points	Opp. Rebs.
3/17	vs. No. 12 E. Michigan	W	80-48	W. Lafayette, Ind.	12-Grant	7-Bruner	14-Redditt	12-Watkins
3/19	at No. 4 Purdue	W	72-61	W. Lafayette, Ind.	21-Grant	8-Welch	15-Houser	13-Ostarello
3/25	vs. No. 1 Stanford	L	60-76	Fresno, Calif.	18-Sutton	12-Welch	39-N. Ogwumike	10-Ogwumike, Ogwumike

### 2013 • No. 4 Seed in Norfolk Region • Second Round • Head Coach: Dawn Staley • Final record: 25-8 overall; 11-5 SEC

Date	Opponent	Result	Score	Site	SC Points	SC Rebs.	Opp. Points	Opp. Rebs.
3/23	vs. No. 13 S. Dakota State	W	74-52	Boulder, Colo.	15-Bruner, Walker	11-Bruner	15-Eide	4-Boever, Dietel, Lingle
3/25	vs. No. 12 Kansas	L	69-75	Boulder, Colo.	16-Bruner, Welch	12-Bruner	27-Engelman	12-Gardner

### 2014 • No. 1 Seed in Stanford Region • Sweet 16 • Head Coach: Dawn Staley • Final record: 29-5 overall; 14-2 SEC

Date	Opponent	Result	Score	Site	SC Points	SC Rebs.	Opp. Points	Opp. Rebs.
3/23	vs. No. 16 CSUN	W	73-58	Seattle, Wash.	24-Mitchell	16-Coates	26-Sharpe	6-Sharpe, Fong
3/25	vs. No. 9 Oregon State	W	78-69	Seattle, Wash.	21-Welch	11-Welch, Coates	21-Weisner	9-Gibson
3/30	vs. No. 4 North Carolina	L	58-65	Palo Alto, Calif.	22-Coates	11-Coates	19-DeShields	9-Mavunga

### 2015 • No. 1 Seed in Greensboro Region • Final Four • Head Coach: Dawn Staley • Final record: 34-3 overall; 15-1 SEC

Date	Opponent	Result	Score	Site	SC Points	SC Rebs.	Opp. Points	Opp. Rebs.
3/20	vs. No. 16 Savannah State	W	81-48	Columbia, S.C.	15-Wilson	9-Wilson	21-Kalu	8-Davis
3/22	vs. No. 8 Syracuse	W	97-68	Columbia, S.C.	14-Coates, Mitchell	10-Welch	23-Peterson	7-Briana Day
3/27	vs. No. 4 North Carolina	W	67-65	Greensboro, N.C.	18-Cotes, Mitchell	10-Coates	15-Coleman	13-Mavunga
3/29	vs. No. 2 Florida State	W	80-74	Greensboro, N.C.	21-Mitchell	6-Mitchell	13-Romero	7-Romero
4/5	vs. No. 1 Notre Dame	L	65-66	Tampa, Fla.	20-Wilson	9-Coates, Wilson	22-Loyd	8-Turner

### 2016 • No. 1 Seed in Sioux Falls Region • Sweet 16 • Head Coach: Dawn Staley • Final record: 33-2 overall; 16-0 SEC

Date	Opponent	Result	Score	Site	SC Points	SC Rebs.	Opp. Points	Opp. Rebs.
3/18	vs. No. 16 Jacksonville	W	77-41	Columbia, S.C.	22-Coates	11-Wilson	17-B. Brown	6-Mercer
3/20	vs. No. 9 Kansas State	W	73-47	Columbia, S.C.	20-Mitchell	10-Coates	21-Lewis	9-Lewis
3/25	vs. No. 4 Syracuse	L	72-80	Sioux Falls, S.D.	18-Coates	16-Coates	26-Peterson	13-Briana Day

### 2017 • No. 1 Seed in Stockton Region

Date	Opponent	Result	Score	Site	SC Points	SC Rebs.	Opp. Points	Opp. Rebs.
3/17	vs. No. 16 UNC Asheville	W	90-40	Columbia, S.C.	22-Gray	12-Gray	12-Webb	7-Scott, Weaver
3/20	vs. No. 8 Arizona State	W	71-68	Columbia, S.C.	21-Wilson	11-Wilson	20-Brunner	9-Brunner

Opponents listed with regional seed, not national ranking

## South Carolina's All-Time NCAA Tournament Game-by-Game Line Scores

Date	Team	Site	Result	1st	2nd	OT	Total	FG-A	Pct.	3FG-A	Pct.	FT-A	Pct.	REBOUNDS				Blk	Stl
														Off-Def-Tot	PF	A	TO		
3/14/82	South Carolina	H	W	34	45	-	79	33-57	.579	—	—	13-22	.591	50	21	20	25	8	7
	East Carolina			14	40	-	54	21-75	.280	—	—	12-22	.545	40	23	12	17	0	11
3/18/82	South Carolina	N	L	34	35	-	69	32-67	.478	—	—	5-9	.555	13-37-50	17	18	26	4	6
	Kentucky			38	35	-	73	33-74	.446	—	—	7-16	.438	13-22-35	14	17	12	0	12
3/12/86	South Carolina	H	L (OT)	35	31	11	77	32-70	.457	—	—	13-20	.650	48	18	22	16	3	9
	Middle Tennessee State			28	38	12	78	35-79	.443	—	—	8-17	.471	48	22	20	15	4	8
3/16/88	South Carolina	H	W	34	43	-	77	24-44	.545	1-3	.333	28-45	.622	13-31-44	17	18	22	7	10
	Alabama			22	41	-	63	26-72	.361	2-12	.167	9-21	.429	21-22-43	31	11	19	0	14
3/20/88	South Carolina	A	L	30	28	-	58	25-65	.385	0-4	.000	8-12	.667	21-24-45	19	7	24	2	7
	Texas			34	43	-	77	32-68	.471	0-0	—	13-24	.542	15-21-36	15	11	13	3	13
3/15/89	South Carolina	H	L	49	24	-	73	28-58	.483	3-9	.333	14-17	.824	12-17-29	16	21	16	4	8
	Tennessee Tech			38	39	-	77	34-67	.504	1-3	.333	8-13	.615	16-24-40	15	15	21	1	9
3/14/90	South Carolina	H	W	42	51	-	93	36-60	.600	4-7	.571	17-23	.739	8-35-43	16	23	20	3	13
	Bowling Green			22	28	-	50	19-65	.292	0-7	.000	12-16	.750	11-22-33	16	12	25	0	10
3/17/90	South Carolina	A	W	38	38	-	76	32-67	.478	5-5	1.000	7-12	.583	13-26-39	15	7	13	0	5
	Northwestern			32	35	-	67	28-60	.467	0-2	.000	11-14	.786	9-25-34	17	15	11	0	6
3/22/90	South Carolina	N	L	26	35	-	61	25-66	.378	1-6	.167	10-16	.625	18-16-34	13	8	21	0	10
	Washington			29	44	-	73	32-59	.542	1-3	.333	8-10	.800	11-27-38	17	9	17	3	9
3/13/91	South Carolina	A	L	31	33	-	64	26-64	.406	4-18	.222	8-13	.615	15-25-40	20	13	14	1	4
	Vanderbilt			25	48	-	73	26-62	.419	3-14	.214	18-23	.783	13-29-42	12	16	10	5	6
3/16/02	South Carolina	H	W	41	28	-	69	26-64	.406	4-16	.250	13-23	.565	19-28-47	16	22	19	3	10
	Liberty			29	32	-	61	24-64	.375	2-11	.182	11-15	.733	16-28-44	19	10	19	3	7
3/18/02	South Carolina	H	W	27	48	-	75	29-66	.439	4-12	.333	13-17	.765	14-30-44	13	19	12	5	9
	Cincinnati			24	32	-	56	20-62	.323	8-19	.421	8-9	.889	13-26-39	13	9	18	2	3
3/23/02	South Carolina	N	W	39	40	-	79	31-66	.470	7-15	.467	10-15	.667	20-17-37	14	20	12	1	16
	Drake			23	42	-	65	24-50	.480	6-18	.333	11-14	.786	11-18-29	11	15	21	3	6
3/25/02	South Carolina	N	L	22	46	-	68	30-68	.441	4-10	.400	4-6	.667	11-25-36	20	13	16	1	12
	Duke			35	42	-	77	28-58	.483	3-10	.300	18-24	.750	9-26-35	9	19	14	9	7
3/23/03	South Carolina	N	W	35	33	-	68	24-61	.393	6-28	.214	14-18	.778	18-29-47	17	15	20	3	7
	Chattanooga			32	22	-	54	21-60	.350	4-20	.200	8-13	.615	11-20-31	15	16	17	0	12
3/25/03	South Carolina	A	L	23	44	-	67	23-57	.404	6-18	.333	15-20	.750	13-28-41	19	15	22	3	8
	Penn State			37	40	-	77	30-60	.500	7-18	.389	10-16	.625	7-23-30	19	21	13	2	14
3/17/12	South Carolina	N	W	39	41	-	80	32-60	.533	5-19	.263	11-14	.786	11-27-38	18	22	17	11	11
	Eastern Michigan			23	25	-	48	16-60	.267	0-3	.000	16-22	.727	16-20-36	12	10	17	3	6
3/19/12	South Carolina	A	W	33	39	-	72	28-57	.491	6-16	.375	10-20	.500	10-20-30	15	11	12	2	11
	Purdue			26	35	-	61	22-56	.393	4-10	.400	13-17	.765	16-24-40	21	16	20	5	6
3/24/12	South Carolina	N	L	30	30	-	60	25-68	.368	4-12	.333	6-10	.600	18-20-38	19	10	11	3	7
	Stanford			36	40	-	76	28-53	.528	1-1	1.000	19-25	.760	9-27-36	11	15	11	9	5
3/23/13	South Carolina	N	W	44	30	-	74	25-52	.481	4-11	.364	20-26	.769	8-32-40	13	13	15	5	10
	South Dakota State			26	26	-	52	17-52	.327	3-14	.214	15-18	.833	5-23-28	21	6	16	2	10
3/25/13	South Carolina	N	L	41	28	-	69	27-72	.375	2-8	.250	13-22	.591	26-21-47	15	9	13	4	9
	Kansas			42	33	-	75	29-63	.460	5-10	.500	12-18	.667	17-26-43	17	14	15	6	7
3/23/14	South Carolina	N	W	36	37	-	73	22-50	.440	2-9	.222	27-43	.643	15-37-52	16	17	11	8	1
	Cal St. Northridge			26	32	-	58	21-68	.309	5-15	.333	11-15	.733	13-23-36	28	8	5	4	3
3/25/14	South Carolina	N	W	34	44	-	78	20-54	.370	4-6	.667	34-43	.791	16-29-45	18	10	9	2	6
	Oregon State			25	44	-	69	25-65	.385	10-30	.333	9-18	.500	17-23-40	21	15	14	7	5
3/30/14	South Carolina	N	L	21	37	-	58	23-61	.377	4-12	.333	8-10	.800	13-22-35	19	12	13	5	5
	North Carolina			29	36	-	65	24-58	.414	4-14	.286	13-18	.722	11-24-35	15	11	12	4	7
3/20/15	South Carolina	H	W	43	38	-	81	34-53	.642	3-11	.273	10-15	.667	12-21-33	20	23	15	5	10
	Savannah State			30	18	-	48	17-51	.333	2-9	.222	12-19	.632	14-10-24	17	4	15	2	8
3/22/15	South Carolina	H	W	53	44	-	97	32-58	.552	8-19	.421	25-31	.806	9-31-40	19	20	12	4	5
	Syracuse			25	43	-	68	21-63	.333	8-26	.308	18-23	.783	13-22-35	24	8	13	4	3
3/22/15	South Carolina	N	W	29	38	-	67	20-46	.435	7-16	.438	20-28	.714	8-29-37	17	14	15	5	4
	North Carolina			25	40	-	65	23-62	.371	4-13	.308	15-20	.750	13-23-36	22	9	9	4	8
3/22/15	South Carolina	N	W	38	42	-	80	30-49	.612	2-5	.400	18-27	.667	7-21-28	18	14	12	5	6
	Syracuse			41	33	-	74	25-59	.424	8-16	.500	16-21	.762	16-17-33	26	13	12	1	4
4/5/15	South Carolina	N	L	28	37	-	65	28-65	.431	2-12	.167	7-16	.438	16-29-45	13	13	13	6	7
	Notre Dame			32	34	-	66	26-64	.406	2-5	.400	12-14	.857	10-27-37	17	16	10	6	7
3/18/16	South Carolina	H	W	32	45	-	77	29-64	.453	3-15	.200	16-24	.667	14-30-44	10	13	10	4	14
	Jacksonville			21	20	-	41	14-50	.280	4-12	.333	9-9	1.000	5-25-30	23	6	21	5	4
3/20/16	South Carolina	H	W	45	28	-	73	26-60	.433	6-22	.273	15-26	.577	18-29-47	15	11	11	6	9
	Kansas State			26	21	-	47	18-56	.321	2-14	.143	9-13	.692	12-20-32	19	9	16	2	7
3/25/16	South Carolina	N	L	43	29	-	72	28-63	.444	8-32	.250	8-14	.571	15-27-42	23	21	18	5	8
	Syracuse			33	47	-	80	29-76	.382	8-23	.348	14-21	.667	24-23-47	15	7	10	3	5
3/17/17	South Carolina	H	W	48	42	-	90	37-65	.569	4-18	.222	12-16	.750	17-28-45	15	20	5	3	10
	UNC Asheville			22	18	-	40	15-58	.259	5-15	.333	5-8	.625	13-13-26	14	6	14	1	2
3/19/17	South Carolina	H	W	33	38	-	71	22-50	.440	4-12	.333	23-28	.821	7-22-29	20	11	12	5	10
	Arizona State			39	29	-	68	24-59	.407	5-11	.333	15-20	.750	14-22-36	23	14	15	0	8

## South Carolina NCAA Tournament Records

<b>Team</b>			
<b>Most Points Scored</b>		<b>Free Throws Made</b>	
<b>Game:</b>	97 vs. Syracuse, 3/22/14	<b>Game:</b>	34 vs. Oregon State, 3/25/14
<b>Tourn.:</b>	390 in 2015 (5 games)	<b>Tourn.:</b>	80 in 2015 (5 games)
<b>Fewest Points Scored</b>		<b>Free Throw Attempts</b>	
<b>Game:</b>	58 vs. North Carolina, 3/30/14	<b>Game:</b>	45 vs. Alabama, 3/16/88
	58 at Texas, 3/20/88	<b>Tourn.:</b>	117 in 2015 (5 games)
<b>Tourn.:</b>	64 in 1991 (1 game)	<b>Free Throw Percentage</b>	
<b>Margin of Victory</b>		<b>Game (Min. 20 FTA):</b>	.821 (23-28) vs. Arizona State, 3/19/17
<b>Game:</b>	50 (90-40) vs. UNC Asheville, 3/17/17	<b>Tourn. (Min. 30 FTA):</b>	.842 (32-38) in 2003
<b>Margin of Defeat</b>		<b>Total Rebounds</b>	
<b>Game:</b>	19 (58-77) at Texas, 3/20/88	<b>Game:</b>	52 vs. Cal State Northridge, 3/23/14
<b>Field Goals Made</b>		<b>Tourn.:</b>	183 in 2015 (5 games)
<b>Game:</b>	37 vs. UNC Asheville, 3/17/17	<b>Offensive Rebounds (Since 1987-88)</b>	
<b>Tourn.:</b>	144 in 2015 (5 games)	<b>Game:</b>	26 vs. Kansas, 3/25/13
<b>Field Goal Attempts</b>		<b>Tourn.:</b>	64 in 2002 (4 games)
<b>Game:</b>	72 vs. Kansas, 3/25/13	<b>Defensive Rebounds (Since 1987-88)</b>	
<b>Tourn.:</b>	274 in 2015 (5 games)	<b>Game:</b>	37 vs. Cal State Northridge, 3/23/14
<b>Field Goal Percentage</b>			37 vs. Kentucky, 3/18/82
<b>Game:</b>	.642 (34-53) vs. Savannah State, 3/20/15	<b>Tourn.:</b>	131 in 2015 (5 games)
<b>Tourn.:</b>	.526 (144-274) in 2015 (5 games)	<b>Assists</b>	
<b>3-Point Field Goals Made (Since 1987-88)</b>		<b>Game:</b>	23 vs. Savannah State, 3/20/15
<b>Game:</b>	8 vs. Syracuse, 3/25/16		23 vs. Bowling Green, 3/14/90
	8 vs. Syracuse, 3/22/15	<b>Tourn.:</b>	84 in 2015 (5 games)
<b>Tourn.:</b>	22 in 2015 (5 games)	<b>Blocked Shots</b>	
<b>3-Point Field Goal Attempts (Since 1987-88)</b>		<b>Game:</b>	11 vs. Eastern Michigan, 3/17/12
<b>Game:</b>	32 vs. Syracuse, 3/25/16	<b>Tourn.:</b>	25 in 2015 (5 games)
<b>Tourn.:</b>	69 in 2016 (3 games)	<b>Steals</b>	
<b>3-Point Field Goal Percentage (Since 1987-88)</b>		<b>Game:</b>	16 vs. Drake, 3/23/02
<b>Game (Min. 10 3FGA):</b>	.467 (7-15) vs. Drake, 3/23/02	<b>Tourn.:</b>	47 in 2002 (4 games)
<b>Tourn. (Min. 20 3FGA):</b>	.370 (10-27) in 2014 (3 games)		

## Individual

### Points Scored

<b>Game:</b>	31 by Beth Hunt vs. Tennessee Tech, 3/15/89
<b>Tourn.:</b>	71 by Tiffany Mitchell in 2015 (5 games)
<b>Career:</b>	186 by Tiffany Mitchell, 2013-16 (13 games)

### Scoring Average

<b>Tourn. (Min. 2 games):</b>	23.0 by Sheila Foster in 1982 (2 games)
<b>Career (Min. 2 yrs./4 gms.):</b>	21.5 by Beth Hunt, 1989-90 (4 games)

### Field Goals Made

<b>Game:</b>	13 by Brantley Southers vs. East Carolina, 3/14/82
<b>Tourn.:</b>	26 by Tiffany Mitchell in 2015 (5 games)
<b>Career:</b>	61 by Alaina Coates, 2014-present (11 games)

### Field Goal Attempts

<b>Game:</b>	23 by Brantley Southers vs. Middle Tennessee State, 3/12/86
<b>Tourn.:</b>	68 by Shaunzinski Gortman in 2002 (4 games)
<b>Career:</b>	141 by Tiffany Mitchell, 2013-16 (13 games)

### Field Goal Percentage

<b>Game (Min. 10 FGA):</b>	.846 (11-13) by Allisha Gray vs. UNCA, 3/17/17
<b>Tourn. (Min. 15 FGA):</b>	.750 (21-28) by Alaina Coates in 2016 (3 gms)
<b>Career (Min. 30 FGA/2 yrs.):</b>	.606 (20-33) by Marsha Williams, 1990-91 (4 gms)

### 3-Point Field Goals Made (Since 1987-88)

<b>Game:</b>	5 by Karen Middleton at Northwestern, 3/17/90
<b>Tourn.:</b>	10 by Karen Middleton in 1990 (3 games)
<b>Career:</b>	17 by Tiffany Mitchell, 2013-16 (13 games)
	16 by Karen Middleton, 1988-91 (7 games)

### 3-Point Field Goal Attempts (Since 1987-88)

<b>Game:</b>	15 by Tina Roy vs. Syracuse, 3/25/16
<b>Tourn.:</b>	26 by Tina Roy in 2016 (3 games)
<b>Career:</b>	61 by Tina Roy, 2012-16 (14 games)

### 3-Point Field Goal Percentage (Since 1987-88)

<b>Game (Min. 5 3FGA):</b>	1.000 (5-5) by Karen Middleton at Northwestern, 3/17/90
<b>Tourn. (Min. 10 3FGA):</b>	.625 (10-16) by Karen Middleton in 1990 (3 games)
<b>Career (Min. 20 3FGA/2 yrs.):</b>	.407 (11-27) by Kelly Morrone, 2002-03 (6 games)



**Free Throws Made**

<b>Game:</b>	13 by Tiffany Mitchell vs. CSU Northridge, 3/23/14
<b>Tourn.:</b>	23 by Tiffany Mitchell in 2014 (3 games)
<b>Career:</b>	47 by Tiffany Mitchell, 2013-16 (13 games)

**Free Throw Attempts**

<b>Game:</b>	17 by Tiffany Mitchell vs. CSU Northridge, 3/23/14
<b>Tourn.:</b>	28 by Alaina Coates in 2015 (5 games) 28 by Tiffany Mitchell in 2014 (3 games)
<b>Career:</b>	74 by Alaina Coates, 2014-present (11 games)

**Free Throw Percentage**

<b>Game</b> (Min. 10 FTA):	1.000 (10-10) by Alaina Coates vs. North Carolina, 3/27/15
<b>Tourn.</b> (Min. 15 FTA):	.824 (14-17) by Tiffany Mitchell in 2015 (5 games)
<b>Career</b> (Min. 20 FTA/2 yrs.):	.700 (14-20) by Schonna Banner, 1988-90 (6 games)

**Total Rebounds**

<b>Game:</b>	19 by Sheila Foster vs. Kentucky, 3/18/82 19 by Sheila Foster vs. East Carolina, 3/14/82 19 by Brantley Southers vs. East Carolina, 3/14/82
<b>Tourn.:</b>	38 by Alaina Coates in 2014 (3 games) 38 by Sheila Foster in 1982 (2 games)
<b>Career:</b>	107 by Alaina Coates, 2014-present (11 games)

**Rebounding Average**

<b>Tourn.</b> (Min. 2 games):	19.0 by Sheila Foster in 1982 (2 games)
<b>Career</b> (Min. 2 yrs./4 gms.):	10.5 by Beth Hunt, 1989-90 (4 games)

**Offensive Rebounds** (Since 1987-88)

<b>Game:</b>	9 by Aleighsa Welch vs. Notre Dame, 4/5/15
<b>Tourn.:</b>	19 by Jocelyn Penn in 2002 (4 games)
<b>Career:</b>	50 by Aleighsa Welch, 2012-15 (13 games)

**Defensive Rebounds** (Since 1987-88)

<b>Game:</b>	15 by Sheila Foster vs. Kentucky, 3/18/82
<b>Tourn.:</b>	27 by Alaina Coates in 2014 (3 games)
<b>Career:</b>	73 by Alaina Coates, 2014-present (11 games)

**Assists**

<b>Game:</b>	9 by Martha Parker vs. Tennessee Tech, 3/15/89
<b>Tourn.:</b>	21 by Tiffany Mitchell in 2015 (5 games) 21 by Cristina Ciocan in 2002 (4 games)
<b>Career:</b>	40 by Tiffany Mitchell, 2013-16 (13 games)

**Blocked Shots**

<b>Game:</b>	5 by Elem Ibiam vs. Eastern Michigan, 3/17/12
<b>Tourn.:</b>	9 by A'ja Wilson in 2016 (3 games) 9 by Alaina Coates in 2014 (3 games)
<b>Career:</b>	21 by Alaina Coates, 2014-present (11 games)

**Steals**

<b>Game:</b>	6 by Jocelyn Penn vs. Drake, 3/23/02 6 by Monica Williams vs. Alabama, 3/16/88
<b>Tourn.:</b>	9 by Khadijah Sessions in 2015 (5 games) 9 by Jocelyn Penn in 2002 (4 games)
<b>Career:</b>	19 by Khadijah Sessions, 2013-16 (13 games)

**Opponent Records****Team**

<b>Most Points:</b>	80 by Syracuse, 3/25/16
<b>Fewest Points:</b>	40 vs. UNC Asheville, 3/17/17
<b>Field Goals Made:</b>	35 by Middle Tennessee State, 3/12/86
<b>Field Goal Attempts:</b>	79 by Middle Tennessee State, 3/12/86
<b>FG %age:</b>	.542 (32-59) by Washington, 3/22/90
<b>3-Pt. FGs Made:</b>	10 by Oregon State, 3/25/14
<b>3-Pt. FG Attempts:</b>	30 by Oregon State, 3/25/14
<b>3FG %age</b> (Min. 10 3FGA):	.500 (8-16) by Florida State, 3/29/15 .500 (5-10) by Kansas, 3/25/13
<b>Free Throws Made:</b>	19 by Stanford, 3/24/12
<b>Free Throw Attempts:</b>	25 by Stanford, 3/24/12
<b>FT %age</b> (Min. 20 FTA):	.783 (18-23) by Syracuse, 3/22/15 .783 (18-23) by Vanderbilt, 3/13/91
<b>Rebounds:</b>	48 by Middle Tennessee State, 3/13/82
<b>Assists:</b>	21 by Penn State, 3/25/03
<b>Blocks:</b>	9 by Stanford, 3/24/12 9 by Duke, 3/25/02
<b>Steals:</b>	14 by Penn State, 3/25/03 14 by Alabama, 3/16/88

**Individual**

<b>Points:</b>	29 by Valerie Still, Kentucky, 3/18/82
<b>Field Goals Made:</b>	12 by Valerie Still, Kentucky, 3/18/82 12 by Wendy Scholtens, Vanderbilt, 3/13/91
<b>Field Goal Attempts:</b>	24 by Jewell Loyd, Notre Dame, 4/5/15
<b>FG %age</b> (Min. 10 FGA):	.818 (9-11) by Carla Bennett, Drake, 3/23/02
<b>3-Pt. FGs Made:</b>	5 by Jamie Weisner, Oregon State, 3/25/14
<b>3-Pt. FG Attempts:</b>	12 by Sydney Wiese, Oregon State, 3/25/14
<b>3FG %age</b> (Min. 5 3FGA):	.600 (3-5) by Krista Gingrich, Duke, 3/25/02
<b>Free Throws Made:</b>	11 by Nnemkadi Ogumike, Stanford, 3/24/12
<b>Free Throw Attempts:</b>	12 by Nnemkadi Ogumike, Stanford, 3/24/12
<b>FT %age</b> (Min. 10 FTA):	.917 (11-12) by Nnemkadi Ogumike, Stanford, 3/24/12
<b>Rebounds:</b>	16 by Wendy Scholtens, Vanderbilt, 3/13/91
<b>Assists:</b>	8 by Angel Goodrich, Kansas, 3/25/13 8 Jess Strom, Penn State, 3/25/03
<b>Blocks:</b>	4 Christin Mercer, Jacksonville, 3/18/16 4 Camille Mahlknecht, Oregon State, 3/25/14 4 Michele Matyasovsky, Duke, 3/25/02
<b>Steals:</b>	5 by Tanisha Wright, Penn State, 3/25/03 5 by Alana Beard, Duke, 3/25/02 5 by Kim Webb, Middle Tennessee State, 3/12/86