



SOUTH CAROLINA MEN'S BASKETBALL



OPENING TIP

Date: Saturday, Feb. 22, 2014
Tipoff: 1:47 p.m. ET
Location: Columbia, S.C.
Arena: Colonial Life Arena (18,000)
Series: Georgia leads 53-48
Last Meeting: Georgia win, 97-76, on Jan. 22, 2014 in Athen, Ga. (Stegeman Coliseum)
Broadcast: SECTV
Talent: Joe Davis (pxp), Joe Dean Jr. (analyst)
Radio: Gamecock Radio Network/107.5 The Game in Columbia
Sirius: 136; **XM:** 200
Talent: Andy Demetra (pxp), Casey Manning (analyst)
Tickets: www.GamecocksOnline.com
Live Stats: www.GamecocksOnline.com

GAME 27



**SOUTH CAROLINA
 GAMECOCKS**
(10-15, 3-9 SEC)

- VS -

**GEORGIA
 BULLDOGS**
(14-11, 8-5 SEC)



Ranking: AP/Coaches (-/-)
Head Coach: Frank Martin
Record at SC: 23-34 (2nd)
Career Rec.: 140-88 (7th)
vs. UGA: 0-3
SID: Emily Feeney

Stat Leaders (per game):
Points: Williams (14.2)
Rebs: Carrera (5.2)
Assists: Thornwell (2.9)
Blocks: Carrera (1.1)
Steals: Thornwell (1.1)

Ranking: AP/Coaches (-/-)
Head Coach: Mark Fox
Record at UGA: 79-64 (5th)
Career Rec.: 202-117 (9th)
vs. SC: 8-1
SID: Tim Hix

Stat Leaders (per game):
Points: Mann (13.5)
Rebounds: Thornton (6.0)
Assists: Mann (2.9)
Blocks: Williams (1.4)
Steals: Mann (1.2)

2013-14 SCHEDULE

DATE	OPPONENT (TV)	TIME/RESULT
N. 3	USC Aiken (exhib.)	W, 84-72
N. 9	Longwood	W, 82-44
N. 12	at No. 23/25 Baylor \$ (ESPN)	L, 66-64
N. 17	at Clemson (ESPN3)	L, 71-57
N. 24	FIU (SPSO/FSCR)	W, 84-72
D. 6	at No. 9/11 Oklahoma State ! (ESPNU)	L, 79-52
D. 17	Manhattan	L, 86-68
D. 19	USC Upstate (SPSO/FSCR)	L, 74-68
D. 22	vs. Saint Mary's % (ESPNU)	W, 78-71
D. 23	Boise State % (ESPN2)	L, 80-54
D. 25	Akron % (ESPN2)	W, 69-59
D. 28	Akron (ESPNU)	W, 78-45
D. 30	Marshall (CSS)	W, 92-65
J. 3	SC State (SPSO/FSCR)	W, 82-75
J. 8	at No. 10/11 Florida* (CSS)	L, 74-58
J. 11	LSU* (SECTV)	L, 71-68
J. 15	at Texas A&M* (SECTV)	L, 75-67
J. 18	Ole Miss* (FSN)	L, 75-74
J. 22	at Georgia* (SECTV)	L, 97-76
J. 25	at (RV/RV) Missouri* (SECTV)	L, 82-74
J. 29	Texas A&M* (ESPN3)	W, 80-52
F. 1	at Ole Miss* (SECTV)	L, 75-71
F. 5	Auburn* (ESPN3)	L, 79-74
F. 8	at Tennessee* (ESPNU)	L, 72-53
F. 13	Vanderbilt*	W, 65-59
F. 15	Alabama* (SECTV)	W, 67-66
F. 19	at Arkansas* (CSS)	L, 71-64
F. 22	Georgia* (SECTV)	1:30 p.m.
F. 26	at Auburn* (FSN)	9 p.m.
M. 1	Kentucky* (ESPN2)	6 p.m.
M. 4	Florida* (ESPNU)	7 p.m.
M. 8	at Mississippi State* (SECTV)	4 p.m.
M.	at SEC Tournament (Atlanta, Ga.)	TBA

All home games in bold | All times listed Eastern
 * indicates SEC contest | + indicates exhibition | SPSO/FSCR - SportSouth/Fox Sports Carolinas | SECTV-SEC TV | CSS- CharterSports SE | FSN - Fox Sports | \$ - ESPN College Hoops Marathon (Waco, Texas) | ! - Big 12/SEC Challenge (Stillwater, Okla.) | % - Hawaiian Airlines Diamond Head Classic (Honolulu, HI.)

PROBABLE STARTERS

South Carolina	Ht.	Wt.	Yr.	Hometown	PPG	RPG	MPG
G - #0 Sindarius Thornwell	6-5	206	Fr.	Lancaster, S.C.	13.7	4.0	29.0
G - #1 Brenton Williams	5-11	172	Sr.	Kissimmee, Fla.	14.2	1.9	28.1
G - #10 Duane Notice	6-2	221	Fr.	Woodbridge, Ontario	7.7	2.8	24.6
F - #24 Michael Carrera	6-5	214	So.	Anzoategui, Venezuela	6.7	5.2	19.4
F - #25 Mindaugas Kacinas	6-7	210	So.	Klaipeda, Lithuania	5.1	4.8	22.6

Georgia	Ht.	Wt.	Yr.	Hometown	PPG	RPG	MPG
G - #4 Charles Mann	6-5	210	So.	Alpharetta, Ga.	13.5	3.8	30.2
G - #12 Kenny Gaines	6-3	195	So.	Atlanta, Ga.	12.1	2.5	27.7
G - #31 Brandon Morris	6-7	215	So.	Lithonia, Ga.	9.0	3.6	25.8
F - #2 Marcus Thornton	6-8	235	R-Jr.	Atlanta, Ga.	7.6	6.0	24.8
F - #15 Donte' Williams	6-9	215	Sr.	Ellenwood, Ga.	5.6	5.4	22.8

TODAY'S GAME

South Carolina hosts Georgia Saturday afternoon in the team's second matchup this season, with Georgia winning 97-76 in Athens, Ga., on Jan. 22, 2014. Saturday's contest will broadcast on SECTV.

SNOWSTORM WITH WHITEOUT CONDITIONS

The South Carolina men's basketball team is undefeated at 3-0 with snow on the ground in Columbia, so the athletics department has planned a "Snowstorm with Whiteout Conditions" for the Saturday contest against the Georgia. All fans are encouraged to wear white to the game.

CAROLINA QUICK HITS







- South Carolina is in its 106th season of basketball.
- The Gamecocks are led by Frank Martin in his second year. Matt Figger is the associate head coach, and Perry Clark and Lamont Evans are assistant coaches. Andy Assaley is in his second year as the director of operations for the Gamecocks.
- The Gamecocks are in their 23rd season of competition in the Southeastern Conference in 2014. Carolina owns a 135-231 (.369) all-time record in SEC play.
- Frank Martin owns a 56-56 (.500) all-time record in conference play.
- Despite overcoming an 11-point halftime deficit late in the second half, South Carolina was unable to claim a lead in the final 20 minutes as they fell 71-64 at Arkansas Wednesday night. The Gamecocks countered the the frenetic play with the hot-shooting of senior guard Brenton Williams who hit a career-high 11 field goals as he scored 29 points, going 6-of-13 from 3.
- For the first time since January of 2011, South Carolina won back-to-back conference games as the team topped Alabama 67-66. With the Crimson Tide battling back behind 25 second-half points from Trevor Releford to grab the lead, Gamecock guard Sindarius Thornwell led the charge, scoring or assisting on 15 of Carolina's final 17 points, including hitting two free throws to ice the game with five seconds left. The freshman led the Gamecocks with 22 points.
- For his efforts on the week, Thornwell was named Wayman Tisdale National Freshman of the Week and SEC Freshman of the Week after averaging 20.5 points, five rebounds and five assists in two games. It was his second Freshman of the Week honor from the conference this season, and first national honor.
- Despite being located in an area which sees little to no snowfall annually, South Carolina is 3-0 this season when there is snow on the ground in Columbia. (Jan. 29, Texas A&M; Feb. 13, Vanderbilt; Feb. 15, Alabama)





SOUTH CAROLINA GAMECOCKS

OVERALL: 10-16; SEC: 3-10; HOME: 8-5; AWAY: 0-10; NEUTRAL: 2-1

0		SINDARIUS THORNWELL - Fr. - G - 6-5 - 206 - Lancaster, S.C.	<table border="1"> <thead> <tr> <th>MIN</th> <th>PTS</th> <th>RBS</th> <th>AST</th> <th>FG%</th> <th>3FG%</th> <th>FT%</th> </tr> </thead> <tbody> <tr> <td>29.0</td> <td>13.7</td> <td>4.0</td> <td>2.9</td> <td>40.1</td> <td>35.1</td> <td>74.5</td> </tr> </tbody> </table>	MIN	PTS	RBS	AST	FG%	3FG%	FT%	29.0	13.7	4.0	2.9	40.1	35.1	74.5	<ul style="list-style-type: none"> • First-career double-double with teams highs 24 points, 11 rebounds vs. Ole Miss • Season high 26 pts. vs. Georgia • Leads SEC freshman in league games in scoring (17.3), assists (4.08) and steals (1.33) • Posted career highs in assists (9) and steals (4) vs. Auburn • Scored or assisted on 15 of final 17 points in 67-66 win vs. Alabama
MIN	PTS	RBS	AST	FG%	3FG%	FT%												
29.0	13.7	4.0	2.9	40.1	35.1	74.5												
1		BRENTON WILLIAMS - Sr. - G - 5-11 - 172 - Kissimmee, Fla.	<table border="1"> <thead> <tr> <th>MIN</th> <th>PTS</th> <th>RBS</th> <th>AST</th> <th>FG%</th> <th>3FG%</th> <th>FT%</th> </tr> </thead> <tbody> <tr> <td>28.1</td> <td>14.2</td> <td>1.9</td> <td>1.3</td> <td>43.8</td> <td>42.8</td> <td>96.3</td> </tr> </tbody> </table>	MIN	PTS	RBS	AST	FG%	3FG%	FT%	28.1	14.2	1.9	1.3	43.8	42.8	96.3	<ul style="list-style-type: none"> • Holds South Carolina record for consecutive free throws made with 50, missed first free throw since Feb. 28, 2013, vs. LSU on Jan. 11 • Season high 32 pts at Mizzou, career high 7 3s • Leads nation in free throw percentage at .963 (78-81) • Scored 29 points, hit 6 3s at Arkansas
MIN	PTS	RBS	AST	FG%	3FG%	FT%												
28.1	14.2	1.9	1.3	43.8	42.8	96.3												
4		TYRONE JOHNSON - Jr. - G - 6-3 - 194 - Plainfield, N.J.	<table border="1"> <thead> <tr> <th>MIN</th> <th>PTS</th> <th>RBS</th> <th>AST</th> <th>FG%</th> <th>3FG%</th> <th>FT%</th> </tr> </thead> <tbody> <tr> <td>26.9</td> <td>11.2</td> <td>2.9</td> <td>3.4</td> <td>39.1</td> <td>42.1</td> <td>75.3</td> </tr> </tbody> </table>	MIN	PTS	RBS	AST	FG%	3FG%	FT%	26.9	11.2	2.9	3.4	39.1	42.1	75.3	<ul style="list-style-type: none"> • 17 points in win vs. SC State, 5-of-7 from foul line/3-of-5 from line in final 5 min. • Scored 15 points vs. LSU off bench/6th game this season with 15+ points • Suffered right foot fracture at Texas A&M, which required surgery. Johnson is out indefinitely.
MIN	PTS	RBS	AST	FG%	3FG%	FT%												
26.9	11.2	2.9	3.4	39.1	42.1	75.3												
5		JAYLEN SHAW - Fr. - G - 6-0 - 182 - Hartsville, S.C.	<table border="1"> <thead> <tr> <th>MIN</th> <th>PTS</th> <th>RBS</th> <th>AST</th> <th>FG%</th> <th>3FG%</th> <th>FT%</th> </tr> </thead> <tbody> <tr> <td>10.3</td> <td>3.3</td> <td>0.6</td> <td>1.2</td> <td>42.0</td> <td>45.2</td> <td>87.0</td> </tr> </tbody> </table>	MIN	PTS	RBS	AST	FG%	3FG%	FT%	10.3	3.3	0.6	1.2	42.0	45.2	87.0	<ul style="list-style-type: none"> • Burst onto the scene, scoring 16 points off the bench, hitting 6-of-10 attempts overall and 4-of-7 from 3-point range in win vs. FIU; also five assists in 26 min. • 9 points and three assists in 24 minutes vs. Ole Miss • 12 points at Georgia/two steals
MIN	PTS	RBS	AST	FG%	3FG%	FT%												
10.3	3.3	0.6	1.2	42.0	45.2	87.0												
10		DUANE NOTICE - Fr. - G - 6-2 - 221 - Woodbridge, Ontario	<table border="1"> <thead> <tr> <th>MIN</th> <th>PTS</th> <th>RBS</th> <th>AST</th> <th>FG%</th> <th>3FG%</th> <th>FT%</th> </tr> </thead> <tbody> <tr> <td>24.6</td> <td>7.7</td> <td>2.8</td> <td>2.8</td> <td>41.9</td> <td>30.8</td> <td>67.9</td> </tr> </tbody> </table>	MIN	PTS	RBS	AST	FG%	3FG%	FT%	24.6	7.7	2.8	2.8	41.9	30.8	67.9	<ul style="list-style-type: none"> • Scored four points, with four assists and three rebounds vs. Ole Miss • Will assume the majority of point guard duties with the injury to Johnson • Set career high with 19 points vs. Texas A&M (Jan. 29) • Dished six assists in 67-66 win vs. Alabama
MIN	PTS	RBS	AST	FG%	3FG%	FT%												
24.6	7.7	2.8	2.8	41.9	30.8	67.9												
12		AUSTIN CONSTABLE - So. - G - 5-11 - 180 - West Chester, Pa.	<table border="1"> <thead> <tr> <th>MIN</th> <th>PTS</th> <th>RBS</th> <th>AST</th> <th>FG%</th> <th>3FG%</th> <th>FT%</th> </tr> </thead> <tbody> <tr> <td>2.0</td> <td>0.0</td> <td>0.0</td> <td>0.0</td> <td>0.0</td> <td>0.0</td> <td>0.0</td> </tr> </tbody> </table>	MIN	PTS	RBS	AST	FG%	3FG%	FT%	2.0	0.0	0.0	0.0	0.0	0.0	0.0	<ul style="list-style-type: none"> • Walk-on guard who saw limited action last season as a freshman • 1,000-point scorer during high school career at Henderson High School • Saw action late vs. Akron on Dec. 28, vs. Marshall on Dec. 30 and vs. Texas A&M on Jan 29
MIN	PTS	RBS	AST	FG%	3FG%	FT%												
2.0	0.0	0.0	0.0	0.0	0.0	0.0												
14		LAIMONAS CHATKEVICIUS - So. - F - 6-11 - 250 - Klaipeda, Lithuania	<table border="1"> <thead> <tr> <th>MIN</th> <th>PTS</th> <th>RBS</th> <th>BLK</th> <th>FG%</th> <th>3FG%</th> <th>FT%</th> </tr> </thead> <tbody> <tr> <td>11.9</td> <td>4.4</td> <td>3.6</td> <td>0.6</td> <td>61.0</td> <td>0.0</td> <td>52.4</td> </tr> </tbody> </table>	MIN	PTS	RBS	BLK	FG%	3FG%	FT%	11.9	4.4	3.6	0.6	61.0	0.0	52.4	<ul style="list-style-type: none"> • First start of the season vs. Ole Miss/12 points, two blocks • Collected team high six rebounds in 15 minutes at Georgia • Tied career high with 12 points vs. Texas A&M • Has pulled down six rebounds in three of last four games
MIN	PTS	RBS	BLK	FG%	3FG%	FT%												
11.9	4.4	3.6	0.6	61.0	0.0	52.4												
15		REGGIE THEUS JR. - Fr. - F - 6-6 - 210 - Los Angeles, Calif.	<table border="1"> <thead> <tr> <th>MIN</th> <th>PTS</th> <th>RBS</th> <th>AST</th> <th>FG%</th> <th>3FG%</th> <th>FT%</th> </tr> </thead> <tbody> <tr> <td>3.8</td> <td>0.7</td> <td>0.7</td> <td>0.1</td> <td>28.6</td> <td>0.0</td> <td>25.0</td> </tr> </tbody> </table>	MIN	PTS	RBS	AST	FG%	3FG%	FT%	3.8	0.7	0.7	0.1	28.6	0.0	25.0	<ul style="list-style-type: none"> • Son of Reggie Theus, current coach at Cal State Northridge, and former NBA All-Star • 3 points and 3 rebounds in win vs. Marshall • Saw action at Georgia, collecting one assist
MIN	PTS	RBS	AST	FG%	3FG%	FT%												
3.8	0.7	0.7	0.1	28.6	0.0	25.0												
20		JUSTIN MCKIE - Fr. - G - 6-4 - 195 - Columbia, S.C.	<table border="1"> <thead> <tr> <th>MIN</th> <th>PTS</th> <th>RBS</th> <th>BLK</th> <th>FG%</th> <th>3FG%</th> <th>FT%</th> </tr> </thead> <tbody> <tr> <td>5.0</td> <td>0.6</td> <td>1.1</td> <td>0.0</td> <td>17.6</td> <td>12.5</td> <td>50.0</td> </tr> </tbody> </table>	MIN	PTS	RBS	BLK	FG%	3FG%	FT%	5.0	0.6	1.1	0.0	17.6	12.5	50.0	<ul style="list-style-type: none"> • Son of Gamecock great BJ McKie • 3 points and four rebounds vs. Marshall • Played a season high 11 minutes at A&M, scoring five points, collecting three rebounds and a steal
MIN	PTS	RBS	BLK	FG%	3FG%	FT%												
5.0	0.6	1.1	0.0	17.6	12.5	50.0												
21		DEMETRIUS HENRY - Fr. - F - 6-9 - 215 - Miami, Fla.	<table border="1"> <thead> <tr> <th>MIN</th> <th>PTS</th> <th>RBS</th> <th>BLK</th> <th>FG%</th> <th>3FG%</th> <th>FT%</th> </tr> </thead> <tbody> <tr> <td>19.2</td> <td>4.6</td> <td>3.7</td> <td>0.7</td> <td>42.1</td> <td>0.0</td> <td>22.9</td> </tr> </tbody> </table>	MIN	PTS	RBS	BLK	FG%	3FG%	FT%	19.2	4.6	3.7	0.7	42.1	0.0	22.9	<ul style="list-style-type: none"> • 2 fouls in first 2 min 20 seconds vs. LSU, played just 5 min. due to fouls • Four points, two rebounds and two assists at Texas A&M • Struggling with fouls in league play, collected 5 rebounds at Georgia • 3 points, 3 rebounds at Mizzou
MIN	PTS	RBS	BLK	FG%	3FG%	FT%												
19.2	4.6	3.7	0.7	42.1	0.0	22.9												
23		BRUCE ELLINGTON - Sr. - G - 5-9 - 196 - Moncks Corner, S.C.	<table border="1"> <thead> <tr> <th>MIN</th> <th>PTS</th> <th>RBS</th> <th>AST</th> <th>FG%</th> <th>3FG%</th> <th>FT%</th> </tr> </thead> <tbody> <tr> <td>23.0</td> <td>5.7</td> <td>1.3</td> <td>1.7</td> <td>28.6</td> <td>23.1</td> <td>1.000</td> </tr> </tbody> </table>	MIN	PTS	RBS	AST	FG%	3FG%	FT%	23.0	5.7	1.3	1.7	28.6	23.1	1.000	<ul style="list-style-type: none"> • Declared for the NFL Draft and will not complete his senior season with the Gamecock basketball team. 80 career games played, 66 starts.. Scored 893 points for an 11.3 points per game average.. Averaged 3.0 assists, 2.7 rebounds and 1.0 steals in 30.4 minutes per game.
MIN	PTS	RBS	AST	FG%	3FG%	FT%												
23.0	5.7	1.3	1.7	28.6	23.1	1.000												
24		MICHAEL CARRERA - So. - F - 6-5 - 212 - Anzoategui, Venezuela	<table border="1"> <thead> <tr> <th>MIN</th> <th>PTS</th> <th>RBS</th> <th>BLK</th> <th>FG%</th> <th>3FG%</th> <th>FT%</th> </tr> </thead> <tbody> <tr> <td>19.4</td> <td>6.7</td> <td>5.2</td> <td>1.1</td> <td>42.4</td> <td>25.0</td> <td>65.8</td> </tr> </tbody> </table>	MIN	PTS	RBS	BLK	FG%	3FG%	FT%	19.4	6.7	5.2	1.1	42.4	25.0	65.8	<ul style="list-style-type: none"> • 7 points and career high 4 steals in 11 minutes at Texas A&M • 8 points, 6 rebounds and 3 steals vs. Ole Miss • 6th-career double-double with 16 points, game high 11 rebs. at Mizzou • Tied season high in rebounds with 11 at Ole Miss (Feb. 1)
MIN	PTS	RBS	BLK	FG%	3FG%	FT%												
19.4	6.7	5.2	1.1	42.4	25.0	65.8												
25		MINDAUGAS KACINAS - So. - F - 6-7 - 210 - Klaipeda, Lithuania	<table border="1"> <thead> <tr> <th>MIN</th> <th>PTS</th> <th>RBS</th> <th>BLK</th> <th>FG%</th> <th>3FG%</th> <th>FT%</th> </tr> </thead> <tbody> <tr> <td>22.6</td> <td>5.1</td> <td>4.8</td> <td>0.6</td> <td>54.4</td> <td>0.0</td> <td>61.4</td> </tr> </tbody> </table>	MIN	PTS	RBS	BLK	FG%	3FG%	FT%	22.6	5.1	4.8	0.6	54.4	0.0	61.4	<ul style="list-style-type: none"> • First double-double of the season with 13 points, 12 rebounds at Clemson • 11 points, 5-of-5 from free throw line, vs. Akron on Dec. 28 • Pulled down 9 rebounds in win vs. SC State • Posted a season high 14 points to go with 6 rebounds vs. Auburn • Scored key late tip-in to vs. Alabama to give Gamecocks a one-point lead
MIN	PTS	RBS	BLK	FG%	3FG%	FT%												
22.6	5.1	4.8	0.6	54.4	0.0	61.4												
32		DESMOND RINGER - Fr. - F - 6-9 - 255 - McDonough, Ga.	<table border="1"> <thead> <tr> <th>MIN</th> <th>PTS</th> <th>RBS</th> <th>BLK</th> <th>FG%</th> <th>3FG%</th> <th>FT%</th> </tr> </thead> <tbody> <tr> <td>11.2</td> <td>2.5</td> <td>2.1</td> <td>0.2</td> <td>41.5</td> <td>0.0</td> <td>62.5</td> </tr> </tbody> </table>	MIN	PTS	RBS	BLK	FG%	3FG%	FT%	11.2	2.5	2.1	0.2	41.5	0.0	62.5	<ul style="list-style-type: none"> • 7 points, four rebounds at Florida • 2 points, five rebounds vs. LSU • Solid at A&M, season high 9 points, matched season high 7 rebs./2 assists • Earned first-career start vs. Ole Miss
MIN	PTS	RBS	BLK	FG%	3FG%	FT%												
11.2	2.5	2.1	0.2	41.5	0.0	62.5												
35		BRIAN STEELE - So. - F - 6-5 - 200 - Greenville, S.C.	<table border="1"> <thead> <tr> <th>MIN</th> <th>PTS</th> <th>RBS</th> <th>AST</th> <th>FG%</th> <th>3FG%</th> <th>FT%</th> </tr> </thead> <tbody> <tr> <td>7.9</td> <td>1.6</td> <td>0.7</td> <td>0.4</td> <td>37.5</td> <td>33.3</td> <td>0.0</td> </tr> </tbody> </table>	MIN	PTS	RBS	AST	FG%	3FG%	FT%	7.9	1.6	0.7	0.4	37.5	33.3	0.0	<ul style="list-style-type: none"> • Did not dress for the game at Texas A&M after getting hit in the eye at pre-game shoot around. • Three points, two assists at Mizzou • Career highs in points (7) and minutes (26) at Tennessee
MIN	PTS	RBS	AST	FG%	3FG%	FT%												
7.9	1.6	0.7	0.4	37.5	33.3	0.0												

INTERVIEW POLICIES

All interview requests must be made in advance to SID Emily Feeney in the South Carolina Media Relations Office. Beginning with the start of practice in October, Feeney will release a weekly coach and student-athlete availability schedule to media on Mondays.

Post-Game Interview Policy: After each home game, the visiting coach will address the media first, followed by South Carolina student-athletes then South Carolina head coach Frank Martin. (Depending on deadline, this may be altered on a game-by-game basis).

Road Interview Policy: Interviews with Coach Martin while on the road will be scheduled according to the home post-game media procedure. No student-athlete interviews are allowed until after the game once the team leaves Columbia.

All interviews are to be coordinated through the Media Relations Office. This allows the staff to arrange the interview when it best suits the student-athlete's and the reporter's schedules. Please contact the Media Relations Office in advance to make your interview requests. Media are not permitted to contact student-athletes on their own at any time.

All interviews will take place at the designated media interview site for that day as listed in the weekly availability schedule or in the Media Relations Office.

Dormitory, apartment and cell phone numbers for student-athletes will not be provided to the media. Should you need to conduct a telephone interview with a student-athlete, a call will be placed to you from the student-athlete at a mutually agreeable time.

SOUTH CAROLINA MEDIA RELATIONS



Emily Feeney, primary contact
Associate Director
cell: 803-727-3284
e-mail: efeeney@mailbox.sc.edu
Twitter: @EmilyFeeneySID

Website: www.GamecocksOnline.com

Facebook: www.Facebook.com/gamecocksonline

Twitter: @GamecockMBB

STAT COMPARISON

	SC	UGA
Record	10-16	14-11
Conference Record	3-10	8-5
Current Streak	L1	L1
Scoring Avg.	70.0	68.9
Opponent Scoring Avg.	70.6	67.5
Scoring Margin	-0.6	+1.4
Field Goal %	.429	.438
Opponent Field Goal %	.440	.403
3-Point Field Goal %	.372	.338
Opponent 3-Point Field Goal %	.321	.335
3-Point Field Goal Made PG	5.5	4.6
3-Point Field Goal Attempts PG	14.8	13.5
Free Throw %	.698	.673
Opponent Free Throw %	.681	.712
Rebounding Avg.	34.8	37.6
Opponent Rebounding Avg.	32.2	32.5
Rebounding Margin	+2.6	+5.1
Turnovers Avg.	14.5	13.0
Opponent Turnover Avg.	13.8	10.4
Assists Avg.	12.6	10.2
Blocks Avg.	3.9	4.9
Steals Avg.	6.4	4.9

WEEKLY MEDIA AVAILABILITY (FEB. 16-FEB. 22)

SUNDAY Feb. 16	MONDAY Feb. 17	TUESDAY Feb. 18	WEDNESDAY Feb. 19	THURSDAY Feb. 20	FRIDAY Feb. 21	SATURDAY Feb. 22
No availability	No availability SEC Teleconference SC at 11:14	Martin Press Conference Noon CLAMedia Rm.	at Arkansas 9 p.m. CSS	No availability Frank Martin Carolina Calls 7 p.m. ET	No availability	vs. Georgia 1:47 p.m. SECTV

* All practices are closed • please contact SID Emily Feeney for all media requests

A SOUTH CAROLINA WIN WOULD ...

- Be Carolina's first win over Georgia under Frank Martin.
- Be the Gamecocks' fourth conference win of the season, all coming at Colonial Life Arena.

■ In its second game of the season which took place with campus closed due to winter weather, the Gamecocks moved to 2-0 in such games, topping Vanderbilt last Thursday night, 65-59, after the contest was postponed for 20 hours after the original scheduled time. Thornwell led South Carolina with 19 points, six rebounds and six assists.

■ Against the Commodores, the Gamecocks grabbed a season-high 26 offensive rebounds en route to a 23-9 advantage in second-chance points. Five Carolina players recorded at least three offensive boards.

■ Carolina's game vs. Vanderbilt was the 2,500th game in program history.

■ A 23-point halftime deficit was too much to overcome as South Carolina was defeated 72-53 by Tennessee at Thompson-Boling Arena. Thornwell scored the Gamecocks first seven points and finished the day with a team-high 15 points and four steals.

■ After allowing Auburn to go on a 16-2 run early in the second half, the Gamecocks stormed back with an 18-2 run to level the game with under eight minutes to play, but the Gamecocks were unable to slow the Tigers down the stretch as they fell 79-74 at Colonial Life Arena. Williams led all scorers with 29 points on a season high 10 field goals, going 6-of-10 from beyond the arc. Despite only scoring eight points, Thornwell posted season highs in assists (9) and steals (4). Sophomore forward Mindaugas Kacinas added a season high 14 points and freshman guard Duane Notice chipped in 12 points.

■ South Carolina held a 15-point lead with just under 11 minutes to play at Ole Miss (Feb. 1), but a late run from the Rebels turned the game in the home team's favor as South Carolina fell 75-71 on Saturday. Senior guard Brenton Williams led all scorers with 23 points as he hit 5-of-8 from 3-point range. Thornwell added 20 points and a career high six assists.

■ The Gamecocks earned their first conference win of the season on Jan. 29 in an 80-52 win over Texas A&M, after holding a 20-point halftime lead. Freshman guards Duane Notice and Sindarius Thornwell paced the Gamecocks with 19 points, four rebounds and three assists apiece.

■ Carolina's defense held the Aggies to 35.6 percent shooting from the field, and did not allow a double-digit scorer for the first time this season.

■ It was announced on Jan. 16 that junior guard Tyrone Johnson suffered a right foot fracture in the Jan. 15 game at Texas A&M, which required surgery. Johnson is out indefinitely. The Plainfield, N.J., native has played in 16 contests this season for Carolina, averaging 11.2 points and a team best 3.4 assists per game. He tallied 11 double-figure scoring games and 11 games with at least three assists prior to his injury.

■ In this season's first meeting vs. Ole Miss, the Gamecocks held a 10-point lead at halftime, but the Rebels came back to out-score the Gamecocks 48-37 in the second half and claim a 75-74 win last Saturday at Colonial Life Arena. Freshman guard Sindarius Thornwell posted the first dou-

ble-double of his career with teams highs of 24 points and 11 rebounds in the game. Senior guard Brenton Williams did not hit a basket in the contest, but was a perfect 9-of-9 from the free throw line, including making three from the line with just six seconds to play to pull the Gamecocks within one of the Rebels at the time.

■ Senior guard Brenton Williams posted the second 30-point game of his career last Saturday at Missouri, hitting a career high seven 3s, while adding a perfect 9-of-9 mark from the free throw line. Williams scored 22 of those points and hit five 3s in the second half.

■ Despite 32 points from Williams and sophomore forward Michael Carrera's first double-double of the year with 16 points and 11 rebounds, South Carolina fell to 0-6 in league play with an 82-74 loss at Missouri on Jan. 25. The Gamecocks dished 12 assists, and committed just 11 turnovers, but poor shooting in the contest - 23-of-59 (39.0%) from the field - saw the home team post the win.

■ South Carolina suffered a 97-76 loss in SEC play on the road at Georgia on Jan. 22, despite a career high 26 points from freshman guard Sindarius Thornwell and 18 points Williams. South Carolina's bigs were in foul trouble the duration of the contest, with both Mindaugas Kacinas and Desmond Ringer on the bench with three fouls by the eight-minute mark of the opening half. Georgia also won the battle of the boards, out-rebounding the Gamecocks 39-27, including 13 on the offensive glass, which led to 15 second-chance points.

■ In overall games, South Carolina ranks first in 3-point field goal percentage (.372), fourth in offensive rebounds per game (13.3), fifth in free throw percentage (.698) and six in assists (12.7).

■ Sophomore forward Laimonas Chatkevicius earned his first start of the 2013-14 campaign against Ole Miss and hit 6-of-7 attempts from the field to match his career high of 12 points in the game. He also blocked two shots and collected one steal. Freshman forward Desmond Ringer also earned the first start of his career in the game.

■ The Gamecocks suffered a 71-68 decision to visiting LSU in the SEC home opener last Saturday at Colonial Life Arena. The Gamecocks put together a 9-0 run late in the second half after trailing by as many as 14, but LSU was able to hold on for the victory. Freshman guard Sindarius Thornwell scored a season high 25 points on 9-of-13 shooting from the field and a 6-of-9 mark from the free throw line. Thornwell's 25-point effort marked the first time a Gamecock freshman has tallied 25 points in an SEC contest. He tallied 13 points in the first half alone. The Tigers out-rebounded the Gamecocks 42-32, the second-largest margin this season for a Carolina opponent in the category.

■ For his play during the opening week of league play vs. 10th-ranked Florida and LSU, Thornwell was named the SEC Freshman of the Week. He averaged 17.5 points and 4.5 rebounds, hitting 66.7 percent from the field in the two games. It is the first-career weekly honor for Thornwell.

■ Williams set a new South Carolina record for consecutive free throws made when he hit his lone attempt from the line

► ASSOCIATED PRESS TOP 25

Feb. 10, 2014

Rk.	Team	Record	Pts.
1	Syracuse (64)	25-0	1,624
2	Florida (1)	23-2	1,543
3	Wichita State	27-0	1,489
4	Arizona	23-2	1,427
5	Duke	20-5	1,296
6	San Diego State	22-2	1,232
7	Cincinnati	23-3	1,157
8	Kansas	19-6	1,129
9	Villanova	22-3	1,020
10	Saint Louis	23-2	1,019
11	Louisville	21-4	991
11	Creighton	21-4	991
13	Michigan State	21-5	788
14	Virginia	21-5	752
15	Iowa	19-6	721
16	Wisconsin	21-5	609
17	Iowa State	19-5	597
18	Kentucky	19-6	579
19	Texas	20-5	577
20	Michigan	18-7	421
21	Connecticut	20-5	382
22	Memphis	19-6	204
23	UCLA	20-5	168
24	Ohio State	20-6	133
25	Gonzaga	23-4	112

Others receiving votes: North Carolina 54, Arizona State 45, Southern Methodist 21, Pittsburgh 21, Stephen F. Austin 8, Oklahoma 7, New Mexico 3, Virginia Commonwealth 2, Green Bay 1, Kansas State 1, Louisiana Tech 1

Dropped from rankings: Southern Methodist 23, Pittsburgh 25

► ESPN/USA TODAY TOP 25

Feb. 10, 2014

Rk.	Team	Record	Pts.
1	Syracuse (32)	25-0	800
2	Florida	23-2	752
3	Wichita State	27-0	747
4	Arizona	23-2	679
5	Louisville	21-4	618
6	Duke	20-5	611
7	San Diego State	22-2	591
8	Kansas	19-6	554
9	Cincinnati	23-3	526
10	Saint Louis	23-2	513
11	Villanova	22-3	506
12	Creighton	21-4	423
13	Virginia	21-5	416
14	Michigan State	21-5	406
15	Iowa	19-6	375
16	Kentucky	19-6	302
17	Texas	20-5	278
18	Wisconsin	21-5	255
19	Iowa State	19-5	227
20	Michigan	18-7	159
21	Connecticut	20-5	158
22	Gonzaga	23-4	128
23	Ohio State	20-6	97
24	Memphis	19-6	85
25	UCLA	20-5	72

Others receiving votes: Oklahoma 31, North Carolina 22, Kansas State 19, Pittsburgh 17, Southern Methodist 7, Stephen F. Austin 7, New Mexico 6, Arizona State 6, West Virginia 2, Louisiana Tech 2, California 1, Nebraska 1, Virginia Commonwealth 1

Dropped from rankings: Pittsburgh 23, Oklahoma 25



SOUTHEASTERN CONFERENCE STANDINGS

As of Feb. 20

Team	Conference	Overall
Florida	13-0	24-2
Kentucky	10-3	20-6
Georgia	8-5	14-11
Tennessee	7-6	16-10
Ole Miss	7-6	16-10
LSU	7-6	16-9
Missouri	7-6	19-7
Vanderbilt	6-7	14-11
Arkansas	6-7	17-9
Texas A&M	6-7	15-11
Auburn	4-9	12-12
Alabama	4-9	10-16
Mississippi State	3-10	13-13
South Carolina	3-10	10-16

COACHES TELECONFERENCE

The weekly SEC men's basketball coaches teleconference will be held every Monday beginning Monday, Jan. 6 through Monday, March 10. The 14 Southeastern Conference men's head basketball coaches will be featured from 10:00 - 11:38 a.m. (CT).

Media representatives wishing to participate in the teleconference should contact the SEC Media Relations Department for further details. Each coach will appear on the teleconference for seven minutes, according to the following schedule:

ORDER OF APPEARANCE

(All Times Eastern)

11:00 a.m.	Kevin Stallings, Vanderbilt
11:07 a.m.	Billy Donovan, Florida
11:14 a.m.	Frank Martin, South Carolina
11:21 a.m.	Mark Fox, Georgia
11:28 a.m.	Johnny Jones, LSU
11:35 a.m.	John Calipari, Kentucky
11:42 a.m.	Cuonzo Martin, Tennessee
11:49 a.m.	Mike Anderson, Arkansas
11:56 a.m.	Anthony Grant, Alabama
12:03 a.m.	Tony Barbee, Auburn
12:10 a.m.	Andy Kennedy, Ole Miss
12:17 a.m.	Rick Ray, Miss. State
12:24 a.m.	Frank Haith, Missouri
12:31 a.m.	Billy Kennedy, Texas A&M

In addition, the SEC men's basketball teams who make it to postseason will be on a teleconference on Monday, March 17 beginning at 11:00 a.m. ET.

All SEC basketball teleconferences can be listened to on the internet at www.secsports.com shortly after the conclusion of the teleconference

SOUTH CAROLINA BENCH PRODUCTION

GAME	SC-OPP	DIFF.	SC HIGH BENCH SCORER
Longwood	30-18	+12	Williams, 14
@Baylor	17-36	-19	Williams, 12
@Clemson	18-34	-16	Carrera, 9
FIU	32-18	+14	Shaw/Williams, 16
@Okla. St.	20-19	+1	Shaw, 13
Manhattan	21-24	-3	Carrera, 10
USC Upstate	21-26	-5	Williams, 8
vs. Saint Mary's	26-5	+21	Chatkevicius, 12
vs. Boise State	29-27	+2	Williams, 14
vs. Akron	26-25	+1	Johnson/Carrera, 10
Akron	24-33	-9	Carrera, 13
Marshall	42-21	+21	Johnson, 18
SC State	29-30	-1	Johnson, 17
@Florida	22-15	+7	Johnson, 12
LSU	28-30	-2	Johnson, 15
@Texas A&M	29-35	-6	Ringer, 9
Ole Miss	23-28	-5	Shaw, 9
@Georgia	17-39	-22	Shaw, 12
@Missouri	7-6	+1	Chatkevicius, 4
Texas A&M	13-18	-5	Chatkevicius, 12
@Ole Miss	11-15	-4	Kacinas, 7
Auburn	14-6	+8	Kacinas, 14
@Tennessee	19-13	+6	Steele, 7
Vanderbilt	11-2	+9	Chatkevicius, 7
Alabama	17-15	+2	Shaw, 8
@Arkansas	7-21	-14	Steele, 3
Georgia			
@Auburn			
Kentucky			
Florida			
@Miss. St.			
SEC Tourney			
NCAA Tourney			

SPECIALTY STATS

(PP) points in paint; (OT) points off turnovers; (2nd) second chance points; (FB) fast break points

(South Carolina-Opponent)

GAME	PP	OT	2ND	FB
Longwood	36-18	19-9	11-10	14-0
@Baylor	22-20	19-4	5-16	2-0
@Clemson	40-26	10-13	15-8	4-4
FIU	34-32	13-11	10-8	21-10
@Okla. St.	16-32	11-33	9-19	9-10
Manhattan	34-32	21-22	11-15	6-12
USC Upstate	26-34	19-14	11-10	14-12
vs. Saint Mary's	40-28	15-10	8-4	0-0
vs. Boise State	22-40	2-20	7-8	0-0
vs. Akron	46-28	20-10	8-11	0-0
Akron	36-14	23-5	18-8	7-2
Marshall	54-28	21-12	18-4	16-6
SC State	26-40	10-15	13-20	6-10
@Florida	16-40	13-22	3-2	5-20
LSU	26-24	13-19	6-10	8-2
@Texas A&M	28-26	10-18	15-12	4-8
Ole Miss	30-28	19-19	11-10	6-6
@Georgia	22-32	15-14	4-15	0-4
@Missouri	16-34	14-12	11-11	4-12
Texas A&M	30-20	24-17	8-4	11-10
@Ole Miss	28-24	12-23	12-12	2-6
Auburn	40-36	12-16	14-16	12-17
@Tennessee	28-38	12-20	7-13	8-8
Vanderbilt	36-34	7-13	23-9	4-6
Alabama	32-16	6-12	6-2	15-6
@Arkansas	28-24	14-23	14-17	8-15
Georgia				
@Auburn				
Kentucky				
Florida				
@Miss. St.				
SEC Tourney				
NCAA Tourney				
SC Total	792	378	279	201
SC Average	30.5	14.5	10.7	7.7
Opp Total	748	406	274	186
Opp Average	28.8	15.6	10.5	7.2

UNIVERSITY INFORMATION

Location Columbia, S.C.
 Founded 1801
 Enrollment 31,288
 Nickname Gamecocks
 Colors Garnet (PMS 202) and Black
 National Affiliation NCAA Division I
 Conference Southeastern (SEC)
 Athletics Web Address www.GamecocksOnline.com
 University Web Address www.sc.edu
 President Dr. Harris Pastides
 NCAA Representative Dr. Zach Kelehear
 Athletics Director Ray Tanner
 Basketball Administrator/Chief Operating Officer Kevin O'Connell

BASKETBALL STAFF/INFORMATION

Head Coach Frank Martin
 Alma Mater Florida International, '93
 Record At South Carolina/Seasons 24-34 (.414), 2nd Season
 Overall Record/Seasons 141-88 (.616), 7th season
 Assoc. Head Coach/Recruiting Coord. . Matt Figger (Eastern Kentucky, '95)
 Assistant Coach Perry Clark (Gettysburg, '74)
 Assistant Coach Lamont Evans (Kansas State, '09)
 Director of Basketball Operations Andy Assaley (Cincinnati, '96)
 Strength & Conditioning Scott Greenawalt (Muskingum College, '98)
 Athletic Trainer Mark Rodger (Buffalo, '01)
 Grad. Student Mgr./Student-Athlete Dev. Doug Edwards (Florida State, '07)
 Associate Media Relations Director Emily Feeney (Ball State, '03)
 Home Arena Colonial Life Arena
 Capacity 18,000
 Arena General Manager Lexi Boone
 Press Row Phone Number 803-777-6182
 Team Twitter Account: @GamecockMBB
 Coach Martin Twitter Account: @FrankMartin_SC

BASKETBALL HISTORY

First Year of Basketball 1908
 All-Time Record 1,321-1,180-1 (.528)
 Overall Postseason Record 25-18
 NCAA Tournament Appearances 1971, 1972, 1973, 1974, 1989, 1997,
 1998, 2004
 NCAA Tournament Record 4-9
 Last NCAA Tournament Appearance 2004, L vs. Memphis, 59-43
 NIT Appearances 1969, 1975, 1978, 1983, 1991, 1996,
 2001, 2002, 2005, 2006, 2009
 NIT Record 21-9
 NIT Champion 2005, 2006
 Last NIT Appearance 2009, L vs. Davidson, 70-63
 Conference Championships/Titles SoCon Regular Season (1927, 1933, 1934,
 1945); SoCon Tournament Champion (1933); ACC Regular Season (1970);
 ACC Champion (1971); SEC Regular Season (1997); SEC East Division Co-
 Champions (2009)

TEAM INFORMATION

2012-13 Record 14-18
 Southeastern Conference Record/Finish 4-14/12th
 Postseason None
 Letterwinners Returning/Lost 7/6
 Starters Returning/Lost 3/2
**based on final game starters from 2012-13 season*
 Newcomers 8
 Roster Breakdown 7 freshmen, 5 sophomores, 2 juniors, 2 seniors



HEAD COACH FRANK MARTIN

COACHING CAREER

KANSAS STATE (2007-12)

2007-08	21-12	NCAA, 2nd Round
2008-09	22-12	NIT, 2nd Round
2009-10	29-8	NCAA, Elite Eight
2010-11	23-11	NCAA, 3rd Round
2011-12	22-11	NCAA, 3rd Round
5 years	117-54 (.684)	7-5 postseason record

SOUTH CAROLINA (2012-PRESENT)

2012-13	14-18	-
2013-14	10-16	-
2nd year	24-34 (.414)	
Career Total	141-88 (.616)	



COACHING

EXPERIENCE

29th season

COLLEGE EXPERIENCE

14th season

COLLEGE HEAD COACH EXPERIENCE

7th season

HIRE DATE AT CAROLINA

March 27, 2012

PERSONAL

HOMETOWN

Miami, Fla.

ALMA MATER

Florida International, 1993 (B.A. Physical Education)

FAMILY

Wife, Anya

Children, Brandon, Amalia and Christian

COACHING RESUME

HIGH SCHOOL

Miami Senior High, 1985-93

Varsity Boys' Assistant Coach

Junior Varsity Boys' Head Coach

North Miami High, Head Coach, 1993-95

Miami Senior High, Head Coach, 1995-98

B.T. Washington High, Head Coach, 1999-2000

COLLEGE ASSISTANT COACH

Northeastern, 2000-04

Cincinnati, 2004-06

Kansas State, 2006-07

COLLEGE HEAD COACH

Kansas State, 2007-12

South Carolina, 2012-present

for one of his 18 points vs. Marshall. Williams hit 50 straight free throws dating back to last season to hold the record. He missed his first free throw attempt of the season on Jan. 11 vs. LSU. He broke a record held by John Roche since the 1969-70 campaign.

■ South Carolina snapped a three-game losing streak when it earned an impressive 78-71 win over Saint Mary's on Dec. 22 in the opening round of the Hawaiian Airlines Diamond Head Classic in Honolulu. Four Gamecocks scored in double-figures, led by Johnson's 16 points. Freshman guard Sindarius Thornwell added 13. Notice netted a then-season high 11 and sophomore forward Laimonas Chatkevicius posted a career high 12, including 11 in the second half.

■ The Gamecocks shot 58.3 percent (28-48) from the field vs. Saint Mary's, the best percentage for Carolina this season, and the best percentage from the floor since hitting 57.7 percent last season in a win vs. Arkansas on Jan. 26, 2013.

■ The Gamecocks will hold a young roster this season, welcoming seven freshmen to Columbia in forwards Demetrius Henry, Desmond Ringer, Reggie Theus Jr., and guards Duane Notice, Justin McKie, Jaylen Shaw and Sindarius Thornwell. Transfer guard Ty Johnson joined the program last January via Villanova.

■ Johnson received word prior to the Nov. 9 season opener that he had been granted a waiver from the NCAA allowing him to compete effective immediately. Johnson has been eligible to practice since he transferred to South Carolina from Villanova in January

2013.

SCOUTING GEORGIA

The Bulldogs enter Saturday's matchup with a 14-11 overall record, which includes a 8-5 mark in SEC games ... Georgia is 2-6 away from Stegeman Coliseum this season, and 2-4 on the road in conference play, earning wins at Mississippi State and Missouri ... The Bulldog's offense is led by Charles Mann (13.5) and Kenny Gaines (12.1) who both average double figures ... Georgia holds a 5.1 edge in rebounds per game over its opponents.

GEORGIA SERIES

Saturday's meeting vs. Georgia marks the 102nd all-time meeting between the two schools ... The Bulldogs won the last meeting, 97-76, on Jan. 22, 2014, at Stegeman Coliseum in Athens, Ga. ... Georgia leads the all-time series 53-48 ... The Bulldogs have claimed the last four games and hold a 7-3 edge in the last 10 meetings.

AMONG FRESHMEN IN THE SEC ...

Sindarius Thornwell is fourth in scoring (13.7), fourth in steals (1.12), third in assists (2.92), ninth in rebounds (4.0) ... Demetrius Henry is 12th in rebounding (3.7) ... Duane Notice ranks fourth in assists (2.85) and 12th in scoring (7.7).

BY THE NUMBERS

3 - In SEC games, Sindarius Thornwell leads all freshmen in three categories: scoring (16.5), assists (4.15)

and steals (1.31).

3 - Since starting the conference season 0-6, South Carolina has won 3 games in the last seven.

5 - The Gamecocks have won five of 14 games when the scoring margin is 10 points or less.

6 - Sophomore guard Michael Carrera has led Carolina in rebounding in six of the last nine games.

6 - Senior guard Brenton Williams has hit at least six 3s in four games this season.

10 - Thornwell has recorded double-figures in 10 of 13 SEC games, including five with 20-plus points, tying B.J. McKie for the most by a South Carolina freshman in SEC games.

11 - Williams hit a career-high 11 field goals at Arkansas.

16 - Williams has recorded double-figures in 16 of his last 18 games.

TREND SETTING

Gamecock trends under Frank Martin ...

■ South Carolina is 15-17 when posting at least six made 3s in a game.

- South Carolina hit a season high 10 3s in the Jan. 25 contest at Missouri, led by senior guard Brenton Williams' seven 3s in the contest.

■ South Carolina is 18-13 when scoring more points in the paint than its opponent.

- South Carolina posted a season high 54 points in the paint vs. Marshall on Dec. 30

■ South Carolina is 19-15 when holding its opponents to under 45 percent from the field.

- Longwood managed to hit just 22.8% of its attempts.

■ South Carolina is 19-15 when out-rebounding its opponent.

- The Gamecocks out-rebounded each of their opponents at the Diamond Head Classic by an average of 3.3 rebounds per game.

UP NEXT

The Gamecocks are back on the road on Wednesday night for their second meeting with the Auburn this season. Game time is set for 9 p.m. ET, and the game will be broadcast on FSN.

ELLINGTON DECLARES FOR DRAFT

University of South Carolina senior guard Bruce Ellington, also a junior wide receiver for the Gamecock football team, has declared for the NFL Draft, it was announced on Friday, Jan. 3. Ellington, who graduated in December, will begin preparing for the draft and will not complete his final season with the men's basketball team. Ellington concludes his career on the hardwood for the Garnet and Black with 80 career games played and 66 starts. He scored 893 points for an 11.3 points per game average. The Moncks Corner, S.C., native averaged 3.0 assists, 2.7 rebounds and 1.0 steals in 30.4 minutes per game. Ellington posted 39 double-figure scoring games in his career, including eight 20-point games and one 30-point effort, a career high 31 points at Furman during his freshman season of 2010-11.

SEC TOURNAMENT

Fresh off hosting the 2013 Final Four, the Georgia Dome will be the site for the 2014 SEC Tournament, March 12-16 in Atlanta. The Georgia Dome first hosted the tournament in 1995 and the 2014 event will mark the 11th time the venue has hosted the league's postseason tournament. The winner of the 13-game tournament receives the SEC's automatic bid to the NCAA Tournament. The tournament seeds are determined by the 18-game conference schedule during the regular season. Teams are seeded 1-14 based on their regular-season conference finish.

MARTIN'S STAFF BOASTS OVER 90 YEARS OF EXPERIENCE AT THE COLLEGE LEVEL

South Carolina head coach Frank Martin has a very experienced staff with him on the sideline this season. Perry

Clark joins the team as an assistant coach with over 30 years of college coaching experience, including stops as the head coach at Tulane, Miami (Fla.) and Texas A&M-Corpus Christi. Former assistant Matt Figger was promoted to associate head coach during the offseason, and Lamont Evans returns for his second season as an assistant on Martin's staff in Columbia.

GAMECOCKS SIGN STROMAN AND BLANTON DURING FALL SIGNING PERIOD

University of South Carolina head men's basketball coach Frank Martin announced on Nov. 19 the signing of Marcus Stroman (G - 6-2 - 170 - Columbia, S.C./Keenan High School) and TeMarcus Blanton (G - 6-4 - 185 - Locust Grove, Georgia/Luella High School) to National Letters of Intent. The duo will join the Gamecocks for the 2014-15 campaign and both will have four years of eligibility beginning next fall. Below are brief comments from Coach Martin on each signee.

Martin on Blanton

"I'm extremely excited about TeMarcus Blanton. He is a 6-5 wing that is ultra-competitive on both ends of the floor. He fits exactly the kind of guard that we want to build our program around. He's a slasher, a defender and an athletic finisher that loves every opportunity that he gets to compete."

Martin on Stroman

"Marcus is a consummate point guard. He understands the position at his age as well as, if not better, than most. Every time I watch him play, I leave games thinking that the four guys with him are better than they actually are, because he is so good at making others look good. He is an ultra-competitive, hometown kid, who grew up a Gamecock fan, and we are extremely excited to have him become part of our program."

GAMECOCKS TO COMPETE IN 2014 CHARLESTON CLASSIC

The Charleston Classic presented by Gildan announced six of the eight-team field for the 2014 tournament to be held Thursday, Friday and Sunday, Nov. 20, 21 and 23, at TD Arena in Charleston, S.C. South Carolina will compete in the event for the second time, and for the first time since the 2009 campaign. The other participating teams announced are Akron, Cornell, Miami (Fla.), Penn State and Southern California. The final two teams will be announced at a later date. During the 2009 event, the Gamecocks defeated La Salle in the tournament's opening round, earned a win over USF to advance to the finals, and lost to Miami in the championship game. The 2014 Charleston Classic will feature a bracket format with 12 games over three days. Each team will compete in one game per day, advancing through the bracket. The two teams that remain undefeated throughout will face off in a championship game on the final day of competition.

LAST TIME VS. GEORGIA

**GAME 18 - GEORGIA 97, SOUTH CAROLINA 76
JAN. 22, 2014/STEGEMAN COLISEUM/ATHENS, GA.**

ATHENS, Ga. - South Carolina (7-11, 0-5 SEC) suffered a 97-76 loss on the road in SEC play at Georgia (10-7, 4-1 SEC) on Wednesday night. Freshman guard Sindarius Thornwell scored a season high 26 points to lead four Gamecocks in double figures in the contest.

Thornwell netted his fourth 20-point game of the season, and surpassed his previous season high of 25 points from earlier this month versus LSU. Thornwell hit 8-of-12 attempts from the floor and was 9-of-12 from the free throw line. He also collected four rebounds and dished four of Carolina's eight assists in the game.

Senior guard Brenton Williams responded after a tough outing versus Ole Miss last Saturday, posting 18 points on 6-of-11 shooting from the field and four 3s. Freshman guards Duane Notice and Jaylen Shaw added 14 and 12 points, respectively, in the game.

Georgia was led by junior forward Nemanja Djurisic with 22 points, while Kenny Gaines added 14 and Brandon Morris 13. The Bulldogs posted 10 3s in the game, and hit 33-of-50 from the foul line.

A jumper from Thornwell gave the Gamecocks a 6-4 lead with 17:31 remaining in the first half, but nine-straight points from Djurisic followed by back-to-back Bulldog 3s saw the home team hold a 17-8 upperhand four minutes later.

Notice broke the streak with a jumper in the lane, and Shaw hit a 3 with 12:22 on the clock to pull Carolina within six at 19-13.

Georgia held on to a double-digit lead until a floater from Notice near the eight-minute mark brought the Gamecocks within nine at 30-21.

Foul trouble plagued the Gamecocks, with sophomore forward Mindaugas Kacinas and freshman forward Desmond Ringer both with 3 and forced to sit on the bench much of the half. The Bulldog lead stood at 13 at the under-four minute media timeout with 3:51 to play before the break.

South Carolina missed four from the free throw line down the stretch, and UGA led by as many as 15, but sophomore forward Laimonas Chatkevicius pulled down three consecutive defensive rebounds, and Notice and Williams added lay-ins and the Georgia lead was just nine at the break, 45-34.

The Bulldogs scored six 3-pointers in the opening half and out-rebounded the Gamecocks by seven at 21-14. Notice led Carolina with 13 points in the stanza, hitting 4-of-5 from the field. The teams combined for 30 fouls in the set.

Georgia's Charles Mann was called for a flagrant foul just 30 seconds into the second half, sending Notice to the line for two attempts. He hit one from the line and Mann and Williams traded 3-pointers moments later to put the score at 48-38 UGA with 18 to play.

Consecutive turnovers from the Gamecocks saw the Georgia lead push to 22 at 64-42 with just over 14 minutes on the clock.

Chatkevicius fouled out with 12 minutes to play, and freshman forward Demetrius Henry and sophomore forward Michael Carrera were both on the bench with 3 each.

Thornwell scored on consecutive possessions midway through the half, but the Bulldog lead hovered near 20 points through the next several minutes of play.

Sophomore forward Brian Steele hit a 3 and earned a steal at the opposite end on the ensuing UGA possession near the four-minute mark. Freshman guard Jaylen Shaw gave the Gamecocks another 3 at the top of the key and the score stood at 87-70 Georgia with 3:33 to play.

Thornwell hit a season high with 26 points on two lay-ups with 90 seconds to play, but Georgia posted the 97-76 victory.

South Carolina finished the contest hitting 45.8 percent (22-48) from the field, compared to 55.1 percent (27-49) from Georgia. The Bulldogs attempted 50 free throws in the contest, a new Carolina opponent record in league play, surpassing UGA's 46 attempts during last season's contest in Columbia.

GAME 18



Official Basketball Box Score - Game Totals - Final Statistics
South Carolina vs Georgia
01/22/14 8:00 p.m. at Stegeman Coliseum - Athens, Ga.

South Carolina 76 • 7-11 (0-5)

#	Player	Total		3-Ptr		Rebounds		PF	TP	A	TO	Bk	Stl	Min
		FG	FGA	FG	FGA	FT	FTA							
21	HENRY, Demetrius	f	0-5	0-0	1-2	3	2	5	4	1	0	1	2	15
24	CARRERA, Michael	f	0-3	0-0	0-0	1	5	6	4	0	1	0	1	19
00	THORNWELL, Sindarius	g	8-12	1-1	9-12	1	3	4	4	26	4	5	0	1
01	WILLIAMS, Brenton	g	6-11	4-7	2-2	0	0	0	0	18	1	2	0	1
10	NOTICE, Duane	g	4-6	0-1	6-10	1	2	2	14	1	2	0	1	22
05	SHAW, Jaylen	g	2-5	2-3	6-6	0	0	0	1	12	0	2	0	19
14	CHATKEVICIUS, L.	l	1-3	0-0	0-2	0	6	6	5	2	0	0	2	15
15	THELUS JR., Reggie	l	0-1	0-0	0-2	0	1	1	3	0	1	0	0	13
25	KACINAS, Mindaugas	g	0-0	0-0	0-0	0	0	0	5	0	1	0	0	7
32	RINGER, Desmond	g	0-0	0-0	0-0	0	0	0	4	0	0	0	0	14
35	STEELE, Brian	l	1-2	1-2	0-0	0	0	0	1	3	1	1	0	12
	Team					2	1	3						
Totals			22-48	8-14	24-36	8	19	27	33	76	8	15	4	9

FG % 1st Half:	10-25 40.0%	2nd half:	12-23 52.2%	Game:	22-48 45.8%	Deadball	
3FG % 1st Half:	2-5 40.0%	2nd half:	6-9 66.7%	Game:	8-14 57.1%	Rebounds	4
FT % 1st Half:	12-21 57.1%	2nd half:	12-15 80.0%	Game:	24-36 66.7%		

Georgia 97 • 10-7 (4-1)

#	Player	Total		3-Ptr		Rebounds		PF	TP	A	TO	Bk	Stl	Min
		FG	FGA	FG	FGA	FT	FTA							
02	Thornion, Marcus	f	3-5	0-0	6-9	5	2	7	2	12	0	0	0	21
15	Williams, Dante	f	3-4	0-0	3-6	2	8	10	1	9	0	1	0	1
31	Morris, Brandon	f	4-6	0-0	5-9	0	5	5	3	13	5	0	0	27
04	Mann, Charles	g	2-5	2-4	4-4	0	1	1	5	10	3	4	0	19
12	Gaines, Kenny	g	3-10	2-5	6-6	0	3	3	2	14	4	3	2	0
03	Parker, Juwan	g	2-4	1-1	0-0	1	2	3	0	5	2	0	0	14
05	Dixon, Tim	g	0-0	0-0	0-0	0	0	0	0	1	0	0	1	6
10	Echols, Taylor	g	1-2	1-2	0-0	0	0	0	0	3	0	0	0	2
11	Forté, Cameron	g	1-1	0-0	1-3	0	0	0	1	3	0	0	0	4
14	Young, Brandon	g	0-0	0-0	0-0	0	0	0	0	0	0	0	0	1
24	Kessler, Houston	g	0-0	0-0	0-0	0	1	1	0	0	0	0	0	1
25	Geno, Kenny Paul	g	1-1	0-0	0-0	1	0	1	0	2	0	0	0	1
30	Frazier, J.J.	g	1-5	1-3	0-0	0	1	1	4	3	4	1	0	21
41	Cannon, John	g	0-0	0-0	1-2	0	1	1	2	1	0	1	0	3
42	Djurisic, Nemanja	g	6-6	3-3	7-11	4	1	5	4	22	3	3	0	21
	Team					0	1	1						
Totals			27-49	10-18	33-50	13	26	39	26	97	21	14	2	6

FG % 1st Half:	11-23 47.8%	2nd half:	16-26 61.5%	Game:	27-49 55.1%	Deadball	
3FG % 1st Half:	6-11 54.5%	2nd half:	4-7 57.1%	Game:	10-18 55.6%	Rebounds	7
FT % 1st Half:	17-22 77.3%	2nd half:	16-28 57.1%	Game:	33-50 66.0%		

Officials: Mike Nance, Ron Groover, Lee Cassell
Technical fouls: South Carolina-None. Georgia-None.
Attendance: 5366
Flagrant 1 on Charles Mann at 19:31 in 2nd half.

Score by periods	1st	2nd	Total
South Carolina	34	42	76
Georgia	45	52	97

	In	Off	2nd	Fast	Bench
Points	22	15	4	0	17
SC	32	14	15	4	39
UGA					

Last FG - SC 2nd-01:24, UGA 2nd-00:05.
Largest lead - SC by 2 1st-19:36, UGA by 23 2nd-04:16.
Score tied - 3 times.
Lead changed - 1 time.

ROSTER BREAKDOWN

RETURNING STARTERS (3)

Michael Carrera
 Brian Steele
 Bruce Ellington
**based on final game of 2012-13 season*

RETURNING LETTERWINNERS (7)

Michael Carrera
 Laimonas Chatkevicius
 Austin Constable
 Bruce Ellington
 Mindaugas Kacinas
 Brian Steele
 Brenton Williams

GUARDS (8)

Austin Constable
 Bruce Ellington
 Tyrone Johnson
 Justin McKie
 Duane Notice
 Jaylen Shaw
 Sindarius Thornwell
 Brenton Williams

FORWARDS (8)

Michael Carrera
 Laimonas Chatkevicius
 Carlton Geathers
 Demetrius Henry
 Mindaugas Kacinas
 Desmond Ringer
 Brian Steele
 Reggie Theus Jr.

BY HEIGHT

Bruce Ellington, 5-9
 Austin Constable, 5-11
 Brenton Williams, 5-11
 Jaylen Shaw, 6-0
 Duane Notice, 6-2
 Tyrone Johnson, 6-3
 Justin McKie, 6-4
 Michael Carrera, 6-5
 Brian Steele, 6-5
 Sindarius Thornwell, 6-5
 Reggie Theus Jr., 6-6
 Mindaugas Kacinas, 6-7
 Demetrius Henry, 6-9
 Desmond Ringer, 6-9
 Carlton Geathers, 6-10
 Laimonas Chatkevicius, 6-11

PRONUNCIATION

Justin MACK-ee
 Lie-MOAN-us Ha-KEVA-chus
 Min-DAWG-us Kye-chin-iss

2013-14 SOUTH CAROLINA ROSTER

ALPHABETICAL

No.	Name	Pos.	Ht.	Wt.	Cl.	Exp.	Hometown/High/Last School
24	Michael Carrera	F	6-5	214	SO	1VL	Anzoategui, Venezuela/Montrose Christian School
14	Laimonas Chatkevicius	F	6-11	250	SO	1VL	Klaipeda, Lithuania/South Kent School
12	Austin Constable	G	5-11	180	SO	1VL	West Chester, Pa./Henderson
23	Bruce Ellington	G	5-9	196	SR	3VL	Moncks Corner, S.C./Berkeley
45	Carlton Geathers	F	6-10	255	RS JR	1VL	Georgetown, S.C./Carvers Bay
21	Demetrius Henry	F/C	6-9	215	FR	HS	Miami, Fla./Faith Baptist Christian School
4	Tyrone Johnson	G	6-3	194	JR	1VL	Plainfield, N.J./Montrose Christian School/Villanova
25	Mindaugas Kacinas	F	6-7	210	SO	1VL	Klaipeda, Lithuania/Word of Life Fire Traditional School
20	Justin McKie	G	6-4	195	FR	HS	Columbia, S.C./Irmo
10	Duane Notice	G	6-2	221	FR	HS	Woodbridge, Canada/St. Thomas More (Oakdale, Conn.)
32	Desmond Ringer	F/C	6-9	255	FR	HS	McDonough, Ga./Eagle's Landing
5	Jaylen Shaw	G	6-0	182	FR	HS	Hartsville, S.C./Hartsville
35	Brian Steele	F	6-5	200	SO	1VL	Greenville, S.C./Wade Hampton School
15	Reggie Theus Jr.	F	6-6	210	FR	HS	Los Angeles, Calif./Fairfax
0	Sindarius Thornwell	G	6-5	206	FR	HS	Lancaster, S.C./Oak Hill Academy
1	Brenton Williams	G	5-11	172	SR	2VL	Kissimmee, Fla./Osceola High School/Santa Fe College

NUMERICAL

No.	Name	Pos.	Ht.	Wt.	Cl.	Exp.	Hometown/High/Last School
0	Sindarius Thornwell	G	6-5	206	FR	HS	Lancaster, S.C./Oak Hill Academy
1	Brenton Williams	G	5-11	172	SR	1VL	Kissimmee, Fla./Osceola High School/Santa Fe College
4	Tyrone Johnson	G	6-3	194	JR	1VL	Plainfield, N.J./Montrose Christian School/Villanova
5	Jaylen Shaw	G	6-0	182	FR	HS	Hartsville, S.C./Hartsville
10	Duane Notice	G	6-2	221	FR	HS	Woodbridge, Canada/St. Thomas More (Oakdale, Conn.)
12	Austin Constable	G	5-11	180	SO	HS	West Chester, Pa./Henderson
14	Laimonas Chatkevicius	F	6-11	250	SO	HS	Klaipeda, Lithuania/South Kent School
15	Reggie Theus Jr.	F	6-6	210	FR	HS	Los Angeles, Calif./Fairfax
20	Justin McKie	G	6-4	195	FR	HS	Columbia, S.C./Irmo
21	Demetrius Henry	F/C	6-9	215	FR	HS	Miami, Fla./Faith Baptist Christian School
23	Bruce Ellington	G	5-9	196	SR	2VL	Moncks Corner, S.C./Berkeley
24	Michael Carrera	F	6-5	214	SO	HS	Anzoategui, Venezuela/Montrose Christian School
25	Mindaugas Kacinas	F	6-7	210	SO	HS	Klaipeda, Lithuania/Word of Life Fire Traditional School
32	Desmond Ringer	F/C	6-9	255	FR	HS	McDonough, Ga./Eagle's Landing
35	Brian Steele	F	6-5	200	SO	HS	Greenville, S.C./Wade Hampton School
45	Carlton Geathers	F	6-10	255	RS JR	1VL	Georgetown, S.C./Carvers Bay

Head Coach: Frank Martin (Florida International, '93)

Associate Head Coach/Recruiting Coordinator: Matt Figger (Eastern Kentucky, '95)

Assistant Coach: Perry Clark (Gettysburg, '74)

Assistant Coach: Lamont Evans (Kansas State, '09)

Director of Basketball Operations: Andy Assaley (Cincinnati, '96)

Strength & Conditioning Coach: Scott Greenawalt (Muskingum College, '98)

Athletic Trainer: Mark Rodger (Buffalo, '01)

Graduate Student Manager/Student-Athlete Development: Doug Edwards (Florida State, '07)

TOP RETURNING...

Scorer	Williams, 11.0 ppg
Rebounder	Carrera, 7.2 rpg
Assist Maker	Ellington, 2.7 apg
FG Shooter	Kacinas, 51.8%
3-Point FG Shooter	Williams, 39.7%
FT Shooter	Williams, 84.2%
Shot Blocker	Carrera, 0.6 bpg
Steal Maker	Ellington, 1.3 spg

RADIO/TV SPOT CHART



#0

SINDARIUS THORNWELL

Fr. - G - 6-5 - 206
Lancaster, S.C.
Oak Hill Academy



#1

BRENTON WILLIAMS

Sr. - G - 5-11 - 172
Kissimmee, Fla.
Santa Fe College



#4

TYRONE JOHNSON

Jr. - G - 6-3 - 194
Plainfield, N.J.
Montrose Christian/
Villanova



#5

JAYLEN SHAW

Fr. - G - 6-0 - 182
Hartsville, S.C.
Hartsville



#10

DUANE NOTICE

Fr. - G - 6-2 - 221
Woodbridge, Ontario
St. Thomas More
(Oakdale, Conn.)



#12

AUSTIN CONSTABLE

So. - G - 5-11 - 180
West Chester, Pa.
Henderson



#14

LAIMONAS CHATKEVICIUS

So. - F - 6-11 - 250
Klaipeda, Lithuania
South Kent School
(South Kent, Conn.)



#15

REGGIE THEUS JR.

Fr. - F - 6-6 - 210
Los Angeles, Calif.
Fairfax



#20

JUSTIN MCKIE

Fr. - G - 6-4 - 195
Columbia, S.C.
Irmo



#21

DEMETRIUS HENRY

Fr. - F - 6-9 - 215
Miami, Fla.
Faith Baptist Christian
School



#23

BRUCE ELLINGTON


Sr. - G - 5-9 - 196
Moncks Corner, S.C.
Berkeley



#24

MICHAEL CARRERA

So. - F - 6-5 - 214
Anzoategui, Venezuela
Montrose Christian School



#25

MINDAUGAS KACINAS


So. - F - 6-7 - 210
Klaipeda, Lithuania
Word of Life Fire
Traditional School



#32

DESMOND RINGER


Fr. - F - 6-9 - 255
McDonough, Ga.
Eagle's Landing



#35

BRIAN STEELE

So. - F - 6-5 - 200
Greenville, S.C.
Wade Hampton School



#45

CARLTON GEATHERS

R-Jr. - F - 6-10 - 255
Georgetown, S.C.
Carvers Bay



FRANK MARTIN
Head Coach



MATT FIGGER
Assoc. Head Coach/
Recruiting Coordinator



PERRY CLARK
Assistant Coach



LAMONT EVANS
Assistant Coach



ANDY ASSALEY
Director of Basketball
Operations



SCOTT GREENAWALT
Strength & Conditioning
Coach



MARK RODGER
Athletic Trainer



DOUG EDWARDS
Student-Athlete
Development



EMILY FEENEY
Associate Director
Media Relations

GAMECOCKS RECORD WHEN ...

At home	8-5
On the road	0-10
At neutral sites	2-1
In overtime	0-0
vs. Top 25 team	0-3
vs. Top 10 team	0-2
vs. Top 3 team	0-0
Leading at half	8-5
Trailing at half	2-11
Tied at half	0-0
Shooting 50% or better	5-0
Shooting between 39-49%	4-10
Shooting less than 39%	1-6
Opp. shooting 50% or better	0-7
Opp. shooting between 39-49%	6-6
Opp. shooting less than 39%	4-3
Shooting better than opp.	9-2
Shooting worse than/equal to opp.	1-14
Starters out-score opp. starters	6-5
Opp. starters score/equal more	4-11
Bench out-scores opp. bench	7-6
Opp. bench scores/equals more	3-10
Having more FTs than opp.	5-3
Having equal/less FTs than opp.	5-13
Have more TOs than opp.	2-10
Having equal/less TOs than opp.	8-7
Having more rebounds than opp.	9-7
Having equal/less rebounds than opp.	1-9
Making 6 or more 3FGs	6-8
Having 15 or more assists	3-5
Having less than 15 assists	7-11
Score more points in paint than opp.	9-8
Scoring equal/less points in paint than opp.	1-8
Scoring more points off TOs than opp.	7-4
Scoring equal/less points off TOs than opp.	3-12
Scoring more 2nd-chance points than opp.	8-5
Scoring equal/less 2nd-chance points than opp.	2-12
Scoring more fast break points than opp.	6-3
Scoring equal/less fast break points than opp.	4-13
Wearing White uniforms	9-4
Wearing Garnet uniforms	1-5
Wearing Black uniforms	0-7
Wearing Gray uniforms	0-0
Playing on live TV	8-13
Playing in November	2-2
Playing in December	4-4
Playing in January	2-6
Playing in February	2-4
Playing in March	0-0
Playing a day-game	6-8
Playing a night-game	4-8
Playing on Sunday	2-1
Playing on a Monday	1-1
Playing on a Tuesday	0-2
Playing on a Wednesday	2-5
Playing on a Thursday	1-1
Playing on a Friday	1-1
Playing on a Saturday	3-5
Scoring margin is 5 points or less	1-5
Margin is between 6-10	4-4
Margin is between 11-20	1-4
Margin is more than 20	4-3
Scoring 59 points or less	0-5
Scoring 60-69 points	3-6
Scoring 70-79 points	2-4
Scoring 80-89 points	4-0
Scoring 90-99 points	1-0
Scoring 100+ points	0-0

MISCELLANEOUS

Current streak	L1
Home court streak	W2
Away streak	L10
Neutral court streak	W1

2013-14 SUPERLATIVES

(tied for team lead also included)

Scoring Leaders	'13-14	Career
Tyrone Johnson	5*	5*
Sindarius Thornwell	9	9
Mindaugas Kacinas	1	1
Jaylen Shaw	1	1
Brenton Williams	9	19
Duane Notice	2	2

Rebounding Leaders	'13-14	Career
Mindaugas Kacinas	8	11
Michael Carrera	10	23
Sindarius Thornwell	3	3
Demetrius Henry	2	2
Laimonas Chatkevicius	2	5
Duane Notice	1	1
Tyrone Johnson	2*	2*
Desmond Ringer	3	3

Assists Leaders	'13-14	Career
Duane Notice	12	12
Tyrone Johnson	10*	10*
Jaylen Shaw	1	1
Sindarius Thornwell	12	12
Brenton Williams	1	3

Blocks Leaders	'13-14	Career
Michael Carrera	10	19
Sindarius Thornwell	6	6
Mindaugas Kacinas	6	12
Demetrius Henry	10	10
Laimonas Chatkevicius	7	12
Bruce Ellington	1	3
Desmond Ringer	3	3
Duane Notice	1	1
Mindaugas Kacinas	2	2

Steals Leaders	'13-14	Career
Michael Carrera	9	12
Sindarius Thornwell	8	8
Brenton Williams	8	19
Mindaugas Kacinas	7	10
Bruce Ellington	2	26
Demetrius Henry	3	3
Reggie Theus Jr.	1	1
Tyrone Johnson	2*	2*
Duane Notice	3	3
Austin Constable	1	1
Justin McKie	1	1
Jaylen Shaw	1	1
Laimonas Chatkevicius	1	1

Double-Figure Scoring	'13-14	Career
Tyrone Johnson	11*	11*
Sindarius Thornwell	16	16
Brenton Williams	17	40
Michael Carrera	3	15
Mindaugas Kacinas	3	8
Demetrius Henry	3	3
Jaylen Shaw	2	2
Duane Notice	10	10
Laimonas Chatkevicius	3	5

20+ points	'13-14	Career
Sindarius Thornwell	6	6
Brenton Williams	5	8

30+ points	'13-14	Career
Brenton Williams	1	2

Double-Figure Rebounding	'13-14	Career
Mindaugas Kacinas	2	5
Demetrius Henry	1	1
Sindarius Thornwell	1	1
Michael Carrera	2	8

5+ assists	'13-14	Career
Tyrone Johnson	3*	3*
Jaylen Shaw	1	1
Duane Notice	5	5
Sindarius Thornwell	4	4

3+ steals	'13-14	Career
Sindarius Thornwell	4	4
Brenton Williams	3	7
Michael Carrera	3	4

2+ blocks	'13-14	Career
Mindaugas Kacinas	4	9
Michael Carrera	8	13
Sindarius Thornwell	3	3
Demetrius Henry	6	6
Desmond Ringer	1	1
Laimonas Chatkevicius	4	9

Double-Doubles	'13-14	Career
Mindaugas Kacinas	1	2
Demetrius Henry	1	1
Sindarius Thornwell	1	1
Michael Carrera	1	6

Clutch Free Throws (under 5 min/OT)	'13-14	Career
Demetrius Henry	1-5	.200
Sindarius Thornwell	19-24	.792
Tyrone Johnson	19-26	.730
Desmond Ringer	2-7	.285
Duane Notice	6-8	.750
Reggie Theus Jr.	2-6	.333
Brenton Williams	21-22	.955
Michael Carrera	11-17	.647
Bruce Ellington	2-2	1.000
Mindaugas Kacinas	6-9	.667
Justin McKie	2-4	.500
Jaylen Shaw	3-3	1.000
Brian Steele	0-2	.000
Totals	94-135	.696

* indicates at South Carolina

Miscellaneous

Largest Halftime Lead	
SC	22, vs. Longwood (Nov. 9, 2013)
Opp	24, Oklahoma State (Dec. 6, 2013)
Smallest Halftime Lead	
SC	1, 3x, last vs. Vanderbilt (Feb. 13, 2014)
Opp	2, LSU (Jan. 11, 2014)
Fewest Points In First Half	
SC	15, vs. Oklahoma State (Dec. 6, 2013)
Opp	15, Longwood (Nov. 9, 2013)
Most Points In First Half	
SC	44, vs. SC State (Jan. 3, 2014)
Opp	45, 2x, last at Georgia (Jan. 22, 2014)
Most Points In Second Half	
SC	56, vs. Marshall (Dec. 30, 2013)
Opp	52, at Georgia (Jan. 22, 2014)
Fewest Points In Second Half	
SC	25, at Baylor (Nov. 12, 2013)
Opp	21, vs. Akron (Dec. 28, 2013)
Most Points in Overtime	
SC	-
Opp	-
Largest Margin of Victory	
SC	38, vs. Longwood (Nov. 9, 2013)
Opp	27, Oklahoma State (Dec. 6, 2013)
Smallest Margin of Victory	
SC	1, vs. Alabama (Feb. 15, 2014)
Opp	1, Ole Miss (Jan. 18, 2014)

2013-14 GAME BY GAME COMPARISON

	Date	Result	FG-A	Pct	3FG-A	Pct	FT-A	Pct	O-D-Total	PF	Pts	A	TO	Blk	Stl	Min	Half
Longwood			13-57	.228	4-22	.182	14-22	.636	9-18-27	19	44	7	13	0	9	200	15
South Carolina	Nov. 9, 2013	W, 82-44	28-57	.491	6-20	.300	20-24	.833	12-38-50	18	82	13	15	8	5	200	37
Baylor			19-50	.380	6-17	.353	22-41	.537	18-28-46	26	66	12	15	6	4	200	38
South Carolina	Nov. 12, 2013	L, 64-66	18-50	.360	3-8	.375	25-36	.694	11-24-35	29	64	14	8	4	9	200	39
Clemson			21-48	.438	5-14	.357	24-26	.923	7-26-33	20	71	14	12	12	8	200	35
South Carolina	Nov. 17, 2013	L, 57-71	23-65	.354	1-10	.110	10-18	.556	21-20-41	21	57	7	13	2	6	200	26
FIU			24-50	.480	6-16	.375	18-21	.857	7-20-27	18	72	13	16	3	9	200	42
South Carolina	Nov. 24, 2013	W, 84-72	30-59	.508	8-19	.421	16-21	.762	12-19-31	15	84	19	13	3	5	200	39
Oklahoma State			25-56	.446	5-22	.227	24-32	.750	14-18-32	17	79	13	7	4	10	200	39
South Carolina	Dec. 6, 2013	L, 52-79	16-45	.356	6-11	.545	14-22	.636	14-22-36	26	52	10	24	4	3	200	15
Manhattan			23-49	.469	6-13	.462	34-39	.872	12-21-33	30	86	13	16	9	11	200	45
South Carolina	Dec. 17, 2013	L, 68-86	22-52	.423	2-7	.286	22-38	.579	12-15-27	23	68	15	16	3	3	200	34
USC Upstate			24-56	.429	6-21	.286	20-35	.571	13-32-45	17	74	17	14	5	8	200	33
South Carolina	Dec. 19, 2013	L, 68-74	23-69	.333	8-29	.276	14-20	.700	17-28-45	24	68	15	12	5	9	200	37
Saint Mary's			22-54	.407	7-19	.368	20-25	.800	13-14-27	20	71	11	11	2	3	200	27
South Carolina	Dec. 22, 2013	W, 78-71	28-48	.583	4-7	.571	18-29	.621	11-21-32	24	78	12	11	3	6	200	33
Boise State			29-54	.537	9-22	.409	13-19	.684	7-21-28	22	80	16	9	3	7	200	43
South Carolina	Dec. 23, 2013	L, 54-80	19-51	.373	4-16	.250	12-18	.667	9-21-30	18	54	6	18	4	3	200	28
Akron			22-58	.379	5-17	.294	10-19	.526	16-19-35	19	59	10	16	8	5	200	31
South Carolina	Dec. 25, 2013	W, 69-59	25-60	.417	2-9	.222	17-21	.810	15-23-38	21	69	12	10	3	6	200	25
Akron			13-40	.325	4-16	.250	15-23	.652	9-18-27	23	45	6	21	3	4	200	24
South Carolina	Dec. 28, 2013	W, 78-45	28-63	.444	8-15	.533	14-19	.737	17-17-34	19	78	20	7	5	6	200	30
Marshall			17-45	.378	1-14	.071	30-47	.638	9-18-27	26	65	9	16	6	2	200	31
South Carolina	Dec. 30, 2013	W, 92-65	34-66	.515	6-12	.500	18-26	.692	18-26-44	32	92	19	11	4	7	200	36
SC State			29-65	.446	5-20	.250	12-18	.667	17-18-35	27	75	14	10	5	7	200	33
South Carolina	Jan. 3, 2014	W, 82-75	25-50	.500	7-15	.467	25-35	.714	11-20-31	16	82	13	13	4	4	200	44
Florida			26-45	.578	5-19	.263	17-24	.708	5-20-25	19	74	16	15	4	10	200	34
South Carolina	Jan. 8, 2014	L, 58-74	18-41	.439	5-10	.500	17-26	.654	9-19-28	20	58	9	21	1	7	200	21
LSU			22-56	.393	5-18	.278	22-35	.629	16-26-42	24	71	13	19	4	14	200	32
South Carolina	Jan. 11, 2014	L, 68-71	20-48	.417	4-11	.364	24-34	.706	7-25-32	28	68	10	19	4	9	200	30
Texas A&M			22-40	.550	7-16	.438	24-41	.585	6-19-25	20	75	14	11	3	6	200	38
South Carolina	Jan. 15, 2014	L, 67-75	23-49	.469	5-18	.278	16-22	.727	12-21-33	31	67	15	17	2	9	200	39
Ole Miss			21-49	.429	5-21	.238	28-37	.757	8-23-31	27	75	9	20	10	12	200	27
South Carolina	Jan. 18, 2014	L, 74-75	22-60	.367	6-21	.286	24-36	.667	18-22-40	29	74	15	21	5	9	200	37
Georgia			27-49	.551	10-18	.556	33-50	.660	13-26-39	26	97	21	14	2	6	200	45
South Carolina	Jan. 22, 2014	L, 76-97	22-48	.458	8-14	.571	24-36	.667	8-19-27	33	76	8	15	4	9	200	34
Missouri			26-48	.542	8-17	.471	22-33	.667	8-25-33	17	82	18	11	3	2	200	38
South Carolina	Jan. 25, 2014	L, 74-82	23-59	.390	10-26	.385	18-22	.818	13-19-32	29	74	12	11	2	5	200	22
Texas A&M			16-45	.356	4-16	.250	16-29	.552	11-14-25	23	52	11	18	2	10	200	21
South Carolina	Jan. 29, 2014	W, 80-52	24-46	.522	6-15	.400	26-32	.750	10-23-33	19	80	11	15	7	11	200	41
Ole Miss			26-59	.441	6-19	.316	17-24	.708	11-17-28	21	75	13	9	5	6	200	40
South Carolina	Feb. 1, 2014	L, 71-75	23-49	.469	7-15	.467	18-27	.667	12-26-38	21	71	13	18	6	3	200	35
Auburn			29-55	.527	5-16	.313	16-20	.800	11-21-32	20	79	16	14	3	8	200	38
South Carolina	Feb. 5, 2014	L, 74-79	27-61	.443	7-17	.412	13-22	.591	16-15-31	17	74	17	12	3	5	200	35
Tennessee			28-53	.528	7-16	.333	9-16	.556	12-24-36	14	72	15	13	5	10	200	45
South Carolina	Feb. 8, 2014	L, 53-72	20-56	.357	3-14	.214	10-13	.769	14-17-31	17	53	8	14	4	9	200	22
Vanderbilt			21-48	.438	3-15	.200	14-23	.609	12-19-31	18	59	9	12	8	5	200	27
South Carolina	Feb. 13, 2014	W, 65-59	24-64	.375	4-13	.308	13-21	.619	26-19-45	22	65	11	11	6	8	200	28
Alabama			18-43	.419	7-15	.467	23-31	.742	7-18-25	20	66	11	10	5	7	200	19
South Carolina	Feb. 15, 2014	W, 67-66	23-47	.489	5-13	.385	16-20	.800	8-19-27	23	67	13	13	5	4	200	28
Arkansas			22-58	.379	8-25	.320	19-28	.679	18-24-42	14	71	14	17	7	13	200	40
South Carolina	Feb. 19, 2014	L, 64-71	22-59	.373	8-19	.421	12-15	.800	14-21-35	20	64	11	19	2	6	200	29

2013-14 RESULTS: OVERALL, 10-16; HOME, 8-5; AWAY, 0-10; NEUTRAL, 2-1; SEC, 3-10

DATE	OPPONENT	W/L	SCORE	RECORD (SEC)	POINTS	REBOUNDS	ASSISTS	BLOCKS	STEALS	ATTENDANCE
Nov. 9	Longwood	W	82-44	1-0 (0-0)	Johnson (18)	Kacinas (14)	Notice (4)	3 with 2	Carrera (2)	8,536 (paid)
Nov. 12	at No. 23/25 Baylor	L	64-66	1-1 (0-0)	Thornwell (20)	Carrera (7)	Johnson (8)	Henry (2)	Thornwell (3)	5,706
Nov. 17	at Clemson	L	71-57	1-2 (0-0)	Kacinas (13)	Kacinas (12)	Johnson/Notice (2)	Henry/Chatkevicius (1)	Thornwell/Carrera (2)	7,283
Nov. 24	FIU	W	84-72	2-2 (0-0)	Johnson (18)	Kacinas (9)	Johnson (7)	Carrera (2)	Williams (2)	9,869 (paid)
Dec. 6	at No. 9/11 Okla. St.	L	79-52	2-3 (0-0)	Shaw (13)	Carrera (7)	Johnson/Shaw (3)	Henry (2)	3 with 1	13,611
Dec. 17	Manhattan	L	86-68	2-4 (0-0)	Thornwell (17)	Thornwell/Kacinas (5)	Thornwell/Johnson (3)	3 with 1	3 with 1	7,573 (paid)
Dec. 19	USC Upstate	L	74-68	2-5 (0-0)	Thornwell (19)	Kacinas (9)	3 with 3	Ringer (2)	Ellington (2)	7,531 (paid)
Dec. 22	vs. Saint Mary's	W	78-71	3-5 (0-0)	Johnson (16)	Henry (8)	4 with 3	3 with 1	Henry (2)	8,093
Dec. 23	vs. Boise State	L	80-54	3-6 (0-0)	Williams (14)	Chatkevicius (6)	Johnson (3)	Henry/Chatkevicius (2)	3 with 1	6,438
Dec. 25	vs. Akron	W	69-59	4-6 (0-0)	Notice (15)	4 with 5	Johnson (5)	3 with 1	Thornwell (2)	6,769
Dec. 28	Akron	W	78-45	5-6 (0-0)	Williams (24)	Carrera (7)	Notice (6)	Kacinas (2)	Kacinas/Johnson (2)	7,802 (paid)
Dec. 30	Marshall	W	92-65	6-6 (0-0)	Johnson/Williams (18)	Ringer (7)	Notice (6)	Carrera (4)	7 with 1	7,935 (paid)
Jan. 3	SC State	W	82-75	7-6 (0-0)	Williams (19)	Henry (11)	Notice (8)	Carrera (2)	4 with 1	7,357 (paid)
Jan. 8	at No. 10/11 Florida	L	74-58	7-7 (0-1)	Johnson (12)	Johnson (6)	Notice (3)	Kacinas (1)	Williams/Thornwell (3)	12,147
Jan. 11	LSU	L	71-68	7-8 (0-2)	Thornwell (25)	Thornwell/Johnson/Ringer (5)	Johnson (3)	Carrera (2)	Kacinas/Williams/Carrera (2)	12,071 (paid)
Jan. 15	at Texas A&M	L	75-67	7-9 (0-3)	Williams (14)	Ringer (9)	Notice (5)	Notice/Chatkevicius (1)	Carrera (4)	9,257
Jan. 18	Ole Miss	L	75-74	7-10 (0-4)	Thornwell (24)	Thornwell (11)	Notice/Thornwell (4)	Chatkevicius/Thornwell (2)	Carrera (3)	14,302 (paid)
Jan. 22	at Georgia	L	97-76	7-11 (0-5)	Thornwell (26)	Carrera/Chatkevicius (6)	Thornwell (4)	Henry/Chatkevicius (2)	Chatkevicius/Shaw (2)	5,366
Jan. 25	at Missouri	L	82-74	7-12 (0-6)	Williams (32)	Carrera (11)	Notice (4)	Carrera/Ringer (1)	Williams (3)	12,033
Jan. 29	Texas A&M	W	80-52	8-12 (1-6)	Notice/Thornwell (19)	Carrera (9)	Notice/Thornwell (3)	Carrera/Henry/Kacinas (2)	Williams (3)	9,950 (paid)
Feb. 1	at Ole Miss	L	71-75	8-13 (1-7)	Williams (23)	Carrera (11)	Thornwell (6)	Carrera (3)	Notice (2)	6,977
Feb. 5	Auburn	L	74-79	8-14 (1-8)	Williams (29)	Carrera (8)	Thornwell (9)	Henry/Kacinas/Thornwell (1)	Thornwell (4)	8,581 (paid)
Feb. 8	at Tennessee	L	53-72	8-15 (1-9)	Thornwell (15)	Kacinas (6)	Thornwell (4)	Chatkevicius (2)	Thornwell (4)	17,215
Feb. 13	Vanderbilt	W	65-59	9-15 (2-9)	Thornwell (19)	Kacinas (7)	Thornwell (6)	Henry/Kacinas (2)	Carrera (3)	9,829 (paid)
Feb. 15	Alabama	W	67-66	10-15 (3-9)	Thornwell (22)	Carrera (7)	Notice (6)	Carrera (4)	Kacinas (2)	8,186 (paid)
Feb. 19	at Arkansas	L	64-71	10-16 (3-10)	Williams (29)	Kacinas (7)	Thornwell (5)	Kacinas/Thornwell (1)	Henry/Williams (2)	15,017

2013-14 STARTING LINEUP WIN-LOSS

Guard	Guard	Guard/Forward	Forward	Forward	2013-14	Games
Johnson	Thornwell	Notice (g)	Henry	Kacinas	2-2	4
Johnson	Thornwell	Carrera (f)	Henry	Kacinas	1-2	3
Johnson	Thornwell	Ellington (g)	Henry	Kacinas	0-2	2
Williams	Thornwell	Notice (g)	Henry	Kacinas	4-3	7
Williams	Thornwell	Notice (g)	Chatkevicius	Ringer	0-1	1
Williams	Thornwell	Notice (g)	Henry	Carrera	1-5	6
Williams	Thornwell	Notice (g)	Kacinas	Carrera	2-1	3

2013-14 GAME-BY-GAME STARTING LINEUPS

OPPONENT, RESULT	GUARD	GUARD	FORWARD/GUARD	FORWARD	FORWARD
Longwood, W	Johnson	Thornwell	Notice (g)	Henry	Kacinas
@Baylor, L	Johnson	Thornwell	Carrera (f)	Henry	Kacinas
@Clemson, L	Johnson	Thornwell	Notice (g)	Henry	Kacinas
FIU, W	Johnson	Thornwell	Carrera (f)	Henry	Kacinas
@Okla. St., L	Johnson	Thornwell	Carrera (f)	Henry	Kacinas
Manhattan, L	Johnson	Thornwell	Ellington (g)	Henry	Kacinas
USC Upstate, L	Johnson	Thornwell	Ellington (g)	Henry	Kacinas
vs. Saint Mary's, W	Johnson	Thornwell	Notice (g)	Henry	Kacinas
vs. Boise State, L	Johnson	Thornwell	Notice (g)	Henry	Kacinas
vs. Akron, W	Williams	Thornwell	Notice (g)	Henry	Kacinas
Akron, W	Williams	Thornwell	Notice (g)	Henry	Kacinas
Marshall, W	Williams	Thornwell	Notice (g)	Henry	Kacinas
SC State, W	Williams	Thornwell	Notice (g)	Henry	Kacinas
@Florida, L	Williams	Thornwell	Notice (g)	Henry	Kacinas
LSU, L	Williams	Thornwell	Notice (g)	Henry	Kacinas
@Texas A&M, L	Williams	Thornwell	Notice (g)	Henry	Kacinas
Ole Miss, L	Williams	Thornwell	Notice (g)	Chatkevicius	Ringer
@Georgia, L	Williams	Thornwell	Notice (g)	Henry	Carrera
@Missouri, L	Williams	Thornwell	Notice (g)	Henry	Carrera
Texas A&M, W	Williams	Thornwell	Notice (g)	Henry	Carrera
@Ole Miss, L	Williams	Thornwell	Notice (g)	Henry	Carrera
Auburn, L	Williams	Thornwell	Notice (g)	Henry	Carrera
@Tennessee, L	Williams	Thornwell	Notice (g)	Henry	Carrera
Vanderbilt, W	Williams	Thornwell	Notice (g)	Kacinas	Carrera
Alabama, W	Williams	Thornwell	Notice (g)	Kacinas	Carrera
@Arkansas, L	Williams	Thornwell	Notice (g)	Kacinas	Carrera
Georgia					
@Auburn					
Kentucky					
Florida					
@Miss. St.					
SEC Tourney					
NCAA Tourney					

CITY CHAPTER DAYS ANNOUNCED FOR GAMECOCK BASKETBALL

The University of South Carolina Athletics Department, along with The Gamecock Club and My Carolina Alumni Association, have partnered in creating several City Chapter Days throughout the 2013-14 basketball season for both the Gamecock men's and women's teams.

The City Chapter Days will give Gamecock Club and Alumni Chapters a game at Colonial Life Arena that is dedicated specifically to their respective members and local business. During each game different chapter leaders and business owners will be recognized for their contributions and support of Gamecock Athletics.

Jan. 11, 2014 - Men's Basketball vs. LSU at 1:30 PM

Charlotte, York & Rock Hill Day

Jan. 18, 2014 - Men's Basketball vs. Ole Miss at 4:30 PM, Greenville Day

Jan. 29, 2014 - Men's Basketball vs. Texas A&M at 7 PM, Irmo Night

Feb. 5, 2014 - Men's Basketball vs. Auburn at 7 PM

Richland County Night

Feb. 12, 2014 - Men's Basketball vs. Vanderbilt at 8 PM,

Lexington Night

Feb. 15, 2014 - Men's Basketball vs. Alabama at 8 PM

Spartanburg Night

Feb. 22, 2014 - Men's Basketball vs. Georgia at 1:30 PM, Charleston Day

Feb. 27, 2014 - Women's Basketball vs. Georgia 7 PM, Gamecock Club and My Carolina Alumni Association Appreciation Night

March 4 2014 - Men's Basketball vs. Florida at 7 PM

Gamecock Club and My Carolina Alumni Association Appreciation Night

**EXHIB. - SOUTH CAROLINA 84, USC AIKEN 72
NOV. 3, 2013/COLONIAL LIFE ARENA**

COLUMBIA, S.C. - In South Carolina's only exhibition game before opening up the season on Nov. 9, the Gamecocks used a pair of first half runs fueled by its defense to take hold a 17-point first-lead before ultimately defeating USC Aiken 84-72. Sophomore guard Michael Carrera led the Gamecocks with 14 points, while sophomore forward Laimonas Chatkevicius added a double-double with 10 points and 11 rebounds.

South Carolina jumped out to a quick 5-1 lead just over two minutes into the game after a jumper from freshman guard Duane Notice. The Pacers though tied it up a minute and a half later on a bucket from senior guard Jesse Seilern and pushed the lead to 9-7 after a 3-pointer from Seilern at the 15:03 mark.

From that point on, the Gamecocks picked up their pressure on the defensive end that resulted in a 10-1 run that was capped off by Carrera turning over Aiken's DeVontae Wright in the backcourt and taking the ball the length of the court for a two-handed dunk.

Wright came back and connected on a 3 on the right side to end a two and half minute drought that saw the Pacers forced into six missed attempts.

Wright's basket was the last for the Pacers for almost seven minutes. After a pair of free throws from the senior guard cut the game to two at the 9:30 mark, South Carolina went on a 16-1 run that started with a dunk from Chatkevicius. Over two minutes later, Notice found Carrera open on the left side as the sophomore marksman drained the triple to push the lead to nine.

Five free throws and buckets from Notice and fellow freshman Demetrius Henry pushed the lead to 33-16. During the next four and a half minute stretch, the Gamecocks forced the Pacers into 12 missed field goal attempts.

With under a minute remaining in the half, Thornwell turned over Aiken, flipped the ball to Notice who found Carrera on the end in transition for an easy dunk, but Seilern's third 3 of the half for the Pacers with five seconds left made it a 17-point game.

After holding USC Aiken to 21 percent shooting in the first half, the Pacers caught fire midway through the second half. With a 62-47 South Carolina lead at the second media timeout at 11:49, USC Aiken went 6-of-10 from the floor to go with four free throws in less than four minutes. After Chatkevicius added a free throw for Carolina at 9:54, the Pacers went on a 13-0 run in under two minutes, highlighted by three-straight 3-pointers from senior guard Ronald Zimmerman. Senior forward Paul Larsen's layup with eight minutes remaining cut the lead to three at 65-62.

The defensive intensity picked back up for the Gamecocks as they went on a 16-2 run over the next 5-plus minutes, primarily at the free-throw line to put the game away.

The run was keyed by senior guard Brenton Williams who hit a big 3 for the Gamecocks to push the lead back up to six with under seven minutes remaining.

To go with Carrera's 14 and Chatkevicius' 10, Thornwell and Williams were also in double figures with 12 and 10 points, respectively. Aiken's Seilern led all scores with 18.

**GAME 1 - SOUTH CAROLINA 82, LONGWOOD 44
NOV. 9, 2013/COLONIAL LIFE ARENA**

COLUMBIA, S.C. - South Carolina (1-0) posted an 82-44 victory in its season opener on Saturday versus Longwood (0-1). The win marked the 13th straight in an opener for the Gamecocks and held head coach Frank Martin's record at a perfect 7-0 in openers for his career. South Carolina junior guard Ty Johnson led all scorers with 18 points, hitting 6-of-9 attempts from the field.

Prior to the start of Saturday's opener, it was announced that Johnson had been granted a waiver from the NCAA allowing him to compete effectively immediately. Johnson went on to score the first points of the contest on a driving lay-up to the right side in his first regular season action since the 2011-12 campaign at Villanova.

Sophomore forward Mindaugas Kacinas set a career high in the game with 14 rebounds, where the Gamecocks out-rebounded the Lancers 50-27. Kacinas pulled down five of Carolina's 12 offensive boards in the game.

South Carolina held Longwood to just 22.8 percent (13-57) shooting, which marked a new Colonial Life Arena record. Longwood's 44 points in the contest were the fewest for a Gamecock opponent since SE Louisiana scored 43 on Dec. 21, 2011. It was the largest margin of victory for Carolina since defeating Alabama A&M 88-50 on Nov. 13, 2009.

The Gamecocks held an early 6-0 lead behind the play of Johnson before a lay-in from Longwood's Tristan Carey put the Lancers on the board with 14:09 to play in the opening half.

Back-to-back 3s from sophomore forward Michael Carrera pushed the Gamecock lead to 18-4 with 11:04 remaining in the first half before Longwood would score five unanswered points over the course of the next three minutes to put the score at 18-9 at the under-eight minute media timeout.

The Lancers would add a jumper with 5:47 remaining, forcing a called time-out for the Gamecocks.

South Carolina would score seven unanswered out of the timeout, and would end the half on a 19-4 run, sparked by consecutive 3s from freshman guard Duane Notice, to hold a 37-15 upperhand at the break. Senior guard Brenton Williams led all scorers in the opening half with 11, while Kacinas pulled down eight rebounds, including four on the offensive glass.

Strong defense from the Gamecocks forced the ninth and 10th turnovers of the contest for the Lancers, with Carolina capitalizing on both with jumpers from freshman guard Sindarius Thornwell and Johnson at the 17:12 mark, which forced a Longwood timeout.

South Carolina continued to bolster its lead through the remainder of the second half. A one-handed dunk from Carrera pushed the lead to 61-24 at the 10:17 mark. The Gamecocks continued to dominate the remainder of the half. Johnson reached his career high for points in the later minutes of the game, and Kacinas pulled down his career high for rebounds, adding eight points to almost reach the double-double.

Williams and Thornwell both posted 14 points in the win, with all of Thornwell's tallies coming in the second half. Carrera added 12 points, nine rebounds and two blocks and Notice led the way with four assists. Carey led Longwood with 12 points in the contest.

**GAME 2 - NO. 23/25 BAYLOR 66, SOUTH CAROLINA 64
NOV. 12, 2013/FERRELL CENTER/WACO, TEXAS**

WACO, Texas - South Carolina battled No. 23/25 Baylor to the wire before coming up just short in a 66-64 loss at the Ferrell Center. Freshman guard Sindarius Thornwell saw a pair of shots fall just short in the final seconds, and forward Michael Carrera was fouled attempting a put-back at the final horn, but officials determined the infraction occurred after time had expired.

Thornwell was the catalyst for the Gamecocks throughout the afternoon, leading all scorers with a season-high 20 points and chipping in four rebounds as Baylor was unable to find an answer for him.

Both teams opened up the game shooting high percentages with South Carolina starting the game hitting eight of its first nine from the field, while Baylor connected on seven of its first eight field goals.

The teams went back and forth throughout the first 20 minutes, both shooting over 48 percent from the field. South Carolina held a slim lead for much of the half, posting its largest lead of four, four times during the period and only trailing twice and taking a 39-38 edge into the locker room at halftime.

With 14:08 left in the game, Baylor grabbed its first lead since the 12:42 mark in the first half when a missed free throw was kicked out to Brady Hespil for a 3-pointer to give the Bears a one-point advantage. After the Gamecocks quickly went back on top, Hespil responded with another triple. South Carolina's Demetrius Henry tied the game at 52-52 with 12:21 remaining.

After Henry gave the Gamecocks a two-point advantage, Baylor got one back on a free throw before forward Cory Jefferson hit a jumper to give the Bears the lead just before the 10-minute mark. Ten seconds later a missed free throw by Jefferson was gathered by Baylor where it was kicked out to Hespil for his third 3-pointer in less than five minutes. The bucket gave the home team its largest lead of the game at 58-54.

Baylor pushed the lead to 60-55, but South Carolina remained persistent and fought back to tie the game at 64-64 on a jumper from Thornwell with 4:20 on the clock.

Trailing 65-64, the Gamecocks forced a stop with just under a minute remaining, but Tyrone Johnson's layup on the other end wouldn't go down. Baylor guard Kenny Chery hit one of two free throws to give the Bears a two-point lead before the Gamecocks called a timeout with 16 seconds remaining.

On the other end, Thornwell got the ball in the corner and drove to the basket, but wasn't able to get his attempt to fall. He quickly stole the ball from Royce O'Neal before getting a second attempt off, which fell short as well. Carrera corralled the rebound, his team-high seventh of the game, and went back up to beat the buzzer, but neither the shot nor the foul called on Baylor occurred before the final horn.

For the game, Gamecock senior guard Brenton Williams had 12 points, while Johnson had eight points and eight assists to go along with four rebounds. Hespil led Baylor with 18 points, going 5-of-10 from behind the 3-point line.

EXHIBITION

**Official Basketball Box Score - Game Totals - Final Statistics
USCA vs South Carolina
11/03/13 2 p.m. at Columbia, S.C. (Colonial Life Arena)**

USCA 72 • 0-0

#	Player	Total		3-Ptr		Rebounds		PF	TP	A	T	Blk	Stl	Min	
		FG	FGA	FG	FGA	FT	FTA								Off
14	Paul Larsen	f	4-7	0-0	7-10	3	6	9	4	15	0	2	0	3	25
32	Alvin Brown	f	0-1	0-0	0-0	0	0	0	0	5	0	1	0	0	4
04	DeVontae Wright	g	2-9	1-1	4-4	1	3	4	5	9	0	3	1	2	22
05	Shane Porchea	g	1-4	0-0	4-8	3	2	5	4	6	0	1	0	1	20
13	Ronald Zimmerman	g	4-15	3-12	2-2	3	1	4	1	13	1	2	0	3	30
00	Hendrix Emu	g	1-2	0-0	0-0	2	1	3	0	2	1	0	0	0	7
01	Derrick Scott	g	0-2	0-1	0-0	0	1	1	0	0	0	0	0	0	8
10	Kinley Branch	g	0-2	0-0	1-2	0	0	0	3	1	0	0	0	0	8
11	Grant Harris	g	3-6	1-3	1-2	1	0	1	2	8	3	2	0	1	20
15	Rick Alderman	g	0-4	0-0	0-1	2	1	3	0	1	2	1	0	1	22
23	Jesse Seilern	g	5-14	4-9	4-6	1	2	3	3	18	2	3	0	3	34
Team			2		1		3								
Totals			20-66	9-28	23-35	18	18	36	31	72	9	16	2	13	200

FG % 1st Half: 7-33 21.2% 2nd half: 13-33 39.4% Game: 20-66 30.3%
 3FG % 1st Half: 5-16 31.3% 2nd half: 4-12 33.3% Game: 9-28 32.1%
 FT % 1st Half: 8-15 53.3% 2nd half: 15-20 75.0% Game: 23-35 65.7%

South Carolina 84 • 0-0

#	Player	Total		3-Ptr		Rebounds		PF	TP	A	T	Blk	Stl	Min	
		FG	FGA	FG	FGA	FT	FTA								Off
14	CHATKEVICIUS, L.	f	3-6	0-0	4-6	4	7	11	3	10	0	2	1	0	26
21	HENRY, Demetrius	f	3-6	0-0	2-4	1	4	5	3	8	0	2	1	0	15
24	CARRERA, Michael	f	4-5	1-1	5-6	1	4	5	2	14	0	3	3	2	17
00	THORNWELL, Sindarius	g	2-3	0-0	8-10	0	5	5	2	12	3	4	1	2	25
10	NOTICE, Duane	g	2-8	0-0	4-4	0	0	2	2	8	6	1	0	1	19
01	WILLIAMS, Brenton	g	1-4	1-3	7-8	0	1	1	0	10	1	0	0	0	26
05	SHAW, Jaylen	g	2-6	0-1	2-2	1	0	1	3	6	1	5	0	0	13
15	THEUS JR., Reggie	g	0-0	0-0	0-0	0	0	0	0	0	0	0	0	0	2
20	MCKIE, Justin	g	3-4	0-0	0-0	0	4	4	1	6	1	1	1	0	21
25	KACINAS, Mindaugas	g	3-4	0-0	2-2	0	4	4	8	1	1	0	0	0	17
32	RINGER, Desmond	g	0-0	0-0	0-0	0	3	3	0	0	2	0	1	1	14
35	STEELE, Brian	g	1-3	0-1	0-1	1	0	1	1	2	0	0	0	0	5
Team			2		4		1								
Totals			24-49	2-6	34-43	10	34	44	24	84	13	22	7	8	200

FG % 1st Half: 13-28 46.4% 2nd half: 11-21 52.4% Game: 24-49 49.0%
 3FG % 1st Half: 1-2 50.0% 2nd half: 1-4 25.0% Game: 3-6 33.3%
 FT % 1st Half: 17-22 77.3% 2nd half: 17-21 81.0% Game: 34-43 79.1%

Officials: Ted Valentine, Tony Greene, Jeff Smith
 Technical fouls: USCA-None. South Carolina-KACINAS, Mindaugas.
 Attendance: 8536
 Exhibition Contest

Score by periods	1st	2nd	Total
USCA	27	45	72
USCA	20	25	45
South Carolina	44	40	84

Points In Off 2nd Fast
 Paint T/O Chance Break Bench
 USCA 20 25 21 13 29
 SC 42 17 8 22 32

Last FG - USCA 2nd-00:42, SC 2nd-02:23.
 Largest lead - USCA by 21:15:03, SC by 21:28:10.1.
 Score tied - 3 times.
 Lead changed - 4 times.

GAME 1

**Official Basketball Box Score - Game Totals - Final Statistics
Longwood vs South Carolina
11/09/13 1 p.m. ET at Columbia, S.C. (Colonial Life Arena)**

Longwood 44 • 0-1

#	Player	Total		3-Ptr		Rebounds		PF	TP	A	T	Blk	Stl	Min	
		FG	FGA	FG	FGA	FT	FTA								Off
20	ZIEGLER, Karl	f	0-6	0-0	5-6	3	4	7	2	5	0	3	0	2	22
24	GETER, Damarion	f	0-0	0-0	0-0	0	3	3	2	0	1	1	0	0	21
44	HAVENSTEIN, Jeff	f	0-1	0-0	0-1	1	2	2	0	0	1	0	0	0	21
12	CAREY, Tristan	g	5-20	2-10	0-1	0	3	3	2	12	0	1	0	2	32
25	WOODHOUSE, Lucas	g	2-9	1-4	4-5	0	4	4	1	9	4	2	0	0	33
01	FISHER, Leron	g	1-5	1-4	2-6	0	1	1	3	5	2	0	0	2	26
03	AILEY, Darrac	g	0-3	0-0	0-0	0	0	3	0	0	1	0	0	7	
05	BELTON, Isaac	g	1-7	0-3	3-4	1	0	1	2	5	0	1	0	13	
10	DUBLIN, Jeylami	g	4-5	0-0	0-0	3	0	3	2	8	0	0	0	0	24
32	AKERS, Tyler	g	0-0	0-0	0-0	0	0	0	0	0	0	0	0	1	
Team			1		2		3								
Totals			13-57	4-22	14-22	9	18	27	19	44	7	13	0	9	200

FG % 1st Half: 6-29 20.7% 2nd half: 7-28 25.0% Game: 13-57 22.8%
 3FG % 1st Half: 1-11 9.1% 2nd half: 3-11 27.3% Game: 4-22 18.2%
 FT % 1st Half: 2-3 66.7% 2nd half: 12-19 63.2% Game: 14-22 63.6%

South Carolina 82 • 0-0

#	Player	Total		3-Ptr		Rebounds		PF	TP	A	T	Blk	Stl	Min	
		FG	FGA	FG	FGA	FT	FTA								Off
21	HENRY, Demetrius	f	1-5	0-0	2-2	2	4	6	2	4	1	0	0	0	31
25	KACINAS, Mindaugas	f	4-6	0-0	0-0	5	9	14	2	8	0	3	2	0	29
00	THORNWELL, Sindarius	g	4-10	0-3	6-7	1	3	4	14	3	2	2	1	26	
04	JOHNSON, Tyrone	g	6-9	0-1	6-7	0	2	2	18	2	4	1	1	24	
10	NOTICE, Duane	g	3-6	2-3	0-0	1	4	5	8	4	3	0	1	19	
01	WILLIAMS, Brenton	g	5-11	2-7	2-2	0	4	4	0	14	1	0	0	22	
05	SHAW, Jaylen	g	0-1	0-1	2-2	0	0	0	1	2	1	0	0	3	
14	CHATKEVICIUS, L.	g	1-1	0-0	0-0	1	3	4	0	2	0	1	0	8	
15	THEUS JR., Reggie	g	0-0	0-0	0-0	0	0	0	0	0	0	0	0	0	
20	MCKIE, Justin	g	0-1	0-0	0-0	0	0	0	0	0	0	0	0	4	
24	CARRERA, Michael	g	4-7	2-5	2-4	7	9	3	12	1	0	2	2	25	
32	RINGER, Desmond	g	0-0	0											

GAME 3 - CLEMSON 71, SOUTH CAROLINA 57
NOV. 17, 2013/LITTLEJOHN COLISEUM/CLEMSON, S.C.

CLEMSON, S.C. - After valiantly fighting back to within one point midway through the second half, South Carolina (1-2) was unable to sustain its comeback bid on the road, falling to Clemson (3-0) 71-57 at Littlejohn Coliseum. Gamecock sophomore forward Mindaugas Kacinas recorded his first double-double of the season with 13 points and 12 rebounds, while Tiger junior forward K.J. McDaniels led all scorers 21 points and grabbing 10 rebounds.

The teams traded made baskets through the first media timeout of the opening half, before back-to-back 3s from Clemson's Adonis Filer and Jordan Roper pushed the Tiger lead to 17-9 at the 12-minute mark.

Laimonas Chatkevicius responded out of the media timeout with a dunk courtesy of an assist from freshman guard Duane Notice, but the Tigers put together a 7-4 run to lead by 11 at 24:13 with 8:54 remaining in the half.

South Carolina suffered a near seven-minute scoring drought through the middle portion of the first half until a 3 from Sindarius Thornwell at the 3:42 mark halted the stretch. Thornwell added a floater on the next possession and another layup with 30 seconds remaining in the half to fuel a 13-9 Gamecock run over the final 3:42 to put the score at 35-26 Clemson at the break.

Clemson scored its last nine points of the first half at the foul line, hitting 9-of-10 attempts during the final 2:51 of the half.

South Carolina hit 33.3 percent (12-36) of its attempts from the floor during the opening half, with the Gamecocks having just three free throw attempts. The Tigers hit 10-of-24 attempts (41.7 percent) and 12-of-14 attempts from the free throw line.

A dunk and jumper from Demetrius Henry sparked an 8-5 Gamecock run out of the break, but Henry was called for his third foul of the second half at the first media timeout, with Carolina trailing the Tigers by six at 40-34 as 15:16 remained on the clock.

Michael Carrera connected for a dunk out of the break, and Tyrone Johnson added a tally from the foul line, as the Gamecocks continued to battle back from a 13-point deficit to trail by just three at 40-37 with 14:21 to play.

The Gamecocks pulled within one at 40-39 following a continuation call on a floater from Carrera in the lane, but the Tigers responded with a 10-1 run over the next three minutes forcing a Gamecock timeout with 10:02 to play, and a 50-40 Clemson advantage.

The Tigers increased their lead to 54-43 at the under-eight minute media timeout and the score stood at 61-49 Clemson following two free throws from Desmond Ringer with 5:37 on the clock.

The Clemson lead climbed to 14 at 63-49, before a 3-point play from Kacinas pulled Carolina within nine at 63-52 and 4:10 on the clock. The Tigers scored five straight from that point to push the lead back to 16.

Clemson's run in the second half was aided by his shooting from the free throw line, hitting nine of its second-half free throws after the Gamecocks closed to within one. The Tigers were 12-12 from the line in the second half and 24-26 (92.3 percent) for the game. On the defensive end, they totaled 12 blocks on the day, with seven coming from McDaniels.

GAME 4 - SOUTH CAROLINA 84, FIU 72
NOV. 24, 2013/COLONIAL LIFE ARENA

COLUMBIA, S.C. - Trailing at the half, South Carolina (2-2) put on the defensive clamps in the second half as they defeated FIU (6-3), 84-72, at Colonial Life Arena this afternoon as four Gamecocks scored in double figures for the second time this season.

Junior Tyrone Johnson matched his season high with 18 points and recorded seven assists, while freshmen Jaylen Shaw and Demetrius Henry had career days with 16 and 14 points, respectively. Shaw went 4-7 from 3-point range. Senior guard Brenton Williams also chipped in 16 points as well.

After forward Rakeem Buckles hit a 3-pointer in the opening minute from the right side to give FIU a 3-1 lead, the Gamecocks answered with six points over the next two minutes to take a four point lead and force the Panthers to call a timeout. FIU guard Jason Boswell cut the deficit to one though with a 3 out of the timeout.

After a long jumper from Buckles gave FIU an 11-9 lead at the 13:56 mark, Shaw responded with a four back 3-pointers to give Carolina a 15-11 advantage.

The Panthers though scored six points over a one-minute span to knot it up at 17-17, but Johnson hit a 3 for Carolina just before the under-12 media timeout to give the Gamecocks a 20-17 lead.

After a 3 from Williams for the Gamecocks out of a 30-second timeout at the 10:11 mark, the Panthers went on an 8-0 run in less than two minutes to take a 27-23 lead.

Carolina was able to equalize at 31-31 with 4:39 remaining in the half after Johnson split the defense and hit a floater with seconds left on the shot clock after pulling the ball back out with under 10 on the clock.

The Gamecocks grabbed a 34-33 lead with 3:10 left after Williams found Shaw in the right corner for his third 3-pointer of the half. Johnson then found sophomore forward Michael Carrera in the same spot minutes later to give the Gamecocks a four-point advantage with under two minutes in the half.

FIU was able to take a one-point lead with 27 seconds left, before Tyrell Murphy went the length of the court in the final seconds and laid it in at the buzzer to give the Panthers a 42-39 lead on the clock. The Panther guard recorded 13 of his game-high 22 points in the first half.

Both teams shot well throughout the half, giving their season averages in the opening half with South Carolina shooting 16-31 (51.6 percent) from the floor, while FIU shot 14-25 (56 percent) from the field and hit 11-13 (84.6 percent) from the free throw line.

With the two teams trading points throughout the early going in the second half that saw three lead changes, a pair of free throws by sophomore forward Mindaugas Kacinas tied the game up at 51-51 at the 15-minute mark. Following a missed jumper from Murphy, freshman guard Sindarius Thornwell found an open Shaw on the right side for his fourth 3 of the game, forcing FIU to call a timeout.

Out of the timeout, Williams stole the ball from Mavin Dennis before finding Shaw for a lay-in at the other end to give the Gamecocks a 56-51 lead with 12:03 remaining. The bucket capped a 9-2 run for Carolina.

After a lay-up by Dennis cut South Carolina's lead to three, Williams hit his second 3-pointer of the game to extend the lead to six. The Panthers answered back though with a pair of 3s over the next two minutes from Dominique Williams and Murphy to cut the Gamecocks lead to 65-61 with 8:24 remaining.

Thornwell ended his three-minute drought with a jumper at the 5:24 mark, which extended South Carolina's lead to six after both teams turned up the defensive pressure. With just under four minutes remaining, Williams turned Murphy over in the backcourt and took it in for a one-handed dunk to push the lead to 69-61.

After Marco Porcher Jimenez cut South Carolina's lead to four with under two minutes to play, Johnson scored five points over the next minute, going 5-6 from free throw line to push the lead to nine.

The Gamecocks hit eight free throws over the final minute and Thornwell added a dunk with seconds remaining to give South Carolina the 84-72 win. The 84 points was the most scored this season by the Gamecocks.

South Carolina held FIU to just 20.5 (27.3 percent) from the field in the second half after the Panthers shot over 55 percent during the first 20 minutes. The Gamecocks shot 30-59 (50.8 percent) from the field for the game, and hit a season-high 8-19 (42.1 percent) from the beyond on arc.

Along with Henry, Johnson, Shaw and Williams who were in double figures, Kacinas recorded nine points and nine rebounds.

GAME 5 - NO. 9/11 OK. STATE 79, S. CAROLINA 52
DEC. 6, 2013/GALLAGHER-IBA ARENA/STILLWATER, OK.

STILLWATER, Okla. - Unable to solve the hot shooting and defensive pressure of No. 9 Oklahoma State (8-1) in the first half, South Carolina (2-3) fell tonight, 79-52, at Gallagher-Iba Arena.

The Gamecocks were led by a strong performance in the second half from freshman guard Jaylen Shaw, who posted 13 points, going 4-5 from the field went 3-4 from 3-point range. Junior Tyrone Johnson chipped in 12 points as well. The combined 25 points though was not enough as the Cowboys' starters, led by Le'Bryan Nash, who had a game-high 16 points, combined for 60 points as all five were in double figures.

Forward Demetrius Henry opened up the game by giving the Gamecocks an early 2-0. Oklahoma State though clamped down on defense after the early bucket holding South Carolina to only one point over the next five-plus minutes as the Cowboys when on a 16-1 run led by the guards Marcus Smart and Markel Brown.

Duane Notice ended the run with a lay-up to make it 16-5 just before the under-12 media timeout. Out of the timeout though, Cowboy center Michael Cobbins had a put-back dunk off of a missed 3-pointer and Oklahoma State's run was back on.

The Cowboys pushed their lead to 27-5 before Johnson hit a 3 with 7:30 remaining in the half. Back-to-back 3-pointers from Smart and Phil Forte minutes later through increased the home team's lead to 35-9.

The Gamecocks held OSU to 1-7 from the field during the final minutes of the half as the Cowboys took a 39-15 lead into the break as the scoring trio of Smart, Brown and Nash combined for 29 points.

Oklahoma State took advantage of 13 South Carolina turnovers, scoring 21 points off of them as the team hit 13-26 (50 percent) from the field and were 10-14 (71.4 percent) from the line. The Gamecocks went 4-20 (20 percent) from the field.

Despite the halftime deficit, the Gamecocks continued to battle over the second half. Shaw kick-started a spurt midway through the half as he connected on a 3-pointer and followed that up with a dunk 30 seconds later to cut the lead to 50-28. Johnson followed that up with a lay-in and pair of free throws before Oklahoma State's Brian Williams responded.

With under nine minutes remaining in the game, Shaw was back to it from beyond the arc as he hit his second and third 3's of the game just minutes apart, with the second making it 70-44 game.

Throughout the final 20 minutes, Oklahoma State outscored South Carolina by three as the Gamecocks found a better rhythm, shooting 12-25 (48 percent) in the second half after going 4-20 (20 percent) in the opening half. The Cowboys though scored 14 points from the free throw line as they maintained their lead.

Guard Bruce Ellington rejoined the team this week after competing with the football team throughout the season. He saw his first game action, playing 17 minutes.

GAME 3



Official Basketball Box Score - Game Totals - Final Statistics
South Carolina vs Clemson
11/17/13 5:00 PM at Clemson, S.C. (Littlejohn Coliseum)

South Carolina 57 • 1-2

##	Player	Total	3-Ptr			Rebounds					PF	TP	A	TO	Bk	Stl	Min
			FG-FGA	FG-FGA	FT-FTA	Off	Def	Total									
21	HENRY, Demetrius	f	4-9	0-0	1-4	3	2	5	9	0	1	1	0	1	0	0	22
25	KACINAS, Mindaugas	f	6-11	0-0	1-2	7	5	12	4	13	0	2	0	1	0	1	31
00	THORNWELL, Sindarius	g	3-5	1-1	3-3	1	3	4	1	10	0	1	0	2	0	31	
04	JOHNSON, Tyrone	g	2-11	0-2	1-2	1	2	3	2	5	2	2	0	1	0	32	
10	NOTICE, Duane	g	1-7	0-2	0-0	2	1	3	2	2	4	0	0	0	0	20	
01	WILLIAMS, Brenton	g	0-5	0-2	0-0	0	2	2	0	0	1	0	0	0	0	19	
05	SHAW, Jaylen	g	0-0	0-0	0-0	0	0	0	0	0	1	0	0	0	0	1	
14	CHATKEVICIUS, L.	g	2-3	0-0	0-0	2	2	3	4	0	1	1	0	0	0	10	
15	THEUS JR., Reggie	g	0-1	0-0	0-0	0	1	1	0	0	0	0	0	0	0	1	
20	MCKIE, Justin	g	0-1	0-1	1-2	1	0	1	0	1	0	0	0	0	0	1	
24	CARRERA, Michael	g	4-9	0-2	1-3	1	1	2	1	9	0	1	0	2	21		
23	RINGER, Desmond	g	1-3	0-0	2-2	0	1	1	3	4	1	0	0	0	0	10	
35	STEELE, Brian	g	0-0	0-0	0-0	0	0	0	0	0	0	0	0	0	0	1	
	Team					3	2	5									
	Totals		23-65	1-10	10-18	11	20	41	21	57	7	13	2	6	200		

FG % 1st Half: 12-36 33.3% 2nd Half: 11-29 37.9% Game: 23-65 35.4%
3FG % 1st Half: 1-5 20.0% 2nd Half: 0-5 0.0% Game: 1-10 10.0%
FT % 1st Half: 1-3 33.3% 2nd Half: 9-15 60.0% Game: 10-18 55.6%

Clemson 71 • 3-0

##	Player	Total	3-Ptr			Rebounds					PF	TP	A	TO	Bk	Stl	Min
			FG-FGA	FG-FGA	FT-FTA	Off	Def	Total									
05	BLOSSOMAGE, Jaron	f	0-1	0-0	0-0	1	1	2	1	0	1	1	2	0	0	0	20
02	McDANIELS, K.J.	f	7-12	1-2	6-6	2	8	10	2	21	1	3	7	2	0	36	
35	NOKO, Lamyarc	c	1-2	0-0	0-0	3	1	4	2	0	1	1	1	0	0	14	
12	HALL, Rod	g	3-7	0-1	8-9	0	3	3	2	14	4	1	0	1	0	32	
01	HARRISON, Damarcus	g	0-4	0-2	0-0	0	2	2	0	0	3	1	0	0	0	13	
01	AJUKWA, Austin	g	0-0	0-0	0-0	0	0	0	1	0	0	1	0	0	0	0	
03	FILER, Adonis	g	3-3	2-2	0-0	0	0	0	2	8	0	3	0	1	0	9	
20	ROPER, Jordan	g	3-8	1-3	8-8	0	5	5	1	15	4	0	1	0	0	30	
33	SMITH, Josh	g	1-3	0-0	1-2	0	1	1	3	3	0	1	0	1	0	17	
42	DJAMBO, Ibrahim	g	3-7	1-4	1-1	0	1	1	2	8	1	0	1	1	0	20	
50	DJITTE, Sidy	g	0-1	0-0	0-0	1	3	4	2	0	0	0	0	0	0	9	
	Team					0	1	1									
	Totals		21-48	5-14	24-26	7	26	33	20	71	14	12	8	200			

FG % 1st Half: 10-24 41.7% 2nd Half: 11-24 45.8% Game: 21-48 43.8%
3FG % 1st Half: 3-5 60.0% 2nd Half: 2-8 25.0% Game: 5-14 35.7%
FT % 1st Half: 12-14 85.7% 2nd Half: 12-12 100.0% Game: 24-26 92.3%

Officials: Bryan Kersey, Mike Eades, Joe Lindsay
Technical fouls: South Carolina-None. Clemson-None.
Attendance: 7283

Score by periods	1st	2nd	Total
South Carolina	26	31	57
Clemson	35	36	71

GAME 4



Official Basketball Box Score - Game Totals - Final Statistics
FIU vs South Carolina
11/24/13 1 p.m. at Columbia, S.C. (Colonial Life Arena)

FIU 72 • 6-3

##	Player	Total	3-Ptr			Rebounds					PF	TP	A	TO	Bk	Stl	Min
			FG-FGA	FG-FGA	FT-FTA	Off	Def	Total									
03	FRINK, Jerome	f	2-4	0-0	4-4	0	3	3	3	8	1	5	2	0	1	32	
15	MURPHY, Tyrell	f	9-13	1-2	3-4	1	4	5	4	22	5	2	0	1	0	39	
21	BUCKLES, Rakeem	f	2-9	1-4	6-6	2	6	8	2	11	0	5	1	2	0	33	
01	BOSWELL, Jason	g	1-3	1-2	0-0	0	1	1	1	3	1	1	0	2	0	22	
22	MAVIN, Dennis	g	4-9	0-1	2-4	1	2	3	3	10	3	0	3	0	0	33	
12	WILLIAMS, Dominique	g	1-4	1-2	0-0	1	0	1	2	3	2	0	0	1	0	18	
23	PORCHER JIMENEZ, M.	g	5-8	2-5	3-3	0	2	3	15	1	0	0	1	0	23		
	Team					2	2	4									
	Totals		24-50	6-16	18-21	7	20	27	18	72	13	16	3	9	200		

FG % 1st Half: 14-25 56.0% 2nd Half: 10-25 40.0% Game: 24-50 48.0%
3FG % 1st Half: 3-5 60.0% 2nd Half: 3-11 27.3% Game: 6-16 37.5%
FT % 1st Half: 11-13 84.6% 2nd Half: 7-8 87.5% Game: 19-21 90.5%

South Carolina 84 • 2-2

##	Player	Total	3-Ptr			Rebounds					PF	TP	A	TO	Bk	Stl	Min
			FG-FGA	FG-FGA	FT-FTA	Off	Def	Total									
21	HENRY, Demetrius	f	7-10	0-0	0-0	3	3	6	3	14	0	0	0	1	0	31	
24	CARRERA, Michael	f	1-6	1-4	0-1	1	4	5	0	3	0	2	2	1	0	25	
25	KACINAS, Mindaugas	f	3-5	0-0	3-4	4	5	9	2	9	0	3	0	0	0	32	
00	THORNWELL, Sindarius	g	4-10	1-1	0-2	1	2	3	3	8	4	1	1	0	0	26	
04	JOHNSON, Tyrone	g	5-10	1-2	7-8	0	0	0									

GAME 6 - MANHATTAN 86, SOUTH CAROLINA 68
DEC. 17, 2013/COLONIAL LIFE ARENA

COLUMBIA, S.C. - South Carolina was unable to overcome the timely shooting and 34 made free throws from Manhattan tonight as the Gamecocks fell 86-68 to the Jaspers at Colonial Life Arena.

Manhattan's George Beamon scored 26 points on night, while fellow senior Michael Alvarado added 20 points, hitting 10-11 from the free throw line. Freshman guard Sindarius Thornwell led the Gamecocks with 17 points and five rebounds as junior Tyrone Johnson added 12 points.

South Carolina (2-4) opened up the game quick as senior guard Bruce Ellington scored five points in a 20-second span after the Jaspers scored the opening basket. Johnson followed that with lay-in and added a free throw to give the Gamecocks an early 8-2 advantage.

From that point on, Manhattan (8-2) raced out to a 10-2 run to reclaim the lead less than three minutes into the game. Carolina was able to tie it up at 18-18 after a Johnson hit a 16-footer as the shot clock expired. After a quick Jasper turnover, Johnson drove through the lane and added a lay-up after a taking a hard foul. The junior hit one of two ensuing free throws to give the Gamecocks a three-point lead.

Beamon responded for the Jaspers, knocking down a 3-pointer on their next possession to tie-up the game at 21-21 with just over 10 minutes remaining in the half.

Tied at 28-28 with 7:01 remaining in the half, Manhattan went on an 8-0 run, going 8-8 from the free throw line. Senior guard Brenton Williams then found freshman Demetrius Henry on the back door for a dunk to end the drought, but Shane Richards answered with a 3-pointer on the Jaspers' next trip.

Manhattan took a 45-34 lead into the half, due in part to going 18-19 (94.7 percent) from the free throw line, outscoring South Carolina by nine from the line.

After only scoring four of his 17 points in the first half, Thornwell asserted himself in the second half, trying to bring the Gamecocks back, but the Jaspers had an answer each time.

Thornwell cut the deficit to five with a pair from the line at 15:32. The Jaspers responded though with five quick points on a 3-pointer from Alvarado and a pair of free throws from Emmy Andujar.

With under 13 minutes to play, Thornwell squared up and hit an open 3. Alvarado responded though with a two free throws to push Manhattan's lead back to 10.

At the 11:31 mark, Mindaugas Kacinas found Michael Carrera sitting underneath for a lay-in as he was fouled. The sophomore converted the three-point play, but again the Manhattan answered from the line. Beamon followed that up with his second 3-pointer of the night to give the Jaspers a 63-53 lead.

Manhattan maintained its lead throughout the remainder of the game to end the night with their seventh road win of the season, 86-68. As a team, Manhattan shot a 42.3-39 (87.2 percent) from the free throw line as the Gamecocks hit 22-52 (44.3 percent) from the field and went 22-38 (57.9 percent) from the line.

GAME 7 - USC UPSTATE 74, SOUTH CAROLINA 68
DEC. 19, 2013/COLONIAL LIFE ARENA

COLUMBIA, S.C. - Holding a three-point lead at the half, South Carolina was unable to keep up with USC Upstate's shooting from the field in the second half (48.1 percent) as the Gamecocks fell 74-68 today at Colonial Life Arena.

Freshman Sindarius Thornwell led South Carolina with 19 points and seven rebounds, and junior Tyrone Johnson chipped in 11 points, but the Spartan offense was keyed by Ricardo Glenn who had a season-high 22 points and 14 rebounds to go along with three others who scored in double figures for USC Upstate.

The Gamecocks (2-5) grabbed an early 4-0 lead after senior guard Bruce Ellington found Johnson cutting to the basket, but the Spartans (6-5) quickly tied the game up, scoring on consecutive possessions before senior forward Torrey Craig the road team a one-point advantage from the line.

Carolina responded with a 10-1 run ignited by back-to-back 3's from Thornwell and Duane Notice in less than three minutes. Sophomore forward Liamonas Chatkevicius capped off the run by tipping in a missed attempt from 3 from Brenton Williams.

After a lay-up from Glenn cut the Gamecocks advantage to 24-14 with seven minutes remaining, Williams pushed the lead back 13 with his first 3-pointer of the game. Less than a minute later, Notice turned over Jodd Maxey and quickly found Williams open on the break on the right side for another 3 to extend the run to 8-2 and push the lead to 32-16.

Fueled by six-straight made field goals to the end the half, that included three 3's over the final four-plus minutes, USC Upstate cut the Gamecock lead to 37-33 at the break. The Spartans outscored Carolina 17-4 to close the half as the Gamecocks shot 2-9 over the final four-plus minutes.

Out of the break, Ellington scored his first points of the game on a 3-pointer to push the home side's lead to seven.

With 14 minutes to play on a fast break, the Spartans looked to cut the Gamecocks advantage to one, but Desmond Ringer tracked back and blocked the lay-up attempt. The rebound was passed ahead to Williams who cut into the lane and found Mindaugas Kacinas under the basket to give them a 45-40 lead.

With under 12 minutes remaining, Williams lost the handle on the ball during a drive into the lane that led to Ty Greene finding Fred Miller on the break for two of his 10 points to cut the Gamecocks lead to 45-44. The Spartans grabbed their first lead since the early going as Miller found ShunQuez Stephens cutting to the basket on the next possession.

Up by one at 52-51 with just over seven minutes to play, Carolina saw the Spartans hit a 10-2 run which Craig capped by dunking a missed 3-point attempt from Greene to push the road team's lead to seven.

Ellington began to push the tempo, hitting a jumper at the opposite end before driving to the basket on the next possession after a steal from Kacinas. The senior's lay-up was off the mark, but Demetrius Henry was there to clean up the miss on a dunk to bring to the Gamecocks within three at 61-58 with less than four minutes remaining.

After a Glenn hit one of two from the line as Henry picked up his fifth foul of the game, Carolina pulled within two as Johnson found Ellington at the top of the key for his second 3-pointer of the day. The Spartans though quickly responded Glenn found Greene in the corner for three of his 10 points.

Down three, Johnson drove to the basket and forced a foul on the Spartans, but the ball wouldn't drop for the junior. He converted on the pair, but Miller converted on a three-point play on the other end to extend the Spartans' lead to 69-65 with 37 seconds. Thornwell missed a 3-point attempt on the Gamecocks following possession.

After shooting 11-29 (37.9 percent) in the first half, the Spartans shot 13-27 (48.1 percent) compared to the Gamecocks second half percentage of 27.8 percent (10-36). South Carolina finished the night shooting 23-69 (33.3 percent) from the field while USC Upstate hit 24-56 (42.9 percent).

GAME 6



Official Basketball Box Score - Game Totals - Final Statistics
Manhattan vs South Carolina
12/17/13 7 p.m. ET at Columbia, S.C. (Colonial Life Arena)

Manhattan 86 • 8-2

##	Player	Total			3-Ptr			Rebounds			PF	TP	A	TO	Bk	Stl	Min
		FG	FGA	FT	FTA	Off	Def	Total									
24	Beamon, George	f	8-13	3-4	7-7	2	3	5	2	26	1	0	0	0	4	29	
05	Brown, Rhameel	f	2-4	0-0	1-2	1	4	5	4	5	0	0	0	0	4	16	
12	Stores, Rashawn	g	0-2	0-2	2-2	0	2	2	4	2	1	0	0	1	16		
23	Williams, Rich	g	4-4	0-0	1-1	1	1	2	4	9	0	0	0	0	7		
11	Alvarado, Michael	g	4-8	2-2	10-11	1	2	3	20	6	2	0	1	0	30		
00	Richards, Shane	g	1-5	1-5	0-0	0	2	2	3	0	2	0	0	2	14		
02	Wilson, Tyler	g	1-2	0-0	0-0	1	1	1	4	2	1	1	0	0	11		
13	Andujar, Emmy	g	1-5	0-0	2-2	2	3	5	2	4	3	5	1	0	26		
30	Pankey, Ashton	g	2-6	0-0	5-8	3	4	5	9	0	1	4	0	0	24		
32	Allen, Carlton	g	0-0	0-0	0-0	0	0	0	0	0	0	0	0	1	2		
33	Kates, Donovan	g	0-0	0-0	6-6	0	1	1	6	1	3	0	0	0	25		
	Team				1	1	2										
Totals			23-49	6-13	34-39	12	21	33	30	86	13	16	9	11	200		
FG % 1st Half: 12-28 42.9%		2nd half: 11-21 52.4%		Game: 23-49 46.9%		Deadball Rebounds											
3FG % 1st Half: 3-8 37.5%		2nd half: 3-5 60.0%		Game: 6-13 46.2%		Rebounds											
FT % 1st Half: 18-19 94.7%		2nd half: 16-20 80.0%		Game: 34-39 87.2%		2											

South Carolina 68 • 2-4

##	Player	Total			3-Ptr			Rebounds			PF	TP	A	TO	Bk	Stl	Min
		FG	FGA	FT	FTA	Off	Def	Total									
21	HENRY, Demetrius	f	2-6	0-0	0-2	1	1	2	4	0	1	0	0	0	19		
25	KACINAS, Mindaugas	f	3-4	0-0	1-4	1	4	5	7	2	1	1	1	24			
00	THORNWELL, Sindarius	g	3-9	1-2	10-13	2	3	5	0	17	3	1	1	36			
04	JOHNSON, Tyrone	g	3-8	0-0	6-11	1	2	3	12	3	3	0	0	27			
23	ELLINGTON, Bruce	g	3-6	1-4	0-0	1	1	3	7	2	3	0	0	23			
01	WILLIAMS, Brenton	g	0-1	0-1	0-0	0	0	0	1	0	1	0	0	6			
05	SHAW, Jaylen	g	0-2	0-0	0-0	0	1	1	0	2	2	0	0	15			
10	NOTICE, Duane	g	0-0	0-0	0-0	0	0	0	1	0	1	3	0	7			
14	CHATKEVICIUS, L.	g	3-6	0-0	1-2	1	3	4	7	0	0	0	0	16			
15	THEUS JR., Reggie	g	0-0	0-0	0-0	0	0	0	0	0	0	0	0	2			
20	MCKIE, Justin	g	0-0	0-0	0-0	0	0	0	0	0	0	0	0	4			
24	CARRERA, Michael	g	2-8	0-0	4-4	3	1	4	10	1	0	0	0	14			
32	RINGER, Desmond	g	3-2	0-0	0-2	0	0	0	4	0	0	0	0	5			
35	STEELE, Brian	g	0-0	0-0	0-0	0	0	0	0	0	0	0	0	2			
	Team				2	1	3										
Totals			22-52	2-7	22-38	12	15	27	23	68	15	16	3	200			
FG % 1st Half: 12-26 46.2%		2nd half: 10-26 38.5%		Game: 22-52 42.3%		Deadball Rebounds											
3FG % 1st Half: 1-3 33.3%		2nd half: 1-4 25.0%		Game: 2-7 28.6%		Rebounds											
FT % 1st Half: 9-19 47.4%		2nd half: 13-19 68.4%		Game: 22-38 57.9%		11.2											

Officials: Doug Shows, Anthony Jordan, Michael Stephens
Technical fouls: Manhattan-None. South Carolina-None.
Attendance: 7573

Score by periods	1st	2nd	Total	Points	In	Off	2nd	Fast	Bench
Manhattan	45	41	86	32	22	15	12	24	
South Carolina	34	34	68	34	21	11	6	21	

Last FG - MAN 2nd-00:18, SC 2nd-01:00.
Largest lead - MAN by 18 2nd-01:21, SC by 6 1st-18:31.

Score tied - 6 times.
Lead changed - 6 times.

GAME 8 - S. CAROLINA 78, RV/RV SAINT MARY'S 71
DEC. 22, 2013/STAN SHERIFF CENTER/HONOLULU, HI.
HAWAIIAN AIRLINES DIAMOND HEAD CLASSIC

HONOLULU, Hawaii - South Carolina (3-5) opened play at the Hawaiian Airlines Diamond Head Classic on Sunday with a 78-71 victory over previously unbeaten Saint Mary's (9-1) behind four Gamecocks scoring in double-figures, including a team high 16 from junior guard Tyrone Johnson and a career high 12 points from sophomore forward Laimonas Chatkevicius.

The Gamecocks shot a stellar 58.3 percent (28-48) from the field in the win, including a 4-of-7 (57.1%) mark from 3-point range. The shooting percentage for the Gamecocks was the highest since Carolina hit 57.7 percent (30-52) in a win vs. Arkansas on Jan. 26, 2013. South Carolina held the Gaels to 40.7 percent (22-54) from the floor in the game.

South Carolina held a one-point lead after freshman forward Demetrius Henry blocked a shot by SMC's Stephen Holt, and responded with a fast break lay-up at the opposite end, for a 7-6 Gamecock advantage with 14 minutes remaining in the first half.

Carolina played solid defense in the early part of the contest, holding Saint Mary's to just 4-of-17 from the field through the first 11 minutes.

The Gamecocks led 16-8 near the nine-minute mark before the Gaels responded with a quick 6-0 run fueled by a 3, and another 3-point play from Holt. The Gamecocks responded with a 7-0 run of their own behind a 3 and fast break lay-in from Johnson through the seven-minute mark to lead 23-14 with six minutes to play.

South Carolina extended its lead to as many as 12 during the opening half, but the Gaels began to close the gap with a pair of 3s on back-to-back possessions from James Walker III with just over 90 seconds to play in the frame. Freshman guard Sindarius Thornwell hit a jumper during the stretch, but Holt scored his 10th point of the half on a lay-in at the buzzer to put the score at 33-27 Gamecocks at 10:00.

South Carolina played with stellar energy and stifling defense through the first half. The Gaels hit just 9-of-31 (29.0%) during the opening frame, far below their season average of 48 percent, with the Gamecocks connecting on 10-of-22 (45.5%), led by Johnson's 10 points, in the first half. Henry was big on the boards for Carolina during the opening half, pulling down a season high eight rebounds in just the opening 20 minutes of play.

Saint Mary's scored three quick points out of the break on a lay-in and free throw from junior forward Brad Waldow. The Gamecocks would score on consecutive possessions, a dunk from Chatkevicius and jumper from freshman guard Duane Notice, but Waldow would add two more buckets at the opposite end and the score stood at 37-33 Carolina through the 18-minute mark.

South Carolina would score on the next three possessions, with the Gaels' Jordan Giusti providing a 3 during the stretch. Carolina's lead was 43-37 at the under-16 minute media timeout.

The Gaels would answer, as a lay-in from Walker tied the contest at 45 with 12:49 to play. The teams traded baskets through the next possessions and the contest was tied at 50 at the under-12 minute media timeout of the half.

Chatkevicius connected for dunks on consecutive possessions out of the timeout and Carolina took a four-point lead at 54-50, 10:36 to play.

Back and forth play continued, but consecutive baskets from Johnson near the nine-minute mark pushed Carolina's lead to 59-54. The score stayed close, before a 3-point play from Notice with just under six on the clock pushed Carolina's lead to 66-60.

Thornwell scored back-to-back lay-ups with the second pushing Carolina's lead to 70-62 with 4:16 to play in the contest. The Gaels responded with a 3 from Kerry Carter with just under four minutes to play and the score stood at the final media timeout of the set.

Giusti hit one of two free throws for the Gaels out of the timeout, but SMC collected an offensive rebound on the miss, and Levesque scored a lay-in on the possession to put the score at 70-68.

Williams extended Carolina's lead to 73-68 on his second made 3 of the contest with 2:12 showing on the clock. The teams would once again trade baskets, but Chatkevicius would score two of his 12 points, and Thornwell would hit two from the line with under 30 seconds remaining to seal the win for the Gamecocks.

The victory snapped a three-game losing streak for Carolina. Thornwell would add 13 points in the win, and Notice posted a season high 11.

GAME 8



Official Basketball Box Score - Game Totals - Final Statistics
South Carolina vs Saint Mary's
12/22/13 6:00 p.m. at Stan Sheriff Center - Honolulu, HI

South Carolina 78 • 3-5 (1-0 DHC)

##	Player	Total			3-Ptr			Rebounds			PF	TP	A	TO	Bk	Stl	Min
		FG	FGA	FT	FTA	Off	Def	Total									
00	THORNWELL, Sindarius	f	5-12	0-1	3-4	2	3	5	1	13	3	0	0	0	34		
04	JOHNSON, Tyrone	g	6-9	1-1	3-4	0	3	3	16	3	4	0	0	36			
10	NOTICE, Duane	g	4-5	1-1	2-3	0	1	2	11	2	1	0	0	20			
21	HENRY, Demetrius	g	3-5	0-0	0	3	5	6	0	0	1	2	0	20			
25	KACINAS, Mindaugas	g	2-3	0-0	2-3	1	0	1	4	6	0	2	0	14			
01	WILLIAMS, Brenton	g	2-6	2-4	2-2	0	2	0	8	3	1	0	1	29			
05	SHAW, Jaylen	g	0-0	0-0	0-0	0	0	0	0	0	0	0	0	1			
14	CHATKEVICIUS, L.	g	5-6	0-0	2-4	2	5	7	4	12	0	2	1	21			
24	CARRERA, Michael	g	1-1	0-0	1-2	0	0	0	2	3	0	1	1	9			
32	RINGER, Desmond	g	0-1	0-0	3-6	0	0	0	3	3	0	1	0	12			
	Team				3	2	5										
Totals			28-48	4-7	18-29	11	21	32	24	78	12	11	3	200			
FG % 1st Half: 12-22 54.5%		2nd half: 16-26 61.5%		Game: 28-													

GAME 9 - BOISE STATE 80, SOUTH CAROLINA 54 DEC. 23, 2013/STAN SHERIFF CENTER/HONOLULU, HI. HAWAIIAN AIRLINES DIAMOND HEAD CLASSIC

HONOLULU, Hawaii - South Carolina (3-6) suffered an 80-54 loss to Boise State (10-2) in the semifinals of the Hawaiian Airlines Diamond Head Classic on Monday. The Gamecocks will face Akron on Wednesday, Dec. 25, in the third-place game at 6:30 p.m. ET at ESPN2.

Senior guard Brenton Williams led Carolina with 14 points in the game, and freshman guard Duane Notice added 13. The Gamecocks recorded just six assists and 18 turnovers on the night, hitting 37.3 percent (19-51) from the field, compared to the 53.7 percent (29-54) from the Broncos. Junior guard Anthony Drmic paced Boise State with a game high 30 points and three steals.

The veteran Broncos jumped out to an early 9-4 lead behind seven points from Drmic. The Broncos extended their lead to as many as nine in the early goings before a 3 from Williams and lay-in from Notice brought the score to 15-9 Broncos with 12:50 remaining in the first half.

South Carolina started just 4-of-12 from the floor to open the contest and both teams struggled near the eight-minute mark to find the basket with Boise State holding a 22-15 advantage.

A 3 from Boise State's Thomas Bropleh was answered with a 3 from Williams with 5:03 on the clock in the first half to bring the score to 29-21 Broncos.

Junior guard Tyrone Johnson completed a 3-point play from the line after a Broncos foul with just under three minutes remaining in the half, but the Gamecocks would add just two more points before the break. Boise State's Nick Duncan hit a 3 with 40 seconds remaining and Bropleh connected on a lay-in just before the halftime buzzer for a 43-28 Broncos lead at the half.

South Carolina shot just 38 percent (10-26) in the opening stanza, compared to 53.6 percent (15-28) from Boise State. Williams recorded 10 points to pace the Gamecocks and Drmic scored 21 for Boise State in the half. The Broncos also scored 12 points off of 11 Gamecock turnovers in the set.

Notice scored five points early in the second half, but Boise State's Ryan Watkins connected for a pair of lay-ups and Drmic a free throw to put the Broncos lead at 48-33 with 16:41 to play.

A lay-in from Williams broke a four-minute scoreless streak for Carolina at the 13:46 mark. Boise State answered with lay-ups on consecutive possessions from Drmic and Bropleh and the Gamecocks trailed 56-35 with just over 12 minutes to play.

South Carolina continued to struggle from the floor. Jeff Elorriaga hit 3s on consecutive Broncos possessions, before sophomore forward Brian Steele hit his first basket of the contest, a 3, with 8:08 showing on the clock to put the score at 67-40 Boise State.

The Gamecocks battled the remainder of the half, but Boise State's lead was too much and the Broncos closed the 80-54 victory.

GAME 10 - SOUTH CAROLINA 69, AKRON 59 DEC. 25, 2013/STAN SHERIFF CENTER/HONOLULU, HI. HAWAIIAN AIRLINES DIAMOND HEAD CLASSIC

HONOLULU, Hawaii - South Carolina trailed by as many as nine in the first half, but the Gamecocks (4-6) out-scored Akron 44-28 in the second half to defeat the Zips (6-4) 69-59 to take third place at the Hawaiian Airlines Diamond Head Classic on Christmas Day in Honolulu. Five Gamecocks scored in double-figures, led by freshman guard Duane Notice with a season high 15 points.

"I was proud of our guys," South Carolina head coach Frank Martin said. "I thought we played real hard against Saint Mary's and didn't play very good against Boise, they had a lot to do with it, but proud of our young team that we didn't dwell on that negative moment and really came out today and battled."

"Today we tried to stick to our disciplines. And we fought and made the effort plays, we came up with the loose balls and we got on the offensive glass which created extra possessions and put us on the foul line."

The Gamecocks won the rebound battle 38-35 and scored 46 points in the paint. After poor shooting in the opening half, Carolina hit 46.7 percent in the second half to finish the contest with a 41.7 percentage (25-60) from the floor. Akron hit just 37.9 percent (22-58) for the game.

South Carolina committed a near season low 10 turnovers in the game, including just two giveaways in the second half. The Zips committed 16 turnovers, which led to 20 Carolina points, including 14 in the second half.

South Carolina committed three turnovers early in the contest, which led to four points for Zips and Akron found itself with a 6-0 lead with just under 17 minutes showing on the clock, which forced Gamecock head coach Frank Martin to call an early timeout.

A 3 from senior guard Brenton Williams brought the Gamecocks within three at 10-7 at the 13-minute mark. The teams traded baskets midway through the half before a lay-in from Notice on an assist from Williams tied the contest at 13 with 9:27 showing.

Akron's Jake Kretzer hit a 3 for the Zips and Demetrius Treadwell added one from the free throw line, but the Gamecocks responded with another 3 from Williams and dunk from freshman guard Sindarius Thornwell to take their first lead of the game at 18-17 with 7:33 to play before the half.

A lay-in from freshman forward Desmond Ringer with 2:26 remaining in the first half broke a five-minute scoreless streak for Carolina and put the score at 24-20 Zips. Akron would score five unanswered in a span of 30 seconds to lead by nine with 1:46 remaining.

South Carolina would end the half on a 5-2 run with a 3-point play from Notice and jumper from sophomore forward Michael Carrera and the score stood at 31-25 Akron at the half.

The Gamecocks hit 11-of-30 attempts for a 36.7 percentage in the first half from the floor, with the Zips slightly better at 40 percent (12-30). Akron converted eight Gamecock turnovers into eight points, and the Zips tallied nine second-chance points in the half, compared to four for the Gamecocks on seven offensive rebounds.

Two Akron turnovers led to four points at the foul line from Thornwell early in the second half to bring the Gamecocks within two to 35-33.

South Carolina continued to play aggressively on both ends out of the under-16 minute media timeout. Carrera scored on a lay-in following a made free throw from Akron's Quincy Diggs, and Williams hit two from the free throw line to give South Carolina a 37-36 uphurd with 15:14 remaining. Back and forth play followed with Treadwell and Diggs adding lay-ups for the Zips, but Carrera, Notice and Williams responded with jumpers for Carolina and the score stood at 43-42 Gamecocks at the under-12 minute media timeout.

Junior guard Ty Johnson extended the lead with a pair from the line, and Notice put the score at 49-43 Gamecocks with just under 11 minutes remaining.

A pair of free throws from Williams gave Carolina a 53-45 uphurd with just over seven minutes to play, but Treadwell connected for two free throws and Diggs hit a 3 from the corner to pull the Zips within five at 55-50 with 5:31 showing. Following a Carolina timeout, Johnson hit his fourth consecutive free throw and Carolina's lead was seven.

Notice converted lay-ups on consecutive possessions for his 15th point of the contest, stealing a pass attempt from the Zips on the second basket to put the Carolina lead at 63-56 at the final media timeout of the contest.

Akron had their chances late in the contest, unable to convert on several lay-ups due to high pressure from Carolina's defense at the basket.

Johnson hit a lay-in with one second remaining on the shot clock with under a minute to play, and sophomore forward Mindaugas Kacinas added a with a dunk to put the score at 67-56 Gamecocks.

Akron's Quincy would hit a late 3, but Ringer connected for two at the free throw line to secure the 69-59 Gamecock victory.

Thornwell and Williams posted 12 points each in the win, and Carrera and Johnson contributed 10 pieces. Johnson's five assists were also a game high.

GAME 10



Official Basketball Box Score - Game Totals - Final Statistics
Akron vs South Carolina
12/25/13 1:30pm at Stan Sheriff Center - Honolulu

Akron 59 • 6-4

#	Player	Total		3-Ptr		Rebounds			PF	TP	A	T	Bk	Stl	Min
		FG	FGA	FG	FGA	FT	FTA	Off							
01	TREADWELL, Demetrius	* 4-9	0-0	4-5	2	5	7	12	0	2	0	1	33		
03	EVANS, Nyles	* 2-7	0-2	1-2	0	0	3	5	0	2	0	21			
10	HARNEY, Nick	* 4-10	0-0	1-3	6	0	6	9	3	1	0	25			
21	MACADAMS, Reggie	* 1-3	0-2	2-3	2	1	3	4	0	1	0	18			
34	FORSYTHE, Pat	* 2-3	0-0	0-1	1	2	4	4	0	2	3	14			
40	IBITAYO, Deji	1-3	1-2	0-0	1	4	5	3	2	0	3	13			
12	BETANCOURT, Carmelo	0-2	0-1	0-0	0	0	0	0	0	0	0	2			
13	DIGGS, Quincy	3-9	2-5	2-5	1	3	4	10	4	4	0	27			
15	KRETZER, Jake	2-5	2-5	0-0	1	2	3	6	1	1	0	24			
23	JOHNSON, Isaiah	3-7	0-0	0-0	1	2	2	6	0	2	1	13			
Team															
Totals		22-58	5-17	10-19	16	19	35	19	59	10	16	8	5	200	
FG % 1st Half:		12-30	40.0%	2nd Half:	10-28	35.7%	Game:		22-58	37.9%	Deadball Rebounds		5.3		
3FG % 1st Half:		2-7	28.6%	2nd Half:	3-10	30.0%	Game:		5-17	29.4%					
FT % 1st Half:		5-10	50.0%	2nd Half:	5-9	55.6%	Game:		10-19	52.6%					

South Carolina 69 • 4-6

#	Player	Total		3-Ptr		Rebounds			PF	TP	A	T	Bk	Stl	Min
		FG	FGA	FG	FGA	FT	FTA	Off							
00	THORNWELL, Sindarius	* 4-11	0-2	4-5	0	4	4	2	12	2	2	1	29		
01	WILLIAMS, Brenton	* 3-8	2-4	4-4	1	3	4	2	12	2	0	1	30		
10	NOTICE, Duane	* 7-12	0-1	1-2	1	4	5	15	1	4	0	1	33		
21	HENRY, Demetrius	* 0-1	0-0	0-0	0	0	0	0	0	1	0	9			
25	KACINAS, Mindaugas	* 2-3	0-0	0-0	0	0	0	3	4	0	0	1	15		
04	JOHNSON, Tyrone	2-8	0-0	6-6	1	4	5	3	10	5	2	0	22		
05	SHAW, Jaylen	0-0	0-0	0-0	0	0	0	0	0	0	0	0	1		
14	CHATKEVICIUS, L.	1-3	0-0	0-2	2	4	1	2	1	0	0	10			
24	CARRERA, Michael	5-8	0-1	0-0	2	3	5	10	0	1	0	19			
32	RINGER, Desmond	1-5	0-0	2-4	3	2	5	3	4	1	1	26			
35	STEELE, Brian	0-1	0-1	0-0	0	0	0	1	0	0	0	6			
Team															
Totals		25-60	2-9	17-21	15	23	38	21	69	12	10	3	6	200	
FG % 1st Half:		11-30	36.7%	2nd Half:	14-30	46.7%	Game:		25-60	41.7%	Deadball Rebounds		2.1		
3FG % 1st Half:		2-7	28.6%	2nd Half:	2-9	22.2%	Game:		5-17	29.4%					
FT % 1st Half:		1-2	50.0%	2nd Half:	16-19	84.2%	Game:		17-21	81.0%					

Officials: Kipp Kissinger, Michael Greenstein, Tommy Short
Technical fouls: Akron-None. South Carolina-None.
Attendance:
Hawaiian Airlines Diamond Head Classic - 3rd Place Game

Score by periods	1st	2nd	Total
Akron	28	31	59
South Carolina	25	44	69

Last FG - AKRON 2nd-00:24, SC 2nd-00:30.
Largest lead - AKRON by 9 1st-01:46, SC by 11 2nd-00:30.

GAME 11 - SOUTH CAROLINA 78, AKRON 45 DEC. 28, 2013/COLONIAL LIFE ARENA

COLUMBIA, S.C. - Playing for the second time since Christmas, South Carolina (5-6) cruised to a 78-45 win in today's rematch with Akron (6-5) at Colonial Life Arena behind a stellar day from senior guard Brenton Williams who tied a career-high in 3-pointers (6) and field goal attempts (17) as he led all scorers with 24 points.

To go with Williams' 6-9 shooting from beyond the arc, sophomore Michael Carrera chipped in a season-best 13 points as well as seven rebounds. Sophomore Mindaugas Kacinas also tallied double-figures on the afternoon with 11 points. Akron was led by Quincy Diggs who recorded 13 points.

After the Zips grabbed an early 4-0 lead, the Gamecocks quickly erased it from the 3-point line as Sindarius Thornwell and Williams hit back-to-back 3s to open up the game for Carolina.

Williams extend the lead to five just under five minutes into the game, but Akron hit a 7-0 spurt over the next three minutes as Deji Ibitayo collected five of five points during the run that gave the Zips a 14-12 lead.

After reclaiming the lead on a pair of free throws from Kacinas, the sophomore extended the lead to three with a lay-in after a strong drive through the lane from Duane Notice freed him up under the rim. A rebound on a his own missed free throw from Thornwell on the Gamecocks next possession allowed Carolina push the lead to 24-18. Notice collected one of his career-high six assists as he found Williams on the right side for an open 3.

Akron managed to cut the deficit to two with 1:46 remaining, but the strong shooting from Williams continued as the senior hit his third 3-pointer of the half. Williams ended the half with 11 points, hitting a season-high three 3's as the Gamecocks took a 30-24 lead into the half.

South Carolina continued its first-half momentum into the second 20 minutes. After missing on its first two shots of the half, the Gamecocks raced out to a 17-1 run with six different players scoring in the opening eight-plus minutes of the half. The Gamecocks held the Zips to 0-6 from field during the stretch as they pushed the lead to 47-25 with 12:24 remaining in the game.

After Pat Forsythe hit a jumper to end the drought for the Zips, Williams connected on his fourth and fifth 3s of the afternoon on back-to-back possessions to give the Gamecocks a 53-27 lead with 10:49 left.

With just over eight minutes remaining, the Gamecocks went on an 11-0 run starting with Carrera passing his season-high mark with his 13th point of the day. The three-minute stretch also saw Kacinas score four of his 11 points as the Gamecocks took a 69-35 lead.

During the run, Williams tied John Roche's school record for consecutive made free throws at 41. Williams' stretch dates back to Feb. 28, 2013 when he hit the second of two free throws against Missouri. Roche accumulated his streak during the 1970 season in a four game stretch (Wake Forest, Davidson, Duke, at N.C. State) from Feb. 9-18.

The 33-point win for the Gamecocks was keyed by a season-high 20 assists to only seven turnovers. Four days ago, Carolina had 12-10 ratio against Zips in its 10-point win at the Diamond Head Classic.

The Gamecocks had a strong performance defensively on the afternoon as they turned the Zips over 21 times and held them to 13-40 (32.5 percent) from the field. Carolina finished the day shooting 28-63 (44.4 percent), going 8-15 (53.3 percent) from 3.

GAME 11



Official Basketball Box Score - Game Totals - Final Statistics
Akron vs South Carolina
12/28/13 4 p.m. ET at Columbia, S.C. (Colonial Life Arena)

Akron 45 • 6-5

#	Player	Total		3-Ptr		Rebounds			PF	TP	A	T	Bk	Stl	Min
		FG	FGA	FG	FGA	FT	FTA	Off							
01	TREADWELL, Demetrius	f 2-7	0-0	0-2	1	1	2	1	4	0	5	0	1	30	
10	HARNEY, Nick	f 0-1	0-0	0-0	0	0	0	1	0	0	0	0	6		
34	FORSYTHE, Pat	f 2-2	0-0	2-3	1	4	5	3	6	0	1	1	21		
03	EVANS, Nyles	g 1-4	0-1	0-2	0	2	2	2	2	2	1	0	18		
21	MACADAMS, Reggie	g 0-2	0-3	0-0	1	1	2	2	0	1	0	10			
02	CHEATHAM, Jr., Kwan	g 0-1	0-1	2-2	1	0	1	4	2	0	1	0	9		
40	IBITAYO, Deji	3-6	2-4	0-0	0	1	1	8	0	0	0	15			
12	BETANCOURT, Carmelo	1-3	0-1	0-0	0	0	0	2	2	0	4	0	16		
13	DIGGS, Quincy	4-8	2-4	3-4	1	4	5	13	4	7	0	32			
15	KRETZER, Jake	0-3	0-2	2-2	1	2	3	2	0	0	0	20			
23	JOHNSON, Isaiah	0-2	0-0	6-8	2	2	4	3	6	0	1	2	17		
Team															
Totals		13-40	4-16	15-23	9	18	27	23	45	6	21	3	4	200	
FG % 1st Half:		8-21	38.1%	2nd Half:	5-19	26.3%	Game:		13-40	32.5%	Deadball Rebounds		6.3		
3FG % 1st Half:		2-5	40.0%	2nd Half:	2-11	18.2%	Game:		4-16	25.0%					
FT % 1st Half:		6-8	75.0%	2nd Half:	9-15	60.0%	Game:		15-23	65.2%					

South Carolina 78 • 5-6

#	Player	Total		3-Ptr		Rebounds			PF	TP	A	T	Bk	Stl	Min
		FG	FGA	FG	FGA	FT	FTA	Off							
21	HENRY, Demetrius	f 4-10	0-0	0-1	3	3	6	2	8	0	0	0	1	22	
25	KACINAS, Mindaugas	f 3-5	0-0	5-5	1	2	4	11	0	3	2	2	26		
00	THORNWELL, Sindarius	g 3-7	0-2	0-2	3	3	3	8	2	1	1	1	20		
01	WILLIAMS, Brenton	g 8-17	6-9	2-2	0	1	1	0	24	1	0	0	33		
10	NOTICE, Duane	g 0-4	0-2	3-4											

GAME 12 - SOUTH CAROLINA 92, MARSHALL 65
DEC. 30, 2013/COLONIAL LIFE ARENA

COLUMBIA, S.C. - After scoring 78 points two days ago, South Carolina (6-6) followed Saturday's performance with its best offensive showing of the season tonight, defeating Marshall (5-8) 92-65 at Colonial Life Arena.

The Gamecocks were led by Tyrone Johnson and Brenton Williams who each scored 18 points on the night. Along with Duane Notice (13) and Demetrius Henry (12), the four combined for 61 of the team's 92 points. Shawn Smith led the Herd with 19 points, while Ryan Taylor chipped in 18.

Williams continued his hot shooting of late from beyond the arc by hitting his first two to give Carolina an early 6-4 lead. After a pair of free throws from Taylor tied-up the game, the Gamecocks went on a 8-3 run as Henry scored four points for Carolina in the paint on consecutive possessions.

As the Herd cut the deficit to three, Henry was there again to extend the lead, hitting a pair of jumpers to push the Gamecocks lead 20-13 with eight minutes remaining.

With Carolina holding a 24-18 lead, Marshall went on a 11-4 run over a two-plus minute span to take a 29-28 lead with 3:55 remaining in the half, its first since taking 4-3 lead early in the game. The Herd went 6-6 from the line during the stretch.

The Gamecocks regained the lead though on a jumpers from Michael Carrera and Johnson. After trading field goals, and the lead, Carolina finished the half on 6-0 run to end the half and take a 36-31 lead into the break after holding Marshall without a field goal over the final 2:44.

Despite allowing the Herd to convert on only eight field goals in the opening 20 minutes, the visitors went 14-20 (70 percent) from the free throw line as the Gamecocks were whistled for 16 fouls.

South Carolina opened the second half on a 9-3 run to take a 45-34 advantage. Sindarius Thornwell scored the three of the first five points of the half after sitting much of the first half with two fouls.

The Herd was able to get the deficit back down to seven with less than 16 minutes to play after a Taylor scored on put back. The Gamecocks quickly countered though as Williams found Notice open in the left corner for a 3. The triple ignited a 14-1 Carolina run over the next three minutes. The freshman ended the night two points off his career-high, but tied his high in assists with six and set a new high in rebounds with six.

With 9:15 remaining, Williams drove to basket and scored a lay-up after being fouled. The senior went to the line and converted on the three-point play and passed John Roche's school record for consecutive free throws made in the process with his 42nd in a row. Williams' streak dates back to Feb. 28, 2013 versus when he hit the second of two free throws versus Missouri.

On Marshall's following possession, Williams turned over Smith and took it the other way to give the Gamecocks a 71-48 lead after a quick 8-2 run with 8:39 remaining.

Holding an 18-point lead with under seven minutes left, Johnson scored six straight points to extend to the Gamecocks lead to 80-57. The junior finished the night by totaling 18 points for the third time this season.

Carolina closed out the game out-scoring the Herd 12-8, to finished off the 92-65 win.

For only the second time this season, South Carolina hit over 55 percent from the field, going 34-66 (56.8 percent), while the defense held Marshall to 37.8 percent (17-45). The shooting helped Carolina negate a 12-point advantage for the Herd on the free throw line as the visitors hit 30-46 (65.2 percent) from the stripe compared to the Gamecocks who were 18-25 (72 percent). Carolina held a decided advantage on the boards at 45-27.

GAME 12



Official Basketball Box Score -- Game Totals -- Final Statistics
Marshall vs South Carolina
12/30/13 7 p.m. ET at Columbia, S.C. (Colonial Life Arena)

Marshall 65 • 5-8

#	Player	Total		3-Pr		Rebounds		PF	TP	A	T	Bk	Stl	Min
		FG-FGA	FG-FGA	FT-FTA	FT-FTA	Off	Def							
21	GOARD, TyQuane	f	1-3	0-0	2-4	2	1	3	3	4	1	0	0	22
25	TAYLOR, Ryan	f	6-11	1-2	5-8	1	4	5	18	1	0	3	1	29
01	CANTY, Kareem	g	2-15	0-6	7-8	0	2	2	3	11	1	1	1	38
02	THOMAS, Chris	g	3-6	0-3	4-9	0	1	1	5	10	3	0	1	17
15	BOYKINS, DeVince	g	0-1	0-0	1-3	0	2	2	1	0	0	0	0	26
00	SMITH, Shawn	g	4-6	0-1	11-15	2	1	3	2	19	1	3	0	29
13	SANE, Cheikh	g	1-1	0-0	0-0	1	2	3	3	2	0	2	1	17
02	MANNING, Tamron	g	0-1	0-1	0-0	0	2	2	0	0	0	0	0	15
34	MBO, Yous	g	0-0	0-0	0-0	0	0	0	3	0	0	0	0	5
35	LOOP, Austin	g	0-1	0-1	0-0	0	0	0	0	0	0	0	0	2
Team					3		6							
Totals			17-45	1-14	10-47	9	18	27	26	65	9	16	6	2

FG % 1st Half: 9-22 36.4% 2nd Half: 9-23 39.1% Game: 17-45 37.8%
3FG % 1st Half: 1-7 14.3% 2nd Half: 0-7 0.0% Game: 1-14 7.1%
FT % 1st Half: 14-21 66.7% 2nd Half: 16-26 61.5% Game: 30-47 63.8%

South Carolina 92 • 6-6

#	Player	Total		3-Pr		Rebounds		PF	TP	A	T	Bk	Stl	Min
		FG-FGA	FG-FGA	FT-FTA	FT-FTA	Off	Def							
21	HENRY, Demetrius	f	6-7	0-0	0-0	2	2	2	5	12	0	0	0	14
25	KACINAS, Mindaugas	f	2-5	0-0	0-0	3	2	5	3	4	2	2	0	16
00	THORNWELL, Sindarius	g	1-3	0-0	1-2	0	1	1	3	3	0	0	0	9
01	WILLIAMS, Brenton	g	7-11	3-5	1-1	0	1	1	4	18	3	2	0	20
10	NOTICE, Duane	g	4-8	1-2	4-5	2	4	6	2	13	6	2	0	31
04	JOHNSON, Tyrone	g	6-10	2-2	4-6	0	3	3	1	18	3	1	0	30
05	SHAW, Jaylen	g	0-2	0-0	4-4	0	1	1	4	1	0	0	0	17
12	CONSTABLE, Austin	g	0-2	0-1	0-0	0	0	0	1	0	0	0	0	2
14	CHATKEVICIUS, L.	g	1-3	0-0	0-0	1	1	2	0	2	0	0	0	8
15	THEUS JR., Reggie	g	1-2	0-0	1-4	3	0	3	0	3	1	0	0	4
20	MCKIE, Justin	g	1-3	0-1	1-2	2	2	4	0	3	0	0	1	4
34	CARRERA, Michael	g	2-4	0-0	2-2	2	3	5	8	1	3	4	1	22
32	RINGER, Desmond	g	2-4	0-0	0-0	1	6	7	3	4	0	1	0	14
35	STEELE, Brian	g	0-2	0-1	0-0	1	0	1	5	0	1	0	0	9
Team					1		3							
Totals			34-66	6-12	18-26	18	26	44	32	92	19	11	4	7

FG % 1st Half: 13-29 44.8% 2nd Half: 21-37 56.8% Game: 34-66 51.5%
3FG % 1st Half: 2-3 66.7% 2nd Half: 4-9 44.4% Game: 6-12 50.0%
FT % 1st Half: 8-9 88.9% 2nd Half: 10-17 58.8% Game: 18-26 69.2%

Officials: Mike Nance, Pat Adams, Terry Moore
Technical fouls: Marshall-None. South Carolina-None.
Attendance: 7935

Score by periods	1st	2nd	Total
Marshall	31	34	65
South Carolina	36	56	92

Last FG - MAR 2nd-03:09, SC 2nd-06:09. Score tied - 2 times.
Largest lead - MAR by 1 1st-17:48, SC by 27 2nd-00:09. Lead changed - 6 times.

GAME 13 - SOUTH CAROLINA 82, SC STATE 75
JAN. 3, 2014/COLONIAL LIFE ARENA

COLUMBIA, S.C. - After a furious second-half rally from the visitors, South Carolina (7-6) grinded out an 82-75 win tonight over South Carolina State (4-9) at Colonial Life Arena as the Gamecocks shot 50 percent from the field for the second straight game.

Four Gamecocks ended the night in double figures as senior Brenton Williams led all scorers with 19 points on an efficient 6-7 from the field and 2-3 from 3-point range. Freshman Demetrius Henry recorded his first career double-double with 10 points and a career-high 11 rebounds. Senior forward Matthew Hezekiah led the Bulldogs with 18 points and five rebounds, while fellow senior Theron Stephens added 15 points.

Carolina opened the game on a 5-0 run after a jumper from Williams and three points from Duane Notice. The Bulldogs were able to pull within two at 6-4 after a Devin Joint tipped in a missed jumper from Hezekiah, but Notice responded for the Gamecocks with his sixth point in the first four minutes.

Palmer answered for SC State with a 3 of his own, but Williams connected from 3 on the other end for the Gamecocks as they took a 12-7 lead. That 3-pointer started a 9-1 run for home team that Williams capped off 43rd and 44th consecutive made free throws as he pushed South Carolina's lead to 18-8 with just over 12 minutes to play.

Following Johnson's first 3 of the game just two minutes later, Laimonas Chatkevicius began to impose himself inside as he scored on three-straight possessions as Notice earned three of his career-high eight assists during the stretch.

With 1:31 left in the half, a quick 5-0 run after a jumper from Notice and Williams' second three of the game, the Gamecocks held their largest lead of the half of 15. The Bulldogs though turned up the pressure on the final possession after getting two points back. Darrion Eastmon picked off a pass attempt from Notice in the backcourt and dished it to Darryl Palmer for the lay-up on the break.

South Carolina held a 44-33 lead at the break after shooting 15-29 (51.7 percent) from the field and going 6-12 from behind the arc.

SC State continued its late first-half run into the second as Stephens hit back-to-back 3s in the first minute and a half to cut the deficit to 44-39. After a pair of free throws from Sindarius Thornwell three minutes in, the Bulldogs went on a 6-0 run, punctuated by Joint dunking a missed shot to cut to the game to two at 50-48 with 15:23 on the clock.

Despite seeing the game cut to one a minute later, the Gamecocks were able to maintain the lead until the Bulldogs came up with another 6-0 run to tie-up the game at 60-60 with 7:02 to play. On the ensuing possession though, Notice found Thornwell open on the right side where he drained his lone 3-pointer on the night.

With SC State trying to get momentum back with the score at 70-65 with under four minutes remaining, Johnson found an opening in the lane and split two defenders as he drove to the basket for a left-handed lay-in as he was fouled. The junior converted the free throw to push the lead to eight. He finished the night with 17 points.

The Gamecocks sealed their fourth-straight win as they hit 9-12 from the free throw line during the final minutes.

South Carolina went 25-50 (50 percent) from the field and 7-15 (46.7 percent) from the 3-point line, while SC State shot 29-65 (44.6 percent) from the field and 5-20 (25 percent) from 3.

GAME 13



Official Basketball Box Score -- Game Totals -- Final Statistics
SC State vs South Carolina
1/3/14 7 p.m. at Columbia, S.C. (Colonial Life Arena)

SC State 75 • 4-9

#	Player	Total		3-Pr		Rebounds		PF	TP	A	T	Bk	Stl	Min
		FG-FGA	FG-FGA	FT-FTA	FT-FTA	Off	Def							
30	PALMER, Darryl	f	5-7	2-2	0-0	1	5	6	4	12	0	1	0	28
33	RADOVIC, Luka	f	0-1	0-0	1-1	1	2	3	1	0	2	0	0	8
00	WHITE, Jalen	g	3-6	0-1	2-4	1	1	2	3	8	5	0	0	22
02	STEPHENS, Theron	g	5-12	3-8	2-2	1	0	1	2	15	2	1	0	22
15	JOINT, Devin	g	4-6	0-0	1-2	4	3	7	2	9	3	1	2	26
02	SMITH, Jordan	g	0-2	0-0	0-0	0	0	0	1	0	0	0	0	3
04	KIRSKY, Patrick	g	1-4	0-0	2-4	3	1	4	1	4	1	0	2	15
05	ADAMS, Adama	g	1-10	0-2	0-0	0	2	4	8	1	2	0	0	21
11	MITCHELL, Shaquiel	g	0-2	0-0	0-0	1	1	2	0	1	0	0	1	11
22	HEZEKIAH, Matthew	g	7-9	0-0	4-5	2	3	5	1	18	0	1	0	29
23	EASTMON, Darron	g	0-0	0-0	0-0	0	0	1	3	0	1	0	1	2
32	WRIGHT, Koran	g	0-6	0-5	0-0	0	1	1	3	0	1	0	1	13
Team					3		3							
Totals			29-65	5-20	12-18	17	18	35	27	75	14	10	5	7

FG % 1st Half: 12-29 41.4% 2nd Half: 17-36 47.2% Game: 29-65 50.0%
3FG % 1st Half: 3-7 42.9% 2nd Half: 2-13 15.4% Game: 5-20 25.0%
FT % 1st Half: 6-10 60.0% 2nd Half: 6-8 75.0% Game: 12-18 66.7%

South Carolina 82 • 7-6

#	Player	Total		3-Pr		Rebounds		PF	TP	A	T	Bk	Stl	Min
		FG-FGA	FG-FGA	FT-FTA	FT-FTA	Off	Def							
21	HENRY, Demetrius	f	5-11	0-0	0-1	4	7	11	3	10	0	3	1	32
25	KACINAS, Mindaugas	f	0-0	0-0	3-6	3	6	9	1	3	0	2	1	28
00	THORNWELL, Sindarius	g	1-6	1-3	5-6	0	4	4	3	8	0	0	0	22
01	WILLIAMS, Brenton	g	6-7	2-3	5-5	0	0	0	1	19	3	0	0	30
10	NOTICE, Duane	g	3-8	1-4	6-8	1	0	1	0	13	8	6	1	34
04	JOHNSON, Tyrone	g	5-9	2-2	5-7	0	1	1	2	17	1	0	0	24
05	SHAW, Jaylen	g	2-4	1-3	0-0	0	1	1	2	5	0	0	0	9
14	CHATKEVICIUS, L.	g	3-3	0-0	0-0	1	1	2	1	6	0	0	0	4
24	CARRERA, Michael	g	0-2	0-0	1-2	0	0	0	3	1	0	1	2	16
32	RINGER, Desmond	g	0-0	0-0	0-0	0	0	0	0	0	0	0	0	1
Team					2		2							
Totals			25-50	7-15	25-35	11	20	31	16	82	13	13	4	20

FG % 1st Half: 15-29 51.7% 2nd Half: 10-21 47.5% Game: 25-50 50.0%
3FG % 1st Half: 6-10 60.0% 2nd Half: 1-3 33.3% Game: 7-15 46.7%
FT % 1st Half: 8-12 66.7% 2nd Half: 17-25 68.0% Game: 25-35 71.4%

Officials: Tony Greene, John Hampton, Lamar Simpson
Technical fouls: SC State-WHITE, Jalen. South Carolina-None.
Attendance: 7357

Score by periods	1st	2nd	Total
SC State	21	37	58
South Carolina	44	38	82

Last FG - SC State 2nd-00:00, SC 2nd-03:27. Score tied - 1 time.
Largest lead



#23 - BRUCE ELLINGTON

SENIOR | GUARD | 5'9" | 196 | 3VL

MONCK'S CORNER, S.C./BERKELEY

ELLINGTON'S CAREER HIGHS

POINTS

31, at Furman (Dec. 22, 2010)

FIELD GOALS

11, at Furman (Dec. 22, 2010)

FIELD GOAL ATTEMPTS

23, at Furman (Dec. 22, 2010)

3-POINT FIELD GOALS

6, twice, last vs. Vanderbilt (Jan. 8, 2011)

3-POINT FIELD GOAL ATTEMPTS

13, twice, last vs. Tennessee (Feb. 16, 2011)

FREE THROWS

7, twice, last vs. Kentucky (Feb. 5, 2013)

FREE THROW ATTEMPTS

11, vs. Arkansas (Jan. 19, 2011)

REBOUNDS

9, vs. Missouri (Jan. 22, 2013)

ASSISTS

8, vs. WKU (Nov. 27, 2010)

BLOCKS

2, vs. LSU (Feb. 14, 2013)

STEALS

4, at Michigan State (Nov. 16, 2010)

MINUTES PLAYED

46, vs. WKU (Nov. 27, 2010)

ELLINGTON'S SEASON HIGHS

POINTS

8, vs. USC Upstate (Dec. 19, 2013)

FIELD GOALS

3, twice, last vs. USC Upstate (Dec. 19, 2013)

FIELD GOAL ATTEMPTS

13, vs. USC Upstate (Dec. 19, 2013)

3-POINT FIELD GOALS

2, vs. USC Upstate (Dec. 19, 2013)

3-POINT FIELD GOAL ATTEMPTS

8, vs. USC Upstate (Dec. 19, 2013)

FREE THROWS

2, at Oklahoma State (Dec. 6, 2013)

FREE THROW ATTEMPTS

2, at Oklahoma State (Dec. 6, 2013)

REBOUNDS

2, vs. USC Upstate (Dec. 19, 2013)

ASSISTS

2, twice, last vs. USC Upstate (Dec. 19, 2013)

BLOCKS

1, twice, last vs. USC Upstate (Dec. 19, 2013)

STEALS

2, vs. USC Upstate (Dec. 19, 2013)

MINUTES PLAYED

29, vs. USC Upstate (Dec. 19, 2013)

2013-14

Opponent	Date	GS	Min	FG	FGA	Pct	3FG	3FGA	Pct	FT	FTA	Pct	Off	Def	Tot	Avg	PF	FO	A	TO	Blk	Stl	Pts	Avg
Longwood	11/9/13	-	-	-	-	-	-	-	-	-	-	-	-	-	-	-	-	-	-	-	-	-	-	-
at Baylor	11/12/13	-	-	-	-	-	-	-	-	-	-	-	-	-	-	-	-	-	-	-	-	-	-	-
at Clemson	11/17/13	-	-	-	-	-	-	-	-	-	-	-	-	-	-	-	-	-	-	-	-	-	-	-
Fla. International	11/24/13	-	-	-	-	-	-	-	-	-	-	-	-	-	-	-	-	-	-	-	-	-	-	-
at Oklahoma St.	12/6/13	17	0-2	.000	0-1	.000	2-2	1.000	1	0	1	1.0	0	1	1.0	2	0	1	1	0	1	2	2.0	
Manhattan	12/17/13	*	23	3-6	.500	1-4	.250	0-0	1.000	1	0	1	1.0	3	0	2	3	1	0	7	4.5			
USC Upstate	12/19/13	*	29	3-13	.230	2-8	.250	0-0	1.000	0	2	2	1.3	3	0	2	0	1	2	8	5.7			
vs. Saint Mary's	12/22/13	-	-	-	-	-	-	-	-	-	-	-	-	-	-	-	-	-	-	-	-	-	-	-
vs. Boise State	12/23/13	-	-	-	-	-	-	-	-	-	-	-	-	-	-	-	-	-	-	-	-	-	-	-
vs. Akron	12/25/13	-	-	-	-	-	-	-	-	-	-	-	-	-	-	-	-	-	-	-	-	-	-	-
Akron	12/28/13	-	-	-	-	-	-	-	-	-	-	-	-	-	-	-	-	-	-	-	-	-	-	-
Marshall	12/30/13	-	-	-	-	-	-	-	-	-	-	-	-	-	-	-	-	-	-	-	-	-	-	-
SC State	1/3/14	-	-	-	-	-	-	-	-	-	-	-	-	-	-	-	-	-	-	-	-	-	-	-
at Florida	1/8/14	-	-	-	-	-	-	-	-	-	-	-	-	-	-	-	-	-	-	-	-	-	-	-
LSU	1/11/14	-	-	-	-	-	-	-	-	-	-	-	-	-	-	-	-	-	-	-	-	-	-	-
at Texas A&M	1/15/14	-	-	-	-	-	-	-	-	-	-	-	-	-	-	-	-	-	-	-	-	-	-	-
Ole Miss	1/18/14	-	-	-	-	-	-	-	-	-	-	-	-	-	-	-	-	-	-	-	-	-	-	-
at Georgia	1/22/14	-	-	-	-	-	-	-	-	-	-	-	-	-	-	-	-	-	-	-	-	-	-	-
at Missouri	1/25/14	-	-	-	-	-	-	-	-	-	-	-	-	-	-	-	-	-	-	-	-	-	-	-
Texas A&M	1/29/14	-	-	-	-	-	-	-	-	-	-	-	-	-	-	-	-	-	-	-	-	-	-	-
at Ole Miss	2/1/14	-	-	-	-	-	-	-	-	-	-	-	-	-	-	-	-	-	-	-	-	-	-	-
Auburn	2/5/14	-	-	-	-	-	-	-	-	-	-	-	-	-	-	-	-	-	-	-	-	-	-	-
at Tennessee	2/8/14	-	-	-	-	-	-	-	-	-	-	-	-	-	-	-	-	-	-	-	-	-	-	-
Vanderbilt	2/12/14	-	-	-	-	-	-	-	-	-	-	-	-	-	-	-	-	-	-	-	-	-	-	-
Alabama	2/15/14	-	-	-	-	-	-	-	-	-	-	-	-	-	-	-	-	-	-	-	-	-	-	-
at Arkansas	2/19/14	-	-	-	-	-	-	-	-	-	-	-	-	-	-	-	-	-	-	-	-	-	-	-
Georgia	2/22/14	-	-	-	-	-	-	-	-	-	-	-	-	-	-	-	-	-	-	-	-	-	-	-
at Auburn	2/26/14	-	-	-	-	-	-	-	-	-	-	-	-	-	-	-	-	-	-	-	-	-	-	-
Kentucky	3/1/14	-	-	-	-	-	-	-	-	-	-	-	-	-	-	-	-	-	-	-	-	-	-	-
Florida	3/4/14	-	-	-	-	-	-	-	-	-	-	-	-	-	-	-	-	-	-	-	-	-	-	-
at Miss. State	3/8/14	-	-	-	-	-	-	-	-	-	-	-	-	-	-	-	-	-	-	-	-	-	-	-

SEASON NOTES

Declared for the 2014 NFL Draft on Jan. 3, 2014, and will not complete his senior season with the men's basketball team. Ellington concludes his career on the hardwood for the Garnet and Black with 80 career games played and 66 starts. He scored 893 points for an 11.3 points per game average. The Moncks Corner, S.C., native averaged 3.0 assists, 2.7 rebounds and 1.0 steals in 30.4 minutes per game. Ellington posted 39 double-figure scoring games in his career, including eight 20-point games and one 30-point effort, a career high 31 points at Furman during his freshman season of 2010-11.

Joined the men's basketball squad for practice on Tuesday, Dec. 2 ... Posted two points in first contest of the season at No. 9/11 Oklahoma State (Dec. 6) ... Posted seven points, including the first five of the game, vs. Manhattan (Dec. 17) ... Scored eight points, with two assists and two steals vs. USC Upstate (Dec. 19) ... Will practice and compete with the Gamecock football team through the Capital One Bowl on Jan. 1, 2014 ... In the Capital One Bowl, had six receptions for 140 yards and two touchdowns ...

CAREER STATISTICS

Season	GP-GS	Min	Avg	FG	FGA	Pct	3FG	3FGA	Pct	FT	FTA	Pct	Off	Def	Tot	Avg	PF	FO	Ast	TO	Blk	Stl	Pts	Avg
2010-11	30-30	928	30.9	138	423	.326	61	198	.308	47	74	.635	25	75	100	3.3	75	0	97	87	0	31	384	12.8
2011-12	24-15	697	29.0	100	280	.357	39	118	.331	26	34	.765	18	37	55	2.3	53	0	74	54	2	16	265	11.0
2012-13	23-19	741	32.2	78	233	.335	23	82	.280	48	74	.649	16	43	59	2.6	64	2	62	66	5	29	227	9.9
2013-14	3-2	69	23.0	6	21	.286	3	13	.231	2	2	1.000	2	2	4	1.3	8	0	5	4	2	3	17	5.7
Totals	80-66	2435	30.4	322	957	.336	126	411	.307	123	184	.668	61	157	218	2.7	200	2	238	211	9	79	893	11.3

CAREER SEC STATISTICS

Season	GP-GS	Min	Avg	FG	FGA	Pct	3FG	3FGA	Pct	FT	FTA	Pct	Off	Def	Tot	Avg	PF	FO	Ast	TO	Blk	Stl	Pts	Avg
2011	16-16	500	31.3	69	237	.291	31	122	.254	23	35	.657	18	32	50	3.1	41	0	42	43	0	14	192	12.0
2012	16-14	511	31.9	72	209	.344	26	85	.306	18	24	.750	14	28	42	2.6	34	0	58	40	1	14	188	11.8
2013	18-18	606	33.7	61	191	.319	19	68	.279	34	54	.630	13	33	46	2.6	50	2	57	52	4	26	175	9.7
Totals	50-48	1617	32.3	202	637	.317	76	275	.276	75	113	.664	45	93	138	2.8	125	2	157	135	5	54	555	11.1



#1 - BRENTON WILLIAMS

SENIOR | GUARD | 5'11" | 172 | 2VL
KISSIMMEE, FLA./OSCEOLA HIGH SCHOOL/
SANTA FE COLLEGE

WILLIAMS' CAREER HIGHS

- POINTS**
38, vs. Miss. State (March 6, 2013)
- FIELD GOALS**
11, at Arkansas (Feb. 19, 2014)
- FIELD GOAL ATTEMPTS**
20, at Arkansas (Feb. 19, 2014)
- 3-POINT FIELD GOALS**
7, at Missouri (Jan. 25, 2014)
- 3-POINT FIELD GOAL ATTEMPTS**
14, at Missouri (Jan. 25, 2014)
- FREE THROWS**
12, vs. Miss. State (March 6, 2013)
- FREE THROW ATTEMPTS**
12, vs. Miss. State (March 6, 2013)
- REBOUNDS**
5, twice, last vs. Vandy (March 9, 2013)
- ASSISTS**
4, twice, last vs. Miss. State (March 13, 2013)
- BLOCKS**
1, 5 times, last vs. App State (Dec. 19, 2012)
- STEALS**
5, vs. Western Carolina (Nov. 11, 2011)
- MINUTES PLAYED**
38, last vs. Auburn (Feb. 5, 2014)

WILLIAMS' SEASON HIGHS

- POINTS**
32, at Missouri (Jan. 25, 2014)
- FIELD GOALS**
11, at Arkansas (Feb. 19, 2014)
- FIELD GOAL ATTEMPTS**
20, at Arkansas (Feb. 19, 2014)
- 3-POINT FIELD GOALS**
7, at Missouri (Jan. 25, 2014)
- 3-POINT FIELD GOAL ATTEMPTS**
14, at Missouri (Jan. 25, 2014)
- FREE THROWS**
9, twice, last at Missouri (Jan. 25, 2014)
- FREE THROW ATTEMPTS**
9, twice, last at Missouri (Jan. 25, 2014)
- REBOUNDS**
4, twice, last vs. Akron (Dec. 25, 2013)
- ASSISTS**
3, 3x, last vs. SC State (Jan. 3, 2014)
- BLOCKS**
-
- STEALS**
3, 3x, last vs. Texas A&M (Jan. 29, 2014)
- MINUTES PLAYED**
38, Auburn (Feb. 5, 2014)

2013-14

Opponent	Date	GS	Min	FG-FGA	Pct	3FG-3FGA	Pct	FT-FTA	Pct	Off	Def	Tot	Avg	PF	FO	A	TO	Blk	Stl	Pts	Avg
Longwood	11/9/13	22	5-11	.454	2-7	.285	2-2	1.000	0	4	4	4.0	0	1	0	0	1	0	0	14	14.0
at Baylor	11/12/13	29	3-7	.428	2-5	.400	4-4	1.000	0	2	2	3.0	2	0	1	0	0	1	12	13.0	
at Clemson	11/17/13	19	0-5	.000	0-2	.000	0-0	.000	0	2	2	2.7	0	1	0	0	0	0	0	8.7	
Fla. International	11/24/13	18	4-8	.500	2-5	.400	6-6	1.000	1	1	2	2.5	2	0	2	2	0	2	16	10.5	
at Oklahoma St.	12/6/13	2	0-0	.000	0-0	.000	0-0	.000	0	0	0	2.0	0	0	0	0	0	0	0	8.4	
Manhattan	12/17/13	6	0-1	.000	0-1	.000	0-0	.000	0	0	0	1.7	1	0	1	1	0	0	0	7.0	
USC Upstate	12/19/13	20	3-9	.333	2-8	.250	0-0	.000	0	2	2	1.7	0	0	2	2	0	1	8	7.1	
vs. Saint Mary's	12/22/13	29	2-6	.333	2-4	.500	2-2	1.000	0	2	2	1.8	0	0	3	1	0	1	8	7.3	
vs. Boise State	12/23/13	29	4-12	.333	2-7	.285	4-4	1.000	1	2	3	1.9	3	0	0	2	0	1	14	8.0	
vs. Akron	12/25/13	* 30	3-8	.375	2-4	.500	4-4	1.000	1	3	4	2.1	2	0	2	0	0	1	12	8.4	
Akron	12/28/13	* 33	8-17	.470	6-9	.667	2-2	1.000	0	1	1	2.0	0	0	1	0	0	0	24	9.8	
Marshall	12/30/13	* 20	7-11	.636	3-5	.600	1-1	1.000	0	1	1	1.9	0	0	3	2	0	1	18	10.5	
SC State	1/3/14	* 30	6-7	.857	2-3	.667	5-5	1.000	0	0	0	1.8	1	0	3	0	0	0	19	11.2	
at Florida	1/8/14	* 25	4-10	.400	2-6	.333	0-0	.000	0	1	1	1.7	1	0	1	2	0	3	10	11.1	
LSU	1/11/14	* 35	3-13	.231	2-7	.286	3-4	.750	0	3	3	1.8	2	0	2	4	0	2	11	11.1	
at Texas A&M	1/15/14	* 36	3-10	.300	2-6	.333	6-6	1.000	0	3	3	1.9	1	0	0	3	0	0	14	11.3	
Ole Miss	1/18/14	* 33	0-10	.000	0-6	.000	9-9	1.000	0	2	2	1.9	2	0	1	2	0	1	9	11.1	
at Georgia	1/22/14	* 35	6-11	.545	4-7	.571	2-2	1.000	0	0	0	1.8	0	0	1	2	0	1	18	11.5	
at Missouri	1/25/14	* 36	8-16	.500	7-14	.500	9-9	1.000	0	1	1	1.7	3	0	1	0	0	3	32	12.6	
Texas A&M	1/29/14	* 35	5-11	.455	4-8	.500	4-6	.667	0	2	2	1.8	0	0	1	2	0	3	18	12.9	
at Ole Miss	2/1/14	* 34	6-12	.500	5-8	.625	6-6	1.000	2	1	3	1.8	1	0	1	0	0	0	23	13.3	
Auburn	2/5/14	* 38	10-14	.714	6-10	.600	3-3	1.000	0	0	0	1.7	1	0	1	0	0	0	29	14.0	
at Tennessee	2/8/14	* 34	2-8	.250	1-4	.250	3-3	1.000	2	2	4	1.8	0	0	2	1	0	0	8	13.8	
Vanderbilt	2/12/14	* 37	5-11	.455	2-6	.333	2-2	1.000	1	2	3	1.9	0	0	2	0	0	0	14	13.8	
Alabama	2/15/14	* 30	4-8	.500	2-4	.500	0-0	.000	2	0	2	1.9	2	0	0	0	0	0	10	13.6	
at Arkansas	2/19/14	* 36	11-20	.550	6-13	.462	1-1	1.000	0	2	2	1.9	1	0	1	3	0	2	29	14.2	
Georgia	2/22/14																				
at Auburn	2/26/14																				
Kentucky	3/1/14																				
Florida	3/4/14																				
at Miss. State	3/8/14																				

CAREER STATISTICS

Season	GP-GS	Min	Avg	FG	FGA	Pct	3FG	3FGA	Pct	FT	FTA	Pct	Off	Def	Tot	Avg	PF	FO	Ast	TO	Blk	Stl	Pts	Avg
2011-12	23-0	323	14.0	46	117	.393	26	66	.394	23	28	.821	4	15	19	0.8	27	1	13	19	2	15	141	6.1
2012-13	31-7	652	21.0	105	238	.441	50	126	.397	80	95	.842	9	47	56	1.8	44	1	42	37	4	22	340	11.0
2013-14	26-17	731	28.1	112	256	.438	68	159	.428	78	81	.963	10	39	49	1.9	31	0	34	29	0	24	370	14.2
Totals	80-24	1706	21.3	263	611	.430	144	351	.410	181	204	.887	23	101	124	1.55	102	2	89	85	6	61	851	10.6

CAREER SEC STATISTICS

Season	GP-GS	Min	Avg	FG	FGA	Pct	3FG	3FGA	Pct	FT	FTA	Pct	Off	Def	Tot	Avg	PF	FO	Ast	TO	Blk	Stl	Pts	Avg
2012	15-0	230	15.3	32	83	.386	20	50	.400	11	14	.786	4	12	16	1.1	20	1	7	10	2	7	95	6.3
2013	17-1	305	17.9	50	127	.394	25	66	.379	39	44	.886	5	24	29	1.7	22	1	20	15	0	10	164	9.6
2014	13-13	444	34.2	67	154	.435	43	99	.434	48	51	.941	7	19	26	2.0	16	0	14	19	0	16	225	17.3
Totals	45-14	979	21.8	149	364	.409	88	215	.409	98	109	.899	16	55	71	1.6	61	2	41	56	2	32	484	10.8

SEASON NOTES

Scored 14 points off the bench in season opener vs. Longwood (Nov. 9) ... Just one rebound shy of matching career high vs. the Lancers ... Posted 12 points, including a perfect 4-of-4 effort from the free throw line at Baylor (Nov. 12) ... Hit 4-of-8 attempts, including two 3s, and all six attempts from the free throw line for 16 points, while adding two assists and two steals vs. FIU (Nov. 24) ... Was solid at Diamond Head Classic, scoring eight points vs. Saint Mary's (Dec. 22), followed by a team high 14 vs. Boise State (Dec. 23) and 12 vs. Akron (Dec. 25) ... Posted two 3s in each game at the Classic, and pulled down four rebounds vs. the Zips in third-place game ... Scored a season high, his third-career 20-point game with 24 points in win vs. Akron (Dec. 28) in second meeting between two schools ... Recorded six made 3s in the contest, and tied John Roche's school record for consecutive free throws at 41 ... Foul trouble midway through the first half vs. Marshall (Dec. 30), but finished the game with a team high 18 points, including setting SC record for consecutive free throws made with 42 ... Scored a team-high 19 points on 6-7 shooting from the field vs. SC State (Jan. 3) including 2-3 from 3, while extending SC consecutive free throw record to 47 after going 5-5 from the line ... Scored 11 points to go along with two assists and two steals vs. LSU (Jan. 11) ... Also saw his school record consecutive made free throws streak end at 50 after going 3-of-4 from the line ... Posted a season high 9-for-9 from the foul line vs. Ole Miss (Jan. 18) ... Posted 18 points, including a 4-for-7 effort from 3-point range at Georgia (Jan. 22) ... Poured in the second-most points in his career with 32 with a career-high 7-for-14 effort from beyond the arc at Missouri (Jan. 25) ... Also was a season-high 9-of-9 from the free throw line ... Scored 18 points with a 4-of-8 effort from 3 and swiped three steals vs. Texas A&M (Jan. 29) ... Shot 5-of-8 from 3-point range and went 6-for-6 from the line to finish with 23 points at Ole Miss (Feb. 1) ... Scored team high 29 points on 10-of-14 shooting, 6-of-10 from 3, in 38 minutes vs. Auburn (Feb. 5) ... Scored 14 points, grabbed three rebounds and dished two assists in win vs. Vanderbilt (Feb. 13) ... Scored 29 points at Arkansas (Feb. 19) on 11-of-20 shooting, 6-of-13 from 3 ...



#4 - TYRONE JOHNSON

JUNIOR | GUARD | 6'3" | 194 | 1VL
PLAINFIELD, N.J./MONTROSE CHRISTIAN
SCHOOL/VILLANOVA

JOHNSON'S CAREER HIGHS

- POINTS**
18, 3x, last vs. Marshall (Dec. 30, 2013)
- FIELD GOALS**
6, 3x, last vs. Marshall (Dec. 30, 2013)
- FIELD GOAL ATTEMPTS**
13, twice, last vs. LSU (Jan. 11, 2014)
- 3-POINT FIELD GOALS**
2, 3x, last vs. SC State (Jan. 3, 2014)
- 3-POINT FIELD GOAL ATTEMPTS**
3, 3x, last vs. Boise State (Dec. 23, 2013)
- FREE THROWS**
7, twice, last vs. USC Upstate (Dec. 19, 2013)
- FREE THROW ATTEMPTS**
11, vs. Manhattan (Dec. 17, 2013)
- REBOUNDS**
6, at Florida (Jan. 8, 2014)
- ASSISTS**
8, at Baylor (Nov. 12, 2013)
- BLOCKS**
1, 3x, vs. Longwood (Nov. 9, 2013)
- STEALS**
4, vs. USF (Feb. 15, 2012)
- MINUTES PLAYED**
41, vs. UCONN (Feb. 20, 2012)

JOHNSON'S SEASON HIGHS

- POINTS**
18, 3x, last vs. Marshall (Dec. 30, 2013)
- FIELD GOALS**
6, 3x, last vs. Marshall (Dec. 30, 2013)
- FIELD GOAL ATTEMPTS**
13, vs. LSU (Jan. 11, 2014)
- 3-POINT FIELD GOALS**
2, twice, last vs. SC State (Jan. 3, 2014)
- 3-POINT FIELD GOAL ATTEMPTS**
3, vs. Boise State (Dec. 23, 2013)
- FREE THROWS**
7, twice, last vs. USC Upstate (Dec. 19, 2013)
- FREE THROW ATTEMPTS**
11, vs. Manhattan (Dec. 17, 2013)
- REBOUNDS**
6, at Florida (Jan. 8, 2014)
- ASSISTS**
8, at Baylor (Nov. 12, 2013)
- BLOCKS**
1, vs. Longwood (Nov. 9, 2013)
- STEALS**
2, twice, last vs. Akron (Dec. 28, 2013)
- MINUTES PLAYED**
37, vs. FIU (Nov. 24, 2013)

2013-14

Opponent	Date	GS	Min	FG-FA	Pct	3FG-FA	Pct	FT-FTA	Pct	Off	Def	Tot	Avg	PF	FO	A	TO	Blk	Stl	Pts	Avg
Longwood	11/9/13	*	24	6-9	.667	0-1	.000	6-7	.857	0	2	2	2.0	2	0	2	4	1	1	18	18.0
at Baylor	11/12/13	*	33	1-7	.142	0-0	.000	6-9	.667	0	4	4	3.0	2	0	8	2	0	2	8	13.0
at Clemson	11/17/13	*	32	2-11	.181	0-2	.000	1-2	.500	1	2	3	3.0	2	0	2	2	0	1	5	10.3
Fla. International	11/24/13	*	37	5-10	.500	1-2	.500	7-8	.875	0	0	0	2.3	1	0	7	1	0	1	18	12.3
at Oklahoma St.	12/6/13	*	29	4-9	.444	1-2	.500	3-4	.750	1	2	3	2.4	1	0	3	2	0	0	12	12.2
Manhattan	12/17/13	*	27	3-8	.375	0-0	.000	6-11	.545	1	1	2	2.3	2	0	3	3	0	0	12	12.2
USC Upstate	12/19/13	*	27	2-6	.333	0-1	.000	7-8	.875	1	2	4	2.6	1	0	3	2	0	1	11	12.0
vs. Saint Mary's	12/22/13	*	36	6-9	.667	1-1	1.000	3-4	.750	0	3	3	2.6	3	0	3	4	0	0	16	12.5
vs. Boise State	12/23/13	*	21	2-7	.285	0-3	.000	1-2	.500	0	1	1	2.4	0	0	3	0	0	0	5	11.7
vs. Akron	12/25/13		22	2-8	.250	0-0	.000	6-6	1.000	1	4	5	2.7	3	0	5	2	0	0	10	11.5
Akron	12/28/13		20	1-4	.250	0-0	.000	0-0	.000	0	2	2	2.6	0	0	5	0	0	2	2	10.6
Marshall	12/30/13		30	6-10	.600	2-2	1.000	4-6	.667	0	3	3	2.7	1	0	3	1	0	0	18	11.3
SC State	1/3/14		24	5-9	.556	2-2	1.000	5-7	.714	0	1	1	2.5	2	0	1	0	0	0	17	11.7
at Florida	1/8/14		27	3-10	.300	0-0	.000	6-7	.857	3	3	6	2.8	1	0	2	3	0	0	12	11.7
LSU	1/11/14		28	4-13	.308	1-1	1.000	6-8	.750	1	4	5	2.9	3	0	3	3	0	1	15	11.9
at Texas A&M	1/15/14		13	0-3	.000	0-2	.000	0-0	.000	1	2	3	2.9	1	0	2	1	0	0	0	11.2
Ole Miss	1/18/14		-	-	-	-	-	-	-	-	-	-	-	-	-	-	-	-	-	-	-
at Georgia	1/22/14		-	-	-	-	-	-	-	-	-	-	-	-	-	-	-	-	-	-	-
at Missouri	1/25/14		-	-	-	-	-	-	-	-	-	-	-	-	-	-	-	-	-	-	-
Texas A&M	1/29/14		-	-	-	-	-	-	-	-	-	-	-	-	-	-	-	-	-	-	-
at Ole Miss	2/1/14		-	-	-	-	-	-	-	-	-	-	-	-	-	-	-	-	-	-	-
Auburn	2/5/14		-	-	-	-	-	-	-	-	-	-	-	-	-	-	-	-	-	-	-
at Tennessee	2/8/14		-	-	-	-	-	-	-	-	-	-	-	-	-	-	-	-	-	-	-
Vanderbilt	2/12/14		-	-	-	-	-	-	-	-	-	-	-	-	-	-	-	-	-	-	-
Alabama	2/15/14		-	-	-	-	-	-	-	-	-	-	-	-	-	-	-	-	-	-	-
at Arkansas	2/19/14		-	-	-	-	-	-	-	-	-	-	-	-	-	-	-	-	-	-	-
Georgia	2/22/14		-	-	-	-	-	-	-	-	-	-	-	-	-	-	-	-	-	-	-
at Auburn	2/26/14		-	-	-	-	-	-	-	-	-	-	-	-	-	-	-	-	-	-	-
Kentucky	3/1/14		-	-	-	-	-	-	-	-	-	-	-	-	-	-	-	-	-	-	-
Florida	3/4/14		-	-	-	-	-	-	-	-	-	-	-	-	-	-	-	-	-	-	-
at Miss. State	3/8/14		-	-	-	-	-	-	-	-	-	-	-	-	-	-	-	-	-	-	-

SEASON NOTES

Semester transfer from Villanova ... Received waiver from NCAA on Nov. 8 to play effective immediately ... Scored a game high 18 points on 6-of-9 shooting and a 6-of-7 effort from the free throw line in season opener vs. Longwood (Nov. 9), which was first regular season competition since the 2011-12 campaign at Villanova ... Struggled from the floor, hitting just 1-of-7 attempts, but dished a career high eight assists at Baylor (Nov. 12) ... Matched career high with 18 points, hitting 7-of-8 from the free throw line, and nearly matching career high with seven assists in win vs. FIU (Nov. 24) ... Posted 12 points and three assists at No. 9/11 Oklahoma State (Dec. 6) ... Posted 12 points, and dished three assists vs. Manhattan (Dec. 17) ... Scored 11 points and dished three assists, matching season high with four rebounds vs. USC Upstate (Dec. 19) ... Solid at Diamond Head Classic, scoring in double figures in two of three games, including a team high 16 points in win vs. Saint Mary's (Dec. 22) ... Also scored 10 points, hitting 6-of-6 from the free throw line, in win vs. Akron (Dec. 25) ... Matched season high with two steals vs. Akron (Dec. 28) ... Matched career high for the third time this season with 18 points off the bench in win vs. Marshall (Dec. 30) ... Was one point shy of his career high vs. SC State (Jan. 3), scoring 17 points, hitting 5-of-9 attempts while coming off the bench ... Hit 3-of-10 attempts from the field at Florida (Jan. 8), but went 6-of-7 from the line for a team-high 12 points, while grabbing a season-high 6 rebounds ... Posted 15 points, hitting 6-8 from the foul line, as he pulled down five rebounds and had three assists vs. LSU (Jan. 11) ... Pulled down three rebounds and dished two assists in 13 minutes at Texas A&M (Jan. 15) before leaving with a right foot injury ...

Diagnosed with right foot fracture on Jan. 16 that would require surgery and is out indefinitely ...

CAREER STATISTICS

Season	GP-GS	Min	Avg	FG	FGA	Pct	3FG	3FGA	Pct	FT	FTA	Pct	Off	Def	Tot	Avg	PF	FO	Ast	TO	Blk	Stl	Pts	Avg
2011-12*	32-9	567	17.7	33	106	.311	6	26	.230	35	40	.875	2	31	33	1.0	47	2	65	58	2	19	107	3.3
2012-13	DNP - Transfer																							
2013-14	16-9	430	26.9	52	142	.366	8	19	.421	67	89	.753	10	37	47	2.9	25	0	55	30	1	10	179	11.2
Totals	48-18	997	20.8	85	239	.356	14	45	.311	102	129	.791	12	68	80	1.7	72	2	120	88	3	29	286	6.0

* indicates at Villanova

CAREER SEC STATISTICS

Season	GP-GS	Min	Avg	FG	FGA	Pct	3FG	3FGA	Pct	FT	FTA	Pct	Off	Def	Tot	Avg	PF	FO	Ast	TO	Blk	Stl	Pts	Avg
2014	3-0	68	22.7	7	26	.333	1	3	.333	12	15	.800	5	9	14	4.7	5	0	7	7	0	1	27	9.0



#24 - MICHAEL CARRERA

SOPHOMORE | FORWARD | 6'5" | 214 | 1VL

ANZOÁTEGUI, VENEZUELA/MONTROSE CHRISTIAN

CARRERA'S CAREER HIGHS

POINTS

23, vs. LSU (Jan. 16, 2013)

FIELD GOALS

7, vs. LSU (Jan. 16, 2013)

FIELD GOAL ATTEMPTS

13, twice, last vs. Texas A&M (March 2, 2013)

3-POINT FIELD GOALS

2, 3x, last vs. Longwood (Nov. 9, 2013)

3-POINT FIELD GOAL ATTEMPTS

5, vs. Longwood (Nov. 9, 2013)

FREE THROWS

9, vs. LSU (Jan. 16, 2013)

FREE THROW ATTEMPTS

10, vs. LSU (Jan. 16, 2013)

REBOUNDS

15, vs. Milwaukee (Nov. 1, 2012)

ASSISTS

5, vs. Auburn (Jan. 12, 2013)

BLOCKS

4, twice, last vs. Alabama (Feb. 15, 2014)

STEALS

4, at Texas A&M (Jan. 15, 2014)

MINUTES PLAYED

36, vs. LSU (Jan. 16, 2013)

CARRERA'S SEASON HIGHS

POINTS

16, at Missouri (Jan. 25, 2014)

FIELD GOALS

5, 3x, last at Missouri (Jan. 25, 2014)

FIELD GOAL ATTEMPTS

10, at Missouri (Jan. 25, 2014)

3-POINT FIELD GOALS

2, vs. Longwood (Nov. 9, 2013)

3-POINT FIELD GOAL ATTEMPTS

5, vs. Longwood (Nov. 9, 2013)

FREE THROWS

6, at Baylor (Nov. 12, 2013)

FREE THROW ATTEMPTS

8, at Missouri (Jan. 25, 2014)

REBOUNDS

11, last at Ole Miss (Feb. 1, 2014)

ASSISTS

2, twice, last vs. Akron (Dec. 28, 2013)

BLOCKS

4, twice, last vs. Alabama (Feb. 15, 2014)

STEALS

4, at Texas A&M (Jan. 15, 2014)

MINUTES PLAYED

34, at Ole Miss (Feb. 1, 2014)

2013-14

Opponent	Date	GS	Min	FG-FA	Pct	3FG-3FA	Pct	FT-FTA	Pct	Off	Def	Tot	Avg	PF	FO	A	TO	Blk	Stl	Pts	Avg
Longwood	11/9/13	25	4-7	.571	2-5	.400	2-4	.500	2	7	9	9.0	3	0	1	0	2	2	12	12.0	
at Baylor	11/12/13	*	23	1-5	.200	0-1	.000	6-6	1.000	4	3	7	8.0	4	0	2	0	1	0	8	10.0
at Clemson	11/17/13	21	4-9	.444	0-2	.000	1-3	.333	1	1	2	6.0	1	0	1	0	2	9	9.7		
Fla. International	11/24/13	*	22	1-6	.167	1-4	.250	0-1	.000	1	4	5	5.8	0	0	0	2	2	1	3	8.0
at Oklahoma St.	12/6/13	*	17	0-4	.000	0-0	.000	1-2	.500	3	4	7	6.0	2	0	0	6	1	1	1	6.6
Manhattan	12/17/13	14	3-8	.375	0-0	.000	4-4	1.000	3	1	4	5.7	4	0	1	0	0	1	10	7.2	
USC Upstate	12/19/13	-	-	-	-	-	-	-	-	-	-	-	-	-	-	-	-	-	-	-	-
vs. Saint Mary's	12/22/13	9	1-1	1.000	0-0	.000	1-2	.500	0	0	0	4.9	2	0	0	1	1	0	3	6.6	
vs. Boise State	12/23/13	7	2-3	.667	0-0	.000	4-5	.800	1	0	1	4.4	1	0	0	0	0	0	8	6.8	
vs. Akron	12/25/13	19	5-8	.625	0-1	.000	0-0	.000	2	3	5	4.4	2	0	0	1	0	0	10	7.1	
Akron	12/28/13	18	5-9	.625	0-1	.000	3-4	.750	3	4	7	4.7	2	0	2	1	0	0	13	7.7	
Marshall	12/30/13	22	3-4	.750	0-0	.000	2-2	1.000	2	3	5	4.7	3	0	1	3	4	1	8	7.7	
SC State	1/3/14	16	0-2	.000	0-0	.000	1-2	.500	0	0	0	4.3	3	0	0	1	2	0	1	7.2	
at Florida	1/8/14	16	1-3	.333	0-0	.000	1-2	.500	2	2	4	5.7	0	0	1	1	0	0	3	6.8	
LSU	1/11/14	20	2-3	.667	0-0	.000	1-3	.333	0	2	2	4.1	3	0	0	2	2	2	5	6.7	
at Texas A&M	1/15/14	11	3-4	.750	1-1	1.000	0-0	.000	1	2	3	4.1	3	0	0	1	0	4	7	6.7	
Ole Miss	1/18/14	22	2-8	.250	0-1	.000	4-6	.667	4	2	6	4.2	4	0	1	2	0	3	8	6.8	
at Georgia	1/22/14	*	19	0-3	.000	0-0	.000	0-0	.000	1	5	6	4.3	4	0	0	1	0	0	6.8	
at Missouri	1/25/14	*	33	5-10	.500	1-2	.500	5-8	.625	4	7	11	4.7	3	0	0	1	0	16	8.7	
Texas A&M	1/29/14	*	18	2-6	.333	0-0	.000	5-6	.833	3	4	7	4.8	2	0	0	1	2	0	9	7.1
at Ole Miss	2/1/14	*	33	2-4	.500	0-1	.000	2-6	.333	5	6	11	5.1	3	0	0	1	3	1	6	7.0
Auburn	2/5/14	*	23	1-5	.200	0-0	.000	3-6	.500	6	2	8	5.2	1	0	1	1	0	0	5	6.9
at Tennessee	2/8/14	*	5	0-2	.000	0-0	.000	0-0	.000	1	1	2	5.1	0	0	0	0	1	0	0	6.6
Vanderbilt	2/12/14	*	26	3-6	.500	0-1	.000	0-0	.000	3	3	6	5.1	4	0	0	1	1	3	6	6.6
Alabama	2/15/14	*	24	2-4	.500	0-0	.000	4-4	1.000	2	5	7	5.2	3	0	0	1	4	0	8	6.6
at Arkansas	2/19/14	*	22	4-7	.571	0-0	.000	0-0	.000	1	4	5	5.2	4	0	2	0	0	1	8	6.7
Georgia	2/22/14																				
at Auburn	2/26/14																				
Kentucky	3/1/14																				
Florida	3/4/14																				
at Miss. State	3/8/14																				

SEASON NOTES

Scored 12 points and collected five rebounds in exhibition vs. USC Aiken (Nov. 3) ... Scored 12 points and just one rebound shy of a double-double with nine boards in season opener vs. Longwood (Nov. 9) ... Matched career high with two made 3s vs. the Lancers, also a team high two blocks and two steals ... Scored nine points off the bench at Clemson (Nov. 17), collected just two rebounds ... Blocked a team high two shots vs. FIU (Nov. 24) ... Struggled at No. 9/11 Oklahoma State (Dec. 6), posting four turnovers, with one point and a team high seven rebounds ... Scored 10 points vs. Manhattan (Dec. 17) ... Was suspended for the USC Upstate contest due to his involvement in a post-game altercation following the Dec. 17 Manhattan contest ... Returned from suspension vs. Saint Mary's (Dec. 22) ... Scored eight points in seven minutes vs. Boise State (Dec. 23) ... Posted 10 points and five rebounds in win vs. Akron at the Diamond Head Classic (Dec. 25) ... Posted a season high 13 points in win vs. Akron (Dec. 28) ... Led team with seven rebounds in home contest vs. the Zips ... Scored eight points and collected five rebounds, with a career high four blocks vs. Marshall (Dec. 30) ... Posted a team high two blocked shots vs. SC State (Jan. 3) ... Pulled down four rebounds to go with three points at No. 10/11 Florida (Jan. 8) ... Recorded two blocks and two steals vs. LSU (Jan. 11) to go with five points ... Recorded a career high in steals with four while scoring seven points on 3-of-4 from the field and grabbing three rebounds ... Scored eight points, grabbed six rebounds and swiped three steals vs. Ole Miss (Jan. 18) ... Recorded a team high six rebounds at Georgia (Jan. 22) ... Posted sixth career double-double with season highs in points (16) and rebounds (11) in 33 minutes at Missouri (Jan. 25) ... Posted nine points and seven rebounds, and added two blocks vs. Texas A&M (Jan. 29) ... Tied season high with 11 rebounds to go with three blocked shots at Ole Miss (Feb. 1) ... Pulled down eight rebounds to go with five points vs. Auburn (Feb. 5) ... Recorded six points, six rebounds and three assists in win vs. Vanderbilt (Feb. 13) ... Grabbed a team-high seven rebounds to go with eight points against Alabama (Feb. 15) ...

CAREER STATISTICS

Season	GP-GS	Min	Avg	FG	FGA	Pct	3FG	3FGA	Pct	FT	FTA	Pct	Off	Def	Tot	Avg	PF	FO	Ast	TO	Blk	Stl	Pts	Avg
2012-13	27-22	572	21.2	89	201	.443	7	20	.350	83	112	.741	80	115	195	7.2	85	5	17	51	17	9	268	9.9
2013-14	25-12	485	19.4	56	132	.424	5	20	.250	50	76	.658	55	75	130	5.2	61	0	12	28	27	22	167	6.7
Totals	52-34	1057	20.3	145	333	.435	12	40	.300	133	188	.707	135	190	325	6.25	146	5	29	79	44	31	435	8.4

CAREER SEC STATISTICS

Season	GP-GS	Min	Avg	FG	FGA	Pct	3FG	3FGA	Pct	FT	FTA	Pct	Off	Def	Tot	Avg	PF	FO	Ast	TO	Blk	Stl	Pts	Avg
2013	18-15	394	21.9	59	139	.424	5	15	.333	53	74	.716	54	77	131	7.3	57	4	11	32	8	8	176	9.8
2014	13-9	272	20.9	27	66	.409	2	6	.333	25	41	.610	33	45	78	6.0	34	0	5	12	14	14	81	6.2
Totals	31-24	646	20.8	86	204	.422	7	21	.333	78	115	.678	87	122	209	6.7	91	4	16	44	22	22	257	8.3



#14 - LAIMONAS CHATKEVICIUS

SO. | FORWARD | 6'11" | 250 | 1VL
 KLAIPEDA, LITHUANIA/SOUTH KENT SCHOOL
 (CONN.)

2013-14

Opponent	Date	GS	Min	FG-FA	Pct	3FG-FA	Pct	FT-FTA	Pct	Off	Def	Tot	Avg	PF	FO	A	TO	Blk	Stl	Pts	Avg
Longwood	11/9/13	8	1-1	1.000	0-0	.000	0-0	.000	1	3	4	4.0	0	0	0	1	0	2	2.0		
at Baylor	11/12/13	14	1-3	.333	0-0	.000	0-0	.000	0	2	2	3.0	2	0	0	1	1	1	2	2.0	
at Clemson	11/17/13	10	2-3	.667	0-0	.000	0-0	.000	2	0	2	2.7	3	0	0	1	1	0	4	2.7	
Fla. International	11/24/13	-	-	-	-	-	-	-	-	-	-	-	-	-	-	-	-	-	-	-	-
at Oklahoma St.	12/6/13	6	0-0	.000	0-0	.000	0-0	.000	0	1	1	2.3	0	0	1	0	0	0	0	0	2.0
Manhattan	12/17/13	16	3-6	.500	0-0	.000	1-2	.500	1	3	4	2.6	2	0	0	0	0	0	7	3.0	
USC Upstate	12/19/13	12	3-6	.500	0-0	.000	0-0	.000	2	4	6	3.2	4	0	0	0	0	1	6	3.5	
vs. Saint Mary's	12/22/13	21	5-6	.833	0-0	.000	2-4	.500	2	5	7	3.7	4	0	0	2	1	1	12	4.7	
vs. Boise State	12/23/13	13	1-2	.500	0-0	.000	0-0	.000	1	5	6	4.0	2	0	1	2	2	0	2	4.4	
vs. Akron	12/25/13	10	1-3	.333	0-0	.000	0-0	.000	2	2	4	4.0	1	0	1	0	0	0	2	4.1	
Akron	12/28/13	3	0-0	.000	0-0	.000	0-0	.000	1	0	1	3.7	1	0	0	0	0	0	0	3.7	
Marshall	12/30/13	8	1-3	.333	0-0	.000	0-0	.000	1	1	2	3.5	1	0	0	0	0	0	2	3.5	
SC State	1/3/14	4	3-3	1.000	0-0	.000	0-0	.000	1	1	2	3.4	1	0	0	0	0	0	6	3.8	
at Florida	1/8/14	2	0-0	.000	0-0	.000	0-0	.000	0	0	0	3.2	0	0	0	1	0	0	0	3.5	
LSU	1/11/14	10	1-1	1.000	0-0	.000	0-0	.000	0	3	3	3.1	1	0	1	0	1	0	1	2	3.4
at Texas A&M	1/15/14	10	4-6	.667	0-1	.000	0-0	.000	2	2	4	3.2	4	0	2	1	0	8	3.7		
Ole Miss	1/18/14	21	6-7	.857	0-0	.000	0-0	.000	2	1	3	3.2	4	0	0	4	2	1	12	4.2	
at Georgia	1/22/14	15	1-3	.000	0-0	.000	0-2	.000	0	6	6	3.4	5	1	0	0	2	2	2	4.1	
at Missouri	1/25/14	16	2-3	.667	0-0	.000	0-0	.000	2	4	6	3.5	3	0	2	0	0	0	4	4.2	
Texas A&M	1/29/14	20	5-6	.833	0-0	.000	2-2	1.000	1	2	3	3.5	3	0	0	3	0	0	12	4.5	
at Ole Miss	2/1/14	18	2-4	.500	0-0	.000	0-0	.000	0	6	6	3.6	1	0	0	2	0	0	4	4.5	
Auburn	2/5/14	4	0-0	.000	0-0	.000	0-0	.000	0	0	0	3.4	3	0	0	0	0	0	0	4.2	
at Tennessee	2/8/14	19	3-4	.750	0-0	.000	0-0	.000	0	3	3	3.4	2	0	2	3	2	3	6	4.3	
Vanderbilt	2/12/14	10	2-6	.333	0-0	.000	3-5	.600	3	2	5	3.5	4	0	1	0	1	7	4.4		
Alabama	2/15/14	21	2-4	.500	0-0	.000	3-6	.500	1	3	4	3.5	4	0	2	0	1	0	7	4.5	
at Arkansas	2/19/14	7	1-2	.500	0-0	.000	0-0	.000	2	3	5	3.6	4	0	0	1	0	0	2	4.4	
Georgia	2/22/14																				
at Auburn	2/26/14																				
Kentucky	3/1/14																				
Florida	3/4/14																				
at Miss. State	3/8/14																				

CAREER STATISTICS

Season	GP-GS	Min	Avg	FG	FGA	Pct	3FG	3FGA	Pct	FT	FTA	Pct	Off	Def	Tot	Avg	PF	FO	Ast	TO	Blk	Stl	Pts	Avg
2012-13	23-10	304	13.2	38	85	.447	3	10	.300	22	36	.611	28	46	74	3.2	42	1	12	32	13	3	101	4.4
2013-14	25-1	298	11.9	50	82	.610	0	1	.000	11	21	.524	27	62	89	3.6	59	1	9	24	14	11	111	4.4
Totals	48-11	602	12.5	88	167	.527	3	11	.273	33	57	.579	55	108	163	3.40	101	2	21	56	27	14	212	4.4

CAREER SEC STATISTICS

Season	GP-GS	Min	Avg	FG	FGA	Pct	3FG	3FGA	Pct	FT	FTA	Pct	Off	Def	Tot	Avg	PF	FO	Ast	TO	Blk	Stl	Pts	Avg
2013	15-10	213	14.2	23	59	.390	2	7	.286	19	28	.679	17	35	52	3.5	30	1	5	22	11	2	67	4.5
2014	13-1	173	13.3	29	46	.630	0	1	.000	8	15	.533	13	35	48	3.7	38	1	6	18	8	8	66	5.1
Totals	28-11	386	13.8	52	107	.486	2	8	.250	27	43	.628	30	70	100	3.6	68	2	11	40	19	10	133	4.8

CHATKEVICIUS' CAREER HIGHS

- POINTS**
12, twice, last vs. Ole Miss (Jan. 18, 2014)
- FIELD GOALS**
6, vs. Ole Miss (Jan. 18, 2014)
- FIELD GOAL ATTEMPTS**
9, vs. Miss. State (March 13, 2013)
- 3-POINT FIELD GOALS**
1, 3x, last vs. Vandy (March 9, 2013)
- 3-POINT FIELD GOAL ATTEMPTS**
2, twice, last vs. Miss. State (March 13, 2013)
- FREE THROWS**
4, vs. Missouri (Jan. 22, 2013)
- FREE THROW ATTEMPTS**
7, vs. Alabama (Feb. 16, 2013)
- REBOUNDS**
10, vs. Georgia (Feb. 23, 2013)
- ASSISTS**
4, vs. Jacksonville (Dec. 7, 2012)
- BLOCKS**
3, vs. Georgia (Feb. 23, 2013)
- STEALS**
3, at Tennessee (Feb. 8, 2014)
- MINUTES PLAYED**
34, vs. Georgia (Feb. 23, 2013)

CHATKEVICIUS' SEASON HIGHS

- POINTS**
12, 3x, vs. Texas A&M (Jan. 29, 2014)
- FIELD GOALS**
6, vs. Ole Miss (Jan. 18, 2014)
- FIELD GOAL ATTEMPTS**
7, vs. Ole Miss (Jan. 18, 2014)
- 3-POINT FIELD GOALS**
-
- 3-POINT FIELD GOAL ATTEMPTS**
1, at Texas A&M, (Jan. 15, 2014)
- FREE THROWS**
3, vs. Alabama (Feb. 15, 2014)
- FREE THROW ATTEMPTS**
6, vs. Alabama (Feb. 15, 2014)
- REBOUNDS**
7, vs. Saint Mary's (Dec. 22, 2013)
- ASSISTS**
2, 3x, last vs. Alabama (Feb. 15, 2014)
- BLOCKS**
2, 4x, last at Tennessee (Feb. 8, 2014)
- STEALS**
3, at Tennessee (Feb. 8, 2014)
- MINUTES PLAYED**
21, twice, last vs. Ole Miss (Jan. 18, 2014)

SEASON NOTES

Posted a double-double with 10 points and 11 rebounds in exhibition contest vs. USC Aiken (Nov. 3) ... Scored his only attempt and blocked one shot in season opener vs. Longwood (Nov. 9) ... Scored two points and pulled down two rebounds, with one block and a steal at Baylor (Nov. 12) ... Scored four points, hitting 2-of-3 attempts at Clemson (Nov. 17) ... Scored a season high seven points, collecting four rebounds, vs. Manhattan (Dec. 17) ... Scored six points and pulled down six rebounds in just 12 minutes vs. USC Upstate (Dec. 19) ... Played very well at Diamond Head Classic, posting a career high 12 points and season high seven rebounds in win vs. Saint Mary's (Dec. 22) to open tournament play ... Scored two points and collected a team high six rebounds vs. Boise State (Dec. 23) and contributed two points and four rebounds vs. Akron (Dec. 25) ... Collected six points in four minutes going 3-of-3 from the field vs. SC State (Jan. 3) ... Pulled down three rebounds and recorded a steal vs. LSU (Jan. 11) ... Went 4-of-6 from the field for eight points to go with four rebounds at Texas A&M (Jan. 15) ... Made a career high six field goals (6-for-7) vs. Ole Miss (Jan. 18) as he tied his career high in points with 12 ... Recorded a career high two steals at Georgia (Jan. 22) and grabbed a team high six rebounds ... Grabbed six rebounds a recorded a season-best two assists at Missouri (Jan. 25) ... Tied his career high with 12 points on 5-of-6 shooting against Texas A&M (Jan. 29) ... Went 3-of-4 from the field for six points to go with three rebounds, two blocks and three steals at Tennessee (Feb. 8) ... Posted seven points and five rebounds in win vs. Vanderbilt (Feb. 13) ... Recorded seven points and four rebounds vs. Alabama (Feb. 15) ... Recorded five rebounds in seven minutes at Arkansas (Feb. 19) ...



#12 - AUSTIN CONSTABLE

SOPHOMORE | GUARD | 5'11" | 180 | 1VL

WEST CHESTER, PA. / HENDERSON

CONSTABLE'S CAREER HIGHS

POINTS	-
FIELD GOALS	-
FIELD GOAL ATTEMPTS	2, twice, last vs. Marshall (Dec. 30, 2013)
3-POINT FIELD GOALS	-
3-POINT FIELD GOAL ATTEMPTS	1, twice, last vs. Marshall (Dec. 30, 2013)
FREE THROWS	-
FREE THROW ATTEMPTS	-
REBOUNDS	-
ASSISTS	-
BLOCKS	-
STEALS	-
MINUTES PLAYED	2, 4x, last vs. Texas A&M (Jan. 29, 2014)

CONSTABLE'S SEASON HIGHS

POINTS	-
FIELD GOALS	-
FIELD GOAL ATTEMPTS	2, vs. Marshall (Dec. 30, 2013)
3-POINT FIELD GOALS	-
3-POINT FIELD GOAL ATTEMPTS	1, vs. Marshall (Dec. 30, 2013)
FREE THROWS	-
FREE THROW ATTEMPTS	-
REBOUNDS	-
ASSISTS	-
BLOCKS	-
STEALS	1, vs. Marshall (Dec. 30, 2013)
MINUTES PLAYED	2, 3x, last vs. Texas A&M (Jan. 29, 2014)

2013-14

Opponent	Date	GS	Min	FG-FGA	Pct	3FG-FGA	Pct	FT-FTA	Pct	Off	Def	Tot	Avg	PF	FO	A	TO	Blk	Stl	Pts	Avg	
Longwood	11/9/13	-	-	-	-	-	-	-	-	-	-	-	-	-	-	-	-	-	-	-	-	-
at Baylor	11/12/13	-	-	-	-	-	-	-	-	-	-	-	-	-	-	-	-	-	-	-	-	-
at Clemson	11/17/13	-	-	-	-	-	-	-	-	-	-	-	-	-	-	-	-	-	-	-	-	-
Fla. International	11/24/13	-	-	-	-	-	-	-	-	-	-	-	-	-	-	-	-	-	-	-	-	-
at Oklahoma St.	12/6/13	-	-	-	-	-	-	-	-	-	-	-	-	-	-	-	-	-	-	-	-	-
Manhattan	12/17/13	-	-	-	-	-	-	-	-	-	-	-	-	-	-	-	-	-	-	-	-	-
USC Upstate	12/19/13	-	-	-	-	-	-	-	-	-	-	-	-	-	-	-	-	-	-	-	-	-
vs. Saint Mary's	12/22/13	-	-	-	-	-	-	-	-	-	-	-	-	-	-	-	-	-	-	-	-	-
vs. Boise State	12/23/13	-	-	-	-	-	-	-	-	-	-	-	-	-	-	-	-	-	-	-	-	-
vs. Akron	12/25/13	-	-	-	-	-	-	-	-	-	-	-	-	-	-	-	-	-	-	-	-	-
Akron	12/28/13	2	0-0	.000	0-0	.000	0-0	.000	0	0	0	0	0.0	0	0	0	0	0	0	0	0	0.0
Marshall	12/30/13	2	0-2	.000	0-1	.000	0-0	.000	0	0	0	0	0.0	0	0	0	0	1	0	1	0	0.0
SC State	1/3/14	-	-	-	-	-	-	-	-	-	-	-	-	-	-	-	-	-	-	-	-	-
at Florida	1/8/14	-	-	-	-	-	-	-	-	-	-	-	-	-	-	-	-	-	-	-	-	-
LSU	1/11/14	-	-	-	-	-	-	-	-	-	-	-	-	-	-	-	-	-	-	-	-	-
at Texas A&M	1/15/14	-	-	-	-	-	-	-	-	-	-	-	-	-	-	-	-	-	-	-	-	-
Ole Miss	1/18/14	-	-	-	-	-	-	-	-	-	-	-	-	-	-	-	-	-	-	-	-	-
at Georgia	1/22/14	-	-	-	-	-	-	-	-	-	-	-	-	-	-	-	-	-	-	-	-	-
at Missouri	1/25/14	-	-	-	-	-	-	-	-	-	-	-	-	-	-	-	-	-	-	-	-	-
Texas A&M	1/29/14	2	0-0	.000	0-0	.000	0-0	.000	0	0	0	0	0.0	0	0	0	0	0	0	0	0	0.0
at Ole Miss	2/1/14	-	-	-	-	-	-	-	-	-	-	-	-	-	-	-	-	-	-	-	-	-
Auburn	2/5/14	-	-	-	-	-	-	-	-	-	-	-	-	-	-	-	-	-	-	-	-	-
at Tennessee	2/8/14	-	-	-	-	-	-	-	-	-	-	-	-	-	-	-	-	-	-	-	-	-
Vanderbilt	2/12/14	-	-	-	-	-	-	-	-	-	-	-	-	-	-	-	-	-	-	-	-	-
Alabama	2/15/14	-	-	-	-	-	-	-	-	-	-	-	-	-	-	-	-	-	-	-	-	-
at Arkansas	2/19/14	-	-	-	-	-	-	-	-	-	-	-	-	-	-	-	-	-	-	-	-	-
Georgia	2/22/14	-	-	-	-	-	-	-	-	-	-	-	-	-	-	-	-	-	-	-	-	-
at Auburn	2/26/14	-	-	-	-	-	-	-	-	-	-	-	-	-	-	-	-	-	-	-	-	-
Kentucky	3/1/14	-	-	-	-	-	-	-	-	-	-	-	-	-	-	-	-	-	-	-	-	-
Florida	3/4/14	-	-	-	-	-	-	-	-	-	-	-	-	-	-	-	-	-	-	-	-	-
at Miss. State	3/8/14	-	-	-	-	-	-	-	-	-	-	-	-	-	-	-	-	-	-	-	-	-

SEASON NOTES

Saw two minutes of action in win vs. Akron (Dec. 28) ... Collected a steal vs. Marshall (Dec. 30) ... Saw two minutes in win over Texas A&M (Jan. 29) ...

CAREER STATISTICS

Season	GP-GS	Min	Avg	FG	FGA	Pct	3FG	3FGA	Pct	FT	FTA	Pct	Off	Def	Tot	Avg	PF	FO	Ast	TO	Blk	Stl	Pts	Avg
2012-13	4-0	6	1.5	0	2	.000	0	1	.000	0	0	.000	1	0	1	0.3	0	0	0	1	0	0	0	0.0
2013-14	3-0	6	2.0	0	2	.000	0	1	.000	0	0	.000	0	0	0	0.0	1	0	0	0	0	1	0	0.0
Totals	7-0	12	1.7	0	4	.000	0	2	.000	0	0	.000	1	0	1	0.1	1	0	0	1	0	1	0	0.0

CAREER SEC STATISTICS

Season	GP-GS	Min	Avg	FG	FGA	Pct	3FG	3FGA	Pct	FT	FTA	Pct	Off	Def	Tot	Avg	PF	FO	Ast	TO	Blk	Stl	Pts	Avg
2013	1-0	1	1.0	0	0	.000	0	0	.000	0	0	.000	0	0	0	0.0	0	0	0	0	0	0	0	0.0
2014	1-0	2	2.0	0	0	.000	0	0	.000	0	0	.000	0	0	0	0.0	0	0	0	0	0	0	0	0.0
Totals	2-0	3	0.7	0	0	.000	0	0	.000	0	0	.000	0	0	0	0.0	0	0	0	0	0	0	0	0.0



#25 - MINDAUGAS KACINAS

SOPHOMORE | FORWARD | 6'7" | 210 | 1VL
KLAIPEDA, LITHUANIA/WORD OF LIFE FIRE
TRADITIONAL SCHOOL

KACINAS' CAREER HIGHS

POINTS
18, vs. Rider (Nov. 19, 2012)

FIELD GOALS
8, vs. Rider (Nov. 19, 2012)

FIELD GOAL ATTEMPTS
11, 3x, last at Clemson (Nov. 13, 2013)

3-POINT FIELD GOALS
1, 3 times, last vs. Clemson (Dec. 2, 2012)

3-POINT FIELD GOAL ATTEMPTS
3, twice, last vs. App State (Dec. 19, 2012)

FREE THROWS
6, vs. Milwaukee (Nov. 11, 2012)

FREE THROW ATTEMPTS
8, vs. Milwaukee (Nov. 11, 2012)

REBOUNDS
14, vs. Longwood (Nov. 9, 2013)

ASSISTS
3, twice, last vs. App State (Dec. 19, 2012)

BLOCKS
3, vs. Appalachian State (Dec. 19, 2012)

STEALS
2, 7x, last vs. Alabama (Feb. 15, 2014)

MINUTES PLAYED
36, twice, last at Arkansas (Feb. 19, 2014)

KACINAS' SEASON HIGHS

POINTS
14, vs. Auburn (Feb. 5, 2014)

FIELD GOALS
6, last vs. Auburn (Feb. 5, 2014)

FIELD GOAL ATTEMPTS
11, at Clemson (Nov. 13, 2013)

3-POINT FIELD GOALS
-

3-POINT FIELD GOAL ATTEMPTS
1, vs. USC Upstate (Dec. 19, 2013)

FREE THROWS
5, vs. Akron (Dec. 28, 2013)

FREE THROW ATTEMPTS
6, 3x, last vs. LSU (Jan. 11, 2014)

REBOUNDS
14, vs. Longwood (Nov. 9, 2013)

ASSISTS
2, twice, last vs. Marshall (Dec. 30, 2013)

BLOCKS
2, 4x, last vs. Vanderbilt (Feb. 13, 2014)

STEALS
2, 6x, last vs. Alabama (Feb. 15, 2014)

MINUTES PLAYED
36, twice, last at Arkansas (Feb. 19, 2014)

2013-14

Opponent	Date	GS	Min	FG-FA	Pct	3FG-FA	Pct	FT-FTA	Pct	Off	Def	Tot	Avg	PF	FO	A	TO	Blk	Stl	Pts	Avg
Longwood	11/9/13	*	29	4-6	.667	0-0	.000	0-0	.000	5	9	14	14.0	2	0	0	3	2	0	8	8.0
at Baylor	11/12/13	*	18	1-2	.500	0-0	.000	0-0	.000	1	1	2	8.0	5	1	0	1	0	1	2	5.0
at Clemson	11/17/13	*	31	6-11	.545	0-0	.000	1-2	.500	7	5	12	9.3	4	0	0	2	0	1	13	7.7
Fla. International	11/24/13	*	35	3-5	.600	0-0	.000	3-4	.750	4	5	9	9.3	2	0	0	3	0	0	9	8.0
at Oklahoma St.	12/6/13	*	32	1-4	.250	0-0	.000	4-6	.667	3	2	5	8.4	4	0	0	4	0	1	6	7.6
Manhattan	12/17/13	*	24	3-4	.750	0-0	.000	1-4	.250	1	4	5	7.8	5	1	2	1	1	1	7	7.5
USC Upstate	12/19/13	*	36	2-5	.400	0-1	.000	1-2	.500	3	6	9	8.0	2	0	1	2	1	1	5	7.1
vs. Saint Mary's	12/22/13	*	14	2-3	.667	0-0	.000	2-3	.667	1	0	1	7.1	4	0	0	2	0	0	6	7.0
vs. Boise State	12/23/13	*	28	0-1	.000	0-0	.000	0-1	.000	1	2	3	6.7	2	0	1	3	0	0	0	6.2
vs. Akron	12/25/13	*	15	2-3	.667	0-0	.000	0-0	.000	0	0	0	6.0	3	0	0	0	0	1	4	6.0
Akron	12/28/13	*	26	3-5	.600	0-0	.000	5-5	1.000	1	1	2	5.6	4	0	0	3	2	2	11	6.5
Marshall	12/30/13	*	16	2-5	.400	0-0	.000	0-0	.000	3	2	5	5.6	3	0	2	2	0	1	4	6.3
SC State	1/3/14	*	28	0-0	.000	0-0	.000	3-6	.500	3	6	9	5.8	1	0	2	1	1	3	6.0	
at Florida	1/8/14	*	20	2-2	1.000	0-0	.000	2-2	1.000	2	2	4	5.7	4	0	0	3	0	1	6	6.0
LSU	1/11/14	*	22	0-2	.000	0-0	.000	4-6	.667	1	1	2	5.5	3	0	0	1	2	4	5.9	
at Texas A&M	1/15/14	*	10	1-1	1.000	0-0	.000	1-2	.500	0	1	1	5.2	4	0	0	1	0	1	3	5.7
Ole Miss	1/18/14	*	14	2-4	.500	0-0	.000	0-1	.000	2	2	4	5.1	2	0	0	1	1	0	4	5.6
at Georgia	1/22/14	*	7	0-0	.000	0-0	.000	0-0	.000	0	0	0	4.8	5	1	0	1	0	0	0	5.3
at Missouri	1/25/14	*	11	0-1	.000	0-0	.000	0-0	.000	1	2	3	4.7	3	0	0	0	0	1	0	5.0
Texas A&M	1/29/14	*	20	0-0	.000	0-0	.000	0-0	.000	1	0	1	4.6	4	0	0	2	2	2	0	4.8
at Ole Miss	2/1/14	*	19	2-2	1.000	0-0	.000	3-4	.750	1	2	3	4.5	4	0	0	1	1	0	7	4.9
Auburn	2/5/14	*	31	6-9	.667	0-0	.000	2-3	.667	4	2	6	4.5	1	0	1	3	1	1	14	4.9
at Tennessee	2/8/14	*	20	1-3	.333	0-0	.000	1-2	.500	3	3	6	4.6	3	0	0	1	0	2	3	5.2
Vanderbilt	2/12/14	*	19	2-5	.400	0-0	.000	1-2	.500	4	3	7	4.7	5	1	0	2	2	2	5	5.2
Alabama	2/15/14	*	26	3-5	.600	0-0	.000	0-0	.000	1	4	5	4.7	3	0	0	1	0	2	6	5.2
at Arkansas	2/19/14	*	36	1-3	.333	0-0	.000	1-2	.500	3	4	7	4.8	1	0	0	3	1	0	3	5.1
Georgia	2/22/14																				
at Auburn	2/26/14																				
Kentucky	3/1/14																				
Florida	3/4/14																				
at Miss. State	3/8/14																				

SEASON NOTES

Scored eight points and dished one assist in exhibition vs. USC Aiken (Nov. 3) ... Set a career high with 14 rebounds, while adding eight points and matching for a team high two blocks in contest vs. Longwood (Nov. 9) ... Also earned the start vs. the Lancers ... Continues to impress on the boards, collecting a team high 12 rebounds, including seven on the offensive glass, at Clemson (Nov. 17), also posted team high 13 points for first double-double of the season and second of his career ... Near double-double with nine points and nine rebounds vs. FIU (Nov. 24) ... Scored six points, and collected five rebounds in a team high 32 minutes played at No. 9/11 Oklahoma State (Dec. 6) ... Scored seven points and pulled down five rebounds vs. Manhattan (Dec. 17) ... Scored five points and pulled down a team high nine rebounds in a career-high 36 minutes vs. USC Upstate (Dec. 19) ... Scored six points but was in foul trouble early in win vs. Saint Mary's (Dec. 22) ... Followed with a three-rebound performance vs. Boise State (Dec. 23) and scored four points, but didn't collect a rebound in win vs. Akron (Dec. 25) ... Scored 11 points and blocked two shots, with two steals in home win vs. Akron (Dec. 28) ... Four points and five rebounds vs. Marshall (Dec. 30) ... Posted nine rebounds to go with three points vs. SC State (Jan. 3) ... Scored six points at No. 10/11 Florida (Jan. 8), going 2-of-2 from the field and at the free throw line, while also grabbing four rebounds ... Went 4-of-6 from the foul line and tied his career high with two steals vs. LSU (Jan. 11) ... Recorded three rebounds and a steal at Missouri (Jan. 25) ... Blocked two shots and recorded two steals vs. Texas A&M (Jan. 29) ... Scored a season high 14 points and grabbed six rebounds vs. Auburn (Feb. 5) ... Grabbed seven rebounds to go with five points and two blocks in win vs. Vanderbilt (Feb. 13) ... Also tied career high in steals with two against the Commodores ... Scored key tip-in to give Gamecocks a late one-point lead vs. Alabama (Feb. 15) ... Also recorded six points and five rebounds against the Crimson Tide ... Grabbed seven rebounds in 36 minutes at Arkansas (Feb. 19) ...

CAREER STATISTICS

Season	GP-GS	Min	Avg	FG	FGA	Pct	3FG	3FGA	Pct	FT	FTA	Pct	Off	Def	Tot	Avg	PF	FO	Ast	TO	Blk	Stl	Pts	Avg
2012-13	31-9	606	19.5	57	110	.518	4	20	.200	34	50	.680	50	66	116	3.7	67	1	21	46	15	10	152	4.9
2013-14	26-19	587	22.6	49	90	.544	0	1	.000	35	57	.614	56	69	125	4.8	83	4	7	47	16	24	133	5.1
Totals	57-28	1193	20.9	106	200	.530	4	21	.190	69	107	.645	106	135	241	4.23	150	5	28	93	31	34	285	5.0

CAREER SEC STATISTICS

Season	GP-GS	Min	Avg	FG	FGA	Pct	3FG	3FGA	Pct	FT	FTA	Pct	Off	Def	Tot	Avg	PF	FO	Ast	TO	Blk	Stl	Pts	Avg
2013	17-4	255	15.0	16	40	.400	1	7	.143	11	16	.688	14	27	41	2.4	32	0	7	18	2	4	44	2.6
2014	13-6	255	19.6	20	36	.556	0	0	.000	15	24	.625	23	26	49	3.8	42	2	1	19	9	14	55	4.2
Totals	30-10	510	16.0	36	77	.468	1	7	.143	26	40	.650	37	53	90	2.8	74	2	8	37	11	18	99	3.3



#35 - BRIAN STEELE

SOPHOMORE | FORWARD | 6'5" | 200 | 1VL

GREENVILLE, S.C./WADE HAMPTON SCHOOL

STEELE'S CAREER HIGHS

POINTS

7, at Tennessee (Feb. 8, 2014)

FIELD GOALS

3, at Tennessee (Feb. 8, 2014)

FIELD GOAL ATTEMPTS

7, vs. Miss State (March 13, 2013)

3-POINT FIELD GOALS

2, vs. Miss State (March 6, 2013)

3-POINT FIELD GOAL ATTEMPTS

5, vs. Miss State (March 6, 2013)

FREE THROWS

2, vs. Presbyterian (Dec. 29, 2012)

FREE THROW ATTEMPTS

2, vs. Presbyterian (Dec. 29, 2012)

REBOUNDS

7, vs. Miss. State (March 13, 2013)

ASSISTS

3, vs. Vandy (March 9, 2013)

BLOCKS

-

STEALS

2, vs. Texas A&M (Jan. 29, 2014)

MINUTES PLAYED

26, at Tennessee (Feb. 8, 2014)

STEELE'S SEASON HIGHS

POINTS

7, at Tennessee (Feb. 8, 2014)

FIELD GOALS

3, at Tennessee (Feb. 8, 2014)

FIELD GOAL ATTEMPTS

6, at Tennessee (Feb. 8, 2014)

3-POINT FIELD GOALS

1, 5x, last at Arkansas (Feb. 19, 2014)

3-POINT FIELD GOAL ATTEMPTS

3, at Tennessee (Feb. 8, 2014)

FREE THROWS

-

FREE THROW ATTEMPTS

2, vs. Texas A&M (Jan. 29, 2014)

REBOUNDS

4, at Tennessee (Feb. 8, 2014)

ASSISTS

2, at Missouri (Jan. 25, 2014)

BLOCKS

-

STEALS

2, vs. Texas A&M (Jan. 29, 2014)

MINUTES PLAYED

26, at Tennessee (Feb. 8, 2014)

2013-14

Opponent	Date	GS	Min	FG-FGA	Pct	3FG-FGA	Pct	FT-FTA	Pct	Off	Def	Tot	Avg	PF	FO	A	TO	Blk	Stl	Pts	Avg	
Longwood	11/9/13	-	-	-	-	-	-	-	-	-	-	-	-	-	-	-	-	-	-	-	-	-
at Baylor	11/12/13	-	-	-	-	-	-	-	-	-	-	-	-	-	-	-	-	-	-	-	-	-
at Clemson	11/17/13	1	0-0	.000	0-0	.000	0-0	.000	0-0	0	0	0	0.0	0	0	0	0	0	0	0	0.0	-
Fla. International	11/24/13	-	-	-	-	-	-	-	-	-	-	-	-	-	-	-	-	-	-	-	-	-
at Oklahoma St.	12/6/13	-	-	-	-	-	-	-	-	-	-	-	-	-	-	-	-	-	-	-	-	-
Manhattan	12/17/13	2	0-0	.000	0-0	.000	0-0	.000	0-0	0	0	0	0.0	0	0	0	0	0	0	0	0.0	-
USC Upstate	12/19/13	-	-	-	-	-	-	-	-	-	-	-	-	-	-	-	-	-	-	-	-	-
vs. Saint Mary's	12/22/13	-	-	-	-	-	-	-	-	-	-	-	-	-	-	-	-	-	-	-	-	-
vs. Boise State	12/23/13	11	1-2	.500	1-1	1.000	0-0	.000	0-0	0	0	0	0.0	0	0	0	2	0	0	3	1.0	-
vs. Akron	12/25/13	6	0-1	.000	0-1	.000	0-0	.000	0-0	0	0	0	0.0	1	0	0	0	0	0	0	0.8	-
Akron	12/28/13	7	0-0	.000	0-0	.000	0-0	.000	0-0	0	0	0	0.0	0	0	0	0	0	0	0	0.6	-
Marshall	12/30/13	9	0-2	.000	0-1	.000	0-0	.000	1-1	1	0	1	0.2	5	1	1	0	0	0	0	0.5	-
SC State	1/3/14	-	-	-	-	-	-	-	-	-	-	-	-	-	-	-	-	-	-	-	-	-
at Florida	1/8/14	-	-	-	-	-	-	-	-	-	-	-	-	-	-	-	-	-	-	-	-	-
LSU	1/11/14	-	-	-	-	-	-	-	-	-	-	-	-	-	-	-	-	-	-	-	-	-
at Texas A&M	1/15/14	-	-	-	-	-	-	-	-	-	-	-	-	-	-	-	-	-	-	-	-	-
Ole Miss	1/18/14	-	-	-	-	-	-	-	-	-	-	-	-	-	-	-	-	-	-	-	-	-
at Georgia	1/22/14	12	1-2	.500	1-2	.500	0-0	.000	0-0	0	0	0	0.1	1	0	1	1	0	1	3	0.9	-
at Missouri	1/25/14	10	1-2	.500	1-2	.500	0-0	.000	1-1	1	0	1	0.3	1	0	2	0	0	0	3	1.1	-
Texas A&M	1/29/14	3	0-1	.000	0-1	.000	0-2	.000	0-2	2	2	0.4	0.0	0	0	0	0	0	2	0	1.0	-
at Ole Miss	2/1/14	-	-	-	-	-	-	-	-	-	-	-	-	-	-	-	-	-	-	-	-	-
Auburn	2/5/14	1	0-2	.000	0-0	.000	0-0	.000	0-0	0	0	0	0.4	0	0	0	0	0	0	0	0.9	-
at Tennessee	2/8/14	26	3-6	.500	1-3	.333	0-0	.000	1-3	4	7	4.7	2.0	2	0	0	0	0	0	7	1.5	-
Vanderbilt	2/12/14	11	1-3	.333	0-2	.000	0-0	.000	1-1	0	1	0.8	1.0	1	0	0	0	0	2	1.5	-	
Alabama	2/15/14	2	1-2	.500	0-1	.000	0-0	.000	0-0	0	0	0.7	1.0	0	0	0	0	0	2	1.5	-	
at Arkansas	2/19/14	10	1-1	1.000	1-1	1.000	0-0	.000	0-1	1	1	0.7	4.0	0	0	0	0	0	3	1.6	-	
Georgia	2/22/14	-	-	-	-	-	-	-	-	-	-	-	-	-	-	-	-	-	-	-	-	-
at Auburn	2/26/14	-	-	-	-	-	-	-	-	-	-	-	-	-	-	-	-	-	-	-	-	-
Kentucky	3/1/14	-	-	-	-	-	-	-	-	-	-	-	-	-	-	-	-	-	-	-	-	-
Florida	3/4/14	-	-	-	-	-	-	-	-	-	-	-	-	-	-	-	-	-	-	-	-	-
at Miss. State	3/8/14	-	-	-	-	-	-	-	-	-	-	-	-	-	-	-	-	-	-	-	-	-

SEASON NOTES

Scored two points and collected one rebound in exhibition vs. USC Aiken (Nov. 3) ... Did not see action in the season opener vs. Longwood (Nov. 9) ... Saw time vs. Manhattan (Dec. 17) ... Scored first points of the season in 11 minutes of action vs. Boise State (Dec. 23) ... Also saw time in win over Akron (Dec. 25) at Diamond Head Classic ... Posted one assist in win vs. Marshall (Dec. 30) ... Went 1-for-2 from 3-point range at Georgia (Jan. 22) ... Dished a season-high 2 assists and hit 1-of-2 from 3 at Missouri (Jan. 25) ... Recorded career highs in points (7), field goals made (3) and minutes (26) at Tennessee (Feb. 8) ... Scored two points, grabbed one rebound and dished one assist in 11 minutes in win vs. Vanderbilt (Feb. 13) ... Scored two points in two minutes vs. Alabama (Feb. 15) ... Went 1-of-1 from 3 at Arkansas (Feb. 19) ...

CAREER STATISTICS

Season	GP-GS	Min	Avg	FG	FGA	Pct	3FG	3FGA	Pct	FT	FTA	Pct	Off	Def	Tot	Avg	PF	FO	Ast	TO	Blk	Stl	Pts	Avg
2012-13	7-4	79	11.3	5	19	.263	4	14	.286	2	3	.667	4	11	15	2.1	12	1	8	5	0	3	16	2.3
2013-14	14-0	111	7.9	9	24	.375	5	15	.333	0	2	.000	4	6	10	0.7	17	1	5	3	0	3	23	1.6
Totals	21-4	190	9.0	14	43	.326	9	29	.310	4	2	.400	8	17	25	1.19	29	2	13	8	0	6	39	1.9

CAREER SEC STATISTICS

Season	GP-GS	Min	Avg	FG	FGA	Pct	3FG	3FGA	Pct	FT	FTA	Pct	Off	Def	Tot	Avg	PF	FO	Ast	TO	Blk	Stl	Pts	Avg
2013	4-3	56	14.0	4	11	.364	4	10	.400	0	0	.000	1	6	7	1.8	10	1	6	2	0	2	12	3.0
2014	8-0	75	9.4	8	19	.421	4	12	.333	0	2	.000	3	6	9	1.1	10	0	4	1	0	3	20	2.5
Totals	12-3	131	11.9	12	30	.400	8	22	.364	0	0	.000	4	12	16	1.3	20	1	10	3	0	5	32	2.7



#21 - DEMETRIUS HENRY

FRESHMAN | FORWARD | 6'9" | 215 | HS
 MIAMI, FLA./FAITH BAPTIST CHRISTIAN SCHOOL

HENRY'S SEASON HIGHS

- POINTS**
14, vs. FIU (Nov. 24, 2013)
- FIELD GOALS**
7, vs. FIU (Nov. 24, 2013)
- FIELD GOAL ATTEMPTS**
11, vs. SC State (Jan. 3, 2014)
- 3-POINT FIELD GOALS**
-
- 3-POINT FIELD GOAL ATTEMPTS**
-
- FREE THROWS**
2, last at Ole Miss (Feb. 1, 2014)
- FREE THROW ATTEMPTS**
4, 3x, last at Ole Miss (Feb. 1, 2014)
- REBOUNDS**
11, vs. SC State (Jan. 3, 2014)
- ASSISTS**
2, twice, last at Texas A&M (Jan. 15, 2014)
- BLOCKS**
2, 5x, last vs. Vanderbilt (Feb. 13, 2014)
- STEALS**
2, 3x, at Arkansas (Feb. 19, 2014)
- MINUTES PLAYED**
32, vs. SC State (Jan. 3, 2014)

2013-14

Opponent	Date	GS	Min	FG-FA	Pct	3FG-FA	Pct	FT-FTA	Pct	Off	Def	Tot	Avg	PF	FO	A	TO	Blk	Stl	Pts	Avg
Longwood	11/9/13	*	31	1-5	.200	0-0	.000	2-2	1.000	2	4	6	6.0	2	0	1	0	0	0	4	4.0
at Baylor	11/12/13	*	30	4-10	.400	0-0	.000	1-4	.250	3	3	6	6.0	4	0	1	0	2	0	9	6.5
at Clemson	11/17/13	*	22	4-9	.444	0-0	.000	1-4	.250	3	2	5	5.7	5	1	0	1	1	0	9	7.3
Fla. International	11/24/13	*	31	7-10	.700	0-0	.000	0-0	.000	3	3	6	5.8	3	0	0	0	0	1	14	9.0
at Oklahoma St.	12/6/13	*	26	3-6	.500	0-0	.000	0-2	.000	0	5	5	5.6	5	1	2	4	2	0	6	8.4
Manhattan	12/17/13	*	19	2-6	.333	0-0	.000	0-2	.000	1	1	2	5.3	4	0	0	1	0	0	4	7.1
USC Upstate	12/19/13	*	16	2-7	.286	0-0	.000	0-2	.000	4	3	7	5.3	5	1	0	0	1	1	4	7.1
vs. Saint Mary's	12/22/13	*	20	3-5	.600	0-0	.000	0-0	.000	3	5	8	5.6	5	1	0	0	1	2	6	7.0
vs. Boise State	12/23/13	*	20	3-5	.600	0-0	.000	0-0	.000	1	2	3	5.3	2	0	0	3	2	0	6	6.9
vs. Akron	12/25/13	*	9	0-1	.000	0-0	.000	0-0	.000	0	0	0	4.8	4	0	0	1	1	0	0	6.2
Akron	12/28/13	*	22	4-10	.400	0-0	.000	0-1	.000	3	3	6	4.9	2	0	0	0	0	1	8	6.4
Marshall	12/30/13	*	14	6-7	.857	0-0	.000	0-0	.000	2	0	2	4.7	5	1	0	0	0	1	12	6.8
SC State	1/3/14	*	32	5-11	.455	0-0	.000	0-1	.000	4	7	11	5.2	3	0	0	3	1	1	10	7.1
at Florida	1/8/14	*	23	1-2	.500	0-0	.000	0-3	.000	0	1	1	4.9	4	0	1	1	0	0	2	6.7
LSU	1/11/14	*	5	0-1	.000	0-0	.000	0-0	.000	1	0	1	4.6	4	0	0	0	0	0	1	6.3
at Texas A&M	1/15/14	*	19	2-3	.667	0-0	.000	0-0	.000	1	1	2	4.4	2	0	0	1	0	1	4	6.1
Ole Miss	1/18/14	*	16	1-2	.500	0-0	.000	0-3	.000	1	0	1	4.2	3	0	1	0	0	2	3	5.9
at Georgia	1/22/14	*	15	0-5	.000	0-0	.000	1-2	.500	3	2	5	4.3	4	0	0	1	2	1	1	5.6
at Missouri	1/25/14	*	30	1-6	.167	0-0	.000	1-2	.500	2	1	3	4.2	3	0	0	1	0	0	3	5.5
Texas A&M	1/29/14	*	13	1-1	1.000	0-0	.000	0-0	.000	1	1	2	4.1	3	0	0	1	2	1	2	5.3
at Ole Miss	2/1/14	*	10	0-6	.000	0-0	.000	2-4	.500	1	0	1	4.0	4	0	0	0	0	0	2	5.1
Auburn	2/5/14	*	20	3-4	.750	0-0	.000	0-1	.000	1	2	3	3.9	4	0	1	0	1	0	6	5.2
at Tennessee	2/8/14	*	12	1-4	.250	0-0	.000	0-0	.000	1	0	1	3.8	5	1	0	1	0	0	2	5.0
Vanderbilt	2/12/14	*	21	1-4	.250	0-0	.000	0-2	.000	4	2	6	3.9	2	0	0	1	2	1	2	4.9
Alabama	2/15/14	*	9	0-1	.000	0-0	.000	0-0	.000	0	1	1	3.8	3	0	0	1	0	0	0	4.7
at Arkansas	2/19/14	*	14	1-2	.500	0-0	.000	0-0	.000	3	0	3	3.7	2	0	1	1	0	2	2	4.6
Georgia	2/22/14																				
at Auburn	2/26/14																				
Kentucky	3/1/14																				
Florida	3/4/14																				
at Miss. State	3/8/14																				

SEASON NOTES

Earned the start and scored eight points and collected five rebounds in exhibition contest vs. USC Aiken (Nov. 3) ... Earned the start in first-career contest vs. Longwood (Nov. 9) ... Scored four points and collected six rebounds vs. the Lancers ... Scored nine points and collected six rebounds, posting first two blocks of the season at Baylor (Nov. 12) ... Scored nine points and collected five rebounds, including three on the offensive glass, in start at Clemson (Nov. 17) ... First career double-figure scoring game with 14 points in win vs. FIU (Nov. 24) ... Hit 7-of-10 from the field vs. the Panthers ... Matched season high with two blocks, and posted season high with two assists at No. 9/11 Oklahoma State (Dec. 6) ... Was in foul trouble early vs. USC Upstate (Dec. 19), played just 16 minutes, but pulled down a season high seven rebounds ... Solid in win vs. Saint Mary's (Dec. 22), scoring six points and pulling down a season and team high eight rebounds ... Scored six points vs. Boise State (Dec. 23) and matched season high with two blocked shots ... Was in foul trouble vs. Akron (Dec. 25), playing just nine minutes ... Scored eight points and collected six rebounds with one steal in home win vs. Akron (Dec. 28) ... Fouled out of Marshall contest (Dec. 30), but posted 12 points on 6-of-7 from the field ... First-career double-double with 10 points and a season high 11 rebounds vs. SC State (Jan. 3) in a season high 32 minutes ... First-career double-double with 10 points and a season high 11 rebounds vs. SC State (Jan. 3) in a season high 32 minutes ... Tied a season high in assists with two at Texas A&M (Jan. 15) ... Swiped two steals vs. Ole Miss (Jan. 18), which tied his season high ... Blocked two shots vs. Texas A&M (Jan. 29) ... Recorded six points, three rebounds and a block against Auburn (Feb. 5) ... Grabbed six rebounds, four offensive, and tied a season high in blocks with two in win vs. Vanderbilt (Feb. 13) ... Recorded two steals at Arkansas (Feb. 19) ...

CAREER STATISTICS

Season	GP-GS	Min	Avg	FG	FGA	Pct	3FG	3FGA	Pct	FT	FTA	Pct	Off	Def	Tot	Avg	PF	FO	Ast	TO	Blk	Stl	Pts	Avg
2013-14	26-22	499	19.2	56	133	.421	0	0	.000	8	35	.229	48	49	97	3.7	92	6	10	22	18	15	120	4.6

CAREER SEC STATISTICS

Season	GP-GS	Min	Avg	FG	FGA	Pct	3FG	3FGA	Pct	FT	FTA	Pct	Off	Def	Tot	Avg	PF	FO	Ast	TO	Blk	Stl	Pts	Avg
2014	13-9	207	15.9	12	41	.293	0	0	.000	4	17	.235	19	11	30	2.3	43	1	6	9	7	8	28	2.2



#20 - JUSTIN MCKIE

FRESHMAN | GUARD | 6'4" | 195 | HS
COLUMBIA, S.C./IRMO

MCKIE'S SEASON HIGHS

POINTS

5, at Texas A&M (Jan. 15, 2014)

FIELD GOALS

2, at Texas A&M (Jan. 15, 2014)

FIELD GOAL ATTEMPTS

3, at Texas A&M (Jan. 15, 2014)

3-POINT FIELD GOALS

1, at Texas A&M (Jan. 15, 2014)

3-POINT FIELD GOAL ATTEMPTS

1, 4x, lat at Texas A&M (Jan. 15, 2014)

FREE THROWS

1, twice, last vs. Marshall (Dec. 30, 2013)

FREE THROW ATTEMPTS

2, twice, last vs. Marshall (Dec. 30, 2013)

REBOUNDS

4, twice, vs. Texas A&M (Jan. 29, 2014)

ASSISTS

2, twice, last at Ole Miss (Feb. 1, 2014)

BLOCKS

-

STEALS

1, twice, at Texas A&M (Jan. 15, 2014)

MINUTES PLAYED

11, at Texas A&M (Jan. 15, 2014)

2013-14

Opponent	Date	GS	Min	FG-FGA	Pct	3FG-FGA	Pct	FT-FTA	Pct	Off	Def	Tot	Avg	PF	FO	A	TO	Blk	Stl	Pts	Avg
Longwood	11/9/13	4	0-1	.000	0-0	.000	0-0	.000	0	0	0	0	0.0	0	0	0	0	0	0	0	0.0
at Baylor	11/12/13	0+	0-0	.000	0-0	.000	0-0	.000	0	0	0	0	0.0	0	0	0	0	0	0	0	0.0
at Clemson	11/17/13	1	0-1	.000	0-1	.000	1-2	.500	1	0	1	0.3	0.0	0	0	0	0	0	0	1	0.3
Fla. International	11/24/13	-	-	-	-	-	-	-	-	-	-	-	-	-	-	-	-	-	-	-	-
at Oklahoma St.	12/6/13	-	-	-	-	-	-	-	-	-	-	-	-	-	-	-	-	-	-	-	-
Manhattan	12/17/13	4	0-0	.000	0-0	.000	0-0	.000	0	0	0	0.3	0.0	0	0	0	0	0	0	0	0.3
USC Upstate	12/19/13	-	-	-	-	-	-	-	-	-	-	-	-	-	-	-	-	-	-	-	-
vs. Saint Mary's	12/22/13	-	-	-	-	-	-	-	-	-	-	-	-	-	-	-	-	-	-	-	-
vs. Boise State	12/23/13	5	0-1	.000	0-1	.000	0-0	.000	0	1	1	0.4	1.0	0	0	0	0	0	0	0	0.2
vs. Akron	12/25/13	-	-	-	-	-	-	-	-	-	-	-	-	-	-	-	-	-	-	-	-
Akron	12/28/13	4	0-0	.000	0-0	.000	0-0	.000	0	0	0	0.3	0.0	0	0	0	0	0	0	0	0.2
Marshall	12/30/13	4	1-3	.333	0-1	.000	1-2	.500	2	2	4	0.9	0.0	0	0	0	0	1	3	0.6	
SC State	1/3/14	-	-	-	-	-	-	-	-	-	-	-	-	-	-	-	-	-	-	-	-
at Florida	1/8/14	-	-	-	-	-	-	-	-	-	-	-	-	-	-	-	-	-	-	-	-
LSU	1/11/14	-	-	-	-	-	-	-	-	-	-	-	-	-	-	-	-	-	-	-	-
at Texas A&M	1/15/14	11	2-3	.667	1-2	.500	0-0	.000	0	3	3	1.1	1.0	0	0	0	1	5	1.1		
Ole Miss	1/18/14	1	0-0	.000	0-0	.000	0-0	.000	0	0	1.0	0.0	0.0	0	0	0	0	0	0	1.0	
at Georgia	1/22/14	-	-	-	-	-	-	-	-	-	-	-	-	-	-	-	-	-	-	-	-
at Missouri	1/25/14	5	0-2	.000	0-0	.000	0-0	.000	0	1	1	1.0	1.0	0	0	1	0	0	0.9		
Texas A&M	1/29/14	15	0-2	.000	0-0	.000	0-0	.000	1	3	4	1.3	1.0	2	0	0	0	0	0.8		
at Ole Miss	2/1/14	7	0-1	.000	0-1	.000	0-0	.000	0	1	1	1.3	2.0	2	0	0	0	0	0.8		
Auburn	2/5/14	7	0-1	.000	0-1	.000	0-0	.000	0	1	1	1.2	1.0	1	1	0	0	0	0.7		
at Tennessee	2/8/14	4	0-0	.000	0-0	.000	0-0	.000	0	0	0	1.1	0.0	0	0	1	0	0	0.6		
Vanderbilt	2/12/14	3	0-2	.000	0-1	.000	0-0	.000	0	0	1	1.1	0.0	0	0	1	0	0	0.6		
Alabama	2/15/14	-	-	-	-	-	-	-	-	-	-	-	-	-	-	-	-	-	-	-	
at Arkansas	2/19/14	-	-	-	-	-	-	-	-	-	-	-	-	-	-	-	-	-	-	-	
Georgia	2/22/14	-	-	-	-	-	-	-	-	-	-	-	-	-	-	-	-	-	-	-	
at Auburn	2/26/14	-	-	-	-	-	-	-	-	-	-	-	-	-	-	-	-	-	-	-	
Kentucky	3/1/14	-	-	-	-	-	-	-	-	-	-	-	-	-	-	-	-	-	-	-	
Florida	3/4/14	-	-	-	-	-	-	-	-	-	-	-	-	-	-	-	-	-	-	-	
at Miss. State	3/8/14	-	-	-	-	-	-	-	-	-	-	-	-	-	-	-	-	-	-	-	

SEASON NOTES

Played 21 minutes, scoring six points and collecting four rebounds in exhibition action vs. USC Aiken (Nov. 3) ... Saw action in season opener vs. Longwood (Nov. 9), attempted one shot ... Scored first point of his career at Clemson (Nov. 17) ... Saw action vs. Manhattan (Dec. 17) ... Saw action vs. Boise State (Dec. 23) ... Collected four rebounds and a steal in four minutes vs. Marshall (Dec. 30) ... Posted season highs in points (5), field goals made (2), 3-point field goals made (1) and minutes (11) at Texas A&M (Jan. 15) ... Recorded season highs in assists (2) and rebounds (4) vs. Texas A&M (Jan. 29) ... Dished two assists at Ole Miss (Feb. 1) ...

CAREER STATISTICS

Season	GP-GS	Min	Avg	FG	FGA	Pct	3FG	3FGA	Pct	FT	FTA	Pct	Off	Def	Tot	Avg	PF	FO	Ast	TO	Blk	Stl	Pts	Avg
2013-14	15-0	75	5.0	3	17	.176	1	8	.125	2	4	.500	4	12	16	1.1	7	0	5	4	0	2	9	0.6

CAREER SEC STATISTICS

Season	GP-GS	Min	Avg	FG	FGA	Pct	3FG	3FGA	Pct	FT	FTA	Pct	Off	Def	Tot	Avg	PF	FO	Ast	TO	Blk	Stl	Pts	Avg
2014	8-0	53	6.6	2	11	.182	1	5	.200	0	0	.000	1	9	10	1.3	6	0	5	4	0	1	5	0.6



#10 - DUANE NOTICE

FRESHMAN | GUARD | 6'2" | 221 | HS
 WOODBRIDGE, ONTARIO, CANADA/ST. THOMAS
 MORE (OAKDALE, CONN.)

NOTICE'S SEASON HIGHS

- POINTS**
19, vs. vs. Texas A&M (Jan. 29, 2014)
- FIELD GOALS**
7, vs. Akron (Dec. 25, 2013)
- FIELD GOAL ATTEMPTS**
13, vs. Vanderbilt (Feb. 13, 2013)
- 3-POINT FIELD GOALS**
2, vs. Longwood (Nov. 9, 2013)
- 3-POINT FIELD GOAL ATTEMPTS**
3, 3x, last at Texas A&M (Jan. 15, 2014)
- FREE THROWS**
7, at Arkansas (Feb. 19, 2014)
- FREE THROW ATTEMPTS**
10, at Georgia (Jan. 22, 2014)
- REBOUNDS**
6, twice, last vs. Auburn (Feb. 5, 2014)
- ASSISTS**
8, vs. SC State (Jan. 3, 2014)
- BLOCKS**
1, 3x, last at Texas A&M (Jan. 15, 2014)
- STEALS**
2, at Ole Miss (Feb. 1, 2014)
- MINUTES PLAYED**
37, vs. Vanderbilt (Feb. 13, 2014)

2013-14

Opponent	Date	GS	Min	FG-FGA	Pct	3FG-3FGA	Pct	FT-FTA	Pct	Off	Def	Tot	Avg	PF	FO	A	TO	Blk	Stl	Pts	Avg
Longwood	11/9/13	*	19	3-6	.500	2-3	.667	0-0	.000	1	4	5	5.0	5	1	4	3	0	1	8	8.0
at Baylor	11/12/13		12	1-2	.500	0-0	.000	0-0	.000	0	1	1	3.0	3	0	2	1	0	1	2	5.0
at Clemson	11/17/13	*	20	1-7	.142	0-2	.000	0-0	.000	2	1	3	3.0	2	0	2	4	0	0	2	4.0
Fla. International	11/24/13		1	0-0	.000	0-0	.000	0-0	.000	0	0	0	2.3	0	0	1	0	0	0	0	3.0
at Oklahoma St.	12/6/13		16	1-4	.250	0-1	.000	0-0	.000	2	3	5	2.8	2	0	0	2	1	0	2	2.8
Manhattan	12/17/13		7	0-0	.000	0-0	.000	0-0	.000	0	0	0	2.3	1	0	1	3	0	0	7	2.3
USC Upstate	12/19/13		14	1-2	.500	1-1	1.000	2-2	1.000	0	0	0	2.0	1	0	3	0	0	1	5	2.7
vs. Saint Mary's	12/22/13	*	20	4-5	.800	1-1	1.000	2-3	.667	0	1	1	1.9	2	0	3	0	0	1	11	3.7
vs. Boise State	12/23/13	*	33	5-10	.500	1-3	.333	2-4	.500	0	2	2	1.9	2	0	1	1	0	0	13	4.8
vs. Akron	12/25/13	*	33	7-12	.583	0-1	.000	1-2	.500	1	4	5	2.2	0	0	1	4	0	1	15	5.8
Akron	12/28/13	*	26	0-4	.000	0-2	.000	3-4	.750	0	4	4	2.4	3	0	6	1	1	0	3	5.5
Marshall	12/30/13	*	31	4-8	.500	1-2	.500	4-5	.800	2	4	6	2.7	2	0	6	2	0	1	13	6.2
SC State	1/3/14	*	34	3-8	.375	1-4	.250	6-8	.750	1	0	1	2.5	0	0	8	6	0	0	13	6.7
at Florida	1/8/14	*	33	2-4	.500	1-2	.500	3-5	.600	1	0	1	2.4	0	0	3	5	0	0	8	6.8
LSU	1/11/14	*	8	0-0	.000	0-0	.000	0-0	.000	0	0	0	2.3	2	0	1	1	0	0	0	6.3
at Texas A&M	1/15/14	*	28	3-7	.428	1-3	.333	5-7	.714	1	2	3	2.3	3	0	5	1	1	1	12	6.7
Ole Miss	1/18/14	*	20	2-5	.400	0-2	.000	0-1	.000	0	3	3	2.4	4	0	4	4	0	0	4	6.5
at Georgia	1/22/14	*	22	4-6	.667	0-1	.000	6-10	.600	1	1	2	2.3	2	0	1	2	0	1	14	6.9
at Missouri	1/25/14	*	25	1-5	.200	0-1	.000	0-0	.000	1	0	1	2.3	3	0	2	3	0	0	2	6.7
Texas A&M	1/29/14	*	29	6-8	.750	1-2	.500	6-6	1.000	0	4	4	2.4	1	0	3	5	0	1	19	7.3
at Ole Miss	2/1/14	*	34	4-8	.500	0-1	.000	1-3	.333	1	2	3	2.4	2	0	4	8	0	2	9	7.4
Auburn	2/5/14	*	33	4-10	.400	1-2	.500	3-7	.429	2	4	6	2.5	2	0	3	3	0	0	12	7.6
at Tennessee	2/8/14	*	36	4-10	.400	0-1	.000	1-1	1.000	1	3	4	2.6	2	0	0	2	0	0	9	7.7
Vanderbilt	2/12/14	*	37	4-13	.308	1-1	1.00	1-2	.500	2	2	4	2.7	4	0	2	2	0	1	10	7.8
Alabama	2/15/14	*	35	2-7	.286	0-2	.000	0-0	.000	1	2	3	2.7	5	1	6	4	0	1	4	7.6
at Arkansas	2/19/14	*	34	1-9	.217	0-1	.000	7-8	.875	3	2	5	2.8	2	0	2	5	0	0	9	7.7
Georgia	2/22/14																				
at Auburn	2/26/14																				
Kentucky	3/1/14																				
Florida	3/4/14																				
at Miss. State	3/8/14																				

SEASON NOTES

Dished six assists in 19 minutes before hampered by cramps in exhibition contest vs. USC Aiken (Nov. 3) ... Posted four assists and scored eight points, including two made 3s, in season opener vs. Longwood (Nov. 9) ... Earned the start vs. the Lancers in college debut ... Dished two assists, adding two points and a steal at Baylor (Nov. 12) ... Scored four points and dished two assists at Clemson (Nov. 17) ... Matched season high with five rebounds at No. 9/11 Oklahoma State (Dec. 6) ... Scored five points and dished three assists vs. USC Upstate (Dec. 19) ... Flourished at Diamond Head Classic, posting a season high in points in each consecutive game ... Tallied double-figures with 11 points vs. Saint Mary's (Dec. 22), 13 vs. Boise State (Dec. 23) and a team and season high 15 vs. Akron (Dec. 25) ... Collected five rebounds to match season high vs. the Zips ... Dished season high six assists in home win vs. Akron (Dec. 28) ... Matched season high for second straight game with six assists in win vs. Marshall (Dec. 30); also 6 rebounds and 13 points for fourth-straight game in double-figures ... Recorded a season high with eight assists to go with 13 points, including season high numbers from the free throw line going 6-for-8 while playing in a season high 34 minutes vs. SC State (Jan. 3) ... Scored eight points dished three assists at No. 10/11 Florida (Jan. 8) ... Went a 5-of-7 from the foul line as he scored 12 points and dished five assists and grabbed three rebounds ... Dished four assists vs. Ole Miss (Jan. 18) ... Went 4-for-6 from the field and 6-for-10 from the foul line in a 14-point effort at Georgia (Jan. 22) ... Posted a career high 19 points on 6-of-8 shooting vs. Texas A&M (Jan. 29), including a 6-for-6 effort from the charity stripe ... Also grabbed four rebounds and dished three assists against the Aggies ... Scored nine points to go with four assists and three rebounds at Ole Miss (Feb. 1) ... Also had a career high two steals against the Rebels ... Scored 12 points, grabbed six rebounds and dished three assists vs. Auburn (Feb. 5) ... Recorded 10 points, four rebounds and two assists in win vs. Vanderbilt (Feb. 13) ... Dished a team-high six assists vs. Alabama (Feb. 15) ... Recorded nine points on a 7-of-8 effort from the foul line to go with five rebounds ...

CAREER STATISTICS

Season	GP-GS	Min	Avg	FG	FGA	Pct	3FG	3FGA	Pct	FT	FTA	Pct	Off	Def	Tot	Avg	PF	FO	Ast	TO	Blk	Stl	Pts	Avg
2013-14	26-21	640	24.6	67	160	.419	12	39	.308	53	78	.679	23	49	72	2.8	55	2	74	72	3	14	199	7.7

CAREER SEC STATISTICS

Season	GP-GS	Min	Avg	FG	FGA	Pct	3FG	3FGA	Pct	FT	FTA	Pct	Off	Def	Tot	Avg	PF	FO	Ast	TO	Blk	Stl	Pts	Avg
2014	13-13	374	28.8	37	92	.402	5	19	.263	33	50	.660	14	25	39	3.0	32	1	36	45	1	7	112	8.6



#32 - DESMOND RINGER

FRESHMAN | FORWARD | 6'9" | 255 | HS
MCDONOUGH, GA. / EAGLE'S LANDING

RINGER'S SEASON HIGHS

POINTS

9, at Texas A&M (Jan. 15, 2014)

FIELD GOALS

3, at Texas A&M (Jan. 15, 2014)

FIELD GOAL ATTEMPTS

5, vs. Akron (Dec. 25, 2013)

3-POINT FIELD GOALS

-

3-POINT FIELD GOAL ATTEMPTS

-

FREE THROWS

3, 3x, last at Texas A&M (Jan. 15, 2014)

FREE THROW ATTEMPTS

6, twice, at Texas A&M (Jan. 15, 2014)

REBOUNDS

7, twice, at Texas A&M (Jan. 15, 2014)

ASSISTS

2, at Texas A&M (Jan. 15, 2014)

BLOCKS

2, vs. USC Upstate (Dec. 19, 2013)

STEALS

-

MINUTES PLAYED

28, at Texas A&M (Jan. 15, 2014)

2013-14

Opponent	Date	GS	Min	FG-FGA	Pct	3FG-FGA	Pct	FT-FTA	Pct	Off	Def	Tot	Avg	PF	FO	A	TO	Blk	Stl	Pts	Avg
Longwood	11/9/13	7	0-0	.000	0-0	.000	0-0	.000	0	0	0	0.0	0	0	0	0	1	0	0	0	0.0
at Baylor	11/12/13	9	0-1	.000	0-0	.000	1-3	.333	1	0	1	0.5	3	0	0	0	0	0	0	1	0.5
at Clemson	11/17/13	10	1-3	.333	0-0	.000	2-2	1.000	0	1	1	0.7	3	0	1	0	0	0	4	1.7	
Fla. International	11/24/13	4	0-0	.000	0-0	.000	0-0	.000	1	0	1	0.8	2	0	0	1	0	0	0	1.3	
at Oklahoma St.	12/6/13	15	1-4	.250	0-0	.000	1-2	.500	2	3	5	1.6	4	0	0	1	0	0	3	1.6	
Manhattan	12/17/13	5	2-2	1.000	0-0	.000	0-2	.000	0	0	0	1.3	0	0	0	0	0	0	4	2.0	
USC Upstate	12/19/13	14	1-3	.333	0-0	.000	0-0	.000	1	1	2	1.4	4	0	0	1	2	0	2	2.0	
vs. Saint Mary's	12/22/13	12	0-1	.000	0-0	.000	3-6	.500	0	0	0	1.3	3	0	0	1	0	0	3	2.1	
vs. Boise State	12/23/13	9	0-1	.000	0-0	.000	0-0	.000	0	0	0	1.1	2	0	0	1	0	0	0	1.9	
vs. Akron	12/25/13	26	1-5	.200	0-0	.000	2-4	.500	3	2	5	1.5	3	0	1	0	1	1	4	2.1	
Akron	12/28/13	7	3-4	.750	0-0	.000	0-0	.000	3	1	4	1.7	3	0	1	0	0	0	6	2.5	
Marshall	12/30/13	14	2-4	.500	0-0	.000	0-0	.000	1	6	7	2.2	3	0	0	1	0	0	4	2.6	
SC State	1/3/14	1	0-0	.000	0-0	.000	0-0	.000	0	0	0	2.0	0	0	0	1	0	0	0	2.4	
at Florida	1/8/14	20	2-4	.500	0-0	.000	3-3	1.000	1	3	4	2.1	4	0	0	1	0	0	7	2.7	
LSU	1/11/14	23	0-1	.000	0-0	.000	2-2	1.000	1	4	5	2.3	2	0	2	2	0	0	2	2.7	
at Texas A&M	1/15/14	13	3-3	1.000	0-0	.000	3-6	.500	3	4	7	2.6	4	0	2	2	0	0	9	3.1	
Ole Miss	1/18/14	12	0-3	.000	0-0	.000	2-2	1.000	0	1	1	2.5	3	0	0	1	0	0	2	3.0	
at Georgia	1/22/14	14	0-0	.000	0-0	.000	0-0	.000	0	0	0	2.4	4	0	0	0	0	0	0	2.8	
at Missouri	1/25/14	+0	0-0	.000	0-0	.000	0-0	.000	0	0	0	2.3	0	0	0	0	0	1	0	2.7	
Texas A&M	1/29/14	5	0-1	.000	0-0	.000	0-0	.000	1	0	1	2.2	0	0	0	0	0	0	0	2.6	
at Ole Miss	2/1/14	-	-	-	-	-	-	-	-	-	-	-	-	-	-	-	-	-	-	-	-
Auburn	2/5/14	2	0-0	.000	0-0	.000	0-0	.000	0	0	0	2.1	1	0	0	1	0	0	0	2.4	
at Tennessee	2/8/14	9	1-1	1.000	0-0	.000	1-1	1.000	2	1	3	2.1	0	0	0	1	0	0	3	2.5	
Vanderbilt	2/12/14	-	-	-	-	-	-	-	-	-	-	-	-	-	-	-	-	-	-	-	-
Alabama	2/15/14	-	-	-	-	-	-	-	-	-	-	-	-	-	-	-	-	-	-	-	-
at Arkansas	2/19/14	-	-	-	-	-	-	-	-	-	-	-	-	-	-	-	-	-	-	-	-
Georgia	2/22/14	-	-	-	-	-	-	-	-	-	-	-	-	-	-	-	-	-	-	-	-
at Auburn	2/26/14	-	-	-	-	-	-	-	-	-	-	-	-	-	-	-	-	-	-	-	-
Kentucky	3/1/14	-	-	-	-	-	-	-	-	-	-	-	-	-	-	-	-	-	-	-	-
Florida	3/4/14	-	-	-	-	-	-	-	-	-	-	-	-	-	-	-	-	-	-	-	-
at Miss. State	3/8/14	-	-	-	-	-	-	-	-	-	-	-	-	-	-	-	-	-	-	-	-

SEASON NOTES

Earned one steal and collected three rebounds in exhibition contest vs. USC Aiken (Nov. 3) ... Saw action vs. Longwood (Nov. 9) ... Posted one point at the free throw line vs. Baylor (Nov. 12) ... Posted four points and collected an assists at Clemson (Nov. 17) ... Collected season high five rebounds in 15 minutes played at No. 9/11 Oklahoma State (Dec. 6) ... Scored four points vs. Manhattan (Dec. 17) ... Was in foul trouble early, but blocked two shots vs. USC Upstate (Dec. 19) ... Solid at Diamond Head Classic; scored three points vs. Saint Mary's (Dec. 22) and posted four points and five rebounds in a season high 26 minutes in win vs. Akron (Dec. 25) ... Scored six points in seven minutes, with four rebounds, in home win vs. Akron (Dec. 28) ... Pulled down a team and season high seven rebounds in win vs. Marshall (Dec. 30) ... Recorded a season high seven points, hitting 3-of-3 free throw attempts, and pulling down four rebounds at No. 10/11 Florida ... Collected five rebounds vs. LSU (Jan. 11) ... Posted season highs in points (9), field goals made (3), assists (2) and minutes (28) at Texas A&M (Jan. 15), while matching highs in free throws made (3), attempted (6) and rebounds (7) ...

CAREER STATISTICS

Season	GP-GS	Min	Avg	FG	FGA	Pct	3FG	3FGA	Pct	FT	FTA	Pct	Off	Def	Tot	Avg	PF	FO	Ast	TO	Blk	Stl	Pts	Avg
2013-14	22-1	246	11.2	17	41	.415	0	0	.000	20	32	.625	20	27	47	2.1	48	0	6	15	4	1	54	2.5

CAREER SEC STATISTICS

Season	GP-GS	Min	Avg	FG	FGA	Pct	3FG	3FGA	Pct	FT	FTA	Pct	Off	Def	Tot	Avg	PF	FO	Ast	TO	Blk	Stl	Pts	Avg
2014	10-9	163	16.3	10	34	.294	0	0	.000	4	15	.267	12	8	20	2.0	36	1	5	6	5	5	24	2.4



#5 - JAYLEN SHAW

FRESHMAN | GUARD | 6'0" | 182 | HS
HARTSVILLE, S.C./HARTSVILLE

SHAW'S SEASON HIGHS

POINTS

16, vs. FIU (Nov. 24, 2013)

FIELD GOALS

6, vs. FIU (Nov. 24, 2013)

FIELD GOAL ATTEMPTS

10, vs. FIU (Nov. 24, 2013)

3-POINT FIELD GOALS

4, vs. FIU (Nov. 24, 2013)

3-POINT FIELD GOAL ATTEMPTS

7, vs. FIU (Nov. 24, 2013)

FREE THROWS

6, at Georgia (Jan. 22, 2014)

FREE THROW ATTEMPTS

6, vs. at Georgia (Jan. 22, 2014)

REBOUNDS

2, twice, last vs. LSU (Jan. 11, 2014)

ASSISTS

5, vs. FIU (Nov. 24, 2013)

BLOCKS

1, vs. Akron (Dec. 28, 2013)

STEALS

2, at Georgia (Jan. 22, 2014)

MINUTES PLAYED

26, vs. FIU (Nov. 24, 2013)

2013-14

Opponent	Date	GS	Min	FG-FGA	Pct	3FG-FGA	Pct	FT-FTA	Pct	Off	Def	Tot	Avg	PF	FO	A	TO	Blk	Stl	Pts	Avg
Longwood	11/9/13	3	0-1	.000	0-1	.000	2-2	1.000	0	0	0	0.0	1	0	1	1	0	0	2	2.0	
at Baylor	11/12/13	-	-	-	-	-	-	-	-	-	-	-	-	-	-	-	-	-	-	-	-
at Clemson	11/17/13	1	0-0	.000	0-0	.000	0-0	.000	0	0	0	0.0	0	0	1	0	0	0	0	1.0	
Fla. International	11/24/13	26	6-10	.600	4-7	.571	0-0	.000	0	2	2	2.0	2.7	2	0	5	2	0	0	16	6.0
at Oklahoma St.	12/6/13	20	4-5	.800	3-4	.750	2-3	.667	0	1	1	0.8	2	0	3	0	0	0	13	7.8	
Manhattan	12/17/13	15	0-2	.000	0-0	.000	0-0	.000	0	1	1	0.8	1	0	2	2	0	0	0	6.2	
USC Upstate	12/19/13	3	0-0	.000	0-0	.000	0-0	.000	0	0	0	0.7	0	0	1	0	0	0	0	5.2	
vs. Saint Mary's	12/22/13	5	0-0	.000	0-0	.000	0-1	.000	0	0	0	0.6	0	0	0	0	0	1	0	4.4	
vs. Boise State	12/23/13	2	0-0	.000	0-0	.000	0-0	.000	0	0	0	0.5	0	0	0	0	0	0	0	3.9	
vs. Akron	12/25/13	1	0-0	.000	0-0	.000	0-0	.000	0	0	0	0.4	0	0	0	0	0	0	0	3.4	
Akron	12/28/13	8	1-1	1.000	0-0	.000	1-1	1.000	0	0	0	0.4	0	0	3	1	1	0	3	3.4	
Marshall	12/30/13	17	0-2	.000	0-0	.000	4-4	1.000	0	1	1	0.5	1	0	1	0	0	0	4	3.5	
SC State	1/3/14	9	2-4	.500	1-3	.333	0-0	.000	0	1	1	0.5	2	0	0	0	0	0	5	3.6	
at Florida	1/8/14	7	0-1	.000	0-0	.000	0-0	.000	0	0	0	0.5	1	0	0	0	0	0	0	3.3	
LSU	1/11/14	14	1-1	1.000	0-0	.000	2-2	1.000	0	2	2	0.6	4	0	2	3	0	0	4	3.4	
at Texas A&M	1/15/14	13	0-2	.000	0-2	.000	0-0	.000	0	0	0	0.5	2	0	1	0	0	0	0	3.1	
Ole Miss	1/18/14	24	2-5	.400	2-5	.400	3-4	.750	0	3	3	0.7	4	0	3	3	0	1	9	3.5	
at Georgia	1/22/14	19	2-5	.400	2-3	.667	6-6	1.000	0	0	0	0.6	1	0	0	2	0	2	12	4.0	
at Missouri	1/25/14	10	0-1	.000	0-1	.000	0-0	.000	0	0	0	0.6	4	0	1	0	0	0	0	3.8	
Texas A&M	1/29/14	10	0-2	.000	0-1	.000	0-0	.000	0	0	0	0.6	1	0	2	1	0	1	0	3.6	
at Ole Miss	2/1/14	6	0-0	.000	0-0	.000	0-0	.000	0	1	1	0.6	1	0	0	0	0	0	0	3.4	
Auburn	2/5/14	2	0-0	.000	0-0	.000	0-0	.000	0	0	0	0.6	0	0	0	0	0	0	0	3.2	
at Tennessee	2/8/14	-	-	-	-	-	-	-	-	-	-	-	-	-	-	-	-	-	-	-	-
Vanderbilt	2/12/14	-	-	-	-	-	-	-	-	-	-	-	-	-	-	-	-	-	-	-	-
Alabama	2/15/14	17	3-5	.600	2-2	1.000	0-0	.000	0	0	0	0.5	0	0	1	1	0	1	8	3.5	
at Arkansas	2/19/14	4	0-3	.000	0-2	.000	0-0	.000	1	0	1	0.6	0	0	0	0	0	0	0	3.3	
Georgia	2/22/14																				
at Auburn	2/26/14																				
Kentucky	3/1/14																				
Florida	3/4/14																				
at Miss. State	3/8/14																				

SEASON NOTES

Posted six points and one assist in exhibition contest vs. USC Aiken (Nov. 3) ... Scored two points at the free throw line and dished one assist in college debut vs. Longwood (Nov. 9) ... Collected an assist at Clemson (Nov. 17) ... Huge off the bench with 16 points on 6-of-10 shooting, including four 3s in win vs. FIU (Nov. 24) ... Also dished five assists vs. the Panthers ... Scored double-digits off the bench for second-straight game, posting 13 points at No. 9/11 Oklahoma State (Dec. 6) ... Also dished three assists vs. the Cowboys ... Collected first steal of the season vs. Saint Mary's (Dec. 22) ... Saw action vs. Akron (Dec. 28), scoring three points and dishing three assists ... A perfect 4-of-4 from the free throw line in win vs. Marshall (Dec. 30) ... Scored five points vs. SC State (Jan. 3) ... Scored four points recorded two rebounds and two assists vs. LSU (Jan. 11) ... Recorded nine points, including a 2-for-5 effort from beyond the arc vs. Ole Miss (Jan. 18) ... Scored 12 points, hitting 2-of-5 from 3-point range and going a perfect 6-for-6 from the foul line, at Georgia (Jan. 22) ... Also recorded a season high two steals against the Bulldogs ... Recorded two assists and a steal vs. Texas A&M (Jan. 29) ... Scored eight points, going 2-of-2 from beyond the arc, vs. Alabama (Feb. 15) ...

CAREER STATISTICS

Season	GP-GS	Min	Avg	FG	FGA	Pct	3FG	3FGA	Pct	FT	FTA	Pct	Off	Def	Tot	Avg	PF	FO	Ast	TO	Blk	Stl	Pts	Avg
2013-14	23-0	236	10.3	21	50	.420	14	31	.452	20	23	.870	1	12	13	0.6	27	0	28	16	1	6	76	3.3

CAREER SEC STATISTICS

Season	GP-GS	Min	Avg	FG	FGA	Pct	3FG	3FGA	Pct	FT	FTA	Pct	Off	Def	Tot	Avg	PF	FO	Ast	TO	Blk	Stl	Pts	Avg
2014	11-0	126	11.5	8	25	.320	6	16	.375	11	12	.917	1	6	7	0.6	18	0	11	10	0	5	33	3.0



#15 - REGGIE THEUS JR.

FRESHMAN | FORWARD | 6'6" | 210 | HS

LOS ANGELES, CALIF./FAIRFAX

THEUS JR.'S SEASON HIGHS

POINTS

3, vs. Marshall (Dec. 30, 2013)

FIELD GOALS

1, twice, last vs. Marshall (Dec. 30, 2013)

FIELD GOAL ATTEMPTS

2, twice, last vs. Marshall (Dec. 30, 2013)

3-POINT FIELD GOALS

-

3-POINT FIELD GOAL ATTEMPTS

-

FREE THROWS

1, twice, vs. Texas A&M (Jan. 29, 2014)

FREE THROW ATTEMPTS

4, vs. Marshall (Dec. 30, 2013)

REBOUNDS

3, vs. Marshall (Dec. 30, 2013)

ASSISTS

1, vs. Marshall (Dec. 30, 2013)

BLOCKS

-

STEALS

1, twice, last at Georgia (Jan. 22, 2014)

MINUTES PLAYED

13, at Georgia (Jan. 22, 2014)

2013-14

Opponent	Date	GS	Min	FG-FGA	Pct	3FG-FGA	Pct	FT-FTA	Pct	Off	Def	Tot	Avg	PF	FO	A	TO	Blk	Stl	Pts	Avg
Longwood	11/9/13	2	0-0	.000	0-0	.000	0-0	.000	0	0	0	0.0	0	0	0	0	0	0	0	0	0.0
at Baylor	11/12/13	-	-	-	-	-	-	-	-	-	-	-	-	-	-	-	-	-	-	-	-
at Clemson	11/17/13	1	0-1	.000	0-0	.000	0-0	.000	0	1	1	0.5	0	0	0	0	0	0	0	0	0.0
Fla. International	11/24/13	-	-	-	-	-	-	-	-	-	-	-	-	-	-	-	-	-	-	-	-
at Oklahoma St.	12/6/13	-	-	-	-	-	-	-	-	-	-	-	-	-	-	-	-	-	-	-	-
Manhattan	12/17/13	2	0-0	.000	0-0	.000	0-0	.000	0	0	0	0.3	0	0	0	0	0	0	0	0	0.0
USC Upstate	12/19/13	-	-	-	-	-	-	-	-	-	-	-	-	-	-	-	-	-	-	-	-
vs. Saint Mary's	12/22/13	-	-	-	-	-	-	-	-	-	-	-	-	-	-	-	-	-	-	-	-
vs. Boise State	12/23/13	4	1-1	1.000	0-0	.000	0-0	.000	0	1	1	0.5	0	0	0	0	0	1	2	0.5	0.5
vs. Akron	12/25/13	-	-	-	-	-	-	-	-	-	-	-	-	-	-	-	-	-	-	-	-
Akron	12/28/13	4	0-2	.000	0-0	.000	0-0	.000	0	0	0	0.4	0	0	0	0	0	0	0	0	0.4
Marshall	12/30/13	4	1-2	.500	0-0	.000	1-4	.250	3	0	3	0.8	0	0	1	0	0	0	3	0.8	0.8
SC State	1/3/14	-	-	-	-	-	-	-	-	-	-	-	-	-	-	-	-	-	-	-	-
at Florida	1/8/14	-	-	-	-	-	-	-	-	-	-	-	-	-	-	-	-	-	-	-	-
LSU	1/11/14	-	-	-	-	-	-	-	-	-	-	-	-	-	-	-	-	-	-	-	-
at Texas A&M	1/15/14	+0	0-0	.000	0-0	.000	0-0	.000	0	0	0	0.7	1	0	0	0	0	0	0	0	0.7
Ole Miss	1/18/14	-	-	-	-	-	-	-	-	-	-	-	-	-	-	-	-	-	-	-	-
at Georgia	1/22/14	13	0-1	.000	0-0	.000	0-2	.000	0	1	1	0.8	3	0	1	0	0	0	0	0	0.6
at Missouri	1/25/14	-	-	-	-	-	-	-	-	-	-	-	-	-	-	-	-	-	-	-	-
Texas A&M	1/29/14	4	0-0	.000	0-0	.000	1-2	.500	0	0	0	0.7	1	0	0	0	0	0	1	0.7	0.7
at Ole Miss	2/1/14	-	-	-	-	-	-	-	-	-	-	-	-	-	-	-	-	-	-	-	-
Auburn	2/5/14	-	-	-	-	-	-	-	-	-	-	-	-	-	-	-	-	-	-	-	-
at Tennessee	2/8/14	-	-	-	-	-	-	-	-	-	-	-	-	-	-	-	-	-	-	-	-
Vanderbilt	2/12/14	-	-	-	-	-	-	-	-	-	-	-	-	-	-	-	-	-	-	-	-
Alabama	2/15/14	-	-	-	-	-	-	-	-	-	-	-	-	-	-	-	-	-	-	-	-
at Arkansas	2/19/14	-	-	-	-	-	-	-	-	-	-	-	-	-	-	-	-	-	-	-	-
Georgia	2/22/14	-	-	-	-	-	-	-	-	-	-	-	-	-	-	-	-	-	-	-	-
at Auburn	2/26/14	-	-	-	-	-	-	-	-	-	-	-	-	-	-	-	-	-	-	-	-
Kentucky	3/1/14	-	-	-	-	-	-	-	-	-	-	-	-	-	-	-	-	-	-	-	-
Florida	3/4/14	-	-	-	-	-	-	-	-	-	-	-	-	-	-	-	-	-	-	-	-
at Miss. State	3/8/14	-	-	-	-	-	-	-	-	-	-	-	-	-	-	-	-	-	-	-	-

SEASON NOTES

Saw action in exhibition contest vs. USC Aiken (Nov. 3) ... Saw action vs. Longwood (Nov. 9) ... Collected one rebound at Clemson (Nov. 17) ... Scored first points of the season on jumper vs. Boise State (Dec. 23) ... Scored three points and collected three rebounds in win vs. Marshall (Dec. 30) ... Played a season high 13 minutes at Georgia (Jan. 22), grabbing one rebound ...

CAREER STATISTICS

Season	GP-GS	Min	Avg	FG	FGA	Pct	3FG	3FGA	Pct	FT	FTA	Pct	Off	Def	Tot	Avg	PF	FO	Ast	TO	Blk	Stl	Pts	Avg
2013-14	9-0	34	3.8	2	7	.286	0	0	.000	2	8	.250	3	3	6	0.7	5	0	2	1	0	1	6	0.7

CAREER SEC STATISTICS

Season	GP-GS	Min	Avg	FG	FGA	Pct	3FG	3FGA	Pct	FT	FTA	Pct	Off	Def	Tot	Avg	PF	FO	Ast	TO	Blk	Stl	Pts	Avg
2014	3-0	17	5.7	0	1	.000	0	0	.000	1	4	.250	0	1	1	0.3	5	0	1	0	0	0	1	0.3



#0 - SINDARIUS THORNWELL

FRESHMAN | GUARD | 6'5" | 206 | HS
LANCASTER, S.C./OAK HILL ACADEMY (WILSON, VA.)

THORNWELL'S SEASON HIGHS

- POINTS**
26, at Georgia (Jan. 22, 2014)
- FIELD GOALS**
9, vs. LSU (Jan. 11, 2014)
- FIELD GOAL ATTEMPTS**
18, vs. USC Upstate (Dec. 19, 2013)
- 3-POINT FIELD GOALS**
4, vs. Ole Miss (Jan. 18, 2014)
- 3-POINT FIELD GOAL ATTEMPTS**
10, vs. USC Upstate (Dec. 19, 2013)
- FREE THROWS**
10, vs. Manhattan (Dec. 17, 2013)
- FREE THROW ATTEMPTS**
13, vs. Manhattan (Dec. 17, 2013)
- REBOUNDS**
11, vs. Ole Miss (Jan. 18, 2014)
- ASSISTS**
9, vs. Auburn (Feb. 5, 2014)
- BLOCKS**
2, 3x, last at Ole Miss (Feb. 1, 2014)
- STEALS**
4, vs. Auburn (Feb. 5, 2014)
- MINUTES PLAYED**
39, last vs. Auburn (Feb. 5, 2014)

2013-14

Opponent	Date	GS	Min	FG-FGA	Pct	3FG-FGA	Pct	FT-FTA	Pct	Off	Def	Tot	Avg	PF	FO	A	TO	Blk	Stl	Pts	Avg
Longwood	11/9/13	*	26	4-10	.400	0-3	.000	6-7	.857	1	3	4	4.0	3	0	3	2	2	1	14	14.0
at Baylor	11/12/13	*	32	6-13	.461	1-2	.500	7-10	.700	1	3	4	4.0	4	0	2	0	3	20	17.0	
at Clemson	11/17/13	*	31	3-5	.600	1-1	1.000	3-3	1.000	1	3	4	4.0	1	0	1	0	2	10	14.7	
Fla. International	11/24/13	*	26	4-10	.400	0-1	.000	0-2	.000	1	2	3	3.8	3	0	4	1	1	0	8	13.0
at Oklahoma St.	12/6/13	*	20	2-7	.285	2-3	.667	1-2	.500	1	0	1	3.2	4	0	0	4	0	7	11.8	
Manhattan	12/17/13	*	36	3-9	.333	1-2	.500	10-13	.769	2	3	5	3.5	0	0	3	1	1	1	17	12.7
USC Upstate	12/19/13	*	29	6-18	.333	3-10	.300	4-6	.667	2	5	7	4.0	4	0	3	5	0	1	19	13.6
vs. Saint Mary's	12/22/13	*	34	5-12	.416	0-1	.000	3-4	.750	2	3	5	4.1	1	0	3	0	0	13	13.5	
vs. Boise State	12/23/13	*	18	0-6	.000	0-1	.000	1-2	.500	1	0	1	3.8	3	0	2	0	1	1	12.1	
vs. Akron	12/25/13	*	29	4-11	.363	0-2	.000	4-5	.800	0	4	4	3.8	2	0	2	2	1	2	12	12.1
Akron	12/28/13	*	20	3-7	.428	2-3	.667	0-2	.000	3	0	3	3.7	3	0	2	1	1	1	8	11.7
Marshall	12/30/13	*	9	1-3	.333	0-0	.000	1-2	.500	0	1	1	3.5	3	0	1	0	0	3	11.0	
SC State	1/3/14	*	22	1-6	.167	1-3	.333	5-6	.833	0	4	4	3.5	3	0	1	0	0	8	10.8	
at Florida	1/8/14	*	27	3-5	.600	2-2	1.000	2-4	.500	0	4	4	3.6	3	0	1	4	0	3	10	10.7
LSU	1/11/14	*	35	9-13	.692	1-3	.333	6-9	.667	1	4	5	3.7	4	0	2	3	1	1	25	11.7
at Texas A&M	1/15/14	*	21	2-7	.290	0-1	.000	1-1	1.000	1	0	1	3.5	5	0	2	5	0	5	11.3	
Ole Miss	1/18/14	*	37	7-16	.438	4-7	.571	6-10	.600	5	6	11	3.9	3	0	4	5	2	1	24	12.0
at Georgia	1/22/14	*	29	8-12	.667	1-1	1.000	9-12	.750	1	3	4	3.9	4	0	4	5	0	1	26	12.8
at Missouri	1/25/14	*	24	5-13	.385	1-6	.167	3-3	1.000	1	3	4	3.9	5	1	4	5	0	1	14	12.8
Texas A&M	1/29/14	*	26	5-8	.625	1-3	.333	8-8	1.000	0	4	4	4.0	3	0	3	0	1	1	19	13.2
at Ole Miss	2/1/14	*	39	7-12	.583	2-4	.500	4-4	1.000	0	5	5	4.0	3	0	6	2	0	20	13.5	
Auburn	2/5/14	*	39	3-16	.188	0-4	.000	2-2	1.000	0	3	3	4.0	3	0	9	3	1	4	8	13.2
at Tennessee	2/8/14	*	35	5-18	.278	1-6	.167	4-6	.667	2	1	3	3.9	3	0	4	4	1	4	15	13.3
Vanderbilt	2/12/14	*	36	6-14	.429	1-2	.500	6-8	.750	3	3	6	4.0	2	0	6	3	1	0	19	13.5
Alabama	2/15/14	*	36	6-11	.545	1-4	.250	9-10	.900	1	3	4	4.0	2	0	4	4	0	22	13.9	
at Arkansas	2/19/14	*	37	2-12	.167	1-2	.500	3-4	.750	0	5	5	4.0	2	0	5	6	1	1	8	13.7
Georgia	2/22/14																				
at Auburn	2/26/14																				
Kentucky	3/1/14																				
Florida	3/4/14																				
at Miss. State	3/8/14																				

SEASON NOTES

Marked nearly every stat column with 14 points, all in the second half, four rebounds, three assists, two blocks and one steal in college debut vs. Longwood (Nov. 9) ... Scored first 20-point game of his career at Baylor (Nov. 12), posting 20 on 6-of-13 shooting from the field and a 7-of-10 effort from the free throw line ... Also collected a team high three steals vs. the Bears ... Scored 10 points, and collected two steals in first-career game vs. archrival Clemson (Nov. 17) ... Played a season high 36 minutes vs. Manhattan (Dec. 17), scoring a team high 17 points, hitting 10-of-13 attempts from the free throw line ... Posted 19 points, hitting three 3s on 10 attempts, while dishing three assists vs. USC Upstate (Dec. 19) ... Went 2-of-2 beyond the arc as he posted 10 points go with four rebounds and a season high three steals at No. 10/11 Florida ... Posted 25 points on career best nine field goals vs. LSU (Jan. 11) as he also went 6-of-9 from the foul line to go with five rebounds and two assists ... Scored five points and had two assists at Texas A&M (Jan. 15) ... Posted a first career double-double vs. Ole Miss (Jan. 18) with 24 points and a season high 11 rebounds ... Also had season best four 3-point field goals in 37 minutes against the Rebels ... Scored a career high 26 points on 8-of-12 shooting, including nine made free throws, at Georgia (Jan. 22) ... Also tied a season high in assists with four assists against the Bulldogs ... Scored 14 points in 24 minutes at Missouri (Jan. 25) ... Also recorded four rebounds and four assists against the Tigers ... Recorded 19 points on 5-of-8 shooting, including an 8-for-8 effort from the foul line Texas A&M (Jan. 29) ... Posted 20 points, five rebounds a career high 6 assists in season best 39 minutes at Ole Miss (Feb. 1) ... Also tied a season high with two blocks versus the Rebels ... Dished a season high nine assists vs. Auburn (Feb. 5) ... Also stole had a season high four steals against the Tigers ... Scored 15 points and added four assists and four steals at Tennessee (Feb. 8) ... Scored 19 points and added six rebounds and six assists in win vs. Vanderbilt (Feb. 13) ... Scored team-high 22 points to go with four rebounds and four assists vs. Alabama (Feb. 15) ... Also went 9-of-10 from the foul line against the Crimson Tide ...

CAREER STATISTICS

Season	GP-GS	Min	Avg	FG	FGA	Pct	3FG	3FGA	Pct	FT	FTA	Pct	Off	Def	Tot	Avg	PF	FO	Ast	TO	Blk	Stl	Pts	Avg
2013-14	26-26	753	29.0	110	274	.401	27	77	.351	108	145	.745	30	75	105	4.0	76	2	76	74	16	29	355	13.7

CAREER SEC STATISTICS

Season	GP-GS	Min	Avg	FG	FGA	Pct	3FG	3FGA	Pct	FT	FTA	Pct	Off	Def	Tot	Avg	PF	FO	Ast	TO	Blk	Stl	Pts	Avg
2014	13-13	421	32.4	68	157	.433	16	45	.356	63	81	.778	15	44	59	4.5	42	2	54	53	10	17	215	16.5



AN INDIVIDUAL ...

Scored 20 or more points:	South Carolina: Brenton Williams (29), at Arkansas, Feb. 19, 2014 in Fayetteville, Ark. Opponent: Michael Qualls (20), at Arkansas, Feb. 19, 2014 in Fayetteville, Ark.
Scored 30 or more points:	South Carolina: Brenton Williams (32) at Missouri, Jan. 25, 2014 in Columbia, Mo. Opponent: Anthony Drmic (3), Boise State, Dec. 23, 2013 in Honolulu, Hawaii
Scored 35 or more points:	South Carolina: Brenton Williams (38) vs. Miss. State, March 6, 2013 in Columbia, S.C. Opponent: Joe Crawford (Kentucky), 35, March 5, 2008 in Columbia, S.C.
Scored 40 or more points:	South Carolina: N/A thru 1992-93 season Opponent: Austin Carr (Notre Dame), 43, Dec. 30, 1969 in New Orleans, La.
Collected 20 or more rebounds:	South Carolina: Emmett Hall, 23 vs. College of Charleston, Dec. 22, 1993 in Columbia, S.C. Opponent: Ekpe Udoh (Baylor), 20, Jan. 2, 2010 in Columbia, S.C.
Collected 15 or more rebounds:	South Carolina: Lakeem Jackson, 15, vs. UALR, Nov. 25, 2012 in Puerto Vallarta, Mexico Opponent: Jared Sullinger (Ohio State), 19, Dec. 18, 2010 in Columbus, Ohio
Made 12 or more field goals:	South Carolina: Devan Downey, 12 vs. Georgia, Jan. 30, 2010 in Columbia, S.C. Opponent: Johnny O'Bryant III, 13, LSU, Feb. 14, 2013 in Columbia, S.C.
Made 10 or more field goals:	South Carolina: Brenton Williams (11), at Arkansas, Feb. 19, 2014 in Fayetteville, Ark. Opponent: Elston Turner (10), Texas A&M, March 2, 2013 in College Station, Texas
Attempted 20 or more field goals:	South Carolina: Brenton Williams (20), Arkansas, Feb. 19, 2014 in Fayetteville, Ark. Opponent: Kyle Fuller (21), Vanderbilt, Feb. 13, 2014 in Columbia, S.C.
Attempted 25 or more field goals:	South Carolina: Devan Downey, 25, at Kentucky, Feb. 25, 2010 in Lexington, Ky. Opponent: Kemmy Burgess (Alaska-Anchorage), 26, Nov. 24, 2005 in Anchorage, Alaska
Dished 10 or more assists:	South Carolina: Devan Downey, 11, vs. LSU, March 13, 2008 in Atlanta, Ga. Opponent: 11, Dee Bost, Mississippi State, Feb. 29, 2012 in Columbia, S.C.
Swiped 5 or more steals:	South Carolina: Brenton Williams, 5, vs. Western Carolina, Nov. 11, 2011 in Columbia, S.C. Opponent: 5, Jarell Martin, LSU, Jan. 11, 2014 in Columbia, S.C.
Blocked 5 or more shots:	South Carolina: Damontre Harris, 5, vs. Georgia, Feb. 15, 2012 in Columbia, S.C. Opponent: Damian Jones (7), Vanderbilt, Feb. 13, 2014 in Columbia, S.C.
Made 5 or more 3-point field goals:	South Carolina: Brenton Williams (6), Arkansas, Feb. 19, 2014 in Fayetteville, Ark. Opponent: Jordan McRae (6), Tennessee, Feb. 8, 2014 in Knoxville, Tenn.
Attempted 8 or more 3-point field goals:	South Carolina: Brenton Williams (13), Arkansas, Feb. 19, 2014 in Fayetteville, Ark. Opponent: Jordan McRae (8), Tennessee, Feb. 8, 2014 in Knoxville, Tenn.
Made 10 or more free throws:	South Carolina: Sindarius Thornwell (10), vs. Manhattan, Dec. 17, 2013 in Columbia, S.C. Opponent: Anthony Perez (10), Ole Miss, Jan. 18, 2014 in Columbia, S.C.
Attempted 15 or more free throws:	South Carolina: Mike Boynton (19) vs. Arkansas, March 11, 2004 in Atlanta, Ga. Opponent: Shawn Smith (15), Marshall (Dec. 30, 2013) in Columbia, S.C.
Played all 40 minutes of regulation:	South Carolina: Devan Downey, 40, vs. Tennessee, March 14, 2008 in Atlanta, Ga. Opponent: Frank Sullivan, Auburn, Jan. 12, 2013 in Columbia, S.C.
A player hit a last-second shot (within 3 seconds) to win a game:	South Carolina: Bruce Ellington vs. Alabama, Jan. 25, 2012 in Columbia, S.C. Opponent: Brian Bryant, Mississippi State, Feb. 29, 2012 in Columbia, S.C.
A player had a double-double:	South Carolina: Michael Carrera (16 points, 11 rebounds), at Missouri, Jan. 25, 2014 in Columbia, Mo. Opponent: Coty Clarke (12 points, 12 rebounds), Arkansas, Feb. 19, 2014 in Fayetteville, Ark.
Two or more players had a double-double:	S. Carolina: Michael Carrera (23 points, 10 rebounds) and Lakeem Jackson (11 points, 11 rebounds) at LSU, Jan. 16, 2013 in Baton Rouge, La. Opponent: Alex Oriakhi (18 points, 11 rebounds), Earnest Ross (21 points, 10 rebounds) Missouri, Jan. 22, 2013 in Columbia, Mo.
A player had a triple-double:	South Carolina: Sam Muldrow (16 points, 14 rebounds, 10 blocks) vs. Vanderbilt, Jan. 8, 2011 in Columbia, S.C. <i>*** Only second triple-double in South Carolina history (Chuck Eidson (25 points, 10 rebounds, 10 assists) vs. SC State, Nov. 29, 2002 in Columbia, S.C.</i> Opponent: Daniel Hackett (Southern California - 22 points, 10 rebounds, 10 assists), Nov. 17, 2007 in Columbia, S.C.
Scored 30 or more points in back-to-back games:	South Carolina: Devan Downey, 30 vs. Kentucky, Jan. 26, 2010 in Columbia, S.C. 33 vs. Georgia, Jan. 30, 2010, in Columbia, S.C.
Scored 25 or more points in back-to-back games:	South Carolina: Devan Downey, 33 vs. Georgia, Jan. 30, 2010, in Columbia, S.C. 26 at Tennessee, Feb. 6, 2010 in Knoxville, Tenn.

A TEAM...

Scored 100 or more points:	South Carolina: 103 vs. The Citadel, Nov. 12, 2007 in Columbia, S.C. Opponent: 107, Vanderbilt, Feb. 17, 1996 in Nashville, Tenn.
Scored 50 points or less:	South Carolina: 36, vs. Florida, Jan. 30, 2013 in Gainesville, Fla. Opponent: 44, Longwood, Nov. 9, 2013 in Columbia, S.C.
Scored 50 points in a half:	South Carolina: 57 (1st half; Dec. 7, 2012) vs. Jacksonville, Dec. 7, 2012 in Columbia, S.C. Opponent: 52 (2nd half; Jan. 22, 2014) Georgia in Athens, Ga.
Failed to score 25 points in a half:	South Carolina: 22 (1st half), at Tennessee, Feb. 8, 2014 in Knoxville, Tenn. Opponent: 19 (1st half), Alabama, Feb. 15, 2014 in Columbia, S.C.

Collected 50 or more rebounds:	South Carolina: 50, vs. Longwood, Nov. 9, 2013 in Columbia, S.C. Opponent: 52, WKU, Nov. 27, 2010 in Bowling Green, Ky.
Shot 60% or better from the field:	South Carolina: 60.8% (31-51) at Western Carolina, Nov. 18, 2005 in Cullowhee, N.C. Opponent: 69.6% (32-46) Missouri, Feb. 28, 2013 in Columbia, S.C.
Shot 50% or better from the field:	South Carolina: 52.2% (24-46), vs. Texas A&M, Jan. 29, 2014 in Columbia, S.C. Opponent: 52.8% (28-53) Tennessee, Feb. 8, 2014 in Knoxville, Tenn.
Shot less than 30% from the field:	South Carolina: 28.1% (18-64), vs. LSU, Feb. 14, 2013 in Columbia, S.C. Opponent: 22.8% (13-57), Longwood, Nov. 9, 2013 in Columbia, S.C.
Shot 50% or better from 3-point range (at least 10 attempts):	South Carolina: 57.1% (8-14), at Georgia, Jan. 22, 2014 in Athens, Ga. Opponent 55.6% (10-18) Georgia, Jan. 22, 2014 in Athens, Ga.
Shot 20% or less from 3-point range (at least 10 attempts):	South Carolina: 10.0% (1-10), at Clemson, Nov. 17, 2013 in Clemson, S.C. Opponent: 20.0 % (3-15), Vanderbilt, Feb. 13, 2014 in Columbia, S.C.
Dished 20 or more assists:	South Carolina: 20, vs. Akron, Dec. 28, 2013, in Columbia, S.C. Opponent: 21, Georgia, Jan. 22, 2014 in Athens, Ga.
Made 35 or more shots:	South Carolina: 35 vs. Elon, Nov. 19, 2010 in Columbia, S.C. Opponent: 35, vs. Tennessee, March 5, 2009 in Columbia, S.C.
Attempted 80 or more shots:	South Carolina: 83 vs. WKU Nov. 27, 2010 in Bowling Green, Ky. Opponent: 83, LSU, Feb. 10, 1996 in Columbia, S.C.
Attempted 70 or more shots:	South Carolina: 72, vs. Providence, Dec. 1, 2011 in Columbia, S.C. Opponent: 79, WKU, Nov. 27, 2010 in Bowling Green, Ky.
Made 10 or more 3-pointers:	South Carolina: 10 at Missouri, Jan. 25, 2014 in Columbia, Mo. Opponent: 10, Georgia, Jan. 22, 2014 in Athens, Ga.
Did not make a 3-pointer:	South Carolina: 0, vs. Milwaukee, Nov. 11, 2012 in Columbia, S.C. Opponent: 0, Miss. State, Jan. 9, 2013 in Starkville, Miss.
Attempted 30 or more 3-pointers:	South Carolina: 31 vs. Alabama, Jan. 25, 2012 in Columbia, S.C. Opponent: 33, Milwaukee, Nov. 11, 2012 in Columbia, S.C.
Attempted 25 or more 3-pointers:	South Carolina: 27 vs. Rider, Nov. 19, 2012 in Columbia, S.C. Opponent: 27, Missouri, Jan. 22, 2013 in Columbia, Mo..
Made 30 or more free throws:	South Carolina: 32 vs. Vanderbilt, Jan. 28, 2009 in Columbia Opponent: 33, Georgia, Jan. 22, 2014 in Athens, Ga.
Attempted 40 or more free throws:	South Carolina: 44 vs. Georgia Southern, Nov. 16, 2009 in Columbia, S.C. Opponent: 50, Georgia, Jan. 22, 2014 in Athens, Ga.
Swiped 15 or more steals:	South Carolina: 15 vs. Vanderbilt, Jan. 16, 2010 in Columbia, S.C. Opponent: 17, Indiana, Nov. 8, 1998 in Indianapolis, Ind.
Blocked 12 or more shots:	South Carolina: 12, vs. Vanderbilt, Jan. 8, 2011 in Columbia, S.C. Opponent: 12, Clemson, Nov. 17, 2013 in Clemson, S.C.
Blocked 8 or more shots:	South Carolina: 8, vs. Longwood, Nov. 9, 2013 in Columbia, S.C. Opponent: 8, Vanderbilt, Feb. 13, 2014 in Columbia, S.C.
Won by 30 or more points:	South Carolina: 38, vs. Longwood, Nov. 9, 2013 in Columbia, S.C. Opponent: 39, Florida, Jan. 30, 2013 in Gainesville, Fla.
Won by 20 or more points:	South Carolina: 28, vs. Texas A&M, Jan. 29, 2014 in Columbia, S.C. Opponent: 26, Boise State, Dec. 23, 2013 in Honolulu, Hawaii
Played a single overtime game:	Win: 82-73 at LSU, Jan. 16, 2013 in Baton Rouge, La. Loss: 62-54 at Georgia, Feb. 23, 2013 in Athens, Ga.
Played a double overtime game:	Win: 87-85 vs. WKU, Nov. 27, 2010 in Bowling Green, Ky. Loss: 98-88 vs. Louisville, Feb. 20, 1988 in Columbia, S.C.
South Carolina played a No. 1 Team in the country:	Win: 68-62 vs. Kentucky, Jan. 26, 2010 in Columbia, S.C. Loss: 86-52 loss vs. No. 1/1 Kentucky, Feb. 4, 2012 in Columbia, S.C.
South Carolina played a top-5 opponent:	Win: 68-62 vs. No. 1/1 Kentucky, Jan. 26, 2010 in Columbia, S.C. Loss: 75-36 loss to No. 4/4 Florida, Jan. 30, 2013 in Gainesville, Fla.
South Carolina played a top-10 opponent:	Win: 68-62 vs. No. 1/1 Kentucky, Jan. 26, 2010 in Columbia, S.C. Loss: 74-58 at No. 10/11 Florida, Jan. 8, 2014 in Gainesville, Fla.
South Carolina played a top-25 opponent:	Win: 83-75 (OT) win over No. 22/24 Vanderbilt, Jan. 8, 2011 in Columbia, S.C. Loss: 79-52 at No. 9/11 Oklahoma State, Dec. 6, 2013 in Stillwater, Okla.
South Carolina defeated a ranked opponent:	Home: 83-75 vs. No. 22/24 Vanderbilt, Jan. 8, 2011 in Columbia, S.C. <u>Away: 77-73 at No. 13/19 Vanderbilt, March 6, 2010 in Nashville, Tenn.</u> SEC Home: 83-75 vs. No. 22/24 Vanderbilt, Jan. 8, 2011 in Columbia, S.C. SEC Away: 77-73 at No. 13/19 Vanderbilt, March 6, 2010 in Nashville, Tenn. Non-conference away: 85-84 at No. 19/20 Baylor, Jan. 2, 2009 in Waco, Texas
A South Carolina win opened the season:	Home: 82-44, vs. Longwood, Nov. 9, 2013 in Columbia, S.C. Away: 81-63 win at Western Carolina, Nov. 12, 2005 in Cullowhee, N.C. Neutral: 74-61 win vs. Chaminade, Nov. 19, 2001 in Maui, Hawaii (Maui Invite)
South Carolina opened SEC play:	Home: 83-75 win vs. No. 22/24 Vanderbilt, Jan. 8, 2011 in Columbia, S.C. Away: 74-58 loss at No. 10/11 Florida, Jan. 8, 2014 in Gainesville, Fla.



South Carolina Basketball
 South Carolina Combined Team Statistics (as of Feb 19, 2014)
 All games

RECORD:	OVERALL	HOME	AWAY	NEUTRAL
ALL GAMES	10-16	8-5	0-10	2-1
CONFERENCE	3-10	3-3	0-7	0-0
NON-CONFERENCE	7-6	5-2	0-3	2-1

#	Player	gp-gs	min	avg	Total		3-Point		F-Throw		Rebounds				pf	dq	a	to	blk	stl	pts	avg		
					fg-fga	fg%	3fg-fga	3fg%	ft-fa	ft%	off	def	tot	avg										
01	WILLIAMS, Brenton	26-17	731	28.1	112-256	.438	68-159	.428	78-81	.963	10	39	49	1.9	31	0	34	29	0	24	370	14.2		
00	THORNWELL, Sindari	26-26	753	29.0	110-274	.401	27-77	.351	108-145	.745	30	75	105	4.0	76	2	76	74	16	29	355	13.7		
04	JOHNSON, Tyrone	16-9	430	26.9	52-133	.391	8-19	.421	67-89	.753	10	37	47	2.9	25	0	55	30	1	10	179	11.2		
10	NOTICE, Duane	26-21	640	24.6	67-160	.419	12-39	.308	53-78	.679	23	49	72	2.8	55	2	74	72	3	14	199	7.7		
24	CARRERA, Michael	25-12	485	19.4	56-132	.424	5-20	.250	50-76	.658	55	75	130	5.2	61	0	12	28	27	22	167	6.7		
23	ELLINGTON, Bruce	3-2	69	23.0	6-21	.286	3-13	.231	2-2	1.000	2	2	4	1.3	8	0	5	4	2	3	17	5.7		
25	KACINAS, Mindaugas	26-19	587	22.6	49-90	.544	0-1	.000	35-57	.614	56	69	125	4.8	83	4	7	47	16	24	133	5.1		
21	HENRY, Demetrius	26-22	499	19.2	56-133	.421	0-0	.000	8-35	.229	48	49	97	3.7	92	6	10	22	18	15	120	4.6		
14	CHATKEVICIUS, L.	25-1	298	11.9	50-82	.610	0-1	.000	11-21	.524	27	62	89	3.6	59	1	9	24	14	11	111	4.4		
05	SHAW, Jaylen	23-0	236	10.3	21-50	.420	14-31	.452	20-23	.870	1	12	13	0.6	27	0	28	16	1	6	76	3.3		
32	RINGER, Desmond	22-1	246	11.2	17-41	.415	0-0	.000	20-32	.625	20	27	47	2.1	48	0	6	15	4	1	54	2.5		
35	STEELE, Brian	14-0	111	7.9	9-24	.375	5-15	.333	0-2	.000	4	6	10	0.7	17	1	5	3	0	3	23	1.6		
15	THEUS JR., Reggie	9-0	34	3.8	2-7	.286	0-0	.000	2-8	.250	3	3	6	0.7	5	0	2	1	0	1	6	0.7		
20	MCKIE, Justin	15-0	75	5.0	3-17	.176	1-8	.125	2-4	.500	4	12	16	1.1	7	0	5	4	0	2	9	0.6		
12	CONSTABLE, Austin	3-0	6	2.0	0-2	.000	0-1	.000	0-0	.000	0	0	0	0.0	1	0	0	0	0	1	0	0.0		
Team											54	42	96											
Total.....		26	5200	610-1422	.429	143-384	.372	456-653	.698	347	559	906	34.8	595	16	328	377	102	166	1819	70.0			
Opponents.....		26	5200	585-1330	.440	149-464	.321	516-758	.681	289	547	836	32.2	547	-	335	359	127	196	1835	70.6			

TEAM STATISTICS	SC	OPP	Date	Opponent	Score	Att.
SCORING	1819	1835	11/9/13	LONGWOOD	w 82-44	8536
Points per game	70.0	70.6	\$ 11/12/13	at Baylor	L 64-66	5706
Scoring margin	-0.6	-	11/17/13	at Clemson	L 57-71	7283
FIELD GOALS-ATT	610-1422	585-1330	11/24/13	FIU	w 84-72	9869
Field goal pct	.429	.440	# 12-06-13	at Oklahoma State	L 52-79	13611
3 POINT FG-ATT	143-384	149-464	12/17/13	MANHATTAN	L 68-86	7573
3-point FG pct	.372	.321	12/19/13	USC UPSTATE	L 68-74	7531
3-pt FG made per game	5.5	5.7	% 12/22/13	vs Saint Mary's	w 78-71	8093
FREE THROWS-ATT	456-653	516-758	% 12/23/13	vs Boise State	L 54-80	6438
Free throw pct	.698	.681	% 12/25/13	vs Akron	w 69-59	6769
F-Throws made per game	17.5	19.8	12/28/13	AKRON	w 78-45	7802
REBOUNDS	906	836	12/30/13	MARSHALL	w 92-65	7935
Rebounds per game	34.8	32.2	1/3/14	SC STATE	w 82-75	7357
Rebounding margin	+2.7	-	* 1/8/14	at Florida	L 58-74	12147
ASSISTS	328	335	* 1/11/14	LSU	L 68-71	12071
Assists per game	12.6	12.9	* 01/15/14	at Texas A&M	L 67-75	9257
TURNOVERS	377	359	* 1/18/14	OLE MISS	L 74-75	14302
Turnovers per game	14.5	13.8	* 01/22/14	at Georgia	L 76-97	5366
Turnover margin	-0.7	-	* 01/25/14	at Missouri	L 74-82	12033
Assist/turnover ratio	0.9	0.9	* 1/29/14	TEXAS A&M	w 80-52	9950
STEALS	166	196	* 2/1/14	at Ole Miss	L 71-75	6977
Steals per game	6.4	7.5	* 2/5/14	AUBURN	L 74-79	8581
BLOCKS	102	127	* 02/08/14	at Tennessee	L 53-72	17215
Blocks per game	3.9	4.9	* 2/13/14	VANDERBILT	w 65-59	9829
ATTENDANCE	119522	125912	* 2/15/14	ALABAMA	w 67-66	8186
Home games-Avg/Game	13-9194	10-10461	* 02/19/14	at Arkansas	L 64-71	15017
Neutral site-Avg/Game	-	3-7100				

* = Conference game
 % - Hawaiian Airlines Diamond Head Classic (Honolulu, Hawaii)
 # - Big 12/SEC Challenge (Stillwater, Okla.)
 \$ - ESPN College Hoops Marathon (Waco, Texas)

Score by Periods	1st	2nd	Totals
South Carolina	829	990	1819
Opponents	875	960	1835



South Carolina Basketball
 South Carolina Combined Team Statistics (as of Feb 19, 2014)
 Conference games

RECORD:	OVERALL	HOME	AWAY	NEUTRAL
ALL GAMES	3-10	3-3	0-7	0-0
CONFERENCE	3-10	3-3	0-7	0-0
NON-CONFERENCE	0-0	0-0	0-0	0-0

##	Player	gp-gs	min	avg	Total		3-Point		F-Throw		Rebounds				pf	dq	a	to	blk	stl	pts	avg
					fg-fga	fg%	3fg-fga	3fg%	ft-fa	ft%	off	def	tot	avg								
01	WILLIAMS, Brenton	13-13	444	34.2	67-154	.435	43-99	.434	48-51	.941	7	19	26	2.0	16	0	14	19	0	16	225	17.3
00	THORNWELL, Sindari	13-13	421	32.4	68-157	.433	16-45	.356	63-81	.778	15	44	59	4.5	42	2	54	53	10	17	215	16.5
04	JOHNSON, Tyrone	3-0	68	22.7	7-26	.269	1-3	.333	12-15	.800	5	9	14	4.7	5	0	7	7	0	1	27	9.0
10	NOTICE, Duane	13-13	374	28.8	37-92	.402	5-19	.263	33-50	.660	14	25	39	3.0	32	1	36	45	1	7	112	8.6
24	CARRERA, Michael	13-9	272	20.9	27-66	.409	2-6	.333	25-41	.610	33	45	78	6.0	34	0	5	12	14	14	81	6.2
14	CHATKEVICIUS, L.	13-1	173	13.3	29-46	.630	0-1	.000	8-15	.533	13	35	48	3.7	38	1	6	18	8	8	66	5.1
25	KACINAS, Mindaugas	13-6	255	19.6	20-36	.556	0-0	.000	15-24	.625	23	26	49	3.8	42	2	1	19	9	14	55	4.2
05	SHAW, Jaylen	11-0	126	11.5	8-25	.320	6-16	.375	11-12	.917	1	6	7	0.6	18	0	11	10	0	5	33	3.0
32	RINGER, Desmond	9-1	113	12.6	6-13	.462	0-0	.000	11-14	.786	8	13	21	2.3	18	0	3	7	1	0	23	2.6
35	STEELE, Brian	8-0	75	9.4	8-19	.421	4-12	.333	0-2	.000	3	6	9	1.1	10	0	4	1	0	3	20	2.5
21	HENRY, Demetrius	13-9	207	15.9	12-41	.293	0-0	.000	4-17	.235	19	11	30	2.3	43	1	6	9	7	8	28	2.2
20	MCKIE, Justin	8-0	53	6.6	2-11	.182	1-5	.200	0-0	.000	1	9	10	1.3	6	0	5	4	0	1	5	0.6
15	THEUS JR., Reggie	3-0	17	5.7	0-1	.000	0-0	.000	1-4	.250	0	1	1	0.3	5	0	1	0	0	0	1	0.3
12	CONSTABLE, Austin	1-0	2	2.0	0-0	.000	0-0	.000	0-0	.000	0	0	0	0.0	0	0	0	0	0	0	0	0.0
Team											25	16	41				2					
Total.....		13	2600		291-687	.424	78-206	.379	231-326	.709	167	265	432	33.2	309	7	153	206	50	94	891	68.5
Opponents.....		13	2600		304-648	.469	80-231	.346	260-391	.665	138	276	414	31.8	263	-	180	183	61	109	948	72.9

TEAM STATISTICS	SC	OPP	Date	Opponent	Score	Att.
SCORING	891	948	* 1/8/14	at Florida	L 58-74	12147
Points per game	68.5	72.9	* 1/11/14	LSU	L 68-71	12071
Scoring margin	-4.4	-	* 01/15/14	at Texas A&M	L 67-75	9257
FIELD GOALS-ATT	291-687	304-648	* 1/18/14	OLE MISS	L 74-75	14302
Field goal pct	.424	.469	* 01/22/14	at Georgia	L 76-97	5366
3 POINT FG-ATT	78-206	80-231	* 01/25/14	at Missouri	L 74-82	12033
3-point FG pct	.379	.346	* 1/29/14	TEXAS A&M	w 80-52	9950
3-pt FG made per game	6.0	6.2	* 2/1/14	at Ole Miss	L 71-75	6977
FREE THROWS-ATT	231-326	260-391	* 2/5/14	AUBURN	L 74-79	8581
Free throw pct	.709	.665	* 02/08/14	at Tennessee	L 53-72	17215
F-Throws made per game	17.8	20.0	* 2/13/14	VANDERBILT	w 65-59	9829
REBOUNDS	432	414	* 2/15/14	ALABAMA	w 67-66	8186
Rebounds per game	33.2	31.8	* 02/19/14	at Arkansas	L 64-71	15017
Rebounding margin	+1.4	-				
ASSISTS	153	180				
Assists per game	11.8	13.8				
TURNOVERS	206	183				
Turnovers per game	15.8	14.1				
Turnover margin	-1.8	-				
Assist/turnover ratio	0.7	1.0				
STEALS	94	109				
Steals per game	7.2	8.4				
BLOCKS	50	61				
Blocks per game	3.8	4.7				
ATTENDANCE	62919	78012				
Home games-Avg/Game	6-10486	7-11145				
Neutral site-Avg/Game	-	0-0				

* = Conference game
 % - Hawaiian Airlines Diamond Head Classic (Honolulu, Hawaii)
 # - Big 12/SEC Challenge (Stillwater, Okla.)
 \$ - ESPN College Hoops Marathon (Waco, Texas)

Score by Periods	1st	2nd	Totals
South Carolina	406	485	891
Opponents	439	509	948



South Carolina Basketball
 South Carolina Team Game-by-Game Comparison (as of Feb 19, 2014)
 All games

Opponent	1st	2nd	Score	Mar	Total FG	FG Pct	3-Pointers	3FG Pct	Free Throws	FT Pct	Rebounds	Assist	T/Over	Block	Steal	Fouls
LONGWOOD	37/15	45/29	82-44	+38	28-57/13-57	.491/.228	6-20/4-22	.300/.182	20-24/14-22	.833/.636	50/27 +23	13/7	15/13	8/0	5/9	18/19
Baylor	39/38	25/28	64-66	(2)	18-50/19-50	.360/.380	3-8/6-17	.375/.353	25-36/22-41	.694/.537	35/46 (11)	14/12	8/15	4/6	9/4	29/26
Clemson	26/35	31/36	57-71	(14)	23-65/21-48	.354/.438	1-10/5-14	.100/.357	10-18/24-26	.556/.923	41/33 +8	7/14	13/12	2/12	6/8	21/20
FIU	39/42	45/30	84-72	+12	30-59/24-50	.508/.480	8-19/6-16	.421/.375	16-21/18-21	.762/.857	31/27 +4	19/13	13/16	3/3	5/9	15/18
Oklahoma State	15/39	37/40	52-79	(27)	16-45/25-56	.356/.446	6-11/5-22	.545/.227	14-22/24-32	.636/.750	36/32 +4	10/13	24/7	4/4	3/10	26/17
MANHATTAN	34/45	34/41	68-86	(18)	22-52/23-49	.423/.469	2-7/6-13	.286/.462	22-38/34-39	.579/.872	27/33 (6)	15/13	16/16	3/9	3/11	23/30
USC UPSTATE	37/33	31/41	68-74	(6)	23-69/24-56	.333/.429	8-29/6-21	.276/.286	14-20/20-35	.700/.571	45/45 -	15/17	12/14	5/5	9/8	24/17
Saint Mary's	33/27	45/44	78-71	+7	28-48/22-54	.583/.407	4-7/7-19	.571/.368	18-29/20-25	.621/.800	32/27 +5	12/11	11/11	3/2	6/3	24/20
Boise State	28/43	26/37	54-80	(26)	19-51/29-54	.373/.537	4-16/9-22	.250/.409	12-18/13-19	.667/.684	30/28 +2	6/16	18/9	4/3	3/7	18/22
Akron	25/31	44/28	69-59	+10	25-60/22-58	.417/.379	2-9/5-17	.222/.294	17-21/10-19	.810/.526	38/35 +3	12/10	10/16	3/8	6/5	21/19
AKRON	30/24	48/21	78-45	+33	28-63/13-40	.444/.325	8-15/4-16	.533/.250	14-19/15-23	.737/.652	34/27 +7	20/6	7/21	5/3	6/4	19/23
MARSHALL	36/31	56/34	92-65	+27	34-66/17-45	.515/.378	6-12/1-14	.500/.071	18-26/30-47	.692/.638	44/27 +17	19/9	11/16	4/6	7/2	32/26
SC STATE	44/33	38/42	82-75	+7	25-50/29-65	.500/.446	7-15/5-20	.467/.250	25-35/12-18	.714/.667	31/35 (4)	13/14	13/10	4/5	4/7	16/27
Florida	21/34	37/40	58-74	(16)	18-41/26-45	.439/.578	5-10/5-19	.500/.263	17-26/17-24	.654/.708	28/25 +3	9/16	21/15	0/4	7/10	20/19
LSU	30/32	38/39	68-71	(3)	20-48/22-56	.417/.393	4-11/5-18	.364/.278	24-34/22-35	.706/.629	32/42 (10)	10/13	19/19	4/4	9/14	28/24
Texas A&M	39/38	28/37	67-75	(8)	23-49/22-40	.469/.550	5-18/7-16	.278/.438	16-22/24-41	.727/.585	33/25 +8	15/14	17/11	2/3	9/6	31/20
OLE MISS	37/27	37/48	74-75	(1)	22-60/21-49	.367/.429	6-21/5-21	.286/.238	24-36/28-37	.667/.757	40/31 +9	15/9	21/20	5/10	9/12	29/27
Georgia	34/45	42/52	76-97	(21)	22-48/27-49	.458/.551	8-14/10-18	.571/.556	24-36/33-50	.667/.660	27/39 (12)	8/21	15/14	4/2	9/6	33/26
Missouri	22/38	52/44	74-82	(8)	23-59/26-48	.390/.542	10-26/8-17	.385/.471	18-22/22-33	.818/.667	32/33 (1)	12/18	11/11	2/3	5/2	29/17
TEXAS A&M	41/21	39/31	80-52	+28	24-46/16-45	.522/.356	6-15/4-16	.400/.250	26-32/16-29	.813/.552	33/25 +8	11/11	15/18	7/2	11/10	19/23
Ole Miss	40/35	31/40	71-75	(4)	23-49/26-59	.469/.441	7-15/6-19	.467/.316	18-27/17-24	.667/.708	38/28 +10	13/13	18/9	6/5	3/6	21/21
AUBURN	35/38	39/41	74-79	(5)	27-61/29-55	.443/.527	7-17/5-16	.412/.313	13-22/16-20	.591/.800	31/32 (1)	17/16	12/14	3/3	5/8	17/20
Tennessee	22/45	31/27	53-72	(19)	20-56/28-53	.357/.528	3-14/7-16	.214/.438	10-13/9-16	.769/.563	31/36 (5)	8/15	14/13	4/5	9/10	17/14
VANDERBILT	28/27	37/32	65-59	+6	24-64/21-48	.375/.438	4-13/3-15	.308/.200	13-21/14-23	.619/.609	45/31 +14	11/9	11/12	6/8	8/5	22/18
ALABAMA	28/19	39/47	67-66	+1	23-47/18-43	.489/.419	5-13/7-15	.385/.467	16-20/23-31	.800/.742	27/25 +2	13/11	13/10	5/5	4/7	23/20
Arkansas	29/40	35/31	64-71	(7)	22-59/22-58	.373/.379	8-19/8-25	.421/.320	12-15/19-28	.800/.679	35/42 (7)	11/14	19/17	2/7	6/13	20/14

Note: Game totals are displayed in the format TEAM/OPPONENT for each category



South Carolina Basketball
South Carolina Category Leaders (as of Feb 19, 2014)
All games

Points	G	Pts	Pts/G
WILLIAMS, Brenton	26	370	14.2
THORNWELL, Sindarius	26	355	13.7
NOTICE, Duane	26	199	7.7
JOHNSON, Tyrone	16	179	11.2
CARRERA, Michael	25	167	6.7
KACINAS, Mindaugas	26	133	5.1
HENRY, Demetrius	26	120	4.6
CHATKEVICIUS, L.	25	111	4.4
SHAW, Jaylen	23	76	3.3
RINGER, Desmond	22	54	2.5
STEELE, Brian	14	23	1.6
ELLINGTON, Bruce	3	17	5.7

FG Percentage	FG	Att	Pct
CHATKEVICIUS, L.	50	82	.610
KACINAS, Mindaugas	49	90	.544
WILLIAMS, Brenton	112	256	.438
CARRERA, Michael	56	132	.424
HENRY, Demetrius	56	133	.421
SHAW, Jaylen	21	50	.420
NOTICE, Duane	67	160	.419
RINGER, Desmond	17	41	.415
THORNWELL, Sindarius	110	274	.401
JOHNSON, Tyrone	52	133	.391
STEELE, Brian	9	24	.375
ELLINGTON, Bruce	6	21	.286
THEUS JR., Reggie	2	7	.286

3-Point Percentage	3FG	Att	Pct
SHAW, Jaylen	14	31	.452
WILLIAMS, Brenton	68	159	.428
JOHNSON, Tyrone	8	19	.421
THORNWELL, Sindarius	27	77	.351
STEELE, Brian	5	15	.333
NOTICE, Duane	12	39	.308
CARRERA, Michael	5	20	.250
ELLINGTON, Bruce	3	13	.231
MCKIE, Justin	1	8	.125
CONSTABLE, Austin	0	1	.000
KACINAS, Mindaugas	0	1	.000
CHATKEVICIUS, L.	0	1	.000

Free Throw Percent	FG	Att	Pct
ELLINGTON, Bruce	2	2	1.000
WILLIAMS, Brenton	78	81	.963
SHAW, Jaylen	20	23	.870
JOHNSON, Tyrone	67	89	.753
THORNWELL, Sindarius	108	145	.745
NOTICE, Duane	53	78	.679
CARRERA, Michael	50	76	.658
RINGER, Desmond	20	32	.625
KACINAS, Mindaugas	35	57	.614
CHATKEVICIUS, L.	11	21	.524
MCKIE, Justin	2	4	.500
THEUS JR., Reggie	2	8	.250

Scoring Average	G	Pts	Avg/G
WILLIAMS, Brenton	26	370	14.2
THORNWELL, Sindarius	26	355	13.7
JOHNSON, Tyrone	16	179	11.2
NOTICE, Duane	26	199	7.7
CARRERA, Michael	25	167	6.7
ELLINGTON, Bruce	3	17	5.7
KACINAS, Mindaugas	26	133	5.1
HENRY, Demetrius	26	120	4.6
CHATKEVICIUS, L.	25	111	4.4
SHAW, Jaylen	23	76	3.3
RINGER, Desmond	22	54	2.5
STEELE, Brian	14	23	1.6

Field Goal Attempts	G	Att	Att/G
THORNWELL, Sindarius	26	274	10.5
WILLIAMS, Brenton	26	256	9.8
NOTICE, Duane	26	160	6.2
JOHNSON, Tyrone	16	133	8.3
HENRY, Demetrius	26	133	5.1

Field Goals Made	G	Made	Made/G
WILLIAMS, Brenton	26	112	4.3
THORNWELL, Sindarius	26	110	4.2
NOTICE, Duane	26	67	2.6
CARRERA, Michael	25	56	2.2
HENRY, Demetrius	26	56	2.2

3-Point FG Attempts	G	Att	Att/G
WILLIAMS, Brenton	26	159	6.1
THORNWELL, Sindarius	26	77	3.0
NOTICE, Duane	26	39	1.5
SHAW, Jaylen	23	31	1.3
CARRERA, Michael	25	20	0.8

3-Point FG Made	G	Made	Made/G
WILLIAMS, Brenton	26	68	2.6
THORNWELL, Sindarius	26	27	1.0
SHAW, Jaylen	23	14	0.6
NOTICE, Duane	26	12	0.5
JOHNSON, Tyrone	16	8	0.5

Free Throw Attempts	G	Att	Att/G
THORNWELL, Sindarius	26	145	5.6
JOHNSON, Tyrone	16	89	5.6
WILLIAMS, Brenton	26	81	3.1
NOTICE, Duane	26	78	3.0
CARRERA, Michael	25	76	3.0

Free Throws Made	G	Made	Made/G
THORNWELL, Sindarius	26	108	4.2
WILLIAMS, Brenton	26	78	3.0
JOHNSON, Tyrone	16	67	4.2
NOTICE, Duane	26	53	2.0
CARRERA, Michael	25	50	2.0



South Carolina Basketball
South Carolina Category Leaders (as of Feb 19, 2014)
All games

Rebounds	G	Reb	Reb/G
CARRERA, Michael	25	130	5.2
KACINAS, Mindaugas	26	125	4.8
THORNWELL, Sindarius	26	105	4.0
HENRY, Demetrius	26	97	3.7
CHATKEVICIUS, L.	25	89	3.6

Rebound Average	G	Reb	Avg/G
CARRERA, Michael	25	130	5.2
KACINAS, Mindaugas	26	125	4.8
THORNWELL, Sindarius	26	105	4.0
HENRY, Demetrius	26	97	3.7
CHATKEVICIUS, L.	25	89	3.6

Offensive Rebounds	G	No.	Avg/G
KACINAS, Mindaugas	26	56	2.2
CARRERA, Michael	25	55	2.2
HENRY, Demetrius	26	48	1.8
THORNWELL, Sindarius	26	30	1.2
CHATKEVICIUS, L.	25	27	1.1

Defensive Rebounds	G	No.	Avg/G
CARRERA, Michael	25	75	3.0
THORNWELL, Sindarius	26	75	2.9
KACINAS, Mindaugas	26	69	2.7
CHATKEVICIUS, L.	25	62	2.5
NOTICE, Duane	26	49	1.9
HENRY, Demetrius	26	49	1.9

Fouls	G	No.	Per/G
HENRY, Demetrius	26	92	3.5
KACINAS, Mindaugas	26	83	3.2
THORNWELL, Sindarius	26	76	2.9
CARRERA, Michael	25	61	2.4
CHATKEVICIUS, L.	25	59	2.4

Foulsouts	G	No.
HENRY, Demetrius	26	6
KACINAS, Mindaugas	26	4
NOTICE, Duane	26	2
THORNWELL, Sindarius	26	2
STEELE, Brian	14	1
CHATKEVICIUS, L.	25	1

Assists	G	No.	Ast/G
THORNWELL, Sindarius	26	76	2.9
NOTICE, Duane	26	74	2.8
JOHNSON, Tyrone	16	55	3.4
WILLIAMS, Brenton	26	34	1.3
SHAW, Jaylen	23	28	1.2

Steals	G	No.	Stl/G
THORNWELL, Sindarius	26	29	1.1
WILLIAMS, Brenton	26	24	0.9
KACINAS, Mindaugas	26	24	0.9
CARRERA, Michael	25	22	0.9
HENRY, Demetrius	26	15	0.6

Blocked Shots	G	No.	Blk/G
CARRERA, Michael	25	27	1.1
HENRY, Demetrius	26	18	0.7
THORNWELL, Sindarius	26	16	0.6
KACINAS, Mindaugas	26	16	0.6
CHATKEVICIUS, L.	25	14	0.6

Minutes	G	No.	Min/G
THORNWELL, Sindarius	26	753	29.0
WILLIAMS, Brenton	26	731	28.1
NOTICE, Duane	26	640	24.6
KACINAS, Mindaugas	26	587	22.6
HENRY, Demetrius	26	499	19.2

Turnovers	G	No.	TO/G
THORNWELL, Sindarius	26	74	2.8
NOTICE, Duane	26	72	2.8
KACINAS, Mindaugas	26	47	1.8
JOHNSON, Tyrone	16	30	1.9
WILLIAMS, Brenton	26	29	1.1



South Carolina Basketball
South Carolina Team High/Low Analysis (as of Feb 19, 2014)
All games

South Carolina - TEAM GAME HIGHS

POINTS	92	MARSHALL (12/30/13)
	84	FIU (11/24/13)
	82	SC STATE (1/3/14)
	82	LONGWOOD (11/9/13)
	80	TEXAS A&M (1/29/14)
FIELD GOALS MADE	34	MARSHALL (12/30/13)
	30	FIU (11/24/13)
FIELD GOAL ATTEMPTS	69	USC UPSTATE (12/19/13)
	66	MARSHALL (12/30/13)
FIELD GOAL PERCENTAGE	.583 (28-48)	vs Saint Mary's (12/22/13)
	.522 (24-46)	TEXAS A&M (1/29/14)
3 PT FIELD GOALS MADE	10	at Missouri (01/25/14)
	8	at Arkansas (02/19/14)
	8	at Georgia (01/22/14)
	8	AKRON (12/28/13)
	8	USC UPSTATE (12/19/13)
	8	FIU (11/24/13)
3 PT FG ATTEMPTS	29	USC UPSTATE (12/19/13)
	26	at Missouri (01/25/14)
3 PT FG PERCENTAGE	.571 (8-14)	at Georgia (01/22/14)
	.571 (4-7)	vs Saint Mary's (12/22/13)
FREE THROWS MADE	26	TEXAS A&M (1/29/14)
	25	SC STATE (1/3/14)
	25	at Baylor (11/12/13)
FREE THROW ATTEMPTS	38	MANHATTAN (12/17/13)
	36	at Georgia (01/22/14)
	36	OLE MISS (1/18/14)
	36	at Baylor (11/12/13)
FREE THROW PERCENTAGE	.833 (20-24)	LONGWOOD (11/9/13)
	.818 (18-22)	at Missouri (01/25/14)
REBOUNDS	50	LONGWOOD (11/9/13)
	45	VANDERBILT (2/13/14)
	45	USC UPSTATE (12/19/13)
ASSISTS	20	AKRON (12/28/13)
	19	MARSHALL (12/30/13)
	19	FIU (11/24/13)
STEALS	11	TEXAS A&M (1/29/14)
	9	at Tennessee (02/08/14)
	9	at Georgia (01/22/14)
	9	OLE MISS (1/18/14)
	9	at Texas A&M (01/15/14)
	9	LSU (1/11/14)
	9	USC UPSTATE (12/19/13)
	9	at Baylor (11/12/13)
BLOCKED SHOTS	8	LONGWOOD (11/9/13)
	7	TEXAS A&M (1/29/14)
TURNOVERS	24	at Oklahoma State (12-06-13)
	21	OLE MISS (1/18/14)
	21	at Florida (1/8/14)
FOULS	33	at Georgia (01/22/14)
	32	MARSHALL (12/30/13)



South Carolina Basketball
South Carolina High/Low Analysis (as of Feb 19, 2014)
All games

Opponent - GAME HIGHS

POINTS	97	at Georgia (01/22/14)
	86	MANHATTAN (12/17/13)
	82	at Missouri (01/25/14)
	80	vs Boise State (12/23/13)
	79	AUBURN (2/5/14)
	79	at Oklahoma State (12-06-13)
FIELD GOALS MADE	29	AUBURN (2/5/14)
	29	SC STATE (1/3/14)
	29	vs Boise State (12/23/13)
FIELD GOAL ATTEMPTS	65	SC STATE (1/3/14)
	59	at Ole Miss (2/1/14)
FIELD GOAL PERCENTAGE	.578 (26-45)	at Florida (1/8/14)
	.551 (27-49)	at Georgia (01/22/14)
3 PT FIELD GOALS MADE	10	at Georgia (01/22/14)
	9	vs Boise State (12/23/13)
3 PT FG ATTEMPTS	25	at Arkansas (02/19/14)
	22	vs Boise State (12/23/13)
	22	at Oklahoma State (12-06-13)
	22	LONGWOOD (11/9/13)
3 PT FG PERCENTAGE	.556 (10-18)	at Georgia (01/22/14)
	.471 (8-17)	at Missouri (01/25/14)
FREE THROWS MADE	34	MANHATTAN (12/17/13)
	33	at Georgia (01/22/14)
FREE THROW ATTEMPTS	50	at Georgia (01/22/14)
	47	MARSHALL (12/30/13)
FREE THROW PERCENTAGE	.923 (24-26)	at Clemson (11/17/13)
	.872 (34-39)	MANHATTAN (12/17/13)
REBOUNDS	46	at Baylor (11/12/13)
	45	USC UPSTATE (12/19/13)
ASSISTS	21	at Georgia (01/22/14)
	18	at Missouri (01/25/14)
STEALS	14	LSU (1/11/14)
	13	at Arkansas (02/19/14)
BLOCKED SHOTS	12	at Clemson (11/17/13)
	10	OLE MISS (1/18/14)
TURNOVERS	21	AKRON (12/28/13)
	20	OLE MISS (1/18/14)
FOULS	30	MANHATTAN (12/17/13)
	27	OLE MISS (1/18/14)
	27	SC STATE (1/3/14)



South Carolina Basketball
South Carolina High/Low Analysis (as of Feb 19, 2014)
All games

South Carolina - GAME LOWS

POINTS	52	at Oklahoma State (12-06-13)
	53	at Tennessee (02/08/14)
	54	vs Boise State (12/23/13)
	57	at Clemson (11/17/13)
	58	at Florida (1/8/14)
FIELD GOALS MADE	16	at Oklahoma State (12-06-13)
	18	at Baylor (11/12/13)
	18	at Florida (1/8/14)
FIELD GOAL ATTEMPTS	41	at Florida (1/8/14)
	45	at Oklahoma State (12-06-13)
FIELD GOAL PERCENTAGE	.333 (23-69)	USC UPSTATE (12/19/13)
	.354 (23-65)	at Clemson (11/17/13)
3 PT FIELD GOALS MADE	1	at Clemson (11/17/13)
	2	MANHATTAN (12/17/13)
	2	vs Akron (12/25/13)
3 PT FG ATTEMPTS	7	MANHATTAN (12/17/13)
	7	vs Saint Mary's (12/22/13)
3 PT FG PERCENTAGE	.100 (1-10)	at Clemson (11/17/13)
	.214 (3-14)	at Tennessee (02/08/14)
FREE THROWS MADE	10	at Clemson (11/17/13)
	10	at Tennessee (02/08/14)
FREE THROW ATTEMPTS	13	at Tennessee (02/08/14)
	15	at Arkansas (02/19/14)
FREE THROW PERCENTAGE	.556 (10-18)	at Clemson (11/17/13)
	.579 (22-38)	MANHATTAN (12/17/13)
REBOUNDS	27	MANHATTAN (12/17/13)
	27	at Georgia (01/22/14)
	27	ALABAMA (2/15/14)
ASSISTS	6	vs Boise State (12/23/13)
	7	at Clemson (11/17/13)
STEALS	3	at Oklahoma State (12-06-13)
	3	MANHATTAN (12/17/13)
	3	vs Boise State (12/23/13)
	3	at Ole Miss (2/1/14)
BLOCKED SHOTS	0	at Florida (1/8/14)
	2	at Clemson (11/17/13)
	2	at Texas A&M (01/15/14)
	2	at Missouri (01/25/14)
	2	at Arkansas (02/19/14)
TURNOVERS	7	AKRON (12/28/13)
	8	at Baylor (11/12/13)
FOULS	15	FIU (11/24/13)
	16	SC STATE (1/3/14)



South Carolina Basketball
South Carolina High/Low Analysis (as of Feb 19, 2014)
All games

Opponent - GAME LOWS

POINTS	44	LONGWOOD (11/9/13)
	45	AKRON (12/28/13)
	52	TEXAS A&M (1/29/14)
	59	vs Akron (12/25/13)
	59	VANDERBILT (2/13/14)
FIELD GOALS MADE	13	LONGWOOD (11/9/13)
	13	AKRON (12/28/13)
FIELD GOAL ATTEMPTS	40	AKRON (12/28/13)
	40	at Texas A&M (01/15/14)
FIELD GOAL PERCENTAGE	.228 (13-57)	LONGWOOD (11/9/13)
	.325 (13-40)	AKRON (12/28/13)
3 PT FIELD GOALS MADE	1	MARSHALL (12/30/13)
	3	VANDERBILT (2/13/14)
3 PT FG ATTEMPTS	13	MANHATTAN (12/17/13)
	14	at Clemson (11/17/13)
	14	MARSHALL (12/30/13)
3 PT FG PERCENTAGE	.071 (1-14)	MARSHALL (12/30/13)
	.182 (4-22)	LONGWOOD (11/9/13)
FREE THROWS MADE	9	at Tennessee (02/08/14)
	10	vs Akron (12/25/13)
FREE THROW ATTEMPTS	16	at Tennessee (02/08/14)
	18	SC STATE (1/3/14)
FREE THROW PERCENTAGE	.526 (10-19)	vs Akron (12/25/13)
	.537 (22-41)	at Baylor (11/12/13)
REBOUNDS	25	at Florida (1/8/14)
	25	at Texas A&M (01/15/14)
	25	TEXAS A&M (1/29/14)
	25	ALABAMA (2/15/14)
ASSISTS	6	AKRON (12/28/13)
	7	LONGWOOD (11/9/13)
STEALS	2	MARSHALL (12/30/13)
	2	at Missouri (01/25/14)
BLOCKED SHOTS	0	LONGWOOD (11/9/13)
	2	vs Saint Mary's (12/22/13)
	2	at Georgia (01/22/14)
	2	TEXAS A&M (1/29/14)
TURNOVERS	7	at Oklahoma State (12-06-13)
	9	vs Boise State (12/23/13)
	9	at Ole Miss (2/1/14)
FOULS	14	at Tennessee (02/08/14)
	14	at Arkansas (02/19/14)



South Carolina Basketball
South Carolina Player High/Low Analysis (as of Feb 19, 2014)
All games

South Carolina - I N D I V I D U A L G A M E H I G H S

Points	32		WILLIAMS, Brenton at Missouri (01/25/14)
	29		WILLIAMS, Brenton at Arkansas (02/19/14)
	29		WILLIAMS, Brenton vs Auburn (2/5/14)
	26		THORNWELL, Sindarius at Georgia (01/22/14)
	25		THORNWELL, Sindarius vs LSU (1/11/14)
Field Goals Made	11		WILLIAMS, Brenton at Arkansas (02/19/14)
	10		WILLIAMS, Brenton vs Auburn (2/5/14)
Field Goal Att.	20		WILLIAMS, Brenton at Arkansas (02/19/14)
	18		THORNWELL, Sindarius at Tennessee (02/08/14)
	18		THORNWELL, Sindarius vs USC Upstate (12/19/13)
FG Pct (min 5 made)	.857	(6-7)	CHATKEVICIUS, L. vs Ole Miss (1/18/14)
	.857	(6-7)	WILLIAMS, Brenton vs SC State (1/3/14)
	.857	(6-7)	HENRY, Demetrius vs Marshall (12/30/13)
3-Point FG Made	7		WILLIAMS, Brenton at Missouri (01/25/14)
	6		WILLIAMS, Brenton at Arkansas (02/19/14)
	6		WILLIAMS, Brenton vs Auburn (2/5/14)
	6		WILLIAMS, Brenton vs Akron (12/28/13)
3-Point FG Att.	14		WILLIAMS, Brenton at Missouri (01/25/14)
	13		WILLIAMS, Brenton at Arkansas (02/19/14)
3-Pt FG Pct (min 2 made)	1.000	(2-2)	SHAW, Jaylen vs Alabama (2/15/14)
	1.000	(2-2)	THORNWELL, Sindarius at Florida (1/8/14)
	1.000	(2-2)	JOHNSON, Tyrone vs SC State (1/3/14)
	1.000	(2-2)	JOHNSON, Tyrone vs Marshall (12/30/13)
Free Throws Made	10		THORNWELL, Sindarius vs Manhattan (12/17/13)
	9		THORNWELL, Sindarius vs Alabama (2/15/14)
	9		WILLIAMS, Brenton at Missouri (01/25/14)
	9		THORNWELL, Sindarius at Georgia (01/22/14)
	9		WILLIAMS, Brenton vs Ole Miss (1/18/14)
Free Throw Att.	13		THORNWELL, Sindarius vs Manhattan (12/17/13)
	12		THORNWELL, Sindarius at Georgia (01/22/14)
FT Pct (min 3 made)	1.000	(9-9)	WILLIAMS, Brenton at Missouri (01/25/14)
	1.000	(9-9)	WILLIAMS, Brenton vs Ole Miss (1/18/14)
	1.000	(8-8)	THORNWELL, Sindarius vs Texas A&M (1/29/14)
	1.000	(6-6)	WILLIAMS, Brenton at Ole Miss (2/1/14)
	1.000	(6-6)	NOTICE, Duane vs Texas A&M (1/29/14)
	1.000	(6-6)	SHAW, Jaylen at Georgia (01/22/14)
	1.000	(6-6)	WILLIAMS, Brenton at Texas A&M (01/15/14)
	1.000	(6-6)	JOHNSON, Tyrone vs Akron (12/25/13)
	1.000	(6-6)	WILLIAMS, Brenton vs FIU (11/24/13)
	1.000	(6-6)	CARRERA, Michael at Baylor (11/12/13)
	1.000	(5-5)	WILLIAMS, Brenton vs SC State (1/3/14)
	1.000	(5-5)	KACINAS, Mindaugas vs Akron (12/28/13)
	1.000	(4-4)	CARRERA, Michael vs Alabama (2/15/14)
	1.000	(4-4)	THORNWELL, Sindarius at Ole Miss (2/1/14)
	1.000	(4-4)	SHAW, Jaylen vs Marshall (12/30/13)
	1.000	(4-4)	WILLIAMS, Brenton vs Akron (12/25/13)
	1.000	(4-4)	WILLIAMS, Brenton vs Boise State (12/23/13)
	1.000	(4-4)	CARRERA, Michael vs Manhattan (12/17/13)
	1.000	(4-4)	WILLIAMS, Brenton at Baylor (11/12/13)
	1.000	(3-3)	WILLIAMS, Brenton at Tennessee (02/08/14)
	1.000	(3-3)	WILLIAMS, Brenton vs Auburn (2/5/14)
	1.000	(3-3)	THORNWELL, Sindarius at Missouri (01/25/14)
	1.000	(3-3)	RINGER, Desmond at Florida (1/8/14)

	1.000	(3-3)	THORNWELL, Sindarius at Clemson (11/17/13)
Rebounds	14		KACINAS, Mindaugas vs Longwood (11/9/13)
	12		KACINAS, Mindaugas at Clemson (11/17/13)
Assists	9		THORNWELL, Sindarius vs Auburn (2/5/14)
	8		NOTICE, Duane vs SC State (1/3/14)
	8		JOHNSON, Tyrone at Baylor (11/12/13)
Steals	4		THORNWELL, Sindarius at Tennessee (02/08/14)
	4		THORNWELL, Sindarius vs Auburn (2/5/14)
	4		CARRERA, Michael at Texas A&M (01/15/14)
Blocked Shots	4		CARRERA, Michael vs Alabama (2/15/14)
	4		CARRERA, Michael vs Marshall (12/30/13)
Turnovers	8		NOTICE, Duane at Ole Miss (2/1/14)
	6		THORNWELL, Sindarius at Arkansas (02/19/14)
	6		THORNWELL, Sindarius at Ole Miss (2/1/14)
	6		NOTICE, Duane vs SC State (1/3/14)
	6		CARRERA, Michael at Oklahoma State (12-06-13)
Fouls	5		NOTICE, Duane vs Alabama (2/15/14)
	5		KACINAS, Mindaugas vs Vanderbilt (2/13/14)
	5		HENRY, Demetrius at Tennessee (02/08/14)
	5		THORNWELL, Sindarius at Missouri (01/25/14)
	5		KACINAS, Mindaugas at Georgia (01/22/14)
	5		CHATKEVICIUS, L. at Georgia (01/22/14)
	5		THORNWELL, Sindarius at Texas A&M (01/15/14)
	5		HENRY, Demetrius vs Marshall (12/30/13)
	5		STEELE, Brian vs Marshall (12/30/13)
	5		HENRY, Demetrius vs Saint Mary's (12/22/13)
	5		HENRY, Demetrius vs USC Upstate (12/19/13)
	5		KACINAS, Mindaugas vs Manhattan (12/17/13)
	5		HENRY, Demetrius at Oklahoma State (12-06-13)
	5		HENRY, Demetrius at Clemson (11/17/13)
	5		KACINAS, Mindaugas at Baylor (11/12/13)
	5		NOTICE, Duane vs Longwood (11/9/13)



South Carolina Basketball
 South Carolina Opponent High/Low Analysis (as of Feb 19, 2014)
 All games

OPPONENT INDIVIDUAL GAME HIGHS

Points	30		DRMIC,Anthony vs Boise State (12/23/13)
	27		Releford, Trevor vs Alabama (2/15/14)
	26		Beamon, George vs Manhattan (12/17/13)
	25		Denson, Chris vs Auburn (2/5/14)
	25		Harrell, KT vs Auburn (2/5/14)
Field Goals Made	10		DRMIC,Anthony vs Boise State (12/23/13)
	9		Harrell, KT vs Auburn (2/5/14)
	9		MURPHY, Tymell vs FIU (11/24/13)
Field Goal Att.	21		FULLER, Kyle vs Vanderbilt (2/13/14)
	20		CAREY, Tristan vs Longwood (11/9/13)
FG Pct (min 5 made)	1.000	(6-6)	Djurisic, Nemanja at Georgia (01/22/14)
	1.000	(5-5)	Prather, Casey at Florida (1/8/14)
3-Point FG Made	6		McRae, Jordan at Tennessee (02/08/14)
	5		Heslip, Brady at Baylor (11/12/13)
3-Point FG Att.	12		Henderson, Marshall vs Ole Miss (1/18/14)
	10		GREENE, Ty vs USC Upstate (12/19/13)
	10		Heslip, Brady at Baylor (11/12/13)
	10		CAREY, Tristan vs Longwood (11/9/13)
3-Pt FG Pct (min 2 made)	1.000	(3-3)	Djurisic, Nemanja at Georgia (01/22/14)
	1.000	(2-2)	Randolph, Levi vs Alabama (2/15/14)
	1.000	(2-2)	Shawn Smith at Texas A&M (01/15/14)
	1.000	(2-2)	PALMER,Daryll vs SC State (1/3/14)
	1.000	(2-2)	Alvarado, Michael vs Manhattan (12/17/13)
	1.000	(2-2)	FILER, Adonis at Clemson (11/17/13)
Free Throws Made	11		SMITH, Shawn vs Marshall (12/30/13)
	10		Perez, Anthony vs Ole Miss (1/18/14)
	10		Alvarado, Michael vs Manhattan (12/17/13)
Free Throw Att.	15		SMITH, Shawn vs Marshall (12/30/13)
	13		Summers, Jarvis vs Ole Miss (1/18/14)
FT Pct (min 3 made)	1.000	(8-8)	ROPER, Jordan at Clemson (11/17/13)
	1.000	(7-7)	Beamon, George vs Manhattan (12/17/13)
	1.000	(6-6)	Harrell, KT vs Auburn (2/5/14)
	1.000	(6-6)	Gaines, Kenny at Georgia (01/22/14)
	1.000	(6-6)	Kates, Donovan vs Manhattan (12/17/13)
	1.000	(6-6)	BUCKLES, Rakeem vs FIU (11/24/13)
	1.000	(6-6)	McDANIELS, K.J. at Clemson (11/17/13)
	1.000	(5-5)	Henderson,Marshall at Ole Miss (2/1/14)
	1.000	(4-4)	HARRIS, Alandise at Arkansas (02/19/14)
	1.000	(4-4)	Mann, Charles at Georgia (01/22/14)
	1.000	(4-4)	Wilbekin, Scottie at Florida (1/8/14)
	1.000	(4-4)	LEVESQUE, Beau vs Saint Mary's (12/22/13)
	1.000	(4-4)	FRINK, Jerome vs FIU (11/24/13)
	1.000	(3-3)	Jones,Aaron at Ole Miss (2/1/14)
	1.000	(3-3)	ROSS, Earnest at Missouri (01/25/14)
	1.000	(3-3)	Smart, Marcus at Oklahoma State (12-06-13)
	1.000	(3-3)	PORCHER JIMENEZ, M. vs FIU (11/24/13)
Rebounds	14		GLENN, Ricardo vs USC Upstate (12/19/13)
	12		CLARKE, Coty at Arkansas (02/19/14)
	12		Prince, Taurean at Baylor (11/12/13)
Assists	8		Summers, Jarvis at Ole Miss (2/1/14)
	7		Alex Caruso at Texas A&M (01/15/14)
Steals	5		MARTIN, Jarell vs LSU (1/11/14)
	4		CLARKE, Coty at Arkansas (02/19/14)

	4	Henderson, Marshall at Ole Miss (2/1/14)
	4	Beamon, George vs Manhattan (12/17/13)
Blocked Shots	7	JONES, Damian vs Vanderbilt (2/13/14)
	7	McDANIELS, K.J. at Clemson (11/17/13)
Turnovers	11	CANTY, Kareem vs Marshall (12/30/13)
	7	DIGGS, Quincy vs Akron (12/28/13)
Fouls	5	Perez, Anthony at Ole Miss (2/1/14)
	5	Mann, Charles at Georgia (01/22/14)
	5	Saiz, Sebastian vs Ole Miss (1/18/14)
	5	Jones, Aaron vs Ole Miss (1/18/14)
	5	Cox, Demarco vs Ole Miss (1/18/14)
	5	THOMAS, Chris vs Marshall (12/30/13)
	5	TAYLOR, Ryan vs Marshall (12/30/13)
	5	Pankey, Ashton vs Manhattan (12/17/13)