

An aerial, high-angle photograph of a basketball arena during a game. The court is visible with players and the basketball hoop. The stands are filled with spectators. The word "History" is written in large, white, bold letters across the center of the image. The arena's ceiling and structural elements are visible at the top and bottom of the frame.

# History

## Contents

History of the Program .....	114
NCAA Tournament History .....	117
SEC Tournament History .....	118
Other Postseason History .....	119
1,000-Point Scorers.....	120
Gamecock Hall of Fame Inductees .....	124
Honor Roll .....	125
Letterwinner Stats .....	130
Letterwinners by State/Country.....	143
Letterwinners by Jersey Number.....	145
Year-by-Year Results .....	147
Coaching History .....	154
Series vs. Opponents.....	155
Series vs. Conferences .....	156
Series History vs. Opponents.....	158
Games vs. Ranked Opponents.....	165
Yearly Leaders .....	167
Year-by-Year Stats.....	170

## The History of South Carolina Basketball

*From the Roaring '20's to the SEC, the Gamecocks have a storied hoops history*

### Humble Beginnings

While 1974-75 was the first season for women's basketball as an athletic department sponsored-sport at South Carolina, that wasn't the start of women playing basketball on the Carolina campus.

Women's basketball at South Carolina dates back to at least 1922 when women played against each other and against other schools. Co-ed Athletics was the term given to the women's sports teams at the University. In the 1920s, women learned how to play tennis, volleyball and basketball.

In 1923, the South Carolina co-ed basketball team began competing against teams from other schools such as Newberry, the College of Charleston, Columbia High School and Anderson. Nicknamed the "Pullets", the Carolina co-eds put together a 7-6 record and made a road trip to Charleston, an unheard of feat for young women, to play the College of Charleston.

In 1925, the team again made news as it made two notable departures from the customs of former teams at Carolina. The first change was the wearing of regular basketball uniforms with numerals, similar to those used by the men's teams. The second change was even more eye-raising as the Pullets were the first women's team in the state to make out-of state road trips.

The 1925 team compiled a record of 5-7 and made a five-game five-day trip to Virginia to take on the women's basketball teams at Fredericksburg, Westhampton, Farmville and William & Mary.

In the 1930s, the women continued playing basketball but instead of playing against other schools, they were divided by their class (freshmen, sophomores, juniors and seniors) for competition. In 1936, the Women's Athletic Association was organized by the University to encourage athletic competition among women. Comprised of one member of each sorority, dormitory and independent group on campus, the WAA sponsored tournaments for sorority and non-sorority groups as they competed for the Carolina Championship Cup in basketball, tennis and volleyball. These WAA competitions were the beginning of the intramural programs that South Carolina still offers today.

In the 1940s and 1950s, the women's basketball teams were allowed to organize into teams by themselves and after the championships were awarded, the WAA gave public exhibitions in all of the University's Co-Ed sports of basketball, swimming and volleyball. Several sports such as fencing, rifle, archery, badminton, bowling, softball and horseback riding were also added to the instructional activities list during this decade.



*The 1925 South Carolina women's basketball team*

In 1953, the WAA attracted a large membership of women and the Association adopted a "Points System." Similar to a "letterman's club," women were awarded Block C's and stars for their athletic achievements. The intramural basketball continued into the 1960s, and women began to take their basketball, and participating in sports, more seriously.

### The Basis for Today

There have been many moments of success throughout South Carolina women's basketball history. The Gamecocks have won 57.4 percent of their games, a composite 580-429 record over the past 34 seasons, claimed five Metro Conference regular-season championships and three Metro Tournament titles. They have participated in eight NCAA Tournaments, including an Elite Eight appearance in 2002 and two Sweet 16 appearances, and have captured one Women's NIT Championship.

The program has grown from affiliation with the Association of Intercollegiate Athletics for Women (AIAW) to equal membership with the varsity men's programs in the National Collegiate Athletic Association (NCAA).

Women's basketball began competing as a club team in 1967, without a budget or uniforms, facing other college club squads across South Carolina. In 1970, the basketball team (and the volleyball club team) was placed under the Student Affairs Division of the Physical Education department with a small budget. Subsequently, new club teams were added; gymnastics and tennis in 1968; softball in 1971 and swimming in 1972.

In 1973, the women's basketball club team appeared in the Carolina Coliseum for the first time with two games scheduled as preliminaries to men's games. The doubleheader games were a big success with the fans. The South Carolina team was so competitive that the South Carolina Athletics Department took the women's club team under its wing.

Starting in January of 1974, the self-appointed "Carolina Chicks" became a varsity sport at South Carolina with a newly created position, Associate Director of Athletics for Women to lead the way. selected to head up this new division Helen Timmermans, a professor in South Carolina's School of Health and Physical Education, was selected to head up this new division.

In addition to her administrative role, Timmermans also served as the University's gymnastics coach for the first six seasons of that program's existence. The new Women's Athletics Director had a budget of \$41,000 to spend on her seven varsity sports (basketball, golf, gymnastics, softball, swimming, tennis and volleyball).

When looking for the first basketball coach, Timmermans named the highly successful club coach, Pam Backhaus, for the inaugural position. A member of the Kansas State women's varsity team during her college years, Backhaus was a member of the South Carolina faculty in addition to her coaching duties. Peggy Harden, who had played at South Carolina in the previous four years, assisted Backhaus.

In January 1974, the Carolina Chicks took to the court as official members of the South Carolina Athletics Department. The team finished its inaugural season as State Champions with a 15-7 mark and advanced into the AIAW Regional Playoffs.

During South Carolina's 1974-75 season, the team continued its winning ways under Backhaus with a 18-12 mark, a fourth-place finish in the state tournament and a spot in the AIAW Regional Playoffs. The women's program also enjoyed a boost in the yearly budget up to \$69,000 but lost golf as one of its seven varsity teams.

One of the biggest achievements for the women's athletic program in the 1974-75 season was the designation of the first woman athletic trainer in the state of South Carolina. Cheryl Hitchings, who was working on her master's degree at Carolina, was named as the athletic trainer for all of the women's teams.

The South Carolina basketball team weathered a few changes in 1975-76. Frankie Porter came on board as the head coach, and more importantly, the

12  
11  
10  
09  
08  
07  
06  
05  
04  
03  
02  
01  
00

# THE TIME IS NOW // // // // SOUTH CAROLINA BASKETBALL HISTORY

first scholarships for female student-athletes were awarded during the 1975-76 academic year.

Three women's basketball players were among the 18 women who received scholarship aid for their athletic achievements: Charlene DuBose, Denise Nanney and Martha Suber.

In 1977, Pam Parsons took over the position as the Women's Athletics Director. Under her guidance, the Carolina Chicks would continue their success on the court and change their nickname to the Lady Gamecocks.

In the 1970's, the South Carolina basketball program was led by Katrina Anderson, Nanney, DuBose, Joyce Gilbert, Maureen McCauley and Suber.

The Gamecocks continued their winning ways throughout the 1970's as they put together a 96-59 record, advanced to AIAW Regional Playoffs four consecutive years (1978-81) and won the 1980 regional, defeating Southern California and Northwestern.

After being eliminated from the AIAW Tournament in 1979, South Carolina won the National Women's Invitational Tournament in Amarillo, Texas, with wins over California, Oregon and Drake. The Gamecocks advanced to the Final Four in 1980 before losing to Tennessee in the semifinals and then defeated Louisiana Tech in the consolation game to claim third place.

The Gamecock basketball program advanced from competing as an independent school to membership in the Metro Conference in 1983-84. The team enjoyed eight years as one of the most dominating teams in the eight-team Metro Conference and won 167 games with only 81 defeats. South Carolina captured the Metro regular-season championship in 1986, 1988, 1989, 1990 and 1991 and also won the Metro Tournament championship in 1986, 1988 and 1990. South Carolina advanced to the Metro Tournament finals three other times.

During their tenure in the Metro Conference, the Gamecocks garnered many awards. Three players were named Metro Conference Player of the Year and Metro Tournament MVP during the 1980's; Brantley Southers 1985-86, Martha Parker 1987-88 and 1988-89 and Beth Hunt 1989-90. Head coach Nancy Wilson earned Coach of the Year honors in 1984-85 and 1990-91, while Martha Parker and Schonna Banner received back-to-back Newcomer of the Year awards in 1985-86 and 1986-87, respectively.

The Gamecocks have had six head coaches during their existence; Pam Backhaus, 1974-75 and 1976-77; Frankie Porter, 1975-76, Pam Parsons, 1977-82, Terry Kelly, 1982-84, Nancy Wilson 1985-1997 and current head coach Susan Walvius, who took over on April 28, 1997. Terry Kelly is the only male to have served as a Gamecock head coach.

Nancy Wilson, whose 227-152 record in 13 seasons accounts for Carolina records in both total wins and longevity, led the team to all of its Metro Conference championships. Pam Parsons, 101-43 had the best winning percentage at .701.

While many Gamecock teams have been ranked in either the Associated Press or ESPN/USA Today Polls, nine South Carolina squads have finished among the nation's top 25 in season-ending polls. South Carolina's 1980 AIAW Final Four and WNIT championship team, which compiled a 30-6 record, was ranked fifth in the final poll.

The 2001-02 Gamecock squad, which advanced into the Elite Eight of the NCAA Tournament, finished its season ranked at number six by the ESPN/USA Today poll. After defeating Duke on November 25, 2001, the Gamecocks joined the Associated Press poll for the first South Carolina national ranking in 11 years. That team went on to earn Carolina's first top-10 ranking in 20 years.

Since becoming affiliated with the NCAA in 1981-82, the Gamecocks have qualified for the NCAA Tournament eight times, playing in regionals in 1982, 1986, 1988, 1989, 1990, 1991, 2002 and 2003. In 2001-2002, the team advanced into the Elite Eight before losing the East Region Final to Duke.

On two other occasions, South Carolina advanced to the NCAA Tournament Sweet 16. In 1982, the third-seeded Gamecocks swept through the Midwest Region before running into No. 2 Kentucky in the semifinals.

In 1990, the fifth-seeded Gamecocks enjoyed success in the Midwest Region before being eliminated by top-seed Washington in the semifinals.

## The SEC Era

In 1991, South Carolina joined the Southeastern Conference, the toughest women's basketball conference in the country. The team struggled in early years, but under the watch of Walvius, South Carolina began to make waves in the SEC.

South Carolina placed two players on the All-SEC second team with juniors Shaunzinski Gortman and Geter receiving the honors in 2000-01. It was the sixth time that a South Carolina player had been named to the SEC's postseason squad.

During the 2001-02 season, the Gamecocks made their last year in the Carolina Coliseum a memorable one as the team put together one of the most successful seasons in South Carolina basketball history.

The Gamecocks reminded fans of earlier South Carolina women's basketball teams with a 25-7 record, a national ranking and the first NCAA Tournament appearance in 11 years. South Carolina advanced to the Elite Eight for the first time in school history and came tantalizingly close to advancing to the Final Four. In the final ESPN/USA Today poll, South Carolina was ranked number six in the country.

## South Carolina's Elite



### Sheila Foster #53 (Retired)

Years Played: 1978-82  
Career Points: 2,266 (16.9 ppg)  
Career Rebounds: 1,427 (10.6 rpg)  
Career Field Goal Percentage: .540

#### Noting Foster

- :: Program's all-time leading scorer and rebounder
- :: University of South Carolina Hall of Fame inductee
- :: Led the team to the 1979 NWIT Championship
- :: Led the Gamecocks to a 30-6 record in 1980, the only 30-win season in school history
- :: Wade Trophy Finalist and All-American in 1980-81 and 1981-82



### Shannon Johnson #14 (Retired)

Years Played: 1992-96  
Career Points: 2,230 (20.5 ppg)  
Career Rebounds: 597 (5.5 rpg)  
Career Assists: 467 (4.3 apg)

#### Noting Johnson

- :: The only player in school history to score 20+ ppg in three separate seasons
- :: University of South Carolina Hall of Fame inductee
- :: 1996 All-America honoree and Wade Trophy finalist
- :: Led South Carolina to winning seasons in three of her four years in Columbia



### Katrina Anderson #22

Years Played: 1977-79  
Career Points: 1,454 (20.5 ppg)  
Career Rebounds: 805 (11.3 rpg)  
Career Steals: 184 (2.6 spg)

#### Noting Anderson

- :: First All-America honoree in school history in 1979
- :: University of South Carolina Hall of Fame inductee
- :: Scored a school-record 754 points in 1977-78, then followed that up by scoring 700 points in 1978-79



### Martha Parker #13 (Retired)

Years Played: 1985-89  
Career Points: 1,728 (13.9 ppg)  
Career Rebounds: 728 (5.9 rpg)  
Career Assists: 543 (4.4 apg)

#### Noting Parker

- :: University of South Carolina Hall of Fame inductee
- :: Earned All-America honors in 1987-88 and 1988-89



12 The team compiled an all-time best 17-1 record in the Carolina Coliseum to conclude its 28-year homecourt run with a 216-88 mark and a .710 winning percentage. On January 17, 2002, South Carolina sold out the Carolina Coliseum (12,401 tickets) for the SEC contest against Tennessee. With 12,168 fans in attendance, it was the largest basketball crowd in the Coliseum all year, men or women.

11 Walvius earned SEC Coach of the Year honors and was named WBCA/Russell Athletic District 3 Coach of the Year. She was also a finalist for the Naismith College Basketball Coach of the Year award.

10 Gortman and Jocelyn Penn were both first-team All-SEC selections, marking the first two-player honor in South Carolina history. Gortman also was named to the honorable mention All-America squad. In April of 2002, Gortman was the first SEC player selected in the WNBA Draft as the Charlotte Sting made her the ninth overall pick.

09 In 2002-03, the Gamecocks enjoyed another stellar season by compiling a 23-8 overall record and finished fifth in the SEC in the team's first year in the Colonial Center. Opening the season with a thrilling victory over Clemson in front of 17,712 fans, the Gamecocks reached the 20-win plateau for the second-consecutive season, finished fifth in the SEC and garnered another invitation to the NCAA Tournament. Rising as high as 12th in the polls, South Carolina ended the season ranked 18th in the ESPN/USA Today Coaches' poll and 16th in the AP poll.

08 Penn became one of only four South Carolina women to score 1,500+ points, grab 500+ rebounds and make 200+ steals in a career. She moved up to fourth on the all-time Gamecock scoring list and 27th in SEC history with 1,939 points. For her efforts, Penn was a unanimous first-team All-SEC selection by the coaches and AP and was named to the AP All-America second team.

07 Petra Ujhelyi made her mark on the boards in 2002-03 as she led the SEC in rebounding the entire season with 9.3 boards per game. The senior also set a South Carolina record with 198 defensive rebounds during her senior year.

06 Penn and Ujhelyi were high picks in the 2003 WNBA Draft as the addition of the duo brought South Carolina's number of women playing professional basketball up to four.

## Carolina's History Makers

05 Over the years, 26 South Carolina players have scored more than 1,000 points in their career, which ranks second in the Southeastern Conference. The first member of the exclusive club was Denise Nanney, whose career began in the club team era, 1973, and ended with the 1976-77 season. A pioneer in women's collegiate basketball, Nanney accumulated 1,577 points and is still 10th on the all-time list. She also had a school-record 24 rebounds in one game. The latest player to top the 1,000 career point plateau was Columbia player Lauren Simms, who finished her career in 2007 with 1,104 points.

04 A trio of members of the 2001-02 team, Shaunzinski Gortman, Jocelyn Penn and Cristina Ciocan also reached the milestone. Gortman finished her four-year career as the 13th all-time leading scorer in South Carolina history with 1,367 points. With her 566 rebounds, Gortman is also one of only 16 women's basketball players at South Carolina to score 1,000+ points and grab 500+ rebounds.

03 Jocelyn Penn joined the list of greats during her junior year (2001-02). During her senior year, Penn broke South Carolina's single-game scoring record with 51 points against Stetson. The Conyers, Ga., native moved up to fourth place on the list of Gamecock scoring leaders with 1,939 points during her career. Penn also became the SEC and South Carolina's career leader in steals with 359.

02 Ciocan, who re-wrote South Carolina's assists records, finished her career in 2004 with 1,013 points.

01 South Carolina's all-time leading scorer, and perhaps greatest player, was Sheila Foster, a 6-1 center who, like Nanney, was from Spartanburg. Foster (1978-82) scored 2,266 points in 134 career games and claimed a school-record 1,427 rebounds.

00 Foster was a second team All-America choice by *Women's Basketball News Service* in 1982, a two-time finalist for the Wade Trophy, which is awarded

to the nation's best woman basketball player, and played several years of professional basketball in Europe. Foster still holds the top spots in career scoring, rebounding, games played, games started and minutes played.

Katrina Anderson was South Carolina's first women's basketball All-American. She played two seasons at Anderson Junior College before enrolling at South Carolina, where she won All-America honors in both 1978 and 1979. After graduation, Anderson served for a time as women's basketball coach at Lander University.

Beth Hunt, a 6-2 forward from Garden City, had the highest career scoring average for the Gamecocks. She first attended the University of Maryland where she was ACC Freshman of the Year. At South Carolina, she averaged 19.7 points per game in 1988-89 and 22.7 in 1989-90 but skipped her senior season to play professional basketball in Europe.

The three highest single-season averages are owned by Shannon Johnson, a guard currently of the WNBA's Detroit Shock. After averaging just 9.6 points per game as a freshman, Johnson steadily improved to 23.5 in 1993-94, 23.9 in 1994-95, and 24.7 in 1995-96. Her 2,230 points are topped only by Sheila Foster's 2,266, and they are the only Gamecocks to score more than 2,000 career points. Johnson was a second-team *College Sports* All-American, a third-team selection by the Associated Press and a finalist for the Wade Trophy in 1996. She played on the gold medal team in the 2004 Athens Olympics and in the 1983 USA Olympic Festival.

The school record for most points in a game was broken during the 2002-03 season by Jocelyn Penn, who dropped in 51 points on Stetson on January 4, 2003. Only one month earlier, Penn tied the school mark of 50, which was set by Johnson in 1996. Penn and Johnson own the top six scoring games in Gamecock history.

One of the best all-around athletes to play for South Carolina in the late 1990's was Annie Lester (1996-2000). Playing just about every position for South Carolina, Lester often faced much taller opponents in the paint but was still a dominant rebounder. A versatile athlete, Lester finished her four-year career in the top 15 in many categories, including scoring (1,488 points, 12th), rebounds (785, 10th) and steals (215, 6th).

Well-known to South Carolina fans, Lester quickly made news in the SEC as she became the first Gamecock named to the All-SEC Freshman Team in 1996. As a sophomore, Lester was named to the All-SEC second team after leading South Carolina in scoring, rebounding, steals and free throw percentage. During her third season, she passed the 1,000-point plateau and the 500 rebound mark. As a senior, she helped pave the way for her younger sister, Jocelyn Penn, as they became one of only three sister tandems to play at the same time at South Carolina.



Brantley Southers, Sharon Gilmore (back), Mindy Ballou and Laura Glass celebrate the 1986 Metro Conference Tournament title.

**2003 No. 5 Seed in East Region • Second Round**  
**Head Coach:** Susan Walvius • **Final record:** 23-8 overall; 9-5 SEC

Date	Opponent	Result	Score	Site
3/23	vs. No. 12 Chattanooga	W	68-54	University Park, Pa.
3/25	at No. 4 Penn State	L	67-77	University Park, Pa.

**2002 No. 3 Seed in East Region • Regional Final**  
**Head Coach:** Susan Walvius • **Final record:** 25-7 overall; 10-4 SEC

Date	Opponent	Result	Score	Site
3/16	No. 14 Liberty	W	69-61	Columbia, S.C.
3/18	No. 6 Cincinnati	W	75-56	Columbia, S.C.
3/23	vs. No. 7 Drake	W	79-65	Raleigh, N.C.
3/25	vs. No. 1 Duke	L	68-77	Raleigh, N.C.

**1991 No. 7 Seed in Mideast Region\* • First Round**  
**Head Coach:** Nancy Wilson • **Final record:** 22-9 overall; 12-2 Metro

Date	Opponent	Result	Score	Site
3/13	at No. 10 Vanderbilt	L	64-73	Nashville, Tenn.

**1990 No. 5 Seed in Mideast Region\* • Third Round**  
**Head Coach:** Nancy Wilson • **Final record:** 24-9 overall; 13-1 Metro

Date	Opponent	Result	Score	Site
3/14	No. 12 Bowling Green	W	93-50	Columbia, S.C.
3/17	at No. 4 Northwestern	W	76-67	Evanston, Ill.
3/22	vs. No. 1 Washington	L	61-73	Iowa City, Iowa

**1989 No. 6 Seed in Midwest Region\* • First Round**  
**Head Coach:** Nancy Wilson • **Final record:** 23-7 overall; 10-2 Metro

Date	Opponent	Result	Score	Site
3/15	No. 11 Tenn. Tech	L	73-77	Columbia, S.C.

**1988 No. 8 Seed in Midwest Region# • Second Round**  
**Head Coach:** Nancy Wilson • **Final record:** 23-11 overall; 10-2 Metro

Date	Opponent	Result	Score	Site
3/16	No. 9 Alabama	W	77-63	Columbia, S.C.
3/20	at No. 1 Texas	L	58-77	Austin, Texas

**1986 No. 7 Seed in Mideast Region# • First Round**  
**Head Coach:** Nancy Wilson • **Final record:** 19-11 overall; 9-1 Metro

Date	Opponent	Result	Score	Site
3/12	No. 10 Middle Tennessee State	L	77-78 (OT)	Columbia, S.C.

**1982 No. 3 in Midwest Region# • Second Round**  
**Head Coach:** Terry Kelly • **Final record:** 23-8 overall

Date	Opponent	Result	Score	Site
3/14	No. 6 East Carolina	W	79-54	Columbia, S.C.
3/18/82	vs. No. 2 Kentucky	L	69-73	Ruston, La.

# Field of 40 teams

\* Field of 48 teams

Opponents listed with regional seed, not national ranking

Series History		
<b>Alabama (1-0)</b>		
3/16/88	W	77-63
<b>Bowling Green (1-0)</b>		
3/14/90	W	93-50
<b>Chattanooga (1-0)</b>		
3/23/03	W	68-54
<b>Cincinnati (1-0)</b>		
3/18/02	W	75-56
<b>Drake (1-0)</b>		
3/23/02	W	79-65
<b>Duke (0-1)</b>		
3/25/02	L	68-77
<b>East Carolina (1-0)</b>		
3/14/82	W	79-54
<b>Kentucky (0-1)</b>		
3/18/82	L	69-73
<b>Liberty (1-0)</b>		
3/16/02	W	69-61
<b>Middle Tennessee St. (0-1)</b>		
3/12/86	L	77-78 (OT)
<b>Northwestern (1-0)</b>		
3/17/90	W	76-67
<b>Penn State (0-1)</b>		
3/25/03	L	67-77
<b>Tennessee Tech (0-1)</b>		
3/15/89	L	73-77
<b>Texas (0-1)</b>		
3/20/88	L	58-77
<b>Vanderbilt (0-1)</b>		
3/13/91	L	64-73
<b>Washington (0-1)</b>		
3/22/90	L	61-73

12	<b>2011</b>	<b>No. 5 Seed • First Round • Nashville, Tenn.</b>
	3/3	No. 12 Ole Miss W 62-50
	3/4	No. 4 Georgia L 34-66
11	<b>2010</b>	<b>No. 8 Seed • First Round • Duluth, Ga.</b>
	3/5	No. 9 Mississippi L 63-64
10	<b>2009</b>	<b>No. 11 Seed • First Round • North Little Rock, Ark.</b>
	3/5	No. 6 Mississippi State L 39-49
09	<b>2008</b>	<b>No. 10 Seed • First Round • Nashville, Tenn.</b>
	3/6	No. 7 Florida L 57-71
08	<b>2007</b>	<b>No. 8 Seed • Second Round • Duluth, Ga.</b>
	3/1	No. 9 Auburn W 65-63
	3/2	No. 1 Tennessee L 63-81
07	<b>2006</b>	<b>No. 7 Seed • First Round • Little Rock, Ark.</b>
	3/2/	No. 10 Auburn L 48-64
06	<b>2005</b>	<b>No. 12 Seed • First Round • Greenville, S.C.</b>
	3/3	No. 5 Mississippi L 50-53
05	<b>2004</b>	<b>No. 12 Seed • First Round • Nashville, Tenn.</b>
	3/6	No. 5 Georgia L 42-73
04	<b>2003</b>	<b>No. 5 Seed • Second Round • Little Rock, Ark.</b>
	3/6	No. 12 Mississippi W 79-64
	3/7	No. 4 Mississippi State L 75-79
03	<b>2002</b>	<b>No. 2 Seed • Second Round • Nashville, Tenn.</b>
	3/1	No. 7 Arkansas L 61-79
02	<b>2001</b>	<b>No. 6 Seed • First Round • Memphis, Tenn.</b>
	3/1	No. 11 Mississippi L 68-75
01	<b>2000</b>	<b>No. 11 Seed • First Round • Chattanooga, Tenn.</b>
	3/2	No. 6 Vanderbilt L 58-80
00	<b>1999</b>	<b>No. 12 Seed • First Round • Chattanooga, Tenn.</b>
	2/25	No. 5 Alabama L 71-82
00	<b>1998</b>	<b>No. 11 Seed • Second Round • Columbus, Ga.</b>
	2/26	No. 6 LSU W 76-61
	2/27	No. 3 Alabama L 72-92
00	<b>1997</b>	<b>No. 12 Seed • First Round • Chattanooga, Tenn.</b>
	2/28	No. 5 Tennessee L 48-75
00	<b>1996</b>	<b>No. 11 Seed • First Round • Chattanooga, Tenn.</b>
	3/1	No. 6 Florida L 48-65
00	<b>1995</b>	<b>No. 10 Seed • First Round • Chattanooga, Tenn.</b>
	3/3	No. 4 Arkansas L 70-80
00	<b>1994</b>	<b>No. 10 Seed • First Round • Chattanooga, Tenn.</b>
	3/4	No. 7 Kentucky L 80-83
00	<b>1993</b>	<b>No. 7 Seed • First Round • Chattanooga, Tenn.</b>
	3/5	No. 10 Mississippi L 57-59
00	<b>1992</b>	<b>No. 12 Seed • First Round • Albany, Ga.</b>
	3/6	No. 4 Vanderbilt L 47-58

Opponents listed with tournament seed, not national ranking

Series History		
<b>Alabama (0-2)</b>		
2/27/98	L	72-92
2/25/99	L	71-82
<b>Arkansas (0-2)</b>		
3/3/95	L	70-80
3/1/02	L	61-79
<b>Auburn (1-1)</b>		
3/2/06	L	48-64
3/1/07	W	65-63
<b>Florida (0-2)</b>		
3/1/96	L	48-65
3/6/08	L	57-71
<b>Georgia (0-2)</b>		
3/6/04	L	42-73
3/4/11	L	34-66
<b>Kentucky (0-1)</b>		
3/25/02	L	68-77
<b>East Carolina (1-0)</b>		
3/14/82	W	79-54
<b>Kentucky (0-1)</b>		
3/4/94	L	80-83
<b>LSU (1-0)</b>		
2/26/98	W	76-61
<b>Ole Miss (2-4)</b>		
3/5/93	L	57-59
3/1/01	L	68-75
3/6/03	W	79-64
3/3/05	L	50-53
3/4/10	L	63-64
3/3/11	W	62-50
<b>Mississippi State (0-2)</b>		
3/7/03	L	75-79
3/5/09	L	39-49
<b>Tennessee (0-2)</b>		
2/28/97	L	45-78
3/2/07	L	63-81
<b>Vanderbilt (0-2)</b>		
3/6/92	L	47-58
3/2/00	L	58-80

# THE TIME IS NOW // OTHER POSTSEASON TOURNAMENT HISTORY

## Women's NIT

### 2010-11 • (Columbia, S.C.)

3/16	Appalachian State	W	67-54
3/20	Charlotte	L	57-69

### 2007-08 • (Columbia, S.C./Raleigh, N.C.)

3/21	North Carolina A&T	W	102-74
3/24	at NC State	L	69-72

### 2006-07 • (Columbia, S.C.)

3/18	Hartford	W	81-40
3/21	Hofstra	L	64-59
	First-Round Bye		

### 2005-06 • (Cincinnati, Ohio)

3/17	Xavier	L	70-65 (OT)
------	--------	---	------------

## NWIT

### 1978-79 • (Amarillo, Texas) • Tournament Champions

3/15	California	W	62-51
3/16	Oregon	W	84-63
3/17	Drake	W	74-71

## AIAW Tournament

### 1977-78 • Playoffs (Aiken, S.C.)

3/2	College of Charleston	W	84-80
-----	-----------------------	---	-------

### 1977-78 • Region II Tournament (Chapel Hill, N.C.)

3/9	NC State	L	77-52
3/10	Memphis	W	82-80
3/11	East Carolina	W	77-70

### 1978-79 • Region II Tournament (Knoxville, Tenn.)

3/8	Morehead State	W	70-64
3/9	Tennessee	L	76-64
3/11	NC State	L	67-64

### 1979-80 • Region II Tournament (Columbia, S.C.)

3/12	Southern California	W	70-60
3/16	Northwestern	L	61-54
3/17	Stephen F. Austin	W	63-56
3/21	Tennessee	L	75-72
3/23	Louisiana Tech	W	77-69

(Defeated Louisiana Tech in the consolation game for third place.)

### 1980-81 • Region II Tournament (Clemson, S.C.)

3/10	Clemson	W	81-64
------	---------	---	-------

### 1980-81 • Region II Tournament (Norfolk, Va.)

3/13	Old Dominion	L	73-71
3/14	Kentucky	L	87-69

## SCAIAW Tournament

### 1976-77 • State Tournament

3/3	Erskine	W	73-71
3/4	Francis Marion	L	65-61

### 1977-78 • State Tournament (Clemson, S.C.)

2/23	Benedict	W	74-44
2/24	Francis Marion	W	68-64 (OT)
2/25	College of Charleston	W	85-81

### 1978-79 • Championship (Spartanburg, S.C.)

3/7	Clemson	W	75-74
-----	---------	---	-------

### 1979-80 • Championship (Florence, S.C.)

3/1	Clemson	W	89-55
-----	---------	---	-------

## Metro Conference Tournament

### 1983-84 • Cincinnati, Ohio

3/5	Tulane	W	74-64
3/6	Memphis	L	64-60
3/7	Virginia Tech	L	76-89

### 1984-85 • Hattiesburg, Miss.

3/3	Tulane	W	76-66
3/4	Southern Miss	L	80-87

### 1985-86 • Columbia, S.C. • Regular-Season & Tournament Champs

3/2	Virginia Tech	W	67-54
3/3	Cincinnati	W	61-48

### 1986-87 • Blacksburg, Va.

3/5	Cincinnati	W	77-46
3/6	Virginia Tech	W	59-55
3/7	Southern Miss	L	66-68

### 1987-88 • Tallahassee, Fla. • Regular-Season & Tournament Champs

3/11	Southern Miss	W	89-77 (OT)
3/12	Memphis	W	81-70

### 1988-89 • Memphis, Tenn. • Regular-Season & Tournament Champs

3/10	Cincinnati	W	63-60
3/11	Southern Miss	W	92-65

### 1989-90 • Cincinnati, Ohio • Regular-Season Champions

3/8	Tulane	W	71-62
3/9	Louisville	W	80-60
3/10	(22) Southern Miss	L	88-95 (OT)

### 1990-91 • Louisville, Ky. • Regular-Season Champions

3/4	Tulane	W	80-44
3/5	Southern Miss	W	70-59
3/6	Florida State	L	53-54



12



**Sheila Foster • Center • Spartanburg, S.C. • 2,266 Career Points**

	GP	GS	Min	Avg	FG	FGA	Pct	3FG	FGA	Pct	FT	FTA	Pct	Off	Def	Tot	Avg	PF	FO	A	TO	Blk	Stl	Pts	Avg
1978-79	37				216	432	.500				84	128	.656			329	8.9							516	13.9
1979-80	36				245	452	.542				99	140	.707			379	10.5	72	1	51	93	10	88	589	16.4
1980-81	30	30	1124	37.5	211	396	.533				112	381	.294			381	12.7	48	0	59	110	14	60	534	12.8
1981-82	31	31		37.9	252	432	.583				123	175	.703			338	10.9	62	0	44	84	23	41	627	20.2
<b>Career</b>	<b>134</b>				<b>924</b>	<b>1712</b>	<b>.540</b>				<b>418</b>	<b>824</b>	<b>.507</b>			<b>1427</b>	<b>10.6</b>							<b>2266</b>	<b>16.9</b>

11



**Shannon Johnson • Guard • Hartsville, S.C. • 2,230 Career Points**

	GP	GS	Min	Avg	FG	FGA	Pct	3FG	FGA	Pct	FT	FTA	Pct	Off	Def	Tot	Avg	PF	FO	A	TO	Blk	Stl	Pts	Avg
1992-93	27	27	715	26.5	89	212	.420	18	50	.360	63	87	.724	30	68	98	3.6	81	3	83	131	4	65	259	9.6
1993-94	27	27	834	3.9	231	506	.457	44	111	.396	128	186	.688	65	95	160	5.9	95	1	133	117	17	64	634	23.5
1994-95	27	27	973	36.0	214	497	.431	64	182	.352	154	227	.678	62	110	172	6.4	91	4	138	99	18	57	646	23.9
1995-96	28	27	973	34.8	238	544	.438	82	202	.406	133	179	.743	44	123	167	6.0	86	1	113	104	20	74	691	24.7
<b>Career</b>	<b>109</b>	<b>108</b>	<b>3495</b>	<b>32.1</b>	<b>772</b>	<b>1759</b>	<b>.439</b>	<b>208</b>	<b>545</b>	<b>.382</b>	<b>478</b>	<b>679</b>	<b>.704</b>	<b>201</b>	<b>396</b>	<b>597</b>	<b>5.5</b>	<b>353</b>	<b>9</b>	<b>467</b>	<b>451</b>	<b>59</b>	<b>260</b>	<b>2230</b>	<b>20.5</b>

10



**Brantley Southers • Forward • Columbia, S.C. • 1,982 Career Points**

	GP	GS	Min	Avg	FG	FGA	Pct	3FG	FGA	Pct	FT	FTA	Pct	Off	Def	Tot	Avg	PF	FO	A	TO	Blk	Stl	Pts	Avg
1981-82	31	16	828	26.7	142	273	.520				48	66	.727			172	5.5	58	1	34	12	23	45	332	10.7
1982-83	1	0	1	0.1	1	3	.333				0	0	—			2	2.0	1	0	0	1	0	0	2	2.0
1983-84	30	30	1008	33.6	239	460	.520				73	88	.830			240	8.0	78	2	0	82	0	0	551	18.4
1984-85	28	28	988	35.3	211	459	.460				60	78	.769			192	6.9	72	0	63	85	14	45	482	17.2
1985-86	30	29	1062	35.4	266	573	.464				83	97	.856			256	8.5	83	1	99	93	12	63	615	20.5
<b>Career</b>	<b>120</b>	<b>103</b>	<b>3886</b>	<b>32.4</b>	<b>859</b>	<b>1768</b>	<b>.486</b>				<b>264</b>	<b>329</b>	<b>.802</b>			<b>862</b>	<b>7.2</b>	<b>292</b>	<b>4</b>	<b>196</b>	<b>273</b>	<b>49</b>	<b>153</b>	<b>1982</b>	<b>16.5</b>

08



**Jocelyn Penn • Forward • Conyers, Ga. • 1,939 Career Points**

	GP	GS	Min	Avg	FG	FGA	Pct	3FG	FGA	Pct	FT	FTA	Pct	Off	Def	Tot	Avg	PF	FO	A	TO	Blk	Stl	Pts	Avg
1998-99	27	13	685	25.4	130	247	.526	0	0	—	91	132	.689	81	94	175	6.5	84	1	41	62	2	79	351	13.0
1999-00	28	15	721	25.8	127	230	.552	0	1	.000	93	138	.674	70	101	171	6.1	75	1	64	105	4	74	347	12.4
2000-01			DNP																						
2001-02	32	31	991	31.0	218	351	.621	0	0	—	89	140	.636	94	121	214	6.7	83	3	53	74	2	94	525	16.4
2002-03	30	30	1088	36.3	282	449	.628	14	37	.378	138	194	.711	100	142	242	8.1	91	3	58	107	1	112	716	23.9
<b>Career</b>	<b>117</b>	<b>89</b>	<b>3485</b>	<b>29.8</b>	<b>757</b>	<b>1277</b>	<b>.593</b>	<b>14</b>	<b>38</b>	<b>.368</b>	<b>411</b>	<b>604</b>	<b>.680</b>	<b>345</b>	<b>458</b>	<b>802</b>	<b>6.9</b>	<b>333</b>	<b>8</b>	<b>216</b>	<b>348</b>	<b>9</b>	<b>359</b>	<b>1939</b>	<b>16.6</b>

07



**Schonna Banner • Center • Lenoir, N.C. • 1,791 Career Points**

	GP	GS	Min	Avg	FG	FGA	Pct	3FG	FGA	Pct	FT	FTA	Pct	Off	Def	Tot	Avg	PF	FO	A	TO	Blk	Stl	Pts	Avg
1986-87	29	19	864	29.8	183	350	.523				68	94	.723			182	6.3	81	2	11	52	17	23	434	15.0
1987-88	33	31	996	30.2	219	415	.528	0	0	—	67	105	.638	79	161	240	7.3	94	3	19	39	32	36	505	15.3
1988-89	30	30	891	29.7	192	344	.558	0	0	—	51	80	.638	71	154	225	7.5	89	3	23	44	29	39	435	14.5
1989-90	33	33	1051	31.8	181	317	.571	0	0	—	55	82	.671	80	174	254	7.7	90	1	35	48	25	36	417	12.6
<b>Career</b>	<b>125</b>	<b>113</b>	<b>3802</b>	<b>30.4</b>	<b>775</b>	<b>1426</b>	<b>.543</b>	<b>0</b>	<b>0</b>	<b>—</b>	<b>241</b>	<b>361</b>	<b>.667</b>			<b>901</b>	<b>7.2</b>	<b>354</b>	<b>9</b>	<b>88</b>	<b>183</b>	<b>103</b>	<b>134</b>	<b>1791</b>	<b>14.3</b>

05



**Martha Parker • Forward • Columbia, S.C. • 1,728 Career Points**

	GP	GS	Min	Avg	FG	FGA	Pct	3FG	FGA	Pct	FT	FTA	Pct	Off	Def	Tot	Avg	PF	FO	A	TO	Blk	Stl	Pts	Avg
1985-86	30	29	1119	37.3	108	224	.482				77	100	.770			141	4.7	78	0	162	95	5	77	293	9.8
1986-87	30	30	1122	37.4	173	339	.510				120	160	.750			172	5.7	85	5	104	116	8	76	466	15.5
1987-88	34	33	1172	34.5	202	359	.563	2	5	.400	157	231	.680	83	160	243	7.1	101	5	131	103	8	58	563	16.6
1988-89	30	30	1043	34.8	143	255	.561	1	5	.200	119	150	.793	50	122	172	5.7	96	1	146	88	0	73	406	13.5
<b>Career</b>	<b>124</b>	<b>122</b>	<b>4456</b>	<b>35.9</b>	<b>626</b>	<b>1177</b>	<b>.532</b>	<b>3</b>	<b>10</b>	<b>.300</b>	<b>473</b>	<b>641</b>	<b>.738</b>			<b>728</b>	<b>5.9</b>	<b>360</b>	<b>11</b>	<b>543</b>	<b>402</b>	<b>21</b>	<b>284</b>	<b>1728</b>	<b>13.9</b>

04



**Karen Middleton • Guard • 5-10 • McBee, S.C. • 1,714 Career Points**

	GP	GS	Min	Avg	FG	FGA	Pct	3FG	FGA	Pct	FT	FTA	Pct	Off	Def	Tot	Avg	PF	FO	A	TO	Blk	Stl	Pts	Avg
1987-88	34	27	930	27.4	157	370	.424	75	173	.434	19	27	.704	23	57	80	2.4	39	0	92	49	2	25	408	12.0
1988-89	30	3	810	27.0	131	283	.463	51	112	.455	12	19	.632	18	51	69	2.3	33	0	90	53	6	32	325	10.8
1989-90	33	33	1139	34.5	163	327	.498	76	162	.469	35	49	.714	36	112	148	4.5	63	2	105	70	2	42	437	13.2
1990-91	31	31	1134	36.6	187	437	.428	115	265	.434	55	67	.821	50	97	147	4.7	56	0	122	85	1	52	544	17.5
<b>Career</b>	<b>128</b>	<b>94</b>	<b>4013</b>	<b>31.4</b>	<b>638</b>	<b>1417</b>	<b>.450</b>	<b>317</b>	<b>712</b>	<b>.445</b>	<b>121</b>	<b>162</b>	<b>.747</b>	<b>127</b>	<b>317</b>	<b>444</b>	<b>3.5</b>	<b>191</b>	<b>2</b>	<b>409</b>	<b>257</b>	<b>11</b>	<b>151</b>	<b>1714</b>	<b>13.4</b>

02

01

00

120





**Evelyn Johnson • Guard • Lansing, Mich. • 1,620 Career Points**

GP	GS	Min	Avg	FG	FGA	Pct	3FG	FGA	Pct	FT	FTA	Pct	Off	Def	Tot	Avg	PF	FO	A	TO	Blk	Stl	Pts	Avg
1979-80	36			199	402	.495				69	109	.633			187	5.2	95	3	62	83	9	58	467	13.0
1980-81	30	30	912	30.4	200	418	.480			93	125	.744			178	5.9	94	6	76	102	13	49	493	16.7
1981-82	31	31	886	28.6	187	378	.495			50	71	.704			157	5.1	81	1	83	93	20	67	424	13.7
1982-83	16	11	259	16.2	88	192	.458			60	90	.667			106	6.6	56	4	22	41	7	17	236	14.8
<b>Career</b>	<b>113</b>			<b>674</b>	<b>1390</b>	<b>.485</b>				<b>272</b>	<b>395</b>	<b>.689</b>			<b>628</b>	<b>5.6</b>	<b>326</b>	<b>14</b>	<b>319</b>	<b>319</b>	<b>49</b>	<b>181</b>	<b>1620</b>	<b>14.3</b>



**Marsha Williams • Center • Moncks Corner, S.C. • 1,585 Career Points**

GP	GS	Min	Avg	FG	FGA	Pct	3FG	FGA	Pct	FT	FTA	Pct	Off	Def	Tot	Avg	PF	FO	A	TO	Blk	Stl	Pts	Avg
1989-90	33	0	430	13.0	57	131	.435	0	0	42	65	.646	65	87	152	4.6	84	3	3	43	6	11	156	4.7
1990-91	31	30	947	30.5	209	440	.475	0	0	87	128	.680	126	177	303	9.8	95	4	24	85	19	17	505	16.3
1991-92	28	28	924	33.0	236	508	.465	0	0	126	200	.630	133	182	315	11.3	79	3	21	94	17	26	598	21.4
1992-93	24	22	771	32.1	131	310	.423	0	0	64	120	.533	103	153	256	10.7	60	2	14	72	16	26	326	13.6
<b>Career</b>	<b>116</b>	<b>80</b>	<b>3072</b>	<b>26.5</b>	<b>633</b>	<b>1389</b>	<b>.456</b>	<b>0</b>	<b>0</b>	<b>319</b>	<b>513</b>	<b>.622</b>	<b>427</b>	<b>599</b>	<b>1026</b>	<b>8.8</b>	<b>318</b>	<b>12</b>	<b>62</b>	<b>294</b>	<b>58</b>	<b>80</b>	<b>1585</b>	<b>13.7</b>



**Sharon Gilmore • Center • Graniteville, S.C. • 1,511 Career Points**

GP	GS	Min	Avg	FG	FGA	Pct	3FG	FGA	Pct	FT	FTA	Pct	Off	Def	Tot	Avg	PF	FO	A	TO	Blk	Stl	Pts	Avg
1982-83	28	28	876	31.3	184	317	.580			57	91	.626			232	8.3	103	7	13	88	29	31	425	15.2
1983-84	30	28	807	26.9	154	338	.456			92	133	.692			215	7.2	92	2	26	68	34	32	400	13.3
1984-85	22	19	584	26.5	119	215	.553			38	66	.576			169	7.7	78	3	13	59	18	37	258	11.7
1985-86	30	30	808	31.5	189	368	.514			50	94	.532			266	8.9	102	6	11	62	20	41	428	14.3
<b>Career</b>	<b>110</b>	<b>105</b>	<b>3075</b>	<b>28.0</b>	<b>646</b>	<b>1238</b>	<b>.522</b>			<b>237</b>	<b>384</b>	<b>.617</b>			<b>882</b>	<b>8.0</b>	<b>375</b>	<b>18</b>	<b>63</b>	<b>277</b>	<b>101</b>	<b>141</b>	<b>1511</b>	<b>13.7</b>



**Annie Lester • Forward • Norcross, Ga. • 1,488 Career Points**

GP	GS	Min	Avg	FG	FGA	Pct	3FG	FGA	Pct	FT	FTA	Pct	Off	Def	Tot	Avg	PF	FO	A	TO	Blk	Stl	Pts	Avg
1996-97	27	18	623	23.1	103	222	.464	0	0	36	50	.720	65	115	180	6.7	68	2	6	23	12	43	242	9.0
1997-98	28	28	862	30.8	190	424	.448	0	1	115	148	.777	108	139	247	8.8	103	8	21	46	1	76	495	17.7
1998-99	27	27	797	29.5	156	346	.451	5	31	80	115	.696	100	113	213	7.9	100	9	21	57	5	53	397	14.7
1999-00	28	23	728	26.0	126	258	.488	0	3	102	142	.718	75	70	145	5.2	73	4	27	50	1	43	354	12.6
<b>Career</b>	<b>110</b>	<b>96</b>	<b>3010</b>	<b>27.4</b>	<b>575</b>	<b>1250</b>	<b>.460</b>	<b>5</b>	<b>35</b>	<b>333</b>	<b>455</b>	<b>.732</b>	<b>348</b>	<b>437</b>	<b>785</b>	<b>7.1</b>	<b>344</b>	<b>23</b>	<b>75</b>	<b>176</b>	<b>19</b>	<b>215</b>	<b>1488</b>	<b>13.5</b>



**Katrina Anderson • Center • Timmonsville, S.C. • 1,454 Career Points**

GP	GS	Min	Avg	FG	FGA	Pct	3FG	FGA	Pct	FT	FTA	Pct	Off	Def	Tot	Avg	PF	FO	A	TO	Blk	Stl	Pts	Avg		
1977-78	34	34		306	544	.563				142	242	.587			434	12.8	105	3	41	98	23	58	754	22.2		
1978-79	37			283	540	.524				134	195	.687			371	10.0							29	126	700	18.9
<b>Career</b>	<b>71</b>			<b>589</b>	<b>1084</b>	<b>.543</b>				<b>276</b>	<b>437</b>	<b>.632</b>			<b>805</b>	<b>11.3</b>							<b>52</b>	<b>184</b>	<b>1454</b>	<b>20.5</b>



**Denise Nanney • Forward • Spartanburg, S.C. • 1,388 Career Points**

GP	GS	Min	Avg	FG	FGA	Pct	3FG	FGA	Pct	FT	FTA	Pct	Off	Def	Tot	Avg	PF	FO	A	TO	Blk	Stl	Pts	Avg	
1974-75	30			220	492	.447				87	123	.707			361	12.0								527	17.6
1975-76	22			164	340	.482				63	94	.670			267	12.1								391	17.8
1976-77	26			217	527	.412				36	69	.522			249	9.4	86	3	26					470	18.1
<b>Career</b>	<b>78</b>			<b>601</b>	<b>1359</b>	<b>.442</b>				<b>186</b>	<b>286</b>	<b>.650</b>			<b>877</b>	<b>11.2</b>								<b>1388</b>	<b>17.8</b>



**Shaunzinski Gortman • Guard • Columbia, S.C. • 1,367 Career Points**

GP	GS	Min	Avg	FG	FGA	Pct	3FG	FGA	Pct	FT	FTA	Pct	Off	Def	Tot	Avg	PF	FO	A	TO	Blk	Stl	Pts	Avg	
1998-99	27	25	745	27.6	118	314	.376	12	56	214	53	.90	57	80	137	5.1	88	6	61	104	4	47	301	11.1	
1999-00	20	20	578	28.9	116	248	.468	13	34	382	51	.85	25	87	112	5.6	63	2	84	108	18	51	296	14.8	
2000-01	27	26	843	31.2	112	293	.382	34	105	324	40	.57	32	106	138	5.1	73	2	80	98	10	52	298	11.0	
2001-02	31	29	982	31.7	176	414	.425	52	143	364	68	102	56	133	189	6.1	73	2	93	89	7	62	472	15.2	
<b>Career</b>	<b>105</b>	<b>100</b>	<b>3148</b>	<b>30.0</b>	<b>522</b>	<b>1269</b>	<b>.411</b>	<b>111</b>	<b>338</b>	<b>328</b>	<b>212</b>	<b>334</b>	<b>.635</b>	<b>170</b>	<b>406</b>	<b>576</b>	<b>5.5</b>	<b>297</b>	<b>12</b>	<b>318</b>	<b>399</b>	<b>39</b>	<b>212</b>	<b>1367</b>	<b>13.0</b>

12  
11  
10  
09  
08  
07  
06  
05  
04  
03  
02  
01  
00  
121





**Jean Walling • Center • Barnwell, S.C. • 1,063 Career Points**

	GP	GS	Min	Avg	FG	FGA	Pct	3FG	FGA	Pct	FT	FTA	Pct	Off	Def	Tot	Avg	PF	FO	A	TO	Blk	Stl	Pts	Avg
1977-78	34	24			162	330	.491				39	64	.609			302	8.9	63	0	55	99	31	46	363	10.7
1978-79	37				191	388	.492				84	123	.683			269	7.3							466	12.6
1979-80	36				98	217	.452				38	49	.776			183	5.1	73	1	53	35	12	28	234	6.5
<b>Career</b>	<b>107</b>				<b>451</b>	<b>935</b>	<b>.482</b>				<b>161</b>	<b>236</b>	<b>.682</b>			<b>754</b>	<b>7.0</b>							<b>1063</b>	<b>10.0</b>



**Monica Williams • Forward • Heath Springs, S.C. • 1,057 Career Points**

	GP	GS	Min	Avg	FG	FGA	Pct	3FG	FGA	Pct	FT	FTA	Pct	Off	Def	Tot	Avg	PF	FO	A	TO	Blk	Stl	Pts	Avg
1983-84	30	1	468	15.6	59	133	.444				21	36	.583			89	2.9	55	1	28	43	9	34	139	4.6
1984-85	28	14	714	25.5	123	251	.490				23	40	.575			106	3.8	85	3	43	55	12	42	269	9.6
1985-86	6	6	184	30.7	27	53	.509				7	10	.700			39	6.5	19	1	16	19	1	10	61	10.2
1986-87	30	30	963	32.1	129	326	.396				55	72	.764			173	5.8	89	4	116	90	13	65	313	10.4
1987-88	32	30	899	28.1	113	268	.422	0	8	.000	49	65	.754	64	106	170	5.3	82	1	94	78	16	62	275	8.6
<b>Career</b>	<b>126</b>	<b>81</b>	<b>3228</b>	<b>25.6</b>	<b>451</b>	<b>1031</b>	<b>.437</b>	<b>0</b>	<b>8</b>	<b>.000</b>	<b>155</b>	<b>223</b>	<b>.695</b>			<b>577</b>	<b>4.6</b>	<b>330</b>	<b>10</b>	<b>297</b>	<b>285</b>	<b>51</b>	<b>213</b>	<b>1057</b>	<b>8.4</b>



**Rita Johnson • Guard • St. Matthews, S.C. • 1,056 Career Points**

	GP	GS	Min	Avg	FG	FGA	Pct	3FG	FGA	Pct	FT	FTA	Pct	Off	Def	Tot	Avg	PF	FO	A	TO	Blk	Stl	Pts	Avg
1977-78	33	7			75	201	.373				20	37	.541			43	1.3	84	4	38	79	2	54	170	5.2
1978-79	31				106	212	.500				56	83	.674			45	1.5							268	8.6
1979-80	36				113	250	.452				46	76	.605			50	1.4	96	2	119	79	2	89	272	7.6
1980-81	30	23	670	22.3	134	265	.506				78	97	.804			58	1.9	64	1	75	73	1	88	346	11.6
<b>Career</b>	<b>130</b>				<b>428</b>	<b>928</b>	<b>.461</b>				<b>200</b>	<b>293</b>	<b>.683</b>			<b>196</b>	<b>1.5</b>							<b>1056</b>	<b>8.1</b>



**Cristina Ciocan • Guard • Budapest, Hungary • 1,013 Career Points**

	GP	GS	Min	Avg	FG	FGA	Pct	3FG	FGA	Pct	FT	FTA	Pct	Off	Def	Tot	Avg	PF	FO	A	TO	Blk	Stl	Pts	Avg
2000-01	28	18	556	19.9	31	83	.373	2	15	.133	9	16	.563	12	47	59	2.1	56	2	81	78	7	39	73	2.6
2001-02	30	29	852	28.4	80	192	.417	17	40	.425	25	46	.543	16	51	67	2.2	77	1	185	102	5	68	202	6.7
2002-03	31	31	1038	33.5	161	375	.429	42	129	.326	57	74	.770	34	100	134	4.3	88	5	207	138	6	74	421	13.6
2003-04	27	26	893	33.1	127	316	.402	36	110	.327	27	40	.675	40	98	138	5.1	69	0	142	133	7	46	317	11.7
<b>Career</b>	<b>116</b>	<b>104</b>	<b>3339</b>	<b>28.8</b>	<b>399</b>	<b>966</b>	<b>.413</b>	<b>97</b>	<b>294</b>	<b>.330</b>	<b>118</b>	<b>176</b>	<b>.670</b>	<b>102</b>	<b>296</b>	<b>398</b>	<b>3.4</b>	<b>290</b>	<b>8</b>	<b>615</b>	<b>451</b>	<b>25</b>	<b>227</b>	<b>1013</b>	<b>8.7</b>



**Christi Timmons • Forward • Pigeon Forge, Tenn. • 1,002 Career Points**

	GP	GS	Min	Avg	FG	FGA	Pct	3FG	FGA	Pct	FT	FTA	Pct	Off	Def	Tot	Avg	PF	FO	A	TO	Blk	Stl	Pts	Avg
1991-92	28	28	932	33.3	107	299	.358	84	241	.349	28	37	.757	10	71	81	2.9	50	1	102	104	11	60	326	11.6
1992-93	26	15	532	20.5	46	146	.315	30	111	.270	12	14	.857	10	28	38	1.5	35	1	39	38	7	41	134	5.2
1993-94	26	2	724	27.8	100	288	.347	79	244	.324	19	27	.704	29	75	104	4.0	64	2	60	45	9	42	298	11.5
1994-95	27	27	874	32.4	90	281	.320	46	198	.232	18	38	.474	33	83	116	4.3	65	4	84	56	9	61	244	9.0
<b>Career</b>	<b>107</b>	<b>72</b>	<b>3062</b>	<b>28.6</b>	<b>343</b>	<b>1014</b>	<b>.338</b>	<b>239</b>	<b>794</b>	<b>.301</b>	<b>77</b>	<b>116</b>	<b>.664</b>	<b>82</b>	<b>257</b>	<b>339</b>	<b>3.2</b>	<b>214</b>	<b>8</b>	<b>285</b>	<b>243</b>	<b>36</b>	<b>204</b>	<b>1002</b>	<b>9.4</b>

12  
11  
10  
09  
08  
07  
06  
05  
04  
03  
02  
01  
00

## Katrina Anderson (1978-79)

Katrina Anderson played only two years at South Carolina, but went down in history as the Gamecocks' first women's basketball All-American when she received the honor in 1978-79. Anderson averaged 22.2 points per game in 1977-78 and came back to average 18.9 points per game in 1978-79. She remains the school record holder for points scored in a single season, as she scored 754 in 1977-78. She also holds the single-season school record for free throws attempted, rebounds, rebounding average and steals. Her career average of 20.5 points per game ranks as the second highest in school history.

Anderson scored as many as 41 points in a single game and collected as many as 22 rebounds in a single game. To this day, her single-season marks for minutes played (1,267), points scored (754), scoring average (22.2), field goals made (306), field goals attempted (544), field goal percentage (.563), free throws made (142), free throws attempted (242), rebounds (436), rebounding average (12.8) and steals (126) still rank among the top 10 in school history.




## Sheila Foster (1979-82)

A 6-foot-1 center/forward, Sheila Foster rewrote the South Carolina women's record book during her Gamecock career, and many of her records still stand today. The school's all-time leading scorer with 2,266 points, Foster established herself as one of the dominant power forwards in collegiate basketball. The Spartanburg native started every game during her four years. In addition, Foster holds the distinction of being the Gamecocks' all-time leading rebounder with 1,427 rebounds. During her four years, Foster averaged 16.9 points and 10.6 rebounds per game. As a senior, she averaged her career high of 20.2 points and 10.9 boards per game.

In 1982, she became the first Gamecock woman to have her jersey number retired, and, in 1993, she was the first female athlete to be inducted into the University of South Carolina Athletic Hall of Fame. On April 26, 2001, Foster was inducted into the South Carolina Hall of Fame.

Foster currently resides in Moore, S.C., near Spartanburg, with her daughter, India, and son, Stacey Jr. Foster works as the living support specialist at the Charles Lea Center.



## Martha Parker (1986-89)

A 5-foot-9 forward/guard, Martha Parker averaged 13.9 points and 5.9 rebounds per game and ranks sixth on the all-time South Carolina scoring list with 1,728 career points. Parker earned All-America honors from the American Women's Sports Federation in 1986-87 and was a Women's Basketball News Service All-America honoree in 1987-88 and 1988-89. Parker is second on South Carolina's all-time steals list with 284. Parker started all but two games during her South Carolina career.

In addition to her accomplishments on the court, Parker garnered numerous awards for her academic success as well. Parker was a member of the GTE Academic All-America Team in her last two years and was honored with the Baden Post-Graduate Scholarship in 1989.

During the 1999-2000 season, the SEC honored Dr. Martha Parker-Hester as USC's Female Entrepreneur of the Year at the 2000 SEC Tournament.

She and husband, Dr. Martin Hester, have a daughter, Corrie, and a son, Seth. A graduate of the USC Medical School, Parker is now in private family practice in Columbia with her husband.




## Shannon Johnson (1993-96)

A 5-foot-7 guard from Hartsville, S.C., Shannon Johnson is South Carolina's second-leading scorer of all time with 2,230 career points, and is the only Gamecock ever to average more than 20 points per game for three consecutive seasons, as she averaged 23.5 points per game in her sophomore year, 23.9 points per game as a junior and a school-record 24.7 points per game as a senior. Her career average of 20.4 points per game is also a school record by a wide margin. A three-time All-SEC performer, Johnson earned All-America recognition from the Associated Press in 1995-96 and was a finalist for the Wade Trophy.

Johnson was the starting point guard for Team USA at the 2004 Olympics in Athens, Greece, leading the squad to an undefeated run to the gold medal.

A WNBA All-Star in 1999, 2000, 2002 and 2003, Johnson was an All-WNBA selection in 1999 and 2000 and was one of 30 players nominated for a spot on the WNBA's All-Decade Team in 2006.



12  
11  
10  
09  
08  
07  
06  
05  
04  
03  
02  
01  
00



**By Award**

**National Player of the Year**

- 1981 Sheila Foster, Wade Trophy Finalist
- 1982 Sheila Foster, Wade Trophy Finalist
- 1996 Shannon Johnson, Naismith Award Finalist  
Shannon Johnson, Wade Trophy Finalist
- 2003 Jocelyn Penn, Naismith Award Finalist  
Jocelyn Penn, Wade Trophy Finalist

**All-America**

- 1979 Katrina Anderson, American Women's Sports Federation
- 1981 Sheila Foster, American Women's Sports Federation
- 1982 Sheila Foster, Women's Basketball News Service (2nd team),  
American Women's Sports Federation
- 1984 Brantley Southers, Women's Basketball News Service (1st team);  
Mindy Ballou, Women's Basketball News Service (4th team)
- 1985 Mindy Ballou, Women's Basketball News Service (3rd team);  
Renee Najarian, Women's Basketball News Service (4th team);  
Brantley Southers, Women's Basketball News Service (4th team),  
American Women's Sports Federation
- 1986 Brantley Southers, Women's Basketball News Service (2nd team),  
American Women's Sports Federation; Mindy Ballou, Women's  
Basketball News Service (3rd team), American Women's Sports  
Federation
- 1987 Martha Parker, American Women's Sports Federation
- 1988 Martha Parker, Women's Basketball News Service (2nd team)
- 1989 Martha Parker, Women's Basketball News Service (1st team);  
Schonna Banner, Women's Basketball News Service (honorable  
mention)
- 1990 Beth Hunt, Kodak (honorable mention), American Women's  
Sports Federation
- 1992 Marsha Williams, Basketball Times (honorable mention),  
Women's Basketball News Service (2nd team)
- 1993 Marsha Williams, Women's Basketball News Service (2nd team)
- 1996 Shannon Johnson, AP (3rd team), Kodak (honorable mention),  
College Sports (2nd team), Women's Basketball News Service  
(2nd team), WBCA College All-Star Team (finalist)
- 2002 Shaunzinski Gortman, Kodak (honorable mention), WBCA  
College All-Star Team
- 2003 Jocelyn Penn, AP (2nd team), Womenscollegehoops.com  
(honorable mention), WBCA College All-Star Team

**Lowe's Senior CLASS Award**

- 2003 Jocelyn Penn (1st team)

**Freshman All-America**

- 1982 Brantley Southers, Women's Basketball News Service (2nd team),  
American Women's Sports Federation
- 1983 Sharon Gilmore, Women's Basketball News Service (1st team),  
American Women's Sports Federation
- 1984 Renee Najarian, Women's Basketball News Service (1st team)
- 1986 Martha Parker, Women's Basketball News Service (3rd team),  
American Women's Sports Federation
- 1987 Schonna Banner, Women's Basketball News Service (1st team)
- 1988 Karen Middleton, Women's Basketball News Service (honorable  
mention)
- 1992 Christi Timmons, Women's Basketball News Service (3rd team)
- 2010 Kelsey Bone, Full Court Press (1st team)

**All-District**

- 1985 Brantley Southers, Kodak
- 1986 Brantley Southers, Kodak
- 1989 Beth Hunt, Kodak
- 1990 Beth Hunt, Kodak

**All-Southeastern Conference (1992-present)**

- 1992 Marsha Williams (1st team)
- 1993 Marsha Williams (1st team)
- 1994 Shannon Johnson (1st team)
- 1995 Shannon Johnson (1st team)
- 1996 Shannon Johnson (1st team)
- 1997 Nikki Miars, Coaches (2nd team)
- 1998 Annie Lester, AP (2nd team)
- 1999 Annie Lester, Coaches (2nd team)
- 2002 Shaunzinski Gortman, Coaches (1st team), AP (1st team);  
Jocelyn Penn, Coaches (1st team), AP (1st team)
- 2003 Jocelyn Penn, Coaches (1st team), AP (1st team)
- 2006 Melanie Johnson, Coaches (2nd team)
- 2008 Demetress Adams, Coaches (2nd team), AP (2nd team)
- 2010 Kelsey Bone, Coaches (2nd team), AP (2nd team); Valerie  
Nainima, Coaches (2nd team)
- 2011 Ieasia Walker, Coaches (2nd team), AP (honorable mention)

**SEC Newcomer of the Year (1992-present)**

- 2010 Kelsey Bone, AP

**SEC All-Freshman Team (1992-present)**

- 1997 Annie Lester
- 2004 Lauren Simms
- 2006 Demetress Adams
- 2009 La'Keisha Sutton
- 2010 Kelsey Bone

**SEC Coach of the Year (1992-present)**

- 2002 Susan Walvius

**SEC Community Service Team (1992-present)**

- 1999 Lisa Williams
- 2000 Casie Key
- 2001 Shannon Segres
- 2002 Shannon Segres
- 2003 Kelly Morrone
- 2004 Lauren Simms
- 2005 Lauren Simms
- 2006 Shannel Harris
- 2007 Brionna Dickerson
- 2008 Brionna Dickerson
- 2009 Demetress Adams
- 2010 Jewel May
- 2011 Jewel May

**SEC Entrepreneur Award (1992-present)**

- 2000 Dr. Martha Parker

12  
11  
10  
09  
08  
07  
06  
05  
04  
03  
02  
01  
00  
125

## Metro Conference Player of the Year (1984-1991)

- 1986 Brantley Southers
- 1988 Martha Parker
- 1989 Martha Parker
- 1990 Beth Hunt

## All-Metro Conference (1984-1991)

- 1984 Brantley Southers
- 1985 Brantley Southers
- 1986 Mindy Ballou; Sharon Gilmore; Brantley Southers
- 1987 Martha Parker
- 1988 Schonna Banner; Martha Parker
- 1989 Schonna Banner; Beth Hunt; Martha Parker
- 1990 Schonna Banner; Beth Hunt; Karen Middleton
- 1991 Karen Middleton; Marsha Williams

## Metro Conference Newcomer of the Year (1984-1991)

- 1986 Martha Parker
- 1987 Schonna Banner

## Metro Conference All-Freshman Team (1984-1991)

- 1990 Marsha Williams

## Metro Conference Coach of the Year (1984-1991)

- 1985 Nancy Wilson
- 1991 Nancy Wilson

## Metro Conference Tournament MVP (1984-1991)

- 1986 Brantley Southers
- 1988 Martha Parker
- 1989 Beth Hunt

## Metro Conference All-Tournament Team (1984-1991)

- 1984 Brantley Southers
- 1985 Brantley Southers
- 1986 Mindy Ballou; Brantley Southers
- 1987 Schonna Banner; Martha Parker
- 1989 Schonna Banner; Beth Hunt
- 1990 Schonna Banner; Beth Hunt; Karen Middleton
- 1991 Karen Middleton

## NCAA Tournament All-Region Team

- 2002 Shaunzinski Gortman (East); Jocelyn Penn (East)

## NWIT All-American Team

- 1979 Katrina Anderson; Cheryl Autry

## State of South Carolina Female Amateur Athlete of the Year

- 1986 Brantley Southers
- 1989 Martha Parker
- 1991 Marsha Williams
- 1995 Shannon Johnson
- 2002 Jocelyn Penn

## State of South Carolina Female Pro Athlete of the Year

- 1999 Shannon Johnson

## S.C. Assoc. of Sportswriters & Broadcasters Player of the Year

- 1985 Brantley Southers
- 1986 Brantley Southers
- 1989 Martha Parker

## CoSIDA Academic All-American

- 1989 Martha Parker (3rd team)

## CoSIDA Academic All-District III

- 1988 Martha Parker
- 1989 Karen Middleton; Martha Parker
- 1990 Karen Middleton
- 1994 Nicki Bass
- 2009 Brionna Dickerson

## Post-Graduate Scholarship Awards

- 1992 Treka McMillian, NCAA Women's Enhancement Program
- 1994 Nicki Bass, Southeastern Conference
- 2009 Brionna Dickerson, Southeastern Conference
- 2011 Jewel May, NCAA Ethnic Minority and Women's Enhancement for Careers in Athletics

## SEC Academic Honor Roll (1992-present)

- 1992 Nicki Bass; Treka McMillian; Wendy Moss
- 1993 Nicki Bass; Wendy Moss
- 1994 Nicki Bass; Wendy Moss
- 1997 Cindy Kelly; Audrey Ramsey; Lisa Williams
- 1998 Shanta Jeffcoat; Lisa Williams
- 1999 Shanta Jeffcoat; Casie Key; Lisa Williams
- 2000 Crishna Hill; Shanta Jeffcoat; Casie Key; Shannon Segres
- 2001 Crishna Hill; Kelly Morrone (Freshman); Shannon Segres
- 2002 Crishna Hill; Linda Höglund; Kelly Morrone; Shannon Segres; Petra Ujhelyi
- 2003 Linda Höglund; Kelly Morrone; Petra Ujhelyi
- 2004 Sarah Burgess; Lea Fabbri (Freshman); Olga Gritsaeva; Shannel Harris (Freshman); Larissa Kulcsar (Freshman); Kelly Morrone; Lauren Simms (Freshman); Iva Sliskovic (Freshman)
- 2005 Lea Fabbri; Olga Gritsaeva; Shannel Harris; Larissa Kulcsar; Lauren Simms; Iva Sliskovic; Lakesha Tolliver
- 2006 Ilona Burgrova; Lea Fabbri; Brionna Dickerson (Freshman); Olga Gritsaeva; Shannel Harris; Larissa Kulcsar; Lauren Simms; Iva Sliskovic; Lakesha Tolliver (Freshman)
- 2007 Demetress Adams; Stacy Booker; Ilona Burgrova; Brionna Dickerson; Lea Fabbri; Shannel Harris; Larissa Kulcsar; Lauren Simms; Iva Sliskovic; Lakesha Tolliver
- 2008 Demetress Adams; Ilona Burgrova; Brionna Dickerson; Jordan Jones (Freshman); Jewel May (Freshman); Courtney Newton (Freshman); Lakesha Tolliver
- 2009 Demetress Adams; Brionna Dickerson; Jewel May; Courtney Newton
- 2010 Kelsey Bone (Freshman); Jewel May; Valerie Nainima; Courtney Newton
- 2011 Jewel May; Valerie Nainima; Marah Strickland; Ebony Wilson

## USA Basketball Participation

- 1981 Sheila Foster, World University Games
- 1982 Brantley Southers, National Sports Festival Games
- 1983 Sharon Gilmore, National Sports Festival Games
- 1985 Nancy Wilson, National Sports Festival Games Head Coach
- 1989 Beth Hunt, World University Games

- 1990** Beth Hunt, National Team; Nancy Wilson, Select Team Asst. Coach
- 1991** Nancy Wilson, World University Games Asst. Coach
- 1992** Nancy Wilson, USA World Junior Olympic Team Head Coach
- 1993** Shannon Johnson, Olympic Festival (gold medal)
- 1995** Shannon Johnson, Robert Williams Jones Cup Team (bronze medal)

- 1996** Shannon Johnson, Robert Williams Jones Cup Team (gold medal)
- 1997** Shannon Johnson, World University Games
- 2004** Shannon Johnson, Olympic Team (gold medal)
- 2008** Dawn Staley, Olympic Team Asst. Coach (gold medal)
- 2009** Kelsey Bone, U19 FIBA World Championships (gold medal)
- 2010** Dawn Staley, Select Team Co-Head Coach

## By Student-Athlete

### Demetress Adams

- 2006** SEC All-Freshman Team
- 2007** SEC Academic Honor Roll
- 2008** All-SEC, Coaches (2nd team), AP (2nd Team); SEC Academic Honor Roll
- 2009** SEC Academic Honor Roll; SEC Community Service Team

### Katrina Anderson

- 1979** All-America, American Women's Sports Foundation; NWIT All-American Team

### Cheryl Autry

- 1979** NWIT All-American Team

### Mindy Ballou

- 1984** All-America, Women's Basketball News Service (4th team)
- 1985** All-America, Women's Basketball News Service (3rd team)
- 1986** All-America, Women's Basketball News Service (3rd team), American Women's Sports Federation; All-Metro Conference; Metro Conference All-Tournament Team

### Schonna Banner

- 1987** Freshman All-America, Women's Basketball News Service (1st team); Metro Conference Newcomer of the Year; Metro Conference All-Tournament Team
- 1988** All-Metro Conference
- 1989** All-America, Women's Basketball News Service (honorable mention); All-Metro Conference; Metro Conference All-Tournament Team
- 1990** All-Metro Conference; Metro Conference All-Tournament Team

### Nicki Bass

- 1992** SEC Academic Honor Roll
- 1993** SEC Academic Honor Roll
- 1994** CoSIDA Academic All-District III; SEC Post-Graduate Scholarship; SEC Academic Honor Roll

### Kelsey Bone

- 2009** USA Basketball, U19 FIBA World Championships (gold medal)
- 2010** Freshman All-America, Full Court Press (1st team); SEC Newcomer of the Year, AP; All-SEC, Coaches (2nd team), AP (2nd team); SEC Freshman Academic Honor Roll

### Stacy Booker

- 2007** SEC Academic Honor Roll

### Sarah Burgess

- 2004** SEC Academic Honor Roll

### Ilona Burgrova

- 2006** SEC Academic Honor Roll
- 2007** SEC Academic Honor Roll
- 2008** SEC Academic Honor Roll

### Brionna Dickerson

- 2006** SEC Freshman Academic Honor Roll
- 2007** SEC Academic Honor Roll; SEC Community Service Team
- 2008** SEC Academic Honor Roll; SEC Community Service Team
- 2009** CoSIDA Academic All-District III; SEC Post-Graduate Scholarship; SEC Academic Honor Roll

### Lea Fabbri

- 2004** SEC Freshman Academic Honor Roll
- 2005** SEC Academic Honor Roll
- 2006** SEC Academic Honor Roll
- 2007** SEC Academic Honor Roll

### Sheila Foster

- 1981** Wade Trophy Finalist; All-America, American Women's Sports Federation; USA Basketball, World University Games
- 1982** Wade Trophy Finalist; All-America, Women's Basketball News Service (2nd team), American Women's Sports Federation

### Sharon Gilmore

- 1983** Freshman All-America, Women's Basketball News Service (1st team), American Women's Sports Federation; USA Basketball, National Sports Festival Games
- 1986** All-Metro Conference

### Shaunzinski Gortman

- 2002** All-America, Kodak (honorable mention); All-SEC, Coaches (1st team), AP (1st team); WBCA College All-Star Team; NCAA Tournament All-Region Team (East)

### Olga Griptaeva

- 2004** SEC Academic Honor Roll
- 2005** SEC Academic Honor Roll
- 2006** SEC Academic Honor Roll

### Shannel Harris

- 2004** SEC Freshman Academic Honor Roll
- 2005** SEC Academic Honor Roll
- 2006** SEC Academic Honor Roll; SEC Community Service Team
- 2007** SEC Academic Honor Roll

### Crishna Hill

- 2000** SEC Academic Honor Roll
- 2001** SEC Academic Honor Roll
- 2002** SEC Academic Honor Roll

## Linda Höglund

- 2002 SEC Academic Honor Roll
- 2003 SEC Academic Honor Roll

## Beth Hunt

- 1989 All-Metro Conference; All-District III, Kodak; Metro Conference All-Tournament Team; Metro Conference Tournament MVP; USA Basketball, World University Games
- 1990 All-America, Kodak (honorable mention), American Women's Sports Federation; All-District III, Kodak; Metro Conference Player of the Year; All-Metro Conference; Metro Conference All-Tournament Team; USA Basketball, National Team

## Shanta Jeffcoat

- 1998 SEC Academic Honor Roll
- 1999 SEC Academic Honor Roll
- 2000 SEC Academic Honor Roll

## Melanie Johnson

- 2006 All-SEC, Coaches (2nd team)

## Shannon Johnson

- 1993 USA Basketball, Olympic Festival (gold medal)
- 1994 All-SEC (1st team)
- 1995 All-SEC (1st team); State of South Carolina Female Amateur Athlete of the Year; USA Basketball, Robert Williams Jones Cup Team (bronze medal)
- 1996 Naismith Award Finalist; Wade Trophy Finalist; All-America, AP (3rd team), Kodak (honorable mention), Women's Basketball News Service (2nd team), College Sports (2nd team); WBCA College All-Star Team (finalist); All-SEC (1st team); USA Basketball, Robert Williams Jones Cup Team (gold medal)
- 1997 USA Basketball, World University Games
- 1999 State of South Carolina Female Pro Athlete of the Year
- 2004 USA Basketball, Olympic Team (gold medal)

## Jordan Jones

- 2008 SEC Freshman Academic Honor Roll

## Cindy Kelly

- 1997 SEC Academic Honor Roll

## Casie Key

- 1999 SEC Academic Honor Roll
- 2000 SEC Academic Honor Roll; SEC Community Service Team

## Larissa Kulcsar

- 2004 SEC Freshman Academic Honor Roll
- 2005 SEC Academic Honor Roll
- 2006 SEC Academic Honor Roll
- 2007 SEC Academic Honor Roll

## Annie Lester

- 1997 SEC All-Freshman Team
- 1998 All-SEC, AP (2nd team)
- 1999 All-SEC, Coaches (2nd team)

## Jewel May

- 2008 SEC Freshman Academic Honor Roll
- 2009 SEC Academic Honor Roll
- 2010 SEC Academic Honor Roll; SEC Community Service Team
- 2011 NCAA Ethnic Minority and Women's Enhancement Post-Graduate Scholarship for Careers in Athletics; SEC Academic Honor Roll; SEC Community Service Team

## Treka McMillian

- 1992 SEC Academic Honor Roll; NCAA Women's Enhancement Program Post-Graduate Scholarship

## Nikki Miars

- 1997 All-SEC, Coaches (2nd team)

## Karen Middleton

- 1988 Freshman All-America, Women's Basketball News Service (honorable mention)
- 1989 CoSIDA Academic All-District III
- 1990 All-Metro Conference; Metro Conference All-Tournament Team; CoSIDA Academic All-District III
- 1991 All-Metro Conference; Metro Conference All-Tournament Team

## Kelly Morrone

- 2001 SEC Freshman Academic Honor Roll
- 2002 SEC Academic Honor Roll
- 2003 SEC Academic Honor Roll; SEC Community Service Team
- 2004 SEC Academic Honor Roll

## Wendy Moss

- 1992 SEC Academic Honor Roll
- 1993 SEC Academic Honor Roll
- 1994 SEC Academic Honor Roll

## Valerie Nainima

- 2009 Fiji Sports Council Sportswoman of the Year
- 2010 All-SEC, Coaches (2nd team); SEC Academic Honor Roll
- 2011 SEC Academic Honor Roll

## Renee Najarian

- 1984 Freshman All-America, Women's Basketball News Service (1st team)
- 1985 All-America, Women's Basketball News Service (4th team)

## Courtney Newton

- 2008 SEC Freshman Academic Honor Roll
- 2009 SEC Academic Honor Roll
- 2010 SEC Academic Honor Roll

## Martha Parker

- 1986 Freshman All-America, Women's Basketball News Service (3rd team), American Women's Sports Federation; Metro Conference Newcomer of the Year
- 1987 All-America, American Women's Sports Federation; All-Metro Conference; Metro Conference All-Tournament Team
- 1988 All-America, Women's Basketball News Service (2nd team); Metro Conference Player of the Year; All-Metro Conference; Metro Conference Tournament MVP; CoSIDA Academic All-District III
- 1989 All-America, Women's Basketball News Service (1st team); Metro Conference Player of the Year; All-Metro Conference; State





# LETTERWINNER STATISTICS THE TIME IS NOW

12

Adams, Demetress	GP	GS	Min	Avg	FG	FGA	Pct	3FG	FGA	Pct	FT	FTA	Pct	Off	Def	Tot	Avg	PF	FO	A	TO	Blk	Stl	Pts	Avg
2005-06	29	12	569	19.6	94	158	.595	0	3	.000	56	83	.675	63	83	146	5.0	63	0	19	63	34	34	244	8.4
2006-07	33	23	656	19.9	79	157	.503	0	0	.000	34	78	.436	71	103	174	5.3	91	4	35	59	30	52	192	5.8
2007-08	32	32	923	28.8	139	263	.529	0	1	.000	71	124	.573	94	192	286	8.9	102	7	68	105	55	65	349	10.9
2008-09	18	18	504	28.0	77	49	.517	1	3	.333	37	50	.740	46	84	130	7.2	46	1	9	58	21	22	192	10.7
<b>Career</b>	<b>112</b>	<b>85</b>	<b>2652</b>	<b>23.7</b>	<b>389</b>	<b>627</b>	<b>.620</b>	<b>1</b>	<b>7</b>	<b>.143</b>	<b>198</b>	<b>335</b>	<b>.591</b>	<b>274</b>	<b>462</b>	<b>736</b>	<b>6.6</b>	<b>302</b>	<b>12</b>	<b>131</b>	<b>285</b>	<b>140</b>	<b>173</b>	<b>977</b>	<b>8.7</b>

11

Adams, Pam	GP	GS	Min	Avg	FG	FGA	Pct	3FG	FGA	Pct	FT	FTA	Pct	Off	Def	Tot	Avg	PF	FO	A	TO	Blk	Stl	Pts	Avg
1977-78	18	3			12	45	.267				6	12	.500			25	1.4	32	2	22	47	1	27	30	1.7
<b>Career</b>	<b>18</b>	<b>3</b>			<b>12</b>	<b>45</b>	<b>.267</b>				<b>6</b>	<b>12</b>	<b>.500</b>			<b>25</b>	<b>1.4</b>	<b>32</b>	<b>2</b>	<b>22</b>	<b>47</b>	<b>1</b>	<b>27</b>	<b>30</b>	<b>1.7</b>

10

Ajanovic, Ines	GP	GS	Min	Avg	FG	FGA	Pct	3FG	FGA	Pct	FT	FTA	Pct	Off	Def	Tot	Avg	PF	FO	A	TO	Blk	Stl	Pts	Avg
1998-99	4	0	19	4.8	2	7	.286	0	0	—	4	4	1.000	1	1	2	0.5	2	0	0	4	1	0	8	2.0
1999-2000	28	6	357	12.8	34	96	.354	16	53	.302	10	21	.476	24	37	61	2.2	31	1	23	35	0	12	94	3.4
2000-01	26	1	275	10.6	35	75	.467	13	26	.500	16	29	.552	29	46	75	2.9	31	0	16	34	1	9	99	3.8
2001-02	28	4	262	9.4	40	97	.412	6	27	.222	14	25	.560	23	28	51	1.8	26	0	12	32	3	5	100	3.6
<b>Career</b>	<b>86</b>	<b>11</b>	<b>913</b>	<b>10.6</b>	<b>111</b>	<b>275</b>	<b>.404</b>	<b>35</b>	<b>106</b>	<b>.330</b>	<b>44</b>	<b>79</b>	<b>.557</b>	<b>77</b>	<b>112</b>	<b>189</b>	<b>2.2</b>	<b>90</b>	<b>1</b>	<b>51</b>	<b>105</b>	<b>5</b>	<b>26</b>	<b>301</b>	<b>3.5</b>

09

Allen, Philicia	GP	GS	Min	Avg	FG	FGA	Pct	3FG	FGA	Pct	FT	FTA	Pct	Off	Def	Tot	Avg	PF	FO	A	TO	Blk	Stl	Pts	Avg
1980-81	29	6	369	12.7	75	157	.478				21	40	.525			116	4.0	60	4	2	51	32	24	171	5.9
1981-82	15	11	257	17.1	44	98	.449				12	24	.500			82	5.5	23	0	11	40	18	15	100	6.7
<b>Career</b>	<b>44</b>	<b>17</b>	<b>626</b>	<b>14.2</b>	<b>119</b>	<b>255</b>	<b>.467</b>				<b>33</b>	<b>64</b>	<b>.516</b>			<b>198</b>	<b>4.5</b>	<b>83</b>	<b>4</b>	<b>13</b>	<b>91</b>	<b>50</b>	<b>39</b>	<b>271</b>	<b>6.2</b>

08

Anaz, Nihan	GP	GS	Min	Avg	FG	FGA	Pct	3FG	FGA	Pct	FT	FTA	Pct	Off	Def	Tot	Avg	PF	FO	A	TO	Blk	Stl	Pts	Avg
2000-01	28	13	733	26.2	96	228	.421	18	57	.316	46	68	.979	30	30	60	2.1	55	2	68	81	1	17	256	9.1
<b>Career</b>	<b>28</b>	<b>13</b>	<b>733</b>	<b>26.2</b>	<b>96</b>	<b>228</b>	<b>.421</b>	<b>18</b>	<b>57</b>	<b>.316</b>	<b>46</b>	<b>68</b>	<b>.979</b>	<b>30</b>	<b>30</b>	<b>60</b>	<b>2.1</b>	<b>55</b>	<b>2</b>	<b>68</b>	<b>81</b>	<b>1</b>	<b>17</b>	<b>256</b>	<b>9.1</b>

07

Anderson, Katrina	GP	GS	Min	Avg	FG	FGA	Pct	3FG	FGA	Pct	FT	FTA	Pct	Off	Def	Tot	Avg	PF	FO	A	TO	Blk	Stl	Pts	Avg
1977-78	34	34			306	544	.563				142	242	.587			434	12.8	105	3	41	98	23	58	754	22.2
1978-79	37				283	540	.524				134	195	.687			371	10.0					29	126	700	18.9
<b>Career</b>	<b>71</b>	<b>34</b>			<b>589</b>	<b>1084</b>	<b>.543</b>				<b>276</b>	<b>437</b>	<b>.632</b>			<b>805</b>	<b>11.3</b>	<b>105</b>	<b>3</b>	<b>41</b>	<b>98</b>	<b>52</b>	<b>184</b>	<b>1454</b>	<b>20.5</b>

06

Attaway, Cindy	GP	GS	Min	Avg	FG	FGA	Pct	3FG	FGA	Pct	FT	FTA	Pct	Off	Def	Tot	Avg	PF	FO	A	TO	Blk	Stl	Pts	Avg
1975-76	1				0	1	.000				0	0	.000			0	0.0							0	0.0
<b>Career</b>	<b>1</b>				<b>0</b>	<b>1</b>	<b>.000</b>				<b>0</b>	<b>0</b>	<b>.000</b>			<b>0</b>	<b>0.0</b>							<b>0</b>	<b>0.0</b>

05

Autry, Cheryl	GP	GS	Min	Avg	FG	FGA	Pct	3FG	FGA	Pct	FT	FTA	Pct	Off	Def	Tot	Avg	PF	FO	A	TO	Blk	Stl	Pts	Avg
1978-79	37				80	201	.398				23	51	.451			56	1.5			151				183	4.9
1979-80	34				99	232	.427				32	53	.604			45	1.3	73	2	84	61	5	54	230	6.8
<b>Career</b>	<b>71</b>				<b>179</b>	<b>433</b>	<b>.413</b>				<b>55</b>	<b>104</b>	<b>.529</b>			<b>101</b>	<b>1.4</b>	<b>73</b>	<b>2</b>	<b>235</b>	<b>61</b>	<b>5</b>	<b>54</b>	<b>413</b>	<b>5.8</b>

04

Ballou, Mindy	GP	GS	Min	Avg	FG	FGA	Pct	3FG	FGA	Pct	FT	FTA	Pct	Off	Def	Tot	Avg	PF	FO	A	TO	Blk	Stl	Pts	Avg
1982-83	28	5	77	15.4	54	130	.415				26	38	.684			50	1.8	35	0	40	64	3	12	134	4.8
1983-84	30	30	1053	35.1	137	261	.525				55	75	.733			77	2.6	71	2	219	132	3	42	329	11.0
1984-85	27	26	950	35.2	114	244	.467				51	70	.729			76	2.8	83	5	162	94	2	51	279	10.3
1985-86	30	30	1116	37.2	189	423	.447				79	97	.814			96	3.2	62	3	174	114	2	65	457	15.2
<b>Career</b>	<b>115</b>	<b>91</b>	<b>3196</b>	<b>27.8</b>	<b>494</b>	<b>1058</b>	<b>.467</b>				<b>211</b>	<b>280</b>	<b>.754</b>			<b>299</b>	<b>2.6</b>	<b>251</b>	<b>10</b>	<b>595</b>	<b>404</b>	<b>10</b>	<b>170</b>	<b>1199</b>	<b>10.4</b>

03

Banner, Schonna	GP	GS	Min	Avg	FG	FGA	Pct	3FG	FGA	Pct	FT	FTA	Pct	Off	Def	Tot	Avg	PF	FO	A	TO	Blk	Stl	Pts	Avg
1986-87	29	19	864	29.8	183	350	.523				68	94	.723			182	6.3	81	2	11	52	17	23	434	15.0
1987-88	33	31	996	30.2	219	415	.528	0	0	—	67	105	.638	79	161	240	7.3	94	3	19	39	32	36	505	15.3
1988-89	30	30	891	29.7	192	344	.558	0	0	—	51	80	.638	71	154	225	7.5	89	3	23	44	29	39	435	14.5
1989-90	33	33	1051	31.8	181	317	.571	0	0	—	55	82	.671	80	174	254	7.7	90	1	35	48	25	36	417	12.6
<b>Career</b>	<b>125</b>	<b>113</b>	<b>3802</b>	<b>30.4</b>	<b>775</b>	<b>1426</b>	<b>.543</b>	<b>0</b>	<b>0</b>	<b>—</b>	<b>241</b>	<b>361</b>	<b>.668</b>	<b>230</b>	<b>489</b>	<b>901</b>	<b>7.2</b>	<b>354</b>	<b>9</b>	<b>88</b>	<b>183</b>	<b>103</b>	<b>134</b>	<b>1791</b>	<b>14.3</b>

02

Bass, Nikki	GP	GS	Min	Avg	FG	FGA	Pct	3FG	FGA	Pct	FT	FTA	Pct	Off	Def	Tot	Avg	PF	FO	A	TO	Blk	Stl	Pts	Avg
1990-91	28	0	401	14.3	44	115	.383	32	83	.386	13	20	.650	9	14	23	0.8	40	0	22	31	0	13	133	4.8
1991-92	28	26	857	30.6	52	164	.317	31	92	.337	81	196	.413	13	40	53	1.9	82	2	96	137	3	33	216	7.7
1992-93	27	12	477	17.7	38	140	.271	29	112	.259	22	32	.688	12	20	32	1.2	33	0	34	33	0	15	127	4.7
1993-94	27	26	634	23.5	70	210	.333	60	183	.328	35	40	.875												

# THE TIME IS NOW LETTERWINNER STATISTICS

<b>Bone, Kelsey</b>	GP	GS	Min	Avg	FG	FGA	Pct	3FG	FGA	Pct	FT	FTA	Pct	Off	Def	Tot	Avg	PF	FO	A	TO	Blk	Stl	Pts	Avg
2009-10	29	27	862	29.7	164	367	.447	1	4	.250	77	116	.664	82	186	268	9.2	77	1	28	90	19	25	406	14.0
<b>Career</b>	<b>29</b>	<b>27</b>	<b>862</b>	<b>29.7</b>	<b>164</b>	<b>367</b>	<b>.447</b>	<b>1</b>	<b>4</b>	<b>.250</b>	<b>77</b>	<b>116</b>	<b>.664</b>	<b>82</b>	<b>186</b>	<b>268</b>	<b>9.2</b>	<b>77</b>	<b>1</b>	<b>28</b>	<b>90</b>	<b>19</b>	<b>25</b>	<b>406</b>	<b>14.0</b>
<b>Booker, Stacy</b>	GP	GS	Min	Avg	FG	FGA	Pct	3FG	FGA	Pct	FT	FTA	Pct	Off	Def	Tot	Avg	PF	FO	A	TO	Blk	Stl	Pts	Avg
2003-04	19	0	142	7.5	13	42	.310	6	26	.231	6	10	.600	4	7	11	0.6	15	1	3	6	2	8	38	2.0
2004-05	29	12	709	24.4	86	247	.348	35	116	.302	39	58	.672	43	65	108	3.7	46	0	50	57	0	26	246	8.5
2005-06	28	0	540	19.3	79	223	.354	38	122	.311	16	29	.552	18	51	69	2.5	33	0	49	45	2	23	212	7.6
2006-07	32	20	661	20.7	102	284	.359	40	154	.260	25	31	.806	29	61	90	2.8	48	1	60	59	3	30	269	8.4
<b>Career</b>	<b>108</b>	<b>32</b>	<b>2052</b>	<b>19.0</b>	<b>280</b>	<b>796</b>	<b>.352</b>	<b>119</b>	<b>418</b>	<b>.285</b>	<b>86</b>	<b>128</b>	<b>.672</b>	<b>94</b>	<b>184</b>	<b>278</b>	<b>2.6</b>	<b>142</b>	<b>2</b>	<b>162</b>	<b>167</b>	<b>7</b>	<b>87</b>	<b>765</b>	<b>7.1</b>
<b>Brewer, Kayla</b>	GP	GS	Min	Avg	FG	FGA	Pct	3FG	FGA	Pct	FT	FTA	Pct	Off	Def	Tot	Avg	PF	FO	A	TO	Blk	Stl	Pts	Avg
2010-11	7	0	97	13.9	4	9	.444	0	0	—	1	6	.167	10	12	22	3.1	13	0	0	5	6	0	9	1.3
<b>Career</b>	<b>7</b>	<b>0</b>	<b>97</b>	<b>13.9</b>	<b>4</b>	<b>9</b>	<b>.444</b>	<b>0</b>	<b>0</b>	<b>—</b>	<b>1</b>	<b>6</b>	<b>.167</b>	<b>10</b>	<b>12</b>	<b>22</b>	<b>3.1</b>	<b>13</b>	<b>0</b>	<b>0</b>	<b>5</b>	<b>6</b>	<b>0</b>	<b>9</b>	<b>1.3</b>
<b>Buck, Tina</b>	GP	GS	Min	Avg	FG	FGA	Pct	3FG	FGA	Pct	FT	FTA	Pct	Off	Def	Tot	Avg	PF	FO	A	TO	Blk	Stl	Pts	Avg
1981-82	7	0	52	7.4	5	14	.357				0	1	.000			4	0.7	1	0	4	6	0	0	10	1.4
<b>Career</b>	<b>7</b>	<b>0</b>	<b>52</b>	<b>7.4</b>	<b>5</b>	<b>14</b>	<b>.357</b>				<b>0</b>	<b>1</b>	<b>.000</b>			<b>4</b>	<b>0.6</b>	<b>1</b>	<b>0</b>	<b>4</b>	<b>6</b>	<b>0</b>	<b>0</b>	<b>10</b>	<b>1.3</b>
<b>Burgess, Sarah</b>	GP	GS	Min	Avg	FG	FGA	Pct	3FG	FGA	Pct	FT	FTA	Pct	Off	Def	Tot	Avg	PF	FO	A	TO	Blk	Stl	Pts	Avg
2002-03	28	0	511	18.3	60	147	.408	35	103	.340	32	47	.681	30	39	69	2.5	31	0	26	30	1	32	187	6.7
2003-04	26	4	581	22.3	63	192	.328	37	130	.285	27	42	.643	31	60	91	3.5	47	2	49	41	4	41	190	7.3
2004-05	2	0	46	23	4	17	.235	1	13	.077	3	5	.600	2	5	7	3.5	5	0	5	6	0	3	12	6.0
<b>Career</b>	<b>56</b>	<b>4</b>	<b>1138</b>	<b>20.3</b>	<b>127</b>	<b>356</b>	<b>.3567</b>	<b>73</b>	<b>246</b>	<b>.297</b>	<b>62</b>	<b>94</b>	<b>.660</b>	<b>63</b>	<b>104</b>	<b>167</b>	<b>3.0</b>	<b>83</b>	<b>2</b>	<b>80</b>	<b>77</b>	<b>5</b>	<b>76</b>	<b>389</b>	<b>6.9</b>
<b>Burgrova, Ilona</b>	GP	GS	Min	Avg	FG	FGA	Pct	3FG	FGA	Pct	FT	FTA	Pct	Off	Def	Tot	Avg	PF	FO	A	TO	Blk	Stl	Pts	Avg
2004-05	29	19	648	22.3	65	163	.399	0	1	.000	44	67	.657	40	73	113	3.9	51	1	23	57	25	24	174	6.0
2005-06	29	27	552	19	59	119	.496	0	0	—	30	52	.577	48	77	125	4.3	57	1	27	49	34	14	148	5.1
2006-07	33	16	705	21.4	74	144	.514	0	0	—	36	71	.507	60	91	151	4.6	59	3	34	56	37	28	184	5.6
2007-08	32	30	957	29.9	118	214	.551	0	0	—	60	87	.690	64	135	199	6.2	98	9	57	84	37	27	296	9.3
<b>Career</b>	<b>123</b>	<b>92</b>	<b>2862</b>	<b>23.3</b>	<b>316</b>	<b>640</b>	<b>.494</b>	<b>0</b>	<b>1</b>	<b>.000</b>	<b>170</b>	<b>277</b>	<b>.614</b>	<b>212</b>	<b>376</b>	<b>588</b>	<b>4.8</b>	<b>265</b>	<b>14</b>	<b>141</b>	<b>246</b>	<b>133</b>	<b>93</b>	<b>802</b>	<b>6.5</b>
<b>Burgu, Ruthann</b>	GP	GS	Min	Avg	FG	FGA	Pct	3FG	FGA	Pct	FT	FTA	Pct	Off	Def	Tot	Avg	PF	FO	A	TO	Blk	Stl	Pts	Avg
1977-78	11	0			5	19	.263				5	6	.833			17	1.5	11	0	12	13	0	3	15	1.4
<b>Career</b>	<b>11</b>	<b>0</b>			<b>5</b>	<b>19</b>	<b>.263</b>				<b>5</b>	<b>6</b>	<b>.833</b>			<b>17</b>	<b>1.5</b>	<b>11</b>	<b>0</b>	<b>12</b>	<b>13</b>	<b>0</b>	<b>3</b>	<b>15</b>	<b>1.4</b>
<b>Canty, Brit</b>	GP	GS	Min	Avg	FG	FGA	Pct	3FG	FGA	Pct	FT	FTA	Pct	Off	Def	Tot	Avg	PF	FO	A	TO	Blk	Stl	Pts	Avg
1991-92	28	5	409	14.6	19	69	.275	1	6	.167	6	15	.400	9	24	33	1.2	26	0	38	67	1	23	45	1.6
1992-93	19	0	140	7.4	7	29	.241	0	1	.000	4	10	.400	13	12	25	1.3	15	0	6	12	8	8	18	0.9
1993-94	25	1	307	12.3	30	78	.385	1	5	.200	13	23	.565	38	28	66	2.6	35	0	21	29	4	17	74	3.0
<b>Career</b>	<b>72</b>	<b>6</b>	<b>856</b>	<b>11.9</b>	<b>56</b>	<b>176</b>	<b>.318</b>	<b>2</b>	<b>12</b>	<b>.167</b>	<b>23</b>	<b>48</b>	<b>.479</b>	<b>60</b>	<b>64</b>	<b>124</b>	<b>1.7</b>	<b>76</b>	<b>0</b>	<b>65</b>	<b>108</b>	<b>13</b>	<b>48</b>	<b>137</b>	<b>1.9</b>
<b>Carr, Donna</b>	GP	GS	Min	Avg	FG	FGA	Pct	3FG	FGA	Pct	FT	FTA	Pct	Off	Def	Tot	Avg	PF	FO	A	TO	Blk	Stl	Pts	Avg
1995-96	18	1	215	11.9	21	40	.525	0	0	—	16	24	.667	25	33	58	3.2	32	0	9	12	5	13	58	3.2
1996-97	18	14	338	18.8	29	65	.446	0	1	.000	20	49	.408	45	67	112	6.2	43	4	16	24	9	15	78	4.3
1997-98	27	25	685	25.4	74	181	.409	0	0	—	31	75	.413	83	109	192	7.1	92	5	47	60	10	45	179	6.6
<b>Career</b>	<b>63</b>	<b>40</b>	<b>1238</b>	<b>19.7</b>	<b>124</b>	<b>286</b>	<b>.434</b>	<b>0</b>	<b>1</b>	<b>.000</b>	<b>67</b>	<b>148</b>	<b>.453</b>	<b>153</b>	<b>209</b>	<b>362</b>	<b>5.7</b>	<b>167</b>	<b>9</b>	<b>72</b>	<b>96</b>	<b>24</b>	<b>73</b>	<b>315</b>	<b>5.0</b>
<b>Chibbaro, Maryann</b>	GP	GS	Min	Avg	FG	FGA	Pct	3FG	FGA	Pct	FT	FTA	Pct	Off	Def	Tot	Avg	PF	FO	A	TO	Blk	Stl	Pts	Avg
1979-80	14				3	5	.600				4	8	.500			4	0.3	2	0	6	6	0	2	10	0.7
<b>Career</b>	<b>14</b>				<b>3</b>	<b>5</b>	<b>.600</b>				<b>4</b>	<b>8</b>	<b>.500</b>			<b>4</b>	<b>0.3</b>	<b>2</b>	<b>0</b>	<b>6</b>	<b>6</b>	<b>0</b>	<b>2</b>	<b>10</b>	<b>0.7</b>
<b>Ciocan, Cristina</b>	GP	GS	Min	Avg	FG	FGA	Pct	3FG	FGA	Pct	FT	FTA	Pct	Off	Def	Tot	Avg	PF	FO	A	TO	Blk	Stl	Pts	Avg
2000-01	28	18	556	19.9	31	83	.373	2	15	.133	9	16	.563	12	47	59	2.1	56	2	81	78	7	39	73	2.6
2001-02	30	29	852	28.4	80	192	.417	17	40	.425	25	46	.543	16	51	67	2.2	77	1	185	102	5	68	202	6.7
2002-03	31	31	1038	33.5	161	375	.429	42	129	.326	57	74	.770	34	100	134	4.3	88	5	207	138	6	74	421	13.6
2003-04	27	26	893	33.1	127	316	.402	36	110	.327	27	40	.675	40	98	138	5.1	69	0	142	133	7	46	317	11.7
<b>Career</b>	<b>116</b>	<b>104</b>	<b>3339</b>	<b>28.8</b>	<b>399</b>	<b>966</b>	<b>.413</b>	<b>97</b>	<b>294</b>	<b>.330</b>	<b>118</b>	<b>176</b>	<b>.670</b>	<b>102</b>	<b>296</b>	<b>398</b>	<b>3.4</b>	<b>290</b>	<b>8</b>	<b>615</b>	<b>451</b>	<b>25</b>	<b>227</b>	<b>1013</b>	<b>8.7</b>
<b>Clark, Dawn</b>	GP	GS	Min	Avg	FG	FGA	Pct	3FG	FGA	Pct	FT	FTA	Pct	Off	Def	Tot	Avg	PF	FO	A	TO	Blk	Stl	Pts	Avg
1977-78	24	13			38	92	.413				9	21	.429			41	1.7	35	1	44	60	0	23	85	3.5
<b>Career</b>	<b>24</b>	<b>13</b>			<b>38</b>	<b>92</b>	<b>.413</b>				<b>9</b>	<b>21</b>	<b>.429</b>			<b>41</b>	<b>1.7</b>	<b>35</b>	<b>1</b>	<b>44</b>	<b>60</b>	<b>0</b>	<b>23</b>	<b>85</b>	<b>3.5</b>
<b>Conklin, Liz</b>	GP	GS	Min	Avg	FG	FGA	Pct	3FG	FGA	Pct	FT	FTA	Pct	Off	Def	Tot	Avg	PF	FO	A	TO	Blk	Stl	Pts	Avg
1976-77	21				0	5	.000				1	3	.333			4	0.4	1	0	0		1	7	1	0.1
<b>Career</b>	<b>21</b>				<b>0</b>	<b>5</b>	<b>.000</b>				<b>1</b>	<b>3</b>	<b>.333</b>			<b>4</b>	<b>0.2</b>	<b>1</b>	<b>0</b>	<b>0</b>		<b>1</b>	<b>7</b>	<b>1</b>	<b>0.1</b>
<b>Cook, Edith</b>	GP	GS	Min	Avg	FG	FGA	Pct	3FG	FGA	Pct	FT	FTA	Pct	Off	Def	Tot	Avg	PF	FO	A	TO	Blk	Stl	Pts	Avg
1976-77	26				64	202	.317				43	68	.632			60	2.3	45	2	21		0	62	171	6.6
<b>Career</b>	<b>26</b>				<b>64</b>	<b>202</b>	<b>.317</b>				<b>43</b>	<b>68</b>	<b>.632</b>			<b>60</b>	<b>2.3</b>	<b>45</b>	<b>2</b>	<b>21</b>		<b>0</b>	<b>62</b>	<b>171</b>	<b>6.6</b>
<b>Cook, Tasha</b>	GP	GS	Min	Avg	FG	FGA	Pct	3FG	FGA	Pct	FT	FTA	Pct	Off	Def	Tot	Avg	PF	FO	A	TO	Blk	Stl	Pts	Avg
2000-01	5	1	24	4.8	1	2	.500	0	0	—	0	0	—												

# LETTERWINNER STATISTICS THE TIME IS NOW

12

David, Sherry	GP	GS	Min	Avg	FG	FGA	Pct	3FG	FGA	Pct	FT	FTA	Pct	Off	Def	Tot	Avg	PF	FO	A	TO	Blk	Stl	Pts	Avg
1987-88	14	0	88	6.3	9	25	.360	1	3	.333	10	14	.714	1	11	12	0.9	7	0	10	11	3	10	29	2.1
1988-89	30	28	625	20.8	29	67	.433	0	0	—	12	20	.600	4	35	39	1.3	73	2	93	85	1	26	70	2.3
1989-90	32	32	905	28.3	47	123	.382	1	2	.500	22	34	.647	7	40	47	1.5	87	1	161	109	2	59	117	3.7
1990-91	30	28	842	28.1	49	133	.368	2	4	.500	39	51	.765	12	50	62	2.1	74	1	160	107	9	55	139	4.6
<b>Career</b>	<b>106</b>	<b>88</b>	<b>2460</b>	<b>23.2</b>	<b>134</b>	<b>348</b>	<b>.385</b>	<b>4</b>	<b>9</b>	<b>.444</b>	<b>83</b>	<b>119</b>	<b>.697</b>	<b>24</b>	<b>136</b>	<b>160</b>	<b>1.5</b>	<b>241</b>	<b>4</b>	<b>424</b>	<b>312</b>	<b>15</b>	<b>150</b>	<b>355</b>	<b>3.3</b>

11

Dean, Melissa	GP	GS	Min	Avg	FG	FGA	Pct	3FG	FGA	Pct	FT	FTA	Pct	Off	Def	Tot	Avg	PF	FO	A	TO	Blk	Stl	Pts	Avg
1974-75	8				2	10	.200				5	10	.500			12	1.5	4						9	1.1
<b>Career</b>	<b>8</b>				<b>2</b>	<b>10</b>	<b>.200</b>				<b>5</b>	<b>10</b>	<b>.500</b>			<b>12</b>	<b>1.5</b>	<b>4</b>						<b>9</b>	<b>1.1</b>

10

Diaz, Lisa	GP	GS	Min	Avg	FG	FGA	Pct	3FG	FGA	Pct	FT	FTA	Pct	Off	Def	Tot	Avg	PF	FO	A	TO	Blk	Stl	Pts	Avg
1986-87	29	6	658	22.7	100	209	.478				10	14	.714			44	1.5	32	0	66	57	1	36	210	7.2
1987-88	34	15	799	23.5	114	236	.483	3	10	.300	37	53	.698	31	60	91	2.7	74	0	120	104	5	35	268	7.9
1988-89	30	29	911	30.4	161	297	.542	1	3	.333	51	69	.739	32	43	75	2.5	57	0	174	85	7	52	374	12.5
1989-90	33	33	1100	33.3	176	374	.471	0	1	.000	45	55	.818	31	57	88	2.7	63	1	138	88	1	52	397	12
<b>Career</b>	<b>126</b>	<b>83</b>	<b>3468</b>	<b>27.5</b>	<b>551</b>	<b>1116</b>	<b>.4934</b>	<b>4</b>	<b>14</b>	<b>.286</b>	<b>143</b>	<b>191</b>	<b>.7499</b>	<b>94</b>	<b>160</b>	<b>298</b>	<b>2.4</b>	<b>226</b>	<b>1</b>	<b>498</b>	<b>334</b>	<b>14</b>	<b>175</b>	<b>1249</b>	<b>9.9</b>

09

Dickerson, Brionna	GP	GS	Min	Avg	FG	FGA	Pct	3FG	FGA	Pct	FT	FTA	Pct	Off	Def	Tot	Avg	PF	FO	A	TO	Blk	Stl	Pts	Avg
2005-06	21	0	187	8.9	16	52	.308	0	3	.000	6	11	.545	10	13	23	1.1	6	0	14	11	0	8	38	1.8
2006-07	31	2	557	18	82	203	.404	9	34	.265	16	25	.640	28	44	72	2.3	23	0	37	23	1	22	189	6.1
2007-08	28	26	804	28.7	111	309	.359	20	61	.328	49	60	.817	48	67	115	4.1	34	0	42	51	1	19	291	10.4
2008-09	19	19	632	33.3	93	236	.394	31	85	.365	37	58	.638	26	32	58	3.1	22	0	27	37	0	14	254	13.4
<b>Career</b>	<b>99</b>	<b>47</b>	<b>2180</b>	<b>22.0</b>	<b>302</b>	<b>800</b>	<b>.378</b>	<b>60</b>	<b>183</b>	<b>.328</b>	<b>108</b>	<b>154</b>	<b>.701</b>	<b>112</b>	<b>156</b>	<b>268</b>	<b>2.7</b>	<b>85</b>	<b>0</b>	<b>120</b>	<b>122</b>	<b>2</b>	<b>63</b>	<b>772</b>	<b>7.8</b>

08

Dixon, Medina	GP	GS	Min	Avg	FG	FGA	Pct	3FG	FGA	Pct	FT	FTA	Pct	Off	Def	Tot	Avg	PF	FO	A	TO	Blk	Stl	Pts	Avg
1981-82	15	15	473	31.5	105	235	.447				33	54	.611			124	8.3	56	5	21	44	0	28	243	16.2
<b>Career</b>	<b>15</b>	<b>15</b>	<b>473</b>	<b>31.5</b>	<b>105</b>	<b>235</b>	<b>.447</b>				<b>33</b>	<b>54</b>	<b>.611</b>			<b>124</b>	<b>8.3</b>	<b>56</b>	<b>5</b>	<b>21</b>	<b>44</b>	<b>0</b>	<b>28</b>	<b>243</b>	<b>16.2</b>

07

DuBose, Charlene	GP	GS	Min	Avg	FG	FGA	Pct	3FG	FGA	Pct	FT	FTA	Pct	Off	Def	Tot	Avg	PF	FO	A	TO	Blk	Stl	Pts	Avg
1974-75	28				224	469	.478				35	49	.714			117	4.2	75						483	17.3
1975-76	22				142	331	.429				39	50	.780			83	3.8							323	14.7
<b>Career</b>	<b>50</b>				<b>366</b>	<b>800</b>	<b>.458</b>				<b>74</b>	<b>99</b>	<b>.747</b>			<b>200</b>	<b>4.0</b>	<b>75</b>						<b>806</b>	<b>16.1</b>

06

Dufficy, Pat	GP	GS	Min	Avg	FG	FGA	Pct	3FG	FGA	Pct	FT	FTA	Pct	Off	Def	Tot	Avg	PF	FO	A	TO	Blk	Stl	Pts	Avg
1979-80	24				28	72	.389				16	25	.640			51	2.1	21	0	12	14	1	9	72	3.0
1980-81	30	0	375	12.5	48	111	.432				25	41	.610			81	2.7	34	0	20	20	7	15	122	4.0
1981-82	6	0	13	2.1	5	24	.208				14	23	.609			14	2.3	7	0	1	4	2	7	24	4.0
<b>Career</b>	<b>60</b>	<b>0</b>	<b>388</b>	<b>6.5</b>	<b>81</b>	<b>207</b>	<b>.391</b>				<b>55</b>	<b>89</b>	<b>.618</b>			<b>146</b>	<b>2.4</b>	<b>62</b>	<b>0</b>	<b>33</b>	<b>38</b>	<b>10</b>	<b>31</b>	<b>218</b>	<b>3.6</b>

05

Duncan, Dixie	GP	GS	Min	Avg	FG	FGA	Pct	3FG	FGA	Pct	FT	FTA	Pct	Off	Def	Tot	Avg	PF	FO	A	TO	Blk	Stl	Pts	Avg	
1976-77	22				9	22	.409				5	14	.357			25	1.1	20	0	10			0	8	23	1.0
<b>Career</b>	<b>22</b>				<b>9</b>	<b>22</b>	<b>.409</b>				<b>5</b>	<b>14</b>	<b>.357</b>			<b>25</b>	<b>1.1</b>	<b>20</b>	<b>0</b>	<b>10</b>			<b>0</b>	<b>8</b>	<b>23</b>	<b>1.0</b>

04

Fabbri, Lea	GP	GS	Min	Avg	FG	FGA	Pct	3FG	FGA	Pct	FT	FTA	Pct	Off	Def	Tot	Avg	PF	FO	A	TO	Blk	Stl	Pts	Avg
2003-04	24	0	216	9	14	42	.333	4	15	.267	20	30	.667	3	21	24	1.0	24	0	21	28	0	3	52	2.2
2004-05	24	18	605	25.2	41	119	.345	21	71	.296	17	23	.739	7	35	42	1.8	54	1	72	93	0	27	120	5.0
2005-06	29	24	571	19.7	48	129	.372	28	84	.333	34	42	.810	4	37	41	1.4	59	1	82	74	0	27	158	5.4
2006-07	28	11	409	14.6	22	100	.220	18	76	.237	11	13	.846	2	31	33	1.2	42	1	71	54	1	20	73	2.6
<b>Career</b>	<b>105</b>	<b>53</b>	<b>1801</b>	<b>17.1</b>	<b>125</b>	<b>390</b>	<b>.321</b>	<b>71</b>	<b>246</b>	<b>.289</b>	<b>82</b>	<b>108</b>	<b>.759</b>	<b>16</b>	<b>124</b>	<b>140</b>	<b>1.3</b>	<b>179</b>	<b>3</b>	<b>246</b>	<b>249</b>	<b>1</b>	<b>77</b>	<b>403</b>	<b>3.8</b>

03

Falohun, Lauren	GP	GS	Min	Avg	FG	FGA	Pct	3FG	FGA	Pct	FT	FTA	Pct	Off	Def	Tot	Avg	PF	FO	A	TO	Blk	Stl	Pts	Avg
2007-08	14	0	89	6.4	0	7	.000	0	0	—	1	2	.500	4	9	13	0.9	13	0	4	17	1	2	1	0.1
2008-09	26	9	529	20.3	35	98	.357	2	10	.200	22	25	.880	7	34	41	1.6	43	0	37	71	2	16	94	3.6
2009-10	23	1	190	8.3	7	16	.438	0	1	.000	4	9	.444	10	12	22	1.0	24	0	12	19	0	9	18	0.8
<b>Career</b>	<b>63</b>	<b>10</b>	<b>808</b>	<b>12.8</b>	<b>42</b>	<b>121</b>	<b>.347</b>	<b>2</b>	<b>11</b>	<b>.182</b>	<b>27</b>	<b>36</b>	<b>.750</b>	<b>21</b>	<b>55</b>	<b>76</b>	<b>1.2</b>	<b>80</b>	<b>0</b>	<b>53</b>	<b>107</b>	<b>3</b>	<b>27</b>	<b>113</b>	<b>1.8</b>

02

Foster, Sheila	GP	GS	Min	Avg	FG	FGA	Pct	3FG	FGA	Pct	FT	FTA	Pct	Off	Def	Tot	Avg	PF	FO	A	TO	Blk	Stl	Pts	Avg
1978-79	37				216	432	.500				84	128	.656			329	8.9							516	13.9
1979-80	36				245	452	.542				99	140	.707			379	10.5	72	1	51	93	10	88		



# THE TIME IS NOW LETTERWINNER STATISTICS

Funderburk, Natalie	GP	GS	Min	Avg	FG	FGA	Pct	3FG	FGA	Pct	FT	FTA	Pct	Off	Def	Tot	Avg	PF	FO	A	TO	Blk	Stl	Pts	Avg
1992-93	19	0	200	10.5	7	24	.292	1	2	.500	13	23	.565	4	12	16	0.8	17	0	28	21	1	9	28	1.5
1993-94	27	26	680	25.2	33	97	.340	13	41	.317	35	66	.530	10	65	75	2.8	53	0	96	76	1	34	114	4.2
1994-95	27	27	912	33.8	39	148	.264	11	60	.183	53	77	.688	10	91	101	3.7	66	2	126	87	1	50	142	5.3
1995-96	28	28	898	32.1	39	152	.257	24	90	.267	28	51	.549	5	84	89	3.2	48	0	127	76	1	47	130	4.6
<b>Career</b>	<b>101</b>	<b>81</b>	<b>2690</b>	<b>26.6</b>	<b>118</b>	<b>421</b>	<b>.280</b>	<b>49</b>	<b>193</b>	<b>.254</b>	<b>129</b>	<b>217</b>	<b>.594</b>	<b>29</b>	<b>252</b>	<b>281</b>	<b>2.8</b>	<b>184</b>	<b>2</b>	<b>377</b>	<b>260</b>	<b>4</b>	<b>140</b>	<b>414</b>	<b>4.1</b>

Gardner, Ann	GP	GS	Min	Avg	FG	FGA	Pct	3FG	FGA	Pct	FT	FTA	Pct	Off	Def	Tot	Avg	PF	FO	A	TO	Blk	Stl	Pts	Avg
1987-88	12	0	56	4.7	8	27	.296	0	0	—	4	10	.400	12	6	18	1.5	6	0	0	8	0	2	20	1.7
1988-89	17	0	114	6.7	11	29	.379	0	0	—	7	8	.875	9	12	21	1.2	9	0	3	2	1	2	29	1.7
1989-90	18	0	168	9.3	9	39	.231	0	0	—	4	8	.500	9	22	31	1.7	12	0	13	13	1	4	22	1.2
1990-91	30	7	522	17.4	49	118	.415	26	71	.366	7	13	.538	28	70	98	3.3	29	0	26	26	1	16	131	4.4
<b>Career</b>	<b>77</b>	<b>7</b>	<b>860</b>	<b>11.2</b>	<b>77</b>	<b>213</b>	<b>.362</b>	<b>26</b>	<b>71</b>	<b>.366</b>	<b>22</b>	<b>39</b>	<b>.564</b>	<b>58</b>	<b>110</b>	<b>168</b>	<b>2.2</b>	<b>56</b>	<b>0</b>	<b>42</b>	<b>49</b>	<b>3</b>	<b>24</b>	<b>202</b>	<b>2.6</b>

Geter, Teresa	GP	GS	Min	Avg	FG	FGA	Pct	3FG	FGA	Pct	FT	FTA	Pct	Off	Def	Tot	Avg	PF	FO	A	TO	Blk	Stl	Pts	Avg
2000-01	27	25	800	29.6	113	190	.595	12	25	.480	74	99	.747	52	124	176	6.5	69	2	55	72	58	54	312	11.6
2001-02	28	23	720	25.7	94	195	.482	0	6	.000	69	85	.812	62	115	177	6.3	68	2	46	48	41	44	257	9.2
<b>Career</b>	<b>55</b>	<b>48</b>	<b>1520</b>	<b>27.6</b>	<b>207</b>	<b>385</b>	<b>.538</b>	<b>12</b>	<b>31</b>	<b>.387</b>	<b>143</b>	<b>184</b>	<b>.777</b>	<b>114</b>	<b>239</b>	<b>353</b>	<b>6.4</b>	<b>137</b>	<b>4</b>	<b>101</b>	<b>120</b>	<b>99</b>	<b>98</b>	<b>569</b>	<b>10.3</b>

Gilbert, Joyce	GP	GS	Min	Avg	FG	FGA	Pct	3FG	FGA	Pct	FT	FTA	Pct	Off	Def	Tot	Avg	PF	FO	A	TO	Blk	Stl	Pts	Avg
1976-77	26				123	333	.369				66	75	.880			160	6.2	85	4	65		6	33	312	12.0
1977-78	33	19			54	157	.344				28	48	.583			52	1.6	65	1	75	87	7	38	136	4.1
<b>Career</b>	<b>59</b>	<b>19</b>			<b>177</b>	<b>490</b>	<b>.361</b>				<b>94</b>	<b>123</b>	<b>.764</b>			<b>212</b>	<b>3.6</b>	<b>150</b>	<b>5</b>	<b>140</b>	<b>87</b>	<b>13</b>	<b>71</b>	<b>448</b>	<b>7.6</b>

Gill, Ellen	GP	GS	Min	Avg	FG	FGA	Pct	3FG	FGA	Pct	FT	FTA	Pct	Off	Def	Tot	Avg	PF	FO	A	TO	Blk	Stl	Pts	Avg
1994-95	5	0	10	2	0	1	.000	0	0	—	0	1	.000	1	1	2	0.4	0	0	0	2	0	1	0	0.0
<b>Career</b>	<b>5</b>	<b>0</b>	<b>10</b>	<b>2</b>	<b>0</b>	<b>1</b>	<b>.000</b>	<b>0</b>	<b>0</b>	<b>—</b>	<b>0</b>	<b>1</b>	<b>.000</b>	<b>1</b>	<b>1</b>	<b>2</b>	<b>0.4</b>	<b>0</b>	<b>0</b>	<b>0</b>	<b>2</b>	<b>0</b>	<b>1</b>	<b>0</b>	<b>0.0</b>

Gilmore, Sharon	GP	GS	Min	Avg	FG	FGA	Pct	3FG	FGA	Pct	FT	FTA	Pct	Off	Def	Tot	Avg	PF	FO	A	TO	Blk	Stl	Pts	Avg
1982-83	28	28	876	31.3	184	317	.580				57	91	.626			232	8.3	103	7	13	88	29	31	425	15.2
1983-84	30	28	807	26.9	154	338	.456				92	133	.692			215	7.2	92	2	26	68	34	32	400	13.3
1984-85	22	19	583	26.5	119	215	.553				38	66	.576			169	7.7	78	3	13	59	18	37	258	11.7
1985-86	30	30	945	31.5	189	368	.514				50	94	.532			266	8.9	102	6	11	62	20	41	428	14.3
<b>Career</b>	<b>110</b>	<b>105</b>	<b>3211</b>	<b>29.2</b>	<b>646</b>	<b>1238</b>	<b>.522</b>				<b>237</b>	<b>384</b>	<b>.617</b>			<b>882</b>	<b>8.0</b>	<b>375</b>	<b>18</b>	<b>63</b>	<b>277</b>	<b>101</b>	<b>141</b>	<b>1511</b>	<b>13.7</b>

Glass, Laura	GP	GS	Min	Avg	FG	FGA	Pct	3FG	FGA	Pct	FT	FTA	Pct	Off	Def	Tot	Avg	PF	FO	A	TO	Blk	Stl	Pts	Avg
1984-85	17	0	83	4.9	8	19	.421				10	18	.556			25	1.5	18	0	2	10	0	1	26	1.5
1985-86	24	3	228	9.5	25	52	.481				9	18	.500			56	2.3	36	0	4	13	5	6	59	2.5
1987-88	32	3	317	9.9	32	74	.432	0	0	—	9	17	.529	25	44	69	2.2	31	0	6	23	3	5	73	2.3
<b>Career</b>	<b>73</b>	<b>6</b>	<b>628</b>	<b>8.6</b>	<b>65</b>	<b>145</b>	<b>.448</b>	<b>0</b>	<b>0</b>	<b>—</b>	<b>28</b>	<b>53</b>	<b>.528</b>	<b>25</b>	<b>44</b>	<b>150</b>	<b>2.1</b>	<b>85</b>	<b>0</b>	<b>12</b>	<b>46</b>	<b>8</b>	<b>12</b>	<b>158</b>	<b>2.2</b>

Glass, Peggy	GP	GS	Min	Avg	FG	FGA	Pct	3FG	FGA	Pct	FT	FTA	Pct	Off	Def	Tot	Avg	PF	FO	A	TO	Blk	Stl	Pts	Avg
1984-85	8	0	34	4.3	1	6	.167				0	0	.000			8	1.0	11	0	0	4	1	1	2	0.3
1985-86	26	5	281	10.8	20	64	.313				13	19	.684			52	2.0	51	2	6	21	6	4	53	2.0
1986-87	30	14	510	17	39	105	.371				28	46	.609			112	3.7	69	2	8	52	7	12	106	3.5
1987-88	31	16	366	11.8	34	81	.420	0	0	—	17	36	.472	39	45	84	2.7	60	2	14	25	3	5	85	2.7
<b>Career</b>	<b>95</b>	<b>35</b>	<b>1191</b>	<b>12.5</b>	<b>94</b>	<b>256</b>	<b>.367</b>	<b>0</b>	<b>0</b>	<b>—</b>	<b>58</b>	<b>101</b>	<b>.574</b>	<b>39</b>	<b>45</b>	<b>256</b>	<b>2.7</b>	<b>191</b>	<b>6</b>	<b>28</b>	<b>102</b>	<b>17</b>	<b>22</b>	<b>246</b>	<b>2.6</b>

Godfrey, Heather	GP	GS	Min	Avg	FG	FGA	Pct	3FG	FGA	Pct	FT	FTA	Pct	Off	Def	Tot	Avg	PF	FO	A	TO	Blk	Stl	Pts	Avg
1994-95	27	0	436	16.1	46	122	.377	43	106	.406	0	1	.000	18	24	42	1.6	28	0	21	28	0	4	135	5.0
1995-96	28	1	348	12.4	53	140	.379	43	121	.355	2	2	1.000	9	29	38	1.4	7	0	14	29	2	7	151	5.4
1996-97	27	2	384	14.2	43	147	.293	33	131	.252	1	4	.250	21	28	49	1.8	10	0	35	47	2	11	120	4.4
1997-98	26	0	426	16.4	43	132	.326	40	122	.328	4	9	.444	12	34	46	1.8	26	0	29	39	0	5	130	5.0
<b>Career</b>	<b>108</b>	<b>3</b>	<b>1594</b>	<b>14.8</b>	<b>185</b>	<b>541</b>	<b>.342</b>	<b>159</b>	<b>480</b>	<b>.331</b>	<b>7</b>	<b>16</b>	<b>.438</b>	<b>60</b>	<b>115</b>	<b>175</b>	<b>1.6</b>	<b>71</b>	<b>0</b>	<b>99</b>	<b>143</b>	<b>4</b>	<b>27</b>	<b>536</b>	<b>5.0</b>

Gortman, Shaun	GP	GS	Min	Avg	FG	FGA	Pct	3FG	FGA	Pct	FT	FTA	Pct	Off	Def	Tot	Avg	PF	FO	A	TO	Blk	Stl	Pts	Avg
1998-99	27	25	745	27.6	118	314	.376	12	56	0.214	53	90	.589	57	80	137	5.1	88	6	61	104	4	47	301	11.1
1999-2000	20	20	578	28.9	116	248	.468	13	34	.382	51	85	.600	25	87	112	5.6	63	2	84	108	18	51	296	14.8
2000-01	27	26	843	31.2	112	293	.382	34	105	.324	40	57	.702	32	106	138	5.1	73	2	80	98	10	52	298	11.0
2001-02	31	29	982	31.7	176	414	.425	52	143	.364	68	102	.667	56	133	189	6.1	73	2	93					

# LETTERWINNER STATISTICS THE TIME IS NOW

12	<b>Gullett, Erica</b>	GP	GS	Min	Avg	FG	FGA	Pct	3FG	FGA	Pct	FT	FTA	Pct	Off	Def	Tot	Avg	PF	FO	A	TO	Blk	Stl	Pts	Avg
	1992-93	26	8	365	14	28	74	.378	0	0	.000	26	48	.542	36	54	90	3.5	33	0	5	20	5	11	82	3.2
	1993-94	4	0	74	18.5	9	21	.429	0	0	.000	4	7	.571	8	14	22	5.5	6	0	1	5	2	1	22	5.5
	<b>Career</b>	<b>30</b>	<b>8</b>	<b>439</b>	<b>14.6</b>	<b>37</b>	<b>95</b>	<b>.389</b>	<b>0</b>	<b>0</b>	<b>.000</b>	<b>30</b>	<b>55</b>	<b>.545</b>	<b>44</b>	<b>68</b>	<b>112</b>	<b>3.7</b>	<b>39</b>	<b>0</b>	<b>6</b>	<b>25</b>	<b>7</b>	<b>12</b>	<b>104</b>	<b>3.5</b>
11	<b>Hadwin, Sara</b>	GP	GS	Min	Avg	FG	FGA	Pct	3FG	FGA	Pct	FT	FTA	Pct	Off	Def	Tot	Avg	PF	FO	A	TO	Blk	Stl	Pts	Avg
	1996-97	15	0	67	4.5	8	16	.500	1	2	.500	2	4	.500	1	5	6	0.4	5	0	10	13	0	5	19	1.3
	1997-98	7	0	21	3.0	4	5	.800	2	2	1.000	0	1	.000	2	3	5	0.7	4	0	2	3	0	1	10	1.4
	<b>Career</b>	<b>22</b>	<b>0</b>	<b>88</b>	<b>4.0</b>	<b>12</b>	<b>21</b>	<b>.571</b>	<b>3</b>	<b>4</b>	<b>.750</b>	<b>2</b>	<b>5</b>	<b>.400</b>	<b>3</b>	<b>8</b>	<b>11</b>	<b>0.5</b>	<b>9</b>	<b>0</b>	<b>12</b>	<b>16</b>	<b>0</b>	<b>6</b>	<b>29</b>	<b>1.3</b>
10	<b>Harris, Shannel</b>	GP	GS	Min	Avg	FG	FGA	Pct	3FG	FGA	Pct	FT	FTA	Pct	Off	Def	Tot	Avg	PF	FO	A	TO	Blk	Stl	Pts	Avg
	2003-04	17	0	78	4.6	5	14	.357	1	5	.200	5	9	.556	7	9	16	0.9	9	0	3	4	3	2	16	0.9
	2004-05	28	11	355	12.7	15	57	.263	8	33	.242	3	5	.600	24	29	53	1.9	29	0	22	40	7	16	41	1.5
	2005-06	29	25	549	18.9	44	105	.419	3	20	.150	7	10	.700	32	40	72	2.5	48	1	33	25	9	27	98	3.4
	2006-07	31	20	533	17.2	33	93	.355	10	28	.357	12	21	.571	36	38	74	2.4	38	0	26	30	22	39	88	2.8
	<b>Career</b>	<b>105</b>	<b>56</b>	<b>1515</b>	<b>14.4</b>	<b>97</b>	<b>269</b>	<b>.361</b>	<b>22</b>	<b>86</b>	<b>.256</b>	<b>27</b>	<b>45</b>	<b>.600</b>	<b>99</b>	<b>116</b>	<b>215</b>	<b>2.0</b>	<b>124</b>	<b>1</b>	<b>84</b>	<b>99</b>	<b>41</b>	<b>84</b>	<b>243</b>	<b>2.3</b>
09	<b>Harvey, Tammy</b>	GP	GS	Min	Avg	FG	FGA	Pct	3FG	FGA	Pct	FT	FTA	Pct	Off	Def	Tot	Avg	PF	FO	A	TO	Blk	Stl	Pts	Avg
	1983-84	16	0	91	5.7	5	17	.294				5	7	.714			16	1.0	15	0	4	8	1	4	15	0.9
	1984-85	6	0	20	3.3	4	9	.444				2	4	.500			15	2.5	3	0	2	6	2	1	10	1.7
	1985-86	29	17	641	22.1	51	108	.472				39	71	.549			162	5.6	70	1	31	35	5	30	141	4.9
	1986-87	30	25	711	23.7	69	146	.473				24	61	.393			172	5.7	82	2	34	63	6	18	162	5.4
	<b>Career</b>	<b>81</b>	<b>42</b>	<b>1463</b>	<b>18.0</b>	<b>129</b>	<b>280</b>	<b>.461</b>				<b>70</b>	<b>143</b>	<b>.490</b>			<b>365</b>	<b>4.5</b>	<b>170</b>	<b>3</b>	<b>71</b>	<b>112</b>	<b>14</b>	<b>53</b>	<b>328</b>	<b>4.0</b>
08	<b>Hawkins, Beverly</b>	GP	GS	Min	Avg	FG	FGA	Pct	3FG	FGA	Pct	FT	FTA	Pct	Off	Def	Tot	Avg	PF	FO	A	TO	Blk	Stl	Pts	Avg
	1987-88	34	10	534	15.7	53	122	.434	0	1	.000	13	21	.619	38	62	100	2.9	46	0	27	52	6	21	119	3.5
	1988-89	29	0	478	16.5	48	109	.440	0	0	—	26	38	.684	32	44	76	2.6	35	1	25	30	14	23	122	4.2
	1989-90	13	0	91	7.0	5	24	.208	0	0	—	4	9	.444	8	15	23	1.8	6	0	6	19	0	2	14	1.1
	1990-91	11	1	60	5.5	9	15	.600	0	0	—	5	11	.455	12	9	21	1.9	5	0	0	5	2	3	23	2.1
	<b>Career</b>	<b>87</b>	<b>11</b>	<b>1163</b>	<b>13.4</b>	<b>115</b>	<b>270</b>	<b>.426</b>	<b>0</b>	<b>1</b>	<b>.000</b>	<b>48</b>	<b>79</b>	<b>.608</b>	<b>90</b>	<b>130</b>	<b>220</b>	<b>2.5</b>	<b>92</b>	<b>1</b>	<b>58</b>	<b>106</b>	<b>22</b>	<b>49</b>	<b>278</b>	<b>3.2</b>
07	<b>Hickey, Trese</b>	GP	GS	Min	Avg	FG	FGA	Pct	3FG	FGA	Pct	FT	FTA	Pct	Off	Def	Tot	Avg	PF	FO	A	TO	Blk	Stl	Pts	Avg
	1995-96	27	25	580	21.5	81	187	.433	0	0	—	18	45	.400	72	105	177	6.6	84	1	11	41	7	31	180	6.7
<b>Career</b>	<b>27</b>	<b>25</b>	<b>580</b>	<b>21.5</b>	<b>81</b>	<b>187</b>	<b>.433</b>	<b>0</b>	<b>0</b>	<b>—</b>	<b>18</b>	<b>45</b>	<b>.400</b>	<b>72</b>	<b>105</b>	<b>177</b>	<b>6.6</b>	<b>84</b>	<b>1</b>	<b>11</b>	<b>41</b>	<b>7</b>	<b>31</b>	<b>180</b>	<b>6.7</b>	
06	<b>Hill, Crishna</b>	GP	GS	Min	Avg	FG	FGA	Pct	3FG	FGA	Pct	FT	FTA	Pct	Off	Def	Tot	Avg	PF	FO	A	TO	Blk	Stl	Pts	Avg
	1998-99	27	3	516	19.1	37	117	.316	10	52	.192	12	21	.571	27	40	67	2.5	58	1	36	43	3	28	96	3.6
	1999-2000	28	6	473	16.9	31	108	.287	13	55	.236	12	20	.600	22	22	44	1.6	50	0	29	35	0	12	87	3.1
	2000-01	4	1	25	6.3	1	5	.200	0	2	.000	0	0	.000	0	0	0	0.0	4	0	0	2	0	0	2	0.5
	2001-02	21	2	145	6.9	11	30	.367	3	13	.231	4	6	.667	11	7	18	0.9	13	0	12	7	1	7	29	1.4
	<b>Career</b>	<b>80</b>	<b>12</b>	<b>1159</b>	<b>14.5</b>	<b>80</b>	<b>260</b>	<b>.308</b>	<b>26</b>	<b>122</b>	<b>0.213</b>	<b>28</b>	<b>47</b>	<b>.596</b>	<b>60</b>	<b>69</b>	<b>129</b>	<b>1.6</b>	<b>125</b>	<b>1</b>	<b>77</b>	<b>87</b>	<b>4</b>	<b>47</b>	<b>214</b>	<b>2.7</b>
05	<b>Hoglund, Linda</b>	GP	GS	Min	Avg	FG	FGA	Pct	3FG	FGA	Pct	FT	FTA	Pct	Off	Def	Tot	Avg	PF	FO	A	TO	Blk	Stl	Pts	Avg
	1999-2000	19	0	128	6.7	10	37	.270	6	22	.273	0	3	.000	6	8	14	0.7	17	0	6	9	2	7	26	1.4
	2000-01	16	0	79	4.9	9	21	.429	2	7	.286	5	6	.833	5	5	10	0.6	9	0	5	6	1	4	25	1.6
	2001-02	12	0	47	3.9	5	17	.294	2	8	.250	2	4	.500	2	6	8	0.7	6	0	3	7	0	4	14	1.2
	2002-03	3	0	16	5.3	2	4	.500	1	3	.333	0	0	.000	0	1	1	0.3	0	0	0	1	0	1	5	1.7
<b>Career</b>	<b>50</b>	<b>0</b>	<b>270</b>	<b>5.4</b>	<b>26</b>	<b>79</b>	<b>.329</b>	<b>11</b>	<b>40</b>	<b>.275</b>	<b>7</b>	<b>13</b>	<b>.538</b>	<b>13</b>	<b>20</b>	<b>33</b>	<b>0.7</b>	<b>32</b>	<b>0</b>	<b>14</b>	<b>23</b>	<b>3</b>	<b>16</b>	<b>70</b>	<b>1.4</b>	
04	<b>Holland, Liz</b>	GP	GS	Min	Avg	FG	FGA	Pct	3FG	FGA	Pct	FT	FTA	Pct	Off	Def	Tot	Avg	PF	FO	A	TO	Blk	Stl	Pts	Avg
	1981-82	6	0	3	0.5	2	5	.400				2	2	1.000			1	0.2	2	0	0	1	0	1	6	1.0
<b>Career</b>	<b>6</b>	<b>0</b>	<b>3</b>	<b>0.5</b>	<b>2</b>	<b>5</b>	<b>.400</b>				<b>2</b>	<b>2</b>	<b>1.000</b>			<b>1</b>	<b>0.2</b>	<b>2</b>	<b>0</b>	<b>0</b>	<b>1</b>	<b>0</b>	<b>1</b>	<b>6</b>	<b>1.0</b>	
03	<b>Holosy, Viktoria</b>	GP	GS	Min	Avg	FG	FGA	Pct	3FG	FGA	Pct	FT	FTA	Pct	Off	Def	Tot	Avg	PF	FO	A	TO	Blk	Stl	Pts	Avg
	1999-2000	1	0	8	8.0	0	2	.000	0	0	—	0	0	—	0	0	0	0.0	1	0	1	0	0	0	0	0.0
	2000-01	3	1	5	1.7	1	2	.500	0	0	—	0	0	—	0	0	0	0.0	1	0	0	1	0	0	2	0.7
<b>Career</b>	<b>4</b>	<b>1</b>	<b>13</b>	<b>3.25</b>	<b>1</b>	<b>4</b>	<b>.250</b>	<b>0</b>	<b>0</b>	<b>—</b>	<b>0</b>	<b>0</b>	<b>—</b>	<b>0</b>	<b>0</b>	<b>0</b>	<b>0.0</b>	<b>2</b>	<b>0</b>	<b>1</b>	<b>1</b>	<b>0</b>	<b>0</b>	<b>2</b>	<b>0.5</b>	
02	<b>Howard, Natalie</b>	GP	GS	Min	Avg	FG	FGA	Pct	3FG	FGA	Pct	FT	FTA	Pct	Off	Def	Tot	Avg	PF	FO	A	TO	Blk	Stl	Pts	Avg
	1986-87	12	0	76	6.3	7	24	.292				5	8	.625			4	0.3	6	0	2	10	0	2	19	1.6
	1987-88	5	0	32	6.4	7	14	.500	0	0	—	1	2	.500	3	4	7	1.4	2	0	1	4	0	2	15	3.0
<b>Career</b>	<b>17</b>	<b>0</b>	<b>108</b>	<b>6.4</b>	<b>14</b>	<b>38</b>	<b>.368</b>	<b>0</b>	<b>0</b>	<b>—</b>	<b>6</b>	<b>10</b>	<b>.600</b>	<b>3</b>	<b>4</b>	<b>11</b>	<b>0.6</b>	<b>8</b>	<b>0</b>	<b>3</b>	<b>14</b>	<b>0</b>	<b>4</b>	<b>34</b>	<b>2.0</b>	
01	<b>Hunt, Beth</b>	GP	GS	Min	Avg	FG	FGA	Pct	3FG	FGA	Pct	FT	FTA	Pct	Off	Def	Tot	Avg	PF	FO	A	TO	Blk	Stl	Pts	Avg
	1988-89	30	30	915	30.5	242	420	.576	1	1	1.000	107	141	.759	107	169	276	9.2	78	2	42	99	20	52	592	19.7
	1989-90	33	33	1054	31.9	316	547	.578	1	8	.125	115	171	.673	107	230	337	10.2	73	1	55	95	21	52	748	22.7
	<b>Career</b>	<b>63</b>	<b>63</b>	<b>1969</b>	<b>31.3</b>	<b>558</b>	<b>967</b>	<b>.577</b>	<b>2</b>	<b>9</b>	<b>.222</b>	<b>222</b>	<b>312</b>	<b>.712</b>	<b>214</b>	<b>399</b>	<b>613</b>	<b>9.7</b>	<b>151</b>	<b>3</b>	<b>97</b>	<b>194</b>	<b>41</b>	<b>104</b>	<b>1340</b>	<b>21.3</b>
00	<b>Hunter, Angela</b>	GP	GS	Min	Avg	FG	FGA	Pct	3FG	FGA	Pct	FT	FTA	Pct	Off	Def	Tot	Avg	PF	FO	A	TO	Blk	Stl	Pts	Avg
	2004-05	29	8	478	16.5	51	166	.307	33	122	.270	26	35	.743	11	39	50	1.7	32	0	40	54	0	12	161	5.6
	2005-06																									

# THE TIME IS NOW LETTERWINNER STATISTICS

Jacobs, Cynthia	GP	GS	Min	Avg	FG	FGA	Pct	3FG	FGA	Pct	FT	FTA	Pct	Off	Def	Tot	Avg	PF	FO	A	TO	Blk	Stl	Pts	Avg
1978-79	29				148	290	.510				60	102	.588			245	8.5			68	110	18	47	356	12.3
1979-80	36				127	258	.492				57	108	.528			270	7.5	91	2	68	110	18	47	311	8.6
<b>Career</b>	<b>65</b>				<b>275</b>	<b>548</b>	<b>.502</b>				<b>117</b>	<b>210</b>	<b>.557</b>			<b>515</b>	<b>7.9</b>	<b>91</b>	<b>2</b>	<b>68</b>	<b>110</b>	<b>18</b>	<b>47</b>	<b>667</b>	<b>10.3</b>

12

James, Betsy	GP	GS	Min	Avg	FG	FGA	Pct	3FG	FGA	Pct	FT	FTA	Pct	Off	Def	Tot	Avg	PF	FO	A	TO	Blk	Stl	Pts	Avg
1976-77	10				0	5	.000				1	3	.333			4	0.4	1	0	0	0	0	2	1	0.1
<b>Career</b>	<b>10</b>				<b>0</b>	<b>5</b>	<b>.000</b>				<b>1</b>	<b>3</b>	<b>.333</b>			<b>4</b>	<b>0.4</b>	<b>1</b>	<b>0</b>	<b>0</b>	<b>0</b>	<b>2</b>	<b>1</b>	<b>0.1</b>	

11

Jeffcoat, Shanta	GP	GS	Min	Avg	FG	FGA	Pct	3FG	FGA	Pct	FT	FTA	Pct	Off	Def	Tot	Avg	PF	FO	A	TO	Blk	Stl	Pts	Avg
1996-97	27	0	461	17.1	42	126	.333	6	26	.231	43	61	.705	21	45	66	2.4	41	0	39	70	4	25	133	4.9
1997-98	24	0	184	7.7	21	55	.382	4	18	.222	10	17	.588	6	17	23	1.0	21	0	19	21	1	5	56	2.3
1998-99	24	0	238	9.9	19	51	.373	2	16	.125	17	20	.850	17	14	31	1.3	22	0	23	21	3	16	57	2.4
1999-2000	28	18	553	19.8	26	81	.321	8	31	.258	24	34	.706	28	17	45	1.6	42	0	44	54	3	16	84	3.0
<b>Career</b>	<b>103</b>	<b>18</b>	<b>1436</b>	<b>13.9</b>	<b>108</b>	<b>313</b>	<b>.345</b>	<b>20</b>	<b>91</b>	<b>.220</b>	<b>94</b>	<b>132</b>	<b>.712</b>	<b>72</b>	<b>93</b>	<b>165</b>	<b>1.6</b>	<b>126</b>	<b>0</b>	<b>125</b>	<b>166</b>	<b>11</b>	<b>62</b>	<b>330</b>	<b>3.2</b>

10

Johnson, Evelyn	GP	GS	Min	Avg	FG	FGA	Pct	3FG	FGA	Pct	FT	FTA	Pct	Off	Def	Tot	Avg	PF	FO	A	TO	Blk	Stl	Pts	Avg
1979-80	36				199	402	.495				69	109	.633			187	5.2	95	3	62	83	9	58	467	13.0
1980-81	30	30	912	30.4	200	418	.480				93	125	.744			178	5.9	94	6	76	102	13	49	493	16.7
1981-82	31	31	887	28.6	187	378	.495				50	71	.704			157	5.1	81	1	83	93	20	67	424	13.7
1982-83	16	11	259	16.2	88	192	.458				60	90	.667			106	6.6	56	4	22	41	7	17	236	14.8
<b>Career</b>	<b>113</b>	<b>72</b>	<b>2058</b>	<b>18.2</b>	<b>674</b>	<b>1390</b>	<b>.485</b>				<b>272</b>	<b>395</b>	<b>.689</b>			<b>628</b>	<b>5.6</b>	<b>326</b>	<b>14</b>	<b>243</b>	<b>319</b>	<b>49</b>	<b>191</b>	<b>1620</b>	<b>14.3</b>

09

Johnson, Koretha	GP	GS	Min	Avg	FG	FGA	Pct	3FG	FGA	Pct	FT	FTA	Pct	Off	Def	Tot	Avg	PF	FO	A	TO	Blk	Stl	Pts	Avg
2002-03	31	31	820	26.5	55	164	.335	17	63	.270	39	63	.619	69	99	168	5.4	75	3	39	66	5	33	166	5.4
<b>Career</b>	<b>31</b>	<b>31</b>	<b>820</b>	<b>26.5</b>	<b>55</b>	<b>164</b>	<b>.335</b>	<b>17</b>	<b>63</b>	<b>.270</b>	<b>39</b>	<b>63</b>	<b>.619</b>	<b>69</b>	<b>99</b>	<b>168</b>	<b>5.4</b>	<b>75</b>	<b>3</b>	<b>39</b>	<b>66</b>	<b>5</b>	<b>33</b>	<b>166</b>	<b>5.4</b>

08

Johnson, Melanie	GP	GS	Min	Avg	FG	FGA	Pct	3FG	FGA	Pct	FT	FTA	Pct	Off	Def	Tot	Avg	PF	FO	A	TO	Blk	Stl	Pts	Avg
2004-05	28	9	543	19.4	86	182	.473	0	2	.000	32	75	.427	75	114	189	6.8	67	2	34	75	54	62	204	7.3
2005-06	29	12	596	20.6	127	241	.527	0	3	.000	64	92	.696	69	123	192	6.6	69	3	43	79	29	67	318	11.0
2006-07	32	17	562	17.6	110	259	.425	5	23	0.217	53	80	.663	93	83	176	5.5	70	1	42	73	16	63	278	8.7
<b>Career</b>	<b>89</b>	<b>38</b>	<b>1701</b>	<b>19.1</b>	<b>323</b>	<b>682</b>	<b>.474</b>	<b>5</b>	<b>28</b>	<b>.179</b>	<b>149</b>	<b>247</b>	<b>.603</b>	<b>237</b>	<b>320</b>	<b>557</b>	<b>6.3</b>	<b>206</b>	<b>6</b>	<b>119</b>	<b>227</b>	<b>99</b>	<b>192</b>	<b>800</b>	<b>9.0</b>

07

Johnson, Rita	GP	GS	Min	Avg	FG	FGA	Pct	3FG	FGA	Pct	FT	FTA	Pct	Off	Def	Tot	Avg	PF	FO	A	TO	Blk	Stl	Pts	Avg
1977-78	33	7			75	201	.373				20	37	.541			43	1.3	84	4	38	79	2	54	170	5.2
1978-79	31				106	212	.500				56	83	.674			45	1.5							268	8.6
1979-80	36				113	250	.452				46	76	.605			50	1.4	96	2	119	79	2	89	272	7.6
1980-81	30	23	670	22.3	134	265	.506				78	97	.804			58	1.9	64	1	75	73	1	88	346	11.6
<b>Career</b>	<b>130</b>	<b>30</b>	<b>670</b>		<b>428</b>	<b>928</b>	<b>.461</b>				<b>200</b>	<b>293</b>	<b>.683</b>			<b>196</b>	<b>1.5</b>	<b>244</b>	<b>7</b>	<b>232</b>	<b>231</b>	<b>5</b>	<b>231</b>	<b>1056</b>	<b>8.1</b>

06

Johnson, Shannon	GP	GS	Min	Avg	FG	FGA	Pct	3FG	FGA	Pct	FT	FTA	Pct	Off	Def	Tot	Avg	PF	FO	A	TO	Blk	Stl	Pts	Avg
1992-93	27	27	715	26.5	89	212	.420	18	50	.360	63	87	.724	30	68	98	3.6	81	3	83	131	4	65	259	9.6
1993-94	27	27	834	30.9	231	506	.457	44	111	.396	128	186	.688	65	95	160	5.9	95	1	133	117	17	64	634	23.5
1994-95	27	27	973	36.0	214	497	.431	64	182	.352	154	227	.678	62	110	172	6.4	91	4	138	99	18	57	646	23.9
1995-96	28	27	973	34.8	238	544	.438	82	202	.406	133	179	.743	44	123	167	6.0	86	1	113	104	20	74	691	24.7
<b>Career</b>	<b>109</b>	<b>108</b>	<b>3495</b>	<b>32.1</b>	<b>772</b>	<b>1759</b>	<b>.4389</b>	<b>208</b>	<b>545</b>	<b>.382</b>	<b>478</b>	<b>679</b>	<b>.704</b>	<b>201</b>	<b>396</b>	<b>597</b>	<b>5.5</b>	<b>353</b>	<b>9</b>	<b>467</b>	<b>451</b>	<b>59</b>	<b>260</b>	<b>2230</b>	<b>20.5</b>

05

Jones, Cissie	GP	GS	Min	Avg	FG	FGA	Pct	3FG	FGA	Pct	FT	FTA	Pct	Off	Def	Tot	Avg	PF	FO	A	TO	Blk	Stl	Pts	Avg
1974-75	30				94	233	.403				19	41	.463			189	6.3	80						207	6.9
<b>Career</b>	<b>30</b>				<b>94</b>	<b>233</b>	<b>.403</b>				<b>19</b>	<b>41</b>	<b>.463</b>			<b>189</b>	<b>6.3</b>	<b>80</b>						<b>207</b>	<b>6.9</b>

04

Jones, Ebony	GP	GS	Min	Avg	FG	FGA	Pct	3FG	FGA	Pct	FT	FTA	Pct	Off	Def	Tot	Avg	PF	FO	A	TO	Blk	Stl	Pts	Avg
2004-05	1	0	2	2.0	1	1	1.000	0	0	—	0	0	—	0	1	1	1.0	1	0	0	1	0	0	2	2.0
2005-06	7	0	28	4.0	6	19	.316	3	15	.200	1	1	1.000	1	0	1	0.1	4	0	1	2	0	1	16	2.3
2006-07	7	0	26	3.7	6	14	.429	4	10	.400	1	2	.500	0	2	2	0.3	2	0	2	2	1	1	17	2.4
2007-08	29	6	412	14.2	40	129	.310	35	108	.324	6	8	.750	17	35	52	1.8	33	0	27	28	1	15	121	4.2
<b>Career</b>	<b>44</b>	<b>6</b>	<b>468</b>	<b>10.6</b>	<b>53</b>	<b>163</b>	<b>.325</b>	<b>42</b>	<b>133</b>	<b>.316</b>	<b>8</b>	<b>11</b>	<b>.727</b>	<b>18</b>	<b>38</b>	<b>56</b>	<b>1.3</b>	<b>40</b>	<b>0</b>	<b>30</b>	<b>33</b>	<b>2</b>	<b>17</b>	<b>156</b>	<b>3.5</b>

03

Jones, Jordan	GP	GS	Min	Avg	FG	FGA	Pct	3FG	FGA	Pct	FT	FTA	Pct	Off	Def	Tot	Avg	PF	FO	A	TO	Blk	Stl	Pts	Avg
2007-08	32	31	1111	34.7	140	345	.406	97	243	.399	42	57	.73												

# LETTERWINNER STATISTICS THE TIME IS NOW

12  
11  
10  
09  
08  
07  
06  
05  
04  
03  
02  
01  
00

Kelly, Cindy	GP	GS	Min	Avg	FG	FGA	Pct	3FG	FGA	Pct	FT	FTA	Pct	Off	Def	Tot	Avg	PF	FO	A	TO	Blk	Stl	Pts	Avg
1992-93	17	0	154	9.1	8	16	.500	0	0	—	7	16	.438	14	28	42	2.5	11	0	1	2	2	6	23	1.4
1993-94	26	2	409	15.7	56	122	.459	6	22	.273	27	40	.675	34	72	106	4.1	51	0	2	13	20	8	145	5.6
1994-95	27	27	687	25.4	114	232	.491	9	34	.265	54	78	.692	62	73	135	5.0	75	2	12	40	7	9	291	10.8
1995-96	28	28	704	25.1	73	180	.406	9	38	.237	33	49	.673	74	80	154	5.5	60	0	10	35	6	9	188	6.7
<b>Career</b>	<b>98</b>	<b>57</b>	<b>1954</b>	<b>20.0</b>	<b>251</b>	<b>550</b>	<b>.456</b>	<b>24</b>	<b>94</b>	<b>.255</b>	<b>121</b>	<b>183</b>	<b>.661</b>	<b>184</b>	<b>253</b>	<b>437</b>	<b>4.5</b>	<b>197</b>	<b>2</b>	<b>25</b>	<b>90</b>	<b>35</b>	<b>32</b>	<b>647</b>	<b>6.6</b>

Kennedy, Samone	GP	GS	Min	Avg	FG	FGA	Pct	3FG	FGA	Pct	FT	FTA	Pct	Off	Def	Tot	Avg	PF	FO	A	TO	Blk	Stl	Pts	Avg
2007-08	31	6	583	18.8	41	115	.357	0	8	.000	33	50	.660	14	44	58	1.9	35	0	106	81	0	42	115	3.7
2008-09	28	20	680	24.3	55	147	.374	9	39	.231	27	44	.614	5	39	44	1.6	47	0	68	73	2	34	146	5.2
2009-10	29	27	810	27.9	56	149	.376	14	49	.286	20	35	.571	12	66	78	2.7	49	0	68	49	2	34	146	5.0
2010-11	16	9	216	13.5	16	47	.340	3	18	.167	6	12	.500	3	15	18	1.1	16	0	13	24	2	10	41	2.6
<b>Career</b>	<b>104</b>	<b>62</b>	<b>2289</b>	<b>22.0</b>	<b>168</b>	<b>458</b>	<b>.367</b>	<b>23</b>	<b>114</b>	<b>.228</b>	<b>86</b>	<b>141</b>	<b>.610</b>	<b>34</b>	<b>164</b>	<b>198</b>	<b>1.9</b>	<b>147</b>	<b>0</b>	<b>255</b>	<b>227</b>	<b>6</b>	<b>120</b>	<b>448</b>	<b>4.3</b>

Keppler, Lynette	GP	GS	Min	Avg	FG	FGA	Pct	3FG	FGA	Pct	FT	FTA	Pct	Off	Def	Tot	Avg	PF	FO	A	TO	Blk	Stl	Pts	Avg
1996-97	21	0	158	7.5	7	30	.233	0	0	—	3	10	.300	8	18	26	1.2	19	0	2	17	5	6	17	0.8
<b>Career</b>	<b>21</b>	<b>0</b>	<b>158</b>	<b>7.5</b>	<b>7</b>	<b>30</b>	<b>.233</b>	<b>0</b>	<b>0</b>	<b>—</b>	<b>3</b>	<b>10</b>	<b>.300</b>	<b>8</b>	<b>18</b>	<b>26</b>	<b>1.2</b>	<b>19</b>	<b>0</b>	<b>2</b>	<b>17</b>	<b>5</b>	<b>6</b>	<b>17</b>	<b>0.8</b>

Kerr, Nona	GP	GS	Min	Avg	FG	FGA	Pct	3FG	FGA	Pct	FT	FTA	Pct	Off	Def	Tot	Avg	PF	FO	A	TO	Blk	Stl	Pts	Avg
1974-75	7				0	6	.000				2	8	.250			2	0.3	2						2	0.3
<b>Career</b>	<b>7</b>				<b>0</b>	<b>6</b>	<b>.000</b>				<b>2</b>	<b>8</b>	<b>.250</b>			<b>2</b>	<b>0.3</b>	<b>2</b>						<b>2</b>	<b>0.4</b>

Key, Casie	GP	GS	Min	Avg	FG	FGA	Pct	3FG	FGA	Pct	FT	FTA	Pct	Off	Def	Tot	Avg	PF	FO	A	TO	Blk	Stl	Pts	Avg
1996-97	17	0	91	5.4	9	27	.333	0	0	—	3	14	.214	12	25	37	2.2	9	0	4	6	7	5	21	1.2
1997-98	15	0	47	3.1	9	21	.429	0	0	—	1	5	.200	7	8	15	1.0	14	1	0	10	1	1	19	1.3
1998-99	20	0	123	6.2	17	39	.436	0	0	—	3	8	.375	15	22	37	1.9	19	1	0	15	0	7	37	1.9
1999-2000	14	1	55	3.9	3	12	.250	0	0	—	3	5	.600	3	8	11	0.8	6	0	3	6	0	0	9	0.6
<b>Career</b>	<b>66</b>	<b>1</b>	<b>316</b>	<b>4.8</b>	<b>38</b>	<b>99</b>	<b>.384</b>	<b>0</b>	<b>0</b>	<b>—</b>	<b>10</b>	<b>32</b>	<b>.313</b>	<b>37</b>	<b>63</b>	<b>100</b>	<b>1.5</b>	<b>48</b>	<b>2</b>	<b>7</b>	<b>37</b>	<b>8</b>	<b>13</b>	<b>86</b>	<b>1.4</b>

Kulcsar, Larissa	GP	GS	Min	Avg	FG	FGA	Pct	3FG	FGA	Pct	FT	FTA	Pct	Off	Def	Tot	Avg	PF	FO	A	TO	Blk	Stl	Pts	Avg
2003-04	28	3	522	18.6	51	101	.505	5	14	.357	16	44	.364	36	40	76	2.7	74	3	25	33	1	11	123	4.4
2004-05	26	4	277	10.7	32	75	.427	0	1	.000	15	35	.429	20	31	51	2.0	38	1	14	33	4	9	79	3.0
2005-06	21	0	196	9.3	28	48	.583	0	0	—	15	33	.455	14	21	35	1.7	13	0	11	16	4	11	71	3.4
2006-07	18	2	121	6.7	11	20	.550	0	0	—	12	19	.632	6	26	32	1.8	11	0	6	14	2	7	34	1.9
<b>Career</b>	<b>93</b>	<b>9</b>	<b>1116</b>	<b>12.0</b>	<b>122</b>	<b>244</b>	<b>.500</b>	<b>5</b>	<b>15</b>	<b>.333</b>	<b>58</b>	<b>131</b>	<b>.443</b>	<b>76</b>	<b>118</b>	<b>194</b>	<b>2.1</b>	<b>136</b>	<b>4</b>	<b>56</b>	<b>96</b>	<b>11</b>	<b>38</b>	<b>307</b>	<b>3.3</b>

Lee, Rachell	GP	GS	Min	Avg	FG	FGA	Pct	3FG	FGA	Pct	FT	FTA	Pct	Off	Def	Tot	Avg	PF	FO	A	TO	Blk	Stl	Pts	Avg
1996-97	24	10	447	18.6	46	110	.418	0	0	—	23	45	.511	36	57	93	3.9	75	3	7	28	23	17	115	4.8
1997-98	25	1	195	7.8	26	59	.441	0	0	—	26	40	.650	15	17	32	1.3	38	0	1	15	8	7	78	3.1
<b>Career</b>	<b>49</b>	<b>11</b>	<b>642</b>	<b>13.1</b>	<b>72</b>	<b>169</b>	<b>.426</b>	<b>0</b>	<b>0</b>	<b>—</b>	<b>49</b>	<b>85</b>	<b>.576</b>	<b>51</b>	<b>74</b>	<b>125</b>	<b>2.6</b>	<b>113</b>	<b>3</b>	<b>8</b>	<b>43</b>	<b>31</b>	<b>24</b>	<b>193</b>	<b>3.9</b>

Lester, Annie	GP	GS	Min	Avg	FG	FGA	Pct	3FG	FGA	Pct	FT	FTA	Pct	Off	Def	Tot	Avg	PF	FO	A	TO	Blk	Stl	Pts	Avg
1996-97	27	18	623	23.1	103	222	.464	0	0	—	36	50	.720	65	115	180	6.7	68	2	6	23	12	43	242	9.0
1997-98	28	28	862	30.8	190	424	.448	0	1	.000	115	148	.777	108	139	247	8.8	103	8	21	46	1	76	495	17.7
1998-99	27	27	797	29.5	156	346	.451	5	31	.161	80	115	.696	100	113	213	7.9	100	9	21	57	5	53	397	14.7
1999-2000	28	23	728	26	126	258	.488	0	3	.000	102	142	.718	75	70	145	5.2	73	4	27	50	1	43	354	12.6
<b>Career</b>	<b>110</b>	<b>96</b>	<b>3010</b>	<b>27.4</b>	<b>575</b>	<b>1250</b>	<b>.460</b>	<b>5</b>	<b>35</b>	<b>.143</b>	<b>333</b>	<b>455</b>	<b>.732</b>	<b>348</b>	<b>437</b>	<b>785</b>	<b>7.1</b>	<b>344</b>	<b>23</b>	<b>75</b>	<b>176</b>	<b>19</b>	<b>215</b>	<b>1488</b>	<b>13.5</b>

Lewis, Elin	GP	GS	Min	Avg	FG	FGA	Pct	3FG	FGA	Pct	FT	FTA	Pct	Off	Def	Tot	Avg	PF	FO	A	TO	Blk	Stl	Pts	Avg
1997-98	2	0	7	3.5	0	1	.000	0	1	.000	0	0	—	0	0	0	0.0	0	0	1	1	0	0	0	0.0
<b>Career</b>	<b>2</b>	<b>0</b>	<b>7</b>	<b>3.5</b>	<b>0</b>	<b>1</b>	<b>.000</b>	<b>0</b>	<b>1</b>	<b>.000</b>	<b>0</b>	<b>0</b>	<b>—</b>	<b>0</b>	<b>0</b>	<b>0</b>	<b>0.0</b>	<b>0</b>	<b>0</b>	<b>1</b>	<b>1</b>	<b>0</b>	<b>0</b>	<b>0</b>	<b>0.0</b>

Lorello, Maryjo	GP	GS	Min	Avg	FG	FGA	Pct	3FG	FGA	Pct	FT	FTA	Pct	Off	Def	Tot	Avg	PF	FO	A	TO	Blk	Stl	Pts	Avg
1977-78	10	0			3	9	.333				4	6	.667			9	0.9	3	0	4	5	0	0	10	1.0
<b>Career</b>	<b>10</b>	<b>0</b>			<b>3</b>	<b>9</b>	<b>.333</b>				<b>4</b>	<b>6</b>	<b>.667</b>			<b>9</b>	<b>0.9</b>	<b>3</b>	<b>0</b>	<b>4</b>	<b>5</b>	<b>0</b>	<b>0</b>	<b>10</b>	<b>1.0</b>

Lynch, Gwen	GP	GS	Min	Avg	FG	FGA	Pct	3FG	FGA	Pct	FT	FTA	Pct	Off	Def	Tot	Avg	PF	FO	A	TO	Blk	Stl	Pts	Avg
1982-83	23	9	340	14.8	71	154	.461				12	16	.750			46	2.0	21	0	20	20	1	16	154	6.7
1983-84	30	21	747	24.9	91	194	.469				12	16	.750			58	1.9	61	1	60	35	2	34	194	6.5
1984-85	28	0	392	14.0	42	86	.488				15	19	.789			45	1.6	36	1	39	23	1	20	99	3.5
<b>Career</b>	<b>81</b>	<b>30</b>	<b>1479</b>	<b>18.3</b>	<b>204</b>																				



# THE TIME IS NOW LETTERWINNER STATISTICS

McAlister, Amy	GP	GS	Min	Avg	FG	FGA	Pct	3FG	FGA	Pct	FT	FTA	Pct	Off	Def	Tot	Avg	PF	FO	A	TO	Blk	Stl	Pts	Avg
1983-84	12	0	60	5.0	6	16	.375				6	10	.600			9	0.8	19	0	2	14	0	0	18	1.5
1985-86	19	0	108	5.7	14	34	.412				4	8	.500			18	0.9	20	0	9	11	0	4	32	1.7
<b>Career</b>	<b>31</b>	<b>0</b>	<b>168</b>	<b>5.4</b>	<b>20</b>	<b>50</b>	<b>.400</b>				<b>10</b>	<b>18</b>	<b>.556</b>			<b>27</b>	<b>0.9</b>	<b>39</b>	<b>0</b>	<b>11</b>	<b>25</b>	<b>0</b>	<b>4</b>	<b>50</b>	<b>1.6</b>

12

McAlister, Marsi	GP	GS	Min	Avg	FG	FGA	Pct	3FG	FGA	Pct	FT	FTA	Pct	Off	Def	Tot	Avg	PF	FO	A	TO	Blk	Stl	Pts	Avg
1981-82	30	3	483	16.1	56	126	.444				35	53	.660			73	2.4	35	0	60	76	3	29	147	4.9
1982-83	28	28	980	35.0	175	372	.470				63	89	.708			188	6.7	78	1	117	119	6	47	413	14.8
1983-84	29	29	940	32.4	152	345	.441				57	76	.750			158	5.4	92	3	128	109	5	49	361	12.4
1984-85	28	28	798	28.5	103	266	.387				33	47	.702			143	5.1	84	4	95	128	6	59	239	8.5
<b>Career</b>	<b>115</b>	<b>88</b>	<b>3201</b>	<b>27.8</b>	<b>486</b>	<b>1109</b>	<b>.438</b>				<b>188</b>	<b>265</b>	<b>.709</b>			<b>562</b>	<b>4.9</b>	<b>289</b>	<b>8</b>	<b>400</b>	<b>432</b>	<b>20</b>	<b>184</b>	<b>1160</b>	<b>10.1</b>

11

McCauley, Maureen	GP	GS	Min	Avg	FG	FGA	Pct	3FG	FGA	Pct	FT	FTA	Pct	Off	Def	Tot	Avg	PF	FO	A	TO	Blk	Stl	Pts	Avg
1974-75	25				61	148	.412				15	20	.750			38	1.5	25						137	5.5
1975-76	14				43	95	.453				36	43	.837			43	3.1							122	8.7
1976-77	23				54	154	.351				18	27	.667			32	1.4	31	1	21		0	18	126	5.5
<b>Career</b>	<b>62</b>				<b>158</b>	<b>397</b>	<b>.398</b>				<b>69</b>	<b>90</b>	<b>.767</b>			<b>113</b>	<b>1.8</b>	<b>56</b>	<b>1</b>	<b>21</b>		<b>0</b>	<b>18</b>	<b>385</b>	<b>6.2</b>

10

McDaniel, Malinda	GP	GS	Min	Avg	FG	FGA	Pct	3FG	FGA	Pct	FT	FTA	Pct	Off	Def	Tot	Avg	PF	FO	A	TO	Blk	Stl	Pts	Avg
1992-93	25	2	242	9.7	22	44	.500	0	0	—	16	30	.533	29	34	63	2.5	19	0	1	20	2	11	60	2.4
1993-94	27	25	634	23.5	95	178	.534	0	0	—	35	76	.461	88	132	220	8.1	73	3	10	52	5	29	225	8.3
<b>Career</b>	<b>52</b>	<b>27</b>	<b>876</b>	<b>16.8</b>	<b>117</b>	<b>222</b>	<b>.527</b>	<b>0</b>	<b>0</b>	<b>—</b>	<b>51</b>	<b>106</b>	<b>.481</b>	<b>117</b>	<b>166</b>	<b>283</b>	<b>5.4</b>	<b>92</b>	<b>3</b>	<b>11</b>	<b>72</b>	<b>7</b>	<b>40</b>	<b>285</b>	<b>5.5</b>

09

McMillian, Treka	GP	GS	Min	Avg	FG	FGA	Pct	3FG	FGA	Pct	FT	FTA	Pct	Off	Def	Tot	Avg	PF	FO	A	TO	Blk	Stl	Pts	Avg
1988-89	10	0	72	7.2	4	14	.286	0	0	—	4	12	.333	8	17	25	2.5	9	0	3	2	1	2	12	1.2
1989-90	21	1	217	10.3	9	18	.500	0	0	—	16	25	.640	27	47	74	3.5	13	0	3	12	0	4	34	1.6
1990-91	31	30	749	24.2	30	71	.423	0	1	.000	27	59	.458	98	105	203	6.5	56	0	11	28	5	20	87	2.8
1991-92	27	25	668	24.7	19	49	.388	0	0	—	19	39	.487	70	92	162	6.0	70	2	13	25	3	25	57	2.1
<b>Career</b>	<b>89</b>	<b>56</b>	<b>1706</b>	<b>19.2</b>	<b>62</b>	<b>152</b>	<b>.4078</b>	<b>0</b>	<b>1</b>	<b>.000</b>	<b>66</b>	<b>135</b>	<b>.489</b>	<b>203</b>	<b>261</b>	<b>464</b>	<b>5.2</b>	<b>148</b>	<b>2</b>	<b>30</b>	<b>67</b>	<b>9</b>	<b>51</b>	<b>190</b>	<b>2.1</b>

08

Miars, Nikki	GP	GS	Min	Avg	FG	FGA	Pct	3FG	FGA	Pct	FT	FTA	Pct	Off	Def	Tot	Avg	PF	FO	A	TO	Blk	Stl	Pts	Avg
1995-96	26	19	714	27.5	89	217	.410	18	53	.340	46	67	.687	31	58	89	3.4	42	0	45	52	6	29	242	9.3
1996-97	27	27	956	35.4	125	358	.349	30	102	.294	124	152	.816	24	90	114	4.2	48	1	86	122	1	54	404	15.0
1997-98	28	28	1072	38.3	107	284	.377	33	105	.314	105	145	.724	17	66	83	3.0	66	2	139	135	3	63	352	12.6
1998-99	27	26	969	35.9	75	233	.322	33	105	.314	82	110	.745	20	63	83	3.1	66	2	116	98	2	65	265	9.8
<b>Career</b>	<b>108</b>	<b>100</b>	<b>3711</b>	<b>34.4</b>	<b>396</b>	<b>1092</b>	<b>.363</b>	<b>114</b>	<b>365</b>	<b>.312</b>	<b>357</b>	<b>474</b>	<b>.753</b>	<b>92</b>	<b>277</b>	<b>369</b>	<b>3.4</b>	<b>222</b>	<b>5</b>	<b>386</b>	<b>407</b>	<b>12</b>	<b>211</b>	<b>1263</b>	<b>11.7</b>

07

Middleton, Karen	GP	GS	Min	Avg	FG	FGA	Pct	3FG	FGA	Pct	FT	FTA	Pct	Off	Def	Tot	Avg	PF	FO	A	TO	Blk	Stl	Pts	Avg
1987-88	34	27	930	27.4	157	370	.424	75	173	.434	19	27	.704	23	57	80	2.4	39	0	92	49	2	25	408	12.0
1988-89	30	3	810	27.0	131	283	.463	51	112	.455	12	19	.632	18	51	69	2.3	33	0	90	53	6	32	325	10.8
1989-90	33	33	1139	34.5	163	327	.498	76	162	.469	35	49	.714	36	112	148	4.5	63	2	105	70	2	42	437	13.2
1990-91	31	31	1134	36.6	187	427	.428	115	265	.434	55	67	.821	50	97	147	4.7	56	0	122	85	1	52	544	17.5
<b>Career</b>	<b>128</b>	<b>94</b>	<b>4013</b>	<b>31.4</b>	<b>638</b>	<b>1417</b>	<b>.450</b>	<b>317</b>	<b>712</b>	<b>.445</b>	<b>121</b>	<b>162</b>	<b>.747</b>	<b>127</b>	<b>317</b>	<b>444</b>	<b>3.5</b>	<b>191</b>	<b>2</b>	<b>409</b>	<b>257</b>	<b>11</b>	<b>151</b>	<b>1714</b>	<b>13.4</b>

06

Morrone, Kelly	GP	GS	Min	Avg	FG	FGA	Pct	3FG	FGA	Pct	FT	FTA	Pct	Off	Def	Tot	Avg	PF	FO	A	TO	Blk	Stl	Pts	Avg
1999-2000	27	9	691	25.6	64	186	.344	50	135	.370	10	15	.667	11	47	58	2.1	39	0	78	75	4	21	188	7.0
2001-02	30	4	646	21.5	60	166	.361	45	127	.354	15	29	.517	16	45	61	2.0	29	0	63	57	1	27	180	6.0
2002-03	31	31	1075	34.7	90	250	.360	62	189	.328	41	48	.854	21	44	66	2.1	48	1	116	89	2	39	283	9.1
2003-04	28	28	986	35.2	104	257	.405	81	199	.407	38	47	.809	30	70	100	3.6	47	1	82	75	2	51	327	11.7
<b>Career</b>	<b>116</b>	<b>72</b>	<b>3398</b>	<b>29.3</b>	<b>318</b>	<b>859</b>	<b>.370</b>	<b>238</b>	<b>650</b>	<b>.366</b>	<b>104</b>	<b>139</b>	<b>.748</b>	<b>78</b>	<b>206</b>	<b>285</b>	<b>2.5</b>	<b>163</b>	<b>2</b>	<b>339</b>	<b>296</b>	<b>9</b>	<b>138</b>	<b>978</b>	<b>8.4</b>

04

Moss, Wendy	GP	GS	Min	Avg	FG	FGA	Pct	3FG	FGA	Pct	FT	FTA	Pct	Off	Def	Tot	Avg	PF	FO	A	TO	Blk	Stl	Pts	Avg
1990-91	12	0	79	6.6	9	23	.391	3	9	.333	4	5	.800	5	8	13	1.1	5	0	6	1	1	3	25	2.1
1991-92	28	3	362	12.9	36	97	.371	12	38	.316	9	13	.692	13	24	37	1.3	12	0	23	35	2	12	93	3.3
1992-93	8	0	62	7.8	8	14	.571	2	4	.500	4	5	.800	5	3	8	1.0	0	0	2	3	0	5	22	2.8
1993-94	17	0	78	4.6	9	20	.450	4	13	.308	1	1	1.000	8	12	20	1.2	7	0	8	7	1	5	23	1.4
<b>Career</b>	<b>65</b>	<b>3</b>	<b>581</b>	<b>8.9</b>	<b>62</b>	<b>154</b>	<b>.403</b>	<b>21</b>	<b>64</b>	<b>.328</b>	<b>18</b>	<b>24</b>	<b>.750</b>	<b>31</b>	<b>47</b>	<b>78</b>	<b>1.2</b>	<b>24</b>	<b>0</b>	<b>39</b>	<b>46</b>	<b>4</b>	<b>25</b>	<b>163</b>	<b>2.5</b>

03

Murray, Michelle	GP	GS	Min	Avg	FG	FGA	Pct	3FG	FGA</
------------------	----	----	-----	-----	----	-----	-----	-----	-------

# LETTERWINNER STATISTICS THE TIME IS NOW

12

Najarian, Renee	GP	GS	Min	Avg	FG	FGA	Pct	3FG	FGA	Pct	FT	FTA	Pct	Off	Def	Tot	Avg	PF	FO	A	TO	Blk	Stl	Pts	Avg
1983-84	27	11	721	26.7	84	164	.512				63	97	.649			168	6.2	83	4	28	53	10	20	231	8.6
1984-85	28	25	963	34.4	125	245	.510				69	102	.676			213	7.6	80	2	25	43	16	30	319	11.4
<b>Career</b>	<b>55</b>	<b>36</b>	<b>1684</b>	<b>30.6</b>	<b>209</b>	<b>409</b>	<b>.511</b>				<b>132</b>	<b>199</b>	<b>.663</b>			<b>381</b>	<b>6.9</b>	<b>163</b>	<b>6</b>	<b>53</b>	<b>96</b>	<b>26</b>	<b>50</b>	<b>550</b>	<b>10.0</b>

11

Nance, Mona	GP	GS	Min	Avg	FG	FGA	Pct	3FG	FGA	Pct	FT	FTA	Pct	Off	Def	Tot	Avg	PF	FO	A	TO	Blk	Stl	Pts	Avg
1981-82	8	0	7	0.9	1	3	.333				1	2	.500			5	0.6	8	0	1	4	0	1	3	0.4
<b>Career</b>	<b>8</b>	<b>0</b>	<b>7</b>	<b>0.9</b>	<b>1</b>	<b>3</b>	<b>.333</b>				<b>1</b>	<b>2</b>	<b>.500</b>			<b>5</b>	<b>0.6</b>	<b>8</b>	<b>0</b>	<b>1</b>	<b>4</b>	<b>0</b>	<b>1</b>	<b>3</b>	<b>0.4</b>

10

Nanney, Denise	GP	GS	Min	Avg	FG	FGA	Pct	3FG	FGA	Pct	FT	FTA	Pct	Off	Def	Tot	Avg	PF	FO	A	TO	Blk	Stl	Pts	Avg
1974-75	30				220	492	.447				87	123	.707			361	12.0	90						527	17.6
1975-76	22				164	340	.482				63	94	.670			267	12.1							391	17.8
1976-77	26				217	527	.412				36	69	.522			249	9.4	86	3	26		6	45	470	18.1
<b>Career</b>	<b>78</b>				<b>601</b>	<b>1359</b>	<b>.442</b>				<b>186</b>	<b>286</b>	<b>.650</b>			<b>877</b>	<b>11.2</b>	<b>176</b>	<b>3</b>	<b>26</b>		<b>6</b>	<b>45</b>	<b>1388</b>	<b>17.8</b>

09

Oxley, Jaima	GP	GS	Min	Avg	FG	FGA	Pct	3FG	FGA	Pct	FT	FTA	Pct	Off	Def	Tot	Avg	PF	FO	A	TO	Blk	Stl	Pts	Avg
1977-78	32	10			101	207	.488				23	32	.719			78	2.4	45	0	42	68	3	16	225	7.0
<b>Career</b>	<b>32</b>	<b>10</b>			<b>101</b>	<b>207</b>	<b>.488</b>				<b>23</b>	<b>32</b>	<b>.488</b>			<b>78</b>	<b>2.4</b>	<b>45</b>	<b>0</b>	<b>42</b>	<b>68</b>	<b>3</b>	<b>16</b>	<b>225</b>	<b>7.0</b>

08

Pace, C.J.	GP	GS	Min	Avg	FG	FGA	Pct	3FG	FGA	Pct	FT	FTA	Pct	Off	Def	Tot	Avg	PF	FO	A	TO	Blk	Stl	Pts	Avg
2007-08	16	2	221	13.8	23	59	.390	4	19	0.211	5	10	.500	18	20	38	2.4	27	0	7	22	3	12	55	3.4
2008-09	27	24	789	29.2	69	235	.294	29	108	.269	37	48	.771	56	102	158	5.9	69	0	28	55	11	18	204	7.6
<b>Career</b>	<b>43</b>	<b>26</b>	<b>1010</b>	<b>23.5</b>	<b>92</b>	<b>294</b>	<b>.313</b>	<b>33</b>	<b>127</b>	<b>.260</b>	<b>42</b>	<b>58</b>	<b>.724</b>	<b>74</b>	<b>122</b>	<b>196</b>	<b>4.6</b>	<b>96</b>	<b>0</b>	<b>35</b>	<b>77</b>	<b>14</b>	<b>30</b>	<b>259</b>	<b>6.0</b>

07

Pappas, Karen	GP	GS	Min	Avg	FG	FGA	Pct	3FG	FGA	Pct	FT	FTA	Pct	Off	Def	Tot	Avg	PF	FO	A	TO	Blk	Stl	Pts	Avg
1974-75	19				6	27	.222				2	10	.200			28	1.5	12						14	0.7
1975-76	3				2	11	.182				7	10	.700			2	0.7							11	3.7
<b>Career</b>	<b>22</b>				<b>8</b>	<b>38</b>	<b>0.211</b>				<b>9</b>	<b>20</b>	<b>.450</b>			<b>30</b>	<b>1.4</b>	<b>12</b>						<b>25</b>	<b>1.1</b>

06

Parker, Becky	GP	GS	Min	Avg	FG	FGA	Pct	3FG	FGA	Pct	FT	FTA	Pct	Off	Def	Tot	Avg	PF	FO	A	TO	Blk	Stl	Pts	Avg
1979-80	35				61	149	.409				51	70	.729			108	3.1	71	1	34	34	10	24	173	4.9
1980-81	28	21	758	27.1	55	149	.369				32	51	.627			97	3.5	76	4	44	43	5	41	142	5.1
1981-82	31	18	840	27.1	60	146	.411				34	67	.507			82	2.6	83	2	57	47	11	45	154	5.0
1982-83	28	27	952	34.0	129	284	.454				54	77	.701			137	4.9	83	3	96	67	9	47	312	11.1
<b>Career</b>	<b>122</b>	<b>66</b>	<b>2550</b>	<b>20.9</b>	<b>305</b>	<b>728</b>	<b>.4189</b>				<b>171</b>	<b>265</b>	<b>.645</b>			<b>424</b>	<b>3.5</b>	<b>313</b>	<b>10</b>	<b>231</b>	<b>191</b>	<b>35</b>	<b>157</b>	<b>781</b>	<b>6.4</b>

05

Parker, Martha	GP	GS	Min	Avg	FG	FGA	Pct	3FG	FGA	Pct	FT	FTA	Pct	Off	Def	Tot	Avg	PF	FO	A	TO	Blk	Stl	Pts	Avg
1985-86	30	29	1119	37.3	108	224	.482				77	100	.770			141	4.7	78	0	162	95	5	77	293	9.8
1986-87	30	30	1122	37.4	173	339	.510				120	160	.750			172	5.7	85	5	104	116	8	76	466	15.5
1987-88	34	33	1172	34.5	202	359	.563	2	5	.400	157	231	.680	83	160	243	7.1	101	5	131	103	8	58	563	16.6
1988-89	30	30	1043	34.8	143	255	.561	1	5	.200	119	150	.793	50	122	172	5.7	96	1	146	88	0	73	406	13.5
<b>Career</b>	<b>124</b>	<b>122</b>	<b>4456</b>	<b>35.9</b>	<b>626</b>	<b>1177</b>	<b>.532</b>	<b>3</b>	<b>10</b>	<b>.300</b>	<b>473</b>	<b>641</b>	<b>.738</b>	<b>133</b>	<b>282</b>	<b>728</b>	<b>5.9</b>	<b>360</b>	<b>11</b>	<b>543</b>	<b>402</b>	<b>21</b>	<b>284</b>	<b>1728</b>	<b>13.9</b>

04

Parker, Tracey	GP	GS	Min	Avg	FG	FGA	Pct	3FG	FGA	Pct	FT	FTA	Pct	Off	Def	Tot	Avg	PF	FO	A	TO	Blk	Stl	Pts	Avg
1987-88	2	0	3	1.5	0	2	.000	0	0	—	1	2	.500	1	0	1	0.5	2	0	0	1	0	0	1	0.5
1988-89	4	0	16	4.0	3	4	.750	0	0	—	1	2	.500	0	0	0	0.0	1	0	2	1	0	1	7	1.8
<b>Career</b>	<b>6</b>	<b>0</b>	<b>19</b>	<b>3.2</b>	<b>3</b>	<b>6</b>	<b>.500</b>	<b>0</b>	<b>0</b>	<b>—</b>	<b>2</b>	<b>4</b>	<b>.500</b>	<b>1</b>	<b>0</b>	<b>1</b>	<b>0.2</b>	<b>3</b>	<b>0</b>	<b>2</b>	<b>2</b>	<b>0</b>	<b>1</b>	<b>8</b>	<b>1.3</b>

03

Paskey, Ann	GP	GS	Min	Avg	FG	FGA	Pct	3FG	FGA	Pct	FT	FTA	Pct	Off	Def	Tot	Avg	PF	FO	A	TO	Blk	Stl	Pts	Avg
1974-75	8				0	4	.000				0	1	.000			12	1.5	4						0	0.0
<b>Career</b>	<b>8</b>				<b>0</b>	<b>4</b>	<b>.000</b>				<b>0</b>	<b>1</b>	<b>.000</b>			<b>12</b>	<b>1.5</b>	<b>4</b>						<b>0</b>	<b>0.0</b>

02

Paulk, Brenda	GP	GS	Min	Avg	FG	FGA	Pct	3FG	FGA	Pct	FT	FTA	Pct	Off	Def	Tot	Avg	PF	FO	A	TO	Blk	Stl	Pts	Avg
1975-76	21				40	107	.374				7	10	.700			46	2.2			23				87	4.1
1976-77	26				32	92	.348				16	20	.800			54	2.1	55	2	22		2	17	80	3.1
<b>Career</b>	<b>47</b>				<b>72</b>	<b>199</b>	<b>.362</b>				<b>23</b>	<b>30</b>	<b>.767</b>			<b>100</b>	<b>2.1</b>	<b>55</b>	<b>2</b>	<b>45</b>	<b>0</b>	<b>2</b>	<b>17</b>	<b>167</b>	<b>3.6</b>

01

Payne, Jasmine	GP	GS	Min	Avg	FG	FGA	Pct	3FG	FGA	Pct	FT	FTA	Pct	Off	Def	Tot	Avg	PF	FO	A	TO	Blk	Stl	Pts	Avg
2007-08	25	3	242	9.7	23	78	.295	0	0	—	19	25	.760	18	35	52	2.1	28	1	5	21	5	11	65	2.6
<b>Career</b>	<b>25</b>	<b>3</b>	<b>242</b>	<b>9.7</b>	<b>23</b>	<b>78</b>	<b>.295</b>	<b>0</b>	<b>0</b>	<b>—</b>	<b>19</b>	<b>25</b>	<b>.760</b>	<b>18</b>	<b>35</b>	<b>52</b>	<b>2.1</b>	<b>28</b>	<b>1</b>	<b>5</b>	<b>21</b>	<b>5</b>	<b>11</b>	<b>65</b>	<b>2.6</b>

00

Penn, Jocelyn	GP	GS	Min	Avg	FG	FGA	Pct	3FG	FGA	Pct	FT	FTA	Pct	Off	Def	Tot	Avg	PF	FO	A	TO	Blk	Stl	Pts	Avg
---------------	----	----	-----	-----	----	-----	-----	-----	-----	-----	----	-----	-----	-----	-----	-----	-----	----	----	---	----	-----	-----	-----	-----

# THE TIME IS NOW LETTERWINNER STATISTICS

Plemons, Andrea	GP	GS	Min	Avg	FG	FGA	Pct	3FG	FGA	Pct	FT	FTA	Pct	Off	Def	Tot	Avg	PF	FO	A	TO	Blk	Stl	Pts	Avg
1999-2000	7	0	31	4.4	2	6	.333	0	1	.000	2	2	1.000	0	3	3	0.4	5	0	4	3	0	1	6	0.9
<b>Career</b>	<b>7</b>	<b>0</b>	<b>31</b>	<b>4.4</b>	<b>2</b>	<b>6</b>	<b>.333</b>	<b>0</b>	<b>1</b>	<b>.000</b>	<b>2</b>	<b>2</b>	<b>1.000</b>	<b>0</b>	<b>3</b>	<b>3</b>	<b>0.4</b>	<b>5</b>	<b>0</b>	<b>4</b>	<b>3</b>	<b>0</b>	<b>1</b>	<b>6</b>	<b>0.9</b>
<b>Raab, Dawn</b>	<b>GP</b>	<b>GS</b>	<b>Min</b>	<b>Avg</b>	<b>FG</b>	<b>FGA</b>	<b>Pct</b>	<b>3FG</b>	<b>FGA</b>	<b>Pct</b>	<b>FT</b>	<b>FTA</b>	<b>Pct</b>	<b>Off</b>	<b>Def</b>	<b>Tot</b>	<b>Avg</b>	<b>PF</b>	<b>FO</b>	<b>A</b>	<b>TO</b>	<b>Blk</b>	<b>Stl</b>	<b>Pts</b>	<b>Avg</b>
1984-85	12	0	66	5.5	4	9	.444				3	6	.500			9	0.8	7	0	5	18	0	3	11	0.9
1985-86	27	1	367	13.6	19	43	.442				16	27	.593			29	1.1	18	0	55	25	0	24	54	2.0
1986-87	30	23	732	24.4	42	114	.368				12	21	.571			48	1.6	50	0	103	74	1	27	96	3.2
1987-88	34	3	524	15.4	24	71	.338	9	28	.321	18	33	.545	3	32	35	1.0	41	0	56	69	1	22	75	2.2
<b>Career</b>	<b>103</b>	<b>27</b>	<b>1689</b>	<b>16.4</b>	<b>89</b>	<b>237</b>	<b>.376</b>	<b>9</b>	<b>28</b>	<b>.321</b>	<b>49</b>	<b>87</b>	<b>.563</b>	<b>3</b>	<b>32</b>	<b>121</b>	<b>1.2</b>	<b>116</b>	<b>0</b>	<b>219</b>	<b>186</b>	<b>2</b>	<b>76</b>	<b>236</b>	<b>2.3</b>
<b>Ramsey, Audrey</b>	<b>GP</b>	<b>GS</b>	<b>Min</b>	<b>Avg</b>	<b>FG</b>	<b>FGA</b>	<b>Pct</b>	<b>3FG</b>	<b>FGA</b>	<b>Pct</b>	<b>FT</b>	<b>FTA</b>	<b>Pct</b>	<b>Off</b>	<b>Def</b>	<b>Tot</b>	<b>Avg</b>	<b>PF</b>	<b>FO</b>	<b>A</b>	<b>TO</b>	<b>Blk</b>	<b>Stl</b>	<b>Pts</b>	<b>Avg</b>
1994-95	27	0	406	15	53	125	.424	13	44	.295	21	35	.600	41	42	83	3.1	36	0	9	20	3	8	140	5.2
1995-96	28	2	476	17	33	109	.303	6	22	.273	39	52	.750	54	69	123	4.4	29	0	13	15	2	11	111	4.0
1996-97	27	12	521	19.3	48	102	.471	0	1	.000	43	62	.694	55	79	134	5.0	34	0	11	25	2	14	139	5.1
1997-98	28	2	413	14.8	41	112	.366	1	3	.333	32	58	.552	30	40	70	2.5	31	0	13	25	3	11	115	4.1
<b>Career</b>	<b>110</b>	<b>16</b>	<b>1816</b>	<b>16.5</b>	<b>175</b>	<b>448</b>	<b>.391</b>	<b>20</b>	<b>70</b>	<b>.286</b>	<b>135</b>	<b>207</b>	<b>.652</b>	<b>180</b>	<b>230</b>	<b>410</b>	<b>3.7</b>	<b>130</b>	<b>0</b>	<b>46</b>	<b>85</b>	<b>10</b>	<b>44</b>	<b>505</b>	<b>4.6</b>
<b>Randall, Jenny</b>	<b>GP</b>	<b>GS</b>	<b>Min</b>	<b>Avg</b>	<b>FG</b>	<b>FGA</b>	<b>Pct</b>	<b>3FG</b>	<b>FGA</b>	<b>Pct</b>	<b>FT</b>	<b>FTA</b>	<b>Pct</b>	<b>Off</b>	<b>Def</b>	<b>Tot</b>	<b>Avg</b>	<b>PF</b>	<b>FO</b>	<b>A</b>	<b>TO</b>	<b>Blk</b>	<b>Stl</b>	<b>Pts</b>	<b>Avg</b>
1991-92	24	13	509	21.2	63	159	.396	19	50	.380	40	58	.690	32	51	83	3.5	62	2	38	57	10	16	185	7.7
1992-93	26	5	344	13.2	30	98	.306	13	46	.283	12	15	.800	14	42	56	2.2	28	0	17	33	1	8	85	3.3
1993-94	27	27	660	24.4	101	280	.361	40	122	.328	51	59	.864	40	72	112	4.1	92	5	27	50	7	22	293	10.9
1994-95	27	27	856	31.7	109	280	.389	32	101	.317	35	49	.714	64	102	166	6.1	91	5	40	60	8	35	285	10.6
<b>Career</b>	<b>104</b>	<b>72</b>	<b>2369</b>	<b>22.8</b>	<b>303</b>	<b>817</b>	<b>.371</b>	<b>104</b>	<b>319</b>	<b>.326</b>	<b>138</b>	<b>181</b>	<b>.762</b>	<b>150</b>	<b>267</b>	<b>417</b>	<b>4.0</b>	<b>273</b>	<b>12</b>	<b>122</b>	<b>200</b>	<b>26</b>	<b>81</b>	<b>848</b>	<b>8.2</b>
<b>Rawl, Candi</b>	<b>GP</b>	<b>GS</b>	<b>Min</b>	<b>Avg</b>	<b>FG</b>	<b>FGA</b>	<b>Pct</b>	<b>3FG</b>	<b>FGA</b>	<b>Pct</b>	<b>FT</b>	<b>FTA</b>	<b>Pct</b>	<b>Off</b>	<b>Def</b>	<b>Tot</b>	<b>Avg</b>	<b>PF</b>	<b>FO</b>	<b>A</b>	<b>TO</b>	<b>Blk</b>	<b>Stl</b>	<b>Pts</b>	<b>Avg</b>
1981-82	6	0	5	0.9	2	8	.250				4	8	.500			7	1.2	6	0	0	7	0	3	8	1.3
<b>Career</b>	<b>6</b>	<b>0</b>	<b>5</b>	<b>0.9</b>	<b>2</b>	<b>8</b>	<b>.250</b>				<b>4</b>	<b>8</b>	<b>.500</b>			<b>7</b>	<b>1.2</b>	<b>6</b>	<b>0</b>	<b>0</b>	<b>7</b>	<b>0</b>	<b>3</b>	<b>8</b>	<b>1.3</b>
<b>Rawl, Cindy</b>	<b>GP</b>	<b>GS</b>	<b>Min</b>	<b>Avg</b>	<b>FG</b>	<b>FGA</b>	<b>Pct</b>	<b>3FG</b>	<b>FGA</b>	<b>Pct</b>	<b>FT</b>	<b>FTA</b>	<b>Pct</b>	<b>Off</b>	<b>Def</b>	<b>Tot</b>	<b>Avg</b>	<b>PF</b>	<b>FO</b>	<b>A</b>	<b>TO</b>	<b>Blk</b>	<b>Stl</b>	<b>Pts</b>	<b>Avg</b>
1979-80	18				4	15	.267				14	18	.778			22	1.2	17	0	10	12	2	3	22	1.2
1981-82	6	0	6	1.0	3	10	.300				4	9	.444			4	0.7	1	0	2	7	0	2	10	1.7
<b>Career</b>	<b>24</b>	<b>0</b>	<b>6</b>		<b>7</b>	<b>25</b>	<b>.280</b>				<b>18</b>	<b>27</b>	<b>.667</b>			<b>26</b>	<b>1.1</b>	<b>18</b>	<b>0</b>	<b>12</b>	<b>19</b>	<b>2</b>	<b>5</b>	<b>32</b>	<b>1.3</b>
<b>Redd, Vania</b>	<b>GP</b>	<b>GS</b>	<b>Min</b>	<b>Avg</b>	<b>FG</b>	<b>FGA</b>	<b>Pct</b>	<b>3FG</b>	<b>FGA</b>	<b>Pct</b>	<b>FT</b>	<b>FTA</b>	<b>Pct</b>	<b>Off</b>	<b>Def</b>	<b>Tot</b>	<b>Avg</b>	<b>PF</b>	<b>FO</b>	<b>A</b>	<b>TO</b>	<b>Blk</b>	<b>Stl</b>	<b>Pts</b>	<b>Avg</b>
2001-02	10	0	54	5.4	4	12	.333	0	0	—	6	6	1.000	5	3	8	0.8	5	0	4	2	0	4	14	1.4
2002-03	11	0	113	10.3	6	25	.240	0	5	.000	0	1	.000	10	4	14	1.3	11	0	8	10	0	5	12	1.1
<b>Career</b>	<b>21</b>	<b>0</b>	<b>167</b>	<b>8.0</b>	<b>10</b>	<b>37</b>	<b>.270</b>	<b>0</b>	<b>5</b>	<b>.000</b>	<b>6</b>	<b>7</b>	<b>.857</b>	<b>15</b>	<b>7</b>	<b>22</b>	<b>1.0</b>	<b>16</b>	<b>0</b>	<b>12</b>	<b>12</b>	<b>0</b>	<b>9</b>	<b>26</b>	<b>1.2</b>
<b>Reese, Tonisha</b>	<b>GP</b>	<b>GS</b>	<b>Min</b>	<b>Avg</b>	<b>FG</b>	<b>FGA</b>	<b>Pct</b>	<b>3FG</b>	<b>FGA</b>	<b>Pct</b>	<b>FT</b>	<b>FTA</b>	<b>Pct</b>	<b>Off</b>	<b>Def</b>	<b>Tot</b>	<b>Avg</b>	<b>PF</b>	<b>FO</b>	<b>A</b>	<b>TO</b>	<b>Blk</b>	<b>Stl</b>	<b>Pts</b>	<b>Avg</b>
2001-02	9	0	37	4.1	6	22	.273	1	12	.083	3	6	.500	2	4	6	0.7	2	0	4	5	0	0	16	1.8
2002-03	22	0	138	6.3	22	71	.310	12	43	.279	4	6	.667	6	13	19	0.9	12	0	6	15	0	5	60	2.7
<b>Career</b>	<b>31</b>	<b>0</b>	<b>175</b>	<b>5.6</b>	<b>28</b>	<b>93</b>	<b>.301</b>	<b>13</b>	<b>55</b>	<b>.236</b>	<b>7</b>	<b>12</b>	<b>.583</b>	<b>8</b>	<b>17</b>	<b>25</b>	<b>0.8</b>	<b>14</b>	<b>0</b>	<b>10</b>	<b>20</b>	<b>0</b>	<b>5</b>	<b>76</b>	<b>2.5</b>
<b>Reeves, Pam</b>	<b>GP</b>	<b>GS</b>	<b>Min</b>	<b>Avg</b>	<b>FG</b>	<b>FGA</b>	<b>Pct</b>	<b>3FG</b>	<b>FGA</b>	<b>Pct</b>	<b>FT</b>	<b>FTA</b>	<b>Pct</b>	<b>Off</b>	<b>Def</b>	<b>Tot</b>	<b>Avg</b>	<b>PF</b>	<b>FO</b>	<b>A</b>	<b>TO</b>	<b>Blk</b>	<b>Stl</b>	<b>Pts</b>	<b>Avg</b>
1980-81	29	5	496	17.1	51	105	.486				9	23	.391			90	3.2	53	1	48	34	7	22	239	9.9
1981-82	7	0	38	5.4	0	7	.000				4	4	1.000			8	1.1	6	0	0	4	0	1	4	0.6
<b>Career</b>	<b>36</b>	<b>5</b>	<b>534</b>	<b>14.8</b>	<b>51</b>	<b>112</b>	<b>.455</b>				<b>13</b>	<b>27</b>	<b>.481</b>			<b>98</b>	<b>2.7</b>	<b>59</b>	<b>1</b>	<b>48</b>	<b>38</b>	<b>7</b>	<b>23</b>	<b>243</b>	<b>6.8</b>
<b>Rivers, Sharon</b>	<b>GP</b>	<b>GS</b>	<b>Min</b>	<b>Avg</b>	<b>FG</b>	<b>FGA</b>	<b>Pct</b>	<b>3FG</b>	<b>FGA</b>	<b>Pct</b>	<b>FT</b>	<b>FTA</b>	<b>Pct</b>	<b>Off</b>	<b>Def</b>	<b>Tot</b>	<b>Avg</b>	<b>PF</b>	<b>FO</b>	<b>A</b>	<b>TO</b>	<b>Blk</b>	<b>Stl</b>	<b>Pts</b>	<b>Avg</b>
1979-80	34				70	156	.449				9	12	.750			36	1.1	49	2	59	47	2	29	149	4.4
1980-81	30	24	810	27.0	98	213	.460				27	36	.750			55	1.8	69	3	120	88	1	49	223	7.4
1981-82	31	30	1042	33.6	110	227	.485				29	39	.744			82	2.6	90	4	190	152	0	73	249	8.0
1982-83	27	24	794	29.4	85	172	.494				44	57	.772			69	2.6	83	4	143	0	4	61	214	7.9
<b>Career</b>	<b>122</b>	<b>78</b>	<b>2646</b>	<b>21.7</b>	<b>363</b>	<b>768</b>	<b>.473</b>				<b>109</b>	<b>144</b>	<b>.757</b>			<b>242</b>	<b>2.0</b>	<b>291</b>	<b>13</b>	<b>512</b>	<b>287</b>	<b>7</b>	<b>212</b>	<b>835</b>	<b>6.8</b>
<b>Roszak, Kasia</b>	<b>GP</b>	<b>GS</b>	<b>Min</b>	<b>Avg</b>	<b>FG</b>	<b>FGA</b>	<b>Pct</b>	<b>3FG</b>	<b>FGA</b>	<b>Pct</b>	<b>FT</b>	<b>FTA</b>	<b>Pct</b>	<b>Off</b>	<b>Def</b>	<b>Tot</b>	<b>Avg</b>	<b>PF</b>	<b>FO</b>	<b>A</b>	<b>TO</b>	<b>Blk</b>	<b>Stl</b>	<b>Pts</b>	<b>Avg</b>
2002-03	21	0	156	7.4	7	23	.304	0	0	—	6	14	.429	25	30	55	2.6	22	0	0	3	2	9	20	1.0
2003-04	3	0	27	9.0	1	3	.333	0	0	—	2	2	1.000	3	5	8	2.7	0	0	0	1	0	2	4	1.3

# LETTERWINNER STATISTICS THE TIME IS NOW

12

Segres, Shannon	GP	GS	Min	Avg	FG	FGA	Pct	3FG	FGA	Pct	FT	FTA	Pct	Off	Def	Tot	Avg	PF	FO	A	TO	Blk	Stl	Pts	Avg
1998-99	27	15	534	19.8	73	185	.395	2	11	.182	70	93	.753	43	56	99	3.7	77	1	18	55	4	26	218	8.1
1999-2000	28	18	570	20.4	90	200	.450	7	29	.241	51	64	.797	44	67	111	4.0	72	2	19	73	7	23	238	8.5
2000-01	28	2	453	16.2	55	143	.385	8	21	.381	33	48	.688	46	81	127	4.5	61	1	6	42	3	14	151	5.4
2001-02	30	6	292	9.7	25	66	.379	0	7	.000	23	37	.622	33	43	76	2.5	32	0	13	23	3	9	73	2.4
<b>Career</b>	<b>113</b>	<b>41</b>	<b>1849</b>	<b>16.4</b>	<b>243</b>	<b>594</b>	<b>.409</b>	<b>17</b>	<b>68</b>	<b>.250</b>	<b>177</b>	<b>242</b>	<b>.731</b>	<b>166</b>	<b>247</b>	<b>413</b>	<b>3.7</b>	<b>242</b>	<b>4</b>	<b>56</b>	<b>193</b>	<b>17</b>	<b>72</b>	<b>680</b>	<b>6.0</b>

11

Shue, Sue	GP	GS	Min	Avg	FG	FGA	Pct	3FG	FGA	Pct	FT	FTA	Pct	Off	Def	Tot	Avg	PF	FO	A	TO	Blk	Stl	Pts	Avg
1977-78	34	29			165	376	.439				22	30	.733			190	5.6	64	1	83	112	15	46	352	10.4
<b>Career</b>	<b>34</b>	<b>29</b>			<b>165</b>	<b>376</b>	<b>.439</b>				<b>22</b>	<b>30</b>	<b>.733</b>			<b>190</b>	<b>5.6</b>	<b>64</b>	<b>1</b>	<b>83</b>	<b>112</b>	<b>15</b>	<b>46</b>	<b>352</b>	<b>10.4</b>

10

Simms, Lauren	GP	GS	Min	Avg	FG	FGA	Pct	3FG	FGA	Pct	FT	FTA	Pct	Off	Def	Tot	Avg	PF	FO	A	TO	Blk	Stl	Pts	Avg
2003-04	28	27	668	23.9	101	247	.409	20	60	.333	39	75	.520	37	30	67	2.4	74	3	31	45	4	42	261	9.3
2004-05	26	26	730	28.1	122	293	.416	18	78	.231	44	66	.667	47	52	99	3.8	59	1	43	63	3	32	306	11.8
2005-06	29	20	655	22.6	93	227	.410	13	40	.325	14	20	.700	30	52	82	2.8	54	1	58	76	5	34	213	7.3
2006-07	33	28	882	26.7	130	326	.399	15	64	.234	49	65	.754	36	91	127	3.8	58	0	94	79	4	51	324	9.8
<b>Career</b>	<b>116</b>	<b>101</b>	<b>2935</b>	<b>25.3</b>	<b>446</b>	<b>1093</b>	<b>.408</b>	<b>66</b>	<b>242</b>	<b>.273</b>	<b>146</b>	<b>226</b>	<b>.646</b>	<b>150</b>	<b>225</b>	<b>375</b>	<b>3.2</b>	<b>245</b>	<b>5</b>	<b>226</b>	<b>263</b>	<b>16</b>	<b>159</b>	<b>1104</b>	<b>9.5</b>

09

Sliskovic, Iva	GP	GS	Min	Avg	FG	FGA	Pct	3FG	FGA	Pct	FT	FTA	Pct	Off	Def	Tot	Avg	PF	FO	A	TO	Blk	Stl	Pts	Avg
2003-04	28	27	822	29.4	123	224	.549	1	2	.500	61	88	.693	59	141	200	7.1	95	6	45	96	26	26	308	11
2004-05	29	23	651	22.4	74	162	.457	0	4	.000	45	65	.692	48	122	170	5.9	61	0	36	43	30	25	193	6.7
2005-06	29	19	641	22.1	78	159	.491	0	0	—	75	106	.708	40	123	163	5.6	53	0	52	54	37	28	231	8.0
2006-07	33	17	644	19.5	89	195	.456	0	1	.000	66	93	.710	50	105	155	4.7	56	0	50	55	21	31	244	7.4
<b>Career</b>	<b>119</b>	<b>86</b>	<b>2758</b>	<b>23.2</b>	<b>364</b>	<b>740</b>	<b>.492</b>	<b>1</b>	<b>7</b>	<b>.143</b>	<b>247</b>	<b>352</b>	<b>.702</b>	<b>197</b>	<b>491</b>	<b>688</b>	<b>5.8</b>	<b>265</b>	<b>6</b>	<b>183</b>	<b>248</b>	<b>114</b>	<b>110</b>	<b>976</b>	<b>8.2</b>

08

Southers, Brantley	GP	GS	Min	Avg	FG	FGA	Pct	3FG	FGA	Pct	FT	FTA	Pct	Off	Def	Tot	Avg	PF	FO	A	TO	Blk	Stl	Pts	Avg
1981-82	31	16	828	26.7	142	273	.520				48	66	.727			172	5.5	58	1	34	12	23	45	332	10.7
1982-83	1	0	1	0.1	1	3	.333				0	0	—			2	2.0	1	0	0	1	0	0	2	2.0
1983-84	30	30	1008	33.6	239	460	.520				73	88	.830			240	8.0	78	2	0	82	0	0	551	18.4
1984-85	28	28	988	35.3	211	459	.460				60	78	.769			192	6.9	72	0	63	85	14	45	482	17.2
1985-86	30	29	1062	35.4	266	573	.464				83	97	.856			256	8.5	83	1	99	93	12	63	615	20.5
<b>Career</b>	<b>120</b>	<b>103</b>	<b>3887</b>	<b>32.4</b>	<b>859</b>	<b>1768</b>	<b>.486</b>				<b>264</b>	<b>329</b>	<b>.802</b>			<b>862</b>	<b>7.2</b>	<b>292</b>	<b>4</b>	<b>196</b>	<b>273</b>	<b>49</b>	<b>153</b>	<b>1982</b>	<b>16.5</b>

07

Spell, Tina	GP	GS	Min	Avg	FG	FGA	Pct	3FG	FGA	Pct	FT	FTA	Pct	Off	Def	Tot	Avg	PF	FO	A	TO	Blk	Stl	Pts	Avg
1974-75	23				21	68	.309				10	21	.476			67	2.9	37						52	2.3
<b>Career</b>	<b>23</b>				<b>21</b>	<b>68</b>	<b>.309</b>				<b>10</b>	<b>21</b>	<b>.476</b>			<b>67</b>	<b>2.9</b>	<b>37</b>						<b>52</b>	<b>2.3</b>

06

Strickland, Marah	GP	GS	Min	Avg	FG	FGA	Pct	3FG	FGA	Pct	FT	FTA	Pct	Off	Def	Tot	Avg	PF	FO	A	TO	Blk	Stl	Pts	Avg
2010-11	19	5	447	23.5	47	160	.294	26	101	.257	38	41	.927	14	29	43	2.3	19	0	8	27	1	5	158	8.3
<b>Career</b>	<b>19</b>	<b>5</b>	<b>447</b>	<b>23.5</b>	<b>47</b>	<b>160</b>	<b>.294</b>	<b>26</b>	<b>101</b>	<b>.257</b>	<b>38</b>	<b>41</b>	<b>.927</b>	<b>14</b>	<b>29</b>	<b>43</b>	<b>2.3</b>	<b>19</b>	<b>0</b>	<b>8</b>	<b>27</b>	<b>1</b>	<b>5</b>	<b>158</b>	<b>8.3</b>

05

Strohm, Daniela	GP	GS	Min	Avg	FG	FGA	Pct	3FG	FGA	Pct	FT	FTA	Pct	Off	Def	Tot	Avg	PF	FO	A	TO	Blk	Stl	Pts	Avg
2000-01	27	8	392	14.5	28	81	.346	13	37	.351	8	9	.889	2	10	12	0.4	36	2	11	33	0	5	77	2.9
<b>Career</b>	<b>27</b>	<b>8</b>	<b>392</b>	<b>14.5</b>	<b>28</b>	<b>81</b>	<b>.346</b>	<b>13</b>	<b>37</b>	<b>.351</b>	<b>8</b>	<b>9</b>	<b>.889</b>	<b>2</b>	<b>10</b>	<b>12</b>	<b>0.4</b>	<b>36</b>	<b>2</b>	<b>11</b>	<b>33</b>	<b>0</b>	<b>5</b>	<b>77</b>	<b>2.9</b>

04

Suber, Martha	GP	GS	Min	Avg	FG	FGA	Pct	3FG	FGA	Pct	FT	FTA	Pct	Off	Def	Tot	Avg	PF	FO	A	TO	Blk	Stl	Pts	Avg
1974-75	30				214	509	.420				54	87	.621			216	7.2	75						482	16.1
1975-76	22				118	321	.368				22	36	.611			112	5.1							258	11.7
<b>Career</b>	<b>52</b>				<b>332</b>	<b>830</b>	<b>.400</b>				<b>76</b>	<b>123</b>	<b>.618</b>			<b>328</b>	<b>6.3</b>	<b>75</b>	<b>0</b>	<b>0</b>	<b>0</b>	<b>0</b>	<b>0</b>	<b>740</b>	<b>14.2</b>

03

Szakacs, Ildiko	GP	GS	Min	Avg	FG	FGA	Pct	3FG	FGA	Pct	FT	FTA	Pct	Off	Def	Tot	Avg	PF	FO	A	TO	Blk	Stl	Pts	Avg
2000-01	13	0	94	7.2	7	23	.304	2	12	.167	4	4	1.000	2	9	11	0.8	9	0	5	6	1	4	20	1.5
<b>Career</b>	<b>13</b>	<b>0</b>	<b>94</b>	<b>7.2</b>	<b>7</b>	<b>23</b>	<b>.304</b>	<b>2</b>	<b>12</b>	<b>.167</b>	<b>4</b>	<b>4</b>	<b>1.000</b>	<b>2</b>	<b>9</b>	<b>11</b>	<b>0.8</b>	<b>9</b>	<b>0</b>	<b>5</b>	<b>6</b>	<b>1</b>	<b>4</b>	<b>20</b>	<b>1.5</b>

02

Tate, Miranda	GP	GS	Min	Avg	FG	FGA	Pct	3FG	FGA	Pct	FT	FTA	Pct	Off	Def	Tot	Avg	PF	FO	A	TO	Blk	Stl	Pts	Avg
2008-09	21	0	253	12.0	23	82	.280	11	38	.289	5	11	.455	13	27	40	1.9	17	0	9	22	3	5	62	3.0
<b>Career</b>	<b>21</b>	<b>0</b>	<b>253</b>	<b>12.0</b>	<b>23</b>	<b>82</b>	<b>.280</b>	<b>11</b>	<b>38</b>	<b>.289</b>	<b>5</b>	<b>11</b>	<b>.455</b>	<b>13</b>	<b>27</b>	<b>40</b>	<b>1.9</b>	<b>17</b>	<b>0</b>	<b>9</b>	<b>22</b>	<b>3</b>	<b>5</b>	<b>62</b>	<b>3.0</b>

01

Thomas, Michelle	GP	GS	Min	Avg	FG	FGA	Pct	3FG	FGA	Pct	FT	FTA	Pct	Off	Def	Tot	Avg	PF	FO	A	TO	Blk	Stl	Pts	Avg
1982-83	13	8	161	12.4	39</																				



# THE TIME IS NOW LETTERWINNER STATISTICS

Timmons, Christi	GP	GS	Min	Avg	FG	FGA	Pct	3FG	FGA	Pct	FT	FTA	Pct	Off	Def	Tot	Avg	PF	FO	A	TO	Blk	Stl	Pts	Avg
1991-92	28	28	932	33.3	107	299	.358	84	241	.349	28	37	.757	10	71	81	2.9	50	1	102	104	11	60	326	11.6
1992-93	26	15	532	20.5	46	146	.315	30	111	.270	12	14	.857	10	28	38	1.5	35	1	39	38	7	41	134	5.2
1993-94	26	2	724	27.8	100	288	.347	79	244	.324	19	27	.704	29	75	104	4.0	64	2	60	45	9	42	298	11.5
1994-95	27	27	874	32.4	90	281	.320	46	198	.232	18	38	.474	33	83	116	4.3	65	4	84	56	9	61	244	9.0
<b>Career</b>	<b>107</b>	<b>72</b>	<b>3062</b>	<b>28.6</b>	<b>343</b>	<b>1014</b>	<b>.338</b>	<b>239</b>	<b>794</b>	<b>.301</b>	<b>77</b>	<b>116</b>	<b>.664</b>	<b>82</b>	<b>257</b>	<b>339</b>	<b>3.2</b>	<b>214</b>	<b>8</b>	<b>285</b>	<b>243</b>	<b>36</b>	<b>204</b>	<b>1002</b>	<b>9.4</b>

Tolliver, Lakesha	GP	GS	Min	Avg	FG	FGA	Pct	3FG	FGA	Pct	FT	FTA	Pct	Off	Def	Tot	Avg	PF	FO	A	TO	Blk	Stl	Pts	Avg
2003-04	1	0	4	4.0	0	1	.000	0	0	—	0	0	.000	1	1	2	2.0	0	0	0	0	0	0	0	0.0
2004-05	24	3	232	9.7	21	55	.382	0	1	.000	17	28	.607	17	38	55	2.3	31	0	4	21	42	7	59	2.5
2005-06	28	1	370	13.2	69	132	.523	0	0	—	46	76	.605	33	53	86	3.1	61	3	25	49	28	18	184	6.6
2006-07	33	8	518	15.7	91	216	.421	0	1	.000	70	110	.636	59	79	138	4.2	85	2	32	55	60	27	252	7.6
2007-08	26	20	524	20.2	91	199	.457	1	1	1.000	59	88	.670	38	96	134	5.2	70	2	34	69	47	22	242	9.3
<b>Career</b>	<b>112</b>	<b>32</b>	<b>1648</b>	<b>14.7</b>	<b>272</b>	<b>603</b>	<b>.451</b>	<b>1</b>	<b>3</b>	<b>.333</b>	<b>192</b>	<b>302</b>	<b>.636</b>	<b>148</b>	<b>267</b>	<b>415</b>	<b>3.7</b>	<b>247</b>	<b>7</b>	<b>95</b>	<b>194</b>	<b>177</b>	<b>74</b>	<b>737</b>	<b>6.6</b>

Troina, Tatyana	GP	GS	Min	Avg	FG	FGA	Pct	3FG	FGA	Pct	FT	FTA	Pct	Off	Def	Tot	Avg	PF	FO	A	TO	Blk	Stl	Pts	Avg
2000-01	28	18	669	23.9	104	267	.390	44	138	.319	47	63	.746	62	63	125	4.5	66	2	45	64	9	24	299	10.7
2001-02	31	4	566	18.3	86	210	.410	48	135	.356	15	24	.625	45	48	93	3.0	59	1	34	46	7	25	235	7.6
<b>Career</b>	<b>59</b>	<b>22</b>	<b>1235</b>	<b>20.9</b>	<b>190</b>	<b>477</b>	<b>.398</b>	<b>92</b>	<b>273</b>	<b>.337</b>	<b>62</b>	<b>87</b>	<b>.713</b>	<b>107</b>	<b>111</b>	<b>218</b>	<b>3.7</b>	<b>125</b>	<b>3</b>	<b>79</b>	<b>110</b>	<b>16</b>	<b>49</b>	<b>534</b>	<b>9.1</b>

Ujhelyi, Petra	GP	GS	Min	Avg	FG	FGA	Pct	3FG	FGA	Pct	FT	FTA	Pct	Off	Def	Tot	Avg	PF	FO	A	TO	Blk	Stl	Pts	Avg
1999-2000	28	24	732	26.1	70	179	.391	1	8	.125	33	44	.750	54	126	180	6.4	79	1	56	66	27	43	174	6.2
2000-01	28	26	651	23.3	96	207	.464	0	2	.000	44	81	.543	53	124	177	6.3	89	5	42	59	23	33	236	8.4
2001-02	32	28	830	25.9	93	215	.433	0	6	.000	32	66	.485	58	131	189	5.9	87	3	64	56	45	57	218	6.8
2002-03	31	31	1067	34.4	155	343	.452	5	17	.294	47	89	.528	90	198	288	9.3	84	5	102	80	48	49	362	11.7
<b>Career</b>	<b>119</b>	<b>109</b>	<b>3280</b>	<b>27.6</b>	<b>414</b>	<b>944</b>	<b>.439</b>	<b>6</b>	<b>33</b>	<b>.182</b>	<b>156</b>	<b>280</b>	<b>.557</b>	<b>255</b>	<b>579</b>	<b>834</b>	<b>7.0</b>	<b>339</b>	<b>14</b>	<b>264</b>	<b>261</b>	<b>143</b>	<b>182</b>	<b>990</b>	<b>8.3</b>

Walker, Candace	GP	GS	Min	Avg	FG	FGA	Pct	3FG	FGA	Pct	FT	FTA	Pct	Off	Def	Tot	Avg	PF	FO	A	TO	Blk	Stl	Pts	Avg
1975-76	5				2	5	.400				1	3	.333			4	0.8							5	1.0
1976-77	22				13	41	.317				5	10	.500			34	1.5	19	0	2		5	3	31	1.4
1977-78	7	0			2	4	.500				3	4	.750			10	1.4	7	0	1	4	0	1	7	1.0
<b>Career</b>	<b>34</b>				<b>17</b>	<b>50</b>	<b>.340</b>				<b>9</b>	<b>17</b>	<b>.529</b>			<b>48</b>	<b>1.4</b>	<b>26</b>	<b>0</b>	<b>3</b>	<b>4</b>	<b>5</b>	<b>4</b>	<b>43</b>	<b>1.3</b>

Walker, Sally	GP	GS	Min	Avg	FG	FGA	Pct	3FG	FGA	Pct	FT	FTA	Pct	Off	Def	Tot	Avg	PF	FO	A	TO	Blk	Stl	Pts	Avg
1975-76	12				28	86	.326				10	16	.625			42	3.5							66	5.5
<b>Career</b>	<b>12</b>				<b>28</b>	<b>86</b>	<b>.326</b>				<b>10</b>	<b>16</b>	<b>.625</b>			<b>42</b>	<b>3.5</b>							<b>66</b>	<b>5.5</b>

Walling, Jean	GP	GS	Min	Avg	FG	FGA	Pct	3FG	FGA	Pct	FT	FTA	Pct	Off	Def	Tot	Avg	PF	FO	A	TO	Blk	Stl	Pts	Avg
1977-78	34	24			162	330	.491				39	64	.609			302	8.9	63	0	55	99	31	46	363	10.7
1978-79	37				191	388	.492				84	123	.683			269	7.3							466	12.6
1979-80	36				98	217	.452				38	49	.776			183	5.1	73	1	53	35	12	28	234	6.5
<b>Career</b>	<b>107</b>	<b>24</b>			<b>451</b>	<b>935</b>	<b>.482</b>				<b>161</b>	<b>236</b>	<b>.682</b>			<b>754</b>	<b>7.0</b>	<b>136</b>	<b>1</b>	<b>108</b>	<b>134</b>	<b>43</b>	<b>74</b>	<b>1063</b>	<b>9.9</b>

Wells, Amy	GP	GS	Min	Avg	FG	FGA	Pct	3FG	FGA	Pct	FT	FTA	Pct	Off	Def	Tot	Avg	PF	FO	A	TO	Blk	Stl	Pts	Avg
1995-96	6	0	42	7.0	8	15	.533	0	0	—	2	4	.500	9	12	21	3.5	5	0	0	6	0	4	18	3.0
<b>Career</b>	<b>6</b>	<b>0</b>	<b>42</b>	<b>7.0</b>	<b>8</b>	<b>15</b>	<b>.533</b>	<b>0</b>	<b>0</b>	<b>—</b>	<b>2</b>	<b>4</b>	<b>.500</b>	<b>9</b>	<b>12</b>	<b>21</b>	<b>3.5</b>	<b>5</b>	<b>0</b>	<b>0</b>	<b>6</b>	<b>0</b>	<b>4</b>	<b>18</b>	<b>3.0</b>

Wheaton, Krysti	GP	GS	Min	Avg	FG	FGA	Pct	3FG	FGA	Pct	FT	FTA	Pct	Off	Def	Tot	Avg	PF	FO	A	TO	Blk	Stl	Pts	Avg
1982-83	20	0	122	6.1	12	37	.324				4	14	.286			25	1.3	19	0	3	15	2	2	28	1.4
<b>Career</b>	<b>20</b>	<b>0</b>	<b>122</b>	<b>6.1</b>	<b>12</b>	<b>37</b>	<b>.324</b>				<b>4</b>	<b>14</b>	<b>.286</b>			<b>25</b>	<b>1.3</b>	<b>19</b>	<b>0</b>	<b>3</b>	<b>15</b>	<b>2</b>	<b>2</b>	<b>28</b>	<b>1.4</b>

Wheeler, Sada	GP	GS	Min	Avg	FG	FGA	Pct	3FG	FGA	Pct	FT	FTA	Pct	Off	Def	Tot	Avg	PF	FO	A	TO	Blk	Stl	Pts	Avg
2008-09	6	0	67	11.2	10	23	.435	0	0	—	2	5	.400	10	5	15	2.5	10	0	0	7	4	1	22	3.7
<b>Career</b>	<b>6</b>	<b>0</b>	<b>67</b>	<b>11.2</b>	<b>10</b>	<b>23</b>	<b>.435</b>	<b>0</b>	<b>0</b>	<b>—</b>	<b>2</b>	<b>5</b>	<b>.400</b>	<b>10</b>	<b>5</b>	<b>15</b>	<b>2.5</b>	<b>10</b>	<b>0</b>	<b>0</b>	<b>7</b>	<b>4</b>	<b>1</b>	<b>22</b>	<b>3.7</b>

White, Zenovia	GP	GS	Min	Avg	FG	FGA	Pct	3FG	FGA	Pct	FT	FTA	Pct	Off	Def	Tot	Avg	PF	FO	A	TO	Blk	Stl	Pts	Avg
1996-97	27	27	630	23.3	61	167	.365	0	2	.000	19	39	.487	58	44	102	3.8	72	3	28	74	4	30	141	5.2
1997-98	28	28	805	28.8	75	181	.414	0	6	.000	21	40	.525	74	52	126	4.5	99	7	53	74	2	25	171	6.1
<b>Career</b>	<b>55</b>	<b>55</b>	<b>1435</b>	<b>26.1</b>	<b>136</b>	<b>348</b>	<b>.391</b>	<b>0</b>	<b>8</b>	<b>.000</b>	<b>40</b>	<b>79</b>	<b>.506</b>	<b>132</b>	<b>96</b>	<b>228</b>	<b>4.1</b>	<b>171</b>	<b>10</b>	<b>81</b>	<b>148</b>	<b>6</b>	<b>55</b>	<b>312</b>	<b>5.7</b>

Wiggins, Beth	GP	GS	Min	Avg	FG	FGA	Pct	3FG	FGA	Pct	FT	FTA	Pct	Off	Def	Tot	Avg	PF	FO	A	TO	Blk	Stl	Pts	Avg
1974-75	8				0	2	.000				1	4	.250			1	0.1	6</							

# LETTERWINNER STATISTICS THE TIME IS NOW

12  
11  
10  
09  
08  
07  
06  
05  
04  
03  
02  
01  
00

<b>Williams, Lisa</b>	GP	GS	Min	Avg	FG	FGA	Pct	3FG	FGA	Pct	FT	FTA	Pct	Off	Def	Tot	Avg	PF	FO	A	TO	Blk	Stl	Pts	Avg
1995-96	28	9	621	22.2	82	234	.350	24	75	.320	32	50	.640	38	56	94	3.4	55	0	54	65	10	38	220	7.9
1996-97	27	25	724	26.8	83	231	.359	16	64	.250	79	99	.798	41	66	107	4.0	67	0	57	115	7	48	261	9.7
1997-98	28	28	880	31.4	127	350	.363	26	109	.239	66	92	.717	58	78	136	4.9	105	7	103	99	9	64	346	12.4
1998-99	27	26	774	28.7	95	264	.360	33	111	.297	49	73	.671	51	50	101	3.7	84	6	99	83	3	63	272	10.1
<b>Career</b>	<b>110</b>	<b>88</b>	<b>2999</b>	<b>27.3</b>	<b>387</b>	<b>1079</b>	<b>.359</b>	<b>99</b>	<b>359</b>	<b>.276</b>	<b>226</b>	<b>314</b>	<b>.720</b>	<b>188</b>	<b>250</b>	<b>438</b>	<b>4.0</b>	<b>311</b>	<b>13</b>	<b>313</b>	<b>362</b>	<b>29</b>	<b>213</b>	<b>1099</b>	<b>10.0</b>

<b>Williams, Marsha</b>	GP	GS	Min	Avg	FG	FGA	Pct	3FG	FGA	Pct	FT	FTA	Pct	Off	Def	Tot	Avg	PF	FO	A	TO	Blk	Stl	Pts	Avg
1989-90	33	0	430	13.0	57	131	.435	0	0	—	42	65	.646	65	87	152	4.6	84	3	3	43	6	11	156	4.7
1990-91	31	30	947	30.5	209	440	.475	0	0	—	87	128	.680	126	177	303	9.8	95	4	24	85	19	17	505	16.3
1991-92	28	28	924	33.0	236	508	.465	0	0	—	126	200	.630	133	182	315	11.3	79	3	21	94	17	26	598	21.4
1992-93	24	22	771	32.1	131	310	.423	0	0	—	64	120	.533	103	153	256	10.7	60	2	14	72	16	26	326	13.6
<b>Career</b>	<b>116</b>	<b>80</b>	<b>3072</b>	<b>26.5</b>	<b>633</b>	<b>1389</b>	<b>.456</b>	<b>0</b>	<b>0</b>	<b>—</b>	<b>319</b>	<b>513</b>	<b>.622</b>	<b>427</b>	<b>599</b>	<b>1026</b>	<b>8.8</b>	<b>318</b>	<b>12</b>	<b>62</b>	<b>294</b>	<b>58</b>	<b>80</b>	<b>1585</b>	<b>13.7</b>

<b>Williams, Monica</b>	GP	GS	Min	Avg	FG	FGA	Pct	3FG	FGA	Pct	FT	FTA	Pct	Off	Def	Tot	Avg	PF	FO	A	TO	Blk	Stl	Pts	Avg
1983-84	30	1	468	15.6	59	133	.444				21	36	.583			89	2.9	55	1	28	43	9	34	139	4.6
1984-85	28	14	714	25.5	123	251	.490				23	40	.575			106	3.8	85	3	43	55	12	42	269	9.6
1985-86	6	6	184	30.6	27	53	.509				7	10	.700			39	6.5	19	1	16	19	1	10	61	10.2
1986-87	30	30	963	32.1	129	326	.396				55	72	.764			173	5.8	89	4	116	90	13	65	313	10.4
1987-88	32	30	899	28.1	113	268	.422	0	8	.000	49	65	.754	64	106	170	5.3	82	1	94	78	16	62	275	8.6
<b>Career</b>	<b>126</b>	<b>81</b>	<b>3228</b>	<b>25.6</b>	<b>451</b>	<b>1031</b>	<b>.437</b>	<b>0</b>	<b>8</b>	<b>.000</b>	<b>155</b>	<b>223</b>	<b>.695</b>	<b>64</b>	<b>106</b>	<b>577</b>	<b>4.6</b>	<b>330</b>	<b>10</b>	<b>297</b>	<b>285</b>	<b>51</b>	<b>213</b>	<b>1057</b>	<b>8.4</b>

<b>Williams, Tonia</b>	GP	GS	Min	Avg	FG	FGA	Pct	3FG	FGA	Pct	FT	FTA	Pct	Off	Def	Tot	Avg	PF	FO	A	TO	Blk	Stl	Pts	Avg
2008-09	11	1	127	11.5	23	46	.500	2	5	.400	11	19	.579	12	33	45	4.1	16	0	3	12	3	5	59	5.4
<b>Career</b>	<b>11</b>	<b>1</b>	<b>127</b>	<b>11.5</b>	<b>23</b>	<b>46</b>	<b>.500</b>	<b>2</b>	<b>5</b>	<b>.400</b>	<b>11</b>	<b>19</b>	<b>.579</b>	<b>12</b>	<b>33</b>	<b>45</b>	<b>4.1</b>	<b>16</b>	<b>0</b>	<b>3</b>	<b>12</b>	<b>3</b>	<b>5</b>	<b>59</b>	<b>5.4</b>

<b>Wolfe, Janice</b>	GP	GS	Min	Avg	FG	FGA	Pct	3FG	FGA	Pct	FT	FTA	Pct	Off	Def	Tot	Avg	PF	FO	A	TO	Blk	Stl	Pts	Avg
1975-76	21				71	157	.452				45	77	.584			137	6.5							187	8.9
1976-77	26				131	325	.403				55	111	.495			222	8.5	87	5	13		24	36	317	12.2
<b>Career</b>	<b>47</b>				<b>202</b>	<b>482</b>	<b>.419</b>				<b>100</b>	<b>188</b>	<b>.532</b>			<b>359</b>	<b>7.6</b>	<b>87</b>	<b>5</b>	<b>13</b>		<b>24</b>	<b>36</b>	<b>504</b>	<b>10.7</b>

<b>Woods, Teresa</b>	GP	GS	Min	Avg	FG	FGA	Pct	3FG	FGA	Pct	FT	FTA	Pct	Off	Def	Tot	Avg	PF	FO	A	TO	Blk	Stl	Pts	Avg
1974-75	20				15	38	.395				11	14	.786			13	0.7	17						41	2.1
<b>Career</b>	<b>20</b>				<b>15</b>	<b>38</b>	<b>.395</b>				<b>11</b>	<b>14</b>	<b>.786</b>			<b>13</b>	<b>0.7</b>	<b>17</b>						<b>41</b>	<b>2.1</b>

<b>Woolston, Suzanne</b>	GP	GS	Min	Avg	FG	FGA	Pct	3FG	FGA	Pct	FT	FTA	Pct	Off	Def	Tot	Avg	PF	FO	A	TO	Blk	Stl	Pts	Avg
1978-79	32				32	80	.400				10	15	.667			72	2.3							74	2.3
1979-80	34				94	250	.376				37	45	.822			86	2.5	84	3	75	79	5	65	225	6.6
<b>Career</b>	<b>66</b>				<b>126</b>	<b>330</b>	<b>.382</b>				<b>47</b>	<b>60</b>	<b>.783</b>			<b>158</b>	<b>2.4</b>	<b>84</b>	<b>3</b>	<b>75</b>	<b>79</b>	<b>5</b>	<b>65</b>	<b>299</b>	<b>4.5</b>

<b>Workman, Paula</b>	GP	GS	Min	Avg	FG	FGA	Pct	3FG	FGA	Pct	FT	FTA	Pct	Off	Def	Tot	Avg	PF	FO	A	TO	Blk	Stl	Pts	Avg
1974-75	15				19	39	.487				13	32	.406			52	3.5	26						51	3.4
1975-76	21				31	99	.313				14	43	.326			145	6.9							76	3.6
<b>Career</b>	<b>36</b>				<b>50</b>	<b>138</b>	<b>.362</b>				<b>27</b>	<b>75</b>	<b>.360</b>			<b>197</b>	<b>5.5</b>	<b>26</b>						<b>127</b>	<b>3.5</b>

<b>Zackery, Kellindra</b>	GP	GS	Min	Avg	FG	FGA	Pct	3FG	FGA	Pct	FT	FTA	Pct	Off	Def	Tot	Avg	PF	FO	A	TO	Blk	Stl	Pts	Avg
2006-07	29	1	352	12.1	48	125	.384	1	4	.250	24	39	.615	46	44	90	3.1	28	0	18	43	1	21	121	4.2
<b>Career</b>	<b>29</b>	<b>1</b>	<b>352</b>	<b>12.1</b>	<b>48</b>	<b>125</b>	<b>.384</b>	<b>1</b>	<b>4</b>	<b>.250</b>	<b>24</b>	<b>39</b>	<b>.615</b>	<b>46</b>	<b>44</b>	<b>90</b>	<b>3.1</b>	<b>28</b>	<b>0</b>	<b>18</b>	<b>43</b>	<b>1</b>	<b>21</b>	<b>121</b>	<b>4.2</b>



12	Martha Parker ..... 1986-89
	Lauren Simms ..... 2004-07
	Brantley Southers ..... 1982-86
	Lakesha Tolliver ..... 2004-08
	Candace Walker ..... 1976-78
	Jean Walling ..... 1978-80
	Suzanne Woolston ..... 1979-80
	<b>Cope</b>
	Janice Wolfe ..... 1976-77
	<b>Darlington</b>
	Charlene DuBose ..... 1975-76
10	<b>Duncan</b>
	Beverly Hawkins ..... 1988-91
	<b>Florence</b>
	Sharon Rivers ..... 1980-83
	<b>Gaffney</b>
	Shayla Wilkins ..... 1991-94
09	<b>Garden City</b>
	Beth Hunt ..... 1989-90
	<b>Graniteville</b>
	Sharon Gilmore ..... 1983-86
	<b>Hampton</b>
	Lori Joyner ..... 1989-93
08	<b>Hartsville</b>
	Shannon Johnson ..... 1993-96

	Malinda McDaniel ..... 1993-94
	<b>Heath Springs</b>
	Monica Williams ..... 1984-88
	<b>Holly Hill</b>
	<i>Imani Sellers ..... 2011-present</i>
	<b>Hopkins</b>
	Tonisha Reese ..... 2002-03
	<b>Inman</b>
	Chrishna Hill ..... 1999-2002
	<b>Irmo</b>
	Edith Cook ..... 1977
	Dawn Raab ..... 1985-88
	<b>Johnston</b>
	Betsy Scott ..... 1975-78
	<b>Lexington</b>
	Cindy Rawl ..... 1980-82
	<b>Manning</b>
	Tracey Parker ..... 1988-89
	<b>Marietta</b>
	Pam Adams ..... 1978
	<b>McBee</b>
	Karen Middleton ..... 1988-91
	<b>Moncks Corner</b>
	Marsha Williams ..... 1990-93

	<b>Mt. Pleasant</b>
	Lorraine Frazier ..... 1987-88
	<b>Myrtle Beach</b>
	Brit Canty ..... 1992-94
	Koretha Johnson ..... 2003
	<b>Orangeburg</b>
	Liz Conklin ..... 1977
	Tasha Cook ..... 2001
	<b>Pickens</b>
	Dixie Duncan ..... 1977
	<b>Spartanburg</b>
	Denise Nanney ..... 1975-77
	<b>St. Matthews</b>
	Rita Johnson ..... 1978-81
	<b>Sumter</b>
	Betsy James ..... 1977
	<b>Swansea</b>
	Shanta Jeffcoat ..... 1997-2000
	<b>Timmonsville</b>
	Katrina Anderson ..... 1978-79
	<b>West Columbia</b>
	Vania Redd ..... 2002-03
	<b>Whitmire</b>
	Martha Suber ..... 1975-76

<b>Tennessee</b>	
<b>Cleveland</b>	Trese Hickey ..... 1996
<b>Maryville</b>	Andrea Plemons ..... 2000
<b>Pigeon Forge</b>	Christi Timmons ..... 1992-95

<b>Texas</b>	
<b>Houston</b>	Kelsey Bone ..... 2010

<b>Virginia</b>	
<b>Dale City</b>	Shannon Segres ..... 1999-2002
<b>Fairfax</b>	Dissy Thompson ..... 1983-84
<b>Woodbridge</b>	Joyce Gilbert ..... 1977-78
	<i>Italics indicates player on 2011-12 roster</i>

## International

<b>Belarus</b>	
<b>Minsk</b>	Tatyana Troina ..... 2001-02
<b>Croatia</b>	
<b>New Zagreb</b>	Lea Fabbri ..... 2004-07
<b>Zagreb</b>	Iva Sliskovic ..... 2004-07
<b>Czech Republic</b>	
<b>Hradec Kralove</b>	Ilona Burgrova ..... 2005-08

<b>Fiji</b>	
<b>Suva</b>	Valerie Nainima ..... 2010-11
<b>Germany</b>	
<b>Wuppertal</b>	Daniela Strohm ..... 2001
<b>Hungary</b>	
<b>Budapest</b>	Viktoria Hollosy ..... 2000-01
	Petra Ujhelyi ..... 2000-03
<b>Pecs</b>	Ildiko Szakacs ..... 2001

<b>Poland</b>	
<b>Szamotoły</b>	Kasia Roszak ..... 2003-04
<b>Romania</b>	
<b>Bucharest</b>	Cristina Ciocan ..... 2001-04
<b>Cluj</b>	Larissa Kulcsar ..... 2004-07
<b>Russia</b>	
<b>St. Petersburg</b>	Olga Gritsaeva ..... 2003-06

<b>Sweden</b>	
<b>Stockholm</b>	Linda Hoglund ..... 2000-03
<b>Turkey</b>	
<b>Istanbul</b>	Nihan Anaz ..... 2001
<b>Yugoslavia</b>	
<b>Belgrade</b>	Ines Ajanovic ..... 1999-2002



# THE TIME IS NOW // // // // // LETTERWINNERS BY JERSEY NUMBER



Beth Hunt ..... 1989-90  
 Petra Ujhelyi ..... 2000-03  
*Imani Sellers* ..... 2011-present



Andrea Plemons ..... 2000  
 Nihan Anaz ..... 2001  
*Ebony Wilson* ..... 2010-present



Vania Redd ..... 2002-03  
 Stacy Booker ..... 2006-07



Amy McAlister ..... 1984, 1986  
 Tracey Parker ..... 1988-89  
 Koretha Johnson ..... 2003  
 Lauren Falohun ..... 2008-10  
*Ieasia Walker* ..... 2011-present



Lori Joyner ..... 1989-93  
 Melanie Murry ..... 2001-02  
 Samone Kennedy ..... 2008-11



Pam Reeves ..... 1981-82  
 Ines Ajanovic ..... 1999-2002  
 Lea Fabbri ..... 2004-07  
 Ashlie Billingslea ..... 2008  
 Kelsey Bone ..... 2010  
*Markeshia Grant* ..... 2011-present



Liz Conklin ..... 1977  
 Pam Adams ..... 1978  
 Cheryl Autry ..... 1979-80  
 Tina Buck ..... 1982  
 Lori Rowe ..... 1985  
 Natalie Howard ..... 1987-88  
 Kelly Morrone ..... 2000-04  
 C.J. Pace ..... 2008-09  
 Kayla Brewer ..... 2011



Edith Cook ..... 1977  
 Joyce Gilbert ..... 1978  
 Dawn Raab ..... 1985-88  
 Nicki Bass ..... 1991-94  
 Crishna Hill ..... 2000-02  
 Shannel Harris ..... 2004-07  
*La'Keisha Sutton* ..... 2009-present



Charlene DuBose ..... 1975  
 Betsy James ..... 1977  
 Rita Johnson ..... 1978-81  
 Brantley Southers ..... 1982-86  
 Michelle Murray ..... 1990-93  
 Sara Hadwin ..... 1997-98  
 Crishna Hill ..... 1999  
 Tasha Cook ..... 2001  
 Tonisha Reese ..... 2002  
 Sarah Burgess ..... 2003-05  
*Charenee Stephens* ..... 2009-10  
 Sharon Rivers ..... 1980-83

## Retired Number



**Martha Parker** ..... 1986-89

## Retired Number



Betsy Platte ..... 1977  
 Marsi McAlister ..... 1982-85  
 Larraine Frazier ..... 1987-88  
**Shannon Johnson** ..... 1993-96  
 Ildiko Szakacs ..... 2001  
 Olga Gritsaeva ..... 2003  
 Iva Sliskovic ..... 2004-07  
 Ieasia Walker ..... 2010



Philicia Allen ..... 1981-82  
 Malinda McDaniel ..... 1993-94  
 Cristina Ciocan ..... 2001-04  
 Ilona Burgrova ..... 2005-08



Martha Suber ..... 1975  
 Candace Walker ..... 1976, 1978  
 Joyce Gilbert ..... 1977  
 Maryann Chibbaro ..... 1980  
 Krysti Wheaton ..... 1983  
 Karen Middleton ..... 1988-91  
 Christi Timmons ..... 1992-95  
 Olga Gristaeva ..... 2004-06  
 Jasmine Payne ..... 2008



Brenda Paulk ..... 1977  
 Dawn Clark ..... 1978  
 Dissy Thompson ..... 1984  
 Laura Glass ..... 1985-88  
 Viktoria Hollosy ..... 2000-01  
 Tonisha Reese ..... 2003  
 Miranda Tate ..... 2009  
*Ashley Bruner* ..... 2010-present



Denise Nanney ..... 1977  
 Katrina Anderson ..... 1978-79  
 Monica Williams ..... 1984-88  
 Lisa Williams ..... 1996-99  
 Angela Hunter ..... 2005-06  
*Courtney Newton* ..... 2008-present



Dixie Duncan ..... 1977  
 Suzanne Woolston ..... 1979-80  
 Peggy Glass ..... 1985-88  
 Marsha Williams ..... 1990-93  
 Melanie Johnson ..... 2005-07  
 Brionna Dickerson ..... 2008-09



Paula Workman ..... 1976  
 Maureen McCauley ..... 1977  
 Sue Shue ..... 1978  
 Becky Parker ..... 1980-83  
 Ellen Gill ..... 1995  
 Donna Carr ..... 1996-98  
 Daniela Strohm ..... 2001  
 Ebony Jones ..... 2005  
 Demetress Adams ..... 2006-09  
 Marah Strickland ..... 2011



Candace Walker ..... 1977  
 Ruthann Burgun ..... 1978  
 Patt Dufficy ..... 1980-82  
 Gwen Lynch ..... 1983-85  
 Beverly Hawkins ..... 1988-91  
 Britt Canty ..... 1992-94  
 Ebony Jones ..... 2006-08

12  
11  
10  
09  
08  
07  
06  
05  
04  
03  
02  
01  
00

# LETTERWINNERS BY JERSEY NUMBER // // // // // THE TIME IS NOW



12 Betsy Scott ..... 1977  
 11 Jaima Oxley ..... 1978  
 Cindy Rawl ..... 1980, 1982  
 Tammy Harvey ..... 1984-87  
 Shayla Wilkins ..... 1991-94  
 Heather Godfrey ..... 1995-98  
 Tatyan Troina ..... 2001-02  
 Lauren Simms ..... 2004-07



Darcell Bell ..... 1978  
 Colleen Frost ..... 1983-85  
 Natalie Funderburk ..... 1993-96  
 Casie Key ..... 1997-2000  
 Jordan Jones ..... 2008



Cindy Kelly ..... 1993-96  
 Zenovia White ..... 1997-98  
 Lakesha Tolliver ..... 2004-08



Shanta Jeffcoat ..... 1997-2000



09  
 08 Dissy Thompson ..... 1983  
 Schonna Banner ..... 1987-90  
 Wendy Moss ..... 1991-94  
 Stacy Booker ..... 2004-05  
 Kellinda Zackery ..... 2007  
 Valerie Nainima ..... 2010-11



Mona Nance ..... 1982  
 Shannon Belcher ..... 1984  
 Ann Gardner ..... 1988-91  
 Audrey Ramsey ..... 1995-98  
 Shannon Segres ..... 1999-2002  
 Sada Wheeler ..... 2009  
 Elin Lewis ..... 1998



Jean Walling ..... 1978  
 Cynthia Jacobs ..... 1979-80  
 Nikki Miars ..... 1996-99



Evelyn Johnson ..... 1980-83  
 Lisa Diaz ..... 1987-90  
 Erica Gullett ..... 1993-94  
 Jewel May ..... 2008-11

## Retired Number



**Sheila Foster** ..... 1979-82



06  
 05 Betsy Scott ..... 1975-76, 1978  
 Janice Wolfe ..... 1977  
 Jean Walling ..... 1979-80  
 Frani Washington ..... 1981  
 Sharon Gilmore ..... 1983-86  
 Sherry David ..... 1988-91  
 Trese Hickey ..... 1996  
 Shaunzinski Gortman ..... 1999-2002  
 04 Brionna Dickerson ..... 2006-07  
 Tonia Williams ..... 2009



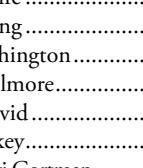
Treka McMillian ..... 1989-92  
 Amy Wells ..... 1996  
 Michelle Thomas ..... 1983



MaryJo Lorello ..... 1978  
 Medina Dixon ..... 1982  
 Mindy Ballou ..... 1983-86  
 Jenny Randall ..... 1992-95  
 Annie Lester ..... 1997-2000



Lisa Malichi ..... 1983  
 Rachell Lee ..... 1997-98  
 Linda Hogle ..... 2000-03  
 Larissa Kulcsar ..... 2004-07




Tenna Thompson ..... 1995-96  
 Teresa Geter ..... 2001-02  
 Kasia Roszak ..... 2003-04



Lynette Keppler ..... 1997  
 Jocelyn Penn ..... 1999-2003

**Bold** indicates player for whom number is retired



Renee Najarian ..... 1984-85





12	1/19	(11)	East Tennessee State	W	103-60
	1/21	(11)	Valdosta State	W	88-56
	1/23	(8)	#4 Tennessee	W	56-52
	1/26	(8)	East Carolina	W	97-54
	1/30	(7)	at Alabama	W	58-47
	2/2	(7)	#16 Clemson	W	88-72
11	2/4	(7)	Tennessee Tech	W	87-73
	2/8	(6)	vs. Michigan @	W	84-50
	2/9	(6)	at Penn State @	W	71-70
	2/13	(5)	at Old Dominion	L	56-81
	2/16	(5)	North Carolina	W	94-62
10	2/18	(5)	Ohio State	W	75-47
	2/21	(5)	at South Carolina State	L	74-85
	2/26	(7)	#8 NC State	W	76-62
	3/1	(7)	vs. #16 Clemson %	W	89-55
	3/4	(7)	Tennessee Tech +	W	68-62
	3/7	(7)	#3 Tennessee +	L	54-67
	3/8	(7)	#8 NC State +	W	68-55
09	3/12	(6)	at Southern Cal ∞	W	70-60
	3/15	(6)	at Northwestern ∞	W	64-61
	3/17	(6)	Stephen F. Austin ∞	W	63-56
	3/21	(4)	vs. #2 Tennessee #	L	72-75
	3/23	(4)	vs. Louisiana Tech #	W	77-69

@ Lady Lion Classic (University Park, Pa.)  
 % SCALAW State Championship (Florence S.C.)  
 + ALAW Region II Tournament (Columbia, S.C.)  
 ∞ ALAW Satellite Tournament  
 # ALAW National Tournament (Mt. Pleasant, Mich.)

## 1980-81 Head Coach Pam Parsons Overall Record: 13-17

12/1	(5)	at Virginia Tech	[W] L	78-42
12/3	(6)	Georgia Southern	[W] L	91-51
12/6	(6)	#19 Clemson	[W] L	86-67
12/8	(6)	vs. SMU @	[W] L	97-38
12/9	(6)	at Louisiana Tech @	[L] L	70-97
12/19	(8)	vs. San Francisco <	[L] L	55-57
12/20	(8)	vs. Kansas State <	[W] L	82-62
1/5	(10)	UCLA	[W] L	86-81
1/6	(10)	#7 NC State	[W] L	78-57
1/8	(10)	at Ohio State	[L] L	62-69
1/12	(10)	at #9 Tennessee	[L] L	54-65
1/15	(13)	Mercer	[W] L	82-54
1/21	(13)	Florida	W	86-48
1/24	(13)	at #9 Kentucky	L (ot)	65-70
1/27	(15)	at Louisville	W	80-62
1/29	(15)	Florida State	W	69-57
1/31	(15)	at Notre Dame	W	124-48
2/4	(13)	Florida A&M	W	100-51
2/7	(13)	at Clemson	L	70-78
2/9	(13)	at North Carolina	W	83-77
2/12	(15)	Old Dominion	W	74-64
2/14	(15)	Mississippi	W	87-70
2/16	(15)	#20 Auburn	W	91-69
2/19	(12)	at Memphis	W	76-73
2/21	(12)	at Tennessee Tech	L	66-67
2/23	(12)	District Of Columbia	W	97-63
2/28	(14)	at #16 Virginia	W	71-52
3/10		at #16 Clemson +	W	81-64
3/13		at Old Dominion +	L	71-73
3/14		vs. #10 Kentucky +	L	69-87

@ Lady Techster Classic (Ruston, La.)  
 < UCLA Classic (Los Angeles, Calif.)  
 + ALAW Region II Tournament (Clemson S.C./Norfolk, Va.)

## 1981-82 Head Coach Pam Parsons (7-0) Interim Head Coach Terry Kelly (16-8) Overall Record: 23-8 • NCAA Tournament Participant •

11/28	(4)	vs. William Penn @	W	75-56
11/29	(3)	at Kansas State @	W	81-65
12/3	(3)	at Hawaii	W	89-52
12/4	(3)	at Hawaii	W	74-46
12/12	(3)	at #17 Clemson	W	82-74
12/19	(3)	at Pittsburgh	W	73-60
12/22	(2)	Tennessee Tech	W	83-57
1/2	(2)	at Saint Joseph's	W	50-48
1/5	(2)	at Mercer	W	56-50
1/6	(2)	Rutgers	W	84-74
1/8	(2)	Louisiana Tech	L	58-71
1/11	(4)	at Auburn	L	50-65
1/13	(4)	at DePaul	L	72-80
1/18	(9)	East Tennessee State	W	64-63
1/20	(9)	at Alabama	L	55-59
1/25	(12)	Tennessee	L	81-87
1/27	(12)	at Florida State	W	82-81
1/30	(12)	at #16 Georgia	L (ot)	75-82
2/1	(17)	Georgia Southern	W	84-64
2/6	(17)	Clemson	W (ot)	99-91
2/10	(19)	#10 Memphis	W	92-67
2/13	(19)	#11 Kentucky	W	91-81
2/15	(15)	at Penn State	W	77-76
2/17	(15)	Georgia State	W	77-47
2/19	(15)	Stetson	W	98-49
2/20	(15)	Notre Dame	W	76-54
2/25	(13)	at Old Dominion	L	63-84
2/27	(13)	at East Carolina	W	86-81
3/6	(14)	at #10 NC State	W	71-70
3/14	(12)	East Carolina \$	W	79-54
3/18	(12)	vs. #14 Kentucky \$	L	69-73

@ Converse Little Apple Classic (Manhattan, Kan.)  
 \$ NCAA Tour., Midwest Region (Columbia, S.C./Ruston, La.)

## 1982-83 Head Coach Terry Kelly Overall Record: 16-12

11/29	(13)	Appalachian State	W	95-59
12/3	(13)	at Detroit @	W	75-47
12/4	(13)	vs. #4 Tennessee @	L	62-84
12/8	(15)	Clemson	W	73-58
12/11	(15)	#12 NC State	W (ot)	81-76
1/4	(14)	at Rutgers	L	69-90
1/8	(14)	Marshall	W	87-62
1/10	(19)	at Memphis	L	67-79
1/13	(19)	at SMU	W	81-62
1/15	(19)	at Louisiana Tech	L	54-94
1/18		Penn State	W	66-63
1/21		Mercer <	W	92-70
1/22		#9 Georgia <	L	72-74
1/24		at Clemson	L	73-89
1/29		at Georgia State	W	85-68
2/2		at #7 Kentucky	L	77-89
2/5		at #20 Auburn	L	38-56
2/7		Francis Marion	W	95-89
2/10		New Orleans	W	77-67
2/14		at East Tennessee State	L	59-70
2/16		at #4 Tennessee	L	67-87
2/19		UAB	W	73-71
2/23		at Charlotte	L	72-77
2/26		at Stetson	W	74-69
2/27		at Fla. International	W	87-73
2/28		at Miami (Fla.)	W	66-56
3/2		DePaul	W	79-58
3/5		Old Dominion	L	60-72

@ Coca-Cola Classic (Detroit, Mich.)  
 < Nike Carolina Classic (Columbia, S.C.)

## 1983-84 Head Coach Terry Kelly Overall Record: 18-12 Metro Conference Record: 7-3

11/29		South Carolina State	W	69-58
12/3		at #19 Clemson	L	77-80
12/5		at Appalachian State	W	80-60
12/7		at #14 NC State	L	74-80
12/10		Kentucky	L	69-77
12/17		Western Carolina	W	84-59
12/29		Indiana	W	83-76
1/15		at Marshall	L	80-89
1/17		at Cincinnati *	L	77-80
1/21		Pittsburgh	W	78-68
1/23		at Tulane *	W	79-74
1/25		at Southern Miss *	W	82-78
1/28		East Carolina	W	67-51
1/30		#10 Auburn	W	65-64
2/1		Georgia Southern	W	83-61
2/4		Louisville *	L	63-66
2/6		Florida State *	W	69-62
2/8		#7 Tennessee	L	66-71
2/11		#19 Clemson	L	73-81
2/12		Cincinnati *	W	112-102
2/14		Memphis *	W	75-59
2/18		Virginia Tech *	W	89-74
2/20		at Francis Marion	L	72-73
2/22		at Louisville *	L	74-79
2/25		at East Carolina	W	64-55
2/27		Charlotte	W	79-63
3/3		at Virginia Tech *	W	80-70
3/5		vs. Tulane =	W	74-64
3/6		vs. Memphis =	L	60-64
3/7		vs. Virginia Tech =	L	76-89

\* Metro Conference Game  
 = Metro Conference Tournament (Cincinnati, Ohio)

## 1984-85 Head Coach Nancy Wilson Overall Record: 18-10 Metro Conference Record: 8-3

11/28		at South Carolina State	W	59-50
11/30		at Indiana	W	74-67
12/1		at Kentucky	L	62-75
12/5		Clemson	L	62-70
12/15		East Carolina	W	68-54
12/20		#10 Virginia	L	68-70
12/28		SMU @	W	85-53
12/29		Mississippi St. @	W	84-60
1/2		at East Carolina	W	83-61
1/9		#12 Auburn	L	50-61
1/10		Southern Miss *	W	70-67
1/12		Tulane *	W	75-67
1/16		at Old Dominion	L	72-79
1/19		at Florida State *	W	70-61
1/21		Cheyney State	W	73-60
1/24		at Cincinnati *	W	78-77
1/25		at Louisville *	W	73-72
1/30		at #20 Memphis *	L	54-57
2/2		at Virginia Tech *	L	58-59
2/4		at Georgia Southern	W	81-61
2/7		Louisville *	W	90-73
2/9		Cincinnati *	W	80-65
2/12		at UAB	W	79-64
2/18		at #20 Tennessee	L	58-66
2/21		Virginia Tech *	W	76-72
2/25		at Clemson	L	61-83



# THE TIME IS NOW YEAR-BY-YEAR RESULTS

3/3	vs. Tulane =	W	76-66
3/4	at Southern Miss =	L	80-87
<i>@ Carolina Classic (Columbia, S.C.)</i>			
<i>* Metro Conference Game</i>			
<i>= Metro Conference Tournament (Hattiesburg, Miss.)</i>			

**1985-86**  
**Head Coach Nancy Wilson**  
**Overall Record: 19-11**  
**Metro Conference Record: 9-1**  
**• NCAA Tournament Participant •**

11/22	South Carolina State	W	68-53
11/25	at UNLV	L	62-77
12/2	#20 NC State	L	55-66
12/7	at Clemson	L	61-62
12/14	at #19 North Carolina	L	71-72
12/21	at #6 Virginia	L	58-85
12/29	Northern Illinois	W	86-66
1/2	Florida State *	W	81-57
1/4	Memphis *	W	69-62
1/6	#11 Tennessee	L	54-70
1/8	at New Orleans	L (ot)	73-79
1/11	at Tulane @	W	72-67
1/13	at Southern Miss *	L	62-63
1/15	at Mississippi St.	L	51-57
1/18	Charlotte	W	76-58
1/22	at #2 Georgia	L	70-93
1/25	Cincinnati *	W	67-63
1/27	Louisville *	W	83-77
2/1	at Virginia Tech *	W	92-83
2/3	Clemson	W	86-72
2/8	at Louisville *	W	80-67
2/10	at Cincinnati *	W	80-56
2/12	Old Dominion	W	65-57
2/15	Virginia Tech *	W	69-53
2/17	Central Florida	W	90-67
2/19	at Berry College	W	96-65
2/24	UNC Asheville	W	111-36
3/2	Virginia Tech =	W	67-54
3/3	Cincinnati =	W	61-48
3/12	Middle Tennessee St. \$	L (ot)	77-78

*@ Designated Metro Conference Game*  
*\* Metro Conference Game*  
*= Metro Conference Tournament (Columbia, S.C.)*  
*\$ NCAA Tournament, Mideast Region (Columbia, S.C.)*

**1986-87**  
**Head Coach Nancy Wilson**  
**Overall Record: 18-12**  
**Metro Conference Record: 8-4**

11/28	vs. East Carolina @	W	61-55
11/29	at Georgia Southern @	W	68-51
12/2	at Charlotte	L	55-61
12/4	at #20 NC State	L	42-63
12/6	at Clemson	W	74-65
12/8	Georgia Southern	W	64-60
1/2	#11 Georgia	L	56-69
1/5	at Virginia Tech *	W	60-52
1/7	Marshall	W	66-57
1/9	Cincinnati *	W	86-57
1/12	Louisville *	L	68-69
1/14	at Old Dominion	L	51-77
1/19	at Florida State *	W	63-56
1/22	New Orleans	L	53-54
1/24	at Memphis *	W	78-68
1/26	at Southern Miss *	L	53-55
1/28	North Carolina	L	46-57
2/2	Virginia Tech *	L	65-69
2/7	at Cincinnati *	W	69-60
2/9	at Louisville *	W	52-51

2/11	Clemson	W	57-54
2/14	Memphis *	L	66-70
2/16	Florida State *	W	64-61
2/19	at #9 Tennessee	L	56-80
2/23	Southern Miss *	W	61-46
2/28	Georgia State	W	96-66
3/2	Furman	W	81-63
3/5	vs. Cincinnati =	W	77-46
3/6	at Virginia Tech =	W	59-55
3/7	vs. Southern Miss =	L	66-68

*@ Lady Eagle Classic (Statesboro, Ga.)*  
*\* Metro Conference Game*  
*= Metro Conference Tournament (Blacksburg, Va.)*

**1987-88**  
**Head Coach Nancy Wilson**  
**Overall Record: 23-11**  
**Metro Conference Record: 10-2**  
**• NCAA Tournament Participant •**

11/27	vs. Drake @	W	78-49
11/28	vs. #3 Auburn @	L	52-88
12/3	at Northern Illinois	W	83-71
12/1	Charlotte	W	73-63
12/12	at North Carolina	L	73-77
12/16	Appalachian State	L	66-68
12/19	at Georgia Southern	W	76-72
1/2	NC State	L	68-71
1/4	East Carolina	W	71-53
1/11	at Cincinnati *	W	71-44
1/13	at Louisville *	W	57-55
1/16	Southern Miss *	W	76-61
1/18	Memphis *	W	80-62
1/20	#4 Tennessee	L	80-85
1/25	at Florida State *	W	85-55
1/30	Clemson	L	60-62
2/1	Virginia Tech *	W	75-44
2/3	at #13 Georgia	L	60-82
2/6	Louisville *	W	55-45
2/8	Cincinnati *	W	55-53
2/10	at Clemson	L	62-72
2/13	at Southern Miss *	L	70-82
2/15	at Memphis *	L	69-84
2/18	at Furman	W	83-64
2/22	Florida State *	W	96-86
2/26	at Alaska-Anchorage <	W	78-60
2/27	vs. Western Kentucky <	W	65-64
2/28	vs. UNLV <	W	98-97
3/5	at Virginia Tech *	W	73-69
3/7	at Marshall	W	70-58
3/11	vs. Southern Miss =	W (ot)	86-77
3/12	vs. Memphis =	W	81-70
3/16	Alabama \$	W	77-63
3/20	at #4 Texas \$	L	58-77

*@ Sunshine Classic (Orlando, Fla.)*  
*\* Metro Conference Game*  
*< Northern Lights Invitational (Anchorage, Alaska)*  
*= Metro Conference Tournament (Tallahassee, Fla.)*  
*\$ NCAA Tourn., Midwest Region (Columbia, S.C./Austin, Texas)*

**1988-89**  
**Head Coach Nancy Wilson**  
**Overall Record: 23-7**  
**Metro Conference Record: 10-2**  
**• NCAA Tournament Participant •**

11/26	vs. Rhode Island @	W	92-55
11/27	vs. Holy Cross @	W	80-75
12/3	at Appalachian State	W	98-64
12/8 (19)	at Charlotte	W	89-71
12/12 (18)	Georgia Southern	W	89-68
12/14 (18)	South Carolina State	W	110-58

1/4 (17)	North Carolina	W	98-71
1/7 (17)	Memphis *	W	97-72
1/9 (16)	Southern Miss *	W	85-50
1/12 (16)	#6 Georgia	L	73-82
1/14 (16)	at Louisville *	W	81-74
1/16 (15)	at Cincinnati *	W	63-61
1/19 (15)	Old Dominion	L	66-67
1/23 (16)	Florida State *	W	99-82
1/26 (16)	Clemson	W	64-62
1/28 (16)	at Clemson	L	67-74
1/30 (17)	Virginia Tech *	W	86-52
2/2 (17)	at #2 Tennessee	L	54-60
2/4 (17)	at Memphis *	W	81-53
2/6 (16)	at Southern Miss *	L	89-91
2/13 (18)	Cincinnati *	W	58-48
2/15 (18)	at #13 NC State	W	67-62
2/18 (18)	Louisville *	W	89-59
2/20 (14)	at Florida State *	W	76-68
2/25 (14)	at Virginia Tech *	L	59-63
2/27 (17)	at East Carolina	W	84-59
3/1 (17)	DePaul	W	85-56
3/10 (17)	vs. Cincinnati =	W	63-60
3/11 (17)	vs. Southern Miss =	W	92-65
3/15 (17)	Tennessee Tech \$	L	73-77

*@ at Worcester, Mass.*  
*\* Metro Conference Game*  
*= Metro Conference Tournament (Memphis, Tenn.)*  
*\$ NCAA Tournament, Midwest Region (Columbia, S.C.)*

**1989-90**  
**Head Coach Nancy Wilson**  
**Overall Record: 24-9**  
**Metro Conference Record: 13-1**  
**• NCAA Tournament "Sweet 16" •**

11/28 (17)	at #6 Auburn	L	61-78
12/2 (17)	vs. Wright State @	W	86-45
12/3 (17)	at Northern Illinois @	W (ot)	87-84
12/5 (17)	#5 DePaul	L	58-63
12/9 (17)	Clemson	W	82-64
12/29 (20)	vs. #4 Iowa <	W	82-76
12/30 (20)	vs. #3 Georgia <	L	64-76
1/6 (18)	Tulane *	W	86-52
1/8 (18)	Clemson	W	74-52
1/12 (18)	at South Carolina State	W	94-50
1/13 (18)	Cincinnati *	W	81-41
1/15 (17)	Louisville *	W	65-52
1/20 (17)	#24 Old Dominion	W	75-54
1/22 (18)	Florida State *	W	75-72
1/25 (18)	#3 Tennessee	L	69-70
1/27 (18)	Memphis *	W	79-65
1/29 (15)	#18 Southern Miss *	L	67-69
1/31 (15)	#11 NC State	L	65-90
2/3 (15)	at Tulane *	W	76-55
2/5 (19)	Virginia Tech *	W	72-47
2/10 (19)	at Cincinnati *	W	64-46
2/12 (19)	at Louisville *	W	74-64
2/15 (19)	at #7 Georgia	L	57-72
2/17 (19)	Memphis *	W	90-55
2/21 (20)	at Virginia Tech *	W	67-59
2/26 (17)	#20 Southern Miss *	W	82-72
3/1 (17)	at Florida State *	W	75-59
3/8 (17)	vs. Tulane =	W	71-62
3/9 (17)	vs. Louisville =	W	80-60
3/10 (17)	vs. #22 Southern Miss =	L (2ot)	88-95
3/14 (19)	Bowling Green \$	W	93-50
3/17 (19)	at #13 Northwestern \$	W	76-67
3/22 (19)	vs. #3 Washington \$	L	61-73

*@ Central Fastbreak Fest (DeKalb, Ill.)*  
*< Super Shootout (Hilton Head Island, S.C.)*  
*\* Metro Conference Game*  
*= Metro Conference Tournament (Cincinnati, Ohio)*  
*\$ NCAA Tourn., Mideast Region (Columbia, S.C./Evanston, Ill./Iowa City, Iowa)*

12  
11  
10  
09  
08  
07  
06  
05  
04  
03  
02  
01  
00

## 1990-91

Head Coach Nancy Wilson

Overall Record: 22-9

Metro Conference Record: 12-2

• NCAA Tournament Participant •

11/23 (22)	vs. #7 Texas Tech @	W	67-65
11/24 (22)	vs. #8 NC State @	L	58-62
11/25 (22)	at Hawaii @	W	81-61
12/1 (25)	Georgia Southern	W	82-52
12/8 (22)	#17 Clemson	L	40-73
12/11	#3 Georgia	L	56-74
12/29	#3 Auburn	W	83-76
1/3	Memphis *	W	80-69
1/5	at Coastal Carolina <	W	86-51
1/6	vs. North Carolina <	W	76-69
1/10	VCU	W	69-64
1/12	Louisville *	W	75-67
1/14	Cincinnati *	W	53-47
1/16	#17 Clemson	W	75-62
1/19	at Virginia Tech *	L	67-69
1/21	#25 Florida State *	L	60-69
1/24	at #4 Tennessee	L	61-77
1/26	Tulane *	W	73-49
1/28	Southern Miss *	W	78-63
1/31	at #6 NC State	L	59-72
2/4	at #22 Florida State * W (2ot)		92-91
2/9	Louisville *	W	66-62
2/11	at Cincinnati *	W	81-58
2/16	Virginia Tech *	W	66-51
2/18	Memphis *	W	96-49
2/23	at Tulane *	W	79-73
2/25	at Southern Miss *	W	85-74
3/4	vs. Tulane =	W	80-44
3/5	vs. Southern Miss =	W	70-59
3/6	vs. Florida State =	L	53-54
3/13	at Vanderbilt \$	L	64-73

@ Times Rainbow Classic (Honolulu, Hawaii)

< Coastal Carolina Invitational (Myrtle Beach, S.C.)

\* Metro Conference Game

= Metro Conference Tournament (Louisville, Ky.)

\$ NCAA Tournament, Mideast Region (Nashville, Tenn.)

## 1991-92

Head Coach Nancy Wilson

Overall Record: 13-15

SEC Record: 2-9

11/29	vs. Louisville @	L	47-74
11/30	at Maine @	W	56-53
12/3	Kentucky *	L	63-75
12/6	at Charleston Southern	W	86-26
12/7	at C. of Charleston	L	63-66
12/19	vs. Georgia State <	W	57-56
12/20	at UAB <	W (ot)	71-68
12/28	vs. East Tennessee State -	W	79-54
12/29	at Richmond -	L	55-65
12/31	#4 Vanderbilt *	W	72-65
1/4	at #23 LSU *	L	57-62
1/7	at East Tennessee State	W	75-65
1/9	Charlotte	L	52-69
1/11	Alabama *	L	74-80
1/15	#2 Tennessee *	L	58-78
1/18	at #25 Georgia *	L	62-63
1/22	Furman	W	60-53
1/25	#8 Mississippi *	L	67-69
1/30	Old Dominion	W	64-51
2/1	at Arkansas *	L	51-58
2/3	Georgia Southern	W	67-24
2/8	at Florida *	W	66-50
2/12	at #23 Clemson	L	69-81
2/19	South Carolina State	W	72-55

2/22	at Mississippi St. *	L	42-58
2/26	Memphis	W	61-50
3/1	at Auburn *	L	44-71
3/6	vs. #12 Vanderbilt ^	L	47-58

@ Downeast Classic (Bangor, Maine)

\* Southeastern Conference Game

< Lady Blazer Classic (Birmingham, Ala.)

- Richmond Invitational (Richmond, Va.)

^ SEC Tournament (Albany, Ga.)

## 1992-93

Head Coach Nancy Wilson

Overall Record: 17-10

SEC Record: 5-6

12/1	C. of Charleston	W	78-72
12/4	vs. Nebraska @	L	51-63
12/5	vs. Yale @	W	64-57
12/7	Charleston Southern	W	75-43
12/9	at Kentucky *	L	55-76
12/28	vs. Holy Cross <	L	66-74
12/29	at St. Peter's <	L	55-67
1/2	LSU *	W	66-56
1/4	South Carolina State	W	81-63
1/7	Mississippi St. *	W	72-61
1/9	at Alabama *	L	67-82
1/12	at Old Dominion	W	67-65
1/16	Georgia *	W	77-57
1/20	at Furman	W	56-49
1/23	at Mississippi *	L	57-81
1/25	at Memphis	W	73-68
1/27	East Tennessee State	W	86-53
1/30	Arkansas *	W	76-51
2/3	#19 Clemson	W	55-54
2/6	Florida *	L	53-74
2/10	at Charlotte	W	62-52
2/13	at #2 Vanderbilt *	L	48-58
2/16	Western Carolina	W	69-54
2/18	at #1 Tennessee *	L	57-100
2/25	at South Carolina State	W	58-55
2/27	#3 Auburn *	W	59-47
3/5	vs. Mississippi ^	L	57-59

@ Northwestern Invitational (Evanston, Ill.)

< St. Peter's Invitational (Jersey City, N.J.)

\* Southeastern Conference Game

^ SEC Tournament (Chattanooga, Tenn.)

## 1993-94

Head Coach Nancy Wilson

Overall Record: 14-13

SEC Record: 2-9

11/27	at Old Dominion @	L	69-79
11/28	vs. Miami (Fla.) @	W	71-68
11/30	South Carolina State	W	90-50
12/3	vs. NC State <	W	84-71
12/4	vs. Appalachian State <	L	72-78
12/6	Georgia Southern	W	89-86
12/8	Mississippi St. *	L	83-97
12/29	vs. Georgia State -	W	79-47
12/30	vs. Austin Peay -	W	90-51
1/3	C. of Charleston	W	106-72
1/5	at #19 Auburn *	W	64-55
1/8	Kentucky *	L	63-82
1/11	Mississippi *	L	53-78
1/13	at Western Carolina	W	114-56
1/15	at LSU *	W	90-82
1/20	at South Carolina State	W	99-73
1/22	#15 Alabama *	L	77-94
1/26	at East Tennessee State	W	93-83
1/29	at Georgia *	L	76-80
2/2	Furman	W	77-74
2/8	#2 Tennessee *	L	75-91

2/12	at Arkansas *	L	77-87
2/16	at Clemson	L	75-90
2/20	at Florida *	L	68-80
2/23	Charlotte	W	74-65
2/26	#13 Vanderbilt *	L	56-71
3/4	vs. Kentucky ^	L	80-83

@ Old Dominion Invitational (Norfolk, Va.)

< Arizona State Invitational (Tempe, Ariz.)

\* Southeastern Conference Game

- Coastal Carolina Invitational (Myrtle Beach, S.C.)

^ SEC Tournament (Chattanooga, Tenn.)

## 1994-95

Head Coach Nancy Wilson

Overall Record: 12-15

SEC Record: 1-10

11/26	vs. Valparaiso @	W	79-53
11/27	at Minnesota @	W	78-75
12/1	Michigan	W	82-78
12/6	Mississippi St. *	W	63-56
12/8	Clemson	W	79-73
12/29	vs. Arkansas State <	L	72-81
12/30	vs. Appalachian State <	L	64-70
12/31	vs. Fairleigh Dickinson <	W	109-86
1/3	Auburn *	L	43-77
1/7	at Kentucky *	L	67-85
1/10	at Georgia Southern	W	79-74
1/12	at #1 Tennessee *	L	55-72
1/14	LSU *	L	78-90
1/18	East Tennessee State	W	81-67
1/22	at #14 Alabama *	L	62-85
1/25	at Furman	L	84-101
1/29	#11 Georgia *	L	58-80
1/31	Campbell	W	76-71
2/4	at #17 Mississippi *	L	58-91
2/7	Appalachian State	W	98-79
2/11	#20 Arkansas *	L	62-63
2/13	Rice	W	87-71
2/15	at Charlotte	L	60-73
2/18	#14 Florida *	L	49-69
2/22	Coastal Carolina	W	89-53
2/26	at #9 Vanderbilt *	L	58-98
3/3	vs. #14 Arkansas ^	L	70-80

@ Dial Classic Tournament (Minneapolis, Minn.)

\* Southeastern Conference Game

< Central Florida Tournament (Orlando, Fla.)

^ SEC Tournament (Chattanooga, Tenn.)

## 1995-96

Head Coach Nancy Wilson

Overall Record: 16-12

SEC Record: 2-9

11/24	at Wake Forest @	W	83-69
11/25	vs. Northwestern @	L	78-82
11/27	Furman	W	92-54
11/29	Minnesota	W	73-35
12/1	at Michigan	W	78-69
12/4	Campbell	W	82-59
12/8	Ohio	W	73-59
12/10	at #25 Auburn *	L	50-56
12/18	vs. Marist <	W	95-40
12/19	vs. Tulane <	W	72-66
12/20	vs. Arizona State <	W	83-71
1/3	at Mississippi St. *	L (ot)	61-62
1/8	#2 Vanderbilt *	L	69-80
1/14	at #24 Florida *	L	51-70
1/16	Coastal Carolina	W	92-39
1/21	at #20 Arkansas *	L	58-66
1/24	at Kentucky	W	66-53
1/28	Mississippi *	W	69-66
1/31	at Appalachian State	W (ot)	78-77





12	12/20 (23)	vs. #16 North Carolina <	W	85-53
	12/28 (17)	Charlotte	W	72-53
	12/30 (17)	Florida A&M	W	82-29
	1/3 (14)	#6 Vanderbilt *	W	71-52
	1/6 (14)	at Mississippi St. *	W	79-64
	1/10 (9)	at #15 Georgia *	W	71-64
11	1/13 (9)	Arkansas *	W	91-66
	1/17 (8)	#3 Tennessee *	L	61-80
	1/20 (8)	Kentucky *	W	78-49
	1/27 (7)	at Arkansas *	L	46-74
	2/3 (11)	at #15 Florida *	W	69-59
	2/7 (9)	#22 Georgia *	W	64-59
10	2/10 (9)	at Kentucky *	W	74-73
	2/14 (9)	Alabama *	W	69-54
	2/17 (9)	at LSU *	L	62-72
	2/21 (10)	at Auburn *	L	49-67
	2/24 (10)	Mississippi *	W	82-58
09	3/1 (12)	vs. Arkansas ^	L	61-79
	3/16 (13)	Liberty \$	W	69-61
	3/18 (13)	#19 Cincinnati \$	W	75-56
	3/23 (13)	vs. Drake \$	W	79-65
	3/25 (13)	vs. #3 Duke \$	L	68-77

@ Duke Classic (Durham, N.C.)  
 < ACC-SEC Beach Ball Classic (Myrtle Beach, S.C.)  
 \* Southeastern Conference Game  
 ^ SEC Tournament (Nashville Tenn.)  
 \$ NCAA Tournament (Columbia, S.C./Raleigh, N.C.)

## 2002-03

### Head Coach Susan Walvius

**Overall Record: 23-8**  
**SEC Record: 9-5**  
 • NCAA Tournament Participant •

11/22	Clemson	W	72-58
11/24	C. of Charleston	W	83-54
11/28	vs. Oregon @	W	67-40
11/30	vs. #18 Boston College @	W	54-51
12/3 (23)	Georgia Southern	W	75-54
12/4 (23)	Wofford	W	99-46
12/16 (18)	Middle Tennessee State	W	65-50
12/18 (18)	Louisiana-Lafayette	W	60-41
12/20 (18)	vs. #13 North Carolina <	L	69-78
12/27 (18)	at Temple	W	57-39
12/29 (18)	Alcorn State	W	96-52
12/31 (16)	South Carolina State	W	85-42
1/4 (16)	Stetson	W	101-39
1/9 (13)	#15 Mississippi St. *	W	83-79
1/12 (13)	at #11 Arkansas *	L	58-67
1/16 (14)	at #17 Vanderbilt *	W	66-57
1/19 (14)	Georgia *	L	59-67
1/23 (15)	at #4 Tennessee *	L	78-97
1/30 (16)	Florida *	W	78-64
2/2 (16)	at Kentucky *	W	49-46
2/6 (16)	#4 LSU *	L	66-69
2/9 (16)	at Alabama *	W	48-34
2/13 (15)	at #16 Georgia *	L (2ot)	91-97
2/16 (15)	#13 Arkansas *	W	83-59
2/23 (17)	Auburn *	W	65-54
2/27 (16)	Kentucky *	W	97-51
3/2 (16)	at Mississippi *	W	91-68
3/6 (16)	vs. Mississippi ^	W	79-64
3/7 (16)	vs. #10 Mississippi St. ^	L	75-79
3/23 (16)	vs. Chattanooga \$	W	68-54
3/25 (16)	at #15 Penn State \$	L	67-77

@ Paradise Jam Tournament (U.S. Virgin Islands)  
 < ACC-SEC Beach Ball Classic (Myrtle Beach, S.C.)  
 \* Southeastern Conference Game  
 ^ SEC Tournament (Little Rock, Ark.)  
 \$ NCAA Tournament (State College, Pa.)

## 2003-04

### Head Coach Susan Walvius

**Overall Record: 10-18**  
**SEC Record: 1-13**

11/21	at Clemson	L	99-103
11/24	Appalachian State	W	82-66
11/26	Mercer	W	99-78
11/29	Florida A&M	W	96-66
12/2	at Stetson	W	94-66
12/5	vs. Southern Utah @	W	81-79
12/6	at New Mexico @	W	69-52
12/14	at Charlotte	W	84-67
12/18	Louisiana-Lafayette	W	72-59
12/20	vs. #15 North Carolina <	L	53-77
12/30	at Seton Hall	L	46-57
1/3	at #6 Minnesota	L	53-67
1/11	at Alabama *	L	71-74
1/15	#5 Tennessee *	L	58-86
1/18	Arkansas *	L	52-66
1/22	at Florida *	L	56-61
1/25	Kentucky *	L	61-75
1/28	at C. of Charleston	W	84-61
2/1	at #15 LSU *	L	62-82
2/5	Mississippi *	L	65-71
2/8	at #1 Tennessee *	L	58-72
2/12	Alabama *	W	77-51
2/15	at #14 Auburn *	L	58-69
2/19	at Mississippi St. *	L	62-72
2/22	#18 Georgia *	L	50-73
2/26	at Kentucky *	L	54-71
2/29	#24 Vanderbilt *	L	41-62
3/4	vs. #20 Georgia ^	L	42-73

@ Southwest Airlines Lobo Shootout (Albuquerque, N.M.)  
 < ACC-SEC Beach Ball Classic (Myrtle Beach, S.C.)  
 \* Southeastern Conference Game  
 ^ SEC Tournament (Nashville, Tenn.)

## 2004-05

### Head Coach Susan Walvius

**Overall Record: 8-21**  
**SEC Record: 2-12**

11/14	at Washington @	L	53-65
11/15	vs. UNLV @	L	63-66
11/27	Jacksonville	W	79-54
11/30	Charlotte	L	72-78
12/3	Clemson	L (ot)	79-87
12/14	Florida A&M	W	88-55
12/16	NC State	W	48-75
12/18	at Middle Tennessee State	L	56-69
12/20	Birmingham Southern	W	66-40
12/22	South Carolina State	W	85-45
12/29	Coastal Carolina <	W	70-50
12/30	Seton Hall <	L	42-53
1/2	at Virginia	L	49-66
1/6	Mississippi St. *	L	48-55
1/9	at #16 Vanderbilt *	L	43-88
1/13	C. of Charleston	W	67-37
1/16	Florida *	L	57-67
1/20	at Alabama *	L	62-75
1/23	at Arkansas *	L	49-61
1/27	#5 Tennessee *	L	53-68
1/30	at Kentucky *	L	50-66
2/6	Auburn *	L	47-56
2/10	at #18 Georgia *	L	51-67
2/13	#1 LSU *	L	36-66
2/17	at #6 Tennessee *	L	44-74
2/20	Alabama *	W	66-57
2/24	Kentucky *	W	60-47
2/27	at Mississippi *	L	51-57
3/3	vs. Mississippi ^	L	50-53

@ WBCA Classic (Seattle, Wash.)  
 < Carolina Classic (Columbia, S.C.)  
 \* Southeastern Conference Game  
 ^ SEC Tournament (Greenville, S.C.)

## 2005-06

### Head Coach Susan Walvius

**Overall Record: 17-12**  
**SEC Record: 7-7**  
 • Women's NIT Participant •

11/18	High Point	W	71-35
11/20	Winthrop	W	73-42
11/25	vs. #18 Texas @	L	55-59
11/26	vs. #19 Purdue @	L	48-56
11/29	Georgia Southern	L	66-73
12/13	#14 Minnesota	W	79-61
12/15	Ohio	W	77-49
12/17	South Carolina State	W	75-40
12/19	Savannah State	W	94-37
12/21	Bethune Cookman	W	87-26
12/29	Western Carolina	W	95-53
1/2	at Clemson	W	77-46
1/4	#1 Tennessee *	L	51-66
1/8	at Kentucky *	L	60-72
1/12	at #3 LSU *	L	46-79
1/15	#23 Vanderbilt *	L	59-67
1/22	at Alabama *	W	67-48
1/26	#15 Georgia *	L	65-74
1/29	Arkansas *	W	61-52
2/5	at Mississippi St. *	W	51-46
2/9	Kentucky *	L	71-75
2/12	at Florida *	W	81-63
2/16	at Auburn *	W	58-46
2/19	Mississippi *	W	77-66
2/21	Longwood	W	99-48
2/23	Mississippi St. *	W	75-47
2/26	at #24 Vanderbilt *	L	71-88
3/2	vs. Auburn ^	L	48-64
3/17	at Xavier !	L (ot)	65-70

@ Junkanoo Jam (Freeport, Bahamas)  
 \* Southeastern Conference Game  
 ^ SEC Tournament (Little Rock, Ark.)  
 ! Women's NIT (Cincinnati, Ohio)

## 2006-07

### Head Coach Susan Walvius

**Overall Record: 18-15**  
**SEC Record: 6-8**  
 • Women's NIT Participant •

11/12	East Tennessee State	W	78-53
11/14	at Penn State	L	57-68
11/17	North Carolina A&T	W	117-63
11/20	Clemson	W	80-48
11/24	Mercer	W	77-30
11/25	Louisiana-Lafayette	L	68-83
11/29	at NC State	L	41-53
12/3	Fordham	W	77-38
12/7	#3 Oklahoma	L	51-78
12/20	High Point	W	87-49
12/23	South Carolina State	W	85-42
12/28	Samford	W	64-56
12/30	at UNC Wilmington	W	75-42
1/1	Winthrop	W	75-30
1/4	at Kentucky *	L	55-59
1/8	at #10 Stanford	L	54-69
1/11	#14 Vanderbilt *	L	66-67
1/14	Alabama *	W	95-35
1/18	at #24 Mississippi *	L	57-76
1/21	at Mississippi St. *	L	73-87
1/25	Florida *	W	79-51



# THE TIME IS NOW YEAR-BY-YEAR RESULTS

1/28	Kentucky *	W	66-56
2/1	at #3 Tennessee *	L	36-72
2/4	#7 LSU *	L	46-49
2/8	at Arkansas *	W	74-69
2/11	at #9 Georgia *	L	57-81
2/15	Auburn *	W	70-61
2/18	at #12 Vanderbilt *	L	65-83
2/25	Mississippi St. *	W (ot)	72-66
3/1	vs. Auburn *	W	65-63
3/2	vs. #2 Tennessee ^	L	63-81
3/18	Hartford!	W	81-40
3/21	Hofstra!	L	59-64

\* Southeastern Conference Game  
^ SEC Tournament (Duluth, Ga.)  
! Women's NIT (Columbia, S.C.)

## 2007-08 Head Coach Susan Walvius Overall Record: 16-16 SEC Record: 4-10 • Women's NIT Participant •

11/9	Saint Francis (Pa.)	W	93-33
11/15	Virginia	W	66-64
11/17	Buffalo	W	66-54
11/20	Penn State	L	63-70
11/23	vs. Illinois @	L	58-91
11/25	at Fla. International @	W	82-66
12/1	UNC Wilmington	W	72-60
12/4	Charleston Southern	W	72-26
12/7	Jackson State	W	82-49
12/17	at #2 Connecticut	L	39-97
12/19	Alabama A&M	W	88-41
12/22	at Clemson	W	64-43
12/30	at #9 Oklahoma	L	63-95
1/3	UNC Asheville	W	80-52
1/6	Savannah State	W	86-47
1/10	at Alabama *	L	54-65
1/13	#2 Tennessee *	L	48-71
1/20	at Mississippi *	L	61-74
1/24	Kentucky *	L	62-66
1/27	Florida *	L	57-60
1/31	at #8 LSU *	L	37-67
2/3	Arkansas *	W	59-50
2/7	at Vanderbilt *	L	48-78
2/10	Mississippi *	W	71-62
2/17	at Auburn *	L	72-83
2/21	Mississippi St. *	L	54-58
2/24	at Florida *	W	69-65
2/28	#20 Georgia *	L	41-55
3/2	at Kentucky *	W	65-57
3/6	vs. Florida ^	L	57-71
3/21	North Carolina A&T!	W	102-74
3/24	at NC State!	L	69-72

@ FIU Thanksgiving Classic (Miami, Fla.)  
^ SEC Tournament (Nashville Tenn.)  
! Women's NIT (Columbia, S.C./Raleigh, N.C.)

## 2008-09 Head Coach Dawn Staley Overall Record: 10-18 SEC Record: 2-12

11/16	at Penn State	L	42-56
11/19	Clemson	L	45-52
11/24	Davidson	W	68-47
11/28	vs. Ohio @	W	43-34
11/29	vs. UNC Wilmington @	W	57-54
12/3	at Wake Forest	L	57-74
12/5	High Point	W	73-52
12/16	USC-Upstate	W	71-57
12/19	#3 Stanford	L	47-78
12/21	Charlotte	W	78-76
12/28	#1 Connecticut	L	48-77
12/30	Jacksonville	W	58-50
1/4	at NC State	W	56-55
1/8	#9 Auburn *	L	76-80
1/11	at Georgia *	L	63-69
1/15	#19 Florida *	L	63-77
1/18	at #13 Tennessee *	L	56-68
1/22	at Mississippi *	W	76-67
1/25	#17 Vanderbilt *	L	56-66
1/29	LSU *	L	56-63
2/5	at Kentucky *	L	47-61
2/8	Mississippi *	L	65-66
2/12	at Arkansas *	L	54-58
2/15	Alabama *	W	68-57
2/22	at #15 Florida *	L	66-82
2/26	at Mississippi St. *	L	41-58
3/1	Kentucky *	L	53-70
3/5	vs. Mississippi St. ^	L	39-49

@ Cancun Thanksgiving Classic (Cancun, Mexico)  
^ SEC Tournament (Little Rock, Ark.)

## 2009-10 Head Coach Dawn Staley Overall Record: 14-15 SEC Record: 7-9

11/19	at Charlotte	W (ot)	70-66
11/19	at Clemson	L (2ot)	92-94
11/22	Penn State	W	63-56
11/26	vs. #17 Oklahoma @	L	67-75
11/27	vs. #5 Notre Dame @	L	55-78
11/28	vs. #23 San Diego St. @	W	58-55
12/2	High Point	W	70-52
12/13	NC State	W	74-71
12/17	Wake Forest	W	62-52
12/20	vs. #9 North Carolina <	L	85-93
12/28	vs. Boston Univ. -	L	67-68
12/29	vs. Brown -	W	73-46
1/3	#11 LSU *	L	58-70
1/7	at #4 Tennessee *	L	62-79
1/10	at Alabama *	W	80-68
1/14	Kentucky *	W	79-71
1/17	Auburn *	W	63-49
1/21	at #18 LSU *	L	52-69
1/24	at Florida *	L	56-59
1/28	Mississippi *	W	64-50
1/31	#5 Tennessee *	L	55-60
2/4	at Auburn *	W	61-58
2/7	at #14 Georgia *	W	52-42
2/11	Mississippi State *	L	53-55
2/14	Arkansas *	L	68-72
2/21	at #16 Kentucky *	L	50-71
2/25	#24 Georgia *	L	49-65
2/28	at #22 Vanderbilt *	W	73-70
3/4	vs. Mississippi ^	L	63-64

\* Southeastern Conference Game  
@ Paradise Jam (St. Thomas, U.S.V.I.)

< Carolinas Challenge (Myrtle Beach, S.C.)  
- Saint Joseph's Hawk Classic (Philadelphia, Pa.)  
^ SEC Tournament (Duluth, Ga.)

## 2010-11 Head Coach Dawn Staley Overall Record: 18-15 SEC Record: 8-8 • Women's NIT Participant •

11/12	#5 Xavier	L	65-84
11/15	Illinois	W	61-48
11/18	Clemson	W	73-59
11/21	at Penn State	L	48-78
11/26	at #3 Stanford	L	32-70
11/28	at UC Davis	L	52-61
12/1	Charleston Southern	W	75-53
12/5	Savannah State	W	52-33
12/12	NC State	W	77-63
12/19	vs. #10 North Carolina <	L	51-75
12/21	Butler	W	67-54
12/28	Presbyterian	W	68-40
12/30	South Carolina State	W	63-44
1/2	at Georgia *	L	51-61
1/6	LSU *	W	63-61
1/9	Florida *	L	63-65
1/13	at #19 Kentucky *	L	48-66
1/16	at Mississippi *	W (ot)	63-58
1/20	#5 Tennessee *	L	56-71
1/23	Alabama *	W	59-48
1/27	#20 Georgia *	W	57-48
1/30	at Auburn *	L	47-54
2/6	at Arkansas *	W (ot)	64-62
2/10	#15 Kentucky *	W	66-61
2/13	at Mississippi State *	W	60-53
2/17	at #4 Tennessee *	L	60-82
2/20	Auburn *	W	65-49
2/24	at LSU *	L (ot)	51-54
2/27	Vanderbilt *	L (ot)	60-74
3/3	vs. Mississippi ^	W	62-50
3/4	vs. Georgia ^	L	34-66
3/16	Appalachian State!	W	67-54
3/20	Charlotte!	L	57-69

\* Southeastern Conference Game  
< Carolinas Challenge (Myrtle Beach, S.C.)  
^ SEC Tournament (Duluth, Ga.)  
! Women's NIT (Columbia, S.C.)

Note: Number in parentheses is South Carolina's ranking in Associated Press Poll on the date of the game.

12

## Year-by-Year Finish

Year	Coach	Won	Lost	Pct.	Conference Record (Finish)	Postseason Finish
1974-75	Pam Backhaus	18	12	.600	--	
1975-76	Frankie Porter	7	15	.318	--	
1976-77	Pam Backhaus	8	18	.308	--	
1977-78	Pam Parsons	24	10	.706	--	AIAW Regionals
1978-79	Pam Parsons	27	10	.730	--	NWIT Champions
1979-80	Pam Parsons	30	6	.833	--	AIAW Final Four
1980-81	Pam Parsons	13	17	.433	--	AIAW Regionals
1981-82	Pam Parsons	*7	0	1.000	--	NCAA Tournament second round
	Terry Kelly	#16	8	.667	--	
1982-83	Terry Kelly	16	12	.571	--	
1983-84	Terry Kelly	18	12	.600	Metro, 7-3 (4th)	
1984-85	Nancy Wilson	18	10	.643	Metro, 8-2 (2nd)	
1985-86	Nancy Wilson	19	11	.633	Metro, 9-1 (1st)	NCAA Tournament first round
1986-87	Nancy Wilson	18	12	.600	Metro, 8-4 (2nd)	
1987-88	Nancy Wilson	23	11	.676	Metro, 10-2 (1st)	NCAA Tournament second round
1988-89	Nancy Wilson	23	7	.767	Metro, 10-2 (T-1st)	NCAA Tournament first round
1989-90	Nancy Wilson	24	9	.727	Metro, 13-1 (1st)	NCAA Tournament Sweet 16
1990-91	Nancy Wilson	22	9	.710	Metro, 12-2 (T-1st)	NCAA Tournament first round
1991-92	Nancy Wilson	13	15	.464	SEC, 2-9 (12th)	
1992-93	Nancy Wilson	17	10	.629	SEC, 5-6 (7th)	
1993-94	Nancy Wilson	14	13	.518	SEC, 2-9 (T-10th)	
1994-95	Nancy Wilson	12	15	.444	SEC, 1-10 (T-10th)	
1995-96	Nancy Wilson	16	12	.571	SEC, 2-9 (T-11th)	
1996-97	Nancy Wilson	12	15	.444	SEC, 1-11 (T-11th)	
1997-98	Susan Walvius	13	15	.464	SEC, 3-11 (11th)	
1998-99	Susan Walvius	11	16	.407	SEC, 0-14 (12th)	
1999-00	Susan Walvius	13	15	.464	SEC, 3-11 (11th)	
2000-01	Susan Walvius	11	17	.611	SEC, 6-8 (T-6th)	
2001-02	Susan Walvius	25	7	.781	SEC, 10-4 (T-2nd)	NCAA Tournament Elite Eight
2002-03	Susan Walvius	23	8	.742	SEC, 9-5 (T-5th)	NCAA Tournament second round
2003-04	Susan Walvius	10	18	.357	SEC, 1-13 (12th)	
2004-05	Susan Walvius	8	21	.276	SEC, 2-12 (12th)	
2005-06	Susan Walvius	17	12	.586	SEC, 7-7 (7th)	Women's NIT first round
2006-07	Susan Walvius	18	15	.545	SEC, 6-8 (8th)	Women's NIT third round
2007-08	Susan Walvius	16	16	.500	SEC, 4-10 (T-9th)	Women's NIT second round
2008-09	Dawn Staley	10	18	.357	SEC, 2-12 (11th)	
2009-10	Dawn Staley	14	15	.483	SEC, 7-9 (T-7th)	
2010-11	Dawn Staley	18	15	.545	SEC, 8-8 (T-5th)	Women's NIT second round
<b>TOTALS</b>	<b>36 seasons</b>	<b>622</b>	<b>477</b>	<b>.266</b>		



**Pam Backhaus** (1974-75, 1976-77)  
26-30 (.464)



**Frankie Porter** (1975-76)  
7-15 (.318)



**Pam Parsons** (1977-82\*)  
101-43 (.701)



**Terry Kelly** (1982-84#)  
50-32 (.610)



**Nancy Wilson** (1984-97)  
231-149 (.608)



**Susan Walvius** (1997-2008)  
165-160 (.508)



**Dawn Staley** (2008-present)  
42-48 (.467)

11

10

09

08

07

06

05

04

03

02

01

00

154

Notes: \* Resigned after the first seven games of the 1981-82 season

# Was named acting head coach for the remainder of the 1981-82 season

South Carolina entered the Metro Conference before the 1983-84 season. All-Time Metro Record: 77-17 (.819)

The 1991-92 season was South Carolina's first in the SEC. All-Time SEC Record 81-186 (.303)

## Coaching Record Book

### Wins

1. Nancy Wilson	1984-97	231
2. Susan Walvius	1997-08	165
3. Pam Parsons	1977-82	101
4. Terry Kelly	1982-84	50
5. Dawn Staley	2008-present	42

### Years Coached

1. Nancy Wilson	1984-97	13
2. Susan Walvius	1997-08	11
3. Pam Parsons	1977-82	4.5
4. Dawn Staley	2008-present	3
5. Terry Kelly	1982-84	2.5

### Percentage

1. Pam Parsons	1977-82	101-43	.701
2. Terry Kelly	1982-84	50-32	.610
3. Nancy Wilson	1984-97	231-149	.608
4. Susan Walvius	1997-08	165-160	.508
5. Dawn Staley	2008-present	42-48	.467

# THE TIME IS NOW **SERIES RECORDS VS. OPPONENTS**

Opponent	Overall	Home	Away	Neut.	First Mtg	Last Mtg	Opponent	Overall	Home	Away	Neut.	First Mtg	Last Mtg
Akron	1-0	0-0	0-0	1-0	12/1/00	12/1/00	Harvard	1-0	1-0	0-0	0-0	12/19/97	12/19/97
Alabama	13-15	8-5	5-8	0-2	2/10/79	1/23/11	Hawaii	3-0	0-0	3-0	0-0	12/3/81	11/25/90
Alabama A&M	1-0	1-0	0-0	0-0	12/19/07	12/19/07	High Point	4-1	4-0	0-0	0-1	12/22/78	12/2/09
Alaska-Anchorage	1-0	0-0	0-0	1-0	2/26/88	2/26/88	Hofstra	0-1	0-1	0-0	0-0	3/21/07	3/21/07
Alcorn State	1-0	1-0	0-0	0-0	12/29/02	12/29/02	Holy Cross	1-1	0-0	0-0	1-1	11/27/88	12/28/92
Anderson	3-6	1-1	0-1	0-1	12/2/74	2/15/78	Illinois	1-1	1-0	0-0	0-1	11/23/07	11/15/10
Appalachian State	11-4	5-1	4-0	1-3	1/17/75	3/16/11	Indiana	3-1	1-1	2-0	0-0	12/29/83	11/22/00
Arizona State	1-1	0-0	0-0	1-1	12/20/95	12/4/99	Iowa	1-0	0-0	0-0	1-0	12/29/89	12/29/89
Arkansas	8-16	6-5	2-9	0-2	2/1/92	2/6/11	Jackson State	1-0	1-0	0-0	0-0	12/7/07	12/7/07
Arkansas State	0-1	0-0	0-0	0-1	12/29/94	12/29/94	Jacksonville	2-0	2-0	0-0	0-0	11/27/04	12/30/08
Auburn	15-20	9-7	5-11	1-2	1/12/80	2/20/11	James Madison	0-2	0-0	0-0	0-2	3/7/75	2/11/77
Austin Peay	1-0	0-0	0-0	1-0	12/30/93	12/30/93	Kansas State	1-1	0-0	1-0	0-1	12/20/80	11/29/81
Benedict College	2-0	0-0	1-0	1-0	2/23/78	12/1/78	Kentucky	18-28	13-8	5-17	0-3	1/10/79	2/10/11
Berry	2-0	0-0	1-0	1-0	1/13/78	2/19/86	Lander	2-0	0-0	0-0	0-0	12/11/74	1/20/75
Bethune-Cookman	1-0	1-0	0-0	0-0	12/21/05	12/21/05	Liberty	1-0	1-0	0-0	0-0	3/16/02	3/16/02
Birmingham Strn.	1-0	1-0	0-0	0-0	12/20/04	12/20/04	Longwood	1-0	1-0	0-0	0-0	2/21/06	2/21/06
Boston College	1-0	0-0	0-0	1-0	11/30/02	11/30/02	La.-Lafayette	3-1	3-1	0-0	0-0	11/18/01	11/25/06
Boston University	0-1	0-0	0-0	0-1	12/28/09	12/28/09	Louisiana Tech	1-3	0-1	0-2	1-0	3/23/80	1/15/83
Bowling Green	1-0	1-0	0-0	0-0	3/14/90	3/14/90	Louisville	16-4	8-2	7-1	1-1	1/17/80	11/29/91
Brown	1-0	0-0	0-0	1-0	12/29/09	12/29/90	Loyola (Md.)	0-1	0-0	0-0	0-1	12/29/96	12/29/96
Buffalo	1-0	1-0	0-0	0-0	11/17/07	11/17/07	LSU	3-20	1-10	1-10	1-0	1/4/92	1/21/10
Butler	1-0	1-0	0-0	0-0	12/21/11	12/21/11	Maine	1-0	0-0	1-0	0-0	11/30/91	11/30/91
California	1-0	0-0	0-0	1-0	3/15/79	3/15/79	Marist	1-0	0-0	0-0	1-0	12/18/95	12/18/95
Campbell	3-0	2-0	1-0	0-0	1/31/95	11/23/96	Marshall	3-1	2-0	1-1	0-0	1/8/83	3/7/88
Central Florida	2-0	2-0	0-0	0-0	2/17/86	11/28/98	Maryland	0-1	0-0	0-0	0-1	12/29/97	12/29/97
Charleston Southern	6-0	5-0	1-0	0-0	12/6/91	12/1/10	Memphis	16-5	10-1	4-3	2-1	3/10/78	1/25/93
Charlotte	16-6	9-3	7-3	0-0	2/23/83	3/20/11	Mercer	6-2	3-1	2-0	1-0	1/11/75	11/24/06
Chattanooga	1-0	0-0	0-0	1-0	3/23/03	3/23/03	Miami (Fla.)	2-0	0-0	1-0	1-0	2/28/83	11/28/93
Cheyney St.	1-1	1-0	0-1	0-0	1/9/80	1/21/85	Michigan	3-0	1-0	1-0	1-0	2/8/80	12/1/95
Cincinnati	19-1	10-0	7-1	2-0	1/17/84	3/18/02	Middle Tennessee St.	1-2	1-1	0-1	0-0	3/12/86	12/18/04
Claffin	4-2	2-1	1-1	0-0	12/10/74	2/14/79	Minnesota	3-1	2-0	1-1	0-0	11/27/94	12/13/05
Clemson	23-33	16-10	5-20	2-0	1/10/76	11/18/10	Mississippi	14-17	8-5	4-8	2-4	11/25/78	3/3/11
Coastal Carolina	7-0	5-0	1-0	1-0	2/28/75	12/29/04	Mississippi State	10-16	7-5	3-9	0-2	12/29/84	2/13/11
Coll. of Charleston	13-9	7-0	3-2	2-2	12/6/74	1/13/05	Missouri	1-0	0-0	0-0	1-0	11/24/01	11/24/01
Columbia College	2-0	0-0	2-0	0-0	1/24/77	1978-79	Montana State	1-0	0-0	0-0	1-0	11/24/00	11/24/00
Connecticut	0-2	0-1	0-1	0-0	12/17/07	12/28/08	Montclair State	1-0	0-0	1-0	0-0	1/7/80	1/7/80
Cornell	1-0	0-0	0-0	1-0	12/30/96	12/30/96	Morehead State	1-0	0-0	0-0	1-0	3/8/79	3/8/70
Davidson	2-0	1-0	0-0	0-0	2/6/75	11/24/08	Nebraska	0-1	0-0	0-0	0-1	12/4/92	12/4/92
DePaul	2-2	2-1	0-1	0-0	1/13/82	12/5/89	Nevada	1-1	0-0	0-1	1-0	11/29/97	12/3/99
Detroit	1-0	0-0	1-0	0-0	12/3/82	12/3/82	New Hampshire	1-0	0-0	0-0	1-0	12/30/97	12/30/97
Dist. of Columbia	1-0	1-0	0-0	0-0	2/23/81	23/23/81	New Mexico	1-0	0-0	1-0	0-0	12/6/03	12/6/03
Drake	3-0	0-0	0-0	3-0	3/17/79	2/23/02	New Orleans	1-2	1-1	0-1	0-0	2/10/83	1/22/87
Duke	1-1	0-0	1-0	0-1	11/25/01	3/25/02	North Carolina	6-9	2-1	2-2	2-5	1/24/76	12/19/10
Duquesne	1-1	1-0	0-1	0-0	12/10/00	11/30/01	North Carolina A&T	2-0	2-0	0-0	0-0	11/17/06	3/21/08
East Carolina	14-1	6-0	5-0	3-0	2/15/75	1/19/98	North Carolina St.	11-18	6-6	4-8	1-4	12/20/77	12/12/10
East Tennessee St.	10-1	7-0	2-1	1-0	1/19/80	11/12/06	North Greenville	1-1	1-0	0-1	0-0	12/11/76	2/2/77
Elon	0-2	0-1	0-0	0-0	2/5/75	3/6/75	Northern Illinois	3-0	1-0	2-0	0-0	12/29/85	12/3/89
Erskine	1-0	0-0	0-0	1-0	3/3/77	3/3/77	Northwestern	2-1	0-0	2-0	0-1	3/16/80	11/25/95
Fairleigh Dickinson	1-0	0-0	0-0	1-0	12/31/94	12/31/94	Notre Dame	2-1	1-0	1-0	0-1	1/31/81	11/27/09
Federal City	1-0	0-0	0-0	0-0	1/17/76	1/17/76	Ohio	4-0	2-0	1-0	1-0	12/8/95	11/28/09
Florida	8-20	3-10	5-8	0-2	12/1/79	1/9/11	Ohio State	1-2	1-0	0-2	0-0	1/9/79	1/8/81
Florida A&M	6-0	5-0	1-0	0-0	2/4/81	12/14/04	Oklahoma	0-3	0-1	0-1	0-1	12/7/06	11/26/09
Florida Atlantic	1-0	1-0	0-0	0-0	12/15/99	12/15/99	Old Dominion	6-9	5-2	1-6	0-1	2/10/77	11/27/93
Florida International	2-0	0-0	2-0	0-0	2/27/83	11/25/07	Oregon	2-0	0-0	0-0	2-0	3/16/79	11/28/02
Florida State	16-2	7-1	8-0	1-1	2/12/78	3/6/91	Penn State	4-5	2-1	2-4	0-0	2/9/80	11/21/10
Fordham	1-0	1-0	0-0	0-0	12/3/06	12/3/06	Pepperdine	1-0	0-0	0-0	1-0	11/30/96	11/30/96
Francis Marion	11-6	3-1	2-2	1-1	12/7/74	2/20/84	Pfeiffer	0-1	0-0	0-0	0-1	12/21/78	12/21/78
Furman	10-1	7-0	3-1	0-0	1/31/76	11/16/01	Pittsburgh	2-0	1-0	1-0	0-0	12/19/81	1/21/84
George Mason	2-0	1-0	1-0	0-0	1/20/99	1/2/00	Purdue	0-2	0-0	0-0	0-2	11/26/00	11/26/05
Georgia	6-31	3-13	2-14	1-4	2/13/76	3/4/11	Queens College	1-0	0-0	0-0	0-1	1/27/79	1/27/79
Georgia Southern	17-2	11-2	6-0	0-0	12/3/77	11/29/05	Rhode Island	1-0	0-0	0-0	1-0	11/26/88	11/26/88
Georgia State	7-0	3-0	2-0	2-0	12/17/77	12/29/93	Rice	1-1	1-0	0-1	0-0	2/13/95	11/10/00
Hartford	1-0	1-0	0-0	0-0	3/18/07	3/18/07	Richmond	0-1	0-0	0-1	0-0	12/29/91	12/29/91

12  
11  
10  
09  
08  
07  
06  
05  
04  
03  
02  
01  
00

# SERIES RECORDS VS. OPPONENTS THE TIME IS NOW

	Opponent	Overall	Home	Away	Neut.	First Mtg	Last Mtg	Opponent	Overall	Home	Away	Neut.	First Mtg	Last Mtg
12	Rutgers	1-1	1-0	0-1	0-0	1/6/82	1/4/83	UC Davis	0-1	0-0	0-1	0-0	11/28/10	11/28/10
	Saint Francis (Pa.)	1-0	1-0	0-0	0-0	11/9/07	11/9/07	UCLA	0-1	0-1	0-0	0-0	1/5/81	1/5/81
	Saint Joseph's (Pa.)	2-0	0-0	1-0	1-0	1/26/79	1/2/82	UNC Asheville	3-0	3-0	0-0	0-0	2/24/86	1/3/08
11	Samford	1-0	1-0	0-0	0-0	12/28/06	12/28/06	UNC Greensboro	2-1	0-0	0-0	0-0	1/24/75	2/14/75
	San Diego State	1-0	0-0	0-0	1-0	11/25/09	11/25/09	UNC Wilmington	4-0	2-0	1-0	1-0	11/25/98	11/29/08
	San Francisco	0-1	0-0	0-0	0-1	12/19/80	12/19/80	UNLV	1-2	0-0	0-1	1-1	11/25/85	11/15/04
	Savannah State	3-0	3-0	0-0	0-0	12/19/05	12/5/10	USC-Aiken	1-0	0-0	1-0	0-0	2/24/79	2/24/79
	Seton Hall	0-2	0-1	0-1	0-0	12/30/03	12/30/04	USC-Upstate	1-0	1-0	0-0	0-0	12/16/08	12/16/08
	Siena College	1-0	0-0	0-0	1-0	12/1/96	12/1/96	UTEP	1-0	0-0	0-0	1-0	11/28/97	11/28/97
10	South Carolina St.	22-9	16-2	4-3	0-0	1/16/75	12/30/10	Valdosta State	1-1	0-1	1-0	0-0	2/12/79	1/21/80
	Southern California	1-0	0-0	1-0	0-0	3/12/80	3/12/80	Valparaiso	1-0	0-0	0-0	1-0	11/26/94	11/26/94
	Southern Methodist	2-1	1-0	1-0	0-1	12/8/80	12/28/84	Vanderbilt	6-21	4-8	2-11	0-2	3/13/91	2/27/11
	Southern Miss	11-8	6-1	2-5	3-2	1/25/84	3/5/91	Virginia	2-3	1-1	1-2	0-0	2/28/81	11/15/07
	Southern Utah	1-0	0-0	0-0	1-0	12/5/03	12/5/03	Va. Commonwealth	2-1	1-1	1-0	0-0	1/10/91	12/16/97
09	St. Augustine's	1-0	0-0	0-0	0-0	2/1/75	2/1/75	Virginia Tech	15-6	9-1	6-4	0-1	12/8/79	2/16/91
	St. Peter's	0-1	0-0	0-1	0-0	12/29/92	12/29/92	Voorhees	5-0	1-0	1-0	0-0	2/27/75	2/28/77
	Stanford	0-3	0-1	0-2	0-0	1/8/07	11/26/10	Wake Forest	2-1	1-0	1-1	0-0	11/24/95	12/17/09
	Stephen F. Austin	1-0	1-0	0-0	0-0	3/17/80	3/17/80	Washington	0-2	0-0	0-1	0-1	3/22/90	11/22/04
	Stetson	4-0	2-0	2-0	0-0	2/19/82	12/2/03	Western Carolina	4-0	3-0	1-0	0-0	12/17/83	12/29/05
08	Syracuse	1-1	1-0	0-1	0-0	12/2/00	12/2/01	Western Kentucky	1-0	0-0	0-0	1-0	2/27/88	2/27/88
	Temple	2-0	1-0	1-0	0-0	12/4/01	12/17/02	Wheeling College	1-0	1-0	0-0	0-0	1/13/79	1/13/79
	Tennessee	1-42	1-18	0-20	0-4	1/15/79	2/17/11	William Penn	1-0	0-0	0-0	1-0	11/28/81	11/28/81
	Tennessee Tech	4-2	4-1	0-1	0-0	1978-79	3/15/89	Winthrop	6-5	5-0	0-2	0-0	2/19/75	1/1/07
	Texas	0-2	0-0	0-1	0-1	3/20/88	11/25/05	Wis.-Milwaukee	1-0	0-0	0-0	1-0	12/28/98	12/28/98
07	Texas-Pan American	1-0	0-0	0-0	1-0	12/29/98	12/29/98	Wofford	6-0	4-0	2-0	0-0	2/19/96	12/4/02
	Texas Tech	1-0	0-0	0-0	1-0	11/23/90	11/23/90	Wright State	1-0	0-0	0-0	1-0	12/2/89	12/2/89
	Tulane	12-0	3-0	4-0	5-0	1/23/84	12/1/95	Xavier	0-2	0-1	0-1	0-0	3/17/06	11/12/10
	UAB	3-0	1-0	2-0	0-0	2/19/83	12/20/91	Yale	1-0	0-0	0-0	1-0	12/5/92	12/5/92

## Series Records vs. Conferences

<b>America East</b> <b>3-1</b>	<b>Atlantic Coast</b> <b>79-74</b>	<b>Big East</b> <b>43-14</b>	<b>Big Ten</b> <b>18-14</b>
Boston University 0-1	Boston College 1-0	Cincinnati 19-1	Illinois 1-1
Hartford 1-0	Clemson 23-33	Connecticut 0-2	Indiana 3-1
Maine 1-0	Duke 1-1	DePaul 2-2	Iowa 1-0
New Hampshire 1-0	Florida State 16-2	Louisville 16-4	Michigan 3-0
<b>American Midwest (NAIA)</b> <b>2-0</b>	Maryland 0-1	Notre Dame 2-1	Minnesota 3-1
Columbia College 2-0	Miami (Fla.) 2-0	Pittsburgh 2-0	Nebraska 0-1
<b>Atlantic 10</b> <b>23-10</b>	North Carolina 6-9	Rutgers 1-1	Northwestern 2-1
Charlotte 16-6	North Carolina State 11-18	Seton Hall 0-2	Ohio State 1-2
Duquesne 1-1	Virginia 2-3	Syracuse 1-1	Penn State 4-5
Fordham 1-0	Virginia Tech 15-6	<b>Big Sky</b> <b>1-0</b>	Purdue 0-2
Rhode Island 1-0	Wake Forest 2-1	Montana State 1-0	<b>Big West</b> <b>0-1</b>
Richmond 0-1	<b>Atlantic Sun</b> <b>23-3</b>	<b>Big South</b> <b>32-6</b>	UC Davis 0-1
Saint Joseph's 2-0	East Tennessee State 10-1	Birmingham Southern 1-0	<b>Central Inter. Ath. (D-II)</b> <b>1-0</b>
Temple 2-0	Jacksonville 2-0	Campbell 3-0	St. Augustine's 1-0
Xavier 0-2	Mercer 6-2	Charleston Southern 6-0	<b>Colonial Athletic</b> <b>21-13</b>
	Stetson 4-0	Coastal Carolina 7-0	George Mason 2-0
	USC-Upstate 1-0	High Point 4-1	Georgia State 7-0
	<b>Big 12</b> <b>3-6</b>	Liberty 1-0	Hofstra 0-1
	Kansas State 1-1	Presbyterian 1-0	James Madison 0-2
	Missouri 1-0	UNC Asheville 3-0	Old Dominion 6-9
	Oklahoma 0-3	Winthrop 6-5	UNC Wilmington 4-0
	Texas 0-2		Virginia Commonwealth 2-1
	Texas Tech 1-0		








# SERIES HISTORY VS. OPPONENTS THE TIME IS NOW

12	<b>Akron</b> <b>1-0</b>	12/01/00	W	77-55	N
	<b>Alabama</b> <b>13-15</b>	2/10/79	W	80-62	H
11		1/30/80	W	58-47	A
		1/20/82	L	55-59	A
10		3/16/88	W	77-63	H
		1/11/92	L	74-80	H
09		1/9/93	L	67-82	A
		1/22/94	L	77-94	H
08		1/22/95	L	62-85	A
		2/22/96	L	75-68	H
07		2/9/97	L	38-87	A
		1/4/98	L	54-64	H
06		2/27/98	L	72-92	N
		2/7/99	L	73-87	A
05		2/25/99	L	71-82	N
		2/17/00	L	69-67	H
04		1/14/01	W	82-67	A
		2/14/02	W	69-54	H
03		2/9/03	W	48-34	A
		1/11/04	L	71-74	A
02		2/12/04	W	77-51	H
		1/20/05	L	62-75	A
01		2/20/05	W	66-57	H
		1/22/06	W	67-48	A
00		1/14/07	W	95-35	H
		1/10/08	L	54-65	A
	2/15/09	W	68-57	H	
	1/10/10	W	80-68	A	
	1/23/11	W	59-48	H	
	<b>Alabama A&amp;M</b> <b>1-0</b>	12/19/07	W	88-41	H
	<b>Alaska-Anchorage</b> <b>1-0</b>	2/26/88	W	78-60	A
	<b>Alcorn State</b> <b>1-0</b>	12/29/02	W	96-52	H
	<b>Anderson</b> <b>3-6</b>	12/2/74	L	60-99	
		1/10/75	W	74-73	
		1/28/75	W	80-63	
		2/7/76	L	53-66	
		2/12/76	L	60-69	N
		1976	L	76-82	
		1/31/77	L	65-78	H
		2/24/77	L	54-56	A
		2/15/78	W	87-64	H
	<b>Appalachian State</b> <b>11-4</b>	1/17/75	W	55-53	
		2/19/77	L	68-89	N
		2/10/78	W	81-59	N
		11/29/82	W	95-59	H
		12/5/83	W	80-60	A
		12/16/87	L	66-68	H
		12/3/88	W	98-64	A

12/4/93	L	72-78	N
12/30/94	L	64-70	N
2/7/95	W	98-79	H
1/31/96	W	78-77	A
1/15/97	W	76-63	H
11/19/97	W	77-61	A
11/24/03	W	82-66	H
3/16/11	W	67-54	H
<b>Arizona State</b> <b>1-1</b>			
12/20/95	W	83-71	N
12/4/99	L	61-56	N
<b>Arkansas</b> <b>8-16</b>			
2/1/92	L	51-58	A
1/30/93	W	76-51	H
2/12/94	L	77-87	A
2/11/95	L	62-63	H
3/3/95	L	70-80	N
1/21/96	L	58-66	A
1/18/97	L	71-82	H
1/24/98	L	67-86	A
1/24/99	L	80-88	H
1/27/00	L	87-79	A
1/2/01	W	82-67	H
1/13/02	W	91-66	H
1/27/02	L	46-74	A
3/1/02	L	61-79	N
1/12/03	L	58-67	A
2/16/03	W	83-59	H
1/18/04	L	52-66	H
1/23/05	L	49-61	A
1/29/06	W	61-52	H
2/8/07	W	74-69	A
2/3/08	W	59-50	H
2/12/09	L	54-58	A
2/14/10	L	68-72	H
2/6/11	W	64-62 (OT)	A
<b>Arkansas State</b> <b>0-1</b>			
12/29/94	L	72-81	N
<b>Auburn</b> <b>15-20</b>			
1/12/80	W	77-50	A
2/16/81	W	91-69	H
1/11/82	L	50-65	A
2/5/83	L	38-56	A
1/30/84	W	65-64	H
1/9/85	L	50-61	H
11/28/87	L	52-88	N
11/28/89	L	61-78	A
12/29/90	W	83-76	H
3/1/92	L	44-71	A
2/27/93	W	59-47	H
1/05/94	W	64-55	A
1/3/95	L	43-77	H
12/10/95	L	50-56	A
2/19/97	L	51-81	H
1/1/98	L	65-70	A
1/3/99	L	50-62	H
1/9/00	L	73-50	A
2/3/00	L	71-62	H
1/7/01	W	66-49	H

2/1/01	W	71-65	A
2/21/02	L	49-67	A
2/23/03	W	65-64	H
2/15/04	L	58-69	A
2/6/05	L	47-56	H
2/16/06	W	58-46	A
3/2/06	L	48-64	N
2/15/07	W	70-61	H
3/1/07	W	65-63	N
2/17/08	L	72-83	A
1/8/09	L	76-80	H
1/17/10	W	63-49	H
2/4/10	W	61-58	A
1/30/11	L	47-54	A
2/20/11	W	65-49	H
<b>Austin Peay</b> <b>1-0</b>			
12/30/93	W	90-51	N
<b>Benedict College</b> <b>2-0</b>			
2/23/78	W	74-44	N
12/1/78	W	86-45	A
<b>Berry</b> <b>2-0</b>			
1/13/78	W	90-80	N
2/19/86	W	96-65	A
<b>Bethune-Cookman</b> <b>1-0</b>			
12/21/05	W	87-26	H
<b>Birmingham Southern</b> <b>1-0</b>			
12/20/04	W	66-40	H

<b>Boston College</b> <b>1-0</b>	11/30/02	W	54-51	N
<b>Boston University</b> <b>0-1</b>	12/28/09	L	67-68	N
<b>Bowling Green</b> <b>1-0</b>	3/14/90	W	93-50	H
<b>Brown</b> <b>1-0</b>	12/29/09	W	73-46	N
<b>Buffalo</b> <b>1-0</b>	11/17/07	W	66-54	H
<b>Butler</b> <b>1-0</b>	12/21/10	W	67-54	H
<b>California</b> <b>1-0</b>	3/15/79	W	62-51	N
<b>Campbell</b> <b>3-0</b>	1/31/95	W	76-71	H
	12/4/95	W	82-59	H
	11/23/96	W	65-46	A
<b>Central Florida</b> <b>2-0</b>	2/17/86	W	90-67	H
	11/28/98	W	80-70	H



Michelle Murray posted 12 points, five rebounds and four blocks in the Feb. 27, 1993 win over No. 3 Auburn, which remains the highest-ranked team South Carolina has defeated in its women's basketball history.

# THE TIME IS NOW **SERIES HISTORY VS. OPPONENTS**

Charleston Southern 6-0			
12/6/91	W	86-26	A
12/7/92	W	75-43	H
2/16/99	W	78-74	H
1/5/00	W	73-38	H
12/4/07	W	72-26	H
12/1/10	W	75-53	H

Charlotte 16-6			
2/23/83	L	72-77	A
2/27/84	W	79-63	H
1/18/86	W	76-58	H
12/2/86	L	55-61	A
12/12/87	W	73-63	H
12/8/88	W	89-71	A
1/9/92	L	52-69	H
2/10/93	W	62-52	A
2/23/94	W	74-65	H
2/15/95	L	60-73	A
2/7/96	W	80-68	H
1/22/97	W	60-39	A
2/17/98	W	78-71	H
11/21/98	W	85-71	A
11/19/99	W	67-61	H
12/28/00	W	61-43	A
12/28/01	W	72-53	H
12/14/03	W	84-67	A
11/30/04	L	72-78	H
12/21/08	W	78-76	H
11/16/09	W	70-66 (OT)	A
3/20/11	L	57-69	H

Chattanooga 1-0			
3/23/03	W	68-54	N

Cheyney State 1-1			
1/9/80	L	57-60	A
1/21/85	W	73-60	H

Cincinnati 19-1			
1/17/84	L	77-80	A
2/12/84	W	112-102	H
1/24/85	W	78-77	A
2/9/85	W	80-65	H
1/25/86	W	67-63	H
2/10/86	W	80-56	A
3/3/86	W	61-48	H
1/9/87	W	86-57	H
2/7/87	W	69-60	A
3/5/87	W	77-46	N
1/11/88	W	71-44	A
2/8/88	W	55-53	H
1/16/89	W	63-61	A
2/13/89	W	58-48	H
3/10/89	W	63-60	N
1/13/90	W	81-41	H
2/10/90	W	64-46	A
1/14/91	W	53-47	H
2/11/91	W	81-58	A
3/18/02	W	75-56	H

Claflin 4-2			
12/10/74	W	71-67	
12/7/76	L	81-61	A
1/18/77	L	81-88	H
12/5/77	W	81-61	A
1/24/78	W	103-51	H
2/14/79	W	100-63	H

Clemson 23-33			
1/10/76	L	61-66	
2/23/76	L	62-73	
1/22/77	L	60-92	H
2/23/77	L	74-80	A
12/10/77	W	69-66	H
1/7/78	L	66-69	A
1/14/78	L	66-79	A
12/6/78	W	77-60	H
2/3/79	L	63-70	A
3/7/79	W	75-74	N
12/5/79	L	73-75	A
2/2/80	W	88-72	H
3/1/80	W	89-55	N
12/6/80	[W] L	86-67	H
2/7/81	L	70-78	A
3/10/81	W	81-64	A
12/12/81	W	82-74	A
2/6/82	W	99-91	H
12/8/82	W	73-58	H
1/22/83	L	73-89	A
12/3/83	L	77-80	A
2/11/84	L	73-81	H
12/5/84	L	62-70	H
2/25/85	L	61-83	A
12/7/85	L	61-62	A
2/3/86	W	86-72	H
12/6/86	W	74-65	A
2/11/87	W	57-54	H
1/30/88	L	60-62	H
2/10/88	L	62-72	A
1/26/89	W	64-62	H
1/28/89	L	67-74	A
12/9/89	W	82-64	H
1/8/90	W	74-52	H
12/8/90	L	40-73	H
1/16/91	W	75-62	H
2/12/92	L	69-81	A
2/3/93	W	55-54	H
2/16/94	L	75-90	A
12/8/94	W	79-73	H
2/5/96	L	57-75	A
12/18/96	L	60-66	H
11/25/97	L	59-73	A
12/17/98	L	67-84	H
11/29/99	L	65-46	A
11/29/00	L	43-56	H
11/28/01	L	63-71	A
11/22/02	W	72-58	H
11/21/03	L	99-103 (OT)	A
12/3/04	L	79-87 (OT)	H
1/2/06	W	77-46	A
11/20/06	W	80-48	H
12/22/07	W	64-43	A
11/19/08	L	45-52	H
11/19/09	L	92-94 (2OT)	A

Coastal Carolina 7-0			
2/28/75	W	66-47	N
1/5/91	W	86-51	A
2/22/95	W	89-53	H
1/16/96	W	92-39	H
12/19/99	W	67-57	H
12/18/01	W	94-34	H
12/29/04	W	70-50	H

College of Charleston 13-9			
12/6/74	W	86-74	
2/12/75	L	55-59	
1/26/76	L	93-116	
1976	L	56-65	
1976	L	70-74	
1/11/77	L	68-94	A
2/26/77	L	61-80	H
12/22/77	L	61-62	N
2/6/78	W	82-69	A
2/11/78	L	63-68	N
2/18/78	W	69-64	H
2/25/78	W	85-81	N
3/4/78	W	84-80	N
12/15/78	W	79-63	H
2/7/79	W	73-51	A
12/7/91	L	63-66	A
12/1/92	W	72-78	H
1/3/94	W	106-72	H
12/20/96	W	74-54	H
11/24/02	W	83-54	H
1/28/04	W	84-61	A
1/13/05	W	67-37	H

Columbia College 2-0			
1/24/77	W	87-61	A
1978	W	119-70	A

Connecticut 0-2			
12/17/07	L	39-97	A
12/28/08	L	48-77	H

Cornell 1-0			
12/30/96	W	60-56	N

Davidson 2-0			
2/6/75	W	75-48	
11/24/08	W	68-47	H

DePaul 2-2			
1/13/82	L	72-80	A
3/2/83	W	79-58	H
12/5/89	L	58-63	H
3/1/89	W	85-56	H

Detroit 1-0			
12/3/82	W	75-47	A

District of Columbia 1-0			
2/23/81	W	97-63	H

Drake 3-0			
3/17/79	W	74-71	N
11/27/87	W	78-49	N
3/23/02	W	79-65	N



Jocelyn Penn helped South Carolina into the 2002 NCAA Elite Eight with 19 points and eight rebounds against Drake. It is the farthest into the NCAA Tournament any Gamecock basketball team has gone – men or women.

12  
11  
10  
09  
08  
07  
06  
05  
04  
03  
02  
01  
00  
159

# SERIES HISTORY VS. OPPONENTS THE TIME IS NOW

12  
11  
10  
09  
08  
07  
06  
05  
04  
03  
02  
01  
00  
160

Duke 1-1			
11/25/01	W	87-81 (OT)	A
3/25/02	L	68-77	N

Duquesne 1-1			
12/10/00	L	65-67	A
11/30/01	W	75-61	H

East Carolina 14-1			
2/15/75	L	64-74	
2/18/77	W	74-44	N
3/11/78	W	77-70	N
12/11/78	W	86-64	A
1/26/80	W	97-54	H
2/27/82	W	86-81	A
3/14/82	W	79-54	H
1/28/84	W	67-51	H
2/25/84	W	64-55	A
12/15/84	W	68-54	H
1/2/85	W	83-61	A
11/28/86	W	61-55	N
1/4/88	W	71-53	H
2/27/89	W	84-59	A
1/19/98	W	67-60	H

East Tennessee State 10-1			
1/19/80	W	103-60	H
1/18/82	W	64-63	H
2/14/83	L	59-70	A
12/28/91	W	79-54	N
1/7/92	W	75-65	A
1/27/93	W	86-53	H
1/26/94	W	93-83	A
1/18/95	W	81-67	H
1/8/97	W	75-71	H
12/19/00	W	117-71	H
11/12/06	W	78-53	H

Elon 0-2			
2/5/75	L	79-90	
3/6/75	L	77-82	A

Erskine 1-0			
3/3/77	W	73-71	N

Fairleigh Dickinson 1-0			
12/31/94	W	109-86	N

Federal City 1-0			
1/17/76	W	86-72	

Florida 8-20			
12/1/79	W	93-50	A
1/21/81	W	86-48	H
2/8/92	W	66-50	A
2/6/93	L	53-74	H
2/20/94	L	68-80	A
2/18/95	L	49-69	H
1/14/96	L	51-70	A
3/1/96	L	48-65	N

1/12/97	L	62-66	H
1/17/98	L	68-82	A
1/17/99	L	66-78	H
1/23/00	L	76-62	H
1/30/00	L	79-63	A
1/21/01	L	85-97	H
1/28/01	L	53-91	A
2/3/02	W	69-59	A
1/30/03	W	78-64	H
1/22/04	L	56-61	A
1/16/05	L	57-67	H
2/12/06	W	81-63	A
1/25/07	W	79-51	H
1/27/08	L	57-60	H
2/24/08	W	69-65	A
3/6/08	L	57-71	N
1/15/09	L	63-77	H
2/22/09	L	66-82	A
1/24/10	L	56-59	A
1/9/11	L	63-65	H

Florida A&M 6-0			
2/4/81	W	100-51	H
11/13/98	W	78-51	A
11/22/99	W	73-51	H
12/30/01	W	82-29	H
11/29/03	W	96-66	H
12/14/04	W	88-55	H

Florida Atlantic 1-0			
12/15/99	W	98-60	H

Florida International 2-0			
2/27/83	W	87-73	A
11/25/07	W	82-66	A

Florida State 16-2			
2/12/78	W	115-52	N
11/29/79	W	93-68	A
1/29/81	W	69-57	H
1/27/82	W	82-81	A
2/6/84	W	69-62	H
1/19/85	W	70-61	A
1/2/86	W	81-57	H
1/19/87	W	63-56	A
2/16/87	W	64-61	H
1/25/88	W	85-55	A
2/22/88	W	96-86	H
1/23/89	W	99-82	H
2/20/89	W	76-68	A
1/22/90	W	75-72	H
3/1/90	W	75-59	A
1/21/91	L	60-69	H
2/4/91	W	92-91	A
3/6/91	L	53-54	N

Fordham 1-0			
12/3/06	W	77-38	H

Francis Marion 11-6			
12/7/74	W	86-54	
1/10/75	W	75-51	
1/14/75	W	62-50	
1/22/75	W	70-63	
1/28/76	L	77-78	
2/18/76	L	74-91	
1976	W	79-65	
1/12/77	L	58-74	H
2/21/77	L	85-92	A
3/4/77	L	61-65	N
1/28/78	W	64-57	H
2/13/78	W	75-73	A
2/24/78	W	68-64	N
1/17/79	W	69-58	H
2/5/79	W	69-62	A
2/7/83	W	95-89	H
2/20/84	L	72-73	A

Furman 10-1			
1/31/76	W	79-59	A
1/29/77	W	111-68	H
3/2/87	W	81-63	H
2/18/88	W	83-64	A
1/22/92	W	60-53	H
1/20/93	W	56-49	A
2/2/94	W	77-74	H
1/25/95	L	84-101	A
11/27/95	W	92-54	H
11/23/97	W	84-57	H
11/16/01	W	94-74	H

George Mason 2-0			
1/20/99	W	73-70	A
1/2/00	W	62-48	H

Georgia 6-31			
2/13/76	L	60-62	N
2/9/78	W	71-49	N
1/30/82	L	75-82	A
1/22/83	L	72-74	H
1/22/86	L	70-93	A
1/2/87	L	56-69	H
2/3/88	L	60-82	A
1/12/89	L	73-82	H
12/30/89	L	64-76	N
2/15/90	L	57-72	A
12/11/90	L	56-74	H
1/18/92	L	62-63	A
1/16/93	W	77-57	H
1/29/94	L	76-80	A
1/29/95	L	58-80	H
2/11/96	L	79-61	A
2/01/97	L	35-78	H
2/4/98	L	61-80	A
2/3/99	L	58-62	H
2/10/00	L	61-84	A
2/8/01	L	55-92	H
1/10/02	W	71-64	A
2/7/02	W	64-59	H
1/19/03	L	59-67	H
2/13/03	L	91-97 (OT)	A
2/22/04	L	50-73	H

3/4/04	L	42-73	N
2/10/05	L	51-67	A
1/26/06	L	65-74	H
2/11/07	L	57-81	A
2/28/08	L	41-55	H
1/11/09	L	63-69	A
2/7/10	W	52-42	A
2/25/10	L	49-65	H
1/2/11	L	51-61	A
1/27/11	W	57-48	H
3/4/11	L	34-66	N

Georgia Southern 17-2			
12/3/77	W	74-59	A
1/25/78	W	87-65	H
12/9/78	W	113-51	H
11/28/79	W	72-69	A
12/3/80	[W] L	91-51	H
2/1/82	W	84-64	H
2/1/84	W	83-61	H
2/4/85	W	81-61	A
11/29/86	W	68-51	A
12/8/86	W	64-60	H
12/19/87	W	76-72	A
12/12/88	W	89-68	H
12/11/90	W	82-52	H
2/4/92	W	67-24	H
12/6/93	W	89-86	H
1/10/95	W	79-74	A
12/18/99	W	80-59	H
12/3/02	W	75-54	H
11/29/05	L	66-73	H

Georgia State 7-0			
12/17/77	W	96-69	H
2/4/78	W	60-45	A
2/17/82	W	77-47	H
1/29/83	W	85-68	A
2/28/87	W	96-66	H
12/19/91	W	57-56	N
12/29/93	W	79-47	N

Hartford 1-0			
3/18/07	W	81-40	H

Harvard 1-0			
12/19/97	W	72-69	H

Hawaii 3-0			
12/3/81	W	89-52	A
12/4/81	W	74-46	A
11/25/90	W	81-61	A

High Point 4-1			
12/22/78	L	68-69	N
11/18/05	W	71-35	H
12/20/06	W	87-49	H
12/5/08	W	81-61	H
12/2/09	W	70-52	H



# THE TIME IS NOW **SERIES HISTORY VS. OPPONENTS**

**Hofstra 0-1**

3/21/07	L	59-64	H
---------	---	-------	---

**Holy Cross 1-1**

11/27/88	W	80-75	N
12/28/92	L	66-74	N

**Illinois 1-1**

11/23/07	L	58-91	N
11/15/10	W	61-48	H

**Indiana 3-1**

12/29/83	W	83-76	H
11/30/84	W	74-67	A
11/24/99	W	95-79	A
11/22/00	L	58-69	H

**Iowa 1-0**

12/29/89	W	82-76	N
----------	---	-------	---

**Jackson State 1-0**

12/7/07	W	82-49	H
---------	---	-------	---

**Jacksonville 2-0**

11/27/04	W	79-54	H
12/30/08	W	58-50	H

**James Madison 0-2**

3/7/75	L	61-71	N
2/11/77	L	54-73	N

**Kansas State 1-1**

12/20/80	[W] L	82-62	N
11/29/81	W	81-65	A

**Kentucky 18-28**

1/10/79	W	66-41	A
1/3/80	W	84-61	H
1/24/81	L	65-70	A
3/14/81	L	69-87	N
2/13/82	W	91-81	H
3/19/82	L	69-73	N
2/2/83	L	77-89	A
12/10/83	L	69-77	H
12/1/84	L	62-75	A
12/3/91	L	63-75	H
12/9/92	L	55-76	A
1/8/94	L	63-82	H
3/4/94	L	80-83	N
1/7/95	L	67-85	A
1/24/96	W	66-53	A
2/24/96	W	76-65	H
1/29/97	W	68-59	H
2/22/97	L	52-76	A
2/8/98	L	73-87	A
2/21/98	W	67-65	H
2/11/99	L	76-78	H
2/21/99	L	65-93	A
2/13/00	L	73-71	A

2/20/00	W	64-51	H
2/11/01	W	70-62	H
2/18/01	L	59-61	A
1/20/02	W	78-49	H
2/10/02	W	74-73	A
2/2/03	W	49-46	A
2/27/03	W	97-51	H
1/25/04	L	61-75	H
2/26/04	L	54-71	A
1/30/05	L	50-66	A
2/24/05	W	60-47	H
1/8/06	L	60-72	A
2/9/06	L	71-75	H
1/4/07	L	55-59	A
1/28/07	W	66-56	H
1/24/08	L	62-66	H
3/2/08	W	65-57	A
2/5/09	L	47-61	A
3/1/09	L	53-70	H
1/14/10	W	79-71	H
2/21/10	L	50-71	A
1/13/11	L	48-66	A
2/10/11	W	66-61	H

**Lander 2-0**

12/11/74	W	80-61	
1/20/75	W	94-38	

**Liberty 1-0**

3/16/02	W	69-61	H
---------	---	-------	---

**Longwood 1-0**

2/21/06	W	99-48	H
---------	---	-------	---

**Louisiana-Lafayette 3-1**

11/18/01	W	72-61	H
12/18/02	W	60-41	H
12/18/03	W	72-59	H
11/25/06	L	68-83	H

**Louisiana Tech 1-3**

3/23/80	W	77-69	N
12/9/80	[L] L	70-97	A
1/08/82	L	58-71	H
1/15/83	L	54-94	A

**Louisville 16-4**

1/17/80	W	98-43	H
1/27/80	W	80-62	A
2/4/84	L	63-66	H
2/22/84	L	74-79	A
1/25/85	W	73-72	A
2/7/85	W	90-73	H
1/27/86	W	83-77	H
2/8/86	W	80-67	A
1/12/87	L	68-69	H
2/9/87	W	52-51	A
1/13/88	W	57-55	A
2/6/88	W	55-45	H
1/14/89	W	81-74	A
2/18/89	W	89-59	H
1/15/90	W	65-52	H

2/12/90	W	74-64	A
3/9/90	W	80-60	N
1/12/91	W	75-67	H
2/9/91	W	66-62	H
11/29/91	L	47-74	N

**Loyola (Md.) 0-1**

12/29/96	L	65-86	N
----------	---	-------	---

**LSU 4-21**

1/2/93	W	66-56	H
1/15/94	W	90-82	A
1/14/95	L	78-90	H
2/17/96	L	62-78	H
2/15/97	L	66-73	A
12/4/97	L	56-75	A
2/14/98	L	67-86	H
2/26/98	W	76-61	N
12/1/98	L	73-88	H
2/14/99	L	63-80	A
2/27/00	L	70-55	A
2/25/01	L	72-83	H
2/17/02	L	62-72	A
2/6/03	L	66-69	H
2/1/04	L	62-82	A
2/13/05	L	36-66	H
1/12/06	L	46-79	A
2/4/07	L	46-49	H
1/31/08	L	37-67	A
1/29/09	L	56-63	H
1/3/10	L	58-70	H
1/21/10	L	52-69	A
1/6/11	W	63-61	H
2/24/11	L (OT)	54-51	A

**Maine 1-0**

11/30/91	W	56-53	A
----------	---	-------	---

**Marist 1-0**

12/18/95	W	95-40	N
----------	---	-------	---

**Marshall 3-1**

1/8/83	W	87-62	H
1/15/84	L	80-89	A
1/7/87	W	66-57	H
3/7/88	W	70-58	A

**Maryland 0-1**

12/29/97	L	60-74	N
----------	---	-------	---

**Memphis 16-5**

3/10/78	W	82-80	N
2/19/81	W	76-73	A
2/10/82	W	92-67	H
1/10/83	L	67-79	A
2/14/84	W	75-59	H
3/6/84	L	60-64	N
1/30/85	L	54-57	A
1/4/86	W	69-62	H
1/24/87	W	78-68	A
2/14/87	L	66-70	H

1/18/88	W	80-62	H
2/15/88	L	69-84	A
3/12/88	W	81-70	N
1/7/89	W	97-72	H
2/4/89	W	81-53	A
1/27/90	W	79-65	H
2/17/90	W	90-55	H
1/3/91	W	80-69	H
2/18/91	W	96-49	H
2/26/92	W	61-50	H
1/25/93	W	73-68	A

**Mercer 6-2**

1/11/75	L	63-81	
12/15/77	W	74-64	A
12/21/77	W	76-51	N
1/15/81	[W] L	82-54	H
1/5/82	W	56-50	A
1/21/83	W	92-70	H
11/26/03	W	99-78	H
11/24/06	W	77-30	H

**Miami (Fla.) 2-0**

2/28/83	W	66-56	A
11/28/93	W	71-68	N

**Michigan 3-0**

2/8/80	W	84-50	N
12/01/94	W	82-78	H
12/01/95	W	78-69	A

**Middle Tennessee State 1-2**

3/5/86	L	77-78	H
12/16/02	W	65-50	H
12/18/04	L	56-69	A

**Minnesota 3-1**

11/27/94	W	78-75	A
11/29/95	W	73-35	H
1/3/04	L	53-63	A
12/13/05	W	79-61	H

**Mississippi 14-17**

11/25/78	L	76-84	H
12/12/79	W	68-52	A
2/14/81	W	87-70	H
1/25/92	L	67-69	H
1/23/93	L	57-81	A
3/5/93	L	57-59	N
1/11/94	L	53-78	H
2/4/95	L	58-91	A
1/28/96	W	69-66	H
1/25/97	L	55-67	A
1/31/98	W	79-72	H
1/31/99	L	56-68	A
2/6/00	W	75-58	H
2/4/01	L	53-69	A
3/1/01	L	68-75	N
2/4/02	W	82-58	H
3/2/03	W	91-68	A
3/6/03	W	79-64	N
2/5/04	L	65-71	H

12  
11  
10  
09  
08  
07  
06  
05  
04  
03  
02  
01  
00

# SERIES HISTORY VS. OPPONENTS THE TIME IS NOW

12	2/27/05	L	51-57	A
	3/3/05	L	50-53	N
	2/19/06	W	77-66	H
	1/18/07	L	57-76	A
	1/20/08	L	61-74	A
11	2/10/08	W	71-62	H
	1/22/09	W	76-67	A
	2/8/09	L	65-66	H
	1/28/10	W	64-50	H
	3/4/10	L	63-64	N
10	1/16/11	W (OT)	63-58	A
	3/3/11	W	62-50	N

## Mississippi State 10-16

09	12/29/84	W	84-60	H
	1/15/86	L	51-57	A
	2/22/92	L	42-58	A
	1/7/93	W	72-61	H
	12/8/93	L	83-97	A
08	12/6/94	W	63-56	H
	1/3/96	L	61-62	A
	1/2/97	L	71-81	H
	1/11/98	L	62-70	A
	1/10/99	L	66-69	H
	1/17/00	L	86-73	A
	2/15/01	W	76-59	H
07	1/6/02	W	79-64	A
	1/9/03	W	83-79	H
	3/7/03	L	75-79	N
	2/19/04	L	62-72	A
	1/6/05	L	48-55	H
06	2/5/06	W	51-46	A
	2/23/06	W	75-47	H
	1/21/07	L	73-87	A
	2/25/07	W	72-66 (OT)	H
	2/21/08	L	54-48	H
05	2/26/09	L	41-58	A
	3/5/09	L	39-49	N
	2/11/10	L	53-55	H
	2/13/11	W	60-53	A

## Missouri 1-0

04	11/24/01	W	72-60	N
----	----------	---	-------	---

## Montana State 1-0

03	11/24/00	W	63-52	N
----	----------	---	-------	---

## Montclair State 1-0

02	1/7/80	W	77-64	A
----	--------	---	-------	---

## Morehead State 1-0

01	3/8/79	W	70-64	N
----	--------	---	-------	---

## Nebraska 0-1

00	12/4/92	L	51-63	N
----	---------	---	-------	---

## Nevada 1-1

	11/29/97	L	63-72	A
	12/3/99	W	63-58	N

## New Hampshire 1-0

	12/30/97	W	75-70	N
--	----------	---	-------	---

## New Mexico 1-0

	12/6/03	W	69-52	A
--	---------	---	-------	---

## New Orleans 1-2

	2/10/83	W	77-67	H
	1/8/86	L	73-79	A
	1/22/87	L	53-54	H

## North Carolina 6-9

	1/24/76	L	65-75	
	1/20/79	W	69-60	A
	2/16/80	W	94-62	H
	3/9/81	W	83-77	A
	12/14/85	L	71-72	A
	1/28/87	L	46-67	H
	12/12/87	L	73-77	A
	1/4/89	W	98-71	H
	1/6/91	W	76-69	N
	12/21/00	L	68-74	N
	12/20/01	W	85-53	N
	12/20/02	L	69-78	N
	12/20/03	L	53-77	N
	12/20/09	L	85-93	N
	12/19/10	L	51-75	N

## North Carolina A&T 2-0

	11/17/06	W	117-63	H
	3/21/08	W	102-74	H

## North Carolina State 11-18

	12/20/77	L	73-75	N
	1/21/78	L	65-83	A
	3/9/78	L	52-77	N
	1/4/79	L	60-68	A
	2/17/79	W	79-66	H
	3/10/79	L	64-67	N
	1/14/80	W	78-67	A
	2/26/80	W	76-62	H
	3/08/80	W	68-55	H
	1/6/81	[W] L	78-57	H
	3/6/82	W	71-70	A
	12/11/82	W	81-76	H
	12/7/83	L	74-80	A
	12/2/85	L	55-66	H
	12/4/86	L	42-63	A
	1/2/88	L	68-71	H
	2/15/89	W	67-62	A
	1/31/90	L	65-90	H
	11/24/90	L	58-62	N
	1/31/91	L	59-72	A
	12/3/94	W	84-71	N
	12/30/99	L	69-55	A
	12/4/00	L	48-55	H
	12/16/04	L	48-75	H
	11/29/06	L	41-53	A
	3/24/08	L	69-72	A
	1/14/09	W	56-55	A
	12/13/09	W	74-71	H

## North Greenville 1-1

	12/11/76	L	64-71	A
	2/2/77	W	77-70	H

## Northern Illinois 3-0

	12/29/85	W	86-66	H
	12/3/87	W	83-71	A
	12/3/89	W	87-84	A

## Northwestern 2-1

	3/15/80	W	64-61	A
	3/17/90	W	76-67	A
	11/25/95	L	78-82	N

## Notre Dame 2-1

	1/31/81	W	124-48	A
	2/20/82	W	76-54	H
	11/27/09	L	55-78	N

## Ohio 4-0

	12/8/95	W	73-59	H
	12/6/96	W	66-62	A
	12/15/05	W	77-49	H
	11/28/08	W	43-34	N

## Ohio State 1-2

	1/9/79	L	52-56	A
	2/18/80	W	75-47	H
	1/8/81	[L] L	62-69	A

## Oklahoma 0-3

	12/7/06	L	51-78	H
	12/30/07	L	63-95	A
	11/26/09	L	67-75	N

## Old Dominion 6-9

	2/10/77	L	44-63	N
	2/19/79	W	73-49	H
	2/13/80	L	56-81	A
	2/12/81	W	74-64	H
	3/13/81	L	71-73	A
	2/25/82	L	63-84	A
	3/5/83	L	60-72	H
	1/16/85	L	72-79	A
	2/12/86	W	65-57	H
	1/14/87	L	51-77	A
	1/19/89	L	66-67	H
	1/20/90	W	75-54	H
	1/30/92	W	64-51	H
	1/12/93	W	67-65	A
	11/27/93	L	69-79	A

## Oregon 2-0

	3/16/79	W	84-63	N
	11/28/02	W	67-40	N

## Penn State 4-5

	2/9/80	W	71-70	A
	2/15/82	W	77-76	A
	1/18/83	W	66-63	H
	3/25/03	L	67-77	A
	11/14/06	L	57-68	A
	11/20/07	L	63-70	H
	11/16/08	L	42-56	A
	11/22/09	W	63-56	H
	11/21/10	L	48-78	A

## Pepperdine 1-0

	11/30/96	W	76-72	N
--	----------	---	-------	---

## Pfeiffer 0-1

	12/21/78	L	81-84	N
--	----------	---	-------	---

## Pittsburgh 2-0

	12/19/81	W	73-60	A
	1/21/84	W	78-68	H

## Presbyterian 1-0

	12/28/10	W	68-40	H
--	----------	---	-------	---

## Purdue 0-2

	11/26/00	L	53-68	N
	11/26/05	L	48-56	N

## Queens College 1-0

	1/27/79	W	103-55	N
--	---------	---	--------	---

## Rhode Island 1-0

	11/26/88	W	92-55	N
--	----------	---	-------	---

## Rice 1-1

	2/13/95	W	87-71	H
	11/10/00	L	56-61	A

## Richmond 0-1

	12/29/91	L	55-65	A
--	----------	---	-------	---

## Rutgers 1-1

	1/6/82	W	84-74	H
	1/4/83	L	69-90	A

## Saint Francis (Pa.) 1-0

	11/907	W	93-33	H
--	--------	---	-------	---

## Saint Joseph's (Pa.) 2-0

	1/26/79	W	78-56	N
	1/2/82	W	50-48	A

## Samford 1-0

	12/28/06	W	64-56	H
--	----------	---	-------	---





# SERIES HISTORY VS. OPPONENTS THE TIME IS NOW

12

2/3/90	W	76-55	A
3/8/90	W	71-62	N
1/26/91	W	73-49	H
2/23/91	W	79-73	A
3/4/91	W	80-44	N
12/19/95	W	72-66	N

11

<b>UAB 3-0</b>			
2/19/83	W	73-71	H
2/12/85	W	79-64	A
12/20/91	W	71-68	A

10

<b>UC Davis 0-1</b>			
11/28/10	L	52-61	A

09

<b>UCLA 0-1</b>			
1/5/81	[W] L	86-81	H

08

<b>UNC Asheville 3-0</b>			
2/24/86	W	111-36	H
12/5/98	W	80-40	H
1/3/08	W	80-52	H

07

<b>UNC Greensboro 2-1</b>			
1/24/75	W	70-54	H
2/3/75	W	71-66	A
2/14/75	L	84-86	N

06

<b>UNC Wilmington 4-0</b>			
11/25/98	W	82-62	H
12/30/06	W	75-42	A
12/1/08	W	72-60	H
11/29/09	W	57-54	N

05

<b>UNLV 1-2</b>			
11/25/85	L	62-77	A
2/28/88	W	98-97	N
11/15/05	L	63-66	N

04

<b>USC Aiken 1-0</b>			
2/24/79	W	91-42	A

03

<b>USC Upstate 1-0</b>			
12/16/09	W	71-57	H

02

<b>UTEP 1-0</b>			
11/28/97	W	100-60	N

<b>Valdosta State 1-1</b>			
2/12/79	L	91-98	A
1/21/80	W	88-56	H

<b>Valparaiso 1-0</b>			
11/26/94	W	79-53	N

<b>Vanderbilt 6-21</b>			
3/13/91	L	64-73	A
12/31/91	W	72-65	H
3/6/92	L	47-58	N
2/13/93	L	48-58	A
2/26/94	L	56-71	H
3/2/95	L	58-98	A
1/8/96	L	69-80	H
1/5/97	L	33-70	A
1/14/98	W	70-66	H
1/28/98	L	53-66	A
1/14/99	L	54-81	A
1/28/99	L	63-76	H
1/20/00	W	52-48	H
3/2/00	L	80-58	N
1/18/01	L	56-85	A
1/3/02	W	71-52	H
1/16/03	W	66-57	A
2/29/04	L	41-62	H
1/9/05	L	43-88	A
1/15/06	L	59-67	H
2/26/06	L	71-88	A
1/11/07	L	66-67	H
2/18/07	L	65-83	A
2/7/08	L	48-78	A
1/25/09	L	56-66	H
2/28/10	W	73-70	A
2/27/11	L (OT)	60-74	H

<b>Virginia 2-3</b>			
2/28/81	W	71-52	A
12/20/84	L	68-70	H
12/21/85	L	58-85	A
1/2/05	L	49-66	A
11/15/07	W	66-64	H

<b>Virginia Commonwealth 2-1</b>			
1/10/91	W	69-64	H
11/26/96	L	52-66	H
12/16/97	W	86-79	A

<b>Virginia Tech 15-6</b>			
12/08/79	W	86-68	H
12/1/80	[W] L	78-42	A
2/18/84	W	89-74	H
3/3/84	W	80-70	A
3/7/84	L	76-89	N
2/2/85	L	58-59	A
2/21/85	W	76-72	H
2/1/86	W	92-83	A
2/15/86	W	69-53	H
3/2/86	W	67-54	H
1/5/87	W	60-52	A
2/2/87	L	65-69	H
3/6/87	W	59-55	A
2/1/88	W	75-44	H
3/5/88	W	73-69	A
1/30/89	W	86-52	H
2/25/89	L	59-63	A
2/5/90	W	72-47	H
2/21/90	W	67-59	A
1/19/91	L	67-69	A
2/16/91	W	66-51	H

<b>Voorhees 5-0</b>			
2/27/75	W	81-62	
12/09/75	W	81-73	
2/2/76	W	88-74	
2/5/77	W	75-58	A
2/28/77	W	87-60	H

<b>Wake Forest 2-1</b>			
11/24/95	W	83-69	N
12/3/08	L	57-74	A
12/17/09	W	62-52	H

<b>Washington 0-2</b>			
3/22/90	L	61-73	N
11/14/05	L	53-65	A

<b>Western Carolina 4-0</b>			
12/17/83	W	84-59	H
2/16/93	W	69-54	H
1/13/94	W	114-56	A
12/29/05	W	95-53	H

<b>Western Kentucky 1-0</b>			
2/27/88	W	65-64	N

<b>Wheeling College 1-0</b>			
1/13/79	W	137-34	H

<b>William Penn 1-0</b>			
11/28/81	W	75-56	N

<b>Winthrop 6-5</b>			
2/19/75	L	77-79	
3/1/75	L	57-82	
1/19/76	L	73-75	
1976	W	74-66	
1/14/77	W	81-78	H
2/17/77	L	68-79	A
1/27/78	L	58-60	A
2/21/79	W	81-42	H
2/5/97	W	90-55	H
11/20/05	W	73-42	H
1/1/07	W	75-30	H

<b>Wisconsin-Milwaukee 1-0</b>			
12/28/98	W	89-63	N

<b>Wofford 6-0</b>			
2/19/96	W	87-47	H
2/24/97	W	80-50	A
11/18/98	W	111-71	H
1/24/01	W	87-45	A
12/08/01	W	77-53	H
12/4/02	W	99-46	H

<b>Wright State 1-0</b>			
12/2/89	W	86-45	N

<b>Xavier 0-2</b>			
3/17/06	L	65-70	A
11/12/10	L	65-84	H

<b>Yale 1-0</b>			
12/5/92	W	64-57	N

# THE TIME IS NOW **HISTORY VS. RANKED OPPONENTS**

Date	Opp.	Opponent	SC		Result	Score	Date	Opp.	Opponent	SC		Result	Score
	Rank		Rank	Rank				Site					
2/27/11	4	Tennessee	A	L	60-82	3/25/03	15	Penn State	16	A	L	67-77	
2/10/11	15	Kentucky	H	W	66-61	3/7/03	10	Mississippi State	16	N	L	75-79	
1/27/11	20	Georgia	H	W	57-48	2/16/03	13	Arkansas	15	H	W	83-59	
1/20/11	5	Tennessee	H	L	56-71	2/13/03	16	Georgia	15	A	L (2OT)	91-97	
1/13/11	19	Kentucky	A	L	48-66	2/6/03	4	LSU	16	H	L	66-69	
12/19/10	10	North Carolina	N	L	51-75	1/23/03	4	Tennessee	15	A	L	78-97	
11/26/10	3	Stanford	A	L	32-70	1/16/03	17	Vanderbilt	14	A	W	66-57	
11/12/10	5	Xavier	H	L	65-84	1/12/03	11	Arkansas	13	A	L	58-67	
2/28/10	22	Vanderbilt	A	W	73-70	1/9/03	15	Mississippi State	13	H	W	83-79	
2/25/10	24	Georgia	H	L	49-65	12/20/02	13	North Carolina	18	N	L	69-78	
2/21/10	16	Kentucky	A	L	50-71	11/30/02	18	Boston College	N	W	54-51		
2/7/10	14	Georgia	A	W	52-42	3/25/02	3	Duke	13	N	L	68-77	
1/31/10	5	Tennessee	H	L	55-60	3/18/02	19	Cincinnati	13	H	W	75-56	
1/21/10	18	LSU	A	L	52-69	2/7/02	22	Georgia	9	H	W	64-59	
1/7/10	4	Tennessee	A	L	62-79	2/3/02	15	Florida	11	A	W	69-59	
1/3/10	11	LSU	H	L	58-70	1/17/02	3	Tennessee	8	H	L	61-80	
12/20/09	9	North Carolina	N	L	85-93	1/10/02	15	Georgia	9	A	W	71-64	
11/28/09	23	San Diego State	N	W	58-55	1/3/02	6	Vanderbilt	14	H	W	71-52	
11/27/09	5	Notre Dame	N	L	55-78	12/20/01	16	North Carolina	23	N	W	85-53	
11/28/09	20	Oklahoma	N	L	67-75	11/25/01	9	Duke	A	W (OT)	87-81		
2/22/09	15	Florida	A	L	66-82	2/25/01	14	LSU	H	L	72-83		
1/25/09	17	Vanderbilt	H	L	56-66	2/8/01	6	Georgia	H	L	55-92		
1/18/09	13	Tennessee	A	L	56-68	1/28/01	10	Florida	A	L	53-91		
1/15/09	19	Florida	H	L	63-77	1/21/01	10	Florida	H	L	85-97		
1/8/09	9	Auburn	H	L	76-80	1/18/01	16	Vanderbilt	A	L	56-85		
12/28/08	1	Connecticut	H	L	48-77	1/11/01	2	Tennessee	A	L	45-99		
12/19/08	3	Stanford	H	L	47-78	1/7/01	20	Auburn	H	W	87-60		
2/28/08	20	Georgia	H	L	41-55	12/4/00	22	NC State	H	L	48-55		
1/31/08	8	LSU	A	L	37-67	11/26/00	4	Purdue	N	L	53-68		
1/13/08	2	Tennessee	H	L	48-71	2/27/00	9	LSU	A	L	55-70		
12/30/07	9	Oklahoma	A	L	63-95	2/3/00	13	Auburn	H	L	62-71		
12/17/07	2	Connecticut	A	L	39-97	1/17/00	21	Mississippi State	A	L	73-86		
3/2/07	2	Tennessee	N	L	63-81	1/14/00	2	Tennessee	H	L	76-92		
2/18/07	12	Vanderbilt	A	L	65-83	1/9/00	5	Auburn	A	L	50-73		
2/11/07	9	Georgia	A	L	57-81	12/30/99	4	NC State	A	L	55-69		
2/4/07	7	LSU	H	L	46-49	12/17/99	14	Clemson	H	L	67-84		
2/1/07	3	Tennessee	A	L	36-72	2/14/99	20	LSU	A	L	63-80		
1/18/07	24	Mississippi	A	L	57-76	2/7/99	21	Alabama	A	L	73-87		
1/11/07	14	Vanderbilt	H	L	66-67	2/3/99	8	Georgia	H	L	58-62		
1/8/07	10	Stanford	A	L	54-69	1/17/99	18	Florida	H	L	66-78		
12/7/06	3	Oklahoma	H	L	51-78	1/7/99	2	Tennessee	A	L	58-87		
2/26/06	24	Vanderbilt	A	L	71-88	2/4/98	24	Georgia	A	L	61-80		
1/26/06	15	Georgia	H	L	65-74	1/28/98	6	Vanderbilt	A	L	53-66		
1/15/06	23	Vanderbilt	H	L	59-67	1/17/98	12	Florida	A	L	68-82		
1/12/06	3	LSU	A	L	46-79	1/14/98	5	Vanderbilt	H	W	70-66		
1/4/06	1	Tennessee	H	L	51-66	1/6/98	1	Tennessee	H	L	52-94		
12/13/05	14	Minnesota	H	W	79-61	1/1/98	20	Auburn	A	L	65-70		
11/26/05	19	Purdue	N	L	48-56	2/28/97	11	Tennessee	N	L	48-75		
11/25/05	18	Texas	N	L	55-59	2/15/97	13	LSU	A	L	66-73		
2/17/05	6	Tennessee	A	L	44-74	2/11/97	9	Tennessee	A	L	59-90		
2/13/05	1	LSU	H	L	36-66	2/9/97	7	Alabama	A	L	38-87		
2/10/05	18	Georgia	A	L	51-67	2/1/97	7	Georgia	H	L	35-78		
1/27/05	5	Tennessee	H	L	53-68	1/18/97	13	Arkansas	H	L	71-82		
1/9/05	16	Vanderbilt	A	L	43-88	1/12/97	25	Florida	H	L	62-66		
3/4/04	20	Georgia	N	L	42-73	1/5/97	11	Vanderbilt	A	L	33-70		
2/29/04	24	Vanderbilt	H	L	41-62	12/18/96	22	Clemson	H	L	60-66		
2/22/04	18	Georgia	H	L	50-73	2/22/96	12	Alabama	H	L (OT)	68-75		
2/15/04	14	Auburn	A	L	58-69	2/15/96	6	Tennessee	H	L (OT)	73-79		
2/8/04	1	Tennessee	A	L	58-72	2/11/96	1	Georgia	A	L	61-79		
2/1/04	15	LSU	A	L	62-82	2/5/96	17	Clemson	A	L	57-75		
1/15/04	5	Tennessee	H	L	58-86	1/21/96	20	Arkansas	A	L	58-66		
1/3/04	6	Minnesota	A	L	53-67	1/14/96	24	Florida	A	L	51-70		
12/20/03	15	North Carolina	N	L	53-77	1/8/96	2	Vanderbilt	H	L	69-80		

12  
11  
10  
09  
08  
07  
06  
05  
04  
03  
02  
01  
00

# HISTORY VS. RANKED OPPONENTS THE TIME IS NOW

	Date	Opp. Rank	Opponent	SC		Result	Score
				Rank	Site		
12	12/10/95	25	Auburn		A	L	50-56
	3/3/95	14	Arkansas		N	L	70-80
	3/2/95	9	Vanderbilt		A	L	58-98
11	2/18/95	14	Florida		H	L	49-69
	2/11/95	20	Arkansas		H	L	62-63
	2/4/95	17	Mississippi		A	L	58-91
	1/29/95	11	Georgia		H	L	58-80
	1/22/95	14	Alabama		A	L	62-85
	1/12/95	1	Tennessee		A	L	55-72
10	2/26/94	13	Vanderbilt		H	L	56-71
	2/8/94	2	Tennessee		H	L	75-91
	1/22/94	15	Alabama		H	L	77-94
	1/5/94	19	Auburn		A	W	64-55
	2/27/93	3	Auburn		H	W	59-47
09	2/18/93	1	Tennessee		A	L	57-100
	2/13/93	2	Vanderbilt		A	L	48-58
	2/3/93	19	Clemson		H	W	55-54
	3/6/92	12	Vanderbilt		N	L	47-58
	2/12/92	23	Clemson		A	L	69-81
08	1/25/92	8	Mississippi		H	L	67-69
	1/18/92	25	Georgia		A	L	62-63
	1/15/92	2	Tennessee		H	L	58-78
	1/4/92	23	LSU		A	L	57-62
	12/31/91	4	Vanderbilt		H	W	72-65
07	2/4/91	22	Florida State		A	W (2OT)	92-91
	1/31/91	6	NC State		A	L	59-72
	1/24/91	4	Tennessee		A	L	61-77
	1/21/91	25	Florida State		H	L	60-69
	1/16/91	17	Clemson		H	W	75-62
06	12/29/90	3	Auburn		H	W	83-76
	12/11/90	3	Georgia		H	L	56-74
	12/8/90	17	Clemson	22	H	L	40-73
	11/24/90	8	NC State	22	N	L	58-62
	11/23/90	7	Texas Tech	22	N	W	67-65
	3/22/90	3	Washington	19	N	L	61-73
05	3/17/90	13	Northwestern	19	A	W	76-67
	3/10/90	22	Southern Miss	17	N	L (2OT)	88-95
	2/26/90	20	Southern Miss	17	H	W	82-72
	2/15/90	7	Georgia	19	A	L	57-72
	1/31/90	11	NC State	15	H	L	65-90
04	1/29/90	18	Southern Miss	15	H	L	67-69
	1/25/90	3	Tennessee	18	H	L	69-70
	1/20/90	24	Old Dominion	17	H	W	75-54
	12/30/89	3	Georgia	20	N	L	64-76
	12/29/89	4	Iowa	20	N	W	82-76
03	12/5/89	5	DePaul	17	H	L	58-63
	11/28/89	6	Auburn	17	A	L	61-78
	2/15/89	13	NC State	18	A	W	67-62
	2/2/89	2	Tennessee	17	A	L	54-60
	1/12/89	6	Georgia	16	H	L	73-82
02	3/20/88	4	Texas		A	L	58-77
	2/3/88	13	Georgia		A	L	60-82
	1/20/88	4	Tennessee		H	L	80-85
	11/28/87	3	Auburn		N	L	52-88
	2/19/87	9	Tennessee		A	L	56-80
	1/2/87	11	Georgia		H	L	56-69

	Date	Opp. Rank	Opponent	SC		Result	Score
				Rank	Site		
	12/4/86	20	NC State		A	L	42-63
	1/22/86	2	Georgia		A	L	70-93
	1/6/86	11	Tennessee		H	L	54-70
	12/21/85	6	Virginia		A	L	58-85
	12/14/85	19	North Carolina		A	L	71-72
	12/2/85	20	NC State		H	L	55-66
	2/18/85	20	Tennessee		A	L	58-66
	1/30/85	20	Memphis		A	L	54-57
	1/9/85	12	Auburn		H	L	50-61
	12/20/84	10	Virginia		H	L	68-70
	2/11/84	19	Clemson		H	L	73-81
	2/8/84	7	Tennessee		H	L	66-71
	1/30/84	10	Auburn		H	W	65-64
	12/7/83	14	NC State		A	L	74-80
	12/3/83	19	Clemson		A	L	77-80
	2/16/83	4	Tennessee		A	L	67-87
	2/5/83	20	Auburn		A	L	38-56
	2/2/83	7	Kentucky		A	L	77-89
	1/22/83	9	Georgia		H	L	72-74
	12/11/82	12	NC State	15	H	W (OT)	81-76
	12/4/82	4	Tennessee	13	N	L	62-84
	3/18/82	14	Kentucky	12	N	L	69-73
	3/6/82	10	NC State	14	A	W	71-70
	2/13/82	11	Kentucky	19	H	W	91-81
	2/10/82	10	Memphis	19	H	W	92-67
	1/30/82	16	Georgia	12	A	L (OT)	75-82
	12/12/81	17	Clemson	3	A	W	82-74
	3/14/81	10	Kentucky		N	L	69-87
	3/10/81	16	Clemson		A	W	81-64
	2/28/81	16	Virginia	14	A	W	71-52
	2/16/81	20	Auburn	15	H	W	91-69
	1/24/81	9	Kentucky	13	A	L (OT)	65-70
	1/12/81	9	Tennessee	10	A	[L] L	54-65
	1/6/81	7	NC State	10	H	[W] L	78-57
	12/6/80	19	Clemson	6	H	[W] L	86-67
	3/21/80	2	Tennessee	4	N	L	72-75
	3/8/80	8	NC State	7	H	W	68-55
	3/7/80	3	Tennessee	7	H	L	54-67
	3/1/80	16	Clemson	7	N	W	89-55
	2/26/80	8	NC State	7	H	W	76-62
	2/2/80	16	Clemson	7	H	W	88-72
	1/23/80	4	Tennessee	8	H	W	56-52
	1/14/80	8	NC State	10	A	W	78-67
	1/9/80	9	Cheyney State	10	A	L	57-60
	1/3/80	18	Kentucky	11	H	W	84-61
	3/10/79	9	NC State	15	N	L	64-67
	3/9/79	8	Tennessee	15	A	L	64-76
	2/17/79	7	NC State		H	W	79-66
	2/12/79	16	Valdosta State		A	L	91-98
	1/15/79	4	Tennessee		A	L	54-62
	1/4/79	10	NC State		A	L	60-68
	11/25/78	16	Mississippi		H	L	76-84
	3/10/78	14	Memphis		N	W	82-80
	3/9/78	5	NC State		N	L	52-77
	1/21/78	2	NC State		A	L	65-83
	12/20/77	4	NC State		N	L	73-75



# THE TIME IS NOW **YEARLY STAT LEADERS**

## Scoring Average

Year	Name	Class	Gms	Pts	Avg
1974-75	Denise Nanney	So.	30	527	17.6
1975-76	Denise Nanney	Jr.	22	391	17.8
1976-77	Denise Nanney	Sr.	26	470	18.1
1977-78	Katrina Anderson	Jr.	34	754	22.2
1978-79	Katrina Anderson	Sr.	37	700	18.9
1979-80	Sheila Foster	So.	36	589	16.4
1980-81	Sheila Foster	Jr.	30	534	17.8
1981-82	Sheila Foster	Sr.	31	627	20.2
1982-83	Sharon Gilmore	Fr.	28	425	15.2
1983-84	Brantley Southers	So.	30	551	18.4
1984-85	Brantley Southers	Jr.	28	482	17.2
1985-86	Brantley Southers	Sr.	30	615	20.5
1986-87	Martha Parker	So.	30	466	15.5
1987-88	Martha Parker	Jr.	34	563	16.6
1988-89	Beth Hunt	So.	30	592	19.7
1989-90	Beth Hunt	Jr.	33	748	22.7
1990-91	Karen Middleton	Sr.	31	544	17.5
1991-92	Marsha Williams	Jr.	28	598	21.4
1992-93	Lori Joyner	Sr.	22	337	15.3
1993-94	Shannon Johnson	So.	27	634	23.5
1994-95	Shannon Johnson	Jr.	27	646	23.9
1995-96	Shannon Johnson	Sr.	28	691	24.7
1996-97	Nikki Miars	So.	27	404	15.0
1997-98	Annie Lester	So.	28	495	17.7
1998-99	Annie Lester	Jr.	27	397	14.7
1999-00	Annie Lester	Sr.	28	354	12.6
2000-01	Teresa Geter	Jr.	27	312	11.6
2001-02	Jocelyn Penn	Jr.	32	525	16.4
2002-03	Jocelyn Penn	Sr.	30	716	23.9
2003-04	Cristina Ciocan	Sr.	27	317	11.7
2004-05	Lauren Simms	So.	26	306	11.8
2005-06	Melanie Johnson	Jr.	29	318	11.0
2006-07	Lauren Simms	Sr.	33	324	9.8
2007-08	Jordan Jones	Fr.	32	419	13.1
2008-09	Brionna Dickerson	Sr.	19	254	13.4
2009-10	Valerie Nainima	Jr.	29	492	17.0
2010-11	Ieasia Walker	So.	33	403	12.2

## Rebounding Average

Year	Name	Class	Gms	Reb	Avg
1974-75	Denise Nanney	So.	30	361	12.0
1975-76	Denise Nanney	Jr.	22	267	12.1
1976-77	Denise Nanney	Sr.	26	249	9.6
1977-78	Katrina Anderson	Jr.	34	436	12.8
1978-79	Katrina Anderson	Sr.	37	371	10.0
1979-80	Sheila Foster	So.	36	379	10.5
1980-81	Sheila Foster	Jr.	30	381	12.7
1981-82	Sheila Foster	Sr.	31	338	10.9
1982-83	Sharon Gilmore	Fr.	28	232	8.3
1983-84	Brantley Southers	So.	30	240	8.0
1984-85	Sharon Gilmore	Jr.	22	169	7.7
1985-86	Sharon Gilmore	Sr.	30	266	8.9
1986-87	Schonna Banner	Fr.	29	182	6.3
1987-88	Schonna Banner	So.	33	240	7.3
1988-89	Beth Hunt	So.	30	276	9.2
1989-90	Beth Hunt	Jr.	33	337	10.2
1990-91	Marsha Williams	So.	31	303	9.8
1991-92	Marsha Williams	Jr.	28	315	11.3
1992-93	Marsha Williams	Sr.	24	256	10.7
1993-94	Malinda McDaniel	Sr.	27	220	8.1
1994-95	Shannon Johnson	Jr.	27	172	6.4

1995-96	Trese Hickey	Jr.	27	177	6.6
1996-97	Annie Lester	Fr.	27	180	6.7
1997-98	Annie Lester	So.	28	247	8.8
1998-99	Annie Lester	Jr.	27	213	7.9
1999-00	Petra Ujhelyi	Fr.	28	180	6.4
2000-01	Teresa Geter	Jr.	27	176	6.5
2001-02	Jocelyn Penn	Jr.	32	214	6.7
2002-03	Petra Ujhelyi	Sr.	31	288	9.3
2003-04	Iva Sliskovic	Fr.	28	200	7.1
2004-05	Melanie Johnson	So.	28	189	6.8
2005-06	Melanie Johnson	Jr.	29	192	6.6
2006-07	Melanie Johnson	Sr.	32	176	5.5
2007-08	Demetress Adams	Jr.	32	286	8.9
2008-09	Demetress Adams	Sr.	18	130	7.2
2009-10	Kelsey Bone	Fr.	29	268	9.2
2010-11	Ashley Bruner	So.	33	175	5.3

## Field Goal Percentage (Minimum 160 Attempts)

Year	Name	Class	FGM	FGA	Avg
1975-76	Denise Nanney	Jr.	164	340	.482
1976-77	Denise Nanney	Sr.	217	527	.412
1977-78	Katrina Anderson	Jr.	306	544	.563
1978-79	Katrina Anderson	Sr.	283	540	.524
1979-80	Sheila Foster	So.	245	452	.542
1980-81	Sheila Foster	Jr.	211	396	.533
1981-82	Sheila Foster	Sr.	252	432	.583
1982-83	Sharon Gilmore	Fr.	184	317	.580
1983-84	Mindy Ballou	So.	137	261	.525
1984-85	Sharon Gilmore	Jr.	110	215	.512
1985-86	Sharon Gilmore	Sr.	189	368	.514
1986-87	Schonna Banner	Fr.	183	350	.523
1987-88	Martha Parker	Jr.	202	359	.563
1988-89	Beth Hunt	So.	242	420	.576
1989-90	Beth Hunt	Jr.	316	547	.578
1990-91	Karen Middleton	Sr.	187	437	.428
1991-92	Marsha Williams	Jr.	236	508	.465
1992-93	Michelle Murray	Sr.	80	164	.488
1993-94	Malinda McDaniel	Sr.	95	178	.534
1994-95	Cindy Kelly	Jr.	114	232	.491
1995-96	Shannon Johnson	Sr.	238	544	.438
1996-97	Annie Lester	Fr.	103	222	.464
1997-98	Annie Lester	So.	190	424	.448
1998-99	Jocelyn Penn	Fr.	130	247	.526
1999-00	Jocelyn Penn	So.	127	230	.552
2000-01	Teresa Geter	Jr.	113	190	.595
2001-02	Jocelyn Penn	Jr.	218	351	.621
2002-03	Jocelyn Penn	Sr.	282	449	.628
2003-04	Iva Sliskovic	Fr.	123	224	.549
2004-05	Melanie Johnson	So.	86	182	.473
2005-06	Melanie Johnson	Jr.	127	241	.527
2006-07	Iva Sliskovic	Sr.	89	195	.456
2007-08	Ilona Burgrova	Sr.	118	214	.551
2008-09	La'Keisha Sutton	Fr.	108	263	.411
2009-10	Kelsey Bone	Fr.	164	367	.447
2010-11	Ashley Bruner	So.	116	215	.540

12  
11  
10  
09  
08  
07  
06  
05  
04  
03  
02  
01  
00

## Free Throw Percentage (Minimum 45 Attempts)

Year	Name	Class	FTM	FTA	Avg
1975-76	Charlene DuBose	Sr.	39	50	.780
1976-77	Joyce Gilbert	Fr.	66	75	.880
1977-78	Jean Walling	Fr.	39	64	.609
1978-79	Katrina Anderson	Sr.	134	195	.687
1979-80	Becky Parker	Fr.	51	70	.729
1980-81	Rita Johnson	Sr.	78	97	.804
1981-82	Brantley Southers	Fr.	48	66	.727
1982-83	Sharon Rivers	Sr.	44	57	.772
1983-84	Brantley Southers	So.	73	88	.830
1984-85	Brantley Southers	Jr.	60	78	.769
1985-86	Brantley Southers	Sr.	83	97	.856
1986-87	Monica Williams	Jr.	55	72	.764
1987-88	Monica Williams	Sr.	49	65	.754
1988-89	Martha Parker	Sr.	119	150	.793
1989-90	Lisa Diaz	Sr.	45	55	.818
1990-91	Karen Middleton	Sr.	55	67	.821
1991-92	Nicki Bass	So.	81	106	.764
1992-93	Lori Joyner	Sr.	104	135	.770
1993-94	Jenny Randall	Jr.	51	59	.864
1994-95	Jenny Randall	Sr.	35	49	.714
1995-96	Audrey Ramsey	So.	39	52	.750
1996-97	Nikki Miars	So.	124	162	.816
1997-98	Annie Lester	So.	115	148	.777
1998-99	Shannon Segres	Fr.	70	93	.753
1999-00	Shannon Segres	So.	51	64	.797
2000-01	Teresa Geter	Jr.	74	99	.747
2001-02	Teresa Geter	Sr.	69	85	.812
2002-03	Cristina Ciocan	Jr.	57	74	.770
2003-04	Kelly Morrone	Sr.	38	47	.809
2004-05	Iva Sliskovic	So.	45	65	.692
2005-06	Iva Sliskovic	Jr.	75	106	.708
2006-07	Lauren Simms	Sr.	49	65	.754
2007-08	Brionna Dickerson	Jr.	49	60	.517
2008-09	C.J. Pace	Sr.	37	48	.771
2009-10	Valerie Nainima	Jr.	68	90	.756
2010-11	Jewel May	Sr.	39	62	.629



*Brantley Southers (1981-86) was the Gamecocks' top free-throw shooter all four years she was on the court. She holds the school record with a .802 career percentage.*

2009-10	Valerie Nainima	Jr.	82	229	.358
2010-11	Valerie Nainima	Sr.	33	111	.297

## Assists Average

Year	Name	Class	Gms	Asst	Avg
1976-77	Joyce Gilbert	Fr.	26	65	2.5
1977-78	Sue Shue	Fr.	34	83	2.4
1978-79	Cheryl Autry	Fr.	37	151	4.1
1979-80	Rita Johnson	Jr.	36	119	3.3
1980-81	Sharon Rivers	So.	30	120	4.0
1981-82	Sharon Rivers	Jr.	31	190	6.1
1982-83	Sharon Rivers	Sr.	27	143	5.3
1983-84	Mindy Ballou	So.	30	219	7.3
1984-85	Mindy Ballou	Jr.	27	162	6.0
1985-86	Mindy Ballou	Sr.	30	174	5.8
1986-87	Monica Williams	Jr.	30	116	3.9
1987-88	Martha Parker	Jr.	34	131	3.9
1988-89	Lisa Diaz	Jr.	30	174	5.8
1989-90	Sherry David	Jr.	32	161	5.0
1990-91	Sherry David	Sr.	30	160	5.3
1991-92	Christi Timmons	Fr.	28	102	3.6
1992-93	Shannon Johnson	Fr.	27	83	3.1
1993-94	Shannon Johnson	So.	27	133	4.9
1994-95	Shannon Johnson	Jr.	27	138	5.1
1995-96	Natalie Funderburk	Sr.	28	127	4.5
1996-97	Nikki Miars	So.	27	86	3.2
1997-98	Nikki Miars	Jr.	28	139	5.0
1998-99	Nikki Miars	Sr.	27	116	4.3
1999-00	Kelly Morrone	Fr.	27	78	2.9
2000-01	Cristina Ciocan	Fr.	28	81	2.9
2001-02	Cristina Ciocan	So.	30	185	6.2
2002-03	Cristina Ciocan	Jr.	31	207	6.7
2003-04	Cristina Ciocan	Sr.	27	133	4.9
2004-05	Lea Fabbri	So.	24	72	3.0
2005-06	Lea Fabbri	Jr.	29	82	2.8
2006-07	Lauren Simms	Sr.	33	94	2.8
2007-08	Samone Kennedy	Fr.	31	106	3.4

## 3-Point Field Goal Percentage (Minimum 50 Attempts)

Year	Name	Class	FGM	FGA	Avg
1987-88	Karen Middleton	Fr.	75	173	.434
1988-89	Karen Middleton	So.	51	112	.455
1989-90	Karen Middleton	Jr.	76	162	.469
1990-91	Karen Middleton	Sr.	115	265	.434
1991-92	Christi Timmons	Fr.	84	241	.349
1992-93	Shannon Johnson	Fr.	18	50	.360
1993-94	Shannon Johnson	So.	44	111	.396
1994-95	Heather Godfrey	Fr.	43	106	.406
1995-96	Shannon Johnson	Sr.	82	202	.406
1996-97	Nikki Miars	So.	30	102	.294
1997-98	Heather Godfrey	Sr.	40	122	.326
1998-99	Nikki Miars	Sr.	33	105	.314
1999-00	Kelly Morrone	Fr.	50	135	.370
2000-01	Shaun Gortman	Jr.	34	105	.324
2001-02	Shaun Gortman	Sr.	52	143	.364
2002-03	Kelly Morrone	Jr.	62	189	.328
2003-04	Kelly Morrone	Sr.	81	199	.407
2004-05	Stacy Booker	So.	35	116	.302
2005-06	Lea Fabbri	Jr.	28	84	.333
2006-07	Stacy Booker	Sr.	40	154	.260
2007-08	Jordan Jones	Fr.	97	243	.399
2008-09	Brionna Dickerson	Sr.	31	85	.365



# YEAR-BY-YEAR STATS THE TIME IS NOW

12

## 1974-75

Player	GP	GS	Min	Avg	FG	FGA	Pct	3FG	FGA	Pct	FT	FTA	Pct	Off	Def	Tot	Avg	PF	FO	A	TO	Blk	Stl	Pts	Avg
Nanney, Denise	30				220	492	.447				87	123	.707			361	12.0	90						527	17.6
DuBose, Charlene	28				224	469	.478				35	49	.714			117	4.2	75						483	17.3
Suber, Martha	30				214	509	.420				54	87	.621			216	7.2	75						482	16.1
Jones, Cissie	30				94	233	.403				19	41	.463			189	6.3	80						207	6.9
McCauley, Maureen	25				61	148	.412				15	20	.750			38	1.5	25						137	5.5
Griffith, Evie	18				20	50	.400				15	36	.417			82	4.6	53						55	3.1
Workman, Paula	15				19	39	.487				13	32	.406			52	3.5	26						51	3.4
Spell, Tina	23				21	68	.309				10	21	.476			67	2.9	37						52	2.3
Scott, Betsy	14				15	36	.417				12	16	.750			48	3.4	23						42	3.0
Woods, Teresa	20				15	38	.395				11	14	.786			13	0.7	17						41	2.1
Pappas, Karen	19				6	27	.222				2	10	.200			28	1.5	12						14	0.7
Dean, Melissa	8				2	10	.200				5	10	.500			12	1.5	4						9	1.1
Kerr, Nona	7				0	6	.000				2	8	.250			2	0.3	2						2	0.3
Wiggins, Beth	8				0	2	.000				1	4	.250			1	0.1	6						1	0.1
Pasky, Ann	8				0	4	.000				0	1	.000			12	1.5	4						0	0.0
Total.....	30				911	2131	.427				281	472	.595			1238	41.3	529						2103	70.1
Opponents.....	30																							1948	64.9

11

10

09

## 1975-76

Player	GP	GS	Min	Avg	FG	FGA	Pct	3FG	FGA	Pct	FT	FTA	Pct	Off	Def	Tot	Avg	PF	FO	A	TO	Blk	Stl	Pts	Avg
Nanney, Denise	22				164	340	.482				63	94	.670			267	12.1							391	17.8
DuBose, Charlene	22				142	331	.429				39	50	.780			83	3.8							323	14.7
Suber, Martha	22				118	321	.368				22	36	.611			112	5.1							258	11.7
Wolfe, Janice	21				71	157	.452				45	77	.584			137	6.5							187	8.9
McCauley, Maureen	14				43	95	.453				36	43	.837			43	3.1							122	8.7
Paulk, Brenda	21				40	107	.374				7	10	.700			46	2.2							87	4.1
Workman, Paula	21				31	99	.313				14	43	.326			145	6.9							76	3.6
Walker, Sally	12				28	86	.326				10	16	.625			42	3.5							66	5.5
Scott, Betsy	9				15	33	.455				3	5	.600			21	2.3							33	3.7
Pappas, Karen	3				2	11	.182				7	10	.700			2	0.7							11	3.7
Walker, Candace	5				2	5	.400				1	3	.333			4	0.8							5	1.0
Attaway, Cindy	1				0	1	.000				0	0	.000			0	0.0							0	0.0
Total.....	22				656	1586	.414				247	387	.638			902	41.0							1559	70.9
Opponents.....	22				692	1711	.404				238	388	.613			854	38.8							1622	73.7

08

07

06

## 1976-77

Player	GP	GS	Min	Avg	FG	FGA	Pct	3FG	FGA	Pct	FT	FTA	Pct	Off	Def	Tot	Avg	PF	FO	A	TO	Blk	Stl	Pts	Avg
Nanney, Denise	26				217	527	.412				36	69	.522			249	9.4	86	3	26		6	45	470	18.1
Wolfe, Janice	26				131	325	.403				55	111	.495			222	8.5	87	5	13		24	36	317	12.2
Gilbert, Joyce	26				123	333	.369				66	75	.880			160	6.2	85	4	65		6	33	312	12.0
Scott, Betsy	26				101	246	.411				47	68	.691			174	6.7	54	1	1		7	11	249	9.6
Cook, Edie	26				64	202	.317				43	68	.632			60	2.3	45	2	21		0	62	171	6.6
McCauley, Maureen	23				54	154	.351				18	27	.667			32	1.4	31	1	21		0	18	126	5.5
Paulk, Brenda	26				32	92	.348				16	20	.800			54	2.1	55	2	23		2	17	80	3.1
Walker, Candy	22				13	41	.317				5	10	.500			34	1.5	19	0	2		5	3	31	1.4
Platte, Betsy	23				12	37	.324				6	13	.462			26	1.1	31	1	2		3	4	30	1.3
Duncan, Dixie	22				9	22	.409				5	14	.357			25	1.1	20	0	10		0	8	23	1.0
Conklin, Liz	21				0	5	.000				1	3	.333			4	0.4	1	0	0		1	7	1	0.1
James, Betsy	10				0	5	.000				1	3	.333			4	0.4	1	0	0		0	2	1	0.1
Total.....	26				766	2011	.381				300	480	.625			1051	40.4	524	19	184		54	246	1832	70.5
Opponents.....	26				808	2057	.393				305	534	.571			1047	40.3	485	14					1921	73.9

05

04

03

02

01

00

170



# THE TIME IS NOW YEAR-BY-YEAR STATS

## 1977-78

Player	GP	GS	Min	Avg	FG	FGA	Pct	3FG	FGA	Pct	FT	FTA	Pct	Off	Def	Tot	Avg	PF	FO	A	TO	Blk	Stl	Pts	Avg
Anderson, Katrina	34	34			306	544	.563				142	242	.587			434	12.8	105	3	41	98	23	58	754	22.2
Walling, Jean	34	24			162	330	.491				39	64	.609			302	8.9	63	0	55	99	31	46	363	10.7
Shue, Sue	34	29			165	376	.439				22	30	.733			190	5.6	64	1	83	112	15	46	352	10.4
Scott, Betsy	33	26			129	307	.420				36	66	.545			242	7.3	65	0	23	56	3	27	294	8.9
Oxley, Jaima	32	10			101	207	.488				23	32	.719			78	2.4	45	0	42	68	3	16	225	7.0
Johnson, Rita	33	7			75	201	.373				20	37	.541			43	1.3	84	4	38	79	2	54	170	5.2
Gilbert, Joyce	33	19			54	157	.344				28	48	.583			52	1.6	65	1	75	87	7	38	136	4.1
Clark, Dawn	24	13			38	92	.413				9	21	.429			41	1.7	35	1	44	60	0	23	85	3.5
Platte, Betsy	29	6			38	73	.521				2	21	1.000			53	1.8	55	2	19	27	6	11	78	2.7
Adams, Pam	18	3			12	45	.267				6	12	.500			25	1.4	32	2	22	47	1	27	30	1.7
Bell, Darcell	17	0			11	35	.314				5	7	.714			14	0.8	10	0	5	22	0	7	27	1.6
Burgun, Ruthann	11	0			5	19	.263				5	6	.833			17	1.5	11	0	12	13	0	3	15	1.4
Lorello, Mary Jo	10	0			3	9	.333				4	6	.667			9	0.9	3	0	4	5	0	0	10	1.0
Walker, Candace	7	0			2	4	.500				3	4	.750			10	1.4	7	0	1	4	0	1	7	1.0
Total.....	34				1101	2399	.459				344	577	.596			1510	44.4	644	14	464	777	91	357	2546	74.9
Opponents.....	34				887	2301	.385				464	684	.678			1268	37.2	624	22	243	620	56	342	2226	65.5

## 1978-79

Player	GP	GS	Min	Avg	FG	FGA	Pct	3FG	FGA	Pct	FT	FTA	Pct	Off	Def	Tot	Avg	PF	FO	A	TO	Blk	Stl	Pts	Avg
Anderson, Katrina	37				283	540	.524				134	195	.687			371	10.0					29	126	700	18.9
Foster, Sheila	37				216	432	.500				84	128	.656			329	8.9							519	13.9
Walling, Jean	37				191	388	.492				84	123	.683			269	7.3							466	12.6
Jacobs, Cynthia	29				148	290	.510				60	102	.588			245	8.5							356	12.3
Johnson, Rita	31				106	212	.500				56	83	.674			45	1.5							268	8.6
Autry, Cheryl	37				80	201	.398				23	51	.451			56	1.5		151					183	4.9
Woolston, Suzanne	32				32	80	.400				10	15	.667			72	2.3							74	2.3

(Complete team statistics not available)

## 1979-80

Player	GP	GS	Min	Avg	FG	FGA	Pct	3FG	FGA	Pct	FT	FTA	Pct	Off	Def	Tot	Avg	PF	FO	A	TO	Blk	Stl	Pts	Avg
Foster, Sheila	36				245	452	.542				99	140	.707			379	10.5	72	1	51	93	10	88	589	16.4
Johnson, Evelyn	36				199	402	.495				69	109	.633			187	5.2	95	3	62	83	9	58	467	13.0
Jacobs, Cynthia	36				127	258	.492				57	108	.528			270	7.5	91	2	68	110	18	47	311	8.6
Johnson, Rita	36				113	250	.452				46	76	.605			50	1.4	96	2	119	79	2	89	272	7.6
Walling, Jean	36				98	217	.452				38	49	.776			183	5.1	73	1	53	35	12	28	234	6.5
Autry, Cheryl	34				99	232	.427				32	53	.604			45	1.3	73	2	84	61	5	54	230	6.8
Woolston, Suzanne	34				94	250	.376				37	45	.822			86	2.5	84	3	75	79	5	65	225	6.6
Parker, Becky	35				61	149	.409				51	70	.729			108	3.1	71	1	34	34	10	24	173	4.9
Rivers, Sharon	34				70	156	.449				9	12	.750			36	1.1	49	2	59	47	2	29	149	4.4
Dufficy, Pat	24				28	72	.389				16	25	.640			51	2.1	21	0	12	14	1	9	72	3.0
Rawl, Cindy	18				4	15	.267				14	18	.778			22	1.2	17	0	10	12	2	3	22	1.2
Chibbaro, Maryann	14				3	5	.600				4	8	.500			4	0.3	2	0	6	6	0	2	10	0.7
Total.....	36				1141	2458	.464				472	713	.662			1551	43.1	744	17	633	653	76	496	2754	76.5
Opponents.....	36				877	2103	.417				463	738	.627			1336	37.1	600	30	463	826			2210	61.4

## 1980-81

Player	GP	GS	Min	Avg	FG	FGA	Pct	3FG	FGA	Pct	FT	FTA	Pct	Off	Def	Tot	Avg	PF	FO	A	TO	Blk	Stl	Pts	Avg
Foster, Sheila	30	30	1124	37.5	211	396	.533				112	381	.294			381	12.7	48	0	59	110	14	60	534	12.8
Johnson, Evelyn	30	30	912	30.4	200	418	.480				93	125	.744			178	5.9	94	6	76	102	13	49	493	16.7
Johnson, Rita	30	23	670	22.3	134	265	.506				78	97	.804			58	1.9	64	1	75	73	1	88	346	11.6
Reeves, Pam	29	5	496	17.1	51	105	.486				9	23	.391			90	3.2	53	1	48	34	7	22	239	9.9
Rivers, Sharon	30	24	810	27.0	98	213	.460				27	36	.750			55	1.8	69	3	120	88	1	49	223	7.4
Allen, Philicia	29	6	369	12.7	75	157	.478				21	40	.525			116	4.0	60	4	2	51	32	24	171	5.9
Parker, Becky	28	21	758	27.1	55	149	.369				32	51	.627			97	3.5	76	4	44	43	5	41	142	5.1
Dufficy, Pat	30	0	375	12.5	48	111	.432				25	41	.610			81	2.7	34	0	20	20	7	15	122	4.0
Others	24				105	211	.498				29	46	.630			82	3.4	53	1	48				239	9.9
TEAM.....																98	3.3								
Total.....	30				977	2025	.482				426	628	.678			1236	41.2	562	23	444				2351	78.3
Opponents.....	30				744	1908	.390				393	599	.656			1162	38.7	600	19	326				1911	63.7

12  
11  
10  
09  
08  
07  
06  
05  
04  
03  
02  
01  
00  
171

# YEAR-BY-YEAR STATS THE TIME IS NOW

## 1981-82

Player	GP	GS	Min	Avg	FG	FGA	Pct	3FG	FGA	Pct	FT	FTA	Pct	Off	Def	Tot	Avg	PF	FO	A	TO	Blk	Stl	Pts	Avg
Foster, Sheila	31	31	1175	37.9	252	432	.583				123	175	.703			338	10.9	62	0	44	84	23	41	627	20.2
Johnson, Evelyn	31	31	887	28.6	187	378	.495				50	71	.704			157	5.1	81	1	83	93	20	67	424	13.7
Southers, Brantley	31	16	828	26.7	142	273	.520				48	66	.727			172	5.5	58	1	34	12	23	45	332	10.7
Rivers, Sharon	31	30	1042	33.6	110	227	.485				29	39	.744			82	2.6	90	4	190	152	0	73	249	8.0
Dixon, Medina	15	15	473	31.5	105	235	.447				33	54	.611			124	8.3	56	5	21	44	0	28	243	16.2
Parker, Becky	31	18	840	27.1	60	146	.411				34	67	.507			82	2.6	83	2	57	47	11	45	154	5.0
McAlister, Marsi	30	3	483	16.1	56	126	.444				35	53	.660			73	2.4	35	0	60	76	3	29	147	4.9
Allen, Philicia	15	11	257	17.1	44	98	.449				12	24	.500			82	5.5	23	0	11	40	18	15	100	6.7
Dufficy, Pat	6	0	13	2.1	5	24	.208				14	23	.609			14	2.3	7	0	1	4	2	7	24	4.0
Rawl, Cindy	6	0	6	1.0	3	10	.300				4	9	.444			4	0.7	1	0	2	7	0	2	10	1.7
Buck, Tina	7	0	52	7.4	5	14	.357				0	1	.000			4	0.7	1	0	4	6	0	0	10	1.4
Rawl, Candi	6	0	5	0.9	2	8	.250				4	8	.500			7	1.2	6	0	0	7	0	3	8	1.3
Holland, Liz	6	0	3	0.5	2	5	.400				2	2	1.000			1	0.2	2	0	0	1	0	1	6	1.0
Reeves, Pam	7	0	38	5.4	0	7	.000				4	4	1.000			8	1.1	6	0	0	4	0	1	4	0.6
Nance, Mona	8	0	7	0.9	1	3	.333				1	2	.500			5	0.6	8	0	1	4	0	1	3	0.4
TEAM.....																108	3.5								
Total.....	31				974	1986	.490				394	598	.659			1261	40.4	519	13	508	628	114	358	2341	75.5
Opponents.....	31				864	2109	.410				333	469	.710			1192	38.5	585	20	434	642	44	278	2061	66.5

## 1982-83

Player	GP	GS	Min	Avg	FG	FGA	Pct	3FG	FGA	Pct	FT	FTA	Pct	Off	Def	Tot	Avg	PF	FO	A	TO	Blk	Stl	Pts	Avg
Gilmore, Sharon	28	28	876	31.3	184	317	.580				57	91	.626			232	8.3	103	7	13	88	29	31	425	15.2
McAlister, Marsi	28	28	980	35.0	175	372	.470				63	89	.708			188	6.7	78	1	117	119	6	47	413	14.8
Parker, Becky	28	27	952	34.0	129	284	.454				54	77	.701			137	4.9	83	3	96	67	9	47	312	11.1
Johnson, Evelyn	16	11	259	16.2	88	192	.458				60	90	.667			106	6.6	56	4	22	41	7	17	236	14.8
Rivers, Sharon	27	24	794	29.4	85	172	.494				44	57	.772			69	2.6	83	4	143	0	4	61	214	7.9
Lynch, Gwen	23	9	340	14.8	71	154	.461				12	16	.750			46	2.0	21	0	20	20	1	16	154	6.7
Ballou, Mindy	28	5	77	15.4	54	130	.415				26	38	.684			50	1.8	35	0	40	64	3	12	134	4.8
Thomas, Michelle	13	8	161	12.4	39	101	.386				12	29	.414			77	5.9	31	2	18	24	13	11	90	6.9
Malichi, Lisa	9	0	32	3.6	7	26	.269				17	23	.739			19	2.1	14	0	0	10	4	3	31	3.4
Wheaton, Krysti	20	0	122	6.1	12	37	.324				4	14	.286			25	1.3	19	0	3	15	2	2	28	1.4
Frost, Colleen	13	0	17	1.3	3	7	.429				3	4	.750			7	0.5	11	0	1	4	2	2	9	0.7
Thompson, Dissy	13	0	16	1.2	3	4	.750				2	2	1.000			4	0.3	5	0	2	3	0	0	8	0.6
Southers, Brantley	1	0	0+	0.1	1	3	.333				0	0	—			2	2.0	1	0	0	1	0	0	2	2.0
TEAM.....																119	4.3								
Total.....	28				851	1799	.473				354	530	.668			1081	38.6	540	21	475	565	80	249	2056	73.4
Opponents.....	28				830	1872	.443				349	561	.622			1174	41.9	535	23	441	560	71	249	2009	71.8

## 1983-84

Player	GP	GS	Min	Avg	FG	FGA	Pct	3FG	FGA	Pct	FT	FTA	Pct	Off	Def	Tot	Avg	PF	FO	A	TO	Blk	Stl	Pts	Avg
Southers, Brantley	30	30	1008	33.6	239	460	.520				73	88	.830			240	8.0	78	2	0	82	0	0	551	18.4
Gilmore, Sharon	30	28	807	26.9	154	338	.456				92	133	.692			215	7.2	92	2	26	68	34	32	400	13.3
McAlister, Marsi	29	29	940	32.4	152	345	.441				57	76	.750			158	5.4	92	3	128	109	5	49	361	12.4
Ballou, Mindy	30	30	1053	35.1	137	261	.525				55	75	.733			77	2.6	71	2	219	132	3	42	329	11.0
Najarian, Renee	27	11	721	26.7	84	164	.512				63	97	.649			168	6.2	83	4	28	53	10	20	231	8.6
Lynch, Gwen	30	21	747	24.9	91	194	.469				12	16	.750			58	1.9	61	1	60	35	2	34	194	6.5
Williams, Monica	30	1	468	15.6	59	133	.444				21	36	.583			89	2.9	55	1	28	43	9	34	139	4.6
Frost, Colleen	13	0	53	4.1	8	21	.381				9	18	.500			8	0.6	20	0	0	0	0	0	25	1.9
McAlister, Amy	12	0	60	5.0	6	16	.375				6	10	.600			9	0.8	19	0	2	14	0	0	18	1.5
Harvey, Tammy	16	0	91	5.7	5	17	.294				5	7	.714			16	1.0	15	0	4	8	1	4	15	0.9
Thompson, Dissy	12	0	53	4.4	4	11	.364				0	1	.000			8	0.7	10	0	7	4	0	4	8	0.7
Belcher, Shannon	7	0	15	2.1	1	4	.250				0	1	.000			3	0.4	2	0	0	2	1	1	2	0.3
TEAM.....																99	3.3								
Total.....	30				940	1964	.479				393	558	.704			1149	38.3	598	15	557	246	89	246	2273	75.8
Opponents.....	30				843	1954	.431				441	637	.692			1202	40.1	565	22	424	237	80	237	2127	70.9

# THE TIME IS NOW YEAR-BY-YEAR STATS

## 1984-85

Player	GP	GS	Min	Avg	FG	FGA	Pct	3FG	FGA	Pct	FT	FTA	Pct	Off	Def	Tot	Avg	PF	FO	A	TO	Blk	Stl	Pts	Avg
Southers, Brantley	28	28	988	35.3	211	459	.460				60	78	.769			192	6.9	72	0	63	85	14	45	482	17.2
Najarian, Renee	28	25	963	34.4	125	245	.510				69	102	.676			213	7.6	80	2	25	43	16	30	319	11.4
Ballou, Mindy	27	26	950	35.2	114	244	.467				51	70	.729			76	2.8	83	5	162	94	2	51	279	10.3
Williams, Monica	28	14	714	25.5	123	251	.490				23	40	.575			106	3.8	85	3	43	55	12	42	269	9.6
Gilmore, Sharon	22	19	583	26.5	119	215	.553				38	66	.576			169	7.7	78	3	13	59	18	37	258	11.7
McAlister, Marsi	28	28	798	28.5	103	266	.387				33	47	.702			143	5.1	84	4	95	128	6	59	239	8.5
Lynch, Gwen	28	0	392	14.0	42	86	.488				15	19	.789			45	1.6	36	1	39	23	1	20	99	3.5
Glass, Laura	17	0	83	4.9	8	19	.421				10	18	.556			25	1.5	18	0	2	10	0	1	26	1.5
Raab, Dawn	12	0	66	5.5	4	9	.444				3	6	.500			9	0.8	7	0	5	18	0	3	11	0.9
Harvey, Tammy	6	0	20	3.3	4	9	.444				2	4	.500			15	2.5	3	0	2	6	2	1	10	1.7
Frost, Colleen	6	0	15	2.5	2	3	.667				1	5	.200			4	0.7	2	0	1	3	0	1	5	0.8
Glass, Peggy	8	0	34	4.3	1	6	.167				0	0	.000			8	1.0	11	0	0	4	1	1	2	0.3
Rowe, Lori	4	0	4	1.0	0	3	.000				0	0	.000			3	0.8	1	0	0	2	0	1	0	0.0
Total.....	28				847	1815	.467				305	455	.670			1108	39.6	560	18	451	530	72	292	1999	71.4
Opponents.....	28				752	1779	.423				353	551	.641			1126	40.2	478	14	351	542	80	263	1857	66.3

## 1985-86

Player	GP	GS	Min	Avg	FG	FGA	Pct	3FG	FGA	Pct	FT	FTA	Pct	Off	Def	Tot	Avg	PF	FO	A	TO	Blk	Stl	Pts	Avg
Southers, Brantley	30	29	1062	35.4	266	573	.464				83	97	.856			256	8.5	83	1	99	93	12	63	615	20.5
Ballou, Mindy	30	30	1116	37.2	189	423	.447				79	97	.814			96	3.2	62	3	174	114	2	65	457	15.2
Gilmore, Sharon	30	30	945	31.5	189	368	.514				50	94	.532			266	8.9	102	6	11	62	20	41	428	14.3
Parker, Martha	30	29	1119	37.3	108	224	.482				77	100	.770			141	4.7	78	0	162	95	5	77	293	9.8
Harvey, Tammy	29	17	641	22.1	51	108	.472				39	71	.549			162	5.6	70	1	31	35	5	30	141	4.9
Williams, Monica	6	6	184	30.6	27	53	.509				7	10	.700			39	6.5	19	1	16	19	1	10	61	10.2
Glass, Laura	24	3	228	9.5	25	52	.481				9	18	.500			56	2.3	36	0	4	13	5	6	59	2.5
Raab, Dawn	27	1	367	13.6	19	43	.442				16	27	.593			29	1.1	18	0	55	25	0	24	54	2.0
Glass, Peggy	26	5	281	10.8	20	64	.313				13	19	.684			52	2.0	51	2	6	21	6	4	53	2.0
McAlister, Amy	19	0	108	5.7	14	34	.412				4	8	.500			18	0.9	20	0	9	11	0	4	32	1.7
TEAM.....																110	3.7								
Total.....	30				908	1942	.468				377	541	.697			1225	40.8	539	14	567	490	56	324	2193	73.1
Opponents.....	30				798	1921	.415				367	552	.665			1161	38.7	542	18	446	550	85	259	1963	65.4

## 1986-87

Player	GP	GS	Min	Avg	FG	FGA	Pct	3FG	FGA	Pct	FT	FTA	Pct	Off	Def	Tot	Avg	PF	FO	A	TO	Blk	Stl	Pts	Avg
Parker, Martha	30	30	1122	37.4	173	339	.510				120	160	.750			172	5.7	85	5	104	116	8	76	466	15.5
Banner, Schonna	29	19	864	29.8	183	350	.523				68	94	.723			182	6.3	81	2	11	52	17	23	434	15.0
Williams, Monica	30	30	963	32.1	129	326	.396				55	72	.764			173	5.8	89	4	116	90	13	65	313	10.4
Diaz, Lisa	29	6	658	22.7	100	209	.478				10	14	.714			44	1.5	32	0	66	57	1	36	210	7.2
Harvey, Tammy	30	25	711	23.7	69	146	.473				24	61	.393			172	5.7	82	2	34	63	6	18	162	5.4
Frazier, Lorraine	29	3	368	12.7	41	75	.547				25	28	.893			69	2.4	36	0	13	40	2	19	107	3.7
Glass, Peggy	30	14	510	17.0	39	105	.371				28	46	.609			112	3.7	69	2	8	52	7	12	106	3.5
Raab, Dawn	30	23	732	24.4	42	114	.368				12	21	.571			48	1.6	50	0	103	74	1	27	96	3.2
Williams, Natalie	12	0	76	6.3	7	24	.292				5	8	.625			4	0.3	6	0	2	10	0	2	19	1.6
TEAM.....																119	4.0								
Total.....	30				783	1688	.464				347	504	.688			1095	36.5	530	15	457	554	55	278	1913	63.8
Opponents.....	30				746	1800	.414				333	526	.633			1073	35.8	499	9	379	534	58	275	1825	60.8

## 1987-88

Player	GP	GS	Min	Avg	FG	FGA	Pct	3FG	FGA	Pct	FT	FTA	Pct	Off	Def	Tot	Avg	PF	FO	A	TO	Blk	Stl	Pts	Avg
Parker, Martha	34	33	1172	34.5	202	359	.563	2	5	.400	157	231	.680	83	160	243	7.1	101	5	131	103	8	58	563	16.6
Banner, Schonna	33	31	996	30.2	219	415	.528	0	0	—	67	105	.638	79	161	240	7.3	94	3	19	39	32	36	505	15.3
Middleton, Karen	34	27	930	27.4	157	370	.424	75	173	.434	19	27	.704	23	57	80	2.4	39	0	92	49	2	25	408	12.0
Williams, Monica	32	30	899	28.1	113	268	.422	0	8	.000	49	65	.754	64	106	170	5.3	82	1	94	78	16	62	275	8.6
Diaz, Lisa	34	15	799	23.5	114	236	.483	3	10	.300	37	53	.698	31	60	91	2.7	74	0	120	104	5	35	268	7.9
Hawkins, Beverly	34	10	534	15.7	53	122	.434	0	1	.000	13	21	.619	38	62	100	2.9	46	0	27	52	6	21	119	3.5
Glass, Peggy	31	16	366	11.8	34	81	.420	0	0	—	17	36	.472	39	45	84	2.7	60	2	14	25	3	5	85	2.7
Raab, Dawn	34	3	524	15.4	24	71	.338	9	28	.321	18	33	.545	3	32	35	1.0	41	0	56	69	1	22	75	2.2
Glass, Laura	32	3	317	9.9	32	74	.432	0	0	—	9	17	.529	25	44	69	2.2	31	0	6	23	3	5	73	2.3
David, Sherry	14	0	88	6.3	9	25	.360	1	3	.333	10	14	.714	1	11	12	0.9	7	0	10	11	3	10	29	2.1
Frazier, Lorraine	21	2	134	6.4	9	26	.346	0	0	—	6	12	.500	11	13	24	1.1	24	0	8	14	1	5	24	1.1
Gardner, Ann	12	0	56	4.7	8	27	.296	0	0	—	4	10	.400	12	6	18	1.5	6	0	0	8	0	2	20	1.7
Howard, Natalie	5	0	32	6.4	7	14	.500	0	0	—	1	2	.500	3	4	7	1.4	2	0	1	4	0	2	15	3.0
Parker, Tracey	2	0	3	1.5	0	2	.000	0	0	—	1	2	.500	1	0	1	0								





# THE TIME IS NOW YEAR-BY-YEAR STATS

## 1992-93

Player	GP	GS	Min	Avg	FG	FGA	Pct	3FG	FGA	Pct	FT	FTA	Pct	Off	Def	Tot	Avg	PF	FO	A	TO	Blk	Stl	Pts	Avg	
Joyner, Lori	22	22	706	32.1	114	295	.386	5	32	.156	104	135	.770	19	55	74	3.4	61	2	53	72	3	39	337	15.3	
Williams, Marsha	24	22	771	32.1	131	310	.423	0	0	—	64	120	.533	103	153	256	10.7	60	2	14	72	16	26	326	13.6	
Johnson, Shannon	27	27	715	26.5	89	212	.420	18	50	.360	63	87	.724	30	68	98	3.6	81	3	83	131	4	65	259	9.6	
Murray, Michelle	23	22	627	27.3	80	164	.488	0	0	—	35	61	.574	84	120	204	8.9	53	0	6	39	43	24	195	8.5	
Timmons, Christi	26	15	532	20.5	46	146	.315	30	111	.270	12	14	.857	10	28	38	1.5	35	1	39	38	7	41	134	5.2	
Bass, Nicki	27	12	477	17.7	38	140	.271	29	112	.259	22	32	.688	12	20	32	1.2	33	0	34	33	0	15	127	4.7	
Randall, Jenny	26	5	344	13.2	30	98	.306	13	46	.283	12	15	.800	14	42	56	2.2	28	0	17	33	1	8	85	3.3	
Gullett, Erica	26	8	365	14.0	28	74	.378	0	0	—	26	48	.542	36	54	90	3.5	33	0	5	20	5	11	82	3.2	
McDaniel, Malinda	25	2	242	9.7	22	44	.500	0	0	—	16	30	.533	29	34	63	2.5	19	0	1	20	2	11	60	2.4	
Funderburk, Natalie	19	0	200	10.5	7	24	.292	1	2	.500	13	23	.565	4	12	16	0.8	17	0	28	21	1	9	28	1.5	
Kelly, Cindy	17	0	154	9.1	8	16	.500	0	0	—	7	16	.438	14	28	42	2.5	11	0	1	2	2	6	23	1.4	
Moss, Wendy	8	0	62	7.8	8	14	.571	2	4	.500	4	5	.800	5	3	8	1.0	0	0	2	3	0	5	22	2.8	
Wilkins, Shayla	14	0	85	6.1	8	30	.267	1	2	.500	3	8	.375	9	3	12	0.9	17	0	4	10	2	7	20	1.4	
Canty, Brit	19	0	140	7.4	7	29	.241	0	1	.000	4	10	.400	13	12	25	1.3	15	0	6	12	8	8	18	0.9	
TEAM.....																106										
Total.....	27				616	1596	.386	99	360	.275	385	604	.637	382	632	1120	41.5	463		293	506	94	275	1716	63.6	
Opponents.....	27				649	1676	.387	103	307	.336	275	443	.621	430	708	1138	42.1	550		342	526	62	250	1676	62.1	

## 1993-94

Player	GP	GS	Min	Avg	FG	FGA	Pct	3FG	FGA	Pct	FT	FTA	Pct	Off	Def	Tot	Avg	PF	FO	A	TO	Blk	Stl	Pts	Avg
Johnson, Shannon	27	27	834	30.9	231	506	.457	44	111	.396	128	186	.688	65	95	160	5.9	95	1	133	117	17	64	634	23.5
Timmons, Christi	26	2	724	27.8	100	288	.347	79	244	.324	19	27	.704	29	75	104	4.0	64	2	60	45	9	42	298	11.5
Randall, Jenny	27	27	660	24.4	101	280	.361	40	122	.328	51	59	.864	40	72	112	4.1	92	5	27	50	7	22	293	10.9
Bass, Nicki	27	26	634	23.5	70	210	.333	60	183	.328	35	40	.875	12	17	29	1.1	54	2	36	36	0	16	235	8.7
McDaniel, Malinda	27	25	634	23.5	95	178	.534	0	0	—	35	76	.461	88	132	220	8.1	73	3	10	52	5	29	225	8.3
Kelly, Cindy	26	2	409	15.7	56	122	.459	6	22	.273	27	40	.675	34	72	106	4.1	51	0	2	13	20	8	145	5.6
Funderburk, Natalie	27	26	680	25.2	33	97	.340	13	41	.317	35	66	.530	10	65	75	2.8	53	0	96	76	1	34	114	4.2
Wilkins, Shayla	27	0	372	13.8	33	71	.465	1	3	.333	14	32	.438	47	61	108	4.0	42	1	13	26	3	10	81	3.0
Canty, Brit	25	1	307	12.3	30	78	.385	1	5	.200	13	23	.565	38	28	66	2.6	35	0	21	29	4	17	74	3.0
Moss, Wendy	17	0	78	4.6	9	20	.450	4	13	.308	1	1	1.000	8	12	20	1.2	7	0	8	7	1	5	23	1.4
Gullett, Erica	4	0	74	18.5	9	21	.429	0	0	—	4	7	.571	8	14	22	5.5	6	0	1	5	2	1	22	5.5
TEAM.....																115									
Total.....	27				767	1871	.410	248	744	.333	362	557	.650	379	643	1137	42.1	572		407	456	69	248	2144	79.4
Opponents.....	27				743	1743	.426	134	401	.334	403	622	.648	448	803	1251	46.3	517		424	539	71	197	2023	74.9

## 1994-95

Player	GP	GS	Min	Avg	FG	FGA	Pct	3FG	FGA	Pct	FT	FTA	Pct	Off	Def	Tot	Avg	PF	FO	A	TO	Blk	Stl	Pts	Avg
Johnson, Shannon	27	27	973	36.0	214	497	.431	64	182	.352	154	227	.678	62	110	172	6.4	91	4	138	99	18	57	646	23.9
Kelly, Cindy	27	27	687	25.4	114	232	.491	9	34	.265	54	78	.692	62	73	135	5.0	75	2	12	40	7	9	291	10.8
Randall, Jenny	27	27	856	31.7	109	280	.389	32	101	.317	35	49	.714	64	102	166	6.1	91	5	40	60	8	35	285	10.6
Timmons, Christi	27	27	874	32.4	90	281	.320	46	198	.232	18	38	.474	33	83	116	4.3	65	4	84	56	9	61	244	9.0
Funderburk, Natalie	27	27	912	33.8	39	148	.264	11	60	.183	53	77	.688	10	91	101	3.7	66	2	126	87	1	50	142	5.3
Ramsey, Audrey	27	0	406	15.0	53	125	.424	13	44	.295	21	35	.600	41	42	83	3.1	36	0	9	20	3	8	140	5.2
Godfrey, Heather	27	0	436	16.1	46	122	.377	43	106	.406	0	1	1.000	18	24	42	1.6	28	0	21	28	0	4	135	5.0
Thompson, Tenna	24	0	234	9.8	25	51	.490	0	0	—	7	15	.467	13	33	46	1.9	47	1	1	21	3	6	57	2.4
Gill, E	5	0	10	2.0	0	1	.000	0	0	—	0	1	1.000	1	1	2	0.4	0	0	0	2	0	1	0	0.0
TEAM.....																116									
Total.....	27				690	1737	.397	218	725	.301	342	521	.656	304	559	979	36.3	499		431	413	49	231	1940	71.9
Opponents.....	27				753	1711	.440	149	448	.333	396	554	.715	425	800	1225	45.4	499		418	509	47	208	2051	76.0

## 1995-96

Player	GP	GS	Min	Avg	FG	FGA	Pct	3FG	FGA	Pct	FT	FTA	Pct	Off	Def	Tot	Avg	PF	FO	A	TO	Blk	Stl	Pts	Avg
Johnson, Shannon	28	27	973	34.8	238	544	.438	82	202	.406	133	179	.743	44	123	167	6.0	86	1	113	104	20	74	691	24.7
Miars, Nikki	26	19	714	27.5	89	217	.410	18	53	.340	46	67	.687	31	58	89	3.4	42	0	45	52	6	29	242	9.3
Williams, Lisa	28	9	621	22.2	82	234	.350	24	75	.320	32	50	.640	38	56	94	3.4	55	0	54	65	10	38	220	7.9
Kelly, Cindy	28	28	704	25.1	73	180	.406	9	38	.237	33	49	.673	74	80	154	5.5	60	0	10	35	6	9	188	6.7
Hickey, Trese	27	25	580	21.5	81	187	.433	0	0	.000	18	45	.400	72	105	177	6.6	84	1	11	41	7	31	180	6.7
Godfrey, Heather	28	1	348	12.4	53	140	.379	43	121	.355	2	2	1.000	9	29	38	1.4	7	0	14	29	2	7	151	5.4
Funderburk, Natalie	28	28	898	32.1	39	152	.257	24	90	.267	28	51	.549	5	84	89	3.2	48	0	127	76	1	47	130	4.6
Ramsey, Audrey	28	2	476	17.0	33	109	.303	6	22	.273	39	52	.750	54	69	123	4.4	29	0	13	15	2	11	111	4.0
Carr, Donna	18	1	215	11.9</																					

# YEAR-BY-YEAR STATS THE TIME IS NOW

## 1996-97

Player	GP	GS	Min	Avg	FG	FGA	Pct	3FG	FGA	Pct	FT	FTA	Pct	Off	Def	Tot	Avg	PF	FO	A	TO	Blk	Stl	Pts	Avg	
Miars, Nikki	27	27	956	35.4	125	358	.349	30	102	.294	124	152	.816	24	90	114	4.2	48	1	86	122	1	54	404	15.0	
Williams, Lisa	27	25	724	26.8	83	231	.359	16	64	.250	79	99	.798	41	66	107	4.0	67	0	57	115	7	48	261	9.7	
Lester, Annie	27	18	623	23.1	103	222	.464	0	0	—	36	50	.720	65	115	180	6.7	68	2	6	23	12	43	242	9.0	
White, Zenovia	27	27	630	23.3	61	167	.365	0	2	.000	19	39	.487	58	44	102	3.8	72	3	28	74	4	30	141	5.2	
Ramsey, Audrey	27	12	521	19.3	48	102	.471	0	1	.000	43	62	.694	55	79	134	5.0	34	0	11	25	2	14	139	5.1	
Jeffcoat, Shanta	27	0	461	17.1	42	126	.333	6	26	.231	43	61	.705	21	45	66	2.4	41	0	39	70	4	25	133	4.9	
Godfrey, Heather	27	2	384	14.2	43	147	.293	33	131	.252	1	4	.250	21	28	49	1.8	10	0	35	47	2	11	120	4.4	
Lee, Rachell	24	10	447	18.6	46	110	.418	0	0	—	23	45	.511	36	57	93	3.9	75	3	7	28	23	17	115	4.8	
Carr, Donna	18	14	338	18.8	29	65	.446	0	1	.000	20	49	.408	45	67	112	6.2	43	4	16	24	9	15	78	4.3	
Key, Casie	17	0	91	5.4	9	27	.333	0	0	—	3	14	.214	12	25	37	2.2	9	0	4	6	7	5	21	1.2	
Hadwin, Sara	15	0	67	4.5	8	16	.500	1	2	.500	2	4	.500	1	5	6	0.4	5	0	10	13	0	5	19	1.3	
Keppeler, Lynette	21	0	158	7.5	7	30	.233	0	0	—	3	10	.300	8	18	26	1.2	19	0	2	17	5	6	17	0.8	
TEAM.....																121						33				
Total.....	27				604	1601	.377	86	329	.261	396	589	.672	387	639	1147	42.5	491		301	597	76	273	1690	62.6	
Opponents.....	27				671	1643	.408	118	374	.316	378	570	.663	378	677	1055	39.1	511		413	514	90	300	1838	68.1	

## 1997-98

Player	GP	GS	Min	Avg	FG	FGA	Pct	3FG	FGA	Pct	FT	FTA	Pct	Off	Def	Tot	Avg	PF	FO	A	TO	Blk	Stl	Pts	Avg
Lester, Annie	28	28	862	30.8	190	424	.448	0	1	.000	115	148	.777	108	139	247	8.8	103	8	21	46	1	76	495	17.7
Miars, Nikki	28	28	1072	38.3	107	284	.377	33	105	.314	105	145	.724	17	66	83	3.0	66	2	139	135	3	63	352	12.6
Williams, Lisa	28	28	880	31.4	127	350	.363	26	109	.239	66	92	.717	58	78	136	4.9	105	7	103	99	9	64	346	12.4
Carr, Donna	27	25	685	25.4	74	181	.409	0	0	—	31	75	.413	83	109	192	7.1	92	5	47	60	10	45	179	6.6
White, Zenovia	28	28	805	28.8	75	181	.414	0	6	.000	21	40	.525	74	52	126	4.5	99	7	53	74	2	25	171	6.1
Godfrey, Heather	26	0	426	16.4	43	132	.326	40	122	.328	4	9	.444	12	34	46	1.8	26	0	29	39	0	5	130	5.0
Ramsey, Audrey	28	2	413	14.8	41	112	.366	1	3	.333	32	58	.552	30	40	70	2.5	31	0	13	25	3	11	115	4.1
Lee, Rachell	25	1	195	7.8	26	59	.441	0	0	.000	26	40	.650	15	17	32	1.3	38	0	1	15	8	7	78	3.1
Jeffcoat, Shanta	24	0	184	7.7	21	55	.382	4	18	.222	10	17	.588	6	17	23	1.0	21	0	19	21	1	5	56	2.3
Key, Casie	15	0	47	3.1	9	21	.429	0	0	—	1	5	.200	7	8	15	1.0	14	1	0	10	1	1	19	1.3
Hadwin, Sara	7	0	21	3.0	4	5	.800	2	21	.000	0	1	.000	2	3	5	0.7	4	0	2	3	0	1	10	1.4
Lewis, Elin	2	0	7	3.5	0	1	.000	0	1	.000	0	0	—	0	0	0	0.0	0	0	1	1	0	0	0	0.0
TEAM.....																120									
Total.....	28				717	1805	.397	106	367	.289	411	630	.652	411	561	1092	39.0	599	30	428	543	38	202	1951	69.7
Opponents.....	28				740	1619	.457	92	275	.335	455	677	.672	377	750	1127	40.3	567		411	605	92	227	2027	72.4

## 1998-99

Player	GP	GS	Min	Avg	FG	FGA	Pct	3FG	FGA	Pct	FT	FTA	Pct	Off	Def	Tot	Avg	PF	FO	A	TO	Blk	Stl	Pts	Avg
Lester, Annie	27	27	797	29.5	156	346	.451	5	31	.161	80	115	.696	100	113	213	7.9	100	9	21	57	5	53	397	14.7
Penn, Jocelyn	27	13	685	25.4	130	247	.526	0	0	—	91	132	.689	81	94	175	6.5	84	1	41	62	2	79	351	13.0
Gortman, Shaunzinski	27	25	745	27.6	118	314	.376	12	56	.214	53	90	.589	57	80	137	5.1	88	6	61	104	4	47	301	11.1
Williams, Lisa	27	26	774	28.7	95	264	.360	33	111	.297	49	73	.671	51	50	101	3.7	84	6	99	83	3	63	272	10.1
Miars, Nikki	27	26	969	35.9	75	233	.322	33	105	.314	82	110	.745	20	63	83	3.1	66	2	116	98	2	65	265	9.8
Segres, Shannon	27	15	534	19.8	73	185	.395	2	11	.182	70	93	.753	43	56	99	3.7	77	1	18	55	4	26	218	8.1
Hill, Crishna	27	3	516	19.1	37	117	.316	10	52	.192	12	21	.571	27	40	67	2.5	58	1	36	43	3	28	96	3.6
Jeffcoat, Shanta	24	0	238	9.9	19	51	.373	2	16	.125	17	20	.850	17	14	31	1.3	22	0	23	21	3	16	57	2.4
Key, Casie	20	0	123	6.2	17	39	.436	0	0	—	3	8	.375	15	22	37	1.9	19	1	0	15	0	7	37	1.9
Ajanovic, Ines	4	0	19	4.8	2	7	.286	0	0	—	4	4	1.000	1	1	2	0.5	2	0	0	4	1	0	8	2.0
Total.....	27				722	1803	.400	97	383	.253	461	666	.692	465	594	1059	39.2	600	27	415	547	27	384	2002	74.1
Opponents.....	27				725	1506	.481	105	267	.393	412	637	.647	332	715	1047	38.8	553	0	703	703	82	232	1967	72.9

## 1999-2000

Player	GP	GS	Min	Avg	FG	FGA	Pct	3FG	FGA	Pct	FT	FTA	Pct	Off	Def	Tot	Avg	PF	FO	A	TO	Blk	Stl	Pts	Avg
Lester, Annie	28	23	728	26.0	126	258	.488	0	3	.000	102	142	.718	75	70	145	5.2	73	4	27	50	1	43	354	12.6
Penn, Jocelyn	28	15	721	25.8	127	230	.552	0	1	.000	93	138	.674	70	101	171	6.1	75	1	64	105	4	74	347	12.4
Gortman, Shaunzinski	20	20	578	28.9	116	248	.468	13	34	.382	51	85	.600	25	87	112	5.6	63	2	84	108	18	51	296	14.8
Segres, Shannon	28	18	570	20.4	90	200	.450	7	29	.241	51	64	.797	44	67	111	4.0	72	2	19	73	7	23	238	8.5
Morrone, Kelly	27	9	691	25.6	64	186	.344	50	135	.370	10	15	.667	11	47	58	2.1	39	0	78	75	4	21	188	7.0
Ujhelyi, Petra	28	24	732	26.1	70	179	.391	1	8	.125	33	44	.750	54	126	180	6.4	79	1	56	66	27	43	174	6.2
Ajanovic, Ines	28	6	357	12.8	34	96	.354	16	53	.302	10	21	.476	24	37	61	2.2	31	1	23	35	0	12	94	3.4
Hill, Crishna	28	6	473	16.9	31	108	.287	13	55	.236	12	20	.600	22	22	44	1.6	50	0	29	35	0	12	87	3.1
Jeffcoat, Shanta	28	18	553	19.8	26	81	.321	8	31	.258	24	34	.706	28	17	45	1.6	42							

# THE TIME IS NOW YEAR-BY-YEAR STATS

## 2000-01

Player	GP	GS	Min	Avg	FG	FGA	Pct	3FG	FGA	Pct	FT	FTA	Pct	Off	Def	Tot	Avg	PF	FO	A	TO	Blk	Stl	Pts	Avg
Geter, Teresa	27	25	800	29.6	113	190	.595	12	25	.480	74	99	.747	52	124	176	6.5	69	2	55	72	58	54	312	11.6
Troina, Tatyana	28	18	669	23.9	104	267	.390	44	138	.319	47	63	.746	62	63	125	4.5	66	2	45	64	9	24	299	10.7
Gortman, Shaunzinski	27	26	843	31.2	112	293	.382	34	105	.324	40	57	.702	32	106	138	5.1	73	2	80	98	10	52	298	11.0
Anaz, Nihan	28	13	733	26.2	96	228	.421	18	57	.316	46	68	.979	30	30	60	2.1	55	2	68	81	1	17	256	9.1
Ujhelyi, Petra	28	26	651	23.3	96	207	.464	0	2	.000	44	81	.543	53	124	177	6.3	89	5	42	59	23	33	236	8.4
Segres, Shannon	28	2	453	16.2	55	143	.385	8	21	.381	33	48	.688	46	81	127	4.5	61	1	6	42	3	14	151	5.4
Ajanovic, Ines	26	1	275	10.6	35	75	.467	13	26	.500	16	29	.552	29	46	75	2.9	31	0	16	34	1	9	99	3.8
Strohm, Daniela	27	8	392	14.5	28	81	.346	13	37	.351	8	9	.889	2	10	12	0.4	36	2	11	33	0	5	77	2.9
Ciocan, Cristina	28	18	556	19.9	31	83	.373	2	15	.133	9	16	.563	12	47	59	2.1	56	2	81	78	7	39	73	2.6
Hoglund, Linda	16	0	79	4.9	9	21	.429	2	7	.286	5	6	.833	5	5	10	0.6	9	0	5	6	1	4	25	1.6
Szakacs, Ildiko	13	0	94	7.2	7	23	.304	2	12	.167	4	4	1.000	2	9	11	0.8	9	0	5	6	1	4	20	1.5
Hollosy, Viktoria	3	1	5	1.7	1	2	.500	0	0	—	0	0	—	0	0	0	0.0	1	0	0	1	0	0	2	0.7
Hill, Crishna	4	1	25	6.3	1	5	.200	0	2	.000	0	0	—	0	0	0	0.0	4	0	0	2	0	0	2	0.5
Cook, Tasha	5	1	24	4.8	1	2	.500	0	0	—	0	0	—	0	0	0	0.0	1	0	3	1	0	0	2	0.4
Murry, Melanie	1	0	1	1.0	0	1	.000	0	0	—	0	0	—	0	0	0	0.0	0	0	0	0	0	0	0	0.0
TEAM.....														48	63	111	4.0				11				
Total.....	28				689	1324	.520	148	447	.331	326	480	.679	370	708	1078	38.5	560	18	414	589	113	254	1852	66.1
Opponents.....	28				677	1680	.403	134	419	.320	415	621	.668	409	647	1056	37.7	450	9	416	498	73	266	1903	68.0

## 2001-02

Player	GP	GS	Min	Avg	FG	FGA	Pct	3FG	FGA	Pct	FT	FTA	Pct	Off	Def	Tot	Avg	PF	FO	A	TO	Blk	Stl	Pts	Avg
Penn, Jocelyn	32	31	991	31.0	218	351	.621	0	0	.000	89	140	.636	94	121	214	6.7	83	3	53	74	2	94	525	16.4
Gortman, Shaunzinski	31	29	982	31.7	176	414	.425	52	143	.364	68	102	.667	56	133	189	6.1	73	2	93	89	7	62	472	15.2
Geter, Teresa	28	23	720	25.7	94	195	.482	0	6	.000	69	85	.812	62	115	177	6.3	68	2	46	48	41	44	257	9.2
Troina, Tatyana	31	4	566	18.3	86	210	.410	48	135	.356	15	24	.625	45	48	93	3.0	59	1	34	46	7	25	235	7.6
Ujhelyi, Petra	32	28	830	25.9	93	215	.433	0	6	.000	32	66	.485	58	131	189	5.9	87	3	64	56	45	57	218	6.8
Ciocan, Cristina	30	29	852	28.4	80	192	.417	17	40	.425	25	46	.543	16	51	67	2.2	77	1	185	102	5	68	202	6.7
Morrone, Kelly	30	4	646	21.5	60	166	.361	45	127	.354	15	29	.517	16	45	61	2.0	29	0	63	57	1	27	180	6.0
Ajanovic, Ines	28	4	262	9.4	40	97	.412	6	27	.222	14	25	.560	23	28	51	1.8	26	0	12	32	3	5	100	3.6
Segres, Shannon	30	6	292	9.7	25	66	.379	0	7	.000	23	37	.622	33	43	76	2.5	32	0	13	23	3	9	73	2.4
Hill, Crishna	21	2	145	6.9	11	30	.367	3	13	.231	4	6	.667	11	7	18	0.9	13	0	12	7	1	7	29	1.4
Reese, Tonisha	9	0	37	4.1	6	22	.273	1	12	.083	3	6	.500	2	4	6	0.7	2	0	4	5	0	0	16	1.8
Redd, Vania	10	0	54	5.4	4	12	.333	0	0	.000	6	6	1.000	5	3	8	0.8	5	0	4	2	0	4	14	1.4
Hoglund, Linda	12	0	47	3.9	5	17	.294	2	8	.250	2	4	.500	2	6	8	0.7	6	0	3	7	0	4	14	1.2
Murry, Melanie	2	0	1	0.5	0	0	.000	0	0	.000	0	0	.000	0	0	0	0.0	0	0	0	0	0	0	0	0.0
TEAM.....														45	64	109	3.4				9				
Total.....	32				898	1987	.452	174	524	.332	365	576	.634	468	799	1267	39.6	560	12	586	557	115	406	2335	73.0
Opponents.....	32				719	1816	.396	144	462	.312	400	563	.710	394	736	1130	35.3	511	8	386	626	72	257	1982	61.9

## 2002-03

Player	GP	GS	Min	Avg	FG	FGA	Pct	3FG	FGA	Pct	FT	FTA	Pct	Off	Def	Tot	Avg	PF	FO	A	TO	Blk	Stl	Pts	Avg
Penn, Jocelyn	30	30	1088	36.3	282	449	.628	14	37	.378	138	194	.711	100	142	242	8.1	91	3	58	107	1	112	716	23.9
Ciocan, Cristina	31	31	1038	33.5	161	375	.429	42	129	.326	57	74	.770	34	100	134	4.3	88	5	207	138	6	74	421	13.6
Ujhelyi, Petra	31	31	1067	34.4	155	343	.452	5	17	.294	47	89	.528	90	198	288	9.3	84	5	102	80	48	49	362	11.7
Burgess, Sarah	28	0	511	18.3	60	147	.408	35	103	.340	32	47	.681	30	39	69	2.5	31	0	26	30	1	32	187	6.7
Morrone, Kelly	31	31	820	26.5	55	164	.335	62	189	.328	39	63	.619	69	99	168	5.4	75	3	39	66	5	33	166	5.4
Johnson, Koretha	31	31	820	26.5	55	164	.335	17	63	.270	39	63	.619	69	99	168	5.4	75	3	39	66	5	33	166	5.4
Gritsaeva, Olga	20	1	230	11.5	19	49	.388	1	6	.167	23	45	.511	25	27	52	2.6	25	0	16	9	6	7	62	3.1
Reese, Tonisha	22	0	138	6.3	22	71	.310	12	43	.279	4	6	.667	6	13	19	0.9	12	0	6	15	0	5	60	2.7
Rozsak, Kasia	21	0	156	7.4	7	23	.304	0	0	—	6	14	.429	25	30	55	2.6	22	0	0	3	2	9	20	1.0
Redd, Vania	11	0	113	10.3	6	25	.240	0	5	.000	0	1	.000	10	4	14	1.3	11	0	8	10	0	5	12	1.1
Hoglund, Linda	3	0	16	5.3	2	4	.500	1	3	.333	0	0	—	0	1	1	0.3	0	0	0	1	0	1	5	1.7
TEAM.....														47	70	117	3.8	0			9				
Total.....	31				859	1900	.452	189	595	.318	387	581	.666	457	767	1224	39.5	487	17	578	557	71	366	2294	74.0
Opponents.....	31				702	1780	.394	133	457	.291	300	466	.644	386	678	1064	33.3	501	8	412	632	87	297	1837	57.4

# YEAR-BY-YEAR STATS THE TIME IS NOW

## 2003-04

Player	GP	GS	Min	Avg	FG	FGA	Pct	3FG	FGA	Pct	FT	FTA	Pct	Off	Def	Tot	Avg	PF	FO	A	TO	Blk	Stl	Pts	Avg
Morrone, Kelly	28	28	986	35.2	104	257	.405	81	199	.407	38	47	.809	30	70	100	3.6	47	1	82	75	2	51	327	11.7
Ciocan, Cristina	27	26	893	33.1	127	316	.402	36	110	.327	27	40	.675	40	98	138	5.1	69	0	142	133	7	46	317	11.7
Sliskovic, Iva	28	27	822	29.4	123	224	.549	1	2	.500	61	88	.693	59	141	200	7.1	95	6	45	96	26	26	308	11.0
Simms, Lauren	28	27	668	23.9	101	247	.409	20	60	.333	39	75	.520	37	30	67	2.4	74	3	31	45	4	42	261	9.3
Gritsaeva, Olga	28	25	686	24.5	92	199	.462	11	30	.367	48	98	.490	57	106	163	5.8	60	0	46	64	4	24	243	8.7
Burgess, Sarah	26	4	581	22.3	63	192	.328	37	130	.285	27	42	.643	31	60	91	3.5	47	2	49	41	4	41	190	7.3
Kulcsar, Larissa	28	3	522	18.6	51	101	.505	5	14	.357	16	44	.364	36	40	76	2.7	74	3	25	33	1	11	123	4.4
Fabbri, Lea	24	0	216	9.0	14	42	.333	4	15	.267	20	30	.667	3	21	24	1.0	24	0	21	28	0	3	52	2.2
Booker, Stacy	19	0	142	7.5	13	42	.310	6	26	.231	6	10	.600	4	7	11	0.6	15	1	3	6	2	8	38	2.0
Harris, Shannel	17	0	78	4.6	5	14	.357	1	5	.200	5	9	.556	7	9	16	0.9	9	0	3	4	3	2	16	0.9
Rozzak, Kasia	3	0	27	9.0	1	3	.333	0	0	—	2	2	1.000	3	5	8	2.7	0	0	0	1	0	2	4	1.3
Tolliver, Lakesha	1	0	4	4.0	0	1	.000	0	0	—	0	0	—	1	1	2	2.0	0	0	0	0	0	0	0	0.0
TEAM.....														49	67	116	4.1	0							0
Total.....	28				694	1638	.424	202	591	.342	289	485	.596	357	655	1012	36.1	515	16	447	531	53	256	1879	67.1
Opponents.....	28				717	1677	.428	147	419	.351	371	531	.699	390	693	1083	38.7	467	-	422	493	89	275	1952	69.7

## 2004-05

Player	GP	GS	Min	Avg	FG	FGA	Pct	3FG	FGA	Pct	FT	FTA	Pct	Off	Def	Tot	Avg	PF	FO	A	TO	Blk	Stl	Pts	Avg
Simms, Lauren	26	26	730	28.1	122	293	.416	18	78	.231	44	66	.667	47	52	99	3.8	59	1	43	63	3	32	306	11.8
Booker, Stacy	29	12	709	24.4	86	247	.348	35	116	.302	39	58	.672	43	65	108	3.7	46	0	50	57	0	26	246	8.5
Johnson, Melanie	28	9	543	19.4	86	182	.473	0	2	.000	32	75	.427	75	114	189	6.8	67	2	34	75	54	62	204	7.3
Sliskovic, Iva	29	23	651	22.4	74	162	.457	0	4	.000	45	65	.692	48	122	170	5.9	61	0	36	43	30	25	193	6.7
Burgrova, Ilona	29	19	648	22.3	65	163	.399	0	1	.000	44	67	.657	40	73	113	3.9	51	1	23	57	25	24	174	6.0
Hunter, Angela	29	8	478	16.5	51	166	.307	33	122	.270	26	35	.743	11	39	50	1.7	32	0	40	54	0	12	161	5.6
Fabbri, Lea	24	18	605	25.2	41	119	.345	21	71	.296	17	23	.739	7	35	42	1.8	54	1	72	93	0	27	120	5.0
Gritsaeva, Olga	29	12	549	18.9	25	105	.238	12	61	.197	25	42	.595	33	70	103	3.6	28	0	41	45	11	14	87	3.0
Kulcsar, Larissa	26	4	277	10.7	32	75	.427	0	1	.000	15	35	.429	20	31	51	2.0	38	1	14	33	4	9	79	3.0
Tolliver, Lakesha	24	3	232	9.7	21	55	.382	0	1	.000	17	28	.607	17	38	55	2.3	31	0	4	21	42	7	59	2.5
Harris, Shannel	28	11	355	12.7	15	57	.263	8	33	.242	3	5	.600	24	29	53	1.9	29	0	22	40	7	16	41	1.5
Burgess, Sarah	2	0	46	23.0	4	17	.235	1	13	.077	3	5	.600	2	5	7	3.5	5	0	5	6	0	3	12	6.0
Jones, Ebony	1	0	2	2.0	1	1	1.000	0	0	—	0	0	—	0	1	1	1.0	1	0	0	1	0	0	2	2.0
TEAM.....														64	75	139	4.8	0							
Total.....	29				623	1642	.379	128	503	.254	310	504	.615	431	749	1180	40.7	502	6	384	594	176	257	1684	58.1
Opponents.....	29				633	1731	.366	162	501	.323	369	546	.676	441	684	1125	38.8	490	-	361	493	76	315	1797	62.0

## 2005-06

Player	GP	GS	Min	Avg	FG	FGA	Pct	3FG	FGA	Pct	FT	FTA	Pct	Off	Def	Tot	Avg	PF	FO	A	TO	Blk	Stl	Pts	Avg
Johnson, Melanie	29	12	596	20.6	127	241	.527	0	3	.000	64	92	.696	69	123	192	6.6	69	3	43	79	29	67	318	11.0
Adams, Demetress	29	12	569	19.6	94	158	.595	0	3	.000	56	83	.675	63	83	146	5.0	63	0	19	63	34	34	244	8.4
Sliskovic, Iva	29	19	641	22.1	78	159	.491	0	0	—	75	106	.708	40	123	163	5.6	53	0	52	54	37	28	231	8.0
Simms, Lauren	29	20	655	22.6	93	227	.410	13	40	.325	14	20	.700	30	52	82	2.8	54	1	58	76	5	34	213	7.3
Booker, Stacy	28	0	540	19.3	79	223	.354	38	122	.311	16	29	.552	18	51	69	2.5	33	0	49	45	2	23	212	7.6
Tolliver, Lakesha	28	1	370	13.2	69	132	.523	0	0	—	46	76	.605	33	53	86	3.1	61	3	25	49	28	18	184	6.6
Fabbri, Lea	29	24	571	19.7	48	129	.372	28	84	.333	34	42	.810	4	37	41	1.4	59	1	82	74	0	27	158	5.4
Burgrova, Ilona	29	27	552	19.0	59	119	.496	0	0	—	30	52	.577	48	77	125	4.3	57	1	27	49	34	14	148	5.1
Harris, Shannel	29	25	549	18.9	44	105	.419	3	20	.150	7	10	.700	32	40	72	2.5	48	1	33	25	9	27	98	3.4
Kulcsar, Larissa	21	0	196	9.3	28	48	.583	0	0	—	15	33	.455	14	21	35	1.7	13	0	11	16	4	11	71	3.4
Gritsaeva, Olga	26	0	281	10.8	20	59	.339	7	32	.219	3	7	.429	16	23	39	1.5	15	0	19	17	10	13	50	1.9
Dickerson, Brionna	21	0	187	8.9	16	52	.308	0	3	.000	6	11	.545	10	13	23	1.1	6	0	14	11	0	8	38	1.8
Hunter, Angela	13	0	90	6.9	7	35	.200	5	31	.161	2	4	.500	2	10	12	0.9	9	0	3	7	1	3	21	1.6
Jones, Ebony	7	0	28	4.0	6	19	.316	3	15	.200	1	1	1.000	1	0	1	0.1	4	0	1	2	0	1	16	2.3
TEAM.....														67	68	135	4.7	0							
Total.....	29				768	1706	.450	97	353	.275	369	566	.652	447	774	1221	42.1	544	10	436	574	193	308	2002	69.0
Opponents.....	29				567	1635	.347	124	414	.300	390	585	.667	392	589	981	33.8	501	-	321	562	92	296	1648	56.8



# THE TIME IS NOW YEAR-BY-YEAR STATS

## 2006-07

Player	GP	GS	Min	Avg	FG	FGA	Pct	3FG	FGA	Pct	FT	FTA	Pct	Off	Def	Tot	Avg	PF	FO	A	TO	Blk	Stl	Pts	Avg
Simms, Lauren	33	28	882	26.7	130	326	.399	15	64	.234	49	65	.754	36	91	127	3.8	58	0	94	79	4	51	324	9.8
Johnson, Melanie	32	17	562	17.6	110	259	.425	5	23	.217	53	80	.663	93	83	176	5.5	70	1	42	73	16	63	278	8.7
Booker, Stacy	32	20	661	20.7	102	284	.359	40	154	.260	25	31	.806	29	61	90	2.8	48	1	60	59	3	30	269	8.4
Tolliver, Lakesha	33	8	518	15.7	91	216	.421	0	1	.000	70	110	.636	59	79	138	4.2	85	2	32	55	60	27	252	7.6
Sliskovic, Iva	33	17	644	19.5	89	195	.456	0	1	.000	66	93	.710	50	105	155	4.7	56	0	50	55	21	31	244	7.4
Adams, Demetress	33	23	656	19.9	79	157	.503	0	0	—	34	78	.436	71	103	174	5.3	91	4	35	59	30	52	192	5.8
Dickerson, Brionna	31	2	557	18.0	82	203	.404	9	34	.265	16	25	.640	28	44	72	2.3	23	0	37	23	1	22	189	6.1
Burgrova, Ilona	33	16	705	21.4	74	144	.514	0	0	—	36	71	.507	60	91	151	4.6	59	3	34	56	37	28	184	5.6
Zackery, Kellindra	29	1	352	12.1	48	125	.384	1	4	.250	24	39	.615	46	44	90	3.1	28	0	18	43	1	21	121	4.2
Harris, Shannel	31	20	533	17.2	33	93	.355	10	28	.357	12	21	.571	36	38	74	2.4	38	0	26	30	22	39	88	2.8
Fabbri, Lea	28	11	409	14.6	22	100	.220	18	76	.237	11	13	.846	2	31	33	1.2	42	1	71	54	1	20	73	2.6
Kulcsar, Larissa	18	2	121	6.7	11	20	.550	0	0	—	12	19	.632	6	26	32	1.8	11	0	6	14	2	7	34	1.9
Jones, Ebony	7	0	26	3.7	6	14	.429	4	10	.400	1	2	.500	0	2	2	0.3	2	0	2	2	1	1	17	2.4
TEAM.....														76	65	141	4.3	1				6			
Total.....	33				877	2136	.411	102	395	.258	409	647	.632	592	863	1455	44.1	612	12	507	608	199	392	2265	68.6
Opponents.....	33				687	1836	.374	153	505	.303	435	638	.682	394	781	1175	35.6	584	-	370	697	130	305	1962	59.5

## 2007-08

Player	GP	GS	Min	Avg	FG	FGA	Pct	3FG	FGA	Pct	FT	FTA	Pct	Off	Def	Tot	Avg	PF	FO	A	TO	Blk	Stl	Pts	Avg
Jones, Jordan	32	31	1111	34.7	140	345	.406	97	243	.399	42	57	.737	14	75	89	2.8	61	0	58	88	1	50	419	13.1
Adams, Demetress	32	32	923	28.8	139	263	.529	0	1	.000	71	124	.573	94	192	286	8.9	102	7	68	105	55	65	349	10.9
Dickerson, Brionna	28	26	804	28.7	111	309	.359	20	61	.328	49	60	.817	48	67	115	4.1	34	0	42	51	1	19	291	10.4
Tolliver, Lakesha	26	20	524	20.2	91	199	.457	1	11.000		59	88	.670	38	96	134	5.2	70	2	34	69	47	22	242	9.3
Burgrova, Ilona	32	30	957	29.9	118	214	.551	0	0	—	60	87	.690	64	135	199	6.2	98	9	57	84	37	27	296	9.3
Newton, Courtney	5	4	97	19.4	8	20	.400	4	12	.333	4	4	1.000	0	4	4	0.8	8	0	15	11	0	4	24	4.8
Jones, Ebony	29	6	412	14.2	40	129	.310	35	108	.324	6	8	.750	17	35	52	1.8	33	0	27	28	1	15	121	4.2
Kennedy, Samone	31	6	583	18.8	41	115	.357	0	8	.000	33	50	.660	14	44	58	1.9	35	0	106	81	0	42	115	3.7
May, Jewel	28	0	271	9.7	31	74	.419	0	0	—	35	51	.686	23	40	63	2.3	46	2	3	31	5	10	97	3.5
Pace, C.J.	16	2	221	13.8	23	59	.390	4	19	.211	5	10	.500	18	20	38	2.4	27	0	7	22	3	12	55	3.4
Payne, Jasmine	25	3	242	9.7	23	78	.295	0	0	—	19	25	.760	17	35	52	2.1	28	1	5	21	5	11	65	2.6
Billingslea, Ashlie	14	0	166	11.9	8	45	.178	1	11	.091	8	13	.615	3	17	20	1.4	33	1	21	40	0	9	25	1.8
Falohun, Lauren	14	0	89	6.4	0	7	.000	0	0	—	1	2	.500	4	9	13	0.9	13	0	4	17	1	2	1	0.1
TEAM.....														88	91	179	5.6	0			18				
Total.....	32				773	1857	.416	162	464	.349	392	579	.677	442	860	1302	40.7	588	22	447	666	156	288	2100	65.6
Opponents.....	32				724	1923	.376	145	475	.305	423	665	.636	465	713	1178	36.8	538	-	378	558	119	325	2016	63.0

## 2008-09

Player	GP	GS	Min	Avg	FG	FGA	Pct	3FG	FGA	Pct	FT	FTA	Pct	Off	Def	Tot	Avg	PF	FO	A	TO	Blk	Stl	Pts	Avg
Dickerson, Brionna	19	19	632	33.3	93	236	.394	31	85	.365	37	58	.638	26	32	58	3.1	22	0	27	37	0	14	254	13.4
Sutton, La'Keisha	28	14	734	26.2	108	263	.411	15	36	.417	77	114	.675	21	35	56	2.0	70	2	68	107	5	36	308	11.0
Adams, Demetress	18	18	504	28.0	77	149	.517	1	3	.333	37	50	.740	46	84	130	7.2	46	1	9	58	21	22	192	10.7
Pace, C.J.	27	24	789	29.2	69	235	.294	29	108	.269	37	48	.771	56	102	158	5.9	69	0	28	55	11	18	204	7.6
Williams, Tonia	11	1	127	11.5	23	46	.500	2	5	.400	11	19	.579	12	33	45	4.1	16	0	3	12	3	5	59	5.4
Kennedy, Samone	28	20	680	24.3	55	147	.374	9	39	.231	27	44	.614	5	39	44	1.6	47	0	68	73	2	34	146	5.2
Stephens, Charenee	18	1	321	17.8	38	71	.535	0	0	—	10	18	.556	34	61	95	5.3	17	0	2	21	5	5	86	4.8
May, Jewel	28	26	599	21.4	43	113	.381	0	0	—	45	68	.662	59	83	142	5.1	87	5	4	36	13	26	131	4.7
Wheeler, Sada	6	0	67	11.2	10	23	.435	0	0	—	2	5	.400	10	5	15	2.5	10	0	0	7	4	1	22	3.7
Falohun, Lauren	26	9	529	20.3	35	98	.357	2	10	.200	22	25	.880	7	34	41	1.6	43	0	37	71	2	16	94	3.6
Tate, Miranda	21	0	253	12.0	23	82	.280	11	38	.289	5	11	.455	13	27	40	1.9	17	0	9	22	3	5	62	3.0
Newton, Courtney	22	8	365	16.6	19	71	.268	11	48	.229	15	20	.750	16	44	60	2.7	34	0	12	19	3	20	64	2.9
TEAM.....														66	66	132	4.7	0			19				
Total.....	28				593	1534	.387	111	372	.298	325	480	.677	371	645	1016	36.3	478	8	267	537	72	202	1622	57.9
Opponents.....	28				666	1614	.413	105	338	.311	316	457	.691	356	636	992	35.4	471	10	348	451	110	234	1753	62.6

# YEAR-BY-YEAR STATS THE TIME IS NOW

12

## 2009-10

Player	GP	GS	Min	Avg	FG	FGA	Pct	3FG	FGA	Pct	FT	FTA	Pct	Off	Def	Tot	Avg	PF	FO	A	TO	Blk	Stl	Pts	Avg
Nainima, Valerie	29	28	986	34.0	171	451	.379	82	229	.358	68	90	.756	21	58	79	2.7	47	0	81	75	7	28	492	17.0
Bone, Kelsey	29	27	892	29.7	164	367	.447	1	4	.250	77	116	.664	82	186	268	9.2	77	1	28	90	19	25	406	14.0
Sutton, La'Keisha	29	24	858	29.6	109	273	.399	15	37	.405	49	86	.570	30	38	68	2.3	70	1	74	82	4	25	282	9.7
Stephens, Charenee	25	2	558	22.3	88	147	.599	0	0	—	34	52	.654	78	101	179	7.2	44	0	2	28	8	21	210	8.4
Walker, Ieasia	29	6	589	20.3	57	174	.328	17	47	.362	26	40	.650	31	44	75	2.6	55	0	35	58	8	26	157	5.4
Kennedy, Samone	29	27	810	27.9	56	149	.376	14	49	.286	20	35	.571	12	66	78	2.7	49	0	68	49	2	34	146	5.0
Bruner, Ashley	27	0	304	11.3	25	59	.424	0	1	.000	17	36	.472	38	38	76	2.8	32	1	5	27	9	12	67	2.5
May, Jewel	29	28	454	15.7	23	59	.390	0	0	—	12	22	.545	44	56	100	3.4	75	2	3	32	5	7	58	2.0
Wilson, Ebony	26	2	239	9.2	12	23	.522	0	2	.000	11	14	.786	21	14	35	1.3	27	0	0	8	2	5	35	1.3
Newton, Courtney	3	0	30	10.0	1	4	.250	1	2	.500	0	1	.000	1	2	3	1.0	3	0	0	2	0	1	3	1.0
Falohun, Lauren	23	1	190	8.3	7	16	.438	0	1	.000	4	9	.444	10	12	22	1.0	24	0	12	19	0	9	18	0.8
TEAM.....														59	67	126		1			13				
Total.....	29				713	1722	.414	130	372	.349	318	501	.635	427	682	1109	38.2	504	5	308	483	64	193	1874	64.6
Opponents.....	29				690	1678	.411	122	387	.315	376	539	.698	376	672	1048	36.1	488	12	345	454	134	202	1878	64.8

11

10

09

## 2010-11

Player	GP	GS	Min	Avg	FG	FGA	Pct	3FG	FGA	Pct	FT	FTA	Pct	Off	Def	Tot	Avg	PF	FO	A	TO	Blk	Stl	Pts	Avg
Walker, Ieasia	33	31	991	30.0	137	389	.352	38	132	.288	91	146	.623	37	90	127	3.8	81	2	56	82	10	79	403	12.2
Sutton, La'Keisha	33	32	1090	33.0	128	314	.408	13	55	.236	68	112	.607	30	58	88	2.7	75	1	118	130	4	47	337	10.2
Bruner, Ashley	33	8	727	22.0	116	215	.540	0	0	—	44	88	.500	98	77	175	5.3	64	1	21	55	21	24	276	8.4
Strickland, Marah	19	5	447	23.5	47	160	.294	26	101	.257	38	41	.927	14	29	43	2.3	19	0	8	27	1	5	158	8.3
Grant, Markeshia	33	2	670	20.3	79	236	.335	32	111	.288	26	38	.684	28	66	94	2.8	43	0	43	44	2	28	216	6.5
Nainima, Valerie	25	15	550	22.0	53	164	.323	33	111	.297	18	23	.783	5	33	38	1.5	16	0	27	32	0	11	157	6.3
May, Jewel	33	33	613	18.6	45	119	.378	0	0	—	39	62	.629	68	84	152	4.6	109	9	12	52	22	20	129	3.9
Stephens, Charenee	32	11	548	17.1	50	96	.521	0	0	—	23	38	.605	64	89	153	4.8	53	1	6	28	15	18	123	1.8
Kennedy, Samone	16	9	216	13.5	16	47	.340	3	18	.167	6	12	.500	3	15	18	1.1	16	0	13	24	2	10	41	2.6
Newton, Courtney	29	16	474	16.3	22	72	.306	15	55	.273	12	24	.500	23	51	74	2.6	33	1	14	14	5	8	71	2.4
Brewer, Kayla	7	0	97	13.9	4	9	.444	0	0	—	1	6	.167	10	12	22	3.1	13	0	0	5	6	0	9	1.3
Sellers, Imani	15	0	54	3.6	2	11	.182	1	7	.143	2	5	.400	1	5	6	0.4	6	0	1	2	0	0	7	0.5
Wilson, Ebony	28	3	223	8.0	4	20	.200	0	5	.000	2	7	.286	15	14	9	1.0	23	0	3	9	3	11	10	0.4
TEAM.....														77	86	163					8				
Total.....	33				703	1852	.380	161	595	.271	370	602	.615	473	709	1182	35.8	551	15	322	512	91	261	1937	58.7
Opponents.....	33				749	1774	.422	122	361	.338	348	525	.663	387	769	1156	35.0	606	21	349	548	112	211	1968	59.6

08

07

06

05

04

03

02

01

00

180