



# SOUTH CAROLINA BASKETBALL

MBB CONTACT: EMILY MILES // EFEENEY@MAILBOX.SC.EDU // 803-777-7743 // @EMILYFEENEYSID

## 2015-16 SCHEDULE

OVERALL: 14-0 | SEC: 0-0

### NOVEMBER

8	Allen +	W, 71-43
14	Norfolk State %	W, 84-69
16	Oral Roberts	W, 84-66
20	vs. DePaul !	W, 76-61
21/22	vs. Hofstra !	W, 94-84
23	vs. Tulsa !	W, 83-75
27	Lipscomb	W, 92-76
30	Western Carolina	W, 76-53

### DECEMBER

5	USF	W, 81-63
15	Drexel	W, 79-54
18	at Clemson ^	W, 65-59
22	vs. St. John's &	W, 75-61
30	Francis Marion	W, 78-56

### JANUARY

2	Memphis	W, 86-76
5	at Auburn*	W, 81-69
9	Vanderbilt*	3 p.m./ESPNU
13	at Alabama*	9 p.m./ SECN
16	Missouri*	1 p.m./ SECN
19	at Ole Miss*	7 p.m./ SECN
23	at Tennessee*	Noon/ SECN
26	Mississippi State*	7 p.m./ SECN
30	Alabama*	6 p.m./ SECN

### FEBRUARY

2	at Georgia*	7 p.m./ESPN/U/SECN
6	at Texas A&M*	4 p.m./ESPNU
10	LSU*	7 p.m./ESPN2
13	Kentucky*	Noon/ESPN/2
16	at Missouri*	7 p.m./ SECN
20	Florida*	Noon/ SECN
24	Tennessee*	9 p.m./ SECN
27	at Mississippi State*	2:30/ SECN

### MARCH

3	Georgia*	7 p.m./ESPN/2
5	at Arkansas*	5 p.m./SECN
9-13	SEC Tournament (Nashville)	TBD

All home games in **bold** | All times listed Eastern  
 \* indicates SEC contest | + indicates exhibition |  
**SECN+** - SEC Network + | **SECN** - SEC Network  
 | **CBSSN** - CBS Sports Network | % - Paradise Jam  
 (Columbia, S.C.) | ! - Paradise Jam (St. Thomas,  
 USVI) | & - Hall of Fame Shootout (Uncasville,  
 Conn.) | ^ - game played at Bon Secours Arena

## (22/20) SOUTH CAROLINA (14-0, 1-0 SEC) vs. VANDERBILT (8-6, 0-2 SEC)

SAT., JAN. 9 • COLONIAL LIFE ARENA (18,000) • COLUMBIA, S.C. • 3 P.M. ET • ESPNU



GAMECOCKS



COMMODORES

VS.

**Head Coach:** Frank Martin (FIU, '93)  
**Record At Carolina:** 59-54 (4th season)  
**Career Record:** 176-108 (9th season)  
**Record vs. Vanderbilt:** 1-3  
**Top scorer:** Carrera (12.4)  
**Top rebounder:** Carrera (6.1)  
**Top assist maker:** Thornwell (3.9)  
**Media Relations:** Emily Miles  
**Twitter:** @GamecockMBB

**Head Coach:** Kevin Stallings  
 (Purdue, '82)  
**Record At Vandy:** 321-213 (17th season)  
**Career Record:** 444-275 (23rd season)  
**Record vs. S. Carolina:** 16-14  
**Top scorer:** Baldwin IV (14.7)  
**Top rebounder:** Jones (6.9)  
**Top assist maker:** Baldwin IV (4.1)  
**Media Relations:** Andy Boggs  
**Twitter:** @VandyMBB

## GAME 15

**Broadcast:** ESPNU  
**Play-By-Play:** Mike Morgan  
**Analyst:** Chris Spatola  
**Sideline:** Kayce Smith

**Radio:** Gamecock Radio Network  
**Play-By-Play:** Andy Demetra  
**Analyst:** Casey Manning  
**Sirius:** 108; **XM:** 190

**Watch:** WatchESPN  
**Live Stats:** GamecocksOnline.com  
**Tickets:** GamecocksOnline.com  
 - or - arena box office

**Series:** Vandy leads 29-25  
**Last Meeting:** 65-50 Vandy win,  
 Feb. 7, 2015 in Nashville  
**Series in Columbia:** SC leads 13-12

## PROBABLE STARTERS

SOUTH CAROLINA	HT.	WT.	YR.	HOMETOWN	PPG	RPG	MPG
G - #15 PJ Dozier	6-6	200	Fr.	Columbia, S.C.	7.8	3.6	19.9
G - #0 Sindarius Thornwell	6-5	215	Jr.	Lancaster, S.C.	12.1	5.0	30.3
F - #25 Mindaugas Kacinas	6-7	229	Sr.	Klaipeda, Lithuania	11.6	5.5	29.4
F - #24 Michael Carrera	6-5	214	Sr.	Anzoategui, Venezuela	12.4	6.1	24.7
F - #14 Laimonas Chatkevicius	6-11	245	Sr.	Klaipeda, Lithuania	10.9	4.6	21.5
VANDERBILT	HT.	WT.	YR.	HOMETOWN	PPG	RPG	MPG
G - #4 Wade Baldwin IV	6-3	194	So.	Belle Mead, N.J.	14.7	3.9	28.5
G - #5 Matthew Fisher-Davis	6-5	185	So.	Charlotte, N.C.	9.4	3.8	26.0
G - #13 Riley LaChance	6-2	182	So.	Brookfield, Wisc.	9.0	2.1	29.5
F - #11 Jeff Roberson	6-6	220	So.	Houston, Texas	8.5	4.8	23.2
C - #30 Damian Jones	7-0	245	Jr.	Baton Rouge, La.	13.4	6.9	25.9

## TODAY'S GAME

Nationally-ranked South Carolina hosts Vanderbilt on Saturday in a mid-afternoon matchup at Colonial Life Arena in its 2016 SEC home opener. Carolina remains one of just two unbeaten teams in the country after most recently posting an 81-69 win at Auburn on Tuesday.

## GAME STORYLINES

- South Carolina is in its 108th season of varsity basketball in 2015-16.
- Carolina is led by fourth-year head coach Frank Martin. Alongside him are associate head coach Matt Figger, assistant coaches Perry Clark and Lamont Evans and director of men's hoops operations, Andy Assaley.
- South Carolina is ranked No. 22 in this week's Associated Press Top 25 Poll, it's highest ranking since 1998, while Carolina remains at No. 20 in the USA Today/Coaches Top 25 Poll. Carolina remains the only undefeated team in the SEC and one of just two unbeaten teams nationally (games through Jan. 6).
- Led by a season high 22 points from junior guard Sindarius Thornwell, South Carolina had five score in double-figures, and the Gamecocks won their first SEC opener since 2011 on Tuesday with an 81-69 win on the road at Auburn. It marked Carolina's sixth win away from Colonial Life Arena this season. Carolina held a 13-point advantage at the half, led by hot 3-point shooting in the opening stanza. The Gamecocks would go on to hit 50% from the field in the game, and match a season high with nine made 3s.
- Entering Saturday's contest, junior guard Sindarius Thornwell needs just nine points to reach 1,000 for his career. He aims to become the 42nd member of the 1,000-point club, and the first since Dominique Archie during the 2009-10 campaign.


















## SOCIAL HUB

@GAMECOCKMBB // #GAMECOCKS  
 FACEBOOK.COM/GAMECOCKMBB



# SOUTH CAROLINA GAMECOCKS

OVERALL: 14-0; SEC: 1-0; HOME: 8-0; AWAY: 2-0; NEUTRAL: 4-0

0		<b>SINDARIUS THORNWELL</b> - Jr. - G - 6-5 - 215 - Lancaster, S.C. <table><tr><th>MIN</th><th>PTS</th><th>RBS</th><th>AST</th><th>FG%</th><th>3FG%</th><th>FT%</th></tr><tr><td>30.3</td><td>12.1</td><td>5.0</td><td>3.9</td><td>36.74</td><td>33.3</td><td>77.0</td></tr></table>	MIN	PTS	RBS	AST	FG%	3FG%	FT%	30.3	12.1	5.0	3.9	36.74	33.3	77.0	<ul style="list-style-type: none"><li>- Paradise Jam Tournament MPV; avgd. 13.3 points, 7.4 rebs, 3.7 apg. at Jam</li><li>- Season high 18 points with two assists and three steals in win vs. Memphis</li><li>- Back-to-back games with season high, 22 vs. Auburn, 7 assists, 3 steals</li><li>- Needs just 9 points to become 42nd member of South Carolina 1,000 point club</li><li>- Last 5 games: 13.0 points, 4.8 rebounds, 3.8 assists, 1.6 steals per game</li></ul>
MIN	PTS	RBS	AST	FG%	3FG%	FT%											
30.3	12.1	5.0	3.9	36.74	33.3	77.0											
1		<b>MARCUS STROMAN</b> - So. - G - 6-2 - 185 - Columbia, S.C. <table><tr><th>MIN</th><th>PTS</th><th>RBS</th><th>AST</th><th>FG%</th><th>3FG%</th><th>FT%</th></tr><tr><td>16.6</td><td>2.9</td><td>2.2</td><td>1.5</td><td>28.6</td><td>40.0</td><td>75.0</td></tr></table>	MIN	PTS	RBS	AST	FG%	3FG%	FT%	16.6	2.9	2.2	1.5	28.6	40.0	75.0	<ul style="list-style-type: none"><li>- DNP vs. Lipscomb due to an outside left quad strain</li><li>- Team high three assists vs. USF</li><li>- 5-of-8 from the free throw line with two assists and two steals vs. Memphis</li><li>- Top scoring output of the season with 10 points at Auburn, 8-8 from FT line</li></ul>
MIN	PTS	RBS	AST	FG%	3FG%	FT%											
16.6	2.9	2.2	1.5	28.6	40.0	75.0											
2		<b>RAYMOND DOBY</b> - Fr. - F - 6-6 - 233 - Cahokia, Ill. <table><tr><th>MIN</th><th>PTS</th><th>RBS</th><th>BLK</th><th>FG%</th><th>3FG%</th><th>FT%</th></tr><tr><td>3.0</td><td>1.3</td><td>0.8</td><td>0.1</td><td>33.3</td><td>0.0</td><td>50.0</td></tr></table>	MIN	PTS	RBS	BLK	FG%	3FG%	FT%	3.0	1.3	0.8	0.1	33.3	0.0	50.0	<ul style="list-style-type: none"><li>- Played his senior season at Montrose Christian School and spent a post-grad year at St. John's Northwestern Military Academy in Wisconsin</li><li>- DNP vs. USF due to back spasms</li><li>- Scored first-career points with eight and four rebounds in win vs. Francis Marion</li></ul>
MIN	PTS	RBS	BLK	FG%	3FG%	FT%											
3.0	1.3	0.8	0.1	33.3	0.0	50.0											
4		<b>JAMALL GREGORY</b> - Fr. - G - 6-2 - 202 - Washington, D.C. <table><tr><th>MIN</th><th>PTS</th><th>RBS</th><th>AST</th><th>FG%</th><th>3FG%</th><th>FT%</th></tr><tr><td>4.4</td><td>1.6</td><td>1.0</td><td>0.6</td><td>44.4</td><td>25.0</td><td>50.0</td></tr></table>	MIN	PTS	RBS	AST	FG%	3FG%	FT%	4.4	1.6	1.0	0.6	44.4	25.0	50.0	<ul style="list-style-type: none"><li>- An extremely athletic and explosive athlete</li><li>- Collected a rebound, three assists and a steal in exhibition vs. Allen</li><li>- In seven minutes vs. WCU, scored two points and collected two rebounds</li><li>- Season high 14 minutes vs. Francis Marion, scored six points, with 3 assists</li></ul>
MIN	PTS	RBS	AST	FG%	3FG%	FT%											
4.4	1.6	1.0	0.6	44.4	25.0	50.0											
5		<b>TEMARCUS BLANTON</b> - R-Fr. - G - 6-5 - 2015 - Locust Grove, Ga. <table><tr><th>MIN</th><th>PTS</th><th>RBS</th><th>AST</th><th>FG%</th><th>3FG%</th><th>FT%</th></tr><tr><td>4.1</td><td>1.4</td><td>0.7</td><td>0.3</td><td>28.6</td><td>50.0</td><td>1.000</td></tr></table>	MIN	PTS	RBS	AST	FG%	3FG%	FT%	4.1	1.4	0.7	0.3	28.6	50.0	1.000	<ul style="list-style-type: none"><li>- Suffered a hip injury that required surgery during the 2014-15 preseason and missed the entire campaign</li><li>- Scored first points as a Gamecock with two at the foul line vs. USF</li><li>- Hit a pair of 3s on back-to-back possessions in final minutes of Drexel contest</li></ul>
MIN	PTS	RBS	AST	FG%	3FG%	FT%											
4.1	1.4	0.7	0.3	28.6	50.0	1.000											
10		<b>DUANE NOTICE</b> - Jr. - G - 6-2 - 218 - Woodbridge, Ontario <table><tr><th>MIN</th><th>PTS</th><th>RBS</th><th>AST</th><th>FG%</th><th>3FG%</th><th>FT%</th></tr><tr><td>23.7</td><td>12.2</td><td>2.2</td><td>1.8</td><td>39.8</td><td>42.9</td><td>80.0</td></tr></table>	MIN	PTS	RBS	AST	FG%	3FG%	FT%	23.7	12.2	2.2	1.8	39.8	42.9	80.0	<ul style="list-style-type: none"><li>- 10 points, including three 3s, in win vs. Clemson</li><li>- Matchup MVP vs. St. John's, 20 points, 7-of-10 from the field, two steals</li><li>- 10 points in win vs. Francis Marion</li><li>- 15 points, including a career best 12-of-12 from the free throw line in win vs. Memphis</li><li>- 12 points, 3 rebounds, 2 assists at Auburn; last 5 games: 13.4 points, 12-28 from 3-point</li></ul>
MIN	PTS	RBS	AST	FG%	3FG%	FT%											
23.7	12.2	2.2	1.8	39.8	42.9	80.0											
14		<b>LAIMONAS CHATKEVICIUS</b> - Sr. - F - 6-11 - 245 - Klaipeda, Lithuania <table><tr><th>MIN</th><th>PTS</th><th>RBS</th><th>BLK</th><th>FG%</th><th>3FG%</th><th>FT%</th></tr><tr><td>21.5</td><td>10.9</td><td>4.6</td><td>1.1</td><td>56.1</td><td>38.5</td><td>68.3</td></tr></table>	MIN	PTS	RBS	BLK	FG%	3FG%	FT%	21.5	10.9	4.6	1.1	56.1	38.5	68.3	<ul style="list-style-type: none"><li>- Nine points, three blocks and three rebounds in win vs. Drexel</li><li>- 11 points, five rebounds and a pair of steals in win vs. St. John's</li><li>- Foul trouble early vs. Memphis, but scored 9 points with 6 rebounds in second half</li><li>- Third-career double-double with 12 points, game high 10 rebounds at Auburn</li></ul>
MIN	PTS	RBS	BLK	FG%	3FG%	FT%											
21.5	10.9	4.6	1.1	56.1	38.5	68.3											
15		<b>PJ DOZIER</b> - Fr. - G - 6-6 - 200 - Columbia, S.C. <table><tr><th>MIN</th><th>PTS</th><th>RBS</th><th>AST</th><th>FG%</th><th>3FG%</th><th>FT%</th></tr><tr><td>19.9</td><td>7.8</td><td>3.6</td><td>2.1</td><td>40.8</td><td>30.4</td><td>51.4</td></tr></table>	MIN	PTS	RBS	AST	FG%	3FG%	FT%	19.9	7.8	3.6	2.1	40.8	30.4	51.4	<ul style="list-style-type: none"><li>- Season high 16 points vs. Drexel/hit 10-16 from the FT line, also three assists</li><li>- 13-point, 6-rebound effort vs. Clemson and six points in win vs. St. John's</li><li>- Seven points and two rebounds in win vs. Memphis</li><li>- 4 points, 5 assists in 15 minutes at Auburn</li></ul>
MIN	PTS	RBS	AST	FG%	3FG%	FT%											
19.9	7.8	3.6	2.1	40.8	30.4	51.4											
20		<b>JUSTIN MCKIE</b> - Jr. - G - 6-4 - 197 - Columbia, S.C. <table><tr><th>MIN</th><th>PTS</th><th>RBS</th><th>AST</th><th>FG%</th><th>3FG%</th><th>FT%</th></tr><tr><td>7.6</td><td>1.7</td><td>0.9</td><td>1.0</td><td>28.0</td><td>18.2</td><td>66.7</td></tr></table>	MIN	PTS	RBS	AST	FG%	3FG%	FT%	7.6	1.7	0.9	1.0	28.0	18.2	66.7	<ul style="list-style-type: none"><li>- Three points and three assists in exhibition vs. Allen</li><li>- Solid in win vs. Lipscomb, posting six points, and dishing a career high five assists with one steal in 19 minutes</li><li>- 12 assists against one turnover this season</li></ul>
MIN	PTS	RBS	AST	FG%	3FG%	FT%											
7.6	1.7	0.9	1.0	28.0	18.2	66.7											
21		<b>JOHN RAGIN</b> - Fr. - G - 6-2 - 177 - Eastover, S.C. <table><tr><th>MIN</th><th>PTS</th><th>RBS</th><th>AST</th><th>FG%</th><th>3FG%</th><th>FT%</th></tr><tr><td>2.0</td><td>0.7</td><td>0.3</td><td>0.0</td><td>33.3</td><td>0.0</td><td>0.0</td></tr></table>	MIN	PTS	RBS	AST	FG%	3FG%	FT%	2.0	0.7	0.3	0.0	33.3	0.0	0.0	<ul style="list-style-type: none"><li>- Averaged 13 points during senior season at Cardinal Newman High School</li><li>- Saw action vs. Western Carolina, collecting one rebound</li><li>- Scored first-career points vs. Francis Marion</li><li>- Not available vs. Memphis due to an abdominal strain</li></ul>
MIN	PTS	RBS	AST	FG%	3FG%	FT%											
2.0	0.7	0.3	0.0	33.3	0.0	0.0											
23		<b>ERIC COBB</b> - Fr. - F - 6-9 - 296 - Jacksonville, Fla. <table><tr><th>MIN</th><th>PTS</th><th>RBS</th><th>BLK</th><th>FG%</th><th>3FG%</th><th>FT%</th></tr><tr><td>8.6</td><td>1.7</td><td>2.5</td><td>0.1</td><td>68.8</td><td>0.0</td><td>0.0</td></tr></table>	MIN	PTS	RBS	BLK	FG%	3FG%	FT%	8.6	1.7	2.5	0.1	68.8	0.0	0.0	<ul style="list-style-type: none"><li>- Starred in exhibition vs. Allen with game best 14 rebounds and 8 points in 23 min.</li><li>- Four rebounds and a block in win vs. Drexel</li><li>- Four points and five rebounds, playing very well vs. Clemson</li><li>- Season high seven rebounds in win vs. Francis Marion, also two assists</li></ul>
MIN	PTS	RBS	BLK	FG%	3FG%	FT%											
8.6	1.7	2.5	0.1	68.8	0.0	0.0											
24		<b>MICHAEL CARRERA</b> - Sr. - F - 6-5 - 214 - Anzoátegui, Venezuela <table><tr><th>MIN</th><th>PTS</th><th>RBS</th><th>AST</th><th>FG%</th><th>3FG%</th><th>FT%</th></tr><tr><td>24.7</td><td>12.4</td><td>6.1</td><td>1.5</td><td>50.0</td><td>53.7</td><td>77.1</td></tr></table>	MIN	PTS	RBS	AST	FG%	3FG%	FT%	24.7	12.4	6.1	1.5	50.0	53.7	77.1	<ul style="list-style-type: none"><li>- 14 points, including two free throws in final seconds to clinch win vs. Clemson</li><li>- 16 points and 11 rebounds for 7th-career double-double in win vs. St. John's</li><li>- Double-double with 16 points and 11 rebounds in win vs. Memphis</li><li>- 12 points, seven rebounds and two steals in win at Auburn</li><li>- Last 5 games: 12.6 points, 7.6 rebounds per game</li></ul>
MIN	PTS	RBS	AST	FG%	3FG%	FT%											
24.7	12.4	6.1	1.5	50.0	53.7	77.1											
25		<b>MINDAUGAS KACINAS</b> - Sr. - F - 6-7 - 229 - Klaipeda, Lithuania <table><tr><th>MIN</th><th>PTS</th><th>RBS</th><th>AST</th><th>FG%</th><th>3FG%</th><th>FT%</th></tr><tr><td>29.4</td><td>11.6</td><td>5.5</td><td>1.1</td><td>56.9</td><td>30.8</td><td>66.0</td></tr></table>	MIN	PTS	RBS	AST	FG%	3FG%	FT%	29.4	11.6	5.5	1.1	56.9	30.8	66.0	<ul style="list-style-type: none"><li>- Paradise Jam All-Tourney team after averaging 17.3 points and 6.0 rebounds per game in tournament play/11 points, eight rebounds vs. Tulsa in championship</li><li>- 20 points, 11 rebounds vs. WCU for fifth-career double-double</li><li>- 10 points and a pair of assists in 37 minutes in career-high 37 minutes vs. Clemson</li><li>- 8 points, 5 rebounds, 2 assists and 2 steals in 36 minutes vs. Memphis</li></ul>
MIN	PTS	RBS	AST	FG%	3FG%	FT%											
29.4	11.6	5.5	1.1	56.9	30.8	66.0											
30		<b>CHRIS SILVA</b> - Fr. - F - 6-9 - 220 - Libreville, Gabon <table><tr><th>MIN</th><th>PTS</th><th>RBS</th><th>BLK</th><th>FG%</th><th>3FG%</th><th>FT%</th></tr><tr><td>14.2</td><td>6.0</td><td>4.9</td><td>1.1</td><td>40.0</td><td>0.0</td><td>63.5</td></tr></table>	MIN	PTS	RBS	BLK	FG%	3FG%	FT%	14.2	6.0	4.9	1.1	40.0	0.0	63.5	<ul style="list-style-type: none"><li>- Native of Gabon, but played high school basketball at Roselle Catholic in N.J.</li><li>- 4 points, 4 rebounds and 3 blocks in win vs. USF</li><li>- Season and team high 13 points in win vs. Francis Marion/1.3 BPG leads team</li><li>- 6 points, 7 rebounds, including 4 offensive, in win vs. Memphis</li></ul>
MIN	PTS	RBS	BLK	FG%	3FG%	FT%											
14.2	6.0	4.9	1.1	40.0	0.0	63.5											
31		<b>JARRELL HOLLIMAN</b> - R-So. - F - 6-7 - 200 - Alpharetta, Ga. <table><tr><th>MIN</th><th>PTS</th><th>RBS</th><th>AST</th><th>FG%</th><th>3FG%</th><th>FT%</th></tr><tr><td>1.7</td><td>0.0</td><td>0.0</td><td>0.0</td><td>0.0</td><td>0.0</td><td>0.0</td></tr></table>	MIN	PTS	RBS	AST	FG%	3FG%	FT%	1.7	0.0	0.0	0.0	0.0	0.0	0.0	<ul style="list-style-type: none"><li>- Played one year at Elmhurst College</li><li>- Also ran track and field during high school career</li><li>- A music major who one day would like to play in a symphony</li></ul>
MIN	PTS	RBS	AST	FG%	3FG%	FT%											
1.7	0.0	0.0	0.0	0.0	0.0	0.0											

## INTERVIEW POLICIES

All interview requests must be made in advance to SID Emily Miles in the South Carolina Media Relations Office. Beginning with the start of practice in October, Miles will release a weekly coach and student-athlete availability schedule to media on Mondays.

**Post-Game Interview Policy:** After each home game, the visiting coach will address the media first, followed by South Carolina student-athletes then South Carolina head coach Frank Martin. (Depending on deadline, this may be altered on a game-by-game basis).

**Road Interview Policy:** Interviews with Coach Martin and Gamecock student-athletes while on the road will be scheduled according to the home post-game media procedure.

All interviews are to be coordinated through the Media Relations Office. This allows the staff to arrange the interview when it best suits the student-athlete's and the reporter's schedules. Please contact the Media Relations Office in advance to make your interview requests. Media are not permitted to contact student-athletes on their own at any time.

All interviews will take place at the designated media interview site for that day as listed in the weekly availability schedule or in the Media Relations Office.

Dormitory, apartment and cell phone numbers for student-athletes will not be provided to the media. Should you need to conduct a telephone interview with a student-athlete, a call will be placed to you from the student-athlete at a mutually agreeable time.

## SOUTH CAROLINA MEDIA RELATIONS

**Emily Miles, primary contact**

**Associate Director**

cell: 803-727-3284

e-mail: efeeney@mailbox.sc.edu

Twitter: @EmilyFeeneySID

Website: www.GamecocksOnline.com

Facebook: www.Facebook.com/GamecockMBB

Twitter: @GamecockMBB

Instagram: @GamecockMBB

## STAT COMPARISON

	SC	VANDY	NCAA Rank
Record	14-0	8-6	1/155
Conference Record	1-0	0-2	-
Current Streak	W14	L2	-
Scoring Avg.	81.0	80.1	45/50
Opponent Scoring Avg.	65.9	65.9	64/64
Scoring Margin	+15.1	+14.3	20/30
Field Goal %	.450	.477	126/38
Opponent Field Goal %	.378	.371	15/10
3-Point Field Goal %	.383	.411	44/14
Opponent 3-Point Field Goal %	.344	.283	203/11
3-Point Field Goal Made PG	6.8	8.8	189/47
3-Point Field Goal Attempts PG	17.7	21.4	280/155%
Free Throw %	.686	.720	190/87
Opponent Free Throw %	.667	.709	-
Rebounding Avg.	42.4	38.5	17/109
Opponent Rebounding Avg.	32.1	36.6	-
Rebounding Margin	+10.3	+1.9	17/153
Turnovers Avg.	14.1	12.2	258/94
Opponent Turnover Avg.	16.2	11.7	-
Assists Avg.	14.3	15.1	126/89
Blocks Avg.	4.8	5.1	65/48
Steals Avg.	7.9	5.1	51/297

% indicates total attempts

NCAA stats games through Jan. 6

## BY THE NUMBERS

# 991

Junior guard Sindarius Thornwell needs just nine points to reach 1,000 for his career. He has scored in double figures in 11 of 14 games this season and 55 times in his career.

# 6

South Carolina has six wins away from home this season (away and neutral site games), the most of any team in the SEC.

# 82.5

In eight home games this season, Carolina averages 82.5 points per game, led by 12.5 per game from junior guard Duane Notice. Five average double-figure points in home games for Carolina.

# 8-8

Sophomore guard Marcus Stroman matched his career high with 10 points in the win at Auburn, paced by a perfect 8-of-8 mark from the free throw line.

## A SOUTH CAROLINA WIN WOULD ...

- Improve the Gamecocks' record to 15-0, only the 1933-34 team had a better start at 17-0.
- Mark Carolina's longest winning streak at 15 games since the 1969-70 team won 17-straight through the middle portion of the season, which is tied with the 1933-34 team for a school record.
- Be Carolina's first 2-0 start in league play since 2010 (won at Auburn, vs. LSU), while marking just the third time the Gamecocks opened SEC action with a 2-0 mark.

- A combined 68 fouls and 99 free throw attempts was the story of South Carolina's 86-76 win vs. visiting Memphis on Jan. 2 at Colonial Life Arena in the final non-conference tune-up of the season for Carolina. The win moved the Gamecocks to 13-0 on the year, it's longest win streak since the 1969-70 squad won 17-straight. Senior forward Michael Carrera posted his second double-double of the season with 16 points and a game high 11 rebounds, while junior guard Sindarius Thornwell added a season high 18 points, two assists and three steals.

- In the most updated NCAA stats (games through Jan. 6), South Carolina ranks in the top 20 in field goal percentage defense (15th), rebound margin (17th), free throw attempts (7th), free throws made (8th), and total rebounds per game (17th).

- Behind a season high 13 points from rookie forward Chris Silva, the Gamecocks kept their unbeaten streak alive with a 78-56 win vs. visiting Francis Marion at Colonial Life Arena on Dec. 30. Fellow freshman Eric Cobb would pull down a team high seven rebounds, and rookie point guard PJ Dozier collected a season high five steals. The Gamecocks out-rebounded the Patriots 47-42 and scored 29 points off of 22 FMU turnovers.

- South Carolina posted a 75-61 win over St. John's on Dec. 22 before the holiday break at the Mohegan Sun Arena in Uncasville, CT. The win was Carolina's first over St. John's in five tries, and improved the Gamecocks' record to 11-0. Junior guard Duane Notice hit the 20-point mark for the first time this season and the fifth time of his career, and senior forward Michael Carrera posted the seventh double-double of his career with 16 points and a game high 12 rebounds in the win. The Gamecocks hit 53.8 percent from 3-point range, in comparison, holding the Red Storm to just 25.0 percent from beyond the arc.

- South Carolina hit the 10-0 mark for the first time in over 80 years on Dec. 18, posting a 65-59 road victory at Clemson behind four Gamecocks in double-figures led by senior forward Michael Carrera's 14 points. The Gamecocks used a 24-1 run in the middle portion of the first half to hold a 41-25 lead at the break. Despite a comeback by the Tigers, which saw them pull within four late in the game, Carolina withstood the run and closed the six-point win. Carrera hit a pair of 3s

during the first-half run that sparked the Carolina offense, but his most crucial points in the game came with 22 seconds on the clock when the senior hit two from the free throw line to clinch the win.

- Junior guard Sindarius Thornwell had a monster dunk in the first half vs. Clemson, which was released as SportsCenter's top play of the day in its SportsCenter Top 10 Plays of the Day, later that evening.

- Carolina posted an 81-63 win vs. USF on Dec. 5 in its last outing before the lengthy exam break. Four Gamecocks reached double-figures in the game, led by senior forward Michael Carrera's 19. His out-put marked the most points scored in a game for Carrera since his rookie season. Junior guard Duane Notice posted 15 points hitting 6-of-8 from the field, which included a pair of 3s. The Gamecocks hit 60.6% from the floor in the opening half, and held the Bulls to a mark of just 35.3% from the floor in the game.

- South Carolina senior forward Mindaugas Kacinas and junior guard Sindarius Thornwell were both named to the Paradise Jam All-Tournament Team. Thornwell was named the event's MPV after averaging 13.3 points, 7.3 rebounds, 3.7 assists and just 1.7 turnovers per game. Thornwell also collected 2.3 steals per outing, including a season high five vs. Tulsa.

- Carolina returns eight letterwinners, including four starters from last season's squad.

- PJ Dozier was named to the 2015 McDonald's All-American squad, earning the start in the contest. Dozier is the fourth McDonald's All-American in Gamecock history, the others include PJ's uncle, Terry Dozier, South Carolina's all-time leading scorer BJ McKie and Rolando Howell.

## GAMECOCKS IN THE POLLS

South Carolina remains at No. 20 in the USA Today Coaches Poll this week, but has jumped to No. 22 in the Associated Press Poll, it's highest ranking since 1998. Carolina was ranked as high as high as fifth in the poll during the 1997-98 season.



## ASSOCIATED PRESS TOP 25

Jan. 4, 2016

Rk.	Team	Record	Pts.
1	Kansas (44)	12-1	1,598
2	Oklahoma (21)	12-0	1,574
3	Maryland	13-1	1,459
4	Virginia	12-1	1,409
5	Michigan State	14-1	1,400
6	North Carolina	13-2	1,275
7	Arizona	13-1	1,126
8	Providence	14-1	1,108
9	Kentucky	11-2	1,039
10	Xavier	13-1	1,001
11	Villanova	12-2	979
12	Miami (FL)	12-1	921
13	Iowa State	11-2	844
14	Duke	12-2	830
15	SMU	13-0	731
16	Louisville	12-2	568
17	West Virginia	12-1	558
18	Butler	11-3	516
19	Iowa	11-3	456
20	Purdue	13-2	450
21	Texas A&M	11-2	420
22	<b>South Carolina</b>	<b>13-0</b>	<b>286</b>
23	Connecticut	10-3	107
24	Pittsburgh	12-1	103
25	Dayton	11-2	100

Others receiving votes: Gonzaga 61, California 54, Texas Tech 40, George Washington 38, Saint Mary's 23, Baylor 22, Oregon State 4, Colorado 4, Seton Hall 4, Saint Joseph's 3, Wichita St 3, Utah 3, Cincinnati 2, Indiana 2, Michigan 2, Akron 1, Oregon 1

Dropped from rankings: Utah 21, Cincinnati 22, Baylor 23, UCLA 25

## USA TODAY TOP 25

Jan. 4, 2016

Rk.	Team	Record	Pts.
1	Oklahoma (20)	12-0	781
2	Kansas (11)	12-1	769
3	Maryland	13-1	732
4	Virginia	12-1	698
5	Michigan State (1)	14-1	676
6	Arizona	13-1	618
7	North Carolina	13-2	592
8	Kentucky	11-2	526
9	Providence	14-1	509
10	Duke	12-2	487
11	Miami (FL)	12-1	444
12	Xavier	13-1	442
13	Villanova	12-2	434
14	Iowa State	11-2	402
15	West Virginia	12-1	350
16	Louisville	12-2	282
17	Texas A&M	11-2	265
18	Purdue	13-2	248
19	Butler	11-3	238
20	<b>South Carolina</b>	<b>13-0</b>	<b>232</b>
21	Pittsburgh	12-1	121
22	Gonzaga	12-3	112
23	Iowa	11-3	110
24	Connecticut	10-3	81
25	Baylor	10-3	61

Others receiving votes: California 52, Dayton 28, George Washington 23, Cincinnati 19, Saint Mary's 18, Texas Tech 17, Oregon 6, Vanderbilt 6, Utah 5, Indiana 5, Colorado 4, Oregon State 3, USC 2, Houston 2

Dropped from rankings: Utah 22, Cincinnati 23



## SOUTHEASTERN CONFERENCE STANDINGS

As of Jan. 8

Team	Conference	Overall
LSU	2-0	9-5
South Carolina	1-0	14-0
Texas A&M	2-0	12-2
Arkansas	1-1	7-7
Auburn	1-1	7-6
Florida	1-1	9-5
Georgia	1-1	8-4
Kentucky	1-1	11-3
Ole Miss	1-1	11-3
Tennessee	1-1	8-6
Alabama	0-1	9-4
Mississippi State	0-1	7-6
Missouri	0-1	7-7
Vanderbilt	0-2	8-6

## COACHES TELECONFERENCE

The weekly SEC men's basketball coaches teleconference will begin Monday, Jan. 4 and continue through March 7. Media representatives wishing to participate in the teleconference should contact the SEC Communications Department for further details. Each coach will appear on the teleconference for seven minutes, according to the following schedule:

### ORDER OF APPEARANCE

(All Times Eastern)

11:00 a.m.	Kevin Stallings, Vanderbilt
11:07 a.m.	Mike White, Florida
11:14 a.m.	Frank Martin, South Carolina
11:21 a.m.	Mark Fox, Georgia
11:28 a.m.	Johnny Jones, LSU
11:35 a.m.	John Calipari, Kentucky
11:42 a.m.	Rick Barnes, Tennessee
11:49 a.m.	Mike Anderson, Arkansas
11:56 a.m.	Avery Johnson, Alabama
12:03 a.m.	Bruce Pearl, Auburn
12:10 a.m.	Andy Kennedy, Ole Miss
12:17 a.m.	Ben Howland, Miss. State
12:24 a.m.	Kim Anderson, Missouri
12:31 a.m.	Billy Kennedy, Texas A&M

In addition, the SEC men's basketball teams who make it to postseason will be on a teleconference on Monday, March 14 beginning at 10:00 a.m. CT.

All SEC basketball teleconferences can be listened to on the internet at [www.secdigitalnetwork.com](http://www.secdigitalnetwork.com) shortly after the conclusion of the teleconference.

## CAROLINA BENCH PRODUCTION

GAME	SC-OPP	DIFF.	SC HIGH BENCH SCORER
Norfolk State	38-36	+2	Notice, 14
Oral Roberts	26-8	+18	Notice, 18
vs. DePaul	22-32	-10	Notice, 11
vs. Hofstra	16-15	+1	Notice/Silva, 7
vs. Tulsa	15-22	-8	Notice, 11
Lipscomb	34-33	+1	Notice, 16
Western Carolina	24-17	+7	Silva, 9
USF	23-25	-2	Notice, 15
Drexel	26-19	+7	Silva, 9
at Clemson	16-8	+8	Notice, 10
vs. St. John's	26-11	+15	Notice, 20
Francis Marion	48-32	+16	Silva, 13
Memphis	28-30	-2	Notice, 15
at Auburn	24-3	+21	Notice, 12
Vanderbilt			
at Alabama			
Missouri			
at Ole Miss			
at Tennessee			
Mississippi State			
Alabama			
at Georgia			
at Texas A&M			
LSU			
Kentucky			
at Missouri			
Florida			
Tennessee			
at Mississippi State			
Georgia			
at Arkansas			

## SPECIALTY STATS

(PP) points in paint; (OT) points off turnovers; (2nd) second chance points; (FB) fast break points

(South Carolina-Opponent)

GAME	PP	OT	2ND	FB
Norfolk State	24-14	19-13	21-13	10-4
Oral Roberts	42-20	12-5	25-6	7-2
vs. DePaul	30-22	11-12	19-11	9-6
vs. Hofstra	44-18	13-15	24-9	8-6
vs. Tulsa	34-32	18-12	4-6	4-8
Lipscomb	54-28	18-13	13-9	16-9
Western Carolina	32-12	18-6	13-9	8-10
USF	38-30	27-8	10-13	23-9
Drexel	34-12	18-2	9-3	10-0
at Clemson	24-24	6-12	11-13	2-0
vs. St. John's	36-20	13-19	14-9	2-2
Francis Marion	34-18	29-7	10-8	12-2
Memphis	28-20	17-10	17-12	2-12
at Auburn	32-24	28-22	9-6	12-4
Vanderbilt				
at Alabama				
Missouri				
at Ole Miss				
at Tennessee				
Mississippi State				
Alabama				
at Georgia				
at Texas A&M				
LSU				
Kentucky				
at Missouri				
Florida				
Tennessee				
at Mississippi State				
Georgia				
at Arkansas				
SEC Tourney				
NCAA Tourney				
SC Total	486	247	199	125
SC Average	34.7	17.6	14.2	8.9
Opp Total	294	156	127	69
Opp Average	21.0	11.1	9.1	4.9

## UNIVERSITY INFORMATION

Location.....	Columbia, S.C.
Founded.....	1801
Enrollment.....	32,972
Nickname.....	Gamecocks
Colors .....	Garnet (PMS 202) and Black
National Affiliation .....	NCAA Division I
Conference.....	Southeastern (SEC)
Athletics Web Address.....	www.GamecocksOnline.com
University Web Address.....	www.sc.edu
President .....	Dr. Harris Pastides
NCAA Representative .....	Dr. Valinda Littlefield
Athletics Director .....	Ray Tanner
Basketball Administrator/Chief Operating Officer.....	Kevin O'Connell

## BASKETBALL STAFF/INFORMATION

Head Coach .....	Frank Martin
Alma Mater.....	Florida International, '93
Record At South Carolina/Seasons .....	59-54 (.522), 4th season
Overall Record/Seasons .....	176-108 (.619), 9th season
Assoc. Head Coach/Recruiting Coord. ....	Matt Figger (Eastern Kentucky, '95)
Assistant Coach .....	Perry Clark (Gettysburg, '74)
Assistant Coach .....	Lamont Evans (Kansas State, '09)
Director of Basketball Operations .....	Andy Assaley (Cincinnati, '96)
Strength & Conditioning Coach.....	Scott Greenawalt (Muskingum College, '98)
Athletic Trainer .....	Mark Rodger (Buffalo, '01)
Video Coordinator .....	Patrick Schulte (Kansas State, '13)
Student-Athlete Development .....	Doug Edwards (Florida State, '07)
Associate Media Relations Director.....	Emily Miles (Feeney) (Ball State, '03)
Home Arena.....	Colonial Life Arena
Capacity .....	18,000
Arena General Manager.....	Lexi Boone
Press Row Phone Number .....	803-777-6182

## BASKETBALL HISTORY

First Year of Basketball.....	1908
All-Time Record.....	1,356-1,203-1 (.529)
Overall Postseason Record.....	25-18
NCAA Tournament Appearances .....	8 (1971, 1972, 1973, 1974, 1989, 1997, 1998, 2004)
NCAA Tournament Record.....	4-9
Last NCAA Tournament Appearance .....	2004, L vs. Memphis, 59-43
NIT Appearances .....	11 (1969, 1975, 1978, 1983, 1991, 1996, 2001, 2002, 2005, 2006, 2009)
NIT Record .....	21-9
Last NIT Appearance .....	2009, L vs. Davidson, 70-63
Conference Championships/Titles.....	
SoCon Regular Season (1927, 1933, 1934, 1945); SoCon Tournament Champion (1933); ACC Regular Season (1970); ACC Champion (1971); SEC Regular Season (1997); SEC East Division Co-Champions (2009)	

## TEAM INFORMATION

2014-15 Record .....	17-16
Southeastern Conference Record/Finish .....	6-12/t-11th
SEC Tournament Record .....	2-1
Postseason .....	N/A
Letterwinners Returning/Lost.....	8/4
Starters Returning/Lost .....	4/1
<i>*based on final game starters from 2014-15 season</i>	
Newcomers .....	7
Roster Breakdown .....	4 seniors, 3 juniors, 2 sophomores, 7 freshmen

## UP NEXT

South Carolina continues SEC action when it travels to face Alabama on Wednesday, Jan. 13. That contest will tip at 9 p.m. ET with Mike Morgan (play-by-play) and Joe Dean Jr. (analyst) on the call. The Crimson Tide holds a 25-15 advantage in the all-time series with South Carolina, however, each team won on its homecourt in two meetings last season.

## SCOUTING VANDERBILT

Vanderbilt visits Colonial Life Arena for the first time since the 2014 SEC campaign on Saturday, holding an 8-6 record this season, which includes an 0-2 mark in league play. The Commodores suffered a 90-82 loss to LSU at home in their league opener, before dropping a 90-85 overtime decision at Arkansas on Tuesday evening. Two players average double-figure points for Vandy, led by sophomore guard Wade Baldwin's 14.7 per game. He also paces the team with 4.1 assists per game. Junior center Damian Jones pulls down a team best 6.9 rebounds per game, while junior forward Luke Kornet is close behind with 6.7 rebounds per game. Vandy ranks second in the SEC in field goal percentage, just behind LSU with a mark of 47.7 percent overall from the field, which includes 41.1 percent from 3-point range. The Commodores are led by head coach Kevin Stallings in his 17th season leading the squad.

## GAMECOCK DEFENSE

Gamecock opponents average just 65.9 points per game this season against the Carolina defense, which also forces an average of 16.2 turnovers per game, and collects 7.9 steals per game. Below is a quick look at where the Gamecocks rank in the SEC (overall games) in a selection of defensive categories (through Jan. 6 games):

**Scoring Defense:** t-5th, 65.9 opponent points per game (Florida 1st with 63.5 per game)  
**FG Percent Defense:** 3rd, 37.8 percent (Georgia 1st with 36.8 percent)  
**Turnover Margin:** 5th, +2.1 per game (Arkansas 1st with +4.1 per game)  
**Rebounding Defense:** 1st, 32.1 opponent rebounds per game  
**Steals:** t-2nd, 7.9 per game (LSU 1st with 9.1 per game)  
**Defensive Rebound Percent:** 1st, 73.3 percent (400 defensive rebs., compared to 146 opponent offensive rebs. per game)

## GAMECOCK OFFENSE

South Carolina has scored at least 80 points in eight of 14 games this season, capped by its 92-point effort vs. Lipscomb. Last season, Carolina eclipsed the 80-point mark just four total times. Below is a quick look at where the Gamecocks rank in the SEC (overall games) in a selection of offensive categories (through Jan. 6 games):

**Scoring:** 3rd, 81.0 points per game (LSU 1st with 84.3 per game)  
**3-point FG Percentage:** 4th, 38.3 percent (Arkansas 1st with 41.9 percent)  
**Offensive Rebounds:** 3rd, 13.9 per game (Florida 1st with 14.6 per game)  
**Assists:** 6th, 14.3 per game (Texas A&M 1st with 19.1 per game)

## BY THE NUMBERS

**22** - Junior guard Sindarius Thornwell scored a season high 22 points in the win at Auburn, his highest scoring out-put since his rookie season.  
**5** - In scoring those 22 points, Thornwell hit a career high five 3s vs. Auburn. It was the most made 3s in a game by a Gamecock since classmate Duane Notice hit his own career high five vs. Clemson last season.  
**12/10** - Senior forward Laimonas Chatkevicius posted the third double-double of his career at Auburn on Tuesday with 12 points and a game high 10 rebounds. His last double-double came at Auburn last season when he tallied 13 points and 11 rebounds.  
**+10.3** - The Gamecocks have out-rebounded 13 of 14 opponents this season by a mark of +10.3 rebounds per game, which leads the SEC and ranks 17th nationally.  
**291/424** - The Gamecocks rank seventh nationally in free throw attempts (424) and eighth in free throws made (291).  
**35.2** - The senior trio of forwards - Michael Carrera, Laimonas Chatkevicius and Mindaugas Kacinas - averaged a combined 35.2 points per game in non-conference play this season.  
**53** - Carolina's 53 rebounds versus Memphis marked the most for the Gamecocks in a game since pulling down 55 vs. USC Upstate on Nov. 23, 2010.  
**12-12**: Junior guard Duane Notice hit 12-of-12 from the free throw line in last Saturday's win vs. Memphis. It marked career highs for Notice in both makes and attempts, and the top mark by a Gamecock this season.  
**7** - Freshman forward Eric Cobb pulled down a team high seven rebounds in the win vs. Francis Marion, which also marked a season high for him.  
**21** - South Carolina ranks 21st in the most recent ESPN BPI (Jan. 6), which accounts for the final score, pace of play, site, strength of opponent and absence of key players in every Division I men's game.

**3** - Junior guard Duane Notice hit three 3s in the Jan. 5 win at Auburn. It marked the 15th time in his career that he has hit at least three from beyond the arc in a game.

**20** - 20 opposing players have fouled out through Carolina's first 14 games, and opponents are averaging 24.8 fouls committed this season. A deep bench has helped the Gamecocks have just one DQ so far this season, with an average of 19.5 fouls per game.

**36** - South Carolina trailed for only 36 seconds in three games at the Paradise Jam, all against Hofstra.

**48.4%** - The Gamecocks shot 48.4 percent from the floor in three games at the Paradise Jam, led by senior forward Mindaugas Kacinas' 65.5 percent (19-29) at the event.

**37** - South Carolina's 37 made shots vs. Hofstra were the most for the Gamecocks under the direction of Frank Martin and the most since posting 35 makes vs. Elon on Nov. 19, 2010.

**3.0** - In the spring of 2015 the Gamecocks posted their fifth-straight semester of a 3.0 cumulative team GPA or higher.

## SERIES VS. VANDERBILT

The Commodores hold a slight 29-25 upperhand in the all-time series with South Carolina, and the Gamecocks own a 13-12 mark in games played in Columbia.

Vandy has won seven of the last 10 meetings between the two schools. Below is a breakdown of those last 10 games:

### VANDERBILT (25-29)

**H: 13-12; A: 10-16; N: 2-1**

J. 16, 2010	H	79-89		L
M. 6, 2010	A	77-73	W	
J. 8, 2011	H	83-75 (OT)	W	
F. 5, 2011	A	60-78		L
J. 10, 2012	H	57-67		L
F. 22, 2012	A	48-59		L
J. 19, 2013	H	51-58		L
M. 9, 2013	A	64-74		L
F. 13, 2014	H	65-59	W	
F. 7, 2015	A	50-65		L

## CAROLINA TRENDS UNDER MARTIN

*Gamecock trends under Frank Martin ...*

- South Carolina is 36-27 when posting at least six made 3s in a game.
  - South Carolina posted nine made 3s in the season opener vs. Norfolk State and again in the win at Auburn, a mark which matched the 2014-15 season high.
- South Carolina is 46-20 when scoring more points in the paint than its opponent.
  - The Gamecocks posted a 2015-16 season high 54 points in the paint vs. Lipscomb.
- South Carolina is 50-25 when holding its opponents to under 45 percent from the field.
  - South Carolina has held 13 of 14 opponents under 45 percent from the field this season.
- South Carolina is 46-25 when out-rebounding its opponent.
  - The Gamecocks hold a +10.3 rebound margin this season which leads the SEC and ranks 17th in the nation.

## AUBURN GAME NOTES

- The win was the team's first in an SEC opener since an OT win vs. Vanderbilt to open the 2011 league campaign.
- Along with his season-high 22 points, junior Sindarius Thornwell moved to 991 career points. With just nine more, he will become the 42nd player in program history to reach 1,000 points.
- Five Gamecocks reached double figures in scoring on the night, the fourth time this season.
- Marcus Stroman was a perfect 8-of-8 at the free throw line, a career high, and tied his career high with 10 points. With a 22-of-28 night at the line, the team recorded its highest percentage of the season at 78.9.
- Despite playing just three reserves, South Carolina held a 24-3 advantage in points from the bench.

## MEMPHIS GAME NOTES

- Three different players (Carrera, Notice, Thornwell) either set or matched career highs in free throw attempts for the game. Notice also set a new season high in rebounds (with six).
- The Gamecocks pulled down a season-high 53 rebounds, 13 more than Memphis had allowed to opponents on average so far this season.
- The team's 86 points are the third most for a game so far this season, despite the fact that it made just 18 field goals, five fewer field goals than its previous single-game low for the year.
- South Carolina's 28 makes at the line in the second half alone is one less than its single-game high coming into tonight.
- With 63 free throw attempts, South Carolina now owns the SEC record for the category, passing Tennessee's 60 in 2000. 46 made were tied for the second-most in conference history, behind Arkansas (2004) and Tennessee (1992) who each had 48.

## KACINAS EARNS SEC PLAYER OF THE WEEK

Senior Mindaugas Kacinas was named the SEC Player of the Week on Monday, Nov. 30, his second-career weekly honor, after earning Freshman of the Week honors in 2012. The forward from Klaipeda, Lithuania, averaged 13.0 points and 7.0 rebounds per game the previous week in helping to lead the Gamecocks to two victories vs. Tulsa and Lipscomb, extending their win streak to six games to start the season. Kacinas scored 11 points and pulled down eight rebounds en route to a place on the Paradise Jam All-Tournament Team when the Gamecocks defeated previously unbeaten Tulsa and he provided 15 points, hitting 7-of-10 attempts from the floor, while also pulling down six rebounds in the win vs. Lipscomb.

## KACINAS SHINES AT PARADISE JAM

Senior forward Mindaugas Kacinas put together one of the best stretches of his career in the Garnet and Black in three games at the U.S. Virgin Islands Paradise Jam. Kacinas paced the Gamecocks with a career high 23 points in the opening-round win vs. DePaul, hitting career marks with 10 makes on 15 attempts at the free throw line. He followed with an 18-point, 5-rebound effort in the win vs. Hofstra, hitting 9-of-10 from the floor. He concluded tournament action as one of five Gamecocks in double figures with 11 and eight rebounds in the championship win vs. Tulsa. For the event, he averaged a team high 17.3 points per game.

## CHATKEVICIUS' CAREER NIGHT

Senior forward Laimonas Chatkevicius was the star of Carolina's 84-66 win vs. Oral Roberts on Nov. 16, posting his first-career 20-point effort en route to a career best 27 points. He hit career marks with nine made field goals on 14 attempts, while also pulling down six rebounds. Chatkevicius has steadily improved his numbers during his time in the Garnet and Black. He averaged 4.4 and 4.8 points, respectively, as a freshman and sophomore, before nearly doubling that mark with 8.6 points and 5.2 rebounds per game last season.

## KACINAS NOMINATED FOR NABC GOOD WORKS TEAM

Senior forward Mindaugas Kacinas is one of 257 nominees for the NABC Good Works Team, an award which shines a spotlight on student-athletes who have shown dedication to service in their communities. Kacinas has been involved in numerous community service projects during his time at South Carolina. He has visited Transitions, a shelter in Columbia that helps prepare meals for the homeless, assisted Ronald McDonald House with household chores as well as baking and making care packages for the families. He has participated in several food drives and basketball clinics and been involved with the Special Olympics on numerous occasions, running drills, helping with a basketball tournament and playing games with the Special Olympics athletes. Kacinas has spent time reading to children at local elementary schools, participated in the Make-A-Wish Foundation and joined his teammates for two consecutive years in projects for the "8K in 8 Days" campaign. Most recently, the team contributed to the community following the historic flooding in Columbia, visiting a local Red Cross Shelter to help make care packages for families in need.

## EXHIBITION RECAP

South Carolina posted a 71-43 victory over Allen University in the team's lone exhibition game of the 2015-16 season. Junior guard Sindarius Thornwell paced all scorers with 17 points on 6-of-9 shooting, including three 3s. Senior forward Laimonas Chatkevicius was the only other scorer in double figures with 12, while he completed the double-double with 13 rebounds. Rookie forward Eric Cobb pulled down a game high 14 rebounds, while adding eight points in 23 minutes. Carolina won the rebounding battle 69-28, including 30 offensive boards.

THORNWELL NAMED TO PRESEASON SQUAD

The Southeastern Conference unveiled its 12th annual men's basketball coaches pre-season All-SEC teams prior to the start of the season, and it was announced that Carolina junior guard Sindarius Thornwell was named to the second team. It marks the second-straight season that Thornwell has garnered second-team preseason honors from the coaches. Thornwell scored 11.1 points per game last season, while he also pulled down a career high 4.9 rebounds and collected 1.3 steals per game.

SEC PRESEASON POLL

The SEC released its preseason poll for the upcoming 2016 league campaign prior to the start of the season. and it was announced that the Gamecocks were predicted to finish seventh by a panel of both SEC and national media members. It was the highest predicted finish for Carolina since the league combined its East and West Divisions into one beginning with the 2012 league season. The media predicted Kentucky to win the SEC in 2016, followed by Vanderbilt, Texas A&M, LSU, Georgia, Florida and the Gamecocks.

LAST TIME VS. VANDERBILT

VANDERBILT 65, SOUTH CAROLINA 50  
FEB. 7, 2015/MEMORIAL GYM/NASHVILLE, TENN.

NASHVILLE, Tenn. - A pair of big second-half runs allowed Vanderbilt (13-10, 3-7 SEC) to overcome a halftime deficit to take down Carolina (11-11, 2-8) 65-50. Sindarius Thornwell and Duane Notice each scored in double figures to lead the Gamecocks.

The Commodores started the game with a 6-0 advantage after the Gamecocks missed three field goals and three turnovers in the first five minutes of action. The fortunes would be shifted at the mid-way point in the half, when Carolina's defense held Vanderbilt without a point for a six-minute stretch to take its first lead of the day.

Trailing 13-7 with 11:25 to play, an 8-0 run by the Gamecocks put them ahead, with Mindaugas Kacinas putting the bow on the run with his second field goal of the game. The scoring was balanced for Carolina throughout the first half, with seven different players with at least one field goal made.

Vanderbilt would take a brief 19-18 lead, but the Gamecocks finished the final three minutes with an 8-3 burst to take a 26-22 lead into halftime. Brian Steele was the catalyst, hitting a pair of 3-pointers in that stretch.

The hot finish to the half would not stay in the locker room for Carolina. It would make its first four field goals to start and built a 36-25 lead with 18 minutes to play. Both teams would hit a scoring drought simultaneously after that, benefitting the Gamecocks. They would lead by double digits for most of the first ten minutes of the half, led by five points from Thornwell and Notice in that stretch alone.

It would be a second scoreless stretch for Carolina that would be the difference in the game, as it went 5:20 without a point, allowing the home side to embark on a 18-0 run to turn a 43-31 Gamecock lead into a 49-43 game with seven minutes still to go. Notice's absence due to foul trouble was felt hard as the Gamecocks held a 10-point lead before he picked up his fourth foul. By the time he re-entered, Vanderbilt held a 50-46 lead.

While the scoring drought would end momentarily, the `Dores were able to maintain a two-possession lead for the rest of the game. It closed the contest out with a 10-0 run in the final four minutes for the final 15-point advantage. They relied on a strong rebounding effort to create extra possessions and limited Carolina to just four offensive rebounds, the fewest in any game this season.

SEC TOURNAMENT

The SEC Men's Basketball Tournament returns to Bridgestone Arena in Nashville in 2016. It will be the sixth time that the arena has served as the host of the SEC Tournament, having also hosted in 2001, 2006, 2010, 2013 and 2015. Also the home of the NHL's Nashville Predators, Bridgestone Arena has the distinction of being one of the busiest venues in the Unites States over the past decade and a half, hosting more than 18 million guests during that time. Seating capacity is approximately 19,395 for basketball games. The winner of the 13-game tournament receives the SEC's automatic bid to the NCAA Tournament. The tournament seeds are determined by the 18-game conference schedule during the regular season. Teams are seeded 1-14 based on their regular season conference finish.



Official Basketball Box Score -- Game Totals -- Final Statistics  
South Carolina vs Vanderbilt  
02/07/15 3 p.m. at Nashville, Tenn. (Memorial Gym)

South Carolina 50 • 11-11, 2-8 SEC

#	Player		Total		3-Ptr	Rebounds					PF	TP	A	TO	Blk	Stl	Min
			FG-FA	FG-OA	FT-FTA	Off	Def	Tot									
14	CHATKEVICIUS, L.	f	1-7	0-2	0-0	0	3	3	1	2	0	1	1	1	1	20	
24	CARRERA, Michael	f	1-2	0-1	3-3	1	1	2	2	5	0	1	0	1	1	10	
00	THORNWELL, Sindarius	g	3-7	1-5	5-6	0	0	0	4	12	2	2	0	0	0	31	
04	JOHNSON, Tyrone		2-8	0-3	2-2	0	2	2	1	6	3	3	0	0	0	32	
10	NOTICE, Duane	g	4-6	2-3	0-0	0	1	1	4	10	0	1	0	0	0	23	
01	STROMAN, Marcus		1-3	0-1	1-2	0	4	4	3	3	5	1	0	1	1	22	
21	HENRY, Demetrius		1-2	0-0	0-0	0	1	1	3	2	0	1	0	1	1	21	
25	KACINAS, Mindaugas		2-4	0-1	0-0	1	3	4	1	4	0	1	0	0	0	26	
35	STEELE, Brian		2-4	2-3	0-0	1	0	1	4	6	0	1	0	0	0	15	
Team						1	1	2									
Totals				17-43	5-19	11-13	4	16	20	23	50	10	12	1	4	200	

FG % 1st Half:	10-21	47.6%	2nd half:	7-22	31.8%	Game:	17-43	39.5%	Deadball
3FG % 1st Half:	3-10	30.0%	2nd half:	2-9	22.2%	Game:	5-19	26.3%	Rebounds
FT % 1st Half:	3-4	75.0%	2nd half:	8-9	88.9%	Game:	11-13	84.6%	1,1

Vanderbilt 65 • 13-10, 3-7 SEC

#	Player		Total		3-Ptr	Rebounds			PF	TP	A	TO	Blk	Stl	Min
			FG-FGA	FG-FG	FT-FTA	Off	Def	Tot							
11	ROBERSON, Jeff	f	0-2	0-0	3-6	2	5	7	3	3	1	0	0	0	33
35	SIKAM, James	f	5-7	0-0	6-7	5	5	10	1	16	0	2	2	2	30
30	JONES, Damian	c	4-5	0-0	1-1	1	1	2	3	9	1	2	1	0	24
04	BALDWIN IV, Wade	g	3-4	1-2	5-7	0	3	3	3	12	2	1	0	2	25
13	LACHANCE, Riley	g	6-16	3-9	4-4	0	3	3	0	19	2	3	0	3	39
03	KORNET, Luke		1-5	1-4	2-2	1	2	3	1	5	4	2	0	1	25
05	FISHER-DAVIS, Matthe		0-3	0-2	1-2	1	2	3	1	1	1	0	0	0	11
10	WATKINS, Nathan		0-0	0-0	0-0	0	0	0	0	0	0	0	0	0	0+
12	MCGLOIN, Philip		0-0	0-0	0-0	0	1	1	0	0	0	0	0	0	0+
14	JOSEPHS, Carter		0-0	0-0	0-0	0	1	1	2	0	4	0	0	0	13
34	MOATS, Shelby		0-0	0-0	0-0	0	0	0	0	0	0	0	0	0	0+
40	HENDERSON, Josh		0-0	0-0	0-0	0	0	0	0	0	0	0	0	0	0+
	Team						0	0							
Totals			19-42	5-17	22-29	10	23	33	14	65	15	10	3	8	200

FG % 1st Half:	8-21	38.1%	2nd half:	11-21	52.4%	Game:	19-42	45.2%	Deadball
3FG % 1st Half:	1-7	14.3%	2nd half:	4-10	40.0%	Game:	5-17	29.4%	Rebounds
FT % 1st Half:	5-8	62.5%	2nd half:	17-21	81.0%	Game:	22-29	75.9%	3

Officials: John Hampton, Tony Henderson, Tim Gattis  
Technical fouls: South Carolina-None. Vanderbilt-None.  
Attendance: 9259

Score by periods	1st	2nd	Total
South Carolina	26	24	50
Vanderbilt	22	43	65

Points	In	Off	2nd	Fast	Bench
SC	16	11	4	2	15
VU	28	11	7	3	6

Last FG - SC 2nd-06:42, VU 2nd-03:38.  
Largest lead - SC by 12 2nd-14:51, VU by 15 2nd-00:19.  
SC led for 19:24. VU led for 18:29. Game was tied for 02:07.

Score tied - 2 times.  
Lead changed - 4 times.



## ROSTER BREAKDOWN

### Returning Starters (4)

Michael Carrera  
Laimonas Chatkevicius  
Duane Notice  
Sindarius Thornwell  
*\*based on final game of 2014-15 season*

### Returning Letterwinners (8)

Michael Carrera  
Laimonas Chatkevicius  
Mindaugas Kacinas  
Justin McKie  
Duane Notice  
Brian Steele  
Marcus Stroman  
Sindarius Thornwell

### Guards (9)

TeMarcus Blanton  
PJ Dozier  
Jamall Gregory  
Justin McKie  
Duane Notice  
John Ragin  
Brian Steele  
Marcus Stroman  
Sindarius Thornwell

### Forwards (7)

Michael Carrera  
Laimonas Chatkevicius  
Eric Cobb  
Raymond Doby  
Jarrell Holliman  
Mindaugas Kacinas  
Chris Silva

### By Height

Jamall Gregory (6-2)  
Duane Notice (6-2)  
John Ragin (6-2)  
Marcus Stroman (6-2)  
Justin McKie (6-4)  
TeMarcus Blanton (6-5)  
Michael Carrera (6-5)  
Brian Steele (6-5)  
Sindarius Thornwell (6-5)  
Raymond Doby (6-6)  
PJ Dozier (6-6)  
Jarrell Holliman (6-7)  
Mindaugas Kacinas (6-7)  
Eric Cobb (6-9)  
Chris Silva (6-9)  
Laimonas Chatkevicius (6-11)

## 2015-16 SOUTH CAROLINA MEN'S BASKETBALL ROSTER

### Alphabetical Roster

No.	Name	Pos.	Ht.	Wt.	Cl.	Exp.	Hometown/High/Last School
5	TeMarcus Blanton	G	6-5	215	R-FR	HS	Locust Grove, Ga./Luella
24	Michael Carrera	F	6-5	214	SR	3VL	Anzoátegui, Venezuela/Montrose Christian School
14	Laimonas Chatkevicius	F	6-11	245	SR	3VL	Klaipeda, Lithuania/South Kent School
23	Eric Cobb	F	6-9	296	FR	HS	Jacksonville, Fla./St. Francis Academy (Maryland)
2	Raymond Doby	F	6-6	233	FR	HS	Cahokia, Ill./Montrose Christian/St. John's Northwestern Military Acad. (Wisconsin)
15	PJ Dozier	G	6-6	200	FR	HS	Columbia, S.C./Spring Valley
4	Jamall Gregory	G	6-2	202	FR	HS	Washington, D.C./Coolidge/Elev8 Institute (Florida)
31	Jarrell Holliman	F	6-7	200	R-SO	1VL	Alpharetta, Ga./Alpharetta/Elmhurst College
25	Mindaugas Kacinas	F	6-7	229	SR	3VL	Klaipeda, Lithuania/Word of Life Fire Traditional School
20	Justin McKie	G	6-4	197	JR	2VL	Columbia, S.C./Irmo
10	Duane Notice	G	6-2	218	JR	2VL	Woodbridge, Canada/St. Michael's/St. Thomas More (Oakdale, Conn.)
21	John Ragin	G	6-2	177	FR	HS	Eastover, S.C./Cardinal Newman
30	Chris Silva	F	6-9	220	FR	HS	Libreville, Gabon/Roselle (N.J.) Catholic
35	Brian Steele	F	6-5	204	SR	3VL	Greenville, S.C./Wade Hampton School
1	Marcus Stroman	G	6-2	185	SO	1VL	Columbia, S.C./Keenan
0	Sindarius Thornwell	G	6-5	215	JR	2VL	Lancaster, S.C./Oak Hill Academy

### Numerical Roster

No.	Name	Pos.	Ht.	Wt.	Cl.	Exp.	Hometown/High/Last School
0	Sindarius Thornwell	G	6-5	215	JR	2VL	Lancaster, S.C./Oak Hill Academy
1	Marcus Stroman	G	6-2	185	SO	1VL	Columbia, S.C./Keenan
2	Raymond Doby	F	6-6	233	FR	HS	Cahokia, Ill./Montrose Christian/St. John's Northwestern Military Acad. (Wisconsin)
4	Jamall Gregory	G	6-2	202	FR	HS	Washington, D.C./Coolidge/Elev8 Institute (Florida)
5	TeMarcus Blanton	G	6-5	215	R-FR	HS	Locust Grove, Ga./Luella
10	Duane Notice	G	6-2	218	JR	2VL	Woodbridge, Canada/St. Michael's/St. Thomas More (Oakdale, Conn.)
14	Laimonas Chatkevicius	F	6-11	245	SR	3VL	Klaipeda, Lithuania/South Kent School
15	PJ Dozier	G	6-6	200	FR	HS	Columbia, S.C./Spring Valley
20	Justin McKie	G	6-4	197	JR	2VL	Columbia, S.C./Irmo
21	John Ragin	G	6-2	177	FR	HS	Eastover, S.C./Cardinal Newman
23	Eric Cobb	F	6-9	296	FR	HS	Jacksonville, Fla./St. Francis Academy (Maryland)
24	Michael Carrera	F	6-5	214	SR	3VL	Anzoátegui, Venezuela/Montrose Christian School
25	Mindaugas Kacinas	F	6-7	229	SR	3VL	Klaipeda, Lithuania/Word of Life Fire Traditional School
30	Chris Silva	F	6-9	220	FR	HS	Libreville, Gabon/Roselle (N.J.) Catholic
31	Jarrell Holliman	F	6-7	200	R-SO	1VL	Alpharetta, Ga./Alpharetta/Elmhurst College
35	Brian Steele	F	6-5	204	SR	3VL	Greenville, S.C./Wade Hampton School

**Head Coach:** Frank Martin (Florida International, '93)

**Associate Head Coach/Recruiting Coordinator:** Matt Figger (Eastern Kentucky, '95)

**Assistant Coach:** Perry Clark (Gettysburg, '74)

**Assistant Coach:** Lamont Evans (Kansas State, '09)

**Director of Basketball Operations:** Andy Assaley (Cincinnati, '96)

**Strength & Conditioning Coach:** Scott Greenawalt (Muskingum College, '98)

**Athletic Trainer:** Mark Rodger (Buffalo, '01)

**Video Coordinator:** Patrick Schulte (Kansas State, '13)

**Student-Athlete Development:** Doug Edwards (Florida State, '07)

**Special Assistant to the Head Coach:** Jarett Gerald (South Carolina, '11)

**Associate Media Relations Director:** Emily Miles (Feeney) (Ball State, '03)

## TOP RETURNING ...

Scorer..... Notice, 11.7 ppg  
Rebounder ..... Carrera, 5.7 rpg  
Assist Maker ..... Stroman, 3.1 apg  
FG Shooter \* ..... Kacinas, 56.1%  
3-Point FG Shooter \$ ..... Notice, 36.3%  
FT Shooter \$ ..... Notice, 79.1%  
Shot Blocker..... Chatkevicius, 1.3 bpg  
Steal Maker ..... Thornwell, 1.3 spg


\* at least 100 attempts

\$ at least 50 attempts

## PRONUNCIATION GUIDE.

Lie-moan-us Ha-kev-a-chus  
Justin MACK-ee  
Min-dawg-us Kye-chin-is





# HEAD COACH FRANK MARTIN

HEAD COACH | NINTH SEASON OVERALL | 176-108 (.619) | FOURTH SEASON AT SOUTH CAROLINA | 59-54 (.522)

## THE MARTIN FILE

### COACHING

#### Experience

31st year

#### College Experience

16th season

#### College Head Coach Experience

9th season

#### Hire Date At Carolina

March 27, 2012

### PERSONAL

#### Hometown

Miami, Fla.

#### Alma Mater

Florida International, 1993 (B.A. Physical Ed.)

#### Family

Wife, Anya

Children, Brandon, Amalia and Christian

### COACHING RESUME

#### High School

Miami Senior High, 1985-93

Varsity Boys' Assistant Coach

Junior Varsity Boys' Head Coach

North Miami High, Head Coach, 1993-95

Miami Senior High, Head Coach, 1995-98

B.T. Washington High, Head Coach, 1999-2000

#### College Assistant Coach

Northeastern, 2000-04

Cincinnati, 2004-06

Kansas State, 2006-07

#### College Head Coach

Kansas State, 2007-12

South Carolina, 2012-present

Frank Martin was named the head men's basketball coach at the University of South Carolina on March 27, 2012, becoming the 32nd head coach in the history of the South Carolina program, which enters its 108th season as a varsity sport in 2015-16. Martin owns a 162-108 (.600) overall record as a head coach, entering his ninth season overall, and fourth season at South Carolina.

During his first season (2012-13) in Columbia, Martin led his squad to a 14-18 record, which included a 4-14 mark in SEC contests. The Garnet and Black captured the Hoops For Hope Classic tournament crown after posting a 4-0 record competing in the event with home victories over Milwaukee and Rider, before defeating Missouri State in overtime, and UALR in Puerto Vallarta, Mexico, over the Thanksgiving holiday. Freshman forward Michael Carrera was honored after the conclusion of the regular season with selection to the 2013 SEC All-Freshman Team, as voted on by the league's head coaches. During the spring of 2013, the Gamecock coaching staff signed seven freshmen, while welcoming Villanova transfer Ty Johnson to the team, a recruiting class which ranked No. 23 in the nation according to ESPN.com.

Martin's second season (2013-14) leading the Gamecocks saw the squad win four of its final six games of the year, including two games in the SEC Tournament, marking the first Tournament wins for the Gamecocks since the 2008 campaign. Martin and his staff put together a non-conference schedule that challenged his team to prepare for the rigors of the SEC campaign. The Gamecocks posted several quality victories, including a win versus Saint Mary's at the Hawaiian Airlines Diamond Head Classic in December, and home victories versus Alabama, Vanderbilt and No. 17 Kentucky to name a few.

Martin tutored his second SEC All-Freshman Team honoree in as many seasons, as rookie guard Sindarius Thornwell led all freshmen in the SEC in league games in points (15.6) and assists (4.0) to earn a spot on the postseason team. Thornwell also garnered three SEC Freshman of the Week awards, and was named the Feb. 18 Wayman Tisdale National Freshman of the Week.

South Carolina put together a 9-3 non-conference record in 2014-15, entering SEC play receiving votes in both the Coaches and AP Top 25 polls for the first time since 2006 and 2009, respectively. Martin led his Gamecocks to a thrilling upset win over No. 9/9 Iowa State at the Barclays Center in Brooklyn, N.Y., on Jan. 3, marking Carolina's first win over a top-10 opponent since the 2009-10 campaign. The Gamecocks ranked as high as fourth in the nation in opponent field goal percentage during the season, and finished the campaign holding opponents to just 38.7 percent from the field, which ranked 13th nationally. Sophomore guards Duane Notice and Sindarius Thornwell each picked up an SEC Player of the Week honor during the campaign, and for the second-straight season, the Gamecocks won four of their final six games and won two contests in the SEC Tournament, advancing to the quarterfinal round.

Carolina posted a final record of 17-16 for the 2014-15 campaign, which marked the first winning season for the squad since the 2008-09 season, while Carolina's six SEC wins marked the highest since 2010 as well. Martin also announced during the summer, that his team had completed its fifth-straight semester with a cumulative team GPA of 3.0 or above in the spring. For its classroom achievements, South Carolina was honored with the NABC's Team Academic Excellence Award, the only SEC team to be named to the list. Individually, three Gamecocks were named to the NABC Honors Court, in juniors Laimonas Chatkevicius and Mindaugas Kacinas, and senior, Austin Constable, who was on his second Honors Court list. South Carolina saw 12 student-athletes named to the SEC Winter Academic, and the SEC First-Year Academic Honor Rolls for the year.

Martin's third season (2015-16) leading the Gamecocks saw the squad win four of its final six games of the year, including two games in the SEC Tournament, marking the first Tournament wins for the Gamecocks since the 2008 campaign. Martin and his staff put together a non-conference schedule that challenged his team to prepare for the rigors of the SEC campaign. The Gamecocks posted several quality victories, including a win versus Saint Mary's at the Hawaiian Airlines Diamond Head Classic in December, and home victories versus Alabama, Vanderbilt and No. 17 Kentucky to name a few.

## MARTIN'S CAREER RECORD, YEAR-BY-YEAR

YEAR	RECORD	CONFERENCE (FINISH)	POSTSEASON
2007-08	21-12	10-6 (3rd)	1-1; NCAA Tournament 2nd Round
2008-09	22-12	9-7 (4th)	1-1; NIT
2009-10	29-8	11-5 (2nd)	3-1; NCAA Tournament Elite Eight
2010-11	23-11	10-6 (3rd)	1-1; NCAA Tournament Third Round
2011-12	22-11	10-8 (5th)	1-1; NCAA Tournament Third Round
2012-13	14-18	4-14 (12th)	-
2013-14	14-20	5-13 (13th)	-
2014-15	17-16	6-12 (11th)	-
2015-16	14-0	-	-
<b>Totals</b>	<b>176-108 (.619)</b>	<b>65-71 (.477)</b>	<b>7-5 (.583)/4 NCAA/1 NIT</b>

## GAMECOCKS' RECORD WHEN ...

At home	8-0
On the road	2-0
At neutral sites	4-0
In overtime	0-0
vs. Top 25 team	0-0
vs. Top 10 team	0-0
vs. Top 3 team	0-0
Leading at half	13-0
Trailing at half	0-0
Tied at half	1-0
Shooting 50% or better	5-0
Shooting between 39-49%	8-0
Shooting less than 39%	1-0
Opp. shooting 50% or better	1-0
Opp. shooting between 39-49%	6-0
Opp. shooting less than 39%	7-0
Shooting better than opp.	13-0
Shooting worse then/equal to opp.	1-0
Starters out-score opp. starters	10-0
Opp. starters score/equal more	4-0
Bench out-scores opp. bench	10-0
Opp. bench scores/equals more	4-0
Having more FTs than opp.	12-0
Having equal/less FTs than opp.	2-0
Have more TOs than opp.	3-0
Having equal/less TOs than opp.	11-0
Having more rebounds than opp.	13-0
Having equal/less rebounds than opp.	1-0
Making 6 or more 3FGs	10-0
Having 15 or more assists	4-0
Score more points in paint than opp.	13-0
Scoring equal/less points in paint than opp.	1-0
Scoring more points off TOs than opp.	10-0
Scoring equal/less points off TOs than opp.	4-0
Scoring more 2nd-chance points than opp.	11-0
Scoring equal/less 2nd-chance points than opp.	3-0
Scoring more fast break points than opp.	10-0
Scoring equal/less fast break points than opp.	4-0
Wearing white uniforms	10-0
Wearing Garnet uniforms	3-0
Wearing Black uniforms	1-0
Playing on live TV/live broadcast	14-0
Playing in November	7-0
Playing in December	5-0
Playing in January	2-0
Playing in February	0-0
Playing in March	0-0
Playing a day-game	2-0
Playing a night-game	12-0
Playing on Sunday	1-0
Playing on a Monday	3-0
Playing on a Tuesday	3-0
Playing on a Wednesday	1-0
Playing on a Thursday	0-0
Playing on a Friday	3-0
Playing on a Saturday	3-0
Scoring margin is 5 points or less	0-0
Margin is between 6-10	3-0
Margin is between 11-20	8-0
Margin is more than 20	3-0
Scoring 59 points or less	0-0
Scoring 60-69 points	1-0
Scoring 70-79 points	5-0
Scoring 80-89 points	6-0
Scoring 90-99 points	2-0
Scoring 100+ points	0-0

### MISCELLANEOUS

Current streak	W14
Home court streak	W8
Away streak	W2
Neutral court streak	W4

## 2015-16 SUPERLATIVES

(tied for team lead also included)

Scoring Leaders	'15-16	Career
Sindarius Thornwell	3	25
Michael Carrera	2	14
Duane Notice	2	14
Laimonas Chatkevicius	3	6
Mindaugas Kacinas	3	6
PJ Dozier	1	1
Chris Silva	1	1

Rebounding Leaders	'15-16	Career
Michael Carrera	4	44
Sindarius Thornwell	3	25
Mindaugas Kacinas	2	23
Laimonas Chatkevicius	1	15
Chris Silva	4	4
PJ Dozier	1	1
Eric Cobb	1	1

Assists Leaders	'15-16	Career
Sindarius Thornwell	8	32
Duane Notice	2	26
Marcus Stroman	1	12
PJ Dozier	2	2
Michael Carrera	2	2
Justin McKie	1	1

Blocks Leaders	'15-16	Career
Laimonas Chatkevicius	5	40
Michael Carrera	1	29
Mindaugas Kacinas	2	19
Sindarius Thornwell	2	17
Chris Silva	5	5
PJ Dozier	3	3

Steals Leaders	'15-16	Career
Sindarius Thornwell	5	27
Michael Carrera	1	16
Duane Notice	4	14
Mindaugas Kacinas	1	14
Laimonas Chatkevicius	2	9
Marcus Stroman	3	8
PJ Dozier	6	6
Chris Silva	2	2

Double-Figure Scoring	'15-16	Career
Sindarius Thornwell	11	55
Duane Notice	11	44
Michael Carrera	10	35
Laimonas Chatkevicius	7	27
Mindaugas Kacinas	8	22
PJ Dozier	5	5
Marcus Stroman	1	3
Chris Silva	2	2

20+ points	'15-16	Career
Sindarius Thornwell	1	10
Duane Notice	1	5
Mindaugas Kacinas	2	2
Laimonas Chatkevicius	1	1

30+ points	'15-16	Career
-		

Double-Figure Rebounding	'15-16	Career
Mindaugas Kacinas	2	13
Michael Carrera	2	13
Laimonas Chatkevicius	1	5
Sindarius Thornwell	1	4
Chris Silva	1	1

5+ assists	'15-16	Career
Sindarius Thornwell	5	13
Duane Notice	1	12
PJ Dozier	2	2
Justin McKie	1	1

3+ steals	'15-16	Career
Sindarius Thornwell	4	11
Michael Carrera	1	6
Duane Notice	1	4
Marcus Stroman	1	2
PJ Dozier	3	3

2+ blocks	'15-16	Career
Laimonas Chatkevicius	3	26
Michael Carrera	2	21
Mindaugas Kacinas	2	16
Chris Silva	6	6
PJ Dozier	1	1
Sindarius Thornwell	1	7

Double-Doubles	'15-16	Career
Michael Carrera	2	8
Mindaugas Kacinas	2	5
Laimonas Chatkevicius	1	3
Sindarius Thornwell	1	4

Clutch Free Throws (under 5 min/OT)	FT-FTA	FT%
Chris Silva	2-2	1.000
Marcus Stroman	6-6	1.000
TeMarcus Blanton	4-4	1.000
Duane Notice	7-8	.875
Michael Carrera	14-16	.875
Mindaugas Kacinas	3-4	.750
PJ Dozier	2-3	.667
Laimonas Chatkevicius	8-12	.667
Sindarius Thornwell	9-16	.563
Raymond Doby	3-6	.500
Jamall Gregory	1-2	.500
Eric Cobb	0-2	.000
<b>Totals</b>	<b>59-81</b>	<b>.728</b>

Dunks	'15-16
Chris Silva	10
Laimonas Chatkevicius	7
Michael Carrera	5
PJ Dozier	4
Mindaugas Kacinas	3
Duane Notice	2
Jamall Gregory	2
Sindarius Thornwell	1

Miscellaneous	
Largest Halftime Lead	
SC	31, vs. USE, Dec. 5, 2015
Opp	-
Smallest Halftime Lead	
SC	3, vs. Oral Roberts, Nov. 16, 2015
Opp	-
Fewest Points In First Half	
SC	30, vs. Oral Roberts, Nov. 16, 2015
Opp	20, Francis Marion, Dec. 30, 2015
Most Points In First Half	
SC	53, vs. USE, Dec. 5, 2015
Opp	51, Lipscomb, Nov. 27, 2015
Fewest Points In Second Half	
SC	24, vs. Clemson, Dec. 18, 2015
Opp	25, WCU, Nov. 30, 2015
Most Points In Second Half	
SC	51, vs. Oral Roberts, Nov. 16, 2015
Opp	46, Tulsa, Nov. 23, 2015
Most Points in Overtime	
SC	-
Opp	-
Largest Margin of Victory	
SC	25, vs. Drexel, Dec. 15, 2015
Opp	-
Smallest Margin of Victory	
SC	9, vs. Clemson, Dec. 18, 2015
Opp	-

2015-16 GAME BY GAME COMPARISON

	Date	Result	FG-A	Pct	3FG-A	Pct	FT-A	Pct	O-D-Total	PF	Pts	A	TO	Blk	Std	Min	Half
Norfolk State %			19-56	.339	11-28	.393	20-23	.870	12-23-35	35	69	12	18	3	7	200	34
South Carolina	Nov. 14, 2015	W, 84-69	23-59	.390	9-22	.409	29-42	.690	19-27-46	19	84	15	13	4	9	200	40
Oral Roberts			22-51	.431	4-14	.286	18-23	.783	4-24-28	23	66	7	13	5	3	200	30
South Carolina	Nov. 16, 2015	W, 84-66	29-73	.397	7-21	.333	19-27	.704	19-25-44	22	84	14	6	4	5	200	33
DePaul \$			19-52	.365	3-14	.214	20-31	.645	10-23-33	27	61	9	15	2	4	200	28
South Carolina	Nov. 20, 2015	W, 76-61	24-60	.400	5-13	.385	23-34	.676	16-27-43	27	76	11	12	4	5	200	37
Hofstra \$			28-55	.509	17-34	.500	11-17	.647	6-17-23	21	84	16	14	2	2	200	39
South Carolina	Nov. 22, 2015	W, 94-84	37-68	.544	5-9	.5565	15-23	.652	18-23-41	18	94	16	9	5	4	200	46
Tulsa \$			24-54	.444	5-16	.313	22-31	.710	8-23-31	25	75	9	15	0	4	200	29
South Carolina	Nov. 23, 2015	W, 83-75	27-54	.500	7-14	.500	22-28	.786	6-28-34	25	83	12	13	2	7	200	38
Lipscomb			27-68	.397	13-35	.371	9-14	.643	10-19-29	24	76	18	18	3	8	200	40
South Carolina	Nov. 27, 2015	W, 92-76	34-66	.515	5-19	.263	19-27	.704	12-31-43	19	92	24	17	7	12	200	51
Western Carolina			19-67	.284	11-32	.344	4-4	1.000	12-24-36	17	53	13	20	3	10	200	28
South Carolina	Nov. 30, 2015	W, 76-53	26-63	.413	8-18	.444	16-25	.640	17-34-51	12	76	14	19	7	10	200	37
USF			24-68	.353	2-15	.133	13-22	.591	20-26-46	20	63	9	19	6	8	200	22
South Carolina	Dec. 5, 2015	W, 81-63	29-61	.475	7-21	.333	16-25	.640	6-26-32	15	81	14	12	6	12	200	53
Drexel			19-55	.345	7-17	.412	9-19	.474	6-16-22	28	54	11	13	2	3	200	28
South Carolina	Dec. 15, 2015	W, 79-54	25-46	.543	6-12	.500	23-39	.590	8-33-41	19	79	14	15	9	6	200	32
Clemson ^			23-63	.365	8-26	.308	5-9	.556	15-19-34	20	59	11	10	8	2	200	25
South Carolina	Dec. 18, 2015	W, 65-59	23-53	.434	8-19	.421	11-14	.786	14-28-42	16	65	12	16	3	3	200	41
St. John's &			22-49	.449	5-20	.250	12-27	.444	6-20-26	19	61	11	14	5	6	200	34
South Carolina	Dec. 22, 2015	W, 75-61	27-57	.474	7-13	.538	14-19	.737	14-29-43	23	75	14	17	1	9	200	40
Francis Marion			18-60	.300	6-23	.261	14-25	.560	17-25-42	29	56	7	22	4	10	200	20
South Carolina	Dec. 30, 2015	W, 78-56	27-64	.422	8-27	.296	16-30	.533	18-29-47	18	78	16	16	8	13	200	38
Memphis			19-61	.311	8-22	.364	30-36	.833	11-27-38	41	76	8	15	9	7	200	42
South Carolina	Jan. 2, 2016	W, 86-76	18-57	.316	4-17	.235	46-63	.730	18-35-53	27	86	9	13	7	7	200	42
Auburn			24-54	.444	12-30	.400	9-13	.692	8-19-27	19	69	12	21	1	7	200	30
South Carolina	Jan. 5, 2016	W, 81-69	25-50	.500	9-23	.391	22-28	.786	9-25-34	13	81	15	19	0	9	200	43

% - Paradise Jam (Columbia, S.C. | \$ - Paradise Jam (St. Thomas, USVI) | ^ - Game played at Bon Secours Arena (Greenville, S.C.) | & - Hall of Fame Shootout (Mohegan Sun Arena/Uncasville, Conn.)





# SOUTH CAROLINA GAMECOCKS

OVERALL: 14-0; SEC: 1-0; HOME: 8-0; AWAY: 2-0; NEUTRAL: 4-0

DATE	OPP.	W/L	SCORE	RECORD (SEC)	POINTS	REBOUNDS	ASSISTS	BLOCKS	STEALS	ATTENDANCE
11/14/15	% Norfolk State	W	84-69	1-0 (0-0)	Thornwell/Notice (14)	Silva (9)	Dozier/Notice (3)	Silva (2)	Thornwell/Dozier (3)	10,623 (paid)
11/16/15	Oral Roberts	W	84-66	2-0 (0-0)	Chatkevicius (27)	Kacinas (13)	Thornwell (7)	Dozier (2)	Notice (2)	9,640 (paid)
11/20/15	vs. DePaul	W	76-61	3-0 (0-0)	Kacinas (23)	Thornwell (10)	Carrera (4)	Kacinas (2)	Dozier/Thornwell (2)	1,601
11/22/15	vs. Hofstra	W	94-84	4-0 (0-0)	Kacinas (18)	Thornwell/Dozier (9)	Thornwell (6)	Chatkevicius (3)	4 with 1	1,715
11/23/15	vs. Tulsa	W	83-75	5-0 (0-0)	Chatkevicius (17)	Carrera (9)	Dozier (4)	2 with 1	Thornwell (5)	2,002
11/27/15	Lipscomb	W	92-76	6-0 (0-0)	Chatkevicius (17)	Silva (7)	Thornwell (6)	Silva (2)	Carrera/Notice (3)	8,793 (paid)
11/30/15	Western Carolina	W	76-53	7-0 (0-0)	Kacinas (20)	Kacinas/Silva (11)	McKie (4)	Silva (2)	Stroman (4)	8,957 (paid)
12/5/15	USF	W	81-63	8-0 (0-0)	Carrera (19)	Carrera (7)	Stroman (3)	Silva (3)	Dozier (4)	10,721 (paid)
12/15/15	Drexel	W	79-54	9-0 (0-0)	Dozier (16)	Silva (7)	Thornwell (5)	Chatkevicius (3)	Silva (2)	8,481 (paid)
12/18/15	at Clemson	W	65-59	10-0 (0-0)	Carrera (14)	Thornwell (9)	Thornwell (3)	3 with 1	3 with 1	14,446
12/22/15	vs. St. John's &	W	75-61	11-0 (0-0)	Notice (20)	Carrera (12)	Carrera/Thornwell (3)	Dozier (1)	3 with 2	2,355
12/30/15	Francis Marion	W	78-56	12-0 (0-0)	Silva (13)	Cobb (7)	Thornwell (4)	Silva (3)	Dozier (5)	10,401 (paid)
1/2/16	Memphis	W	86-76	13-0 (0-0)	Thornwell (18)	Carrera (11)	Notice (3)	3 with 2	Thornwell (3)	13,035 (paid)
1/5/16	at Auburn *	W	81-69	14-0 (1-0)	Thornwell (22)	Chatkevicius (10)	Thornwell (7)	---	Thornwell (3)	7,556

% - Paradise Jam (Columbia, S.C.) | \$ - Paradise Jam (St. Thomas, USVI) | ^ - Game played at Bon Secours Arena (Greenville, S.C.) | & - Hall of Fame Shootout (Mohegan Sun Arena/Uncasville, Conn.)  
| \* indicates SEC contest

## 2015-16 GAME-BY-GAME STARTING LINEUPS

OPPONENT, RESULT	GUARD	GUARD	FORWARD	FORWARD	FORWARD
Norfolk State, W	Dozier	Thornwell	Carrera	Kacinas	Chatkevicius
Oral Roberts, W	Dozier	Thornwell	Carrera	Kacinas	Chatkevicius
DePaul, W	Dozier	Thornwell	Carrera	Kacinas	Chatkevicius
Hofstra, W	Dozier	Thornwell	Carrera	Kacinas	Chatkevicius
Tulsa, W	Dozier	Thornwell	Carrera	Kacinas	Chatkevicius
Lipscomb, W	Dozier	Thornwell	Carrera	Kacinas	Chatkevicius
Western Carolina, W	Dozier	Thornwell	Carrera	Kacinas	Chatkevicius
USF, W	Dozier	Thornwell	Carrera	Kacinas	Chatkevicius
Drexel, W	Dozier	Thornwell	Carrera	Kacinas	Chatkevicius
Clemson, W	Dozier	Thornwell	Carrera	Kacinas	Chatkevicius
St. John's, W	Dozier	Thornwell	Carrera	Kacinas	Chatkevicius
Francis Marion, W	Dozier	Thornwell	Carrera	Kacinas	Chatkevicius
Memphis, W	Dozier	Thornwell	Carrera	Kacinas	Chatkevicius
Auburn, W	Dozier	Thornwell	Carrera	Kacinas	Chatkevicius

EXHIB. - CAROLINA 71, ALLEN 43  
NOV. 8, 2015/COLONIAL LIFE ARENA

**COLUMBIA, S.C.** - The South Carolina men's basketball team held its lone exhibition game of the 2015-16 season on Sunday at Colonial Life Arena, posting a 71-43 win over Allen University. The Gamecocks jumped out to an early 17-4 lead thanks to a strong defensive effort, which held Allen scoreless for the first 5:59 of the contest. The Gamecocks held a 36-21 advantage at the break, stretching the lead to 20 in the second half on their way to the win.

At halftime of the contest, both teams remained on the court and the nine victims of the Emanuel AME Church shooting and their families were honored in a ceremony at mid-court. Nine people were killed during a Bible study session at the Emanuel AME Church in Charleston on June 17, 2015.

Carolina jumped on the Yellow Jackets early, scoring the game's first 12 points capped off by an Eric Cobb layup. Allen, however, wouldn't go away, and a 3-pointer by Latroy Strong cut the lead to 27-19 with 6:03 to go in the half. The Gamecocks would regroup and close the half on a 9-2 run, holding Allen scoreless for the final 3:54 to establish their lead at the break.

A four-point play by junior guard Sindarius Thornwell early in the second half pushed the lead to 20 and the Gamecocks never looked back. South Carolina forced 21 Allen turnovers and held the Yellow Jackets to 27.1 percent from the floor. Carolina also dominated the boards 69-28, with three Gamecocks pulling down double-figure rebounds, led by Cobb's 14.

Thornwell led all scorers with 17 points on 6-of-9 shooting, including 3-of-6 from 3-point range, while senior forward Laimonas Chatkevicius notched a double-double with 12 points and 13 rebounds. Cobb added eight points and Marcus Stroman dished out five assists to lead the team.

EXHIBITION

Official Basketball Box Score -- Game Totals -- Final Statistics  
Allen University vs South Carolina  
11/8/15 4 p.m. ET at Columbia, S.C. (Colonial Life Arena)

Allen University 43 • 2-2

#	Player	Total		3-Ptr		Rebounds		PF	TP	A	TO	Blk	Stl	Min
		FG	FGA	FG	FGA	FT	FTA							
01	MARSHALL, Donald	f	2-11	2-10	1-4	0	5	5	1	7	0	2	4	1
03	WADE, Sherod	f	1-7	0-2	0-3	1	5	6	4	2	1	5	0	2
24	MCCORD, Derrick	f	1-7	0-1	0-4	3	1	4	1	2	0	1	0	21
12	DIX, Markez	c	1-3	0-0	0-0	2	1	3	4	2	0	2	1	20
04	JONES, Mark	g	0-1	0-0	0-0	2	2	2	0	3	3	0	1	19
10	HARRIS, Avery	f	1-5	0-2	0-0	0	0	0	2	2	1	1	0	10
11	MAN, See	g	0-2	0-2	0-0	0	0	0	0	0	1	0	0	2
13	FITZGERALD, Seth	0	0-5	0-3	0-0	0	0	0	0	0	2	0	0	9
14	JOHNSON, Emarav	2-4	1-3	1-2	0	0	0	0	6	0	3	0	1	15
15	SMITH, Sean	2-6	0-1	1-1	0	1	1	0	4	2	0	0	2	16
20	WILSON, Richard	1-1	0-0	0-0	0	0	0	0	2	0	1	0	1	2
22	DRUMMER, Ivory	3-4	3-3	0-2	1	1	2	1	9	0	1	0	0	11
23	STRONG, Latroy	2-3	2-2	1-2	0	1	1	1	7	0	0	0	0	7
34	DOBY, Anfernee	0-0	0-0	0-0	0	0	0	0	0	0	0	0	0	1
Team						3	1	4						
Totals		16-59	8-29	3-18	10	18	28	16	43	10	21	6	10	200

FG % 1st Half: 7-28 25.0% 2nd Half: 9-31 29.0% Game: 16-59 27.1%  
3FG % 1st Half: 5-12 41.7% 2nd Half: 3-17 17.6% Game: 8-29 27.6%  
FT % 1st Half: 2-8 25.0% 2nd Half: 1-10 10.0% Game: 3-18 16.7%

South Carolina 71 • 0-0

#	Player	Total		3-Ptr		Rebounds		PF	TP	A	TO	Blk	Stl	Min
		FG	FGA	FG	FGA	FT	FTA							
14	CHATKEVICIUS, L.	f	6-9	0-1	0-3	5	8	13	3	12	0	0	2	21
24	CARRERA, Michael	f	2-4	1-1	0-0	2	1	3	5	5	0	2	0	8
30	SILVA, Chris	f	1-5	0-0	5-6	5	5	10	4	7	0	3	1	16
00	THORNWELL, Sindarius	g	6-9	3-6	2-4	1	2	3	0	17	1	2	1	17
10	NOTICE, Duane	g	1-8	1-7	0-0	2	2	4	0	3	2	1	0	22
01	STROMAN, Marcus	0	0-2	0-1	0-0	0	0	0	0	0	5	2	0	21
02	DOBY, Raymond	0	0-3	0-0	0-0	0	1	1	0	0	0	1	0	13
04	GREGORY, Jamall	0	0-2	0-1	0-0	0	1	1	0	0	3	0	0	12
05	BLANTON, TeMarcus	0	3-6	1-3	0-0	2	1	3	0	7	0	2	0	6
10	DOZIER, PJ	3-13	1-4	0-0	3	4	7	2	7	4	6	0	2	20
20	MCKIE, Justin	1-4	1-3	0-0	0	0	1	3	3	1	0	1	0	13
21	RAGIN, John	0-1	0-1	0-0	0	1	2	10	3	0	0	1	0	4
23	COBB, Eric	4-9	0-0	0-0	4	10	14	3	8	0	3	1	0	23
31	HOLLIMAN, Jarrell	1-1	0-0	0-0	0	1	0	1	0	2	0	0	1	4
Team						4	3	7						
Totals		28-76	8-28	7-13	30	39	69	18	71	18	26	6	13	200

FG % 1st Half: 14-35 40.0% 2nd Half: 14-41 34.1% Game: 28-76 36.8%  
3FG % 1st Half: 4-15 26.7% 2nd Half: 4-13 30.8% Game: 8-28 28.6%  
FT % 1st Half: 4-6 66.7% 2nd Half: 3-7 42.9% Game: 7-13 53.8%

Officials: John Hampton, Ted Valentine, JB Derosa

Technical fouls: Allen University-None. South Carolina-None.

Attendance: 4051

Exhibition

Score by periods	1st	2nd	Total
Allen University	21	22	43
South Carolina	36	35	71

Last FG - Allen 2nd-00:02, SC 2nd-01:23.  
Largest lead - Allen, SC by 34 2nd-01:55.  
AU led for 00:00. SC led for 38:40. Game was tied for 00:05.

Score tied - 0 times.  
Lead changed - 0 times.

GAME 1 - CAROLINA 84, NORFOLK STATE 69  
NOV. 14, 2015/COLONIAL LIFE ARENA

**COLUMBIA, S.C.** - The South Carolina men's basketball team grinded out a win in the opener to the 2015-16 season Saturday night, taking an 84-69 win over Norfolk State. It was the first game of the U.S. Virgin Islands Paradise Jam tournament, which will continue for Carolina in the Virgin Islands on Nov. 20 against DePaul. Four players scored in double figures for the Garnet and Black, with Sindarius Thornwell and Duane Notice leading the way with 14 points apiece.

Both teams started slow from the field, missing the first eight shots combined before PJ Dozier broke the seal with a mid-range jumper in the paint. Carolina would hit its next three shots and carried a 9-2 lead into the first media timeout.

Duane Notice came in off the bench and helped to extend the early advantage, connecting on his first three attempts from 3-point range with a four-point play mixed in for good measure. His third 3 made would bring the lead up to 16-4, as the junior tallied 12 points in his first six minutes on the court.

For as fast of a start the offense got off to, Carolina's patented tough defense was just as good early in the game. Norfolk State would not score for the first four minutes of action, and shot just 27 percent from the field over the first ten minutes.

The Spartans were able to narrow the deficit down the stretch thanks in part to a Gamecock field goal drought, but not enough to keep the home side from taking a 40-34 lead into the halftime break.

The Gamecocks were able to hold the lead despite just three made field goals in the final 11 minutes of the half. Free throws would carry Carolina through the lull, with the team hitting 16 from the charity stripe. Norfolk was able to chip away thanks to a late burst from 3; of the team's final five field goals made, four came from 3-point range.

The offense picked up out of the break to put Carolina back up by double digits, with Dozier and Sindarius Thornwell hitting 3s on back-to-back possessions. The Gamecocks hit 5-of-6 field goals through the opening four minutes of the second half to extend the lead to 52-41. Norfolk State would find equal success shooting the ball, however, and kept within striking distance with a 4-for-4 start on field goals.

A switch to zone by the Spartans, mixed with a full-court press, slowed the overall pace of the game down considerably, but a fast-break alley-oop from Dozier to Chris Silva woke up the crowd at Colonial Life Arena. Norfolk State continued to rely on the deep ball to cut into its deficit, making four 3s in its first eight field goals overall in the first ten minutes of the half; the fourth to make it a 61-56 game in Carolina's favor.

Carolina held the Spartans at an arm's length for much of the half, but were able to use a 7-0 run starting at the eight-minute mark to provide the cushion it would need to cruise to the win. The visitors, plagued by foul troubles all night, were particularly stung by the loss of guard Jeff Short, who averaged 19 points per game last season but fouled out with five minutes to play. In his absence, the visitors made just two of their final 12 attempts from the field as Carolina pulled away down the stretch.

GAME 1

Official Basketball Box Score -- Game Totals -- Final Statistics  
Norfolk State vs South Carolina  
11/16/15 7 p.m. ET at Columbia, S.C. (Colonial Life Arena)

Norfolk State 69 • 0-1

#	Player		FG-FGA	FG-FGA	FT-FTA	Off Def	TP	PF	TP	A	To	Blk	Stl	Min	
11	SHORT,Jeff	f	4-11	3-6	5-5	0	3	3	5	16	2	3	0	32	
45	BUTLER, Jordan	f	2-4	0-0	0-1	2	3	5	4	4	2	1	1	24	
01	BUNGEI, Preston	g	1-3	0-1	1-1	3	1	4	4	3	0	1	1	17	
02	ROBINSON, Zaynab	g	2-11	2-6	2-2	0	5	5	3	8	5	0	0	2	35
04	TAYLOR, D'Shon	g	0-3	0-2	2-2	0	3	3	5	2	1	3	0	0	15
00	KELLEY, Brian	0	0-1	0-0	0-0	1	2	3	1	2	0	3	1	6	
03	WADE, Jonathan	3-5	1-2	3-4	1	1	2	5	10	1	1	0	0	0	19
15	BANNER, Devonte	0-0	0-0	0-0	0	0	0	0	0	0	0	0	0	1	
20	OLIVER, Charles	7-13	5-10	2-2	0	2	2	4	21	1	2	0	0	0	30
22	LONG, Alex	0-5	0-1	5-6	2	3	5	4	5	0	3	0	2	21	
	Team					3	0	3							
Totals			19-56	11-28	20-23	12	23	35	69	12	18	3	7	200	

FG % 1st Half: 9-28 32.1% 2nd Half: 10-28 35.7% Game: 19-56 33.9%  
3FG % 1st Half: 5-13 38.5% 2nd Half: 6-15 40.0% Game: 11-23 39.3%  
FT % 1st Half: 11-11 100.0 2nd Half: 9-12 75.0% Game: 20-23 87.0%

South Carolina 84 • 0-1

#	Player	Total		3-Ptr		Rebounds		PF	TP	A	TO	Blk	Stl	Min
		FG	FGA	FG	FGA	FT	FTA							
14	CHATKEVICIUS, L.	f	5-8	0-1	3-3	3	1	4	2	13	1	0	1	21
24	CARRERA, Michael	f	1-8	1-4	1-2	1	5	6	1	4	1	2	1	26
25	KACINAS, Mindaugas	f	2-7	1-3	3-4	3	1	4	2	8	2	1	0	28
00	THORNWELL, Sindarius	g	3-9	1-3	7-9	0	4	4	24	2	3	0	3	31
15	DOZIER, PJ	g	3-7	1-2	0-2	1	3	4	7	3	7	3	1	31
01	STROMAN, Marcus	1-1	1-1	2-4	1	2	3	0	5	2	2	0	0	17
05	BLANTON, TeMarcus	0-0	0-0	0-0	0	0	0	1	0	1	0	0	0	1
10	NOTICE, Duane	4-11	3-6	3-3	1	2	3	14	3	0	0	0	0	20
20	MCKIE, Justin	1-2	1-2	2-2	0	1	1	0	5	0	0	0	0	3
23	COBB, Eric	1-1	0-0	0-1	0	1	2	2	0	1	0	1	0	8
30	SILVA, Chris	2-5	0-0	8-12	5	4	9	3	12	0	3	2	1	24
Team						4	3	7						
Totals		23-59	9-22	19-24	19	27	46	19	84	15	13	4	9	200

FG % 1st Half: 10-29 34.5% 2nd Half: 13-30 43.3% Game: 23-59 39.0%  
3FG % 1st Half: 4-11 36.4% 2nd Half: 5-11 45.5% Game: 9-22 40.9%  
FT % 1st Half: 16-20 80.0% 2nd Half: 13-22 59.1% Game: 29-42 69.0%

Officials: Olandis Poole, Joe Lindsay, Bart Lennox

Technical fouls: Norfolk State-None. South Carolina-None.

Attendance: 10623

Score by periods	1st	2nd	Total
Norfolk State	34	35	69
South Carolina	40	44	84

Last FG - NSUM 2nd-02:05, SC 2nd-00:39.  
Largest lead - NSUM None, SC by 16 2nd-02:20.  
NSUM led for 00:00. SC led for 37:37. Game was tied for 02:23.

Points	In	Off	2nd	Fast	Bench
NSUM	14	13	13	4	36
SC	24	19	21	10	38

Score tied - 0 times.  
Lead changed - 0 times.

GAME 2 - CAROLINA 84, ORAL ROBERTS66  
NOV. 16, 2015/COLONIAL LIFE ARENA

**COLUMBIA, S.C.** - Headed up by a career night from senior Laimonas Chatkevicius, the South Carolina men's basketball team battered and bruised its way to an 84-66 win over Oral Roberts (1-1) Monday night. Four Gamecocks would score in double figures as the team went inside early and often to take down the Golden Eagles and move to 2-0 this season.

A thorough crashing of the boards would make the difference for the Gamecocks early, as both teams struggled from the field. The home side would gain 10 of their first 14 points on second-chance opportunities through the first 10 minutes of the game and would take a modest lead.

The opposing defenses would continue to be the star attraction of the half, with the Gamecocks' physical man-to-man countered by Oral Roberts' sagging zone. The Eagles went through almost four minutes between its first and second field goals of the game, and over five minutes between the third and fourth field goals made. Carolina would have to wait 13 minutes before being able to keep the ORU zone honest with a 3-pointer, Duane Notice broke through with a make with 7:11 to play.

Oral Roberts scored on seven straight possessions to break out of the slow start and took a 28-21 lead into the final four minutes of the opening half. South Carolina would counter with a run of its own, using 3s from Duane Notice and Sindarius Thornwell to start a 12-2 run over the final three minutes of play. Carolina carried a 33-30 lead into halftime.

Both sides would come out of the break with a revised scheme on offense, and it paid off. The two would make 8-of-14 shots in the first four minutes. Behind their senior guard Obi Emegano, the Eagles would tie the game up at 38-all, but Carolina reeled off a 19-4 run over the next five minutes to take a firm grip on the lead, 57-42.

The game-defining run was fueled by an inside-outside scoring combination of Chatkevicius and Notice; the two scored 15 of the team's first 24 points of the second half. Notice continued to excel in the sixth man role, scoring 18 points for the game, and Chatkevicius was just as effective, albeit from shorter range. The senior forward went for a career-high 27 points for the night, 19 in the final 20 minutes.

The Eagles were unable to recover from the run, due in large part to not being able to find varied options on offense. Emegano would ultimately account for 31 points -- the next-highest scorer for the visitors chipped in just 12 and no other player had more than six. An eight-minute scoring drought for him mid-way through the period would be a factor in Carolina's big run.

**GAME 3 - CAROLINA 76, DEPAUL 61**  
**NOV. 20, 2015/ST. THOMAS, USVI**

**ST THOMAS, USVI** - Behind a career high 23 points from senior forward Mindaugas Kacinas, the South Carolina men's basketball team (3-0) posted a 76-61 victory over DePaul (1-2) in the opening round of the U.S. Virgin Islands Paradise Jam in St. Thomas on Friday night. Kacinas posted his first-career 20-point outing, behind a 10-of-15 effort from the free throw line and a 6-of-13 mark from the floor. The Gamecocks played solid defensively against the Blue Demons, holding DePaul to 36.5 percent from the floor, including 21.4 percent from 3-point range.

South Carolina jumped out to a 9-3 lead on a lay-in from junior guard Sindarius Thornwell and pushed the advantage to 16-9 on a two-handed dunk from classmate Duane Notice. Both teams struggled from the free throw line early, but DePaul clawed back and tied the contest at 16 on a made 3-point bucket and a pair of jumpers in the lane from Rashaun Stimpson.

Kacinas carried the Gamecocks to halftime, scoring seven of the final 17 points, including five from the free throw line. Thornwell added four points during the final stretch and Notice beat the buzzer with a 3 from the corner to give Carolina a nine-point lead at the break, 37-28.

An off-balance tip-in and make from the foul line for Kacinas with 14:32 remaining in the contest saw the Gamecock lead grow to 15 at 49-37. The Blue Demons continued to chip away at the Carolina advantage, however, and pulled to within five on a pair of free throws from Myke Henry at the eight-minute mark.

Thornwell connected on a pair of makes from the line and senior forward Laimonas Chatkevicius and freshman guard PJ Dozier connected on consecutive lay-ups to push the Gamecock lead back to 14 with 6:22 remaining. The Blue Demons would not get closer than 13 the rest of the way, and the Gamecocks secured the 76-61 win.

**GAME 4 - CAROLINA 94, HOFSTRA 84**  
**NOV. 22, 2015/ST. THOMAS, USVI**

**ST THOMAS, USVI** - The South Carolina men's basketball team found itself in a shootout Sunday night, taking on a veteran Hofstra team in the semifinal of the Paradise Jam. The Pride came in fresh off an upset of Florida State and gave the Gamecocks all they could handle, but a season-best performance from the Garnet and Black offense would be too much to account for in a 94-84 win. Carolina (4-0) would see all five of its starters score 12 points or more, and the interior offense was a strong point all night long.

Despite the 10:30 p.m. local time tip, the offenses would be wide-awake early on. The Gamecocks enjoyed a 6-of-10 start overall from the field, but The Pride (3-1) countered with four 3s in the first five minutes to take a 14-13 lead into the first media timeout. A 13-2 run for Carolina in the ensuing four minutes of action would open the game up to 26-16. Facing a size disadvantage, Hofstra would settle for 3s but would not be able to maintain its hot start. A four-minute scoring drought starting from the 14:27 mark would help dig the early hole.

Hofstra would not go quietly, rediscovering its range to hang in down the stretch in the first half. Guard Juan'ya Green connected on five of his first six 3-point attempts and accounted for 19 of the team's first 32 points through the first 15 minutes of action. His fifth 3 brought the Gamecock lead down to six, 38-32. The lead would get all the way down to two, 41-39, but the Gamecocks scored the final five points of the half to take the 46-39 advantage into the break.

Mindaugas Kacinas would stay keyed in offensively, scoring 14 points in the first half to lead Carolina. Green would finish with 22 points for Hofstra. The Pride bombed in 18 3-point attempts in the first 20 minutes, hitting on eight. That long-distance commitment would hurt them inside, as the Gamecocks enjoyed a plus-10 rebounding margin and a 20-6 advantage in points in the paint.

During the halftime break, the lights in the UVI Sports & Fitness Center would malfunction due to a power surge, but the referees determined enough light was on the court to resume the game. Neither team would seem to mind, connecting on three shots apiece in the first three minutes of action. A pair of 3s from Ameen Tankley would keep the first-half narrative alive for Hofstra, who attempted just five two-point field goals in the first eight minutes of the second half.

Hofstra would hit its sixth 3 of the first nine minutes of action to take just its second lead of the game at 65-64. The Pride would start 6-of-9, but a Duane Notice 3 would give Carolina the lead back. Despite the shower of 3s, Carolina weathered the storm with an efficient offense that saw contributions from all over the lineup. PJ Dozier would have his best game yet as a Gamecock, scoring seven of his season-best 12 points in the second half, including a perfect 3-3 from the field in the half. The freshman added nine rebounds as well.

A 3 from Brian Bernardi cut Carolina's lead to 74-72 with seven minutes to play, but a 3 from Dozier and back-to-back scoring possessions from Chris Silva would help the Gamecocks extend back out to an 83-72 lead. It would ultimately be a 12-0 run for Carolina, as Hofstra would go 4-22 without a point to see its upset attempt wilt down the stretch. The Pride would kick up the pressure in the final two minutes of regulation, but a pair of dunks from Michael Carrera out of press-breaks would keep the game well out of reach.

**GAME 5 - CAROLINA 83, TULSA 75**  
**NOV. 23, 2015/ST. THOMAS USVI**

**ST THOMAS, USVI** - The South Carolina men's basketball team will be coming home with a new addition to the trophy case Tuesday, after winning the 2015 Paradise Jam in convincing fashion Monday with a 83-75 win over Tulsa (4-1). Five Gamecocks would reach double figures, and a fast start would play a big role in moving the team's record now to 5-0. Sindarius Thornwell was named the tournament's MVP, and Mindaugas Kacinas would join him as an All-Tournament honoree.

The offense showed no hangover from a semifinal game the night before that featured 178 combined points. The Gamecocks started the game out on a 12-2 run in the first three minutes of play, punctuated by a 3 from Sindarius Thornwell. Tulsa cut the lead to 12-8, but Carolina went off again with another 17-4 run from there to go up 29-12 through the first 12 minutes of the game. The fast start was thanks in part to an 11-of-16 start from the field for Carolina, including all four 3-point attempts.

A veteran Tulsa team would not panic, though, and were able to chip away and got the deficit back down to single digits by the half-time break, 38-29. The Gamecock defense forced eight turnovers in the period and held the Golden Hurricanes to 31 percent from the field (9-of-29). Mindaugas Kacinas and Michael Carrera each had six points and five rebounds, Laimonas Chatkevicius led the team with nine points.

The Gamecocks hit their first four shots coming out of the half-time break and extended the lead back up to 14, 48-34, just three minutes into the half. Tulsa came back strong with a 14-4 run in less than four minutes to set a more tense tone that would carry through the remainder of the game. Tulsa's Shaquille Harrison was the comeback catalyst, scoring 15 of his team-high 20 points in the second half, and the Hurricanes would keep hanging around down the final ten minutes of action. Carolina was able to push the lead back up to ten on three different occasions, but could never pull away like it had in the first half.

After a pair of free throws from Chatkevicius pushed the lead up to 76-66 with three minutes to go, Tulsa would make its final push. James Woodard converted a three-point play with 2:30 to go to make it 76-69, then hit a pair of free throws with 34 seconds to bring it to five, 80-75. That would ultimately be the Hurricane's final points, as the Gamecocks made 3-of-4 free throws after Tulsa fails to stop the clock, leading to the 83-75 final.

**GAME 3**



Official Basketball Box Score - Game Totals - Final Statistics  
**DePaul vs South Carolina**  
11/20/15 7:10 p.m.AST at St. Thomas, U.S. Virgin Islands

**DePaul 61 • 1-2**

#	Player	Total		3-Ptr		Rebounds		PF	TP	A	T	Bk	Stl	Min					
		FG	FGA	FG	FGA	FT	FTA												
03	STIMAGE, Rashaun	f	2-4	0-0	0-0	0	1	1	4	4	0	0	1	15					
04	HENRY, Myke	f	2-6	0-1	2-2	3	2	5	4	6	0	4	1	20					
07	HAMILTON IV, Tommy	c	1-6	0-2	1-4	1	5	6	0	3	0	2	0	23					
08	GARRETT, Billy	g	2-6	0-2	7-7	0	2	3	11	4	2	0	0	29					
11	CALIN, Eli	g	2-10	0-1	1-2	3	3	6	2	5	1	1	0	17					
00	CURRINGTON, RJ	g	1-1	0-0	0-1	0	0	0	2	2	0	0	0	3					
01	WOOD, Derrick	g	5-11	1-4	3-4	0	2	2	4	14	0	1	0	25					
10	MOLINARI, David	g	0-0	0-0	0-0	0	0	0	0	0	0	0	0	1					
12	PHILLIPS, Develle	g	0-0	0-0	0-2	0	0	0	0	0	0	0	0	2					
13	DOLINS, Cory	g	0-0	0-0	0-0	0	0	0	0	0	0	0	0	1					
15	SIMPSON, Aaron	g	2-6	2-4	0-0	1	2	3	1	6	4	2	0	24					
23	GAZI, Erten	g	1-1	0-0	2-2	0	1	1	1	4	0	2	0	9					
25	BARRY, Umar	g	0-0	0-0	0-0	0	0	0	0	0	0	0	0	2					
30	RYCKBOSCH, Peter	g	1-1	0-0	3-5	2	2	4	2	5	0	1	0	20					
31	HANEL, Joe	g	0-0	0-0	1-2	0	0	0	1	4	0	0	0	9					
	Team					0	3	3											
Totals			19-52	3-14	20-31	10	23	33	27	61	9	15	2	400					
FG % 1st Half: 9-23 39.1%		2nd half: 10-29 34.5%		Game: 19-52 36.5%		DePaul Rebounds		3FG % 1st Half: 2-9 22.2%		2nd Half: 1-5 20.0%		Game: 3-14 21.4%		FT % 1st Half: 8-12 66.7%		2nd Half: 12-19 63.2%		Game: 20-31 64.5%	

**South Carolina 76 • 3-0**

#	Player		Total		3-Ptr		Rebounds				PF	TP	A	T	Bk	Stl	Min	
			FG	FGA	FG	FGA	FT	FTA	Off	Def								
14	CHATKEVICIUS, L	f	3-11	0-1	1-2	3	2	5	3	7	0	1	1	0	23			
24	CARRERA, Michael	f	2-3	1-1	2-2	2	5	7	3	7	0	1	0	0	27			
25	KACINAS, Mindaugas	f	6-13	1-5	10-15	4	1	5	2	23	1	1	2	0	33			
00	THORNWELL, Sindarius	g	4-10	0-1	2-3	3	7	10	3	10	3	0	2	0	31			
15	DOZIER, PJ	g	3-6	0-0	1-2	1	1	2	2	7	0	2	0	2	14			
01	STROMAN, Marcus	g	2-6	1-3	2-2	0	3	3	2	7	0	1	0	0	18			
02	DOBY, Raymond	g	0-0	0-0	0-0	0	0	0	3	0	1	0	0	0	1			
04	GREGORY, Jamall	g	0-0	0-0	0-0	0	0	0	0	0	0	0	0	0	1			
10	NOTICE, Duane	g	3-8	2-2	3-4	1	1	2	2	11	3	1	0	0	23			
20	MCKIE, Justin	g	0-0	0-0	0-0	0	1	1	0	0	0	0	0	0	8			
23	COBB, Eric	g	0-0	0-0	0-0	0	3	3	0	0	0	0	0	0	11			
30	SILVA, Chris	g	1-3	0-0	2-4	0	2	2	4	4	0	1	1	0	10			
Team							2		1									
Totals			24-60		5-13		23-34		16		27		43		27		76	
FG % 1st Half: 12-28			42.9%			2nd Half: 12-32			37.5%			Game: 24-60			40.0%			
3FG % 1st Half: 3-7			42.9%			2nd Half: 2-6			33.3%			Game: 5-13			38.5%			
FT % 1st Half: 10-17			58.8%			2nd Half: 13-17			76.5%			Game: 23-34			67.6%			
															DePaul Rebounds			

Officials: Les Jones, Nathan Farrell, Justin Porterfield  
Technical fouls: DePaul-None. South Carolina-None.  
Attendance: 2002  
2015 Paradise Jam Men's Basketball, Presented by Basketball Travelers

Score by periods	1st	2nd	Total
DePaul	28	33	61
South Carolina	37	39	76

Last FG - DePaul 2nd-00:44, SC 2nd-04:07.  
Largest lead - DePaul, SC by 16 2nd-11:19.  
DePaul led for 00:00. SC led for 38:50. Game was tied for 01:10.

Score tied - 2 times.  
Lead changed - 0 times.

**GAME 4**



Official Basketball Box Score - Game Totals - Final Statistics  
**Hofstra vs South Carolina**  
11/22/15 10:30p.m.AST at St. Thomas, U.S. Virgin Islands

**Hofstra 84 • 3-1**

#	Player	Total		3-Ptr		Rebounds		PF	TP	A	T	Bk	Stl	Min					
		FG	FGA	FG	FGA	FT	FTA												
02	TANKLEY, Ameen	f	7-13	4-7	0-2	0	3	3	3	18	3	1	1	32					
11	GUSTYS, Rokas	f	0-1	0-0	2-4	2	4	6	3	2	0	0	0	25					
12	KOON, Denton	f	3-7	1-2	0-0	1	2	3	4	7	4	0	0	23					
01	GREEN, Juan'ya	g	7-15	6-13	8-10	0	2	2	3	28	7	5	0	39					
04	BERNARDI, Brian	g	5-7	4-6	0-0	0	2	2	0	14	1	2	0	35					
00	NICHOLS, Malik	g	1-5	1-3	0-0	0	1	1	5	3	0	2	0	12					
03	WRIGHT-FOREMAN, J.	g	2-3	0-1	0-0	0	2	2	1	4	0	0	1	9					
04	BUJE, Desure	g	3-4	1-2	1-1	0	0	0	2	8	1	3	0	13					
44	WALKER, Andre	g	0-0	0-0	0-0	0	0	0	0	0	0	0	0	2					
	Team					3	1	4											
Totals			28-55	17-34	11-17	6	17	23	21	84	16	14	2	200					
FG % 1st Half: 13-30 43.3%		2nd half: 15-25 60.0%		Game: 28-55 50.9%		DePaul Rebounds		3FG % 1st Half: 8-18 44.4%		2nd Half: 9-16 56.3%		Game: 17-34 50.0%		FT % 1st Half: 5-10 50.0%		2nd Half: 6-7 85.7%		Game: 11-17 64.7%	
														Deadball Rebounds	2.1				

**South Carolina 94 • 4-0**

#	Player		Total		3-Ptr		Reb		PF	TP	A	T	Bk	Stl	Min					
			FG	FGA	FG	FGA	FT	FTA												
14	CHATKEVICIUS, L	f	8-14	0-0	1-3	2	5	1	17	1	0	3	0	28						
24	CARRERA, Michael	f	7-11	2-2	1-2	1	3	4	3	17	1	2	0	27						
25	KACINAS, Mindaugas	f	9-10	0-1	0-1	2	3	5	3	18	1	2	0	31						
00	THORNWELL, Sindarius	g	4-8	0-2	6-8	1	8	9	1	14	6	0	0	33						
15	DOZIER, PJ	g	5-10	2-2	0-1	4	5	9	3	12	2	3	0	26						
01	STROMAN, Marcus	g	0-1	0-0	0-0	1	0	1	4	0	2	0	0	15						
10	NOTICE, Duane	g	2-7	1-2	2-2	1	0	1	0	7	3	0	0	15						
23	COBB, Eric	g	1-2	0-0	0-0	0	0	0	1	2	0	0	0	4						
30	SILVA, Chris	g	1-5	0-0	5-6	3	0	3	2	7	0	2	0	11						
	Team					2	2	4			1									
Totals			37-68	5-9	15-23	18	23	41	18	94	16	9	5	400						
FG % 1st Half: 18-38 47.4%			2nd half: 19-30 63.3%			Game: 37-68 54.4%			DePaul Rebounds			3FG % 1st Half: 2-5 40.0%			2nd half: 3-4 75.0%			Game: 5-9 55.6%		
FT % 1st Half: 8-15 53.3%			2nd half: 7-8 87.5%			Game: 15-23 65.2%			FT % 1st Half: 8-15 53.3%			2nd half: 7-8 87.5%			Game: 15-23 65.2%			FT % 1st Half: 8-15 53.3%		

Officials: Bryan Kersey, Justin Porterfield, Nathan Ferrell  
Technical fouls: Hofstra-None. South Carolina-None.  
Attendance: 1715  
2015 Paradise Jam Men's Basketball Tournament.  
Presented by Basketball Travelers

Score by periods	1st	2nd	Total
Hofstra	39	45	84
South Carolina	46	48	94

Last FG - Hofstra



GAME 6 - CAROLINA 92, LIPSCOMB 76  
NOV. 27, 2015/COLONIAL LIFE ARENA

**COLUMBIA, S.C.** - South Carolina's men's basketball team would run its record to 6-0 Friday afternoon in its return to the Colonial Life Arena, pulling away from Lipscomb (3-5) by a score of 92-76. The Gamecocks could seemingly not miss from inside, and received double-digit scoring efforts from six different players.

Lipscomb entered the day with one of the most 3-point-reliant offenses in the country, and it would lean on that strength throughout the first half, ultimately making six in the first half. South Carolina would do what it does best too -- get the ball inside and take advantage of a deep post rotation. The Gamecocks would score 34 points in the paint in the first half, with Mindaugas Kacinas (nine points) and Laimonas Chatkevicius (six points) converting 7-of-8 field goal attempts combined.

The game would be tied at 19-all through the first eight minutes of action, but the Gamecocks were able to get some breathing room behind a 7-0 run in just 36 seconds. A technical foul on the Bisons would be sandwiched by a missed shot and a turnover to enable the run. Carolina would enjoy a two-possession lead for the final 11 minutes of the half, ending on a 6-0 run to take its largest lead of the day before halftime, 51-40.

With the two offenses making 50 percent of their field goals in the half, it would be Carolina's defense that would provide the difference. Turnovers forced by the backcourt players would lead to easy baskets in transition; four different Gamecock guards recorded two steals apiece in the first half and Lipscomb would ultimately turn the ball over 15 times in the 20-minute period. Those turnovers would directly lead to 16 points, 12 coming out of the fast break.

The Bisons made their first four field goals out of the intermission, and after a three-point play from Eli Pepper the visitors would cut the deficit to 62-57. The Gamecocks would hit the gas pedal again to keep a comfortable pace, taking a 9-0 run in the following three minutes to take their biggest lead so far. Lipscomb missed nine straight shots during Carolina's run, and finished the game 9-of-36 from the field after 4-of-4 start.

A pass-first mentality continued to serve the Gamecocks in the second half, the team recorded assists on nine of the first ten field goals made after a first half where 14 of 23 field goals came with assists as well. Carolina's lead would grow as large as 20 with five minutes to go, with a barrage from all over the court offensively. Six different players would score in double figures for the Gamecocks on the afternoon, led again by Chatkevicius (with 17). Lipscomb went scoreless for the final three minutes of regulation and finished the half shooting 32.5 percent compared to Carolina's 53.8.

GAME 7 - CAROLINA 76, WESTERN CAROLINA 53  
NOV. 30, 2015/COLONIAL LIFE ARENA

**COLUMBIA, S.C.** - The South Carolina men's basketball team used a tough interior defense to locked down its most emphatic win of the 2015-16 season Monday night, beating Western Carolina (2-4) 76-53. Mindaugas Kacinas went for a double-double to help the Gamecocks move to 7-0 for the season despite a slow start, they are now one win off matching their best start in 12 years.

The Gamecocks committed six turnovers in just over a three-minute stretch to open the game, limiting them to just six points total through the first six minutes of the opening half. Three of Western Carolina's first four field goals made came from 3-point range, and the visitors took a 13-12 lead into the under-12 media timeout. Carolina would ultimately turn the ball over 14 times in the first half, but allowed WCU to score just six points off them.

Western Carolina would extend its lead out to five, 20-15, but the Gamecocks stole back some valuable momentum before the under-eight timeout thanks to a 3 from Michael Carrera and a lay-in from Eric Cobb to tie it back up at 20-all. In all, the Catamounts committed turnovers on four straight possessions after taking their five-point lead, letting the Gamecocks quickly tie the game back up.

That 5-0 spurt before the timeout would stretch way out to 19-0 over seven minutes, but it would be a slow build as the Gamecocks hit just 5-of-14 field goals in the run. Much of the damage would be done at the free throw line, where Carolina made seven. The Catamounts would miss seven straight field goal attempts and committed six turnovers before a 3 from Deriece Parks broke the ice. Carrera would be a bright spot offensively for Carolina, scoring all nine of his first-half points in this span.

The Gamecocks carried a 37-28 lead into halftime, holding Western Carolina to 29 percent from the floor. Most of the damage from the visitors would be from beyond the arc, as they would make six 3s. On two-point field goals alone, WCU made just 3-of-15 attempts in the first half.

In keeping with a blueprint that has worked throughout the first month of the season, a bruising interior defense coupled with an efficient offense through the paint would help South Carolina run away and hide from any threatening second-half runs by Western Carolina. The Gamecocks would commit just two turnovers through the first 15 minutes of the second half, while forcing seven from the opposition.

A big reason for the Gamecocks pulling away in the final 20 minutes would be their effectiveness in converting turnovers into points. Despite forcing 10 turnovers in the first half, Carolina scored just four points off the extra possessions. In the second half, 10 more turnovers from WCU would be used to score 14 points.

Offensively, seven different players would record a field goal in the second half. Kacinas paced the team with nine second-half points to finish with a game-high 20; the reigning SEC Player of the Week chipped in ten rebounds as well for his second double-double of the season. The team was able to work in all seven of its newcomers in the final five minutes, with Jamall Gregory recording his first points and John Ragin his first minutes as Gamecocks. The Catamounts would be held in check from inside the arc again in the second half, converting just 5-of-20 two-point attempts. Joining Kacinas in double figures for the night were Carrera (16) and Sindarius Thornwell (10).

GAME 8 - CAROLINA 81, USF 63  
DEC 5, 2015/COLONIAL LIFE ARENA

**COLUMBIA, S.C.** - The South Carolina men's basketball program matched its best start in 12 years thanks to a dominant first-half effort Saturday afternoon against South Florida (2-7). The Gamecocks won 81-63 behind a season-high 19 points from Michael Carrera, surviving a bumpy second half to move to 8-0 this season.

Despite matching up with perhaps their most physical opponent of the season to date, the Gamecocks went to their bread and butter early, slashing to the basket to take a 16-2 lead just five minutes into the game, forcing a timeout. Of those 16 points, 12 would come in the paint and six came off the fast break. South Carolina shot 78 percent to USF's 14, and had a 7-1 advantage in rebounds leading up to the USF timeout.

Carolina would not relent after the timeout, extending the run all the way out to 24-2 before USF broke a seven-minute scoring drought with a basket at the 12:03 mark of the first half. The Bulls made a switch to a 2-3 zone defense and would find more success at slowing down the drives, but would not find as easy of a solution on offense and didn't reach double digits until the 8:45 mark.

On the back of an 8-0 run to end the first half, the Gamecocks went into the break with their largest lead of the afternoon at 53-22. Carolina would see three different players reach double figures in scoring, led by 13 from Sindarius Thornwell. As a team, the Garnet and Black shot 61 percent from the field (20-33) and scored 19 points off 12 USF turnovers.

The lead would expand to 36, 61-25, but the Bulls would respond with a 17-2 run over the next four minutes thanks to a 1-of-7 field goal slump from Carolina. The key for USF would be rebounding, as it enjoyed a 20-7 margin on the boards that allowed it to out-score Carolina by 13 points through the first 12 minutes of the second half.

The first-half domination by the Gamecocks would be too much to recover from for USF, despite a complete turnaround of fortunes. The Bulls could get no closer than 13, with the Gamecocks leaning on nine second-half points from Carrera to hold down the fort. The defense held USF without a field goal for the final 4:09 of the game to secure the team's fourth straight win by 15 points or more.

GAME 6



Official Basketball Box Score - Game Totals - Final Statistics  
**Lipscomb vs South Carolina**  
11/27/15 2 p.m. ET at Columbia, S.C. (Colonial Life Arena)

Lipscomb 76 • 3-5

#	Player	Total		3-Ptr		Rebounds		PF	TP	A	TO	Bk	Stl	Min
		FG	FGA	FG	FGA	FT	FTA							
22	PEPPER, ELI	f	3-4	0-0	1-3	1	4	5	4	7	3	2	0	19
33	WISHON, DAVID	c	1-1	0-0	0-0	0	0	0	4	2	0	1	1	24
02	WILLIAMS, JOSH	g	8-14	5-7	0-0	3	0	3	21	0	4	0	1	22
04	MORAN, NATHAN	g	4-11	2-8	2-2	0	3	3	2	12	8	4	0	16
12	HAMPTON, JC	g	0-7	0-4	1-3	1	1	2	1	1	4	4	0	1
01	MILLER, CAM	g	2-3	1-1	3-4	0	0	0	1	8	1	0	1	16
11	DUALALL, ASA	g	0-1	0-0	0-0	0	0	0	0	0	1	0	0	5
14	MATHEWS, GARRISON	g	3-11	3-7	0-0	0	1	1	9	1	0	0	2	20
21	SMITH, CHARLES	g	0-7	0-0	0-0	0	0	0	0	0	0	0	0	2
32	KORN, AARON	g	2-5	0-2	0-0	1	4	5	2	4	0	0	0	15
30	WISHON, BRETT	g	3-8	2-6	2-2	1	4	5	1	10	0	2	1	25
55	BRAMMEIER, GEORGE	g	1-2	0-0	0-0	0	1	1	5	2	1	0	0	7
Team														
Totals		27-68		13-35		9-14		10		19		24		76

FG % 1st Half: 14-28 50.0% 2nd Half: 13-40 32.5% Game: 27-68 39.7%  
3FG % 1st Half: 6-11 54.5% 2nd Half: 7-24 29.2% Game: 13-35 33.1%  
FT % 1st Half: 6-9 66.7% 2nd Half: 3-5 60.0% Game: 9-14 64.3%

South Carolina 92 • 6-0

#	Player	Total		3-Ptr		Rebounds		PF	TP	A	TO	Bk	Stl	Min
		FG	FGA	FG	FGA	FT	FTA							
14	CHATKEVICIUS, L.	f	7-7	0-0	3-3	1	2	3	3	17	1	2	1	24
24	CARRERA, Michael	f	4-6	2-3	3-3	1	3	4	13	1	3	1	3	21
25	KACINAS, Mindaugas	f	7-10	0-1	1-2	2	4	6	2	15	0	1	1	30
00	THORNWELL, Sindarius	g	0-5	0-3	2-4	0	5	5	2	6	4	0	2	30
15	DOZIER, PJ	g	5-11	1-3	0-2	2	4	6	2	11	5	4	1	23
02	DOBY, Raymond	g	0-1	0-0	0-0	0	1	1	0	0	0	0	0	2
04	GREGORY, Jamall	g	0-0	0-0	0-0	0	0	0	0	0	0	0	0	2
05	BLANTON, TeMarcus	g	0-0	0-0	0-0	0	0	0	1	0	1	0	0	5
10	NOTTICE, Duane	g	5-16	2-6	4-5	2	3	5	2	16	5	0	1	34
20	MCKIE, Justin	g	3-6	0-3	0-0	0	1	1	2	6	5	0	0	19
23	COBB, Eric	g	0-0	0-0	0-0	0	1	1	0	0	0	0	0	2
30	SILVA, Chris	g	3-4	0-0	6-8	2	5	7	1	12	1	2	2	18
Team														
Totals		34-66		5-19		19-27		12		31		43		92

FG % 1st Half: 20-40 50.0% 2nd Half: 14-26 53.8% Game: 34-66 51.5%  
3FG % 1st Half: 3-12 25.0% 2nd Half: 2-7 28.6% Game: 5-19 26.3%  
FT % 1st Half: 8-13 61.5% 2nd Half: 11-14 78.6% Game: 19-27 70.4%

Officials: Lee Cassell, Tony Henderson, Glenn Tullt  
Technical fouls: Lipscomb-WILLIAMS, JOSH. South Carolina-None.  
Attendance: 8793

Score by periods	1st	2nd	Total
Lipscomb	40	36	76
South Carolina	51	41	92

Last FG - LIP 2nd-02:57, SC 2nd-02:05.  
Largest lead - LIP by 3 1st-15:53, SC by 20 2nd-05:09.  
LIP led for 04:10. SC led for 34:22. Game was tied for 01:28.

Score tied - 2 times.  
Lead changed - 10 times.

GAME 7



Official Basketball Box Score - Game Totals - Final Statistics  
**Western Carolina vs South Carolina**  
11/30/15 7 p.m. ET at Columbia, S.C. (Colonial Life Arena)

Western Carolina 53 • 2-4

#	Player	Total		3-Ptr		Rebounds		PF	TP	A	TO	Bk	Stl	Min
		FG	FGA	FG	FGA	FT	FTA							
04	Torrien Brummitt	f	3-10	1-2	0-0	1	5	6	4	7	0	6	1	0
23	Justin Browning	f	2-6	1-1	0-0	1	3	4	4	5	0	4	1	28
02	Mike Brown	g	2-12	2-5	4-4	3	4	7	2	10	0	4	1	29
03	Rhett Harrison	g	5-13	4-10	0-0	0	3	3	1	14	2	1	0	30
11	Higboubacer Mutombo	g	0-2	0-1	0-0	0	0	0	1	0	2	0	0	15
01	Eliah Pughley	g	2-8	1-5	0-0	1	3	4	5	4	2	0	1	16
05	Devlin Petersen	g	0-0	0-0	0-0	0	1	1	0	1	1	0	0	11
12	Marc Gosselin	g	1-3	0-1	0-0	1	2	3	0	2	1	0	0	18
13	Deriece Parks	g	2-7	1-5	0-0	0	0	0	1	5	1	1	0	14
22	Jesse Deloach	g	0-2	0-0	0-0	2	1	3	0	0	0	0	0	5
24	Ashley Williams	g	2-4	1-2	0-0	1	1	2	0	5	0	1	0	5
Team														
Totals		19-67		11-32		4-4		12		24		36		100

FG % 1st Half: 9-31 29.0% 2nd Half: 10-36 27.8% Game: 19-67 28.4%  
3FG % 1st Half: 6-16 37.5% 2nd Half: 5-16 31.3% Game: 11-32 34.4%  
FT % 1st Half: 4-4 100.0 2nd Half: 0-0 0.0% Game: 4-4 100.0

South Carolina 76 • 7-0

#	Player		Total		3-Ptr		Rebounds						PF	TP	A	TO	Bk	Stl	Min
			FG	FGA	FG	FGA	FT	FTA	Off	Def	TP	PF							
14	CHATKEVICIUS, L.	f	3-7	0-0	1	4	5	2	6	1	2	1	0	21					
4	CARRERA, Michael	f	4-7	3-4	5-5	0	2	2	1	16	2	2	2	26					
25	KACINAS, Mindaugas	f	8-11	2-2	2-2	5	6	11	1	20	0	0	1	26					
00	THORNWELL, Sindarius	g	3-12	2-6	2-2	2	6	8	0	10	3	3	0	25					
15	DOZIER, PJ	g	0-3	0-1	0-0	1	2	3	0	0	2	0	0	12					
01	STROMAN, Marcus	g	0-2	0-0	1-2	0	3	3	0	1	3	3	1	4					
02	DOBY, Raymond	g	0-0	0-0	0-0	0	0	0	0	0	0	0	1	4					
04	GREGORY, Jamall	g	1-2	0-0	0-0	1	1	2	0	2	0	0	0	7					
05	BLANTON, TeMarcus	g	0-2	0-0	0-0	0	0	0	0	1	0	0	0	1					
10	NOTTICE, Duane	g	0-4	0-0	0-0	0	0	2	7	0	2	0	0	12					
20	MCKIE, Justin	g	0-3	0-1	1-2	0	0	0	1	1	4	0	0	10					
21	RAGIN, John	g	0-1	0-0	0-0	0	1	1	0	0	0	0	0	2					
23	COBB, Eric	g	2-4	0-0	0-2	1	0	1	0	4	0	1	0	10					
30	SILVA, Chris	g	2-3	0-0	5-10	4	7	11	2	9	0	1	2	0	15				
31	HOLLIMAN, Jarrell	g	0-0	0-0	0-0	0	0	0	0	0	0	1	0	2					
Totals			26-63	8-18	16-25	12	36	51	12	76	14	19	7	10					

**GAME 9 - CAROLINA 79, DREXEL 54**  
**DEC. 15, 2015/COLONIAL LIFE ARENA**

**COLUMBIA, S.C.** - The South Carolina men's basketball team is 9-0 for the first time in 44 years, after a big second half carried it to a 79-54 win over Drexel (1-7) Tuesday night. Freshman PJ Dozier led the team with 16 points, and the team poured in 47 second-half points to put away a game that was tight throughout the first half.

The Gamecocks' 6-2 lead to start the game was soon slowed by fouls and turnovers, most notably two offensive fouls on Laimonas Chatkevicius in just three minutes of action. The Dragons took over a 9-6 lead after four minutes of action after using a 7-0 run in a span of just under two minutes and would carry the lead for most of the next 10 minutes of play. The lead was helped in large part by a 3-of-3 start from 3-point range and a 50 percent field goal percentage in the first nine minutes of play.

Chris Silva helped keep the fans at Colonial Life Arena excited, first with a big block to deny a fast-break dunk, then later with a dunk of his own to cut the deficit to 17-15. Drexel would build its largest lead at 21-15, but Carolina earned the lead back down the stretch thanks to a lockdown at both ends of the court.

Immediately after going down by six, the Gamecocks went on an 11-0 run in the next three minutes to flip the scoreboard with a 26-21 advantage. It was punctuated by a 3-pointer from Chatkevicius, forcing Drexel into a timeout with 5:18 to go. For those remaining five minutes, the two teams combined for just a 3-of-13 effort from the floor and the Gamecocks were able to hold on for a 32-28 lead at halftime.

After a 6-of-12 start from the field, Drexel converted just 3-of-14 (21 percent) the rest of the way but still hit four 3s to keep within striking distance. Most of Carolina's damage would be done at the line, the Gamecocks attempted just two fewer free throws than field goals in the first half, thanks in large part to 14 fouls called on the Dragons. PJ Dozier alone would convert 9-of-13 at the charity stripe to lead the team in scoring at 13.

The Gamecocks scored nine points in the final 5:18 of the 1st half, but needed just the first 63 seconds of the second half to score another nine and take control of the game. Extra passes on the team's first two possessions led to wide-open 3s from Mindaugas Kacinas and Sindarius Thornwell, and Dozier converted a three-point play on the very next possession to force a timeout.

Faced with its largest deficit of the game at 43-28, Drexel continued a cold streak that plagued it in the final 10 minutes of the first half. The visitors went without a made field goal for the first five minutes of the second half, missing on its first 10 attempts and also coming up empty on three free throw tries.

The Dragons would get on the board with a basket at the 14:40 mark, but foul trouble up and down the lineup kept them from putting out a consistent rotation on the floor. Despite facing a Drexel full-court press for most of the half, the Gamecocks seemed to be unfazed and passed their way to a number of easy transition baskets and soon found themselves ahead by 20, 61-41, with eight minutes still to play.

The lead would peak at 25 on the game's final basket, a TeMarcus Blanton 3-pointer. All told, the Gamecocks shot 67 percent in the second half and spread the wealth on offense. Seven different players would score five points or more, led by six apiece from Blanton, Chatkevicius and Thornwell.

**GAME 9**



Official Basketball Box Score - Game Totals - Final Statistics  
**Drexel vs South Carolina**  
12/15/15 7 p.m. ET at Columbia, S.C. (Colonial Life Arena)

**Drexel 54 • 1-7**

#	Player	Total		3-Ptr		Rebounds		PF	TP	A	T	Blk	Stl	Min
		FG	FGA	FT	FTA	Off	Def							
24	Williams, Rodney	f	0-0	0-0	0	0	0	0	0	0	0	0	0	3
3	Albif, Kazembe	f	4-7	1-1	0-0	1	3	4	2	9	0	1	1	23
11	Allen, Tavon	g	2-18	2-7	4-7	0	1	1	4	18	4	5	0	38
11	Allen, Terrrell	g	6-23	0-0	0-0	0	1	1	5	4	3	3	0	19
13	London, Rashann	g	1-4	1-3	1-2	0	0	0	3	4	1	1	0	1
02	Mojica, Sammy	g	5-12	3-6	0-0	2	2	1	13	2	2	0	1	34
05	Williams, Austin	g	0-3	0-0	1-2	2	4	6	3	1	0	1	0	11
15	Bah, Mohamed	g	1-3	0-0	2-6	1	2	3	4	0	0	1	0	16
35	Cartwright, Andrew	g	0-0	0-0	1-0	0	0	0	0	0	0	0	0	3
25	Myles, Tyshawn	g	0-5	0-0	1-2	1	2	3	5	1	1	0	0	1
Team		1		1		2								
Totals		19-55		7-17		9-19		6		12		28		54

FG % 1st Half: 9-26 34.6% 2nd Half: 10-29 34.5% Game: 19-55 34.5%  
3FG % 1st Half: 4-8 50.0% 2nd Half: 3-9 33.3% Game: 7-17 41.2%  
FT % 1st Half: 6-10 60.0% 2nd Half: 3-9 33.3% Game: 9-19 47.4%

**South Carolina 79 • 9-0**

#	Player	Total		3-Ptr		Rebounds		PF	TP	A	T	Blk	Stl	Min
		FG	FGA	FT	FTA	Off	Def							
14	CHATKEVICIUS, L.	f	4-5	1-2	0-1	1	2	3	3	9	1	3	3	0
24	CARRERA, Michael	f	4-6	0-0	2-3	0	3	3	4	10	0	2	1	21
25	KACINAS, Mindaugas	f	2-2	1-1	0-1	0	2	2	3	5	0	1	0	11
00	THORNWELL, Sindarius	g	4-8	2-3	3-4	1	3	4	1	13	5	1	0	1
15	DOZIER, PJ	g	3-6	0-0	10-16	0	4	4	0	16	3	1	0	24
01	STROMAN, Marcus	g	0-1	0-0	2-4	1	4	5	1	2	2	2	1	0
02	DOBY, Raymond	g	0-0	0-0	0-0	0	0	0	0	0	0	1	0	3
04	GREGORY, Jamall	g	0-0	0-0	1-2	0	0	0	0	1	1	0	0	1
05	BLANTON, TeMarcus	g	2-2	2-2	0-0	1	1	0	6	0	0	0	0	3
10	NOTICE, Duane	g	2-6	0-3	1-2	1	1	2	0	5	2	0	1	19
20	MCKIE, Justin	g	1-4	0-1	1-2	1	0	1	2	3	1	0	0	11
23	COBB, Eric	g	0-1	0-0	0-0	0	4	4	2	0	1	1	0	12
30	SILVA, Chris	g	3-5	0-0	3-4	2	5	7	3	9	1	3	2	30
Team		1		4		5								
Totals		25-46		6-12		23-39		8		33		41		79

FG % 1st Half: 9-22 40.9% 2nd Half: 16-24 66.7% Game: 25-46 54.3%  
3FG % 1st Half: 1-5 20.0% 2nd Half: 5-7 71.4% Game: 6-12 50.0%  
FT % 1st Half: 13-20 65.0% 2nd Half: 10-19 52.6% Game: 23-39 59.0%

Officials: Lee Cassell, Jamie Luckie, James Breeding  
Technical fouls: Drexel-None, South Carolina-None.  
Attendance: 8481

Score by periods	1st	2nd	Total
Drexel	28	26	54
South Carolina	32	47	79

Points	In	Off	2nd	Fast
DREXEL	12	2	3	0
SC	34	18	9	10

Bench	Score tied - 1 time.
	Lead changed - 4 times.

Last FG - DREXEL 2nd-01:03, SC 2nd-00:32.  
Largest lead - DREXEL by 6 1st-08:23, SC by 25 2nd-00:32.  
DREXEL led for 10:09, SC led for 29:33. Game was tied for 00:18.

**GAME 10 - CAROLINA 65, CLEMSON 59**  
**DEC. 18, 2015/GREENVILLE, S.C.**

**GREENVILLE, S.C.** - It was a game fitting of a historic rivalry, as the Gamecock men's basketball team held off Clemson (7-4) Friday night in their first true road game of the season, 65-59. The win helped Carolina improve to 10-0, its best start since 1933-34, but it would take all 40 minutes for it to be decided.

Early nerves would lead to a slow start for the rivals, a Clemson 6-0 run helped it take a 10-7 lead six minutes in, with the Gamecocks struggling from the field with a 3-of-11 start.

Carolina got its first two-possession lead on the back of a personal 5-0 run by Mindaugas Kacinas, helping plant the seed for what would become a momentum-changing stretch for the visitors. He broke a 14-all tie with a three-point play, then following with a layup on the next possession to make it a 19-14 game with nine minutes to play in the half after the Tigers had gone up 13-9 just three minutes earlier.

A pair of 3-pointers from Michael Carrera extended the total run out to 16-1, forced a Clemson timeout and got the Gamecock-laden crowd at Bon Secours Wellness Arena in an uproar. In total, the Gamecocks would stretch the run out to 24-1 behind eight-straight made field goals, which compounded the Tiger's drought of 12-straight misses.

The highlight of the run would undoubtedly be Sindarius Thornwell's three-point play off a dunk that shook loose the dust from the arena's rafters. The run would last over eight minutes in total and helped Carolina take a 41-25 lead at halftime.

Clemson would hit just 5-of-18 two-point field goals and were out-scored 18-6 in the paint for the half, and the Gamecocks also enjoyed a ten-rebound advantage through the first 20 minutes. Eric Cobb would play big minutes off the bench with Carrera and Chris Silva in foul trouble early; the freshman led the team with four rebounds in the half.

The Tigers came out with comeback on their mind in the second half, and used a 7-0 run to cut into single digits before a 3-pointer from Duane Notice put the score at 48-36 at the first media timeout. Notice's 3s would be key for helping Carolina overcome a Clemson zone that was successfully stagnating the offense for the majority of the second half.

Despite relying heavily on 3-pointers to try and cut into the deficit, it would actually be Clemson's post scorers that made the difference as it continued to lack back into the game. Through the first 14 minutes of the second half, Clemson hit 6-of-8 two-pointers compared to just 4-of-11 on 3s. Baskets on four-straight possessions would get the Tigers within four, 57-53, with six minutes still to play.

Kacinas would snap a three-minute scoring drought for Carolina on a high-low pass from Laimonas Chatkevicius into the heart of the Clemson 2-3 zone, sending the Gamecocks into the final media timeout with a 59-55 lead. That would score held tight for over four minutes, with Carolina still vexed by Clemson's zone, and the Tigers unable to score against the Gamecock's physical man-to-man.

Coming down to the final 90 seconds of regulation, it would be the free throw line that the rivalry game would be decided. Each side missed the front end of a 1-and-1 at the line, but a turnover off an errant pass forced Clemson to foul and put Carrera at line to try and add critical points to the tenuous lead.

The senior swished both attempts, bringing an end to 4:04 minutes without a point from either team and gave Carolina a 61-55 lead with 22 seconds to play. A forced-up 3 by the Tigers would be rebounded by PJ Dozier, who added two more free throws and iced away the game.

**GAME 10**



Official Basketball Box Score - Game Totals - Final Statistics  
**South Carolina vs Clemson**  
12/18/15 7:00 PM at Greenville, S.C. (BSW Arena)

**South Carolina 65 • 10-0**

#	Player	Total		3-Ptr		Rebounds		PF	TP	A	T	Blk	Stl	Min
		FG	FGA	FT	FTA	Off	Def							
14	CHATKEVICIUS, L.	f	1-2	0-0	2-3	0	2	2	3	4	2	4	1	0
24	CARRERA, Michael	f	5-9	2-3	2-2	4	2	6	3	14	1	1	1	0
25	KACINAS, Mindaugas	f	4-10	1-2	1-1	0	4	4	1	10	2	0	0	37
00	THORNWELL, Sindarius	g	2-10	1-6	3-3	3	6	9	2	8	3	2	1	0
15	DOZIER, PJ	g	5-8	1-1	2-3	1	5	6	2	13	1	2	0	1
01	STROMAN, Marcus	g	0-1	0-0	0-0	0	1	1	0	0	2	0	0	1
10	NOTICE, Duane	g	3-10	3-7	1-2	0	2	2	1	10	1	1	0	23
20	MCKIE, Justin	g	1-1	0-0	0-0	1	0	1	0	2	0	0	0	8
23	COBB, Eric	g	2-2	0-0	0-0	2	3	5	2	4	0	1	0	0
30	SILVA, Chris	g	0-0	0-0	0-0	0	1	1	2	0	0	2	0	1
Team		3		2		5								
Totals		23-53		8-19		11-14		14		28		42		65

FG % 1st Half: 15-27 55.6% 2nd Half: 8-26 30.8% Game: 23-53 43.4%  
3FG % 1st Half: 6-10 60.0% 2nd Half: 2-9 22.2% Game: 8-19 42.1%  
FT % 1st Half: 5-7 71.4% 2nd Half: 6-7 85.7% Game: 11-14 78.6%

**Clemson 59 • 7-4**

#	Player	Total		3-Ptr		Rebounds		PF	TP	A	T	Blk	Stl	Min
		FG	FGA	FT	FTA	Off	Def							
05	BLOSSOMGAME, Jaron	f	7-14	0-0	3-4	6	5	11	3	17	0	1	2	1
14	JANTHAM, Dontae	f	6-14	4-9	0-0	1	5	6	3	16	3	1	1	0
50	DIJTTE, Andy	c	1-1	0-0	2-3	2	1	3	3	4	0	0	0	11
12	HOLMES, Sivy	g	2-7	0-3	0-0	1	2	3	4	4	2	5	0	0
20	ROPER, Jordan	g	4-14	2-8	0-0	0	0	0	2	10	5	3	0	0
10	DEVOC, Gabe	g	2-7	2-5	0-0	1	0	1	1	6	0	0	0	0
11	HUDSON, Ty	g	0-0	0-0	0-1	0	0	0	1	0	0	0	0	8
33	SMITH, Josh	g	3-3	0-1	0-0	3	2	5	0	0	0	0	0	0
35	NNOKO, Landry	g	1-3	0-0	0-1	1	2	3	3	2	1	0	5	0
Team		0		2		2								
Totals		23-63		8-26		5-9		15		19		34		200

FG % 1st Half: 9-31 29.0% 2nd Half: 14-32 43.8% Game: 23-63 36.5%  
3FG % 1st Half: 4-13 30.8% 2nd Half: 4-13 30.8% Game: 8-26 30.8%  
FT % 1st Half: 3-6 50.0% 2nd Half: 2-3 66.7% Game: 5-9 55.6%

Officials: Michael Stephens, Patrick Adams, Alfred Smith  
Technical fouls: South Carolina-None, Clemson-None.  
Attendance: 1446

Score by periods	1st	2nd	Total
South Carolina	41	24	65
Clemson	25	34	59

Points	In	Off	2nd	Fast
SC	24	6	11	2
CU	24	12	13	0

Bench	Score tied - 4 times.
	Lead changed - 3 times.

Last FG - SC 2nd-00:07, CU 2nd-00:04.  
SC led for 31:55, CU led for 04:00. Game was tied for 04:05.

**GAME 11 - CAROLINA 75, ST. JOHN'S 61**  
**DEC. 22, 2015/UNCASVILLE, CONN.**

**UNCASVILLE, CT.** - The South Carolina Gamecock men's basketball team ran its season record to 11-0 Tuesday night, defeating St. John's 75-61. The game was played at Mohegan Sun Arena as part of the Naismith Memorial Basketball Hall of Fame Shootout. Led by a season-best performance from Duane Notice, the Gamecocks overcame an early deficit to earn their first win ever against the Red Storm (7-6).



## GAME 12 - CAROLINA 78, FRANCIS MARION 56 DEC. 30, 2015/COLONIAL LIFE ARENA

**COLUMBIA, S.C.** - The South Carolina men's basketball team took the court at Colonial Life Arena for the first time in over two weeks, hosting Francis Marion Wednesday night. The Gamecocks shook off some early rust and ran off to a 78-56 win against the Patriots. Chris Silva led the team with a season-high 13 points and all 15 members of the team would see action in the win. It is Carolina's 12th-straight win, matching its longest win streak since the 1996-97 campaign.

Carolina connected on just one of its first six shots from the floor, but both teams would struggle offensively in the opening eight minutes of action. A 3-pointer from Francis Marion cut South Carolina's lead to just three 12-9, at the 11:15 mark of the first half, but the visitors missed their next seven field goal attempts. The Gamecocks would heat up down the home stretch of the half, scoring 21 of their 38 total points in the final 6:18, shooting 7-of-9 as a team in that span.

Chris Silva and Duane Notice scored 10 points apiece to lead the team, with Silva providing a pair of highlight-reel slam dunks in the process. Eight different players scored for the Gamecocks in the first half. The Patriots finished just 6-of-30 from the field in the half, but were able to force South Carolina into 10 turnovers and recorded seven offensive rebounds to counter a slow half offensively.

The home side pushed the lead up to 25 early on in the second half, 53-28, and held on to a 20-point advantage for the remainder of the game. The lead would allow head coach Frank Martin to look to his talented reserves to get some valuable playing time. Ten players would come off the bench for the team and nine of them scored at least two points. Despite relying almost exclusively on its freshmen, the South Carolina offense put up 40 points in the second half to seal the big win.

## GAME 12



Official Basketball Box Score - Game Totals - Final Statistics  
**Francis Marion vs South Carolina**  
12/30/15 7 p.m. ET at Columbia, S.C. (Colonial Life Arena)

Francis Marion 56 • 7-4

#	Player		Total	3-Ptr		Rebounds		PF	TP	A	TO	Blk	Stl	Min
				FG-FTA	FG-FGA	FT-FTA	Off Def							
20	PARKER, Brandon	f	0-1	0-0	0-0	0	0	1	0	0	0	0	1	9
22	ALEXANDER, Judah	f	2-8	0-0	2-7	6	3	9	4	6	1	2	2	33
34	BRYANT, Alex	f	0-1	0-0	0-0	1	1	3	0	2	1	0	1	10
02	BROWNING, Detrek	g	6-14	2-7	0-2	3	5	8	3	14	2	4	0	35
11	TALKO, Nick	g	2-5	0-2	0-0	0	8	8	1	4	1	3	1	24
03	DAVIS JR., Mike	g	5-13	4-10	3-5	0	1	1	5	17	0	2	0	23
35	FENNER, Alante	g	2-9	0-3	9-10	1	3	4	4	13	1	5	0	22
21	NUAJI, Samson	0-0	0-0	0-0	0-0	0	0	0	1	0	0	0	0	2
24	JEROME, David	0-0	0-0	0-1	3	1	4	5	0	1	0	2	14	
32	HARRIS, Mykel	1-8	0-1	0-0	2	1	3	1	2	0	0	0	0	17
40	JACKSON, Kenneth	0-1	0-0	0-0	1	1	2	1	0	2	0	0	1	11
Team							1	2						
Totals			18-60	6-23	14-25	17	25	42	29	56	7	22	4	100

FG % 1st Half: 6-30 20.0% 2nd half: 12-30 40.0% Game: 18-60 30.0%  
3FG % 1st Half: 1-9 11.1% 2nd half: 5-15 33.3% Game: 6-23 26.1%  
FT % 1st Half: 7-13 53.8% 2nd half: 7-12 58.3% Game: 14-25 56.0%

South Carolina 78 • 12-0

#	Player	Total		3-Ptr		Rebounds		PF	TP	A	TO	Blk	Stl	Min
		FG	FGA	FG	FGA	FT	FTA							
14	CHATKEVICIUS, L.	f	0-1	0-0	0-0	1	2	3	0	1	1	1	0	11
24	CARRERA, Michael	f	2-8	1-5	0-0	0	2	2	5	2	3	0	1	16
25	KACINAS, Mindaugas	f	5-8	1-1	1-2	0	5	5	12	0	2	1	0	24
00	THORNWELL, Sindarius	g	2-5	1-4	2-2	1	2	3	7	4	2	0	2	22
15	DOZIER, PJ	g	3-8	0-4	0-0	0	1	1	3	6	1	2	1	22
01	STROMAN, Marcus	0-0	0-0	2-2	0	2	2	0	2	0	2	0	0	12
02	DOBY, Raymond	2-5	0-0	4-8	3	1	4	0	8	0	0	0	0	7
04	GREGORY, Jamall	2-6	1-4	1-2	1	2	3	1	6	0	0	0	1	14
05	BLANTON, TeMarcus	0-2	0-1	1-2	2	1	3	1	2	0	0	0	0	6
10	NOTICE, Duane	3-9	3-7	1-2	0	0	1	10	1	0	0	2	3	18
20	MCKIE, Justin	1-3	1-1	0-0	0	2	2	1	3	1	0	1	0	9
21	RAGIN, John	1-1	0-0	0-0	0	0	0	0	2	0	0	0	0	2
32	COBB, Eric	1-1	0-0	0-7	4	3	7	0	2	2	2	1	0	16
30	SILVA, Chris	5-7	0-0	3-3	3	3	6	5	13	1	2	3	2	19
1	HOLLIMAN, Jarrell	0-0	0-0	0-0	0	0	0	0	0	0	0	0	0	2
Team														
Totals		27-64	8-27	16-30	18	29	47	18	78	16	16	8	13	200

FG % 1st Half: 14-28 50.0% 2nd half: 13-36 36.1% Game: 27-64 42.2%  
3FG % 1st Half: 3-14 21.4% 2nd half: 5-13 38.5% Game: 8-27 29.6%  
FT % 1st Half: 7-14 50.0% 2nd half: 9-16 56.3% Game: 16-30 53.3%

Officials: Joe Lindsey, Olanis Poole, Lamar Simpson  
Technical fouls: Francis Marion-None. South Carolina-None.  
Attendance: 10401

Score by periods	1st	2nd	Total
Francis Marion	20	36	56
South Carolina	38	40	78

Last FG - FMU 2nd-00:00, SC 2nd-00:12.  
Largest lead - FMU None, SC by 25 12:08.  
FMU led for 00:00. SC led for 39:46. Game was tied for 00:14.

Score tied - 0 times.  
Lead changed - 0 times.

## GAME 13 - CAROLINA 86, MEMPHIS 76 JAN. 2, 2016/COLONIAL LIFE ARENA

**COLUMBIA, S.C.** - The #24/20 South Carolina Gamecocks earned another signature win Saturday night, opening 2016 with a thrilling 86-76 win over Memphis (9-4). Sindarius Thornwell scored a season-high 18 points and Michael Carrera went for his second double-double in the last three games to lead Carolina to 13-0, its longest win streak since 1969-70. In a game that featured 17 ties and 13 different lead changes, senior leadership and depth proved to be the difference for the home side.

The game was emotionally charged from the first minute of action, but it translated into a reckless game that effected both teams. Nine combined fouls were called in the first three minutes of the game, putting a pair of starters on the bench for the Gamecocks with PJ Dozier and Laimonas Chatkevicius. Carolina would hold an early 9-7 lead thanks to a Chris Silva three-point play, but Memphis would soon answer back.

A 7-0 run from the visitors staked them to their largest lead of the night at 14-9 with 13:48 to play. A Duane Notice 3-pointer would soon tie the game back up at 16-11, but Carolina missed some extra opportunities to take a firm advantage and the lead bounced back and forth for the final ten minutes of the half. A 9-0 run for the Gamecocks in the final four minutes would push their lead as high as six, 39-33, but the Tigers tied it up for halftime on a last-second 3 from Ricky Tarrant.

Neither side was able to adjust to the physicality during the run of play, leading to a carousel of shooters at the free throw line all night. In total, the two teams combined for 68 fouls and 99 free throws in the game. Michael Carrera led the team through the first 20 minutes with 12 points and five rebounds, highlighted by a pair of 3s to fire up an already-stoked crowd of 13,035 at Colonial Life Arena. As a team, though, South Carolina shot just 33 percent from the floor.

The offenses remained chilly from the floor as the second half got underway, but Memphis would warm up just enough to grab an early 46-46 lead. The Gamecocks started just 3-of-15 from the floor through the first eight minutes, compounded by four missed free throws in that same stretch. Carolina was able to tie up the game back up, and would take a 61-59 lead after a pair of free throws by Notice, but neither team would enjoy much of any breathing room as the half wore on.

Memphis' offense would not extend past the free throw line for most of the final 20 minutes, as it shot just 23 percent from the floor in the second half but did make 16-of-19 at the line. The Tigers went over nine minutes without a field goal until a goaltending call gave them a make with 5:35 to go. By then, though, Carolina had built up a two-possession lead at 70-63 and started to wear into the opposition's depth with fouls.

In all, five Tigers would foul out and the Gamecocks were able to salt away the game with free throws. A pair of made attempts by Duane Notice with 11 seconds to play gave the Garnet and Black its largest lead of the game, the final margin of 86-76, and also set a new program record for both free throws made and attempted, with 46 and 63, respectively. The win closes out the team's first undefeated non-conference schedule since the 1933-34 team.

## GAME 13



Official Basketball Box Score - Game Totals - Final Statistics  
**Memphis vs South Carolina**  
1/2/16 6 p.m. ET at Columbia, S.C. (Colonial Life Arena)

Memphis 76 • 9-4

#	Player	Total		3-Ptr		Rebounds		PF	TP	A	TO	Blk	Stl	Min
		FG	FGA	FG	FGA	FT	FTA							
00	BURRELL, Trahson	f	1-7	0-2	0-0	0	6	6	5	2	2	1	2	21
02	GOODWIN, Shaq	f	3-10	0-0	7-7	3	6	9	5	13	1	5	1	25
14	LAWSON, K.J.	f	0-3	0-1	1-2	0	1	1	5	1	1	2	1	19
10	MARTIN, Jeremiah	g	2-5	2-2	4-7	0	2	2	3	10	1	1	0	21
20	TARRANT JR., Ricky	g	3-11	2-5	12-12	2	2	4	20	1	2	0	1	36
01	LAWSON, Dedic	g	2-7	1-3	1-2	1	1	2	5	6	1	4	3	19
03	WOODSON, Avery	4-10	3-9	3-3	0	1	1	4	14	0	0	0	1	26
05	CRAWFORD, Markel	3-7	0-0	2-3	1	6	7	5	8	1	0	1	1	23
15	JOHNSON, Kedren	0-0	0-0	0-0	0	0	0	1	0	0	0	0	0	2
30	MARSHALL, Nick	1-1	0-0	0-0	0	1	0	1	4	2	0	0	1	7
42	McDOWELL, Jake	0-0	0-0	0-0	0	0	0	0	0	0	0	0	0	1
Team														
Totals		19-61	8-22	30-36	17	27	38	41	76	8	15	9	7	200

FG % 1st Half: 11-27 40.7% 2nd half: 8-34 23.5% Game: 19-61 31.1%  
3FG % 1st Half: 6-10 60.0% 2nd half: 2-12 16.7% Game: 8-22 36.4%  
FT % 1st Half: 14-17 82.4% 2nd half: 16-19 84.2% Game: 30-36 83.3%

South Carolina 86 • 13-0

#	Player	Total		3-Ptr		Rebounds		PF	TP	A	TO	Blk	Stl	Min
		FG	FGA	FG	FGA	FT	FTA							
14	CHATKEVICIUS, L.	f	2-6	0-1	5-6	3	3	6	4	9	0	2	0	13
24	CARRERA, Michael	f	4-11	2-3	6-9	5	6	11	4	16	1	3	1	28
25	KACINAS, Mindaugas	f	2-5	0-3	4-4	1	4	5	1	8	1	2	2	36
00	THORNWELL, Sindarius	g	4-8	1-3	9-14	1	5	6	3	18	2	2	3	36
15	DOZIER, PJ	g	3-7	0-1	1-3	0	2	2	3	7	0	2	0	15
01	STROMAN, Marcus	0	1-0	0-0	5-8	0	2	2	3	5	2	0	0	19
04	GREGORY, Jamall	1-1	0-0	0-0	0	1	1	2	2	0	0	0	0	3
10	NOTICE, Duane	1-8	1-6	12-12	0	6	6	2	15	3	1	0	0	33
20	MCKIE, Justin	0-0	0-0	0-0	0	0	0	0	0	0	0	0	0	1
32	COBB, Eric	0-0	0-0	0-0	0	0	0	0	2	0	0	0	0	3
30	SILVA, Chris	1-8	0-0	4-7	4	3	7	3	6	0	0	0	0	13
Team														
Totals		18-57	4-17	46-63	18	35	53	27	86	9	13	7	7	200

FG % 1st Half: 10-30 33.3% 2nd half: 8-27 29.6% Game: 18-57 31.6%  
3FG % 1st Half: 4-13 30.8% 2nd half: 0-4 0.0% Game: 4-17 23.5%  
FT % 1st Half: 18-24 75.0% 2nd half: 28-39 71.8% Game: 46-63 73.0%

Officials: Pat Adams, John Hampton, Marc Ellard  
Technical fouls: Memphis-None. South Carolina-None.  
Attendance: 13035

Score by periods	1st	2nd	Total
Memphis	42	34	76
South Carolina	42	44	86

Last FG - MEM 2nd-02:03, SC 2nd-02:06.  
Largest lead - MEM by 5 13:48, SC by 10 2nd-00:11.  
MEM led for 17:35. SC led for 15:20. Game was tied for 07:05.

Score tied - 17 times.  
Lead changed - 13 times.

## GAME 14 - CAROLINA 81, AUBURN 69 JAN. 5, 2016/AUBURN ARENA

**AUBURN, ALA.** - An active defense in the first half would prove to be the difference as the #22/20 South Carolina Gamecocks opened the SEC season with a road win at Auburn Tuesday night, 81-69. Sindarius Thornwell kept a hot hand, leading the team with 22 points while Laimonas Chatkevicius added his first double-double of the season with 12 points and 10 rebounds.

The Tigers (7-6, 1-1 SEC) held an early advantage, but the Gamecocks (14-0, 1-0) soon found success getting into the passing lanes and went off on a 12-0 run to take an 18-9 lead six minutes in. In that stretch, Auburn turned the ball over four times and missed a pair of shots, while Thornwell took advantage by scoring seven of those 12 points on his own. He would finish the half with 13 points thanks to a trio of 3-pointers, he and Duane Notice combined to connect on 6-of-9 3s in the half.

South Carolina's defense would harass Auburn relentlessly, forcing 15 turnovers in the first half that led to 23 of the Gamecocks' 43 points. The visitors took a 43-30 lead into the break, the lowest first-half scoring output from the Tigers this season.

Both sides kept sending it in from 3 to start the half, hitting three apiece in the first three minutes of the second half. Auburn made a concerted effort to limit turnovers, committing just six in the final 20 minutes, but the Gamecocks would turn to a high efficiency half-court offense to hold off any rallies.

Auburn could get no closer than six in the second half, as South Carolina shot 55 percent from the field and 79 percent at the free throw line. For the game the Garnet and Black shot an even 50 percent, the fifth time overall this season.

A lead that grew as large as 18 in the first half was whittled down to six, 63-57, with 7:30 to play but the Gamecocks responded with a 7-0 to push it back to double figures for the rest of the game. Chatkevicius put an exclamation mark on the modest but crucial run with a three-point play on a thunderous dunk in transition.

Head coach Frank Martin leaned on his veterans for the second half, giving his juniors and seniors 83 of the 100 possible minutes of playing time. Sophomore Marcus Stroman would play like a vet in the second half, finding success as distributor and slasher for the offense. He made it to the line, hitting all six free throw attempts, and added a layup in his 12 second-half minutes. For the second game in a row, free throws late in the game sealed the win -- South Carolina hit 7-of-8 in the final 3:36 to push the lead out of reach.

## GAME 14



Official Basketball Box Score - Game Totals - Final Statistics  
**South Carolina vs Auburn**  
01/05/16 6:00 p.m. at Auburn Arena - Auburn, Ala.

South Carolina 81 • 14-0, 1-0

#	Player	Total		3-Ptr		Rebounds	
---	--------	-------	--	-------	--	----------	--





# #24 - MICHAEL CARRERA

SENIOR | FORWARD | 6'5" | 214 | 3 LETTERS

ANZOÁTEGUI, VENEZUELA/MONTROSE CHRISTIAN SCHOOL

## SEASON NOTABLES

- Team's top returning rebounder after collecting 5.7 per game last season
- Has led the team in rebounding all three of his seasons at South Carolina, including a career high 7.2 per game during his rookie season (2012-13)
- Scored five points and collected three rebounds before fouling out of exhibition vs. Allen
- Tallied four points and collected six rebounds in season opener vs. Norfolk State
- Scored eight points with six rebounds in just 15 minutes against Oral Roberts
- Led team with four assists vs. DePaul, adding seven points and seven rebounds in 27 minutes
- Posted a season high with 17 points, adding four rebounds and two blocks in win vs. Hofstra
- Came a rebound shy of a double-double against Tulsa, with 16 points and nine rebounds in 29 minutes
- Scored 13 with four assists and a team-high three steals vs. Lipscomb
- Scored nine of his 16 points against Western Carolina during a game-changing 19-0 run in the first half
- Led the team with a season-high 19 points in a win over USF, with three steals over 32 minutes
- Reached double figures in scoring for the fifth-straight game, scoring 10 with a pair of blocks vs. Drexel
- Passed 800 career points in the win over Clemson, highlighted by a pair of critical 3s in the first half
- Finished with his seventh career double-double after totaling 16 points with 12 rebounds against St. John's
- Put up another double-double against Memphis, with 16 points and 11 rebounds in 28 minutes

## CARRERA'S CAREER HIGHS

### Points

Career 23, vs. LSU (Jan. 16, 2013)

Season 19, vs. USF (Dec. 5, 2015)

### Field Goals

Career 7, twice, last vs. Hofstra (Nov. 22, 2015)

Season 7, vs. Hofstra (Nov. 22, 2015)

### Field Goal Attempts

Career 13, twice, last vs. Texas A&M (March 2, 2013)

Season 11, 3x, last vs. Memphis (Jan. 2, 2016)

### 3-Point Field Goals

Career 3, 3x, last vs. St. John's (Dec. 22, 2015)

Season 3, 3x, last vs. St. John's (Dec. 22, 2015)

### 3-Point Field Goal Attempts

Career 6, vs. USF (Dec. 5, 2015)

Season 6, vs. USF (Dec. 5, 2015)

### Free Throws

Career 9, vs. LSU (Jan. 16, 2013)

Season 6, twice, last vs. Memphis (Jan. 2, 2016)

### Free Throw Attempts

Career 10, vs. LSU (Jan. 16, 2013)

Season 9, vs. Memphis (Jan. 2, 2016)

### Rebounds

Career 15, vs. Milwaukee (Nov. 1, 2012)

Season 12, vs. St. John's (Dec. 22, 2015)

### Assists

Career 5, vs. Auburn (Jan. 12, 2013)

Season 4, vs. DePaul (Nov. 20, 2015)

### Blocks

Career 4, twice, last vs. Alabama (Feb. 15, 2014)

Season 2, 3x, last vs. Drexel (Dec. 15, 2015)

### Steals

Career 4, at Texas A&M (Jan. 15, 2014)

Season 3, twice, last vs. USF (Dec. 5, 2015)

### Minutes Played

Career 36, vs. LSU (Jan. 16, 2013)

Season 32, vs. USF (Dec. 5, 2015)

## 2015-16

Opponent	Date	GS	Min	FG-FGA	Pct	3FG-FGA	Pct	FT-FTA	Pct	Off	Def	Tot	Avg	PF	FO	A	TO	Blk	Stl	Pts	Avg
Norfolk State	11/14/15	*	26	1-8	0.125	1-4	.250	1-2	.500	1	5	6	6.0	1	0	1	2	1	1	4	4.0
Oral Roberts	11/16/15	*	15	3-5	.600	0-0	.000	2-2	1.000	2	4	6	6.0	3	0	2	0	0	1	8	6.0
vs. DePaul	11/20/15	*	27	2-3	.667	1-1	1.000	2-2	1.000	2	5	7	6.3	3	0	4	1	0	0	7	6.3
vs. Hofstra	11/22/15	*	27	7-11	.636	2-2	1.000	1-2	.500	1	3	4	5.8	3	0	1	1	2	0	17	9.0
vs. Tulsa	11/23/15	*	29	6-10	.600	1-2	.500	3-4	.750	4	5	9	6.4	4	0	2	0	0	0	16	10.4
Lipscomb	11/27/15	*	21	4-6	.667	2-3	.667	3-3	1.000	1	3	4	6.0	4	0	1	3	1	3	13	10.8
Western Carolina	11/30/15	*	26	4-7	.571	3-4	.750	5-5	1.000	0	2	2	5.4	1	0	2	2	2	2	16	11.6
USF	12/5/15	*	32	5-11	.455	3-6	.500	6-8	.750	0	7	7	5.6	2	0	1	3	1	3	19	12.5
Drexel	12/15/15	*	19	4-6	.667	0-0	.000	2-3	.667	0	3	3	5.3	4	0	0	0	2	1	10	12.2
at Clemson	12/18/15	*	27	5-9	.556	2-3	.667	2-2	1.000	4	2	6	5.4	3	0	1	1	1	0	14	12.4
vs. St. John's	12/22/15	*	30	6-10	.600	3-4	.750	1-1	1.000	3	9	12	6.0	4	0	3	2	0	1	16	12.7
Francis Marion	12/30/15	*	16	2-8	.250	1-5	.200	0-0	.000	0	2	2	5.7	2	0	2	3	0	1	5	12.1
Memphis	1/2/16	*	28	4-11	.364	2-3	.667	6-9	.667	5	6	11	6.1	4	0	1	3	1	0	16	12.4
at Auburn	1/5/16	*	23	4-9	.444	1-4	.250	3-5	.600	1	6	7	6.1	3	0	0	2	0	2	12	12.4
Vanderbilt	1/9/16																				
at Alabama	1/13/16																				
Missouri	1/16/16																				
at Ole Miss	1/19/16																				
at Tennessee	1/23/16																				
Mississippi State	1/26/16																				
Alabama	1/30/16																				
at Georgia	2/2/16																				
Texas A&M	2/6/16																				
LSU	2/10/16																				
Kentucky	2/13/16																				
at Missouri	2/16/16																				
Florida	2/20/16																				
Tennessee	2/24/16																				
at Mississippi State	2/27/16																				
Georgia	3/3/16																				
at Arkansas	3/5/16																				

## CAREER STATISTICS

Season	GP-GS	Min	Avg	FG	FGA	Pct	3FG	3FGA	Pct	FT	FTA	Pct	Off	Def	Tot	Avg	PF	FO	Ast	TO	Blk	Stl	Pts	Avg
2012-13	27-22	572	21.2	89	201	.443	7	20	.350	83	112	.741	80	115	195	7.2	85	5	17	51	17	9	268	9.9
2013-14	33-20	649	19.7	64	169	.379	7	30	.233	63	100	.630	76	110	186	5.6	87	1	17	38	32	26	198	6.0
2014-15	30-21	635	21.2	70	167	.419	12	39	.308	62	88	.705	65	107	172	5.7	88	3	12	32	20	12	214	7.1
2015-16	14-14	346	24.7	57	114	.500	22	41	.537	37	48	.771	24	62	86	6.1	41	0	21	23	11	15	173	12.4
Totals	104-77	2202	21.2	280	651	.430	48	130	.369	245	348	.704	245	394	639	6.1	301	9	67	144	80	62	853	8.2

## CAREER SEC STATISTICS

Season	GP-GS	Min	Avg	FG	FGA	Pct	3FG	3FGA	Pct	FT	FTA	Pct	Off	Def	Tot	Avg	PF	FO	Ast	TO	Blk	Stl	Pts	Avg
2013	18-15	394	21.9	59	139	.424	5	15	.333	53	74	.716	54	77	131	7.3	57	4	11	32	8	8	176	9.8
2014	18-14	395	21.9	34	90	.378	3	13	.231	32	55	.582	49	69	118	6.6	52	1	9	18	19	16	103	5.7
2015	18-13	404	22.4	43	101	.426	7	24	.292	40	51	.784	46	69	107	6.4	54	2	9	21	12	6	133	7.4
2016	1-1	23	23.0	4	9	.444	1	4	.250	3	5	.600	1	6	7	7.0	3	0	0	2	0	2	12	12.0
Totals	55-43	1217	22.1	140	339	.413	16	56	.286	128	185	.692	150	221	371	6.7	166	7	29	73	39	32	424	7.7

GAME #15 - VS. VANDERBILT - SATURDAY, JAN. 9, 2016 - GAMECOCK BASKETBALL



# #14 - LAIMONAS CHATKEVICIUS

SENIOR | FORWARD | 6'11" | 245 | 3 LETTERS

KLAIPEDA, LITHUANIA/SOUTH KENT SCHOOL (CONN.)

## SEASON NOTABLES

- Put together best season of his career during junior campaign, nearly doubling season scoring average and more than doubling blocked shots
- 1.3 blocks per game as a junior ranked eighth in the SEC
- Tallied a double-double in exhibition vs. Allen with 12 points and 13 rebounds, including five offensive boards
- 13 points with four rebounds, one assist and one block in 21 minutes in the opener vs. Norfolk State
- Erupted for 19 second-half points to set a new career high of 27 in a win over Oral Roberts
- Seven points and five rebounds, including three offensive boards, in win vs. DePaul
- Tallied 17 points and five rebounds along with a team high three blocks in win vs. Hofstra
- Scored 17 points in 27 minutes of play against Tulsa in the Paradise Jam finale
- Led the team for the second-straight game, posting his fifth double-figure outing of the season with 17 points vs. Lipscomb; a perfect 7-of-7 from the floor vs. the Bisons
- Finished with three blocks to go with nine points against Drexel
- Scored in double figures for the first time since Nov. 27, finishing with 11 against St. John's
- Battled through foul trouble to provide nine points and six rebounds in the second half against Memphis
- Played 28 minutes and recorded his first double-double of the season at Auburn (12 points, 10 rebounds)

## CHATKEVICIUS' CAREER HIGHS

### Points

Career 27, vs. Oral Roberts (Nov. 16, 2015)  
Season 27, vs. Oral Roberts (Nov. 16, 2015)

### Field Goals

Career 9, vs. Oral Roberts (Nov. 16, 2015)  
Season 9, vs. Oral Roberts (Nov. 16, 2015)

### Field Goal Attempts

Career 14, twice, last vs. Hofstra (Nov. 22, 2015)  
Season 14, twice, last vs. Hofstra (Nov. 22, 2015)

### 3-Point Field Goals

Career 2, twice, last vs. Oral Roberts (Nov. 16, 2015)  
Season 2, vs. Oral Roberts (Nov. 16, 2015)

### 3-Point Field Goal Attempts

Career 3, vs. Oral Roberts (Nov. 16, 2015)  
Season 3, vs. Oral Roberts (Nov. 16, 2015)

### Free Throws

Career 8, vs. Arkansas (March 13, 2014)  
Season 7, vs. Oral Roberts (Nov. 16, 2015)

### Free Throw Attempts

Career 11, vs. Oral Roberts (Nov. 16, 2015)  
Season 11, vs. Oral Roberts (Nov. 16, 2015)

### Rebounds

Career 13, vs. UNC Asheville (Nov. 26, 2014)  
Season 10, at Auburn (Jan. 5, 2016)

### Assists

Career 4, vs. Jacksonville (Dec. 7, 2012)  
Season 2, twice, last at Clemson (Dec. 18, 2015)

### Blocks

Career 3, 8x, last vs. Drexel (Dec. 15, 2015)  
Season 3, twice, last vs. Drexel (Dec. 15, 2015)

### Steals

Career 3, at Tennessee (Feb. 8, 2014)  
Season 2, twice, last vs. St. John's (Dec. 22, 2015)

### Minutes Played

Career 35, vs. Mississippi State (Feb. 28, 2015)  
Season 28, twice, last at Auburn (Jan. 5, 2016)

## 2015-16

Opponent	Date	GS	Min	FG-FGA	Pct	3FG-FGA	Pct	FT-FTA	Pct	Off	Def	Tot	Avg	PF	FO	A	TO	Blk	Stl	Pts	Avg
Norfolk State	11/14/15	*	21	5-8	.625	0-1	.000	3-3	1.000	3	1	4	4.0	2	0	1	0	1	0	13	13.0
Oral Roberts	11/16/15	*	25	9-14	.643	2-3	.667	7-11	.636	4	2	6	5.0	3	0	0	0	1	1	27	20.0
vs. DePaul	11/20/15	*	23	3-11	.272	0-1	.000	1-2	.500	3	2	5	5.0	3	0	0	1	1	0	7	15.7
vs. Hofstra	11/22/15	*	28	8-14	.571	0-0	.000	1-3	.333	3	2	5	5.0	1	0	1	0	3	1	17	16.0
vs. Tulsa	11/23/15	*	27	6-10	.600	1-1	1.000	4-4	1.000	0	3	3	4.6	4	0	0	0	1	1	17	16.2
Lipscomb	11/27/15	*	24	7-7	1.000	0-0	.000	3-3	1.000	1	2	3	4.3	3	0	1	2	1	1	17	16.3
Western Carolina	11/30/15	*	21	3-7	.429	0-0	.000	0-0	.000	1	4	5	4.4	2	0	1	2	1	0	6	14.9
USF	12/5/15	*	19	2-5	.400	0-1	.000	0-2	.000	1	4	5	4.5	2	0	2	1	0	2	4	13.5
Drexel	12/15/15	*	21	4-5	.800	1-2	.500	0-1	.000	1	2	3	4.3	3	0	1	3	3	0	9	13.0
at Clemson	12/18/15	*	20	1-2	.500	0-0	.000	2-3	.667	0	2	2	4.1	3	0	2	4	1	0	4	12.1
vs. St. John's	12/22/15	*	20	5-8	.625	1-1	1.000	0-0	.000	2	3	5	4.2	4	0	1	5	0	2	11	12.0
Francis Marion	12/30/15	*	11	0-1	.000	0-0	.000	0-0	.000	1	2	3	4.1	0	0	1	1	1	0	0	11.0
Memphis	1/2/16	*	13	2-6	.333	0-1	.000	5-6	.833	3	3	6	4.2	4	0	0	2	2	0	9	10.8
at Auburn	1/5/16	*	28	5-9	.556	0-2	.000	4-6	.667	4	6	10	4.6	1	0	0	4	0	0	12	10.9
Vanderbilt	1/9/16																				
at Alabama	1/13/16																				
Missouri	1/16/16																				
at Ole Miss	1/19/16																				
at Tennessee	1/23/16																				
Mississippi State	1/26/16																				
Alabama	1/30/16																				
at Georgia	2/2/16																				
Texas A&M	2/6/16																				
LSU	2/10/16																				
Kentucky	2/13/16																				
at Missouri	2/16/16																				
Florida	2/20/16																				
Tennessee	2/24/16																				
at Mississippi State	2/27/16																				
Georgia	3/3/16																				
at Arkansas	3/5/16																				

## CAREER STATISTICS

Season	GP-GS	Min	Avg	FG	FGA	Pct	3FG	3FGA	Pct	FT	FTA	Pct	Off	Def	Tot	Avg	PF	FO	Ast	TO	Blk	Stl	Pts	Avg
2012-13	23-10	304	13.2	38	85	.447	3	10	.300	22	36	.611	28	46	74	3.2	42	1	12	32	13	3	101	4.4
2013-14	33-1	426	12.9	65	121	.537	0	1	.000	29	42	.690	40	94	134	4.1	78	2	13	32	20	13	159	4.8
2014-15	33-26	753	22.8	118	237	.498	8	27	.296	40	55	.727	52	120	172	5.2	74	2	21	45	44	11	284	8.6
2015-16	14-14	301	21.5	60	107	.561	5	13	.385	28	41	.683	27	38	65	4.6	35	0	11	25	16	8	153	10.9
Totals	103-51	1784	17.3	281	550	.511	16	51	.314	119	174	.684	147	298	445	4.3	229	5	57	134	93	35	697	6.8

## CAREER SEC STATISTICS

Season	GP-GS	Min	Avg	FG	FGA	Pct	3FG	3FGA	Pct	FT	FTA	Pct	Off	Def	Tot	Avg	PF	FO	Ast	TO	Blk	Stl	Pts	Avg
2013	15-10	214	14.3	23	59	.390	2	7	.286	19	28	.679	17	35	52	3.5	30	1	5	22	11	2	67	4.5
2014	18-1	241	13.4	36	64	.563	0	1	.000	10	17	.588	19	53	72	4.0	51	2	9	22	12	9	82	4.6
2015	18-16	418	23.2	57	125	.456	4	17	.235	21	29	.724	25	64	89	4.9	46	1	13	19	22	5	139	7.7
2016	1-1	28	28.0	5	9	.556	0	2	.000	2	3	.667	4	6	10	10.0	1	0	0	4	0	0	12	12.0
Totals	52-28	901	17.3	121	257	.471	6	27	.222	52	77	.675	65	158	223	4.3	128	4	27	67	45	16	300	5.8

GAME #15 - VS. VANDERBILT - SATURDAY, JAN. 9, 2016 - GAMECOCK BASKETBALL



# #25 - MINDAUGAS KACINAS

SENIOR | FORWARD | 6'7" | 229 | 3 LETTERS

KLAIPEDA, LITHUANIA/WORD OF LIFE FIRE TRADITIONAL SCHOOL

## SEASON NOTABLES

- Ranks seventh in Gamecock history in career field goal percentage (54.6%), after leading the team in the category the last two seasons
- Averaged 2.3 offensive rebounds per game as a junior
- DNP in exhibition vs. Allen due to lower back pain
- Earned the start in the opener vs. Norfolk State, posting eight points, with four rebounds and two assists in 28 minutes
- Recorded his fourth career double double in a win over Oral Roberts, leading the team with 13 rebounds to go with 12 points.
- Scored a career high with 23 points, while hitting career marks with 10 makes at the foul line on 13 attempts, to lead Gamecocks in win vs. DePaul
- Led the Gamecocks for the second straight game with 18 points and five rebounds in win vs. Hofstra at the Paradise Jam
- Scored 11 points with eight rebounds against Tulsa, and earned a spot on the Paradise Jam all-tournament team for his efforts through the week
- Another steady performance vs. Lipscomb, scoring 15 points with six rebounds and a block; hit 7-of-10 from the floor vs. the Bisons
- Recorded his fifth career double-double against Western Carolina, hitting 8-of-11 attempts with 11 rebounds
- Played a career-high 37 minutes against Clemson, scoring 10 points with four rebounds
- Scored 12 points of 5-of-8 shooting against Francis Marion

## KACINAS' CAREER HIGHS

### Points

Career 23, vs. DePaul (Nov. 20, 2015)

Season 23, vs. DePaul (Nov. 20, 2015)

### Field Goals

Career 9, vs. Hofstra (Nov. 22, 2015)

Season 9, vs. Hofstra (Nov. 22, 2015)

### Field Goal Attempts

Career 13, vs. DePaul (Nov. 20, 2015)

Season 13, vs. DePaul (Nov. 20, 2015)

### 3-Point Field Goals

Career 2, 3x, last vs. Western Carolina (Nov. 30, 2015)

Season 2, vs. Western Carolina (Nov. 30, 2015)

### 3-Point Field Goal Attempts

Career 5, vs. DePaul (Nov. 20, 2015)

Season 5, vs. DePaul (Nov. 20, 2015)

### Free Throws

Career 10, vs. DePaul (Nov. 20, 2015)

Season 10, vs. DePaul (Nov. 20, 2015)

### Free Throw Attempts

Career 15, vs. DePaul (Nov. 20, 2015)

Season 15, vs. DePaul (Nov. 20, 2015)

### Rebounds

Career 14, vs. Longwood (Nov. 9, 2013)

Season 13, vs. Oral Roberts (Nov. 16, 2015)

### Assists

Career 3, 4x, last vs. Oklahoma St. (Dec. 6, 2014)

Season 2, 5x, last vs. St. John's (Dec. 22, 2015)

### Blocks

Career 3, vs. Appalachian State (Dec. 19, 2012)

Season 2, twice, last vs. Memphis (Jan. 2, 2016)

### Steals

Career 4, at Marshall (Dec. 1, 2014)

Season 2, vs. Memphis (Jan. 2, 2016)

### Minutes Played

Career 37, at Clemson (Dec. 18, 2015)

Season 37, at Clemson (Dec. 18, 2015)

## 2015-16

Opponent	Date	GS	Min	FG-FGA	Pct	3FG-FGA	Pct	FT-FTA	Pct	Off	Def	Tot	Avg	PF	FO	A	TO	Blk	Stl	Pts	Avg
Norfolk State	11/14/15	*	28	2-7	.285	1-3	.333	3-4	.750	3	1	4	4.0	2	0	2	1	0	0	8	8.0
Oral Roberts	11/16/15	*	33	4-10	.400	0-2	.000	4-4	1.000	6	7	13	8.5	2	0	2	2	1	0	12	10.0
vs. DePaul	11/20/15	*	33	6-13	.461	1-5	.200	10-15	.667	4	1	5	7.3	2	0	1	1	2	0	23	14.3
vs. Hofstra	11/22/15	*	31	9-10	.900	0-1	.000	0-1	.000	2	3	5	6.8	3	0	1	2	0	1	18	15.3
vs. Tulsa	11/23/15	*	32	4-6	.667	1-2	.500	2-4	.500	1	7	8	7.0	2	0	2	0	0	0	11	14.4
Lipscomb	11/27/15	*	30	7-10	.700	0-1	.000	1-2	.500	2	4	6	6.8	2	0	0	1	1	0	15	14.5
Western Carolina	11/30/15	*	26	8-11	.727	2-2	1.000	2-2	1.000	5	6	11	7.4	1	0	0	0	0	1	20	15.3
USF	12/5/15	*	28	4-4	1.000	0-0	.000	0-1	.000	2	1	3	6.9	2	0	1	2	0	1	8	14.4
Drexel	12/15/15	*	11	2-2	1.000	1-1	1.000	0-1	.000	0	2	2	6.3	3	0	0	1	0	0	5	13.3
at Clemson	12/18/15	*	37	4-10	.400	1-2	.500	1-1	1.000	0	4	4	6.1	1	0	2	0	0	0	10	13.0
vs. St. John's	12/22/15	*	33	3-7	.429	0-2	.000	0-2	.000	2	2	4	5.9	1	0	2	1	0	1	6	12.4
Francis Marion	12/30/15	*	24	5-8	.625	1-1	1.000	1-2	.500	0	5	5	5.8	2	0	0	2	1	0	12	12.3
Memphis	1/2/16	*	36	2-7	.286	0-3	.000	4-4	1.000	1	4	5	5.8	1	0	1	2	2	2	8	12.0
at Auburn	1/5/16	*	30	2-4	.500	0-1	.000	3-4	.750	0	2	2	5.5	1	0	1	2	0	1	7	11.6
Vanderbilt	1/9/16																				
at Alabama	1/13/16																				
Missouri	1/16/16																				
at Ole Miss	1/19/16																				
at Tennessee	1/23/16																				
Mississippi State	1/26/16																				
Alabama	1/30/16																				
at Georgia	2/2/16																				
Texas A&M	2/6/16																				
LSU	2/10/16																				
Kentucky	2/13/16																				
at Missouri	2/16/16																				
Florida	2/20/16																				
Tennessee	2/24/16																				
at Mississippi State	2/27/16																				
Georgia	3/3/16																				
at Arkansas	3/5/16																				

## CAREER STATISTICS

Season	GP-GS	Min	Avg	FG	FGA	Pct	3FG	3FGA	Pct	FT	FTA	Pct	Off	Def	Tot	Avg	PF	FO	Ast	TO	Blk	Stl	Pts	Avg
2012-13	31-9	606	19.5	57	110	.518	4	20	.200	34	50	.680	50	66	116	3.7	67	1	21	46	15	10	152	4.9
2013-14	34-27	818	24.1	70	126	.556	0	2	.000	50	77	.649	80	95	175	5.1	103	4	12	53	21	31	190	5.6
2014-15	33-0	710	21.5	74	132	.561	9	29	.310	43	59	.729	77	91	168	5.1	82	3	18	34	14	20	200	6.1
2015-16	14-14	412	29.4	62	109	.569	8	26	.308	31	47	.660	28	49	77	5.5	25	0	15	17	7	8	163	11.6
Totals	112-50	2546	22.7	263	477	.551	21	77	.273	158	233	.678	235	301	536	4.8	277	8	66	150	57	69	705	6.3

## CAREER SEC STATISTICS

Season	GP-GS	Min	Avg	FG	FGA	Pct	3FG	3FGA	Pct	FT	FTA	Pct	Off	Def	Tot	Avg	PF	FO	Ast	TO	Blk	Stl	Pts	Avg
2013	17-4	255	15.0	16	40	.400	1	7	.143	11	16	.688	14	27	41	2.4	32	0	7	18	2	4	44	2.6
2014	18-11	382	21.2	34	57	.596	0	0	.000	24	36	.667	38	38	76	4.2	58	2	2	23	13	20	92	5.1
2015	18-0	375	20.8	40	72	.556	6	18	.333	19	30	.633	37	42	79	4.4	50	2	9	17	7	6	105	5.8
2016	1-1	30	30.0	2	4	.500	0	1	.000	3	4	.750	0	2	2	2.0	1	0	1	2	0	1	7	7.0
Totals	54-16	1042	19.3	92	173	.532	7	26	.269	57	86	.663	89	109	198	3.7	141	4	19	60	22	31	248	4.6

GAME #15 - VS. VANDERBILT - SATURDAY, JAN. 9, 2016 - GAMECOCK BASKETBALL





# #20 - JUSTIN MCKIE

JUNIOR | GUARD | 6'4" | 197 | 2 LETTERS

COLUMBIA, S.C./IRMO

## SEASON NOTABLES

- Put up career numbers in every major category as a sophomore, averaging 3.2 points and 1.8 rebounds in 11.3 minutes per game
- Tallied three points and three assists in exhibition vs. Allen
- Saw action in the opener vs. Norfolk State, scoring five points and collecting one rebound
- Played a season high 19 minutes vs. Lipscomb, scoring six points and dishing a career-high five assists

## MCKIE'S CAREER HIGHS

### Points

Career 12, at Marshall (Dec. 1, 2014)  
Season 6, vs. Lipscomb (Nov. 27, 2015)

### Field Goals

Career 5, at Marshall (Dec. 1, 2014)  
Season 3, vs. Lipscomb (Nov. 27, 2015)

### Field Goal Attempts

Career 8, at Marshall (Dec. 1, 2014)  
Season 6, twice, last vs. Lipscomb (Nov. 27, 2015)

### 3-Point Field Goals

Career 2, twice, last vs. UNC Asheville (Nov. 26, 2014)  
Season 1, twice, last vs. Francis Marion (Dec. 30, 2015)

### 3-Point Field Goal Attempts

Career 3, 3x, last vs. Oral Roberts (Nov. 16, 2015)  
Season 3, twice, last vs. Lipscomb (Nov. 27, 2015)

### Free Throws

Career 4, vs. Florida (Jan. 7, 2015)  
Season 2, vs. Norfolk State (Nov. 14, 2015)

### Free Throw Attempts

Career 4, twice, last vs. Florida (Jan. 7, 2015)  
Season 2, 3x, last vs. Drexel (Dec. 15, 2015)

### Rebounds

Career 4, 6x, last vs. Miss. State (Feb. 28, 2015)  
Season 2, 3x, last vs. Francis Marion (Dec. 30, 2015)

### Assists

Career 5, vs. Lipscomb (Nov. 27, 2015)  
Season 5, vs. Lipscomb (Nov. 27, 2015)

### Blocks

Career 1, vs. Oklahoma St. (Dec. 6, 2014)  
Season -

### Steals

Career 2, vs. Oklahoma St. (Dec. 6, 2014)  
Season 1, vs. Lipscomb (Nov. 27, 2015)

### Minutes Played

Career 23, vs. Miss. State (Feb. 28, 2015)  
Season 19, vs. Lipscomb (Nov. 27, 2015)

## 2015-16

Opponent	Date	GS	Min	FG-FGA	Pct	3FG-FGA	Pct	FT-FTA	Pct	Off	Def	Tot	Avg	PF	FO	A	TO	Blk	Stl	Pts	Avg
Norfolk State	11/14/15	3	1-2	.500	1-2	.500	2-2	1.000	0	1	1	1.0	0	0	0	0	0	0	0	5	5.0
Oral Roberts	11/16/15	12	0-6	.000	0-3	.000	0-0	.000	1	1	2	1.5	2	0	0	0	0	0	0	0	2.5
vs. DePaul	11/20/15	8	0-0	.000	0-0	.000	0-0	.000	0	1	1	1.3	0	0	0	0	0	0	0	0	1.7
vs. Hofstra	11/22/15	-	-	-	-	-	-	-	-	-	-	-	-	-	-	-	-	-	-	-	-
vs. Tulsa	11/23/15	2	0-0	.000	0-0	.000	0-0	.000	0	0	0	1.0	0	0	0	0	0	0	0	0	1.3
Lipscomb	11/27/15	19	3-6	.500	0-3	.000	0-0	.000	0	1	1	1.0	2	0	5	0	0	1	6	2.2	
Western Carolina	11/30/15	10	0-3	.000	0-1	.000	1-2	.500	0	0	0	0.8	1	0	4	0	0	0	1	2.0	
USF	12/5/15	7	0-0	.000	0-0	.000	0-0	.000	0	2	2	1.0	0	0	0	0	0	0	0	0	1.7
Drexel	12/15/15	11	1-4	.250	0-1	.000	1-2	.500	1	0	1	1.0	2	0	1	0	0	0	3	1.9	
at Clemson	12/18/15	8	1-1	1.000	0-0	.000	0-0	.000	1	0	1	1.0	0	0	0	1	0	0	2	1.9	
vs. St. John's	12/22/15	1	0-0	.000	0-0	.000	0-0	.000	0	0	0	0.9	1	0	1	0	0	0	0	1.7	
Francis Marion	12/30/15	9	1-3	.333	1-1	1.000	0-0	.000	0	2	2	1.0	1	0	1	0	0	2	3	1.8	
Memphis	1/2/16	1	0-0	.000	0-0	.000	0-0	.000	0	0	0	0.9	0	0	0	0	0	0	0	1.7	
at Auburn	1/5/16	-	-	-	-	-	-	-	-	-	-	-	-	-	-	-	-	-	-	-	-
Vanderbilt	1/9/16	-	-	-	-	-	-	-	-	-	-	-	-	-	-	-	-	-	-	-	-
at Alabama	1/13/16	-	-	-	-	-	-	-	-	-	-	-	-	-	-	-	-	-	-	-	-
Missouri	1/16/16	-	-	-	-	-	-	-	-	-	-	-	-	-	-	-	-	-	-	-	-
at Ole Miss	1/19/16	-	-	-	-	-	-	-	-	-	-	-	-	-	-	-	-	-	-	-	-
at Tennessee	1/23/16	-	-	-	-	-	-	-	-	-	-	-	-	-	-	-	-	-	-	-	-
Mississippi State	1/26/16	-	-	-	-	-	-	-	-	-	-	-	-	-	-	-	-	-	-	-	-
Alabama	1/30/16	-	-	-	-	-	-	-	-	-	-	-	-	-	-	-	-	-	-	-	-
at Georgia	2/2/16	-	-	-	-	-	-	-	-	-	-	-	-	-	-	-	-	-	-	-	-
Texas A&M	2/6/16	-	-	-	-	-	-	-	-	-	-	-	-	-	-	-	-	-	-	-	-
LSU	2/10/16	-	-	-	-	-	-	-	-	-	-	-	-	-	-	-	-	-	-	-	-
Kentucky	2/13/16	-	-	-	-	-	-	-	-	-	-	-	-	-	-	-	-	-	-	-	-
at Missouri	2/16/16	-	-	-	-	-	-	-	-	-	-	-	-	-	-	-	-	-	-	-	-
Florida	2/20/16	-	-	-	-	-	-	-	-	-	-	-	-	-	-	-	-	-	-	-	-
Tennessee	2/24/16	-	-	-	-	-	-	-	-	-	-	-	-	-	-	-	-	-	-	-	-
at Mississippi State	2/27/16	-	-	-	-	-	-	-	-	-	-	-	-	-	-	-	-	-	-	-	-
Georgia	3/3/16	-	-	-	-	-	-	-	-	-	-	-	-	-	-	-	-	-	-	-	-
at Arkansas	3/5/16	-	-	-	-	-	-	-	-	-	-	-	-	-	-	-	-	-	-	-	-

## CAREER STATISTICS

Season	GP-GS	Min	Avg	FG	FGA	Pct	3FG	3FGA	Pct	FT	FTA	Pct	Off	Def	Tot	Avg	PF	FO	Ast	TO	Blk	Stl	Pts	Avg
2013-14	17-0	80	4.7	3	17	.176	1	8	.125	2	4	.500	4	12	16	0.9	8	0	5	5	0	3	9	0.5
2014-15	25-0	282	11.3	26	67	.388	11	36	.306	18	23	.783	11	33	44	1.8	20	0	8	11	3	9	81	3.2
2015-16	12-0	91	7.6	7	25	.280	2	11	.182	4	6	.667	3	8	11	0.9	9	0	12	1	1	1	20	1.7
Totals	54-0	453	8.4	36	109	.330	14	55	.255	24	33	.727	18	53	71	1.3	37	0	25	17	4	13	110	2.0

## CAREER SEC STATISTICS

Season	GP-GS	Min	Avg	FG	FGA	Pct	3FG	3FGA	Pct	FT	FTA	Pct	Off	Def	Tot	Avg	PF	FO	Ast	TO	Blk	Stl	Pts	Avg
2014	9-0	56	6.2	2	11	.182	1	5	.200	0	0	.000	1	9	10	1.1	7	0	5	5	0	2	5	0.6
2015	12-0	130	10.8	5	21	.238	2	11	.182	6	6	1.000	6	12	18	1.5	10	0	1	6	1	2	18	1.5
2016																								
Totals	21-0	186	8.9	7	32	.219	3	16	.188	6	6	1.000	7	21	28	1.3	17	0	6	11	1	4	23	1.1



# #10 - DUANE NOTICE

JUNIOR | GUARD | 6'2" | 218 | 2 LETTERS

WOODBIDGE, ONTARIO, CANADA/ST. THOMAS MORE

## SEASON NOTABLES

- Is Carolina's top returning scorer after averaging 11.7 points per game last season, posting 20 double-figure scoring games, including three 20-point performances
- Also team's top returning threat from beyond the arc after hitting 36.3 percent of his attempts from 3 last season
- Scored three points, dished two assists in exhibition vs. Allen
- Scored a team high 14 points off the bench vs. Norfolk State, hitting three 3s and dishing three assists in 20 minutes
- Hit four 3-pointers and scored 18 points in a win over Oral Roberts
- Perfect 2-of-2 from 3-point range in win vs. DePaul, scoring 11 points, all in the first half
- Converted a career-high 7-of-10 attempts from the free throw line against Tulsa, finishing with 11 points
- Season high five assists to go along with 16 points and matched a career high with three steals in win vs. Lipscomb
- Went for 15 points in just 19 minutes off the bench against USF, converting 6-of-8 attempts from the field
- Hit a pair of critical 3-pointers in the second half of the team's win over Clemson, finishing with 10 points
- Scored 20 points off the bench against St. John's, hitting 7-of-10 field goals in 28 minutes
- Was a perfect 12-of-12 at the free throw line against Memphis, a new career high, and added a season-best six rebounds
- Scored 20 points off the bench against St. John's, hitting 7-of-10 field goals in 28 minutes
- Hit three 3-pointers and scored 12 points off the bench at Auburn

## NOTICE'S CAREER HIGHS

### Points

Career 27, at Marshall (Dec. 1, 2014)  
Season 20, vs. St. John's (Dec. 22, 2015)

### Field Goals

Career 10, at Marshall (Dec. 1, 2014)  
Season 7, vs. St. John's (Dec. 22, 2015)

### Field Goal Attempts

Career 18, twice, last at LSU (Jan. 28, 2015)  
Season 16, vs. Lipscomb (Nov. 27, 2015)

### 3-Point Field Goals

Career 5, vs. Clemson (Dec. 20, 2014)  
Season 4, vs. Oral Roberts (Nov. 16, 2015)

### 3-Point Field Goal Attempts

Career 11, twice, last at Alabama (Feb. 24, 2015)  
Season 7, 3x, last vs. Francis Marion (Dec. 30, 2015)

### Free Throws

Career 12, vs. Memphis (Jan. 2, 2016)  
Season 12, vs. Memphis (Jan. 2, 2016)

### Free Throw Attempts

Career 12, vs. Memphis (Jan. 2, 2016)  
Season 12, vs. Memphis (Jan. 2, 2016)

### Rebounds

Career 8, vs. Auburn (March 12, 2014)  
Season 6, vs. Memphis (Jan. 2, 2016)

### Assists

Career 8, vs. SC State (Jan. 3, 2014)  
Season 5, vs. Lipscomb (Nov. 27, 2015)

### Blocks

Career 1, 8x, vs. Lipscomb (Nov. 27, 2015)  
Season 1, vs. Lipscomb (Nov. 27, 2015)

### Steals

Career 3, 4x, last, vs. Lipscomb (Nov. 27, 2015)  
Season 3, vs. Lipscomb (Nov. 27, 2015)

### Minutes Played

Career 40, vs. Texas A&M (Feb. 21, 2015)  
Season 33, vs. Memphis (Jan. 2, 2016)

## 2015-16

Opponent	Date	GS	Min	FG-FGA	Pct	3FG-FGA	Pct	FT-FTA	Pct	Off	Def	Tot	Avg	PF	FO	A	TO	Blk	Stl	Pts	Avg
Norfolk State	11/14/15	20	4-11	.364	3-6	.500	3-3	1.000	1	2	3	3.0	3	0	3	0	0	0	14	14.0	
Oral Roberts	11/16/15	27	6-12	.500	4-7	.571	2-2	1.000	1	3	4	3.5	1	0	0	1	0	2	18	16.0	
vs. DePaul	11/20/15	23	3-8	.375	2-2	1.000	3-4	.750	1	1	2	3.0	2	0	3	1	0	1	11	14.3	
vs. Hofstra	11/22/15	25	2-7	.285	1-2	.500	2-2	1.000	1	0	1	2.5	0	0	3	0	0	1	7	12.5	
vs. Tulsa	11/23/15	29	2-7	.285	0-1	.000	7-10	.700	0	0	0	2.0	0	0	1	1	0	0	11	12.2	
Lipscomb	11/27/15	24	5-16	.312	2-6	.333	4-5	.800	2	3	5	2.5	2	0	5	0	1	3	16	12.8	
Western Carolina	11/30/15	12	3-6	.500	1-4	.250	0-0	.000	0	0	0	2.1	2	0	0	2	0	0	7	12.0	
USF	12/5/15	19	6-8	.750	2-4	.500	1-1	1.000	0	3	3	2.3	0	0	2	1	0	1	15	12.4	
Drexel	12/15/15	19	2-6	.333	0-3	.000	1-2	.500	1	1	2	2.2	0	0	0	2	0	1	5	11.6	
at Clemson	12/18/15	23	3-10	.300	3-7	.429	1-2	.500	0	2	2	2.1	1	0	1	1	0	0	10	11.4	
vs. St. John's	12/22/15	28	7-10	.700	2-2	1.000	4-5	.800	0	0	0	2.0	2	0	1	2	0	2	20	12.2	
Francis Marion	12/30/15	18	3-9	.333	3-7	.429	1-2	.500	0	0	0	1.8	1	0	1	0	0	2	10	12.0	
Memphis	1/2/16	33	1-8	.125	1-6	.167	12-12	1.000	0	6	6	2.2	2	0	3	1	0	0	15	12.2	
at Auburn	1/5/16	32	4-10	.400	3-6	.500	1-2	.500	0	3	3	2.2	1	0	2	0	0	1	12	12.2	
Vanderbilt	1/9/16																				
at Alabama	1/13/16																				
Missouri	1/16/16																				
at Ole Miss	1/19/16																				
at Tennessee	1/23/16																				
Mississippi State	1/26/16																				
Alabama	1/30/16																				
at Georgia	2/2/16																				
Texas A&M	2/6/16																				
LSU	2/10/16																				
Kentucky	2/13/16																				
at Missouri	2/16/16																				
Florida	2/20/16																				
Tennessee	2/24/16																				
at Mississippi State	2/27/16																				
Georgia	3/3/16																				
at Arkansas	3/5/16																				

## CAREER STATISTICS

Season	GP-GS	Min	Avg	FG	FGA	Pct	3FG	3FGA	Pct	FT	FTA	Pct	Off	Def	Tot	Avg	PF	FO	Ast	TO	Blk	Stl	Pts	Avg
2013-14	34-22	856	25.2	90	237	.380	21	58	.362	78	116	.672	35	64	99	2.9	72	2	99	89	4	20	279	8.2
2014-15	33-33	987	29.9	127	337	.377	61	168	.363	72	91	.791	20	67	87	2.6	61	0	89	60	4	29	387	11.7
2015-16	14-0	332	23.7	51	128	.398	27	63	.429	42	52	.808	7	24	31	2.2	17	0	25	12	1	14	171	12.2
Totals	81-55	2175	26.9	268	702	.382	109	289	.377	192	259	.741	62	155	217	2.7	150	2	213	161	9	63	837	10.3

## CAREER SEC STATISTICS

Season	GP-GS	Min	Avg	FG	FGA	Pct	3FG	3FGA	Pct	FT	FTA	Pct	Off	Def	Tot	Avg	PF	FO	Ast	TO	Blk	Stl	Pts	Avg
2014	18-14	516	28.7	48	133	.361	8	30	.267	46	71	.648	19	34	53	2.9	41	1	50	58	1	11	150	8.3
2015	17-17	511	30.1	58	184	.315	31	98	.316	24	33	.727	11	33	44	2.6	33	0	43	28	2	10	171	10.1
2016	1-0	32	32.0	4	10	.400	3	6	.500	1	2	.500	0	3	3	3.0	1	0	2	0	0	1	12	12.0
Totals	37-32	1096	29.6	114	334	.341	44	138	.319	73	109	.670	31	72	103	2.8	77	1	100	88	3	23	345	9.3



# #0 - SINDARIUS THORNWELL

JUNIOR | GUARD | 6'5" | 215 | 2 LETTERS

LANCASTER, S.C./OAK HILL ACADEMY (WILSON, VA.)

## SEASON NOTABLES

- Enters this season healthy after dealing with knee tendonitis last season
- Has 821 career points entering his junior campaign
- Has scored in double figures in 45 of his 67 career games, including nine 20-point performances
- Led all scorers with 17 points, while collecting three rebounds in exhibition vs. Allen
- Along with Notice, led the team with 14 points, hitting a three and posting a 7-of-9 effort from the free throw line, while also dishing two assists with three steals in opener vs. Norfolk State
- Passed out seven assists without committing a turnover in a win over Oral Roberts
- Posted fourth-career double-double with 10 points and a team high 10 rebounds in win vs. DePaul
- 14 points on 4-of-8 shooting vs. Hofstra, also pulled down team high nine rebounds with six assists
- Scored season highs with 16 points with five steals in the Paradise Jam championship against Tulsa, and earned tournament MVP honors
- Came two rebounds shy of a double-double against Western Carolina, adding in 10 points and three assists
- Hit a season-high six field goals against USF, finishing with 15 points
- Scored 13 points with five assists and four rebounds against Drexel
- Pulled down nine rebounds and lit up the arena with a momentum-swinging dunk against Clemson
- Scored a season-high 18 points against Memphis, adding three steals and six rebounds in 36 minutes
- Went for his 10th career 20-point game at Auburn, hitting five 3-pointers along with seven assists and three steals in 36 minutes

## THORNWELL'S CAREER HIGHS

### Points

Career 26, at Georgia (Jan. 22, 2014)

Season 22, at Auburn (Jan. 5, 2016)

### Field Goals

Career 9, 2x, last at Mississippi State (March 8, 2014)

Season 6, twice, last at Auburn (Jan. 5, 2016)

### Field Goal Attempts

Career 24, vs. Charlotte (Nov. 21, 2014)

Season 15, vs. Oral Roberts (Nov. 16, 2015)

### 3-Point Field Goals

Career 5, at Auburn (Jan. 5, 2016)

Season 5, at Auburn (Jan. 5, 2016)

### 3-Point Field Goal Attempts

Career 10, twice, last vs. Charlotte (Nov. 21, 2014)

Season 8, at Auburn (Jan. 5, 2016)

### Free Throws

Career 10, twice, last vs. Georgia (Feb. 22, 2014)

Season 9, vs. Memphis (Jan. 2, 2016)

### Free Throw Attempts

Career 14, vs. Memphis (Jan. 2, 2016)

Season 14, vs. Memphis (Jan. 2, 2016)

### Rebounds

Career 11, 2x, last at Mississippi State (March 8, 2014)

Season 10, vs. DePaul (Nov. 20, 2015)

### Assists

Career 9, vs. Auburn (Feb. 5, 2014)

Season 7, twice, last at Auburn (Jan. 5, 2016)

### Blocks

Career 2, 8x, vs. Memphis (Jan. 2, 2016)

Season 2, twice, last vs. Memphis (Jan. 2, 2016)

### Steals

Career 6, vs. UNC Asheville (Nov. 26, 2014)

Season 5, vs. Tulsa (Nov. 23, 2015)

### Minutes Played

Career 40, vs. Georgia (Feb. 22, 2014)

Season 36, twice, last at Auburn (Jan. 5, 2016)

## 2015-16

Opponent	Date	GS	Min	FG-FGA	Pct	3FG-FGA	Pct	FT-FTA	Pct	Off	Def	Tot	Avg	PF	FO	A	TO	Blk	Stl	Pts	Avg
Norfolk State	11/14/15	*	31	3-9	.333	1-3	.333	7-9	.778	0	4	4	4.0	2	0	2	3	0	3	14	14.0
Oral Roberts	11/16/15	*	32	3-15	.200	1-4	.250	4-6	.667	1	2	3	3.5	1	0	7	0	0	0	11	12.5
vs. DePaul	11/20/15	*	31	4-10	.400	0-1	.000	2-3	.667	3	7	10	5.7	3	0	3	3	0	2	10	11.7
vs. Hofstra	11/22/15	*	33	4-8	.500	0-2	.000	6-8	.750	1	8	9	6.5	1	0	6	0	0	0	14	12.3
vs. Tulsa	11/23/15	*	30	4-10	.400	2-4	.500	606	1.000	0	3	3	5.8	3	0	2	2	0	5	16	13.0
Lipscomb	11/27/15	*	30	0-5	.000	0-3	.000	2-4	.500	0	5	5	5.7	2	0	6	4	0	2	2	11.2
Western Carolina	11/30/15	*	25	3-12	.250	2-6	.333	2-2	1.000	2	6	8	6.0	0	0	3	3	0	2	10	11.0
USF	12/5/15	*	27	6-13	.462	2-7	.286	1-1	1.000	0	0	0	5.3	2	0	2	1	0	0	15	11.5
Drexel	12/15/15	*	28	4-8	.500	2-3	.667	3-4	.750	1	3	4	5.1	1	0	5	1	0	1	13	11.7
at Clemson	12/18/15	*	31	2-10	.200	1-6	.167	3-3	1.000	3	6	9	5.5	2	0	3	2	1	0	8	11.3
vs. St. John's	12/22/15	*	32	2-5	.400	1-3	.333	5-6	.833	1	3	4	5.4	2	0	3	2	0	0	10	11.2
Francis Marion	12/30/15	*	22	2-5	.400	1-4	.250	2-2	1.000	1	2	3	5.2	2	0	4	2	0	2	7	10.8
Memphis	1/2/16	*	36	4-8	.500	1-3	.333	9-14	.643	1	5	6	5.2	3	0	2	3	2	3	18	11.4
at Auburn	1/5/16	*	36	6-10	.600	5-8	.625	5-6	.833	0	2	2	5.0	1	0	7	3	0	3	22	12.1
Vanderbilt	1/9/16																				
at Alabama	1/13/16																				
Missouri	1/16/16																				
at Ole Miss	1/19/16																				
at Tennessee	1/23/16																				
Mississippi State	1/26/16																				
Alabama	1/30/16																				
at Georgia	2/2/16																				
Texas A&M	2/6/16																				
LSU	2/10/16																				
Kentucky	2/13/16																				
at Missouri	2/16/16																				
Florida	2/20/16																				
Tennessee	2/24/16																				
at Mississippi State	2/27/16																				
Georgia	3/3/16																				
at Arkansas	3/5/16																				

## CAREER STATISTICS

Season	GP-GS	Min	Avg	FG	FGA	Pct	3FG	3FGA	Pct	FT	FTA	Pct	Off	Def	Tot	Avg	PF	FO	Ast	TO	Blk	Stl	Pts	Avg
2013-14	34-34	1007	29.6	143	370	.386	37	100	.370	131	178	.736	48	91	139	4.1	100	2	101	106	21	40	454	13.4
2014-15	33-33	1011	30.6	114	335	.340	38	142	.268	101	141	.716	50	111	161	4.9	83	3	73	71	11	43	367	11.1
2015-16	14-14	424	30.3	47	128	.367	19	57	.333	57	74	.770	14	56	70	5.0	25	0	55	28	3	23	170	12.1
Totals	81-81	2442	30.1	304	833	.365	94	299	.314	289	393	.735	112	258	370	4.6	208	5	229	206	35	106	991	12.2

## CAREER SEC STATISTICS

Season	GP-GS	Min	Avg	FG	FGA	Pct	3FG	3FGA	Pct	FT	FTA	Pct	Off	Def	Tot	Avg	PF	FO	Ast	TO	Blk	Stl	Pts	Avg
2014	18-18	597	33.2	90	229	.393	21	60	.350	79	105	.752	29	56	85	4.7	55	2	72	75	13	21	280	15.6
2015	18-18	578	32.1	55	180	.306	23	83	.277	58	76	.763	24	52	76	4.2	47	2	39	44	3	19	191	10.6
2016	1-1	36	36.0	6	10	.600	5	8	.625	5	6	.833	0	2	2	2.0	1	0	7	3	0	3	22	22.0
Totals	37-37	1211	32.7	151	419	.360	49	151	.325	142	187	.759	53	110	163	4.4	103	4	118	122	16	43	493	13.3





# #1 MARCUS STROMAN

SOPHOMORE | GUARD | 6'2" | 185 | 1 LETTER

COLUMBIA, S.C./KEENAN

## SEASON NOTABLES

- Returns as team's top assist maker after posting 3.1 per game as a freshman last season
- Dished a team-high five assists and collected three steals in exhibition vs. Allen
- Scored five points, with three rebounds and two assists in 17 minutes off the bench vs. Norfolk State
- Scored season high seven points in win vs. DePaul
- DNP vs. Lipscomb due to an outside left quad strain
- Picked four steals in a win over Western Carolina, a new career high
- Pulled down a season-high five rebounds against Drexel
- Attempted a career-high eight free throws against Memphis, converting five
- Matched his career-high with 10 points at Auburn, hitting all eight of his free throws for another career high

## STROMAN'S CAREER HIGHS

### Points

Career 10, 3x, at Auburn (Jan. 5, 2016)

Season 10, at Auburn (Jan. 5, 2016)

### Field Goals

Career 4, vs. Akron (Nov. 23, 2014)

Season 2, vs. DePaul (Nov. 20, 2015)

### Field Goal Attempts

Career 9, at Arkansas (Feb. 3, 2015)

Season 6, vs. DePaul (Nov. 20, 2015)

### 3-Point Field Goals

Career 1, 3x last, vs. DePaul (Nov. 20, 2015)

Season 1, twice, last vs. DePaul (Nov. 20, 2015)

### 3-Point Field Goal Attempts

Career 3, 3x, last vs. DePaul (Nov. 20, 2015)

Season 3, vs. DePaul (Nov. 20, 2015)

### Free Throws

Career 8, at Auburn (Jan. 5, 2016)

Season 8, at Auburn (Jan. 5, 2016)

### Free Throw Attempts

Career 8, twice, last at Auburn (Jan. 5, 2016)

Season 8, twice, last at Auburn (Jan. 5, 2016)

### Rebounds

Career 8, vs. Oklahoma St. (Dec. 6, 2014)

Season 5, vs. Drexel (Dec. 15, 2015)

### Assists

Career 8, vs. Coker (Dec. 21, 2014)

Season 3, twice, last vs. USF (Dec. 5, 2015)

### Blocks

Career 1, 6x, last vs. Drexel (Dec. 15, 2015)

Season 1, 3x, last vs. Drexel (Dec. 15, 2015)

### Steals

Career 4, vs. Western Carolina (Nov. 30, 2015)

Season 4, vs. Western Carolina (Nov. 30, 2015)

### Minutes Played

Career 29, vs. Florida (Jan. 7, 2015)

Season 22, vs. Oral Roberts (Nov. 16, 2015)

## 2015-16

Opponent	Date	GS	Min	FG-FGA	Pct	3FG-FGA	Pct	FT-FTA	Pct	Off	Def	Tot	Avg	PF	FO	A	TO	Blk	Stl	Pts	Avg
Norfolk State	11/14/15	17	1-1	1.000	1-1	1.000	2-4	.500	1	2	3	3.0	0	0	2	2	0	0	5	5.0	
Oral Roberts	11/16/15	22	0-3	.000	0-1	.000	0-0	.000	1	0	1	2.0	1	0	1	0	0	0	0	2.5	
vs. DePaul	11/20/15	18	2-6	.333	1-3	.333	2-2	1.000	0	3	3	2.3	2	0	0	1	0	0	7	4.0	
vs. Hofstra	11/22/15	15	0-1	.000	0-0	.000	0-0	.000	1	0	1	2.0	4	0	2	0	0	1	0	3.0	
vs. Tulsa	11/23/15	19	1-1	1.000	0-0	.000	0-2	.000	0	2	2	2.0	1	0	1	3	0	0	2	2.8	
Lipscomb	11/27/15	-	-	-	-	-	-	-	DNP - Quad Injury											-	
Western Carolina	11/30/15	21	0-2	.000	0-0	.000	1-2	.500	0	3	3	2.2	0	0	3	3	1	4	1	2.5	
USF	12/5/15	10	1-1	1.000	0-0	.000	0-0	.000	1	2	3	2.3	0	0	3	1	1	0	2	2.4	
Drexel	12/15/15	16	0-1	.000	0-0	.000	2-4	.500	1	4	5	2.6	1	0	2	2	1	0	2	2.4	
at Clemson	12/18/15	10	0-1	.000	0-0	.000	0-0	.000	0	1	1	2.4	0	0	2	0	0	1	0	2.1	
vs. St. John's	12/22/15	16	0-2	.000	0-0	.000	2-2	1.000	1	0	1	2.3	2	0	2	0	0	1	2	2.1	
Francis Marion	12/30/15	12	0-0	.000	0-0	.000	2-2	1.000	0	2	2	2.3	0	0	0	2	0	0	2	2.1	
Memphis	1/2/16	19	0-1	.000	0-0	.000	5-8	.625	0	2	2	2.3	3	0	2	0	0	2	5	2.3	
at Auburn	1/5/16	21	1-1	1.000	0-0	.000	8-8	1.000	1	1	2	2.2	2	0	0	1	0	1	10	2.9	
Vanderbilt	1/9/16																				
at Alabama	1/13/16																				
Missouri	1/16/16																				
at Ole Miss	1/19/16																				
at Tennessee	1/23/16																				
Mississippi State	1/26/16																				
Alabama	1/30/16																				
at Georgia	2/2/16																				
Texas A&M	2/6/16																				
LSU	2/10/16																				
Kentucky	2/13/16																				
at Missouri	2/16/16																				
Florida	2/20/16																				
Tennessee	2/24/16																				
at Mississippi State	2/27/16																				
Georgia	3/3/16																				
at Arkansas	3/5/16																				

## CAREER STATISTICS

Season	GP-GS	Min	Avg	FG	FGA	Pct	3FG	3FGA	Pct	FT	FTA	Pct	Off	Def	Tot	Avg	PF	FO	Ast	TO	Blk	Stl	Pts	Avg
2014-15	28-0	573	20.5	39	104	.375	2	18	.111	41	63	.651	16	57	73	2.6	61	0	87	57	4	22	121	4.3
2015-16	13-0	216	16.6	6	21	.286	2	5	.400	24	32	.750	7	22	29	2.2	16	0	20	16	3	10	38	2.9
Totals	41-0	789	19.2	45	125	.360	4	23	.174	65	95	.684	23	79	102	2.5	77	0	107	73	7	32	159	3.9

## CAREER SEC STATISTICS

Season	GP-GS	Min	Avg	FG	FGA	Pct	3FG	3FGA	Pct	FT	FTA	Pct	Off	Def	Tot	Avg	PF	FO	Ast	TO	Blk	Stl	Pts	Avg
2015	13-0	253	19.5	16	49	.327	1	11	.091	16	25	.640	5	17	22	1.7	31	0	34	24	2	10	49	3.8
2016	1-0	21	21.0	1	1	1.000	0	0	.000	8	8	1.000	1	1	2	2.0	2	0	0	1	0	1	10	10.0
Totals	14-0	274	19.6	17	50	.340	1	11	.091	24	33	.727	6	18	24	1.7	33	0	34	25	2	11	59	4.2



# #5 TEMARCUS BLANTON

R-FRESHMAN | GUARD | 6'5" | 215 | HS

LOCUST GROVE, GA./LUELLA

## SEASON NOTABLES

- Returns after suffering a season-ending hip injury which required surgery during the 2014-15 preseason
- Scored seven points in just six minutes in exhibition vs. Allen
- Played seven minutes against Western Carolina, recording his first two career field goal attempts and a steal
- Scored his first career points in the win over USE, playing six minutes against the Bulls
- Hit both attempts from 3 against Drexel, his first made field goals at Carolina

## BLANTON'S SEASON HIGHS

### Points

6, vs. Drexel (Dec. 15, 2015)

### Field Goals

2, vs. Drexel (Dec. 15, 2015)

### Field Goal Attempts

2, 3x, last vs. Francis Marion (Dec. 30, 2015)

### 3-Point Field Goals

2, vs. Drexel (Dec. 15, 2015)

### 3-Point Field Goal Attempts

2, vs. Drexel (Dec. 15, 2015)

### Free Throws

2, twice, last vs. Francis Marion (Dec. 30, 2015)

### Free Throw Attempts

2, twice, last vs. Francis Marion (Dec. 30, 2015)

### Rebounds

3, vs. Francis Marion (Dec. 30, 2015)

### Assists

1, twice, last vs. Western Carolina (Nov. 30, 2015)

### Blocks

-

### Steals

1, twice, last vs. USE (Dec. 5, 2015)

### Minutes Played

7, vs. Western Carolina (Nov. 30, 2015)

## 2015-16

Opponent	Date	GS	Min	FG-FGA	Pct	3FG-FGA	Pct	FT-FTA	Pct	Off	Def	Tot	Avg	PF	FO	A	TO	Blk	Sd	Pts	Avg
Norfolk State	11/14/15	1	0-0	.000	0-0	.000	0-0	.000	0-0	0	0	0	0.0	1	0	1	0	0	0	0	0.0
Oral Roberts	11/16/15	1	0-0	.000	0-0	.000	0-0	.000	0	0	0	0.0	1	0	0	0	0	0	0	0	0.0
vs. DePaul	11/20/15	-	-	-	-	-	-	-	-DNP - Coach's Decision	-	-	-	-	-	-	-	-	-	-	-	-
vs. Hofstra	11/22/15	-	-	-	-	-	-	-	-DNP - Coach's Decision	-	-	-	-	-	-	-	-	-	-	-	-
vs. Tulsa	11/23/15	-	-	-	-	-	-	-	-DNP - Coach's Decision	-	-	-	-	-	-	-	-	-	-	-	-
Lipscomb	11/27/15	5	0-0	.000	0-0	.000	0-0	.000	0	0	0	0.0	1	0	0	1	0	0	0	0	0.0
Western Carolina	11/30/15	7	0-2	.000	0-0	.000	0-0	.000	0	0	0	0.0	0	0	0	1	0	0	1	0	0.0
USF	12/5/15	6	0-1	.000	0-0	.000	2-2	1.000	0	1	1	0.2	0	0	0	0	0	0	1	2	0.4
Drexel	12/15/15	3	2-2	1.000	2-2	1.000	0-0	.000	0	1	1	0.3	0	0	0	0	0	0	0	6	1.3
at Clemson	12/18/15	-	-	-	-	-	-	-	-DNP - Coach's Decision	-	-	-	-	-	-	-	-	-	-	-	-
vs. St. John's	12/22/15	-	-	-	-	-	-	-	-DNP - Coach's Decision	-	-	-	-	-	-	-	-	-	-	-	-
Francis Marion	12/30/15	6	0-2	.000	0-1	.000	2-2	1.000	2	1	3	0.7	1	0	0	0	0	0	0	2	1.4
Memphis	1/2/16	-	-	-	-	-	-	-	-DNP - Coach's Decision	-	-	-	-	-	-	-	-	-	-	-	-
at Auburn	1/5/16	-	-	-	-	-	-	-	-DNP - Coach's Decision	-	-	-	-	-	-	-	-	-	-	-	-
Vanderbilt	1/9/16	-	-	-	-	-	-	-	-	-	-	-	-	-	-	-	-	-	-	-	-
at Alabama	1/13/16	-	-	-	-	-	-	-	-	-	-	-	-	-	-	-	-	-	-	-	-
Missouri	1/16/16	-	-	-	-	-	-	-	-	-	-	-	-	-	-	-	-	-	-	-	-
at Ole Miss	1/19/16	-	-	-	-	-	-	-	-	-	-	-	-	-	-	-	-	-	-	-	-
at Tennessee	1/23/16	-	-	-	-	-	-	-	-	-	-	-	-	-	-	-	-	-	-	-	-
Mississippi State	1/26/16	-	-	-	-	-	-	-	-	-	-	-	-	-	-	-	-	-	-	-	-
Alabama	1/30/16	-	-	-	-	-	-	-	-	-	-	-	-	-	-	-	-	-	-	-	-
at Georgia	2/2/16	-	-	-	-	-	-	-	-	-	-	-	-	-	-	-	-	-	-	-	-
Texas A&M	2/6/16	-	-	-	-	-	-	-	-	-	-	-	-	-	-	-	-	-	-	-	-
LSU	2/10/16	-	-	-	-	-	-	-	-	-	-	-	-	-	-	-	-	-	-	-	-
Kentucky	2/13/16	-	-	-	-	-	-	-	-	-	-	-	-	-	-	-	-	-	-	-	-
at Missouri	2/16/16	-	-	-	-	-	-	-	-	-	-	-	-	-	-	-	-	-	-	-	-
Florida	2/20/16	-	-	-	-	-	-	-	-	-	-	-	-	-	-	-	-	-	-	-	-
Tennessee	2/24/16	-	-	-	-	-	-	-	-	-	-	-	-	-	-	-	-	-	-	-	-
at Mississippi State	2/27/16	-	-	-	-	-	-	-	-	-	-	-	-	-	-	-	-	-	-	-	-
Georgia	3/3/16	-	-	-	-	-	-	-	-	-	-	-	-	-	-	-	-	-	-	-	-
at Arkansas	3/5/16	-	-	-	-	-	-	-	-	-	-	-	-	-	-	-	-	-	-	-	-

## CAREER STATISTICS

Season	GP-GS	Min	Avg	FG	FGA	Pct	3FG	3FGA	Pct	FT	FTA	Pct	Off	Def	Tot	Avg	PF	FO	Ast	TO	Blk	Stl	Pts	Avg
2015-16	7-0	29	4.1	2	7	.286	2	4	.500	4	4	1.000	2	3	5	0.7	4	0	2	1	0	2	10	1.4

## CAREER SEC STATISTICS

Season	GP-GS	Min	Avg	FG	FGA	Pct	3FG	3FGA	Pct	FT	FTA	Pct	Off	Def	Tot	Avg	PF	FO	Ast	TO	Blk	Stl	Pts	Avg
2016																								



# #23 ERIC COBB

FRESHMAN | FORWARD | 6'9" | 296 | HS  
JACKSONVILLE, FLA./ST. FRANCIS ACADEMY (BALTIMORE)

## SEASON NOTABLES

- Noted as a true post player who has the ability to play with his back to the basket
- 4-star prospect by several outlets
- Led the team with 14 rebounds, while adding eight points in exhibition vs. Allen
- Saw action vs. Norfolk State, scored two points
- Earned extended playing time with an efficient day against Oral Roberts, with six points and three rebounds in 12 minutes
- Saw action vs. DePaul, collecting three rebounds
- Hit a pair of field goals in a win over Western Carolina
- Pulled down a season-best four rebounds against Drexel
- Provided a big boost off the bench vs. Clemson, with four points and a new season-high of five rebounds
- Played a season-high 16 minutes with seven rebounds against Francis Marion

## COBB'S SEASON HIGHS

### Points

6, vs. Oral Roberts (Nov. 16, 2015)

### Field Goals

3, vs. Oral Roberts (Nov. 16, 2015)

### Field Goal Attempts

4, vs. Western Carolina (Nov. 30, 2015)

### 3-Point Field Goals

-

### 3-Point Field Goal Attempts

-

### Free Throws

-

### Free Throw Attempts

2, vs. Western Carolina (Nov. 30, 2015)

### Rebounds

7, vs. Francis Marion (Dec. 30, 2015)

### Assists

2, vs. Francis Marion (Dec. 30, 2015)

### Blocks

1, twice, last vs. Francis Marion (Dec. 30, 2015)

### Steals

1, vs. Norfolk State (Nov. 14, 2015)

### Minutes Played

16, vs. Francis Marion (Dec. 30, 2015)

## 2015-16

Opponent	Date	GS	Min	FG-FGA	Pct	3FG-FGA	Pct	FT-FTA	Pct	Off	Def	Tot	Avg	PF	FO	A	TO	Blk	Stl	Pts	Avg
Norfolk State	11/14/15		8	1-1	1.000	0-0	.000	0-1	.000	0	1	1	1.0	2	0	0	1	0	1	2	2.0
Oral Roberts	11/16/15		12	3-3	1.000	0-0	.000	0-0	.000	2	1	3	2.0	1	0	0	1	0	0	8	5.0
vs. DePaul	11/20/15		11	0-0	.000	0-0	.000	0-0	.000	0	3	3	2.3	0	0	0	0	0	0	0	2.7
vs. Hofstra	11/22/15		4	1-2	.500	0-0	.000	0-0	.000	0	0	0	1.8	1	0	0	0	0	0	2	2.5
vs. Tulsa	11/23/15		9	1-2	.500	0-0	.000	0-0	.000	0	3	3	2.0	4	0	0	2	0	0	2	2.4
Lipscomb	11/27/15		2	0-0	.000	0-0	.000	0-0	.000	0	1	1	1.8	0	0	0	0	0	0	0	2.0
Western Carolina	11/30/15		10	2-4	.500	0-0	.000	0-2	.000	1	0	1	1.7	0	0	0	1	0	0	4	2.3
USF	12/5/15		8	0-0	.000	0-0	.000	0-0	.000	0	1	1	1.6	1	0	1	1	0	0	0	2.0
Drexel	12/15/15		12	0-1	.000	0-0	.000	0-0	.000	0	4	4	1.9	2	0	0	1	1	0	0	1.8
at Clemson	12/18/15		11	2-2	1.000	0-0	.000	0-0	.000	2	3	5	2.2	2	0	0	1	0	0	4	1.9
vs. St. John's	12/22/15		6	0-0	.000	0-0	.000	0-0	.000	1	2	3	2.3	2	0	0	1	0	0	0	1.8
Francis Marion	12/30/15		16	1-1	1.000	0-0	.000	0-7	.000	4	3	7	2.7	0	0	2	2	1	0	2	1.8
Memphis	1/2/16		3	0-0	.000	0-0	.000	0-0	.000	0	0	0	2.5	2	0	0	0	0	0	0	1.7
at Auburn	1/5/16		-	-	-	-	-	-	-	-	-	-	-	-	-	-	-	-	-	-	-
Vanderbilt	1/9/16		-	-	-	-	-	-	-	-	-	-	-	-	-	-	-	-	-	-	-
at Alabama	1/13/16		-	-	-	-	-	-	-	-	-	-	-	-	-	-	-	-	-	-	-
Missouri	1/16/16		-	-	-	-	-	-	-	-	-	-	-	-	-	-	-	-	-	-	-
at Ole Miss	1/19/16		-	-	-	-	-	-	-	-	-	-	-	-	-	-	-	-	-	-	-
at Tennessee	1/23/16		-	-	-	-	-	-	-	-	-	-	-	-	-	-	-	-	-	-	-
Mississippi State	1/26/16		-	-	-	-	-	-	-	-	-	-	-	-	-	-	-	-	-	-	-
Alabama	1/30/16		-	-	-	-	-	-	-	-	-	-	-	-	-	-	-	-	-	-	-
at Georgia	2/2/16		-	-	-	-	-	-	-	-	-	-	-	-	-	-	-	-	-	-	-
Texas A&M	2/6/16		-	-	-	-	-	-	-	-	-	-	-	-	-	-	-	-	-	-	-
LSU	2/10/16		-	-	-	-	-	-	-	-	-	-	-	-	-	-	-	-	-	-	-
Kentucky	2/13/16		-	-	-	-	-	-	-	-	-	-	-	-	-	-	-	-	-	-	-
at Missouri	2/16/16		-	-	-	-	-	-	-	-	-	-	-	-	-	-	-	-	-	-	-
Florida	2/20/16		-	-	-	-	-	-	-	-	-	-	-	-	-	-	-	-	-	-	-
Tennessee	2/24/16		-	-	-	-	-	-	-	-	-	-	-	-	-	-	-	-	-	-	-
at Mississippi State	2/27/16		-	-	-	-	-	-	-	-	-	-	-	-	-	-	-	-	-	-	-
Georgia	3/3/16		-	-	-	-	-	-	-	-	-	-	-	-	-	-	-	-	-	-	-
at Arkansas	3/5/16		-	-	-	-	-	-	-	-	-	-	-	-	-	-	-	-	-	-	-

## CAREER STATISTICS

Season	GP-GS	Min	Avg	FG	FGA	Pct	3FG	3FGA	Pct	FT	FTA	Pct	Off	Def	Tot	Avg	PF	FO	Ast	TO	Blk	Stl	Pts	Avg
2015-16	13-0	112	8.6	11	16	.688	0	0	.000	0	10	.000	10	22	32	2.5	20	0	3	11	2	1	22	1.7

## CAREER SEC STATISTICS

Season	GP-GS	Min	Avg	FG	FGA	Pct	3FG	3FGA	Pct	FT	FTA	Pct	Off	Def	Tot	Avg	PF	FO	Ast	TO	Blk	Stl	Pts	Avg
2016																								





# #2 RAYMOND DOBY

FRESHMAN | FORWARD | 6'6" | 233 | HS

CAHOKIA, ILL./MONTROSE CHRISTIAN SCHOOL

## SEASON NOTABLES

- 3-star prospect who will provide size and athleticism in the front court
- Collected one steal and one rebound in exhibition vs. Allen
- Played four minutes against Western Carolina, recording his first career block
- Played three minutes vs. Drexel
- Scored eight points with four rebounds in just seven minutes of playing time vs. Francis Marion

## DOBY'S SEASON HIGHS

### Points

8, vs. Francis Marion (Dec. 30, 2015)

### Field Goals

2, vs. Francis Marion (Dec. 30, 2015)

### Field Goal Attempts

5, vs. Francis Marion (Dec. 30, 2015)

### 3-Point Field Goals

-

### 3-Point Field Goal Attempts

-

### Free Throws

4, vs. Francis Marion (Dec. 30, 2015)

### Free Throw Attempts

8, vs. Francis Marion (Dec. 30, 2015)

### Rebounds

4, vs. Francis Marion (Dec. 30, 2015)

### Assists

-

### Blocks

1, vs. Western Carolina (Nov. 30, 2015)

### Steals

-

### Minutes Played

7, vs. Francis Marion (Dec. 30, 2015)

## 2015-16

Opponent	Date	GS	Min	FG-FGA	Pct	3FG-FGA	Pct	FT-FTA	Pct	Off	Def	Tot	Avg	PF	FO	A	TO	Blk	Stl	Pts	Avg
Norfolk State	11/14/15	-	-	-	-	-	-	-	-	-DNP - Coach's Decision	-	-	-	-	-	-	-	-	-	-	-
Oral Roberts	11/16/15	1	0-0	.000	0-0	.000	0-0	.000	0-0	0	0	0	0.0	1	0	0	0	0	0	0	0.0
vs. DePaul	11/20/15	1	0-0	.000	0-0	.000	0-0	.000	0-0	0	0	0	0.0	3	0	0	0	0	0	0	0.0
vs. Hofstra	11/22/15	-	-	-	-	-	-	-	-	-DNP - Coach's Decision	-	-	-	-	-	-	-	-	-	-	-
vs. Tulsa	11/23/15	-	-	-	-	-	-	-	-	-DNP - Coach's Decision	-	-	-	-	-	-	-	-	-	-	-
Lipscomb	11/27/15	2	0-1	.000	0-0	.000	0-0	.000	0-0	0	1	1	0.3	0	0	0	0	0	0	0	0.0
Western Carolina	11/30/15	4	0-0	.000	0-0	.000	0-0	.000	0-0	0	0	0	0.3	0	0	0	0	1	0	0	0.0
USF	12/5/15	-	-	-	-	-	-	-	-	-DNP - Back Spasms-	-	-	-	-	-	-	-	-	-	-	-
Drexel	12/15/15	3	0-0	.000	0-0	.000	0-0	.000	0-0	.000	0	0	0.2	0	0	0	1	0	0	0	0.0
at Clemson	12/18/15	-	-	-	-	-	-	-	-	-DNP - Coach's Decision	-	-	-	-	-	-	-	-	-	-	-
vs. St. John's	12/22/15	-	-	-	-	-	-	-	-	-DNP - Coach's Decision	-	-	-	-	-	-	-	-	-	-	-
Francis Marion	12/30/15	7	2-5	.400	0-0	.000	4-8	.500	3-1	4	0.8	0	0	0	0	0	0	0	8	1.3	
Memphis	1/2/16	-	-	-	-	-	-	-	-	-DNP - Coach's Decision	-	-	-	-	-	-	-	-	-	-	-
at Auburn	1/5/16	-	-	-	-	-	-	-	-	-DNP - Coach's Decision	-	-	-	-	-	-	-	-	-	-	-
Vanderbilt	1/9/16	-	-	-	-	-	-	-	-	-	-	-	-	-	-	-	-	-	-	-	-
at Alabama	1/13/16	-	-	-	-	-	-	-	-	-	-	-	-	-	-	-	-	-	-	-	-
Missouri	1/16/16	-	-	-	-	-	-	-	-	-	-	-	-	-	-	-	-	-	-	-	-
at Ole Miss	1/19/16	-	-	-	-	-	-	-	-	-	-	-	-	-	-	-	-	-	-	-	-
at Tennessee	1/23/16	-	-	-	-	-	-	-	-	-	-	-	-	-	-	-	-	-	-	-	-
Mississippi State	1/26/16	-	-	-	-	-	-	-	-	-	-	-	-	-	-	-	-	-	-	-	-
Alabama	1/30/16	-	-	-	-	-	-	-	-	-	-	-	-	-	-	-	-	-	-	-	-
at Georgia	2/2/16	-	-	-	-	-	-	-	-	-	-	-	-	-	-	-	-	-	-	-	-
Texas A&M	2/6/16	-	-	-	-	-	-	-	-	-	-	-	-	-	-	-	-	-	-	-	-
LSU	2/10/16	-	-	-	-	-	-	-	-	-	-	-	-	-	-	-	-	-	-	-	-
Kentucky	2/13/16	-	-	-	-	-	-	-	-	-	-	-	-	-	-	-	-	-	-	-	-
at Missouri	2/16/16	-	-	-	-	-	-	-	-	-	-	-	-	-	-	-	-	-	-	-	-
Florida	2/20/16	-	-	-	-	-	-	-	-	-	-	-	-	-	-	-	-	-	-	-	-
Tennessee	2/24/16	-	-	-	-	-	-	-	-	-	-	-	-	-	-	-	-	-	-	-	-
at Mississippi State	2/27/16	-	-	-	-	-	-	-	-	-	-	-	-	-	-	-	-	-	-	-	-
Georgia	3/3/16	-	-	-	-	-	-	-	-	-	-	-	-	-	-	-	-	-	-	-	-
at Arkansas	3/5/16	-	-	-	-	-	-	-	-	-	-	-	-	-	-	-	-	-	-	-	-

## CAREER STATISTICS

Season	GP-GS	Min	Avg	FG	FGA	Pct	3FG	3FGA	Pct	FT	FTA	Pct	Off	Def	Tot	Avg	PF	FO	Ast	TO	Blk	Stl	Pts	Avg
2015-16	6-0	18	3.0	2	6	.333	0	0	.000	4	8	.500	3	2	5	0.8	4	0	0	2	1	0	8	1.3

## CAREER SEC STATISTICS

Season	GP-GS	Min	Avg	FG	FGA	Pct	3FG	3FGA	Pct	FT	FTA	Pct	Off	Def	Tot	Avg	PF	FO	Ast	TO	Blk	Stl	Pts	Avg
2016																								



# #15 PJ DOZIER

FRESHMAN | GUARD | 6'6" | 200 | HS

COLUMBIA, S.C./SPRING VALLEY

## SEASON NOTABLES

- Highly-touted recruit and noted as one of the top point guards in the nation in his class
- Rated as the No. 19 overall prospect by ESPN.com
- 2015 McDonald's All-American and 2014-15 Gatorade Player of the Year in the State of South Carolina
- Dished four assists with two steals, seven points and seven rebounds in exhibition vs. Allen
- Earned the start in first-career game vs. Norfolk State, scored seven points with three assists, four rebounds and three steals in 21 minutes
- Seven points, with two rebounds and two steals in win vs. DePaul
- Best game of the season to date with 12 points and nine rebounds in 26 minutes vs. Hofstra
- Eight points with four assists in Paradise Jam Championship vs. Tulsa
- Scored 11 points and dished a season high five assists with six rebounds and a pair of steals vs. Lipscomb
- Picked up four steals to go with 12 points in 26 minutes against USF
- Led the team with 16 points, ten coming from the free throw line, in 24 minutes of action vs. Drexel
- Had his most efficient night of shooting as a Gamecock, scoring 13 points on 5-of-8 shooting vs. Clemson

## DOZIER'S SEASON HIGHS

### Points

16, vs. Drexel (Dec. 15, 2015)

### Field Goals

5, 3x, last at Clemson (Dec. 18, 2015)

### Field Goal Attempts

12, vs. USF (Dec. 5, 2015)

### 3-Point Field Goals

2, vs. Hofstra (Nov. 22, 2015)

### 3-Point Field Goal Attempts

4, twice, last vs. Francis Marion (Dec. 30, 2015)

### Free Throws

10, vs. Drexel (Dec. 15, 2015)

### Free Throw Attempts

16, vs. Drexel (Dec. 15, 2015)

### Rebounds

9, vs. Hofstra (Nov. 22, 2015)

### Assists

5, twice, last at Auburn (Jan. 5, 2016)

### Blocks

2, vs. Oral Roberts (Nov. 16, 2015)

### Steals

5, vs. Francis Marion (Dec. 30, 2015)

### Minutes Played

27, at Clemson (Dec. 18, 2015)

## 2015-16

Opponent	Date	GS	Min	FG-FGA	Pct	3FG-FGA	Pct	FT-FTA	Pct	Off	Def	Tot	Avg	PF	FO	A	TO	Blk	Stl	Pts	Avg
Norfolk State	11/14/15	*	21	3-7	.428	1-2	.500	0-2	.000	1	3	4	4.0	3	0	3	1	0	3	7	7.0
Oral Roberts	11/16/15	*	12	0-3	.000	0-1	.000	0-0	.000	0	2	2	3.0	2	0	2	1	2	1	0	3.5
vs. DePaul	11/20/15	*	14	3-6	.500	0-0	.000	1-2	.500	1	1	2	2.7	2	0	0	2	0	2	7	4.7
vs. Hofstra	11/22/15	*	26	5-10	.500	2-2	1.000	0-1	.000	4	5	9	4.3	3	0	2	3	0	0	12	6.5
vs. Tulsa	11/23/15	*	17	3-6	.500	2-4	.500	0-0	.000	0	4	4	4.2	4	0	4	2	1	0	8	6.8
Lipscomb	11/27/15	*	23	5-11	.454	1-3	.333	0-2	.000	2	4	6	4.5	2	0	5	4	1	2	11	7.5
Western Carolina	11/30/15	*	12	0-3	.000	0-1	.000	0-0	.000	1	2	3	4.3	3	0	0	2	0	0	0	6.4
USF	12/5/15	*	26	4-12	.333	0-1	.000	4-6	.667	0	1	1	3.9	2	0	2	2	1	4	12	7.1
Drexel	12/15/15	*	24	3-6	.500	0-0	.000	10-16	.625	0	4	4	3.9	0	0	3	1	0	0	16	8.1
at Clemson	12/18/15	*	27	5-8	.625	1-1	1.000	2-3	.667	1	5	6	4.1	2	0	1	2	0	1	13	8.6
vs. St. John's	12/22/15	*	24	3-11	.273	0-1	.000	0-0	.000	0	3	3	4.0	2	0	1	3	1	2	6	8.4
Francis Marion	12/30/15	*	22	3-8	.375	0-4	.000	0-0	.000	0	1	1	3.8	3	0	1	2	1	5	6	8.2
Memphis	1/2/16	*	15	3-7	.429	0-1	.000	1-3	.333	0	2	2	3.6	3	0	0	2	0	0	7	8.1
at Auburn	1/5/16	*	15	2-5	.400	0-2	.000	0-0	.000	2	2	4	3.6	0	0	5	6	0	1	4	7.8
Vanderbilt	1/9/16																				
at Alabama	1/13/16																				
Missouri	1/16/16																				
at Ole Miss	1/19/16																				
at Tennessee	1/23/16																				
Mississippi State	1/26/16																				
Alabama	1/30/16																				
at Georgia	2/2/16																				
Texas A&M	2/6/16																				
LSU	2/10/16																				
Kentucky	2/13/16																				
at Missouri	2/16/16																				
Florida	2/20/16																				
Tennessee	2/24/16																				
at Mississippi State	2/27/16																				
Georgia	3/3/16																				
at Arkansas	3/5/16																				

## CAREER STATISTICS

Season	GP-GS	Min	Avg	FG	FGA	Pct	3FG	3FGA	Pct	FT	FTA	Pct	Off	Def	Tot	Avg	PF	FO	Ast	TO	Blk	Stl	Pts	Avg
2015-16	14-14	278	19.9	42	103	.408	7	23	.304	18	35	.514	12	39	51	3.6	31	0	29	33	7	21	109	7.8

## CAREER SEC STATISTICS

Season	GP-GS	Min	Avg	FG	FGA	Pct	3FG	3FGA	Pct	FT	FTA	Pct	Off	Def	Tot	Avg	PF	FO	Ast	TO	Blk	Stl	Pts	Avg
2016	1-1	15	15.0	2	5	.400	0	2	.000	0	0	.000	2	2	4	4.0	0	0	5	6	0	1	4	4.0



# #4 JAMALL GREGORY

FRESHMAN | GUARD | 6'2" | 202 | HS  
WASHINGTON, D.C./COOLIDGE

## SEASON NOTABLES

- Very athletic guard who averaged 21 points per game during his senior season of high school
- Dished three assists in exhibition win vs. Allen
- Showed off his leaping ability to score his first points as a Gamecock, adding a pair of rebounds in a win over Western Carolina
- Played three minutes vs. Drexel, hitting a free throw and passing out his first collegiate assist
- Scored six points with three rebounds and three assists against Francis Marion
- Played three minutes in the first half of the team's win over Memphis, hitting his lone field goal attempt

## GREGORY'S SEASON HIGHS

### Points

6, vs. Francis Marion (Dec. 30, 2015)

### Field Goals

2, vs. Francis Marion (Dec. 30, 2015)

### Field Goal Attempts

6, vs. Francis Marion (Dec. 30, 2015)

### 3-Point Field Goals

1, vs. Francis Marion (Dec. 30, 2015)

### 3-Point Field Goal Attempts

4, vs. Francis Marion (Dec. 30, 2015)

### Free Throws

1, twice, last vs. Francis Marion (Dec. 30, 2015)

### Free Throw Attempts

2, twice, last vs. Francis Marion (Dec. 30, 2015)

### Rebounds

3, vs. Francis Marion (Dec. 30, 2015)

### Assists

3, vs. Francis Marion (Dec. 30, 2015)

### Blocks

-

### Steals

1, twice, last vs. Francis Marion (Dec. 30, 2015)

### Minutes Played

14, vs. Francis Marion (Dec. 30, 2015)

## 2015-16

Opponent	Date	GS	Min	FG-FGA	Pct	3FG-FGA	Pct	FT-FTA	Pct	Off	Def	Tot	Avg	PF	FO	A	TO	Blk	Stl	Pts	Avg
Norfolk State	11/14/15	-	-	-	-	-	-	-	-	-DNP - Coach's Decision	-	-	-	-	-	-	-	-	-	-	-
Oral Roberts	11/16/15	1	0-0	.000	0-0	.000	0-0	.000	0	1	1	1.0	0	0	0	0	0	0	0	0	0.0
vs. DePaul	11/20/15	1	0-0	.000	0-0	.000	0-0	.000	0	0	0	0	0.5	0	0	0	0	0	0	0	0.0
vs. Hofstra	11/22/15	-	-	-	-	-	-	-	-	-DNP - Coach's Decision	-	-	-	-	-	-	-	-	-	-	-
vs. Tulsa	11/23/15	-	-	-	-	-	-	-	-	-DNP - Coach's Decision	-	-	-	-	-	-	-	-	-	-	-
Lipscomb	11/27/15	2	0-0	.000	0-0	.000	0-0	.000	0	0	0	0	0.3	1	0	0	1	0	0	0	0.0
Western Carolina	11/30/15	7	1-2	.500	0-0	.000	0-0	.000	1	1	2	0.8	0	0	0	2	0	0	2	0.5	0.5
USF	12/5/15	-	-	-	-	-	-	-	-	-	-	DNP	-	-	-	-	-	-	-	-	-
Drexel	12/15/15	3	0-0	.000	0-0	.00	1-2	.500	0	1	1	0.6	0	0	1	0	0	1	1	0.6	0.6
at Clemson	12/18/15	-	-	-	-	-	-	-	-	-DNP - Coach's Decision	-	-	-	-	-	-	-	-	-	-	-
vs. St. John's	12/22/15	-	-	-	-	-	-	-	-	-DNP - Coach's Decision	-	-	-	-	-	-	-	-	-	-	-
Francis Marion	12/30/15	14	2-6	.333	1-4	.250	1-2	.500	1	2	3	1.0	1	0	3	0	0	1	6	1.5	1.5
Memphis	1/2/16	3	1-1	1.000	0-0	.000	0-0	.000	0	1	1	1.0	2	0	0	0	0	0	2	1.6	1.6
at Auburn	1/5/16	-	-	-	-	-	-	-	-	-DNP - Coach's Decision	-	-	-	-	-	-	-	-	-	-	-
Vanderbilt	1/9/16	-	-	-	-	-	-	-	-	-	-	-	-	-	-	-	-	-	-	-	-
at Alabama	1/13/16	-	-	-	-	-	-	-	-	-	-	-	-	-	-	-	-	-	-	-	-
Missouri	1/16/16	-	-	-	-	-	-	-	-	-	-	-	-	-	-	-	-	-	-	-	-
at Ole Miss	1/19/16	-	-	-	-	-	-	-	-	-	-	-	-	-	-	-	-	-	-	-	-
at Tennessee	1/23/16	-	-	-	-	-	-	-	-	-	-	-	-	-	-	-	-	-	-	-	-
Mississippi State	1/26/16	-	-	-	-	-	-	-	-	-	-	-	-	-	-	-	-	-	-	-	-
Alabama	1/30/16	-	-	-	-	-	-	-	-	-	-	-	-	-	-	-	-	-	-	-	-
at Georgia	2/2/16	-	-	-	-	-	-	-	-	-	-	-	-	-	-	-	-	-	-	-	-
Texas A&M	2/6/16	-	-	-	-	-	-	-	-	-	-	-	-	-	-	-	-	-	-	-	-
LSU	2/10/16	-	-	-	-	-	-	-	-	-	-	-	-	-	-	-	-	-	-	-	-
Kentucky	2/13/16	-	-	-	-	-	-	-	-	-	-	-	-	-	-	-	-	-	-	-	-
at Missouri	2/16/16	-	-	-	-	-	-	-	-	-	-	-	-	-	-	-	-	-	-	-	-
Florida	2/20/16	-	-	-	-	-	-	-	-	-	-	-	-	-	-	-	-	-	-	-	-
Tennessee	2/24/16	-	-	-	-	-	-	-	-	-	-	-	-	-	-	-	-	-	-	-	-
at Mississippi State	2/27/16	-	-	-	-	-	-	-	-	-	-	-	-	-	-	-	-	-	-	-	-
Georgia	3/3/16	-	-	-	-	-	-	-	-	-	-	-	-	-	-	-	-	-	-	-	-
at Arkansas	3/5/16	-	-	-	-	-	-	-	-	-	-	-	-	-	-	-	-	-	-	-	-


## CAREER STATISTICS

Season	GP-GS	Min	Avg	FG	FGA	Pct	3FG	3FGA	Pct	FT	FTA	Pct	Off	Def	Tot	Avg	PF	FO	Ast	TO	Blk	Stl	Pts	Avg
2015-16	7-0	31	4.4	4	9	.444	1	4	.250	2	4	.500	2	5	7	1.0	3	0	4	2	0	2	11	1.6

## CAREER SEC STATISTICS

Season	GP-GS	Min	Avg	FG	FGA	Pct	3FG	3FGA	Pct	FT	FTA	Pct	Off	Def	Tot	Avg	PF	FO	Ast	TO	Blk	Stl	Pts	Avg
2016	-	-	-	-	-	-	-	-	-	-	-	-	-	-	-	-	-	-	-	-	-	-	-	-





# #31 JARRELL HOLLIMAN

R-SOPHOMORE | FORWARD | 6’7” | 200 | HS  
ALPHARETTA, GA./ALPHARETTA/ELMHURST COLLEGE

## SEASON NOTABLES

- Walk-on transfer from Elmhurst College
- Saw action in two games at Elmhurst
- Scored two points and collected one steal in exhibition vs. Allen
- Played two minutes against Western Carolina
- Saw time in the team’s win over Francis Marion

## HOLLIMAN’S SEASON HIGHS

- Points**  
-
- Field Goals**  
-
- Field Goal Attempts**  
-
- 3-Point Field Goals**  
-
- 3-Point Field Goal Attempts**  
-
- Free Throws**  
-
- Free Throw Attempts**  
-
- Rebounds**  
-
- Assists**  
-
- Blocks**  
-
- Steals**  
-
- Minutes Played**  
2, twice, last vs. Francis Marion (Dec. 30, 2015)

## 2015-16

Opponent	Date	GS	Min	FG-FGA	Pct	3FG-FGA	Pct	FT-FTA	Pct	Off	Def	Tot	Avg	PF	FO	A	TO	Blk	Stl	Pts	Avg
Norfolk State	11/14/15	-	-	-	-	-	-	-	-	-DNP - Coach's Decision	-	-	-	-	-	-	-	-	-	-	-
Oral Roberts	11/16/15	1	0-0	.000	0-0-	.000	0-0	.000	0	0	0	0.0	0	0	0	0	0	0	0	0	0.0
vs. DePaul	11/20/15	-	-	-	-	-	-	-	-	-DNP - Coach's Decision	-	-	-	-	-	-	-	-	-	-	-
vs. Hofstra	11/22/15	-	-	-	-	-	-	-	-	-DNP - Coach's Decision	-	-	-	-	-	-	-	-	-	-	-
vs. Tulsa	11/23/15	-	-	-	-	-	-	-	-	-DNP - Coach's Decision	-	-	-	-	-	-	-	-	-	-	-
Lipscomb	11/27/15	-	-	-	-	-	-	-	-	-DNP - Coach's Decision	-	-	-	-	-	-	-	-	-	-	-
Western Carolina	11/30/15	2	0-0	.000	0-0-	.000	0-0	.000	0	0	0	0.0	0	0	0	1	0	0	0	0	0.0
USF	12/5/15	-	-	-	-	-	-	-	-	-DNP - Coach's Decision	-	-	-	-	-	-	-	-	-	-	-
Drexel	12/15/15	-	-	-	-	-	-	-	-	-DNP - Coach's Decision	-	-	-	-	-	-	-	-	-	-	-
at Clemson	12/18/15	-	-	-	-	-	-	-	-	-DNP - Coach's Decision	-	-	-	-	-	-	-	-	-	-	-
vs. St. John's	12/22/15	-	-	-	-	-	-	-	-	-DNP - Coach's Decision	-	-	-	-	-	-	-	-	-	-	-
Francis Marion	12/30/15	2	0-0	.000	0-0-	.000	0-0	.000	0	0	0	0.0	0	0	0	0	0	0	0	0	0.0
Memphis	1/2/16	-	-	-	-	-	-	-	-	-DNP - Coach's Decision	-	-	-	-	-	-	-	-	-	-	-
at Auburn	1/5/16	-	-	-	-	-	-	-	-	-DNP - Coach's Decision	-	-	-	-	-	-	-	-	-	-	-
Vanderbilt	1/9/16	-	-	-	-	-	-	-	-	-DNP - Coach's Decision	-	-	-	-	-	-	-	-	-	-	-
at Alabama	1/13/16	-	-	-	-	-	-	-	-	-	-	-	-	-	-	-	-	-	-	-	-
Missouri	1/16/16	-	-	-	-	-	-	-	-	-	-	-	-	-	-	-	-	-	-	-	-
at Ole Miss	1/19/16	-	-	-	-	-	-	-	-	-	-	-	-	-	-	-	-	-	-	-	-
at Tennessee	1/23/16	-	-	-	-	-	-	-	-	-	-	-	-	-	-	-	-	-	-	-	-
Mississippi State	1/26/16	-	-	-	-	-	-	-	-	-	-	-	-	-	-	-	-	-	-	-	-
Alabama	1/30/16	-	-	-	-	-	-	-	-	-	-	-	-	-	-	-	-	-	-	-	-
at Georgia	2/2/16	-	-	-	-	-	-	-	-	-	-	-	-	-	-	-	-	-	-	-	-
Texas A&M	2/6/16	-	-	-	-	-	-	-	-	-	-	-	-	-	-	-	-	-	-	-	-
LSU	2/10/16	-	-	-	-	-	-	-	-	-	-	-	-	-	-	-	-	-	-	-	-
Kentucky	2/13/16	-	-	-	-	-	-	-	-	-	-	-	-	-	-	-	-	-	-	-	-
at Missouri	2/16/16	-	-	-	-	-	-	-	-	-	-	-	-	-	-	-	-	-	-	-	-
Florida	2/20/16	-	-	-	-	-	-	-	-	-	-	-	-	-	-	-	-	-	-	-	-
Tennessee	2/24/16	-	-	-	-	-	-	-	-	-	-	-	-	-	-	-	-	-	-	-	-
at Mississippi State	2/27/16	-	-	-	-	-	-	-	-	-	-	-	-	-	-	-	-	-	-	-	-
Georgia	3/3/16	-	-	-	-	-	-	-	-	-	-	-	-	-	-	-	-	-	-	-	-
at Arkansas	3/5/16	-	-	-	-	-	-	-	-	-	-	-	-	-	-	-	-	-	-	-	-

## CAREER STATISTICS

Season	GP-GS	Min	Avg	FG	FGA	Pct	3FG	3FGA	Pct	FT	FTA	Pct	Off	Def	Tot	Avg	PF	FO	Ast	TO	Blk	Stl	Pts	Avg
2015-16	3-0	5	1.7	0	0	.000	0	0	.000	0	0	.000	0	0	0	0.0	0	0	0	1	0	0	0	0.0

## CAREER SEC STATISTICS

Season	GP-GS	Min	Avg	FG	FGA	Pct	3FG	3FGA	Pct	FT	FTA	Pct	Off	Def	Tot	Avg	PF	FO	Ast	TO	Blk	Stl	Pts	Avg
2016																								



# #21 JOHN RAGIN

FRESHMAN | GUARD | 6'2" | 177 | HS  
EASTOVER, S.C./CARDINAL NEWMAN

## SEASON NOTABLES

- Walk-on from Cardinal Newman High School in Columbia
- Named all-state, all-region, all-conference during his senior season of high school
- Collected two rebounds in exhibition vs. Allen
- Saw his first playing time of the regular season in a win over Western Carolina
- Played down the stretch against USF
- Scored his first collegiate points in the win over Francis Marion

## RAGIN'S SEASON HIGHS

### Points

2, vs. Francis Marion (Dec. 30, 2015)

### Field Goals

1, vs. Francis Marion (Dec. 30, 2015)

### Field Goal Attempts

1, 3x, last vs. Francis Marion (Dec. 30, 2015)

### 3-Point Field Goals

-

### 3-Point Field Goal Attempts

1, vs. USF (Dec. 5, 2015)

### Free Throws

-

### Free Throw Attempts

-

### Rebounds

1, vs. Western Carolina (Nov. 30, 2015)

### Assists

-

### Blocks

-

### Steals

-

### Minutes Played

2, 3x, last vs. Francis Marion (Dec. 30, 2015)

## 2015-16

Opponent	Date	GS	Min	FG-FGA	Pct	3FG-FGA	Pct	FT-FTA	Pct	Off	Def	Tot	Avg	PF	FO	A	TO	Blk	Stl	Pts	Avg
Norfolk State	11/14/15	-	-	-	-	-	-	-DNP - Coach's Decision	-	-	-	-	-	-	-	-	-	-	-	-	-
Oral Roberts	11/16/15	-	-	-	-	-	-	-DNP - Coach's Decision	-	-	-	-	-	-	-	-	-	-	-	-	-
vs. DePaul	11/20/15	-	-	-	-	-	-	-DNP - Coach's Decision	-	-	-	-	-	-	-	-	-	-	-	-	-
vs. Hofstra	11/22/15	-	-	-	-	-	-	-DNP - Coach's Decision	-	-	-	-	-	-	-	-	-	-	-	-	-
vs. Tulsa	11/23/15	-	-	-	-	-	-	-DNP - Coach's Decision	-	-	-	-	-	-	-	-	-	-	-	-	-
Lipscomb	11/27/15	-	-	-	-	-	-	-DNP - Coach's Decision	-	-	-	-	-	-	-	-	-	-	-	-	-
Western Carolina	11/30/15	2	0-1	.000	0-0	.000	0-0	.000	0	1	1	1.0	0	0	0	0	0	0	0	0	0.0
USF	12/5/15	2	0-1	.000	0-1	.000	0-0	.000	0	0	0	0.5	0	0	0	0	0	0	0	0	0.0
Drexel	12/15/15	-	-	-	-	-	-	-DNP - Coach's Decision	-	-	-	-	-	-	-	-	-	-	-	-	-
at Clemson	12/18/15	-	-	-	-	-	-	-DNP - Coach's Decision	-	-	-	-	-	-	-	-	-	-	-	-	-
vs. St. John's	12/22/15	-	-	-	-	-	-	-DNP - Coach's Decision	-	-	-	-	-	-	-	-	-	-	-	-	-
Francis Marion	12/30/15	2	1-1	1.000	0-0	.000	0-0	.000	0	0	0	0.3	0	0	0	0	0	0	0	2	0.7
Memphis	1/2/16	-	-	-	-	-	-	-DNP - Coach's Decision	-	-	-	-	-	-	-	-	-	-	-	-	-
at Auburn	1/5/16	-	-	-	-	-	-	-DNP - Coach's Decision	-	-	-	-	-	-	-	-	-	-	-	-	-
Vanderbilt	1/9/16	-	-	-	-	-	-	-DNP - Coach's Decision	-	-	-	-	-	-	-	-	-	-	-	-	-
at Alabama	1/13/16	-	-	-	-	-	-	-DNP - Coach's Decision	-	-	-	-	-	-	-	-	-	-	-	-	-
Missouri	1/16/16	-	-	-	-	-	-	-DNP - Coach's Decision	-	-	-	-	-	-	-	-	-	-	-	-	-
at Ole Miss	1/19/16	-	-	-	-	-	-	-DNP - Coach's Decision	-	-	-	-	-	-	-	-	-	-	-	-	-
at Tennessee	1/23/16	-	-	-	-	-	-	-DNP - Coach's Decision	-	-	-	-	-	-	-	-	-	-	-	-	-
Mississippi State	1/26/16	-	-	-	-	-	-	-DNP - Coach's Decision	-	-	-	-	-	-	-	-	-	-	-	-	-
Alabama	1/30/16	-	-	-	-	-	-	-DNP - Coach's Decision	-	-	-	-	-	-	-	-	-	-	-	-	-
at Georgia	2/2/16	-	-	-	-	-	-	-DNP - Coach's Decision	-	-	-	-	-	-	-	-	-	-	-	-	-
Texas A&M	2/6/16	-	-	-	-	-	-	-DNP - Coach's Decision	-	-	-	-	-	-	-	-	-	-	-	-	-
LSU	2/10/16	-	-	-	-	-	-	-DNP - Coach's Decision	-	-	-	-	-	-	-	-	-	-	-	-	-
Kentucky	2/13/16	-	-	-	-	-	-	-DNP - Coach's Decision	-	-	-	-	-	-	-	-	-	-	-	-	-
at Missouri	2/16/16	-	-	-	-	-	-	-DNP - Coach's Decision	-	-	-	-	-	-	-	-	-	-	-	-	-
Florida	2/20/16	-	-	-	-	-	-	-DNP - Coach's Decision	-	-	-	-	-	-	-	-	-	-	-	-	-
Tennessee	2/24/16	-	-	-	-	-	-	-DNP - Coach's Decision	-	-	-	-	-	-	-	-	-	-	-	-	-
at Mississippi State	2/27/16	-	-	-	-	-	-	-DNP - Coach's Decision	-	-	-	-	-	-	-	-	-	-	-	-	-
Georgia	3/3/16	-	-	-	-	-	-	-DNP - Coach's Decision	-	-	-	-	-	-	-	-	-	-	-	-	-
at Arkansas	3/5/16	-	-	-	-	-	-	-DNP - Coach's Decision	-	-	-	-	-	-	-	-	-	-	-	-	-

## CAREER STATISTICS

Season	GP-GS	Min	Avg	FG	FGA	Pct	3FG	3FGA	Pct	FT	FTA	Pct	Off	Def	Tot	Avg	PF	FO	Ast	TO	Blk	Stl	Pts	Avg
2015-16	3-0	6	2.0	1	3	.333	0	1	.000	0	0	.000	0	1	1	0.3	0	0	0	0	0	0	2	0.7

## CAREER SEC STATISTICS

Season	GP-GS	Min	Avg	FG	FGA	Pct	3FG	3FGA	Pct	FT	FTA	Pct	Off	Def	Tot	Avg	PF	FO	Ast	TO	Blk	Stl	Pts	Avg
2016																								



# #30 CHRIS SILVA

FRESHMAN | FORWARD | 6'9" | 220 | HS  
LIBREVILLE, GABON/ROSELLE (N.J.)

## SEASON NOTABLES

- Has only been playing organized basketball for a few years
- Native of Gabon, who played high school basketball in the United States
- Extremely athletic
- A four-star prospect by several outlets, including ESPN.com
- Earned the start in exhibition win vs. Allen, scoring seven points and pulling down 10 rebounds
- Scored 12 points and pulled down a game high nine rebounds, including five on the offensive glass, in first-career game vs. Norfolk State
- Scored four points, with one block and two rebounds vs. DePaul
- Scored 7 points with a 5-of-6 effort from the foul line in win vs. Hofstra
- Matched season high with 12 points off the bench vs. Lipscomb, also pulling down a team best seven rebounds and blocking two shots
- Pulled down 11 rebounds against Western Carolina, coming just one point shy of his first career double-double
- Blocked a season-high three shots and added four rebounds in 16 minutes against USF
- Played a season-high 30 minutes vs. Drexel, with a pair of highlight-reel blocks, nine points and seven rebounds
- Scored a season-high 13 points with six rebounds and three blocks in 19 minutes of action vs. Francis Marion
- Scored six points with seven rebounds in just 13 minutes of playing time against Memphis

## SILVA'S SEASON HIGHS

### Points

13, vs. Francis Marion (Dec. 30, 2015)

### Field Goals

5, vs. Francis Marion (Dec. 30, 2015)

### Field Goal Attempts

8, vs. Memphis (Jan. 2, 2016)

### 3-Point Field Goals

-

### 3-Point Field Goal Attempts

-

### Free Throws

8, vs. Norfolk State (Nov. 14, 2015)

### Free Throw Attempts

12, vs. Norfolk State (Nov. 14, 2015)

### Rebounds

11, vs. Western Carolina (Nov. 30, 2015)

### Assists

1, 3x, last vs. Francis Marion (Dec. 30, 2015)

### Blocks

3, twice, last vs. Francis Marion (Dec. 30, 2015)

### Steals

2, twice, last vs. Francis Marion (Dec. 30, 2015)

### Minutes Played

30, vs. Drexel (Dec. 15, 2015)

## 2015-16

Opponent	Date	GS	Min	FG-FGA	Pct	3FG-FGA	Pct	FT-FTA	Pct	Off	Def	Tot	Avg	PF	FO	A	TO	Blk	Stl	Pts	Avg
Norfolk State	11/14/15	24	2-5	.400	0-0	.000	8-12	.667	5	4	9	9.0	3	0	0	3	2	1	12	12.0	
Oral Roberts	11/16/15	6	1-2	.500	0-0	.000	0-2	.000	1	2	3	6.0	4	0	0	0	0	0	2	7.0	
vs. DePaul	11/20/15	10	1-3	.333	0-0	.000	2-4	.500	0	2	2	4.7	4	0	0	1	1	0	4	6.0	
vs. Hofstra	11/22/15	11	1-5	.200	0-0	.000	5-6	.833	3	0	3	4.3	2	0	0	2	0	0	7	6.3	
vs. Tulsa	11/23/15	6	0-2	.000	0-0	.000	0-0	.000	0	1	1	3.6	3	0	0	2	0	0	0	5.0	
Lipscomb	11/27/15	18	3-4	.750	0-0	.000	6-8	.750	2	5	7	4.2	1	0	1	2	2	0	12	6.2	
Western Carolina	11/30/15	15	2-3	.667	0-0	.000	5-10	.500	4	7	11	5.1	2	0	0	1	2	0	9	6.6	
USF	12/5/15	16	1-5	.200	0-0	.000	2-4	.500	2	2	4	5.0	4	0	0	0	3	0	4	6.3	
Drexel	12/15/15	30	3-5	.600	0-0	.000	3-4	.750	2	5	7	5.2	3	0	1	3	2	2	9	6.6	
at Clemson	12/18/15	6	0-0	.000	0-0	.000	0-0	.000	0	1	1	4.8	2	0	0	2	0	1	0	5.9	
vs. St. John's	12/22/15	10	1-4	.250	0-0	.000	0-0	.000	2	3	5	4.8	3	0	0	0	0	0	4	5.7	
Francis Marion	12/30/15	19	5-7	.714	0-0	.000	3-3	1.000	3	3	6	4.9	5	1	1	2	3	2	13	6.3	
Memphis	1/2/16	13	1-8	.125	0-0	.000	4-7	.571	4	3	7	5.1	3	0	0	0	0	0	6	6.3	
at Auburn	1/5/16	15	1-2	.500	0-0	.000	0-0	.000	0	3	3	4.9	4	0	0	1	0	0	2	6.0	
Vanderbilt	1/9/16																				
at Alabama	1/13/16																				
Missouri	1/16/16																				
at Ole Miss	1/19/16																				
at Tennessee	1/23/16																				
Mississippi State	1/26/16																				
Alabama	1/30/16																				
at Georgia	2/2/16																				
Texas A&M	2/6/16																				
LSU	2/10/16																				
Kentucky	2/13/16																				
at Missouri	2/16/16																				
Florida	2/20/16																				
Tennessee	2/24/16																				
at Mississippi State	2/27/16																				
Georgia	3/3/16																				
at Arkansas	3/5/16																				

## CAREER STATISTICS

Season	GP-GS	Min	Avg	FG	FGA	Pct	3FG	3FGA	Pct	FT	FTA	Pct	Off	Def	Tot	Avg	PF	FO	Ast	TO	Blk	Stl	Pts	Avg
2015-16	14-0	199	14.2	22	55	.400	0	0	.000	40	63	.635	28	41	69	4.9	43	1	3	19	15	6	84	6.0

## CAREER SEC STATISTICS

Season	GP-GS	Min	Avg	FG	FGA	Pct	3FG	3FGA	Pct	FT	FTA	Pct	Off	Def	Tot	Avg	PF	FO	Ast	TO	Blk	Stl	Pts	Avg
2016	1-0	15	15.0	1	2	.500	0	0	.000	0	0	.000	0	3	3	3.0	4	0	0	1	0	0	2	2.0



# THE LAST TIME IN SOUTH CAROLINA BASKETBALL...

## AN INDIVIDUAL ...

<b>Scored 20 or more points:</b>	South Carolina: Duane Notice (22), at Auburn, Jan. 5, 2016, in Auburn, Ala. Opponent: Tyler Harris (22), Auburn, Jan. 5, 2016, in Auburn, Ala.
<b>Scored 30 or more points:</b>	South Carolina: Brenton Williams (32) at Missouri, Jan. 25, 2014 in Columbia, Mo. Opponent: Obi Emegano (31), Oral Roberts, Nov. 16, 2015 in Columbia, S.C.
<b>Scored 35 or more points:</b>	South Carolina: Brenton Williams (38) vs. Miss. State, March 6, 2013 in Columbia, S.C. Opponent: Michael Frazier II (37), Florida , March 4, 2014 in Columbia, S.C.
<b>Scored 40 or more points:</b>	South Carolina: N/A thru 1992-93 season Opponent: Austin Carr (43), Notre Dame, Dec. 30, 1969 in New Orleans, La.
<b>Collected 20 or more rebounds:</b>	South Carolina: Emmett Hall (23), vs. College of Charleston, Dec. 22, 1993 in Columbia, S.C. Opponent: Ekpe Udoh (20), Baylor , Jan. 2, 2010 in Columbia, S.C.
<b>Collected 15 or more rebounds:</b>	South Carolina: Lakeem Jackson (15), vs. UALR, Nov. 25, 2012 in Puerto Vallarta, Mexico Opponent: Trey James (15), Coker, Dec. 21, 2014 in Columbia, S.C.
<b>Made 12 or more field goals:</b>	South Carolina: Devan Downey (12) vs. Georgia, Jan. 30, 2010 in Columbia, S.C. Opponent: Michael Frazier II (12), Florida, March 4, 2014 in Columbia, S.C.
<b>Made 10 or more field goals:</b>	South Carolina: Duane Notice (10), at Marshall Dec. 1, 2014 in Huntington, W.Va. Opponent: Tyler Harris (10), Auburn, Jan. 5, 2016, in Auburn, Ala.
<b>Attempted 20 or more field goals:</b>	South Carolina: Sindarius Thornwell (24), vs. Charlotte Nov. 21, 2014 in Charleston, S.C. Opponent: Michael Frazier II (21), Florida, March 4, 2014 in Columbia, S.C.
<b>Attempted 25 or more field goals:</b>	South Carolina: Devan Downey, 25, at Kentucky, Feb. 25, 2010 in Lexington, Ky. Opponent: Kemmy Burgess (Alaska-Anchorage), 26, Nov. 24, 2005 in Anchorage, Alaska
<b>Dished 10 or more assists:</b>	South Carolina: Devan Downey, 11, vs. LSU, March 13, 2008 in Atlanta, Ga. Opponent: 11, Dee Bost, Mississippi State, Feb. 29, 2012 in Columbia, S.C.
<b>Swiped 5 or more steals:</b>	South Carolina: PJ Dozier, 5 vs. Francis Marion, Dec. 30, 2015 in Columbia, S.C. Opponent: 5, Allen Payne, Auburn, Feb. 26, 2014 in Auburn, Ala.
<b>Blocked 5 or more shots:</b>	South Carolina: Damontre Harris, 5, vs. Georgia, Feb. 15, 2012 in Columbia, S.C. Opponent: Avry Holmes (5), Clemson, Dec. 18, 2015 in Greenville, S.C.
<b>Made 5 or more 3-point field goals:</b>	South Carolina: Sindarius Thornwell (5), at Auburn, Jan. 5, 2016, in Auburn, Ala. Opponent: Kareem Canty (5), Auburn, Jan. 5, 2016, in Auburn, Ala.
<b>Attempted 8 or more 3-point field goals:</b>	South Carolina: Sindarius Thornwell (8), at Auburn, Jan. 5, 2016, in Auburn, Ala. Opponent: Kareem Canty (12), Auburn, Jan. 5, 2016, in Auburn, Ala.
<b>Made 10 or more free throws:</b>	South Carolina: Duane Notice (12), vs. Memphis, Jan. 2, 2016 in Columbia, S.C. Opponent: Ricky Tarrant, Jr. (12), Memphis, Jan. 2, 2016 in Columbia, S.C.
<b>Attempted 15 or more free throws:</b>	South Carolina: PJ Dozier (16), vs. Drexel, Dec. 16, 2015, in Columbia, S.C. Opponent: Shaquille Harrison (16), Tulsa, Nov. 23, 2015 in St. Thomas, USVI
<b>Played all 40 minutes of regulation:</b>	South Carolina: Duane Notice, vs. Texas A&M, Feb. 21, 2015 in Columbia, S.C. Opponent: Frank Sullivan, Auburn, Jan. 12, 2013 in Columbia, S.C.
<b>A player hit a last-second shot (within 3 seconds) to win a game:</b>	South Carolina: Tyrone Johnson (Free Throws) vs. Ole Miss, March 12, in Nashville, Tenn. Opponent: Brian Bryant, Mississippi State, Feb. 29, 2012 in Columbia, S.C.
<b>A player had a double-double:</b>	South Carolina: Laimonas Chatkevicius (12 points, 10 rebounds), at Auburn, Jan. 5, 2016, in Auburn, Ala. Opponent: Jaron Blossomgame (17 points, 11 rebounds), Clemson, Dec. 18, 2015 in Greenville, S.C.
<b>Two or more players had a double-double:</b>	S. Carolina: Michael Carrera (23 points, 10 rebounds) and Lakeem Jackson (11 points, 11 rebounds) at LSU, Jan. 16, 2013 in Baton Rouge, La. Opponent: Alex Oriakhi (18 points, 11 rebounds), Earnest Ross (21 points, 10 rebounds) Missouri, Jan. 22, 2013 in Columbia, Mo.
<b>A player had a triple-double:</b>	South Carolina: Sam Muldrow (16 points, 14 rebounds, 10 blocks) vs. Vanderbilt, Jan. 8, 2011 in Columbia, S.C. *** Only second triple-double in South Carolina history (Chuck Eidson (25 points, 10 rebounds, 10 assists) vs. SC State, Nov. 29, 2002 in Columbia, S.C. Opponent: Daniel Hackett (Southern California - 22 points, 10 rebounds, 10 assists), Nov. 17, 2007 in Columbia, S.C.
<b>Scored 30 or more points in back-to-back games:</b>	South Carolina: Devan Downey, 30 vs. Kentucky, Jan. 26, 2010 in Columbia, S.C. 33 vs. Georgia, Jan. 30, 2010, in Columbia, S.C.
<b>Scored 25 or more points in back-to-back games:</b>	South Carolina: Devan Downey, 33 vs. Georgia, Jan. 30, 2010, in Columbia, S.C. 26 at Tennessee, Feb. 6, 2010 in Knoxville, Tenn.

## A TEAM ...

<b>Scored 100 or more points:</b>	South Carolina: 103 vs. The Citadel, Nov. 12, 2007 in Columbia, S.C. Opponent: 107, Vanderbilt, Feb. 17, 1996 in Nashville, Tenn.
<b>Scored 50 points or less:</b>	South Carolina: 46, vs. Florida, March 4, 2014 in Columbia S.C. Opponent: 50, Georgia, Jan. 31, 2015 in Athens, Ga.
<b>Scored 50 points in a half:</b>	South Carolina: 53 (1st half), vs. USF, Dec. 5, 2015 in Columbia, S.C. Opponent: 52 (2nd half) vs. Georgia Jan. 22, 2014 in Athens, Ga.
<b>Failed to score 25 points in a half:</b>	South Carolina: 24 (2nd Half), at Clemson, Dec. 18, 2015 in Greenville, S.C. Opponent: 20 (1st half), Francis Marion, Dec. 30, 2015 in Columbia, S.C.

<b>Collected 50 or more rebounds:</b>	South Carolina: 53, vs. Memphis, Jan. 2, 2015 in Columbia, S.C. Opponent: 52, WKU, Nov. 27, 2010 in Bowling Green, Ky.
<b>Shot 60% or better from the field:</b>	South Carolina: 60.8% (31-51) at Western Carolina, Nov. 18, 2005 in Cullowhee, N.C. Opponent: 69.6% (32-46) Missouri, Feb. 28, 2013 in Columbia, S.C.
<b>Shot 50% or better from the field:</b>	South Carolina: 50.0% (25-50), at Auburn, Jan. 5, 2016, in Auburn, Ala. Opponent: 50.9% (28-55), Hofstra, Nov. 22, 2015 in St. Thomas, USVI
<b>Shot less than 30% from the field:</b>	South Carolina: 27.1% (16-59), vs. Texas A&M, Feb. 21, 2015 in Columbia, S.C. Opponent: 28.4% (19-67), Western Carolina, Nov. 30, 2015, in Columbia, S.C.
<b>Shot 50% or better from 3-point range (at least 10 attempts):</b>	South Carolina: 50.0% (6-12), vs. Drexel, Dec, 16, 2015, in Columbia, S.C. Opponent 50.0% (17-34), Hofstra, Nov. 22, 2015 in St. Thomas, USVI
<b>Shot 20% or less from 3-point range (at least 10 attempts):</b>	South Carolina: 15.0% (3-20), at Kentucky, Feb. 14, 2015 in Lexington, Ky. Opponent: 13.3% (2-15), USF, Dec. 5, 2015 in Columbia, S.C.
<b>Dished 20 or more assists:</b>	South Carolina: 24, vs. Lipscomb, Nov. 27, 2015, in Columbia, S.C. Opponent: 21, Georgia, Jan. 22, 2014 in Athens, Ga.
<b>Made 35 or more shots:</b>	South Carolina: 37, vs. Hofstra, Nov. 22, 2015 in St. Thomas, USVI Opponent: 35, vs. Tennessee, March 5, 2009 in Columbia, S.C.
<b>Attempted 80 or more shots:</b>	South Carolina: 83 vs. WKU Nov. 27, 2010 in Bowling Green, Ky. Opponent: 83, LSU, Feb. 10, 1996 in Columbia, S.C.
<b>Attempted 70 or more shots:</b>	South Carolina: 72, vs. Providence, Dec. 1, 2011 in Columbia, S.C. Opponent: 71, Arkansas, Feb. 3, 2015 in Fayetteville, Ark.
<b>Made 10 or more 3-pointers:</b>	South Carolina: 11 vs. Auburn, March 12, 2014 in Atlanta, Ga. Opponent: 12, Auburn, Jan. 5, 2016, in Auburn, Ala.
<b>Did not make a 3-pointer:</b>	South Carolina: vs. Milwaukee, Nov. 11, 2012 in Columbia, S.C. Opponent: Miss. State, Jan. 9, 2013 in Starkville, Miss.
<b>Attempted 30 or more 3-pointers:</b>	South Carolina: 31 vs. Alabama, Jan. 25, 2012 in Columbia, S.C. Opponent: 30, Auburn, Jan. 5, 2016, in Auburn, Ala.
<b>Attempted 25 or more 3-pointers:</b>	South Carolina: 26 vs. Texas A&M, Feb. 21, 2015 in Columbia, S.C. Opponent: 30, Auburn, Jan. 5, 2016, in Auburn, Ala.
<b>Made 30 or more free throws:</b>	South Carolina: 46 vs. Memphis, Jan. 2, 2015 in Columbia, S.C. Opponent: 30, Memphis, Jan. 2, 2015 in Columbia, S.C.
<b>Attempted 40 or more free throws:</b>	South Carolina: 63, Memphis, Jan. 2, 2015 in Columbia, S.C. Opponent: 42, Kentucky, March 1, 2014 in Columbia, S.C.
<b>Swiped 15 or more steals:</b>	South Carolina: 15 vs. Vanderbilt, Jan. 16, 2010 in Columbia, S.C. Opponent: 17, Florida, March 4, 2014 in Columbia, S.C.
<b>Blocked 12 or more shots:</b>	South Carolina: 12, vs. Vanderbilt, Jan. 8, 2011 in Columbia, S.C. Opponent: 13, LSU, Jan. 28, 2015 in Baton Rouge, La.
<b>Blocked 8 or more shots:</b>	South Carolina: 8, vs. Francis Marion, Dec. 30, 2015 in Columbia, S.C. Opponent: 9, Memphis, Jan. 2, 2015 in Columbia, S.C.
<b>Won by 30 or more points:</b>	South Carolina: 37, vs. North Carolina A&T, Dec. 30, 2014 in Columbia, S.C. Opponent: 34, Kentucky, Feb. 14, 2015 in Lexington, Ky.
<b>Won by 20 or more points:</b>	South Carolina: 22, vs. Francis Marion, Dec. 30, 2015 in Columbia, S.C. Opponent: 34, at Kentucky, Feb. 14, 2015 in Lexington, Ky.
<b>Played a single overtime game:</b>	Win: 82-73 at LSU, Jan. 16, 2013 in Baton Rouge, La. Loss: 62-54 at Georgia, Feb. 23, 2013 in Athens, Ga.
<b>Played a double overtime game:</b>	Win: 87-85 vs. WKU, Nov. 27, 2010 in Bowling Green, Ky. Loss: 98-88 vs. Louisville, Feb. 20, 1988 in Columbia, S.C.
<b>South Carolina played a No. 1 Team in the country:</b>	Win: 68-62 vs. Kentucky, Jan. 26, 2010 in Columbia, S.C. Loss: 77-43 loss at Kentucky, Feb. 14, 2015 in Lexington, Ky.
<b>South Carolina played a top-5 opponent:</b>	Win: 68-62 vs. No. 1/1 Kentucky, Jan. 26, 2010 in Columbia, S.C. Loss: 75-36 loss to No. 4/4 Florida, Jan. 30, 2013 in Gainesville, Fla.
<b>South Carolina played a top-10 opponent:</b>	Win: 64-60 vs. No. 9/9 Iowa State, Jan. 3, 2015 in Brooklyn, N.Y. Loss: 58-43 loss vs. Kentucky, Jan. 24, 2015 in Columbia, S.C.
<b>South Carolina played a top-25 opponent:</b>	Win: 64-60 vs. No. 9/9 Iowa State, Jan. 3, 2015 in Brooklyn, N.Y. Loss: 78-74 loss vs. No. 18/18 Arkansas, March 5, 2015 in Columbia, S.C.
<b>South Carolina defeated a ranked opponent:</b>	Home: Win: 72-67 win over No. 17/15 Kentucky, March 1, 2014 in Columbia, S.C. Away: 77-73 at No. 13/19 Vanderbilt, March 6, 2010 in Nashville, Tenn. Neutral: 64-60 vs. No. 9/9 Iowa State, Jan. 3, 2015 in Brooklyn, N.Y. SEC Home: Win: 72-67 win over No. 17/15 Kentucky, March 1, 2014 in Columbia, S.C. SEC Away: 77-73 at No. 13/19 Vanderbilt, March 6, 2010 in Nashville, Tenn. Non-conference away: 85-84 at No. 19/20 Baylor, Jan. 2, 2009 in Waco, Texas
<b>A South Carolina win opened the season:</b>	Home: 81-56, vs. Norfolk State, Nov. 14, 2015 in Columbia, S.C. Away: 81-63 win at Western Carolina, Nov. 12, 2005 in Cullowhee, N.C. Neutral: 74-61 win vs. Chaminade, Nov. 19, 2001 in Maui, Hawaii (Maui Invite)
<b>South Carolina opened SEC play:</b>	Home: 72-68 loss vs. Florida, Jan. 7, 2015 in Gainesville, Fla. Away: 81-69 win at Auburn, Jan. 5, 2016, in Auburn, Ala.



# South Carolina Basketball

## South Carolina Combined Team Statistics (as of Jan 05, 2016)

### All games

RECORD:	OVERALL	HOME	AWAY	NEUTRAL
ALL GAMES	14-0	8-0	2-0	4-0
CONFERENCE	1-0	0-0	1-0	0-0
NON-CONFERENCE	13-0	8-0	1-0	4-0

#	Player	gp-gs	min	avg	Total		3-Point		F-Throw		Rebounds				pf	dq	a	to	blk	stl	pts	avg
					fg-fga	fg%	3fg-fga	3fg%	ft-fa	ft%	off	def	tot	avg								
24	CARRERA, Michael	14-14	346	24.7	57-114	.500	22-41	.537	37-48	.771	24	62	86	6.1	41	0	21	23	11	15	173	12.4
10	NOTICE, Duane	14-0	332	23.7	51-128	.398	27-63	.429	42-52	.808	7	24	31	2.2	17	0	25	12	1	14	171	12.2
00	THORNWELL, Sindari	14-14	424	30.3	47-128	.367	19-57	.333	57-74	.770	14	56	70	5.0	25	0	55	29	3	23	170	12.1
25	KACINAS, Mindaugas	14-14	412	29.4	62-109	.569	8-26	.308	31-47	.660	28	49	77	5.5	25	0	15	17	7	8	163	11.6
14	CHATKEVICIUS, L.	14-14	301	21.5	60-107	.561	5-13	.385	28-41	.683	27	38	65	4.6	35	0	11	25	16	8	153	10.9
15	DOZIER, PJ	14-14	278	19.9	42-103	.408	7-23	.304	18-35	.514	12	39	51	3.6	31	0	29	33	7	21	109	7.8
30	SILVA, Chris	14-0	199	14.2	22-55	.400	0-0	.000	40-63	.635	28	41	69	4.9	43	1	3	19	15	6	84	6.0
01	STROMAN, Marcus	13-0	216	16.6	6-21	.286	2-5	.400	24-32	.750	7	22	29	2.2	16	0	20	16	3	10	38	2.9
23	COBB, Eric	13-0	112	8.6	11-16	.688	0-0	.000	0-10	.000	10	22	32	2.5	20	0	3	11	2	1	22	1.7
20	MCKIE, Justin	12-0	91	7.6	7-25	.280	2-11	.182	4-6	.667	3	8	11	0.9	9	0	12	1	1	1	20	1.7
04	GREGORY, Jamall	7-0	31	4.4	4-9	.444	1-4	.250	2-4	.500	2	5	7	1.0	3	0	4	2	0	2	11	1.6
05	BLANTON, TeMarcus	7-0	29	4.1	2-7	.286	2-4	.500	4-4	1.000	2	3	5	0.7	4	0	2	1	0	2	10	1.4
02	DOBY, Raymond	6-0	18	3.0	2-6	.333	0-0	.000	4-8	.500	3	2	5	0.8	4	0	0	2	1	0	8	1.3
21	RAGIN, John	3-0	6	2.0	1-3	.333	0-1	.000	0-0	.000	0	1	1	0.3	0	0	0	0	0	0	2	0.7
31	HOLLIMAN, Jarrell	3-0	5	1.7	0-0	.000	0-0	.000	0-0	.000	0	0	0	0.0	0	0	0	1	0	0	0	0.0
Team											27	28	55					5				
Total.....		14	2800		374-831	.450	95-248	.383	291-424	.686	194	400	594	42.4	273	1	200	197	67	111	1134	81.0
Opponents.....		14	2800		307-813	.378	112-326	.344	196-294	.667	145	305	450	32.1	348	20	153	227	53	81	922	65.9

TEAM STATISTICS	SC	OPP
SCORING	1134	922
Points per game	81.0	65.9
Scoring margin	+15.1	-
FIELD GOALS-ATT	374-831	307-813
Field goal pct	.450	.378
3 POINT FG-ATT	95-248	112-326
3-point FG pct	.383	.344
3-pt FG made per game	6.8	8.0
FREE THROWS-ATT	291-424	196-294
Free throw pct	.686	.667
F-Throws made per game	20.8	14.0
REBOUNDS	594	450
Rebounds per game	42.4	32.1
Rebounding margin	+10.3	-
ASSISTS	200	153
Assists per game	14.3	10.9
TURNOVERS	197	227
Turnovers per game	14.1	16.2
Turnover margin	+2.1	-
Assist/turnover ratio	1.0	0.7
STEALS	111	81
Steals per game	7.9	5.8
BLOCKS	67	53
Blocks per game	4.8	3.8
ATTENDANCE	80651	29675
Home games-Avg/Game	8-10081	2-11001
Neutral site-Avg/Game	-	4-1918

Date	Opponent	Score	Att.
% 11/14/15	NORFOLK STATE	w 84-69	10623
11/16/15	ORAL ROBERTS	w 84-66	9640
! 11/20/15	vs DePaul	w 76-61	1601
! 11/22/15	vs Hofstra	w 94-84	1715
! 11/23/15	vs Tulsa	w 83-75	2002
11/27/15	LIPSCOMB	w 92-76	8793
11/30/15	WESTERN CAROLINA	w 76-53	8957
12/5/15	USF	w 81-63	10721
12/15/15	DREXEL	w 79-54	8481
12/18/15	at Clemson	w 65-59	14446
12/22/15	vs St. John's	w 75-61	2355
12/30/15	FRANCIS MARION	w 78-56	10401
1/2/16	MEMPHIS	w 86-76	13035
* 01/05/16	at Auburn	w 81-69	7556

\* = Conference game  
 % - Paradise Jam (Columbia, S.C.)  
 ! - Paradise Jam (St. Thomas, USVI)

Score by Periods	1st	2nd	Totals
South Carolina	571	563	1134
Opponents	429	493	922





# South Carolina Basketball

## South Carolina Combined Team Statistics (as of Jan 05, 2016)

### Conference games

RECORD:	OVERALL	HOME	AWAY	NEUTRAL
ALL GAMES	1-0	0-0	1-0	0-0
CONFERENCE	1-0	0-0	1-0	0-0
NON-CONFERENCE	0-0	0-0	0-0	0-0

##	Player	gp-gs	min	avg	Total		3-Point		F-Throw		Rebounds				pf	dq	a	to	blk	stl	pts	avg
					fg-fga	fg%	3fg-fga	3fg%	ft-fa	ft%	off	def	tot	avg								
00	THORNWELL, Sindari	1-1	36	36.0	6-10	.600	5-8	.625	5-6	.833	0	2	2	2.0	1	0	7	3	0	3	22	22.0
10	NOTICE, Duane	1-0	32	32.0	4-10	.400	3-6	.500	1-2	.500	0	3	3	3.0	1	0	2	0	0	1	12	12.0
14	CHATKEVICIUS, L.	1-1	28	28.0	5-9	.556	0-2	.000	2-3	.667	4	6	10	10.0	1	0	0	4	0	0	12	12.0
24	CARRERA, Michael	1-1	23	23.0	4-9	.444	1-4	.250	3-5	.600	1	6	7	7.0	3	0	0	2	0	2	12	12.0
01	STROMAN, Marcus	1-0	21	21.0	1-1	1.000	0-0	.000	8-8	1.000	1	1	2	2.0	2	0	0	1	0	1	10	10.0
25	KACINAS, Mindaugas	1-1	30	30.0	2-4	.500	0-1	.000	3-4	.750	0	2	2	2.0	1	0	1	2	0	1	7	7.0
15	DOZIER, PJ	1-1	15	15.0	2-5	.400	0-2	.000	0-0	.000	2	2	4	4.0	0	0	5	6	0	1	4	4.0
30	SILVA, Chris	1-0	15	15.0	1-2	.500	0-0	.000	0-0	.000	0	3	3	3.0	4	0	0	1	0	0	2	2.0
Team											1	0	1									
Total.....		1	200		25-50	.500	9-23	.391	22-28	.786	9	25	34	34.0	13	0	15	19	0	9	81	81.0
Opponents.....		1	200		24-54	.444	12-30	.400	9-13	.692	8	19	27	27.0	19	1	12	21	1	7	69	69.0

TEAM STATISTICS	SC	OPP
SCORING	81	69
Points per game	81.0	69.0
Scoring margin	+12.0	-
FIELD GOALS-ATT	25-50	24-54
Field goal pct	.500	.444
3 POINT FG-ATT	9-23	12-30
3-point FG pct	.391	.400
3-pt FG made per game	9.0	12.0
FREE THROWS-ATT	22-28	9-13
Free throw pct	.786	.692
F-Throws made per game	22.0	9.0
REBOUNDS	34	27
Rebounds per game	34.0	27.0
Rebounding margin	+7.0	-
ASSISTS	15	12
Assists per game	15.0	12.0
TURNOVERS	19	21
Turnovers per game	19.0	21.0
Turnover margin	+2.0	-
Assist/turnover ratio	0.8	0.6
STEALS	9	7
Steals per game	9.0	7.0
BLOCKS	0	1
Blocks per game	0.0	1.0
ATTENDANCE	0	7556
Home games-Avg/Game	0-0	1-7556
Neutral site-Avg/Game	-	0-0

Date	Opponent	Score	Att.
* 01/05/16	at Auburn	w 81-69	7556

\* = Conference game  
 % - Paradise Jam (Columbia, S.C.)  
 ! - Paradise Jam (St. Thomas, USVI)

Score by Periods	1st	2nd	Totals
South Carolina	43	38	81
Opponents	30	39	69



# South Carolina Basketball

## South Carolina Team Game-by-Game Comparison (as of Jan 07, 2016)

### All games

Opponent	1st	2nd	Score	Mar	Total FG	FG Pct	3-Pointers	3FG Pct	Free Throws	FT Pct	Rebounds	Assist	T/Over	Block	Steal	Fouls
NORFOLK STATE	40/34	44/35	84-69	+15	23-59/19-56	.390/.339	9-22/11-28	.409/.393	29-42/20-23	.690/.870	46/35 +11	15/12	13/18	4/3	9/7	19/35
ORAL ROBERTS	33/30	51/36	84-66	+18	29-73/22-51	.397/.431	7-21/4-14	.333/.286	19-27/18-23	.704/.783	44/28 +16	14/7	6/13	4/5	5/3	22/23
DePaul	37/28	39/33	76-61	+15	24-60/19-52	.400/.365	5-13/3-14	.385/.214	23-34/20-31	.676/.645	43/33 +10	11/9	12/15	4/2	5/4	27/27
Hofstra	46/39	48/45	94-84	+10	37-68/28-55	.544/.509	5-9/17-34	.556/.500	15-23/11-17	.652/.647	41/23 +18	16/16	9/14	5/2	4/2	18/21
Tulsa	38/29	45/46	83-75	+8	27-54/24-54	.500/.444	7-14/5-16	.500/.313	22-28/22-31	.786/.710	34/31 +3	12/9	13/15	2/0	7/4	25/25
LIPSCOMB	51/40	41/36	92-76	+16	34-66/27-68	.515/.397	5-19/13-35	.263/.371	19-27/9-14	.704/.643	43/29 +14	24/18	17/18	7/3	12/8	19/24
WESTERN CAROLINA	37/28	39/25	76-53	+23	26-63/19-67	.413/.284	8-18/11-32	.444/.344	16-25/4-4	.640/1000	51/36 +15	14/13	19/20	7/3	10/10	12/17
USF	53/22	28/41	81-63	+18	29-61/24-68	.475/.353	7-21/2-15	.333/.133	16-25/13-22	.640/.591	32/46 (14)	14/9	12/19	6/6	12/8	15/20
DREXEL	32/28	47/26	79-54	+25	25-46/19-55	.543/.345	6-12/7-17	.500/.412	23-39/9-19	.590/.474	41/22 +19	14/11	15/13	9/2	6/3	19/28
Clemson	41/25	24/34	65-59	+6	23-53/23-63	.434/.365	8-19/8-26	.421/.308	11-14/5-9	.786/.556	42/34 +8	12/11	16/10	3/8	3/2	16/20
St. John's	40/34	35/27	75-61	+14	27-57/22-49	.474/.449	7-13/5-20	.538/.250	14-19/12-27	.737/.444	43/26 +17	14/11	17/14	1/5	9/6	23/19
FRANCIS MARION	38/20	40/36	78-56	+22	27-64/18-60	.422/.300	8-27/6-23	.296/.261	16-30/14-25	.533/.560	47/42 +5	16/7	16/22	8/4	13/10	18/29
MEMPHIS	42/42	44/34	86-76	+10	18-57/19-61	.316/.311	4-17/8-22	.235/.364	46-63/30-36	.730/.833	53/38 +15	9/8	13/15	7/9	7/7	27/41
Auburn	43/30	38/39	81-69	+12	25-50/24-54	.500/.444	9-23/12-30	.391/.400	22-28/9-13	.786/.692	34/27 +7	15/12	19/21	0/1	9/7	13/19

Note: Game totals are displayed in the format TEAM/OPPONENT for each category



South Carolina Basketball  
South Carolina Category Leaders (as of Jan 07, 2016)  
All games

Points	G	Pts	Pts/G
CARRERA, Michael	14	173	12.4
NOTICE, Duane	14	171	12.2
THORNWELL, Sindarius	14	170	12.1
KACINAS, Mindaugas	14	163	11.6
CHATKEVICIUS, L.	14	153	10.9
DOZIER, PJ	14	109	7.8
SILVA, Chris	14	84	6.0
STROMAN, Marcus	13	38	2.9
COBB, Eric	13	22	1.7
MCKIE, Justin	12	20	1.7
GREGORY, Jamall	7	11	1.6
BLANTON, TeMarcus	7	10	1.4

FG Percentage	FG	Att	Pct
COBB, Eric	11	16	.688
KACINAS, Mindaugas	62	109	.569
CHATKEVICIUS, L.	60	107	.561
CARRERA, Michael	57	114	.500
GREGORY, Jamall	4	9	.444
DOZIER, PJ	42	103	.408
SILVA, Chris	22	55	.400
NOTICE, Duane	51	128	.398
THORNWELL, Sindarius	47	128	.367
RAGIN, John	1	3	.333
DOBY, Raymond	2	6	.333
STROMAN, Marcus	6	21	.286
BLANTON, TeMarcus	2	7	.286

3-Point Percentage	3FG	Att	Pct
CARRERA, Michael	22	41	.537
BLANTON, TeMarcus	2	4	.500
NOTICE, Duane	27	63	.429
STROMAN, Marcus	2	5	.400
CHATKEVICIUS, L.	5	13	.385
THORNWELL, Sindarius	19	57	.333
KACINAS, Mindaugas	8	26	.308
DOZIER, PJ	7	23	.304
GREGORY, Jamall	1	4	.250
MCKIE, Justin	2	11	.182
RAGIN, John	0	1	.000

Free Throw Percent	FG	Att	Pct
BLANTON, TeMarcus	4	4	1.000
NOTICE, Duane	42	52	.808
CARRERA, Michael	37	48	.771
THORNWELL, Sindarius	57	74	.770
STROMAN, Marcus	24	32	.750
CHATKEVICIUS, L.	28	41	.683
MCKIE, Justin	4	6	.667
KACINAS, Mindaugas	31	47	.660
SILVA, Chris	40	63	.635
DOZIER, PJ	18	35	.514
DOBY, Raymond	4	8	.500
GREGORY, Jamall	2	4	.500

Scoring Average	G	Pts	Avg/G
CARRERA, Michael	14	173	12.4
NOTICE, Duane	14	171	12.2
THORNWELL, Sindarius	14	170	12.1
KACINAS, Mindaugas	14	163	11.6
CHATKEVICIUS, L.	14	153	10.9
DOZIER, PJ	14	109	7.8
SILVA, Chris	14	84	6.0
STROMAN, Marcus	13	38	2.9
COBB, Eric	13	22	1.7
MCKIE, Justin	12	20	1.7
GREGORY, Jamall	7	11	1.6
BLANTON, TeMarcus	7	10	1.4

Field Goal Attempts	G	Att	Att/G
NOTICE, Duane	14	128	9.1
THORNWELL, Sindarius	14	128	9.1
CARRERA, Michael	14	114	8.1
KACINAS, Mindaugas	14	109	7.8
CHATKEVICIUS, L.	14	107	7.6

Field Goals Made	G	Made	Made/G
KACINAS, Mindaugas	14	62	4.4
CHATKEVICIUS, L.	14	60	4.3
CARRERA, Michael	14	57	4.1
NOTICE, Duane	14	51	3.6
THORNWELL, Sindarius	14	47	3.4

3-Point FG Attempts	G	Att	Att/G
NOTICE, Duane	14	63	4.5
THORNWELL, Sindarius	14	57	4.1
CARRERA, Michael	14	41	2.9
KACINAS, Mindaugas	14	26	1.9
DOZIER, PJ	14	23	1.6

3-Point FG Made	G	Made	Made/G
NOTICE, Duane	14	27	1.9
CARRERA, Michael	14	22	1.6
THORNWELL, Sindarius	14	19	1.4
KACINAS, Mindaugas	14	8	0.6
DOZIER, PJ	14	7	0.5

Free Throw Attempts	G	Att	Att/G
THORNWELL, Sindarius	14	74	5.3
SILVA, Chris	14	63	4.5
NOTICE, Duane	14	52	3.7
CARRERA, Michael	14	48	3.4
KACINAS, Mindaugas	14	47	3.4

Free Throws Made	G	Made	Made/G
THORNWELL, Sindarius	14	57	4.1
NOTICE, Duane	14	42	3.0
SILVA, Chris	14	40	2.9
CARRERA, Michael	14	37	2.6
KACINAS, Mindaugas	14	31	2.2



South Carolina Basketball  
South Carolina Category Leaders (as of Jan 07, 2016)  
All games

Rebounds	G	Reb	Reb/G
CARRERA, Michael	14	86	6.1
KACINAS, Mindaugas	14	77	5.5
THORNWELL, Sindarius	14	70	5.0
SILVA, Chris	14	69	4.9
CHATKEVICIUS, L.	14	65	4.6

Rebound Average	G	Reb	Avg/G
CARRERA, Michael	14	86	6.1
KACINAS, Mindaugas	14	77	5.5
THORNWELL, Sindarius	14	70	5.0
SILVA, Chris	14	69	4.9
CHATKEVICIUS, L.	14	65	4.6

Offensive Rebounds	G	No.	Avg/G
KACINAS, Mindaugas	14	28	2.0
SILVA, Chris	14	28	2.0
CHATKEVICIUS, L.	14	27	1.9
CARRERA, Michael	14	24	1.7
THORNWELL, Sindarius	14	14	1.0

Defensive Rebounds	G	No.	Avg/G
CARRERA, Michael	14	62	4.4
THORNWELL, Sindarius	14	56	4.0
KACINAS, Mindaugas	14	49	3.5
SILVA, Chris	14	41	2.9
DOZIER, PJ	14	39	2.8

Fouls	G	No.	Per/G
SILVA, Chris	14	43	3.1
CARRERA, Michael	14	41	2.9
CHATKEVICIUS, L.	14	35	2.5
DOZIER, PJ	14	31	2.2
KACINAS, Mindaugas	14	25	1.8
THORNWELL, Sindarius	14	25	1.8

Foulsouts	G	No.
SILVA, Chris	14	1

Assists	G	No.	Ast/G
THORNWELL, Sindarius	14	55	3.9
DOZIER, PJ	14	29	2.1
NOTICE, Duane	14	25	1.8
CARRERA, Michael	14	21	1.5
STROMAN, Marcus	13	20	1.5

Steals	G	No.	Stl/G
THORNWELL, Sindarius	14	23	1.6
DOZIER, PJ	14	21	1.5
CARRERA, Michael	14	15	1.1
NOTICE, Duane	14	14	1.0
STROMAN, Marcus	13	10	0.8

Blocked Shots	G	No.	Blk/G
CHATKEVICIUS, L.	14	16	1.1
SILVA, Chris	14	15	1.1
CARRERA, Michael	14	11	0.8
DOZIER, PJ	14	7	0.5
KACINAS, Mindaugas	14	7	0.5

Minutes	G	No.	Min/G
THORNWELL, Sindarius	14	424	30.3
KACINAS, Mindaugas	14	412	29.4
CARRERA, Michael	14	346	24.7
NOTICE, Duane	14	332	23.7
CHATKEVICIUS, L.	14	301	21.5

Turnovers	G	No.	TO/G
DOZIER, PJ	14	33	2.4
THORNWELL, Sindarius	14	29	2.1
CHATKEVICIUS, L.	14	25	1.8
CARRERA, Michael	14	23	1.6
SILVA, Chris	14	19	1.4





South Carolina Basketball  
South Carolina Team High/Low Analysis (as of Jan 07, 2016)  
All games

South Carolina - TEAM GAME HIGHS

POINTS	94	vs Hofstra (11/22/15)
	92	LIPSCOMB (11/27/15)
	86	MEMPHIS (1/2/16)
	84	ORAL ROBERTS (11/16/15)
	84	NORFOLK STATE (11/14/15)
FIELD GOALS MADE	37	vs Hofstra (11/22/15)
	34	LIPSCOMB (11/27/15)
FIELD GOAL ATTEMPTS	73	ORAL ROBERTS (11/16/15)
	68	vs Hofstra (11/22/15)
FIELD GOAL PERCENTAGE	.544 (37-68)	vs Hofstra (11/22/15)
	.543 (25-46)	DREXEL (12/15/15)
3 PT FIELD GOALS MADE	9	at Auburn (01/05/16)
	9	NORFOLK STATE (11/14/15)
3 PT FG ATTEMPTS	27	FRANCIS MARION (12/30/15)
	23	at Auburn (01/05/16)
3 PT FG PERCENTAGE	.556 (5-9)	vs Hofstra (11/22/15)
	.538 (7-13)	vs St. John's (12/22/15)
FREE THROWS MADE	46	MEMPHIS (1/2/16)
	29	NORFOLK STATE (11/14/15)
FREE THROW ATTEMPTS	63	MEMPHIS (1/2/16)
	42	NORFOLK STATE (11/14/15)
FREE THROW PERCENTAGE	.786 (22-28)	at Auburn (01/05/16)
	.786 (22-28)	vs Tulsa (11/23/15)
	.786 (11-14)	at Clemson (12/18/15)
REBOUNDS	53	MEMPHIS (1/2/16)
	51	WESTERN CAROLINA (11/30/15)
ASSISTS	24	LIPSCOMB (11/27/15)
	16	FRANCIS MARION (12/30/15)
	16	vs Hofstra (11/22/15)
STEALS	13	FRANCIS MARION (12/30/15)
	12	USF (12/5/15)
	12	LIPSCOMB (11/27/15)
BLOCKED SHOTS	9	DREXEL (12/15/15)
	8	FRANCIS MARION (12/30/15)
TURNOVERS	19	at Auburn (01/05/16)
	19	WESTERN CAROLINA (11/30/15)
FOULS	27	MEMPHIS (1/2/16)
	27	vs DePaul (11/20/15)



South Carolina Basketball  
South Carolina High/Low Analysis (as of Jan 07, 2016)  
All games

Opponent - GAME HIGHS

POINTS	84	vs Hofstra (11/22/15)
	76	MEMPHIS (1/2/16)
	76	LIPSCOMB (11/27/15)
	75	vs Tulsa (11/23/15)
	69	at Auburn (01/05/16)
	69	NORFOLK STATE (11/14/15)
FIELD GOALS MADE	28	vs Hofstra (11/22/15)
	27	LIPSCOMB (11/27/15)
FIELD GOAL ATTEMPTS	68	USF (12/5/15)
	68	LIPSCOMB (11/27/15)
FIELD GOAL PERCENTAGE	.509 (28-55)	vs Hofstra (11/22/15)
	.449 (22-49)	vs St. John's (12/22/15)
3 PT FIELD GOALS MADE	17	vs Hofstra (11/22/15)
	13	LIPSCOMB (11/27/15)
3 PT FG ATTEMPTS	35	LIPSCOMB (11/27/15)
	34	vs Hofstra (11/22/15)
3 PT FG PERCENTAGE	.500 (17-34)	vs Hofstra (11/22/15)
	.412 (7-17)	DREXEL (12/15/15)
FREE THROWS MADE	30	MEMPHIS (1/2/16)
	22	vs Tulsa (11/23/15)
FREE THROW ATTEMPTS	36	MEMPHIS (1/2/16)
	31	vs Tulsa (11/23/15)
	31	vs DePaul (11/20/15)
FREE THROW PERCENTAGE	1.000 (4-4)	WESTERN CAROLINA (11/30/15)
	.870 (20-23)	NORFOLK STATE (11/14/15)
REBOUNDS	46	USF (12/5/15)
	42	FRANCIS MARION (12/30/15)
ASSISTS	18	LIPSCOMB (11/27/15)
	16	vs Hofstra (11/22/15)
STEALS	10	FRANCIS MARION (12/30/15)
	10	WESTERN CAROLINA (11/30/15)
BLOCKED SHOTS	9	MEMPHIS (1/2/16)
	8	at Clemson (12/18/15)
TURNOVERS	22	FRANCIS MARION (12/30/15)
	21	at Auburn (01/05/16)
FOULS	41	MEMPHIS (1/2/16)
	35	NORFOLK STATE (11/14/15)



South Carolina Basketball  
South Carolina High/Low Analysis (as of Jan 07, 2016)  
All games

South Carolina - GAME LOWS

POINTS	65	at Clemson (12/18/15)
	75	vs St. John's (12/22/15)
	76	vs DePaul (11/20/15)
	76	WESTERN CAROLINA (11/30/15)
	78	FRANCIS MARION (12/30/15)
FIELD GOALS MADE	18	MEMPHIS (1/2/16)
	23	NORFOLK STATE (11/14/15)
	23	at Clemson (12/18/15)
FIELD GOAL ATTEMPTS	46	DREXEL (12/15/15)
	50	at Auburn (01/05/16)
FIELD GOAL PERCENTAGE	.316 (18-57)	MEMPHIS (1/2/16)
	.390 (23-59)	NORFOLK STATE (11/14/15)
3 PT FIELD GOALS MADE	4	MEMPHIS (1/2/16)
	5	vs DePaul (11/20/15)
	5	vs Hofstra (11/22/15)
	5	LIPSCOMB (11/27/15)
3 PT FG ATTEMPTS	9	vs Hofstra (11/22/15)
	12	DREXEL (12/15/15)
3 PT FG PERCENTAGE	.235 (4-17)	MEMPHIS (1/2/16)
	.263 (5-19)	LIPSCOMB (11/27/15)
FREE THROWS MADE	11	at Clemson (12/18/15)
	14	vs St. John's (12/22/15)
FREE THROW ATTEMPTS	14	at Clemson (12/18/15)
	19	vs St. John's (12/22/15)
FREE THROW PERCENTAGE	.533 (16-30)	FRANCIS MARION (12/30/15)
	.590 (23-39)	DREXEL (12/15/15)
REBOUNDS	32	USF (12/5/15)
	34	vs Tulsa (11/23/15)
	34	at Auburn (01/05/16)
ASSISTS	9	MEMPHIS (1/2/16)
	11	vs DePaul (11/20/15)
STEALS	3	at Clemson (12/18/15)
	4	vs Hofstra (11/22/15)
BLOCKED SHOTS	0	at Auburn (01/05/16)
	1	vs St. John's (12/22/15)
TURNOVERS	6	ORAL ROBERTS (11/16/15)
	9	vs Hofstra (11/22/15)
FOULS	12	WESTERN CAROLINA (11/30/15)
	13	at Auburn (01/05/16)



South Carolina Basketball  
South Carolina High/Low Analysis (as of Jan 07, 2016)  
All games

Opponent - GAME LOWS

POINTS	53	WESTERN CAROLINA (11/30/15)
	54	DREXEL (12/15/15)
	56	FRANCIS MARION (12/30/15)
	59	at Clemson (12/18/15)
	61	vs DePaul (11/20/15)
	61	vs St. John's (12/22/15)
FIELD GOALS MADE	18	FRANCIS MARION (12/30/15)
	19	NORFOLK STATE (11/14/15)
	19	vs DePaul (11/20/15)
	19	WESTERN CAROLINA (11/30/15)
	19	DREXEL (12/15/15)
	19	MEMPHIS (1/2/16)
FIELD GOAL ATTEMPTS	49	vs St. John's (12/22/15)
	51	ORAL ROBERTS (11/16/15)
FIELD GOAL PERCENTAGE	.284 (19-67)	WESTERN CAROLINA (11/30/15)
	.300 (18-60)	FRANCIS MARION (12/30/15)
3 PT FIELD GOALS MADE	2	USF (12/5/15)
	3	vs DePaul (11/20/15)
3 PT FG ATTEMPTS	14	ORAL ROBERTS (11/16/15)
	14	vs DePaul (11/20/15)
3 PT FG PERCENTAGE	.133 (2-15)	USF (12/5/15)
	.214 (3-14)	vs DePaul (11/20/15)
FREE THROWS MADE	4	WESTERN CAROLINA (11/30/15)
	5	at Clemson (12/18/15)
FREE THROW ATTEMPTS	4	WESTERN CAROLINA (11/30/15)
	9	at Clemson (12/18/15)
FREE THROW PERCENTAGE	.444 (12-27)	vs St. John's (12/22/15)
	.474 (9-19)	DREXEL (12/15/15)
REBOUNDS	22	DREXEL (12/15/15)
	23	vs Hofstra (11/22/15)
ASSISTS	7	ORAL ROBERTS (11/16/15)
	7	FRANCIS MARION (12/30/15)
STEALS	2	vs Hofstra (11/22/15)
	2	at Clemson (12/18/15)
BLOCKED SHOTS	0	vs Tulsa (11/23/15)
	1	at Auburn (01/05/16)
TURNOVERS	10	at Clemson (12/18/15)
	13	ORAL ROBERTS (11/16/15)
	13	DREXEL (12/15/15)
FOULS	17	WESTERN CAROLINA (11/30/15)
	19	vs St. John's (12/22/15)
	19	at Auburn (01/05/16)





South Carolina Basketball  
South Carolina Player High/Low Analysis (as of Jan 07, 2016)  
All games

South Carolina - I N D I V I D U A L G A M E H I G H S

Points	27		CHATKEVICIUS, L. vs Oral Roberts (11/16/15)
	23		KACINAS, Mindaugas vs DePaul (11/20/15)
	22		THORNWELL, Sindarius at Auburn (01/05/16)
	20		NOTICE, Duane vs St. John's (12/22/15)
	20		KACINAS, Mindaugas vs Western Carolina (11/30/15)
Field Goals Made	9		KACINAS, Mindaugas vs Hofstra (11/22/15)
	9		CHATKEVICIUS, L. vs Oral Roberts (11/16/15)
Field Goal Att.	16		NOTICE, Duane vs Lipscomb (11/27/15)
	15		THORNWELL, Sindarius vs Oral Roberts (11/16/15)
FG Pct (min 5 made)	1.000	(7-7)	CHATKEVICIUS, L. vs Lipscomb (11/27/15)
	.900	(9-10)	KACINAS, Mindaugas vs Hofstra (11/22/15)
3-Point FG Made	5		THORNWELL, Sindarius at Auburn (01/05/16)
	4		NOTICE, Duane vs Oral Roberts (11/16/15)
3-Point FG Att.	8		THORNWELL, Sindarius at Auburn (01/05/16)
	7		NOTICE, Duane vs Francis Marion (12/30/15)
	7		NOTICE, Duane at Clemson (12/18/15)
	7		THORNWELL, Sindarius vs USF (12/5/15)
	7		NOTICE, Duane vs Oral Roberts (11/16/15)
3-Pt FG Pct (min 2 made)	1.000	(2-2)	NOTICE, Duane vs St. John's (12/22/15)
	1.000	(2-2)	BLANTON, TeMarcus vs Drexel (12/15/15)
	1.000	(2-2)	KACINAS, Mindaugas vs Western Carolina (11/30/15)
	1.000	(2-2)	CARRERA, Michael vs Hofstra (11/22/15)
	1.000	(2-2)	DOZIER, PJ vs Hofstra (11/22/15)
	1.000	(2-2)	NOTICE, Duane vs DePaul (11/20/15)
Free Throws Made	12		NOTICE, Duane vs Memphis (1/2/16)
	10		DOZIER, PJ vs Drexel (12/15/15)
	10		KACINAS, Mindaugas vs DePaul (11/20/15)
Free Throw Att.	16		DOZIER, PJ vs Drexel (12/15/15)
	15		KACINAS, Mindaugas vs DePaul (11/20/15)
FT Pct (min 3 made)	1.000	(12-12)	NOTICE, Duane vs Memphis (1/2/16)
	1.000	(8-8)	STROMAN, Marcus at Auburn (01/05/16)
	1.000	(6-6)	THORNWELL, Sindarius vs Tulsa (11/23/15)
	1.000	(5-5)	CARRERA, Michael vs Western Carolina (11/30/15)
	1.000	(4-4)	KACINAS, Mindaugas vs Memphis (1/2/16)
	1.000	(4-4)	CHATKEVICIUS, L. vs Tulsa (11/23/15)
	1.000	(4-4)	KACINAS, Mindaugas vs Oral Roberts (11/16/15)
	1.000	(3-3)	SILVA, Chris vs Francis Marion (12/30/15)
	1.000	(3-3)	THORNWELL, Sindarius at Clemson (12/18/15)
	1.000	(3-3)	CARRERA, Michael vs Lipscomb (11/27/15)
	1.000	(3-3)	CHATKEVICIUS, L. vs Lipscomb (11/27/15)
	1.000	(3-3)	NOTICE, Duane vs Norfolk State (11/14/15)
	1.000	(3-3)	CHATKEVICIUS, L. vs Norfolk State (11/14/15)
Rebounds	13		KACINAS, Mindaugas vs Oral Roberts (11/16/15)
	12		CARRERA, Michael vs St. John's (12/22/15)
Assists	7		THORNWELL, Sindarius at Auburn (01/05/16)
	7		THORNWELL, Sindarius vs Oral Roberts (11/16/15)
Steals	5		DOZIER, PJ vs Francis Marion (12/30/15)
	5		THORNWELL, Sindarius vs Tulsa (11/23/15)
Blocked Shots	3		SILVA, Chris vs Francis Marion (12/30/15)
	3		CHATKEVICIUS, L. vs Drexel (12/15/15)
	3		SILVA, Chris vs USF (12/5/15)
	3		CHATKEVICIUS, L. vs Hofstra (11/22/15)
Turnovers	6		DOZIER, PJ at Auburn (01/05/16)

Fouls	5	CHATKEVICIUS, L. vs St. John's (12/22/15)
	5	SILVA, Chris vs Francis Marion (12/30/15)
	4	SILVA, Chris at Auburn (01/05/16)
	4	CHATKEVICIUS, L. vs Memphis (1/2/16)
	4	CARRERA, Michael vs Memphis (1/2/16)
	4	CHATKEVICIUS, L. vs St. John's (12/22/15)
	4	CARRERA, Michael vs St. John's (12/22/15)
	4	CARRERA, Michael vs Drexel (12/15/15)
	4	SILVA, Chris vs USF (12/5/15)
	4	CARRERA, Michael vs Lipscomb (11/27/15)
	4	CARRERA, Michael vs Tulsa (11/23/15)
	4	CHATKEVICIUS, L. vs Tulsa (11/23/15)
	4	DOZIER, PJ vs Tulsa (11/23/15)
	4	COBB, Eric vs Tulsa (11/23/15)
	4	STROMAN, Marcus vs Hofstra (11/22/15)
	4	SILVA, Chris vs DePaul (11/20/15)
	4	SILVA, Chris vs Oral Roberts (11/16/15)
Minutes	37	KACINAS, Mindaugas at Clemson (12/18/15)
	36	THORNWELL, Sindarius at Auburn (01/05/16)
	36	THORNWELL, Sindarius vs Memphis (1/2/16)
	36	KACINAS, Mindaugas vs Memphis (1/2/16)
	33	NOTICE, Duane vs Memphis (1/2/16)
	33	KACINAS, Mindaugas vs St. John's (12/22/15)
	33	THORNWELL, Sindarius vs Hofstra (11/22/15)
	33	KACINAS, Mindaugas vs DePaul (11/20/15)
	33	KACINAS, Mindaugas vs Oral Roberts (11/16/15)



South Carolina Basketball  
South Carolina Opponent High/Low Analysis (as of Jan 07, 2016)  
All games

OPPONENT INDIVIDUAL GAME HIGHS

Points	31		Obi Emegano vs Oral Roberts (11/16/15)
	28		GREEN, Juan'ya vs Hofstra (11/22/15)
	22		Harris, Tyler at Auburn (01/05/16)
	21		Canty, Kareem at Auburn (01/05/16)
	21		WILLIAMS, JOSH vs Lipscomb (11/27/15)
	21		OLIVER, Charles vs Norfolk State (11/14/15)
Field Goals Made	10		Harris, Tyler at Auburn (01/05/16)
	9		Obi Emegano vs Oral Roberts (11/16/15)
Field Goal Att.	21		Obi Emegano vs Oral Roberts (11/16/15)
	18		Allen, Tavon vs Drexel (12/15/15)
FG Pct (min 5 made)	.833	(5-6)	JONES, Christian vs St. John's (12/22/15)
	.769	(10-13)	Harris, Tyler at Auburn (01/05/16)
3-Point FG Made	6		GREEN, Juan'ya vs Hofstra (11/22/15)
	5		Canty, Kareem at Auburn (01/05/16)
	5		WILLIAMS, JOSH vs Lipscomb (11/27/15)
	5		OLIVER, Charles vs Norfolk State (11/14/15)
3-Point FG Att.	13		GREEN, Juan'ya vs Hofstra (11/22/15)
	12		Canty, Kareem at Auburn (01/05/16)
3-Pt FG Pct (min 2 made)	1.000	(2-2)	MARTIN, Jeremiah vs Memphis (1/2/16)
	.714	(5-7)	WILLIAMS, JOSH vs Lipscomb (11/27/15)
Free Throws Made	12		TARRANT JR., Ricky vs Memphis (1/2/16)
	12		HARRISON, Shaquille vs Tulsa (11/23/15)
Free Throw Att.	16		HARRISON, Shaquille vs Tulsa (11/23/15)
	12		TARRANT JR., Ricky vs Memphis (1/2/16)
FT Pct (min 3 made)	1.000	(12-12)	TARRANT JR., Ricky vs Memphis (1/2/16)
	1.000	(10-10)	Obi Emegano vs Oral Roberts (11/16/15)
	1.000	(7-7)	GOODWIN, Shaq vs Memphis (1/2/16)
	1.000	(7-7)	GARRETT, Billy vs DePaul (11/20/15)
	1.000	(5-5)	SHORT, Jeff vs Norfolk State (11/14/15)
	1.000	(4-4)	MORILLO, Nehemias vs USF (12/5/15)
	1.000	(4-4)	Mike Brown vs Western Carolina (11/30/15)
	1.000	(3-3)	WOODSON, Avery vs Memphis (1/2/16)
Rebounds	13		COUSINS, Jaleel vs USF (12/5/15)
	11		BLOSSOMGAME, Jaron at Clemson (12/18/15)
Assists	8		MORAN, NATHAN vs Lipscomb (11/27/15)
	7		GREEN, Juan'ya vs Hofstra (11/22/15)
Steals	4		Mike Brown vs Western Carolina (11/30/15)
	3		Granger, Jordon at Auburn (01/05/16)
	3		COUSINS, Jaleel vs USF (12/5/15)
	3		Justin Browning vs Western Carolina (11/30/15)
Blocked Shots	5		NNOKO, Landry at Clemson (12/18/15)
	4		Albert Owens vs Oral Roberts (11/16/15)
Turnovers	7		PETERS, Roddy vs USF (12/5/15)
	6		Harris, Tyler at Auburn (01/05/16)
	6		Bowers, Cinmeon at Auburn (01/05/16)
	6		Torrion Brummitt vs Western Carolina (11/30/15)
Fouls	5		Brown, Bryce at Auburn (01/05/16)
	5		CRAWFORD, Markel vs Memphis (1/2/16)
	5		LAWSON, Dedric vs Memphis (1/2/16)
	5		LAWSON, K.J. vs Memphis (1/2/16)
	5		GOODWIN, Shaq vs Memphis (1/2/16)
	5		BURRELL, Trahson vs Memphis (1/2/16)
	5		DAVIS JR., Mike vs Francis Marion (12/30/15)

5	JEROME, David vs Francis Marion (12/30/15)
5	Williams, Austin vs Drexel (12/15/15)
5	Myles, Tyshawn vs Drexel (12/15/15)
5	Allen, Terrell vs Drexel (12/15/15)
5	BRAMMEIER,GEORGE vs Lipscomb (11/27/15)
5	SWANNEGAN, Brandon vs Tulsa (11/23/15)
5	CURTIS, Marquel vs Tulsa (11/23/15)
5	NICHOLS, Malik vs Hofstra (11/22/15)
5	Brandon Conley vs Oral Roberts (11/16/15)
5	Aaron Anderson vs Oral Roberts (11/16/15)
5	SHORT,Jeff vs Norfolk State (11/14/15)
5	WADE,Jonathan vs Norfolk State (11/14/15)
5	TAYLOR,D'Shon vs Norfolk State (11/14/15)