



# 2012-13 SOUTH CAROLINA BASKETBALL

## OPENING TIP

**Date:** Sunday, Nov. 25, 2012  
**Tipoff:** 9:30 p.m. ET  
**Location:** Puerto Vallarta, Mexico  
**Arena:** Puerto Vallarta International Convention Center  
**Series:** First Meeting  
**Last Meeting:** N/A  
**Television:** None  
**Radio:** Gamecock IMG Radio Network (107.5 FM in Columbia)  
**Sirius:** None; **XM:** None  
**Talent:** Andy Demetra (pxp), Casey Manning (analyst)  
**Live Stats:** GamecocksOnline.com

## GAME 6



**SOUTH CAROLINA  
 GAMECOCKS**  
**(4-1)**

- VS -

**ARKANSAS LITTLE-ROCK  
 TROJANS**  
**(4-2)**



**Ranking:** AP/Coaches (-/-)  
**Head Coach:** Frank Martin  
**Record at SC:** 4-1  
**Career Rec.:** 121-55  
**vs. UALR:** 0-0  
**SID:** Emily Feeney-Molinary

**Stat Leaders (per game):**  
**Points:** Carrera (17.5)  
**Rebounds:** Carrera (10.0)  
**Assists:** Smith (2.8)  
**Blocks:** Carrera (2.0)  
**Steals:** Jackson (1.2)

**Ranking:** AP/Coaches (-/-)  
**Head Coach:** Steve Shields  
**Record at UALR:** 151-130 (10th)  
**Career Rec.:** Same  
**vs. SC:** 0-0  
**SID:** Patrick Newton

**Stat Leaders (per game):**  
**Points:** Gillon (12.8)  
**Rebounds:** White (6.5)  
**Assists:** Gillon (2.8)  
**Blocks:** Javes (1.8)  
**Steals:** Isler (1.7)

## 2011-12 SCHEDULE

DATE	OPPONENT (TV)	TIME/RESULT
O. 30	Kentucky Wesleyan +	W, 68-67
N. 11	Milwaukee & (FSN)	W, 82-75 (OT)
N. 16	Morgan State (SS)	W, 87-71
N. 19	Rider & (FSS/FSCR)	W, 88-76
N. 21	Elon	L, 65-53
N. 24	vs. Missouri State ^	W, 74-67 (OT)
N. 25	vs. Arkansas Little-Rock ^	9:30 p.m.
N. 29	at St. John's % (ESPNU)	7:30 p.m.
D. 2	Clemson (ESPNU)	12 p.m.
D. 7	Jacksonville (FSS/FSCR)	7 p.m.
D. 19	Appalachian State (FSS/FSCR)	5 p.m.
D. 22	vs. Manhattan #	5:30 p.m.
D. 29	Presbyterian (CSS)	1 p.m.
J. 5	SC State (FSN)	1:30 p.m.
J. 9	at Mississippi State* (ESPN3)	8 p.m.
J. 12	Auburn* (SECN)	1:30 p.m.
J. 16	at LSU* (ESPN3)	8 p.m.
J. 19	Vanderbilt* (SECN)	1:30 p.m.
J. 22	at Missouri* (ESPNU)	7 p.m.
J. 26	Arkansas* (SECN)	1:30 p.m.
J. 30	at Florida* (SECN)	8 p.m.
F. 2	Georgia* (SECN)	1:30 p.m.
F. 5	at Kentucky* (ESPNU)	9 p.m.
F. 10	Tennessee* (FSN)	1 p.m.
F. 14	LSU* (ESPN/2)	7 p.m.
F. 16	at Alabama* (SECN)	4 p.m.
F. 20	Ole Miss* (CSS)	7 p.m.
F. 23	at Georgia* (CBS Sports)	2 p.m.
F. 28	Missouri* (ESPN/2)	9 p.m.
M. 2	at Texas A&M* (ESPNU)	7 p.m.
M. 6	Mississippi State* (ESPN3)	7 p.m.
M. 9	at Vanderbilt* (SECN)	1:30 p.m.
M. 13-17	SEC Tournament (Nashville)	TBA
M. 19-A. 4	NCAA Tournament	TBA

All home games in **bold** | All times listed Eastern  
 \* indicates SEC contest | + indicates exhibition | **SS**-SportSouth  
 | **SECN**-SEC Network | **CSS**-CharterSports SE | &-Hoops For  
 Hope Classic (Columbia, S.C.) | ^-Hoops For Hope Classic (Puerto  
 Vallarta, Mexico) | %-SEC/BIG EAST Challenge | #-Brooklyn Hoops  
 Holiday Invitational (Brooklyn, N.Y.)

## PROBABLE STARTERS (BASED ON PREVIOUS GAME)

South Carolina	Ht.	Wt.	Yr.	Hometown	PPG	RPG	MPG
G - #5 Eric Smith	5-11	205	Jr.	Mullins, S.C.	6.8	1.6	27.8
G - #0 LaShay Page	6-2	195	Sr.	Dillon, S.C.	15.4	4.2	28.8
F - #25 Mindaugas Kacinas	6-7	210	Fr.	Klaipeda, Lithuania	7.0	6.2	27.6
F - #30 Lakeem Jackson	6-5	235	Sr.	Charlotte, N.C.	11.4	7.0	35.4
F - #33 RJ Slawson	6-8	220	Jr.	Charleston, S.C.	3.8	4.8	19.6

Arkansas Little-Rock	Ht.	Wt.	Yr.	Hometown	PPG	RPG	MPG
G - #2 John Gillon	6-0	166	Fr.	Houston, Texas	12.8	2.7	25.0
G - #13 Leroy Isler	6-5	196	Jr.	Brooklyn, N.Y.	6.7	5.3	21.7
F - #33 James White	6-8	215	R-Fr.	Jonesboro, Ga.	10.8	6.5	25.3
F - #44 Michael Javes	6-10	239	So.	Cali, Colombia	4.8	4.0	19.8
F - #53 Will Neighbour	6-10	219	Jr.	Grayshott, England	11.7	6.0	27.3

## TODAY'S GAME

South Carolina concludes play in the Hoops For Hope Classic in Puerto Vallarta, Mexico, today with a 9:30 p.m. ET, matchup vs. Arkansas Little-Rock at the Puerto Vallarta Convention Center. The Gamecocks posted a 74-67 overtime victory vs. Missouri State on Saturday to advance to tonight's game, while UALR earned a 69-56 win vs. SMU to advance. The game is not televised, but will be broadcast on GamecocksOnline.com, and also on 107.5 The Game.













## CAROLINA QUICK HITS

- South Carolina is in its 105th season of basketball.
- The Gamecocks are led by first-year head coach Frank Martin. His associate head coach is Brad Underwood and his assistant coaches are Matt Figger and Lamont Evans. Andy Assaley is the director of basketball operations.
- The Gamecocks posted a 74-67 overtime victory vs. Missouri State in their first contest in Mexico on Saturday. In his first contest back after missing three games due to a concussion, freshman forward Michael Carrera hit a 3 as time expired in regulation to send the contest into overtime.
- Senior guard LaShay Page posted his second 20-point game of the season vs. the Bears, leading the Gamecocks with 22 points, including scoring seven in overtime, all from the free throw line.
- Junior guard Brian Richardson scored 14 points vs. MSU, including four 3s, just one shy of matching his career high. Richardson played a career-high 38 minutes in the contest.
- Junior guard Eric Smith dished a season-best six assists vs. Missouri State. He now paces the Gamecocks with 2.8 per game this season.
- Senior forward Lakeem Jackson posted the second double-double of his career vs. Elon with 14 points and 10 rebounds, both team highs in the game.
- Carrera, the Nov. 12 SEC Freshman of the Week, did not play vs. Morgan State, Rider or Elon due to a concussion suffered in practice on Wednesday, Nov. 14.
- South Carolina's 78.4 percent from the free throw line leads the SEC. The Gamecocks hit 22-of-28 attempts vs. Missouri State, including 10-of-12 in overtime.
- In two overtime games this season, Carolina has hit an impressive 22-of-24 (91.7%) attempts from the free throw line during OT.
- Senior forward Lakeem Jackson ranks third in the SEC in field goal percentage with a mark of 66.7 (26-39).
- The Gamecocks are a stellar 34-of-40 (85.0%) from the free throw line this season with under five minutes remaining in games (including overtime).



# SOUTH CAROLINA GAMECOCKS

OVERALL: 4-1; SEC: 0-0; HOME: 3-1; AWAY: 0-0; NEUTRAL: 1-0

<b>0</b>		<b>LASHAY PAGE</b> - Sr. - G - 6-2 - 195 - Dillon, S.C. <table border="1"><thead><tr><th>MIN</th><th>PTS</th><th>RBS</th><th>AST</th><th>FG%</th><th>3FG%</th><th>FT%</th></tr></thead><tbody><tr><td>28.8</td><td>15.4</td><td>4.2</td><td>1.0</td><td>40.7</td><td>34.5</td><td>82.6</td></tr></tbody></table>	MIN	PTS	RBS	AST	FG%	3FG%	FT%	28.8	15.4	4.2	1.0	40.7	34.5	82.6	<ul style="list-style-type: none"> <li>Was in foul trouble early vs. Rider, but scored 12 points and season high 6 rbs.</li> <li>Struggled from the floor in loss vs. Elon, hit just 1-of-8 from the field; 4 points</li> <li>Solid in contest vs. Missouri State, hitting 7-of-8 from the free throw line during overtime; led team with 22 points and 6 rebounds</li> </ul>
MIN	PTS	RBS	AST	FG%	3FG%	FT%											
28.8	15.4	4.2	1.0	40.7	34.5	82.6											
<b>1</b>		<b>BRENTON WILLIAMS</b> - Jr. - G - 5-11 - 175 - Kissimmee, Fla. <table border="1"><thead><tr><th>MIN</th><th>PTS</th><th>RBS</th><th>AST</th><th>FG%</th><th>3FG%</th><th>FT%</th></tr></thead><tbody><tr><td>23.0</td><td>12.8</td><td>2.6</td><td>1.8</td><td>46.2</td><td>41.2</td><td>87.5</td></tr></tbody></table>	MIN	PTS	RBS	AST	FG%	3FG%	FT%	23.0	12.8	2.6	1.8	46.2	41.2	87.5	<ul style="list-style-type: none"> <li>Had career night vs. Rider, posting all-time highs in points (22), 3-point baskets (4) and assists (4); was 7-of-12 from the field and 3-of-3 from free throw line</li> <li>Posted nine points vs. Elon, but hit just 2-of-6 attempts from the field</li> <li>Scored five points and dished three assists vs. Missouri State</li> </ul>
MIN	PTS	RBS	AST	FG%	3FG%	FT%											
23.0	12.8	2.6	1.8	46.2	41.2	87.5											
<b>2</b>		<b>BRIAN RICHARDSON</b> - Jr. - G - 6-4 - 175 - Wilson, N.C. <table border="1"><thead><tr><th>MIN</th><th>PTS</th><th>RBS</th><th>AST</th><th>FG%</th><th>3FG%</th><th>FT%</th></tr></thead><tbody><tr><td>26.8</td><td>9.0</td><td>3.8</td><td>2.6</td><td>48.5</td><td>44.4</td><td>1.000</td></tr></tbody></table>	MIN	PTS	RBS	AST	FG%	3FG%	FT%	26.8	9.0	3.8	2.6	48.5	44.4	1.000	<ul style="list-style-type: none"> <li>High bench scorer with 10 points off the bench vs. Morgan State</li> <li>Scored seven points and pulled down a career high eight rebounds vs. Elon; also dished team best four assists</li> <li>Posted 14 points, including four 3s in career-high 38 min. vs. Missouri State</li> </ul>
MIN	PTS	RBS	AST	FG%	3FG%	FT%											
26.8	9.0	3.8	2.6	48.5	44.4	1.000											
<b>5</b>		<b>ERIC SMITH</b> - Jr. - G - 5-11 - 205 - Mullins, S.C. <table border="1"><thead><tr><th>MIN</th><th>PTS</th><th>RBS</th><th>AST</th><th>FG%</th><th>3FG%</th><th>FT%</th></tr></thead><tbody><tr><td>27.8</td><td>6.8</td><td>1.6</td><td>2.8</td><td>32.3</td><td>22.2</td><td>70.6</td></tr></tbody></table>	MIN	PTS	RBS	AST	FG%	3FG%	FT%	27.8	6.8	1.6	2.8	32.3	22.2	70.6	<ul style="list-style-type: none"> <li>17 points vs. Morgan State was just one short of his career high</li> <li>Earned three assists vs. Rider, was in foul trouble early</li> <li>Scored three points vs. Elon</li> <li>Posted season high six assists vs. Missouri State</li> </ul>
MIN	PTS	RBS	AST	FG%	3FG%	FT%											
27.8	6.8	1.6	2.8	32.3	22.2	70.6											
<b>12</b>		<b>AUSTIN CONSTABLE</b> - Fr. - G - 6-0 - 175 - West Chester, Pa. <table border="1"><thead><tr><th>MIN</th><th>PTS</th><th>RBS</th><th>AST</th><th>FG%</th><th>3FG%</th><th>FT%</th></tr></thead><tbody><tr><td>-</td><td>-</td><td>-</td><td>-</td><td>-</td><td>-</td><td>-</td></tr></tbody></table>	MIN	PTS	RBS	AST	FG%	3FG%	FT%	-	-	-	-	-	-	-	<ul style="list-style-type: none"> <li>Walk-on guard</li> <li>Averaged 18 points and 4.0 assists per game during senior season at Hender-son High School in West Chester, Pa.</li> </ul>
MIN	PTS	RBS	AST	FG%	3FG%	FT%											
-	-	-	-	-	-	-											
<b>14</b>		<b>LAIMONAS CHATKEVICIUS</b> - Fr. - F - 6-11 - 255 - Klaipeda, Lithuania <table border="1"><thead><tr><th>MIN</th><th>PTS</th><th>RBS</th><th>AST</th><th>FG%</th><th>3FG%</th><th>FT%</th></tr></thead><tbody><tr><td>-</td><td>-</td><td>-</td><td>-</td><td>-</td><td>-</td><td>-</td></tr></tbody></table>	MIN	PTS	RBS	AST	FG%	3FG%	FT%	-	-	-	-	-	-	-	<ul style="list-style-type: none"> <li>Tallest player on the team that Martin says "has an ability to pass and shoot the basketball with an understanding of how to play the game..."</li> <li>Will miss first 6 games of the season due to NCAA ruling (see note)</li> </ul>
MIN	PTS	RBS	AST	FG%	3FG%	FT%											
-	-	-	-	-	-	-											
<b>23</b>		<b>BRUCE ELLINGTON</b> - Jr. - G - 5-9 - 197 - Moncks Corner, S.C. <table border="1"><thead><tr><th>MIN</th><th>PTS</th><th>RBS</th><th>AST</th><th>FG%</th><th>3FG%</th><th>FT%</th></tr></thead><tbody><tr><td>29.0</td><td>11.0</td><td>2.3</td><td>3.1</td><td>35.7</td><td>33.1</td><td>76.5</td></tr></tbody></table>	MIN	PTS	RBS	AST	FG%	3FG%	FT%	29.0	11.0	2.3	3.1	35.7	33.1	76.5	<ul style="list-style-type: none"> <li>Junior guard who will not join the basketball team until the conclusion of the football season.</li> <li>Top returning scorer with 11.0 points per game</li> </ul>
MIN	PTS	RBS	AST	FG%	3FG%	FT%											
29.0	11.0	2.3	3.1	35.7	33.1	76.5											
<b>24</b>		<b>MICHAEL CARRERA</b> - Fr. - F - 6-5 - 212 - Anzoátegui, Venezuela <table border="1"><thead><tr><th>MIN</th><th>PTS</th><th>RBS</th><th>BLK</th><th>FG%</th><th>3FG%</th><th>FT%</th></tr></thead><tbody><tr><td>25.0</td><td>17.5</td><td>10.0</td><td>2.0</td><td>63.2</td><td>1.000</td><td>90.9</td></tr></tbody></table>	MIN	PTS	RBS	BLK	FG%	3FG%	FT%	25.0	17.5	10.0	2.0	63.2	1.000	90.9	<ul style="list-style-type: none"> <li>Earned SEC Freshman of the Week accolades after a stellar season opener vs. Milwaukee; scored 17 points and pulled down 15 rebounds and 3 blocks</li> <li>Did not play vs. Morgan State, Rider or Elon due to a concussion.</li> <li>Hit game-tying 3 at buzzer vs. Miss. St., sending game to OT; 18 pts., 5 rbs.</li> </ul>
MIN	PTS	RBS	BLK	FG%	3FG%	FT%											
25.0	17.5	10.0	2.0	63.2	1.000	90.9											
<b>25</b>		<b>MINDAUGAS KACINAS</b> - Fr. - F - 6-7 - 210 - Klaipeda, Lithuania <table border="1"><thead><tr><th>MIN</th><th>PTS</th><th>RBS</th><th>AST</th><th>FG%</th><th>3FG%</th><th>FT%</th></tr></thead><tbody><tr><td>27.6</td><td>7.0</td><td>6.2</td><td>1.0</td><td>55.0</td><td>33.3</td><td>70.6</td></tr></tbody></table>	MIN	PTS	RBS	AST	FG%	3FG%	FT%	27.6	7.0	6.2	1.0	55.0	33.3	70.6	<ul style="list-style-type: none"> <li>Posted 18 points on 8-of-11 shooting from the floor vs. Rider; also pulled down five rebounds</li> <li>Pulled down five rebounds in contest vs. Elon</li> <li>Earned first start of his career vs. Missouri State, 4 points, 5 rebounds, 2 blocks</li> </ul>
MIN	PTS	RBS	AST	FG%	3FG%	FT%											
27.6	7.0	6.2	1.0	55.0	33.3	70.6											
<b>30</b>		<b>LAKEEM JACKSON</b> - Sr. - G - 6-5 - 235 - Charlotte, N.C. <table border="1"><thead><tr><th>MIN</th><th>PTS</th><th>RBS</th><th>AST</th><th>FG%</th><th>3FG%</th><th>FT%</th></tr></thead><tbody><tr><td>35.4</td><td>11.4</td><td>7.0</td><td>2.2</td><td>66.7</td><td>0.0</td><td>45.5</td></tr></tbody></table>	MIN	PTS	RBS	AST	FG%	3FG%	FT%	35.4	11.4	7.0	2.2	66.7	0.0	45.5	<ul style="list-style-type: none"> <li>Posted second-career double-double with 14 points and 10 rebounds vs. Elon to lead team in both categories</li> <li>Has hit 66.7 percent of his shots through the first 5 games; 3rd in SEC</li> <li>9 points, 4 rebounds and two assists vs. Missouri State</li> </ul>
MIN	PTS	RBS	AST	FG%	3FG%	FT%											
35.4	11.4	7.0	2.2	66.7	0.0	45.5											
<b>32</b>		<b>DAMIEN LEONARD</b> - So. - G - 6-4 - 190 - Greenville, S.C. <table border="1"><thead><tr><th>MIN</th><th>PTS</th><th>RBS</th><th>AST</th><th>FG%</th><th>3FG%</th><th>FT%</th></tr></thead><tbody><tr><td>10.6</td><td>3.6</td><td>1.0</td><td>0.4</td><td>43.8</td><td>36.4</td><td>0.0</td></tr></tbody></table>	MIN	PTS	RBS	AST	FG%	3FG%	FT%	10.6	3.6	1.0	0.4	43.8	36.4	0.0	<ul style="list-style-type: none"> <li>Suffered a broken nose during preseason practice, which required surgery</li> <li>Posted six points on a perfect 3-of-3 shooting vs. Morgan State</li> <li>Scored six points vs. Elon, hitting two 3s</li> <li>Saw action vs. Missouri State</li> </ul>
MIN	PTS	RBS	AST	FG%	3FG%	FT%											
10.6	3.6	1.0	0.4	43.8	36.4	0.0											
<b>33</b>		<b>RJ SLAWSON</b> - Jr. - F - 6-8 - 220 - Charleston, S.C. <table border="1"><thead><tr><th>MIN</th><th>PTS</th><th>RBS</th><th>BLK</th><th>FG%</th><th>3FG%</th><th>FT%</th></tr></thead><tbody><tr><td>19.6</td><td>3.8</td><td>4.8</td><td>0.6</td><td>31.6</td><td>0.0</td><td>87.5</td></tr></tbody></table>	MIN	PTS	RBS	BLK	FG%	3FG%	FT%	19.6	3.8	4.8	0.6	31.6	0.0	87.5	<ul style="list-style-type: none"> <li>After struggling in the season opener, posted 10 points and 7 rebounds vs. Morgan State; also two assists, one block and one steal</li> <li>Scored seven points and pulled down a season high eight rebounds vs. Elon</li> <li>Collected four rebounds vs. Missouri State</li> </ul>
MIN	PTS	RBS	BLK	FG%	3FG%	FT%											
19.6	3.8	4.8	0.6	31.6	0.0	87.5											
<b>35</b>		<b>BRIAN STEELE</b> - Fr. - F - 6-5 - 196 - Greenville, S.C. <table border="1"><thead><tr><th>MIN</th><th>PTS</th><th>RBS</th><th>AST</th><th>FG%</th><th>3FG%</th><th>FT%</th></tr></thead><tbody><tr><td>-</td><td>-</td><td>-</td><td>-</td><td>-</td><td>-</td><td>-</td></tr></tbody></table>	MIN	PTS	RBS	AST	FG%	3FG%	FT%	-	-	-	-	-	-	-	<ul style="list-style-type: none"> <li>Walk-on forward</li> <li>Named all-state, all-region and all-county during prep career</li> <li>Currently suspended from the team per athletic department policy</li> </ul>
MIN	PTS	RBS	AST	FG%	3FG%	FT%											
-	-	-	-	-	-	-											
<b>45</b>		<b>CARLTON GEATHERS</b> - R-So. - F - 6-10 - 255 - Georgetown, S.C. <table border="1"><thead><tr><th>MIN</th><th>PTS</th><th>RBS</th><th>AST</th><th>FG%</th><th>3FG%</th><th>FT%</th></tr></thead><tbody><tr><td>7.8</td><td>1.0</td><td>1.5</td><td>0.6</td><td>43.5</td><td>0.0</td><td>66.7</td></tr></tbody></table>	MIN	PTS	RBS	AST	FG%	3FG%	FT%	7.8	1.0	1.5	0.6	43.5	0.0	66.7	<ul style="list-style-type: none"> <li>Sophomore forward who suffered a fractured knee cap over the summer and continues to be out indefinitely.</li> </ul>
MIN	PTS	RBS	AST	FG%	3FG%	FT%											
7.8	1.0	1.5	0.6	43.5	0.0	66.7											
<b>55</b>		<b>SHANE PHILLIPS</b> - Sr. - G - 5-10 - 170 - Pittsburgh, Pa. <table border="1"><thead><tr><th>MIN</th><th>PTS</th><th>RBS</th><th>AST</th><th>FG%</th><th>3FG%</th><th>FT%</th></tr></thead><tbody><tr><td>1.0</td><td>0.0</td><td>0.0</td><td>0.0</td><td>0.0</td><td>0.0</td><td>0.0</td></tr></tbody></table>	MIN	PTS	RBS	AST	FG%	3FG%	FT%	1.0	0.0	0.0	0.0	0.0	0.0	0.0	<ul style="list-style-type: none"> <li>Senior walk-on guard who is expected to see playing time this season</li> <li>Saw action in one contest last season, scoring one point</li> <li>Played one minute vs. Morgan State; also vs. Missouri State</li> </ul>
MIN	PTS	RBS	AST	FG%	3FG%	FT%											
1.0	0.0	0.0	0.0	0.0	0.0	0.0											

2012-13  
 South Carolina Combined Team Statistics (as of Nov 24, 2012)  
 All games

RECORD:	OVERALL	HOME	AWAY	NEUTRAL
ALL GAMES	4-1	3-1	0-0	1-0
CONFERENCE	0-0	0-0	0-0	0-0
NON-CONFERENCE	4-1	3-1	0-0	1-0

##	Player	gp-gs	min	avg	Total		3-Point		F-Throw		Rebounds				pf	dq	a	to	blk	stl	pts	avg
					fg-fga	fg%	3fg-fga	3fg%	ft-fta	ft%	off	def	tot	avg								
24	CARRERA, Michael	2-1	50	25.0	12-19	.632	1-1	1.000	10-11	.909	8	12	20	10.0	8	0	1	5	4	1	35	17.5
00	PAGE, LaShay	5-5	144	28.8	24-59	.407	10-29	.345	19-23	.826	2	19	21	4.2	11	0	5	10	0	3	77	15.4
01	WILLIAMS, Brenton	5-3	115	23.0	18-39	.462	7-17	.412	21-24	.875	1	12	13	2.6	12	0	9	13	2	2	64	12.8
30	JACKSON, Lakeem	5-5	177	35.4	26-39	.667	0-0	.000	5-11	.455	12	23	35	7.0	13	0	11	13	3	6	57	11.4
02	RICHARDSON, Brian	5-0	134	26.8	16-33	.485	8-18	.444	5-5	1.000	6	13	19	3.8	12	0	13	11	4	2	45	9.0
25	KACINAS, Mindaugas	5-1	138	27.6	11-20	.550	1-3	.333	12-17	.706	14	17	31	6.2	9	0	5	16	3	3	35	7.0
05	SMITH, Eric	5-5	139	27.8	10-31	.323	2-9	.222	12-17	.706	1	7	8	1.6	9	0	14	16	1	3	34	6.8
33	SLAWSON, RJ	5-5	98	19.6	6-19	.316	0-3	.000	7-8	.875	12	12	24	4.8	18	1	6	8	3	2	19	3.8
32	LEONARD, Damien	5-0	53	10.6	7-16	.438	4-11	.364	0-0	.000	2	3	5	1.0	4	0	2	8	1	2	18	3.6
55	PHILLIPS, Shane	2-0	2	1.0	0-0	.000	0-0	.000	0-0	.000	0	0	0	0.0	0	0	0	0	0	0	0	0.0
Team											5	8	13					2				
Total.....		5	1050		130-275	.473	33-91	.363	91-116	.784	63	126	189	37.8	96	1	66	102	21	24	384	76.8
Opponents.....		5	1050		130-289	.450	35-94	.372	59-99	.596	50	87	137	27.4	100	-	63	79	15	49	354	70.8

TEAM STATISTICS	SC	OPP	Date	Opponent	Score	Att.
SCORING	384	354	& 11/11/12	UW-MILWAUKEE	Wot 82-75	7335
Points per game	76.8	70.8			w 87-71	8019
Scoring margin	+6.0	-	& 11/19/12	MORGAN STATE	w 88-76	7157
FIELD GOALS-ATT	130-275	130-289	11/21/12	RIDER	L 53-65	6754
Field goal pct	.473	.450	^ 11/24/12	ELON	Wot 74-67	303
3 POINT FG-ATT	33-91	35-94		vs Missouri State		
3-point FG pct	.363	.372				
3-pt FG made per game	6.6	7.0				
FREE THROWS-ATT	91-116	59-99				
Free throw pct	.784	.596				
F-Throws made per game	18.2	11.8				
REBOUNDS	189	137				
Rebounds per game	37.8	27.4				
Rebounding margin	+10.4	-				
ASSISTS	66	63				
Assists per game	13.2	12.6				
TURNOVERS	102	79				
Turnovers per game	20.4	15.8				
Turnover margin	-4.6	-				
Assist/turnover ratio	0.6	0.8				
STEALS	24	49				
Steals per game	4.8	9.8				
BLOCKS	21	15				
Blocks per game	4.2	3.0				
ATTENDANCE	29265	303				
Home games-Avg/Game	4-7316	0-0				
Neutral site-Avg/Game	-	1-303				

\* = Conference game  
 & = Hoops For Hope Classic (Columbia, S.C.)  
 ^ = Hoops For Hope Classic (Puerto Vallarta, Mexico)

Score by Periods	1st	2nd	OT	Totals
South Carolina	163	189	32	384
Opponents	180	156	18	354

2012-13  
 South Carolina Team Game-by-Game Comparison (as of Nov 25, 2012)  
 All games

Opponent	1st	2nd	Score	Mar	Total FG	FG Pct	3-Pointers	3FG Pct	Free Throws	FT Pct	Rebounds	Assist	T/Over	Block	Steal	Fouls
UW-MILWAUKEE	23/38	43/28	82-75	+7	28-63/26-67	.444/.388	0-11/14-33	.000/.424	26-31/9-19	.839/.474	45/33 +12	11/17	17/15	7/3	5/7	16/24
MORGAN STATE	45/41	42/30	87-71	+16	30-57/28-53	.526/.528	6-16/2-13	.375/.154	21-26/13-20	.808/.650	35/22 +13	10/13	20/20	2/4	5/11	20/20
RIDER	44/37	44/39	88-76	+12	32-60/27-53	.533/.509	13-27/6-14	.481/.429	11-14/16-21	.786/.762	33/23 +10	22/13	18/17	2/2	5/9	20/13
ELON	23/31	30/34	53-65	(12)	18-56/26-57	.321/.456	6-19/8-15	.316/.533	11-17/5-11	.647/.455	43/30 +13	10/13	22/14	5/6	7/12	16/19
Missouri State	28/33	30/25	74-67	+7	22-39/23-59	.564/.390	8-18/5-19	.444/.263	22-28/16-28	.786/.571	33/29 +4	13/7	25/13	5/0	2/10	24/24

Note: Game totals are displayed in the format TEAM/OPPONENT for each category

2012-13  
 South Carolina Season Schedule/Results & Leaders (as of Nov 25, 2012)  
 All games

RECORD:	OVERALL	HOME	AWAY	NEUTRAL
ALL GAMES	4-1	3-1	0-0	1-0
CONFERENCE	0-0	0-0	0-0	0-0
NON-CONFERENCE	4-1	3-1	0-0	1-0

Date	Opponent	Score	Att.	High Points	High Rebounds
11/11/12	&UW-MILWAUKEE	Wot 82-75	7335	(19)PAGE, LaShay	(15)CARRERA, Michael
11/16/12	MORGAN STATE	w 87-71	8019	(20)PAGE, LaShay	(8)JACKSON, Lakeem
11/19/12	&RIDER	w 88-76	7157	(22)WILLIAMS, Brenton	(7)JACKSON, Lakeem
11/21/12	ELON	53-65 L	6754	(14)JACKSON, Lakeem	(10)JACKSON, Lakeem
11/24/12	^vs Missouri State	Wot 74-67	303	(22)PAGE, LaShay	(6)PAGE, LaShay

\* = Conference game  
 & = Hoops For Hope Classic (Columbia, S.C.)  
 ^ = Hoops For Hope Classic (Puerto Vallarta, Mexico)

Attendance Summary	Games	Attend	Avg/Game
Home	4	29265	7316
Away	0	0	0
Neutral	1	303	303
Total	5	29568	5914