



2015-16 Women's Basketball SOUTH CAROLINA

Assoc. Media Relations Director: Diana Koval | Office: 803.777.7977 | Cell: 314.369.6050 | Email: dkoval@mailbox.sc.edu | Twitter: @DianaKovalSID
Website: www.GamecocksOnline.com | Twitter: @GamecockWBB | Instagram: @GamecockWBB | Facebook: @GamecockWBB

Game 29 – Senior Day

Feb. 28, 2016 • 2 p.m. • Columbia, S.C. • Colonial Life Arena (18,000)

South Carolina Gamecocks
27-1, 15-0 SEC



vs.



LSU Lady Tigers
9-19, 3-12 SEC

Ranking: 3/2 (AP/Coaches)

Head Coach: Dawn Staley

Record at South Carolina: 182-75 (8th)

Career Record: 354-155 (16th)

Top Scorer: A'ja Wilson (16.7)

Top Rebounder: Alaina Coates (10.4)

Ranking: -/-

Head Coach: Nikki Fargas

Record at LSU: 92-69 (5th)

Career Record: 164-95 (8th)

Top Scorer: Alexis Hyder (11.6)

Top Rebounder: Alexis Hyer (7.9)

Schedule/Results

Nov. 13	#6/10 Ohio State (SECN+)	W, 88-80
Nov. 15	UNCG (SECN+)	W, 92-44
Nov. 18	at Clemson (ESPN3)	W, 67-41
Nov. 22	at UCLA (Pac-12 Network)	W, 68-65

*Waikiki Beach Marriott
Rainbow Wahine Showdown*

Nov. 27	vs. #16/18 Arizona State	W, 60-58
Nov. 28	vs. CSU Bakersfield	W, 90-71
Nov. 29	at Hawaii	W, 67-51

Dec. 6	#14/13 Duke (ESPN2)	W, 66-55
Dec. 13	Winthrop (SECN)	W, 86-37
Dec. 16	Hampton (SECN+)	W, 86-48

CresCom Bank Carolinas College Women's Challenge

Dec. 20	vs. East Carolina	W, 88-57
---------	-------------------	----------

Dec. 22	Elon (SECN+)	W, 78-63
Jan. 3	Arkansas* (ESPN2)	W, 85-32
Jan. 7	at Vanderbilt* (SECN^)	W, 71-61
Jan. 10	#20/- Missouri* (SECN)	W, 83-58
Jan. 14	at #9/9 Kentucky* (SECN)	W, 73-62
Jan. 17	#15/11 Texas A&M* (ESPN2)	W, 59-58
Jan. 21	at Auburn* (SECN+)	W, 74-58
Jan. 24	at #10/10 Miss. State* (ESPN2)	W, 51-57
Jan. 28	Ole Miss* (SECN+)	W, 81-62
Jan. 31	at #10/10 Texas A&M* (ESPN2)	W, 70-63
Feb. 4	#18/18 Kentucky* (SECN)	W, 78-68
Feb. 8	#1/1 Connecticut (ESPN2)	L, 54-66
Feb. 11	#16/19 Florida* (SECN+)	W, 86-71
Feb. 15	at #24/-Tennessee* (ESPN2)	W, 62-56
Feb. 18	Georgia* (SECN+)	W, 61-51
Feb. 22	at Alabama* (SECN)	W, 66-46
Feb. 25	at Ole Miss* (SECN^)	W, 66-45
Feb. 28	LSU* (ESPN2)	2 p.m.

SEC Tournament (Jacksonville, Fla.)

Mar. 4	Quarterfinals (SECN)	Noon
Mar. 5	Semifinals (ESPN2)	5 p.m.
Mar. 6	Final (ESPN)	2:30 p.m.

All Times Listed as Eastern and are subject to change

< indicates played in Myrtle Beach, S.C.

** indicates SEC Game*

SECN^ indicates whip around coverage on SEC Network with full game available on SECN+

Game Information

Doors Open: 12:30 p.m.

Tickets: \$8 Adults, \$4 Youth (17 and under)

Live Stats: GamecocksOnline.com

Broadcast: ESPN2 (Melissa Lee, play-by-play; Angel Gray, analyst)

Radio: 107.5 The Game (Brad Muller)

Series History

South Carolina Record	9-22
In Columbia	4-10
In Baton Rouge	3-12
At Neutral Site	2-0
Staley Era	6-5
First Meeting	No. 23 LSU, 62-57, 1/4/92
Current Streak	Won 5

Last Five Meetings:

Date	Result	Location
3/7/15	W, 74-54	N. Little Rock, Ark.
2/12/15	W, 86-62	Columbia
1/4/15	W, 75-51	Baton Rouge
2/16/14	W, 73-57	Baton Rouge
1/17/13	W, 66-59	Columbia












Game Notables

- With a win today, the Gamecocks will become just the second team in SEC history to go 16-0 in league play. It will also continue Staley's seven-year trend of increasing her SEC win total over the previous season as South Carolina finished the 2015 SEC season at 15-1.
- South Carolina will honor its five senior student-athletes as well as three team managers prior to tipoff today. The bulk of the group signed with Staley when the head coach's long-term vision for the program was still somewhat fuzzy, trusting in her leadership to clarify the path to becoming the most successful senior class in program history. (See By the Numbers on page 3).
- The Gamecock defense has begun to realize its full potential in the closing weeks of the regular season, allowing opponents just 53.8 points per game on 31.9 percent field goal shooting over the last five outings, including 47.3 points per game on 28.6 percent shooting in the last three contests. The most stark example is Ole Miss' output from Jan. 28 at Colonial Life Arena compared to Feb. 25 on its home court. The Rebels shot a South Carolina opponent season-high 48.1 percent from the field on Jan. 28 and a Gamecock opponent season-low 22.2 percent on Feb. 25. Their 62 points against the Gamecocks in Columbia tied the most by a Gamecock SEC opponent at that point, while their 45 points in Thursday's meeting in Oxford were the second-fewest by an SEC foe this season.
- The Gamecock starting frontcourt each broke a school record in Thursday's game at Ole Miss. With the last of her five blocks at Ole Miss (Feb. 25), sophomore forward A'ja Wilson broke the South Carolina single-season blocks record. Entering the game with 79 blocks, she was four short of the record (83), which now stands at her current 84. Junior Alaina Coates' outstanding rebounding this season continued to catapult her up the program's charts in that category. Already the program record holder for SEC double-doubles in a career (20) and a season (10), she became the program's career defensive rebound record holder with 12 of her 14 boards at Ole Miss coming on the defensive end. She now has 607 in her career, topping Marsha Williams' previous record of 599 (1990-93).
- While the close games have gotten all the attention this season, South Carolina has won 20 of its 27 games by double digits, including nine by at least 20 points.
- Leading the SEC in field goal percentage in league play (.455) and ranking 18th in the nation overall (.458), the Gamecocks posted just their second game of the season shooting at least 50.0 percent in each quarter of a game when they shot 66.7, 57.1, 50.0 and 50.0 in each quarter, respectively, at Ole Miss (Feb. 25).

#TheShowSC

South Carolina head coach Dawn Staley selected this season's theme as "The Show" to recognize all the elements that go into what has become one of the nation's premier programs. For the first time the theme is not focused on the team itself. Instead, Staley wanted to showcase the state of South Carolina, the fans, the band, the cheerleaders, the program, the University and how they have come together to support her team.

2015-16 South Carolina Media Roster

1		<p>Bianca Cuevas 5-6 • So. • Guard • Bronx, N.Y. <i>kuway-VAHS</i></p> <p>PPG 6.3 RPG 1.6 APG 1.7 FG% .345 FT% .738</p>	<p>LAST GAME: 9 pts, 4 assts, 4 stls at Ole Miss NOTABLE: Lightning-quick guard who finishes well in traffic ... scored in double figures 6x ... ≥ 3 steals 5x this season ... solid floor management vs. UK and at Ole Miss ... 2014 McDonald's All-America.</p>	<p>Career Highs Pts: 21 at Ole Miss, 2/1/15 Reb: 6 at Alabama, 2/22/16 Asst: 6 vs. CSUB, 11/28/15 Stl: 5 vs. Missouri, 1/10/16</p>
4		<p>Doniyah Cliney 6-0 • R-Fr. • Guard • Newark, N.J. <i>dawn-YAY CLY-nee</i></p> <p>PPG 3.6 RPG 1.1 APG 0.8 FG% .390 FT% .625</p>	<p>LAST GM: 7 pts, 2 rebs, 1 stl at Ole Miss NOTABLE: Athletic guard with good court vision, improving constantly since return from hand injury ... played in 14 games with 2 starts ... dynamic scorer at Ole Miss ... won two HS state titles.</p>	<p>Career Highs Pts: 10 vs. Florida, 2/11/16 Reb: 3, 2x, vs. Florida, 2/11/16 Asst: 3 at Auburn, 1/21/16 Stl: 3 vs. Georgia, 2/18/16</p>
5		<p>Khadijah Sessions 5-8 • Sr. • Guard • Myrtle Beach, S.C. <i>kuh-DEE-zhub SESH-uns</i></p> <p>PPG 6.6 RPG 2.7 APG 2.4 FG% .448 FT% .622</p>	<p>LAST GM: 3 stls, 2 rebs, 1 asst at Ole Miss NOTABLE: Team captain ... back-to-back 13-pt games ... career best FG %age ... in SEC, 7.7 ppg on 45.8% FG ... hit clutch late shots in 5 wins ... posted ≥4 assists 8x, scored ≥10 pts 7x ... 6th in SEC in steals (2.0).</p>	<p>Career Highs Pts: 19 vs. Auburn, 2/3/13 Reb: 11 at Alabama, 2/22/16 Asst: 8 vs. NC Central, 12/1/14 Stl: 6 vs. Georgia, 2/18/16</p>
22		<p>A'ja Wilson 6-5 • So. • Forward • Hopkins, S.C. <i>A-zhub</i></p> <p>PPG 16.7 RPG 8.7 BPG 3.2 FG% .543 FT% .704</p>	<p>LAST GM: 16 pts, 3 assts, 5 blks at Ole Miss NOTABLE: Has 11 dbl-dbls, SEC-best 3.2 bpg (10th in NCAA) ... SEC top 5 in ppg, rpg, FG% ... 4x SEC Plyr of Wk. ... Naismith, Wooden and Drysdale Watch Lists ... 1st SC fr. to earn All-America.</p>	<p>Career Highs Pts: 28 vs. Duke, 12/6/15 Reb: 19 at Kentucky, 3/1/15 Blks: 8, 2x, vs. TAMU, 1/17/16 Stl: 3, 4x, vs. C. Mich., 12/20/14</p>
23		<p>Tina Roy 5-11 • Sr. • Guard • Kaplan, La.</p> <p>PPG 5.9 RPG 1.5 APG 2.5 FG% .322 FT% .444</p>	<p>LAST GM: 3 assts in 14 mins at Ole Miss NOTABLE: Team captain ... in SEC play – 7.3 ppg, .379 3FG %age (33-of-87) ... overall, 4th in SEC in 3s/gm (1.8) ... ≥4 3s in 5 games ... ≥3 assists in 14 games ... 2nd on team in assists vs. SEC teams (2.5).</p>	<p>Career Highs Pts: 21 vs. Arkansas, 1/3/16 Reb: 8 at Miss. St., 2/6/14 Asst: 10 vs. Sav. St., 12/14/14 Stl: 3, 2x, vs. Ole Miss, 1/28/16</p>
24		<p>Sarah Imovbioh 6-2 • Sr. • Forward • Abuja, Nigeria <i>ih-MOE-vee-o</i></p> <p>PPG 4.6 RPG 5.1 APG 0.2 FG% .602 FT% .451</p>	<p>LAST GM: 3 pts, 5 rebs, 2 stls at Ole Miss NOTABLE: Great energy, aggressive around rim ... ≥10 rebs 3x, ≥10 pts 3x, 1 double-double ... 2nd on team in FG %age ... avg. dbl-dbl in 2014-15, 10.8 rpg (19th in nation, 1st in ACC) and 12.6 ppg playing at Uva.</p>	<p>Career Highs Pts: 19 vs. Hampton, 12/16/15 Reb: 12 vs. ECU, 12/20/15 Asst: 2, 2x, vs. Missouri, 1/10/16 Stl: 2, 3x, at Ole Miss, 2/15/16</p>
25		<p>Tiffany Mitchell 5-9 • Sr. • Guard • Charlotte, N.C.</p> <p>PPG 14.6 RPG 2.9 APG 2.4 FG% .408 FT% .831</p>	<p>LAST GM: 12 pts, 4 rebs, 3 stls at Ole Miss NOTABLE: Team captain ... ≥10 pts all but two games ... 8th in SEC in ppg, 3rd in FT%age ... vs. SEC – 15.1 ppg, 2.7 apg, 1.9 spg ... Naismith, Wooden, Drysdale and Staley Watch Lists ... 2x SEC POY, All-America.</p>	<p>Career Highs Pts: 25 vs. Georgia, 2/27/14 Reb: 11, 5x, at Arkansas, 1/2/14 Asst: 9 at SDSU, 11/23/13 Stl: 7 vs. NC Central, 12/1/14</p>
31		<p>Asia Dozier 6-0 • Sr. • Guard/For. • Columbia, S.C. <i>DOE-zhur</i></p> <p>PPG 3.4 RPG 1.0 APG 2.1 FG% .348 FT% .813</p>	<p>LAST GAME: 8 pts, 5 assts at Ole Miss NOTABLE: Two-time team captain ... cerebral player, nurturing leader ... solid play since returning at Alabama following 5 games out with hand injury ... always seems to deliver timely points or defensive play.</p>	<p>Career Highs Pts: 16, 2x, at SDSU, 11/23/13 Reb: 10 vs. Elon, 11/9/12 Asst: 6, 3x, vs. UNCG, 11/15/15 Stl: 2, 9x, vs. Hampton, 12/16/15</p>
40		<p>Jatarie White 6-4 • So. • Forward • Charlotte, N.C. <i>juh-TAR-ee</i></p> <p>PPG 3.2 RPG 3.2 APG 0.5 FG% .370 FT% .628</p>	<p>LAST GAME: 1 reb, 3 mins at Tennessee NOTABLE: Solid play not always in box score ... steadily improving on both sides of ball ... missed last 3 gms due to illness, but has returned to practice ... ≥5 rebs 7x ... ≥10 points 2x ... 2014 WBCA, McDonald's All-America.</p>	<p>Career Highs Pts: 14 vs. ECU, 12/20/15 Reb: 9 vs. Winthrop, 12/13/15 Blk: 4 vs. Winthrop, 12/13/15 Stl: 2 vs. Syracuse, 3/22/15</p>
41		<p>Alaina Coates 6-4 • Jr. • Center • Irmo, S.C. <i>uh-LAY-nub COATS</i></p> <p>PPG 11.8 RPG 10.4 BPG 1.3 FG% .665 FT% .533</p>	<p>LAST GM: 11 pts, 14 rebs, 3 stls at Ole Miss NOTABLE: SEC-best 15 dbl-dbls (1 triple) – 10 in SEC play ... avg dbl-dbl in SEC ... 11th in nation in dbl-dbls, 20th rpg (1st in SEC) ... shooting 68.8% in SEC play ... Naismith Watch List ... 2x All-SEC.</p>	<p>Career Highs Pts: 29 vs. Winthrop, 12/13/15 Reb: 18 at Alabama, 2/22/16 Blk: 10 vs. Winthrop, 12/13/15 Asst: 6 at Texas A&M, 1/31/16</p>
44		<p>India Farmer 6-0 • Jr. • Forward • N. Myrtle Beach, S.C.</p> <p>PPG 0.0 RPG 0.7 APG 0.0 FG% .000 FT% --</p>	<p>LAST GAME: 3 mins at Ole Miss NOTABLE: Played in 6 games this season after seeing action in 16 in 2014-15, including five SEC and three postseason ... great team player ... works hard with good attitude.</p>	<p>Career Highs Pts: 3, 2x, vs. Alabama, 1/19/14 Reb: 3 vs. NC Central, 12/2/13 Blk: 2 vs. UNCG, 11/15/15 Stl: 1 at Florida, 1/19/15</p>

Starter

Reserve

Gamecocks' Five-Second Count

South Carolina is enjoying its most successful period in program history, clinching its third-straight SEC regular-season title (second outright) and recording an SEC-record 44 wins during the stretch. With 115 career wins in the last four years, the 2016 Senior Class holds the program record, breaking the 2015 class' mark of 113, and holds a .871 winning percentage (115-17), which would also be the school record. South Carolina has not finished outside the SEC's top four in five campaigns. Nationally, 70 straight AP Poll appearances is the new program record.

In the last two seasons, three Gamecocks have earned All-America honors, including two on the 2015-16 squad, and seven have earned All-SEC selection, including three on this season's roster.

Quick Facts

The University

Location: Columbia, S.C.
Founded: 1801
Enrollment: 32,972
Colors: Garnet (PMS 202C) and Black
Nickname: Gamecocks
Conference: Southeastern
President: Dr. Harris Pastides
Athletics Director: Ray Tanner
Facility: Colonial Life Arena (18,000)

Coaching Staff

Head Coach: Dawn Staley
Alma Mater: Virginia, 1992
Overall Record: 354-155 (16th season)
School Record: 182-75 (8th season)
Assoc. Head Coach (Alma Mater):
 Lisa Boyer (Ithaca, 1979)
Assistant Coaches (Alma Mater):
 Nikki McCray-Penson (Tennessee, 1995)
 Fred Chmiel (Excelsior, 2001)

Team Information

2014-15 Record: 34-3
 Home: 16-0 Away: 9-2 Neutral: 9-1
SEC Record (Finish): 15-1 (T-1st)
 Home: 8-0 Away: 7-1
Letterwinners Returning/Lost: 11/3
Starters Returning/Lost: 3/2

Program History

First Year of Women's Basketball: 1974-75
All-Time Record: 762-504 (42nd season)
All-Time SEC Record: 146-201 (25th season)
NCAA Appearances (Last): 12 (2015)
NCAA Tournament Record: 17-12
2015 NCAA Result: Final Four; L, 65-66, Notre Dame; Tampa, Fla.
WNIT Appearances (Last): 4 (2011)
WNIT Record: 3-4

Media Relations

Women's Basketball Contact: Diana Koval
Office: 803.777.7977
Cell: 314.369.6050
Email: dkoval@mailbox.sc.edu
Press Row Phone: 803.777.6182
Athletics Department on the Web
Website: GamecocksOnline.com
Twitter: @GamecocksOnline
Instagram: @GamecocksOnline
Facebook: Facebook.com/GamecocksOnline
YouTube: YouTube.com/GamecocksOnline
Women's Basketball on Twitter
Team: @GamecockWBB
Head Coach: @DawnStaley

By the Numbers – Senior Class Edition

3	5	13	55
----------	----------	-----------	-----------

- SEC Tournament title (2015)
- NCAA Final Four appearance (2015)
- SEC regular-season championships (2014, 2015, 2016)
- Members of this year's senior class – three four-year members (Dozier, Mitchell, Sessions), a fifth-year senior (Roy) and a first-year senior (Imobivoh)
- Entries in the program's all-time top 10 by members of this class – 10 by Mitchell (including six top-five entries), 3 by Roy
- 48.1 Percent of the Gamecocks' 71.5 points per SEC game scored by a member of the senior class – 15.1 ppg by Mitchell, 7.7 by Sessions, 7.3 by Roy, 2.9 by Imobivoh, 2.2 by Dozier
- 55 SEC wins in the last four years, more than any other four-year span in program history
- 87.3 Percent of SEC regular-season games won in the last four years
- 115 Career wins by the four-year members, breaking the 2015 class' record of 113

By the Numbers

- Block needed by Alaina Coates to move into a tie with 2015 grad Elem Ibiam for second in program history in career blocks (164)
- Stats in which junior center Alaina Coates leads the SEC and ranks among the top 20 in the nation – rebounding (10.2, 20th) and double-doubles (14, 11th)
- 20-point games this season by A'ja Wilson, including four against SEC foes, who were all nationally ranked
- Games in which an SEC opponent has scored less than 60 points against the Gamecocks
- Wins over nationally ranked opponents this season (a school record), including four over top-10 teams, eight against an SEC foe and five played outside Columbia
- Games in which South Carolina has assisted on at least half its made field goals
- Games in which South Carolina has shot a higher percentage that its opponent, including 15 games shooting at least 45.0 percent

LSU Series Notes

The Lady Tigers lead the series 22-9, but five of the Gamecocks' wins have come in the last five meetings by an average of 18.2 points. South Carolina has a winning

Current Streaks

	Total	Home	Road	Neut.
Overall	W5	W2	W11	W3
SEC	W15	W25	W8	—
Non-Conference	L1	L1	W3	W3
Ranked Teams	W2	W1	W4	W1

record against LSU in the Dawn Staley era (beginning 2008-09) at 6-5 with three of those wins coming in 2014-15 and three at Colonial Life Arena.

Last season, South Carolina completed the rare three-game sweep of a conference foe when the Gamecocks topped the Lady Tigers in Baton Rouge, Columbia and in the SEC Tournament in North Little Rock, Ark. The final game was the closest of the three with South Carolina claiming a 74-54 decision after trailing by as many as 11 points in the first half. Hot shooting in the second half, 78.3 percent from the field, including 4-of-6 from 3-point range, erased a four-point halftime deficit, aided largely by Louisiana native Tina Roy, who hit five 3s and handed out four assists off the bench. The Gamecocks shot over 50.0 percent from the field and out-rebounded the Lady Tigers in each of the three games.

South Carolina's results vs. LSU since the arrival of head coach Dawn Staley:

Date	W/L	Score	Site	Rank (SC/LSU)
3/7/15	W	74-54	N	3/-
2/12/15	W	86-62	H	2/-
1/4/15	W	75-51	A	1/-
2/16/14	W	73-57	A	5/19
1/17/13	W	66-59	H	19/-
1/12/12	L	48-58	A	24/-
2/24/11	L	51-54 (ot)	A	-/-
1/6/11	W	63-61	H	-/-
1/21/10	L	52-69	A	-/18
1/3/10	L	58-70	H	-/11
1/29/09	L	56-63	H	-/-

SEC Title Talk

South Carolina joined elite company with its third-straight SEC regular-season title, which the Gamecocks claimed out-right with their win over Georgia (Feb. 18). South Carolina became just the third program to win three straight titles, joining Tennessee (2000-2004 and 1993-1995) and Auburn (1987-89). With a 15-0 record heading into the season finale, South Carolina is looking for an even more rare feat – a 16-0 SEC record, which has been posted just once before (Tennessee, 2011).

Next week, the Gamecocks will attempt to join

Tale of the Tape

LSU				South Carolina			
Overall	SEC Rank	SEC Only	SEC Rank	Overall	SEC Rank	SEC Only	SEC Rank
9-19		3-12		27-1		15-0	
6-7		2-6		13-1		7-0	
2-10		1-6		11-0		8-0	
1-2				3-0			
54.3	14th	50.9	14th	73.6	3rd	71.5	2nd
58.6	8th	59.8	5th	56.4	3rd	56.1	2nd
.383	12th	.373	11th	.458	3rd	.455	1st
.414	13th	.428	11th	.346	2nd	.350	1st
.273	11th	.219	14th	.316	6th	.325	2nd
.311	13th	.325	12th	.279	5th	.248	3rd
.651	11th	.639	12th	.661	9th	.659	9th
11.5		11.9		16.1		16.9	
34.9	13th	33.8	10th	41.4	2nd	39.8	2nd
+0.7	11th	-0.1	8th	+8.1	1st	+6.5	2nd
10.9	13th	10.2	13th	14.6	5th	14.9	1st
+0.2	12th	-1.2	11th	+0.6	9th	-0.1	9th
8.8	7th	9.1	4th	8.7	8th	9.1	4th
2.1	13th	1.7	14th	5.4	1st	4.9	1st

Tennessee (1999-2000 and 2010-11) and Georgia (1983-84) as the only programs to win both the regular-season and tournament titles in back-to-back seasons.

Home Sweet Home

With a 13-1 mark this season, the Gamecocks have won 47 of their last 48 games at Colonial Life Arena. Prior to this season, South Carolina turned in back-to-back perfect seasons, going 16-0 at home in 2013-14 and 2014-15.

South Carolina is 407-156 (.723) at home, including a 162-59 (.733) record at Colonial Life Arena. Head coach Dawn Staley owns a 96-26 (.787) record at home.

Conference Confidence

With a perfect 15-0 record so far this season, the Gamecocks have won 44 of their last 47 SEC regular-season games, beginning with the 2014 league opener at Arkansas. The 44 wins edges out Tennessee's three-year total of 43 from 2010 through 2012 as the most in SEC history as the Lady Vols went 43-5 (2010-12) en route to two league titles. Tennessee is the only other program to amass 40 or more wins over a three-year span, reaching the number 10 times. The Lady Vols also hold the best three-season win percentage, going undefeated (11-0) in their 1993, 1994 and 1995 campaigns.

SEC Story

Head coach Dawn Staley has steadily lifted the Gamecocks' national profile by building the Gamecocks into a consistent SEC contender with now three straight

regular-season titles, shirking decades of difficulty in the nation's best women's basketball conference.

In her eighth season at the helm, Staley boasts an 82-43 (.656) SEC regular-season record and has finished outside the league's top five just twice – an unprecedented achievement for a program that had finished INSIDE the top five only two times in the previous 17 seasons. Staley's 82 wins include now five seasons of double-digit league victories – 10 in 2012, 11 in 2013, an SEC-best 14 in 2014 and 15 in 2015, and currently 15 in 2016.

Staley's SEC regular-season record includes a 45-18 (.714) mark at home and a 37-25 (.597) slate on the road.

Poll Position

South Carolina remains at No. 2 in the nation in the USA Today Coaches Poll this while sitting at No. 3 in the AP poll for the second-straight week, marking the 34th-straight time the Gamecocks have been ranked among the nation's top three teams. South Carolina has held a top-10 position in the Associated Press poll for 45 straight weeks and been ranked in the AP top 25 for 70 consecutive weeks (beginning Dec. 10, 2012), breaking the school record of 62 from Feb. 27, 1979 through Jan. 9, 1983.

Strength in Numbers

Based on cumulative opponent winning percentage, South Carolina currently has the 21st toughest schedule in the nation. The 26 teams the Gamecocks will face this season have a current winning percentage of .599. The

SEC and Pac-12 dominate the top 30 schedules with six seven entries, respectively.

With 12 games away from Columbia so far this season, the Gamecocks are second in the RPI – best in the SEC with Texas A&M (13), Kentucky (15), Georgia (18) and Florida (19) also among the top 25. Mississippi State (26), Missouri (29) Mississippi State (31) and Tennessee (31) are in the top 50.

Two Grand

Junior center Alaina Coates joined senior guard Tiffany Mitchell in the Gamecocks' 1,000-point club against Missouri (Jan. 10), making it the second-straight

In the National Rankings

(thru games of 2/25)

Team	SEC	NCAA	Actual
Scoring Offense	3	36	73.6
Scoring Defense	3	36	56.4
Scoring Margin	2	12	+17.3
Field Goal Percentage	3	18	.458
Field Goal %age Def.	2	12	.346
3-Point FG %age	6	149	.316
3-Point FG %age Def.	5	42	.279
3-Point FG Made/Gm.	6	201	5.1
Free Throw Percentage	9	265	.661
Rebounding Offense	2	—	41.4
Rebounding Defense	3	—	33.2
Rebounding Margin	1	22	+8.1
Assists	5	77	14.6
Steals	8	99	8.7
Turnover Margin	9	150	+0.6
Turnovers	—	98	15.0
Assist-to-Turnover Ratio	3	66	1.0
Blocked Shots	1	20	5.4
Home Attendance Avg.	1	1	14,831

Alaina Coates	SEC	NCAA	Actual
Scoring	19	—	11.8
Rebounding	1	20	10.4
Blocks	8	147	1.3
Off. Rebounds	15	—	2.6
Double-Doubles	1	11	15

Tiffany Mitchell	SEC	NCAA	Actual
Scoring	8	202	14.6
FT Percentage	3	65	.831
Steals	12	250	1.7
3FG Made/Game	11	—	1.7

Tina Roy	SEC	NCAA	Actual
3FG Made/Game	4	227	1.8

Khadijah Sessions	SEC	NCAA	Actual
Steals	6	148	2.0

A'ja Wilson	SEC	NCAA	Actual
Scoring	3	99	16.7
Rebounding	4	83	8.7
FG Percentage	2	31	.543
FT Percentage	10	—	.704
Blocks	1	10	3.2
Off. Rebounds	11	—	2.8
Double-Doubles	2	38	11

2015-16 Double-Doubles

Alaina Coates (15)

11/13	Ohio State	17 pts/13 rebs
11/22	at UCLA	12 pts/12 rebs
12/13	Winthrop	29 pts/16 rebs/10 blks
12/16	Hampton	22 pts/12 rebs
12/20	vs. East Carolina	10 pts/15 rebs
1/3	Arkansas	11 pts/10 rebs
1/7	at Vanderbilt	11 pts/10 rebs
1/10	Missouri	13 pts/12 rebs
1/21	at Auburn	17 pts/10 rebs
1/28	Ole Miss	13 pts/14 rebs
1/31	at Texas A&M	12 pts/10 rebs
2/4	Kentucky	27 pts/13 rebs
2/11	Florida	14 pts/11 rebs
2/22	at Alabama	13 pts/18 rebs
2/25	at Ole Miss	11 pts/14 rebs

Sarah Imovbioh (1)

11/15	UNCG	14 pts/11 rebs
-------	------	----------------

A'ja Wilson (11)

11/13	Ohio State	20 pts/14 rebs
11/15	UNCG	19 pts/10 rebs
11/22	at UCLA	11 pts/10 rebs
11/27	vs. Arizona State	18 pts/11 rebs
12/6	Duke	28 pts/11 rebs
12/20	vs. East Carolina	15 pts/10 rebs
1/3	Arkansas	11 pts/10 rebs
1/10	Missouri	11 pts/11 rebs
1/14	at Kentucky	26 pts/13 rebs
1/31	at Texas A&M	27 pts/10 rebs
2/22	at Alabama	16 pts/10 rebs

2015-16 Awards

Alaina Coates

- Naismith Midseason Watch List
- Wooden Award Watch List
- SEC Player of the Week (Jan. 26-Feb. 1)
- Preseason All-SEC First Team (Media, Coaches)

Bianca Cuevas

- Rainbow Wahine Showdown All-Tournament

Tiffany Mitchell

- Wooden Award Late Season Top 20
- CoSIDA Academic All-District
- USBWA Ann Meyers Drysdale Midseason List
- Naismith Midseason Watch List
- Dawn Staley Award Watch List
- Senior CLASS Award Finalist
- Preseason All-America (AP, Lindy's, Athlon, SI, ESPN)
- Preseason All-SEC First Team (Media, Coaches)
- Preseason SEC Player of the Year (Media, Coaches)

Khadijah Sessions

- SEC Community Service Team (Women's basketball)

A'ja Wilson

- Wooden Award Late Season Top 20
- USBWA Ann Meyers Drysdale Midseason List
- 2015 USA Basketball Female Athlete of the Year
- Naismith Midseason Watch List
- Rainbow Wahine Showdown Tournament MVP
- Preseason All-America 2nd Team (Lindy's, SI, ESPN)
- Preseason All-America Honorable Mention (AP)
- Preseason All-SEC First Team (Media, Coaches)
- SEC Player of the Week (Nov. 13-16; Nov. 24-30; Dec. 1-7; Jan. 12-18)
- ESPN National Player of the Week (Jan. 12-18)

Gamecocks in 2015-16 National Polls

Poll	Pre	11/16	11/23	11/30	12/7	12/14	12/21	12/28	1/4	1/11	1/18	1/25	2/1	2/8	2/15	2/22	3/1	3/8	3/16	Final
Associated Press	2	2	2	2	2	2	2	2	2	2	2	2	2	2	3	3				
Coaches	2	2	2	2	2	2	2	2	2	2	2	2	2	2	2	2				

season a Gamecock team has had multiple 1,000-point scorers. Before Mitchell and then-senior Aleighsa Welch teamed up on the 2014-15 squad, the last team to boast more than one 1,000-point scorer as 2001-02 when Shaunzinski Gortman and Jocelyn Penn both joined the club. In program history there are now 11 seasons that featured multiple 1,000-point scorers.

With sophomore forward A'ja Wilson closing in on the 1,000-point mark (currently at 919), the 2015-16 team could become the fifth Gamecock unit to play with three 1,000-point scorers, the first since 1998-99.

For the Record

The Gamecock veterans have made a steady assault on the program's record books, both individually and as a group.

Team

- Blocks (game) – 16 vs. Winthrop, 12/13/15
- Win Streak – 22 games, tied 2014-15 start

Four-Year Seniors

- Career Wins – 115

Alaina Coates ranks among the program's top 10 in seven career stats and two season stats, including the following three school records:

- SEC Double-Doubles (season) – 10
- SEC Double-Doubles (career) – 20
- Defensive Rebounds (career) – 607
- Blocks (game) – 10 vs. Winthrop, 12/13/15

Tiffany Mitchell ranks among the program's top five in six career categories with four other top-10 appearances, including the following school records:

- Games Started (career) – 128
- Consecutive Games Started – 103

A'ja Wilson ranks among the program's top five in blocks in a career, in a game and holds the following season record:

- Blocks (season) – 84

Location, Location, Location

South Carolina averages 38.6 points in the paint this season, making up 52.4 percent of the Gamecocks' offense. No opponent has out-scored South Carolina in the paint this season (Vanderbilt and UConn tied), and the Gamecocks have out-paced their opponents in that space by 16.8 points per game.

In 12 games against ranked opponents this season, South Carolina has out-scored its foes in the paint by 12.6 points per game. The Gamecocks average 13.1 points in the paint per game more than their SEC opponents.

South Carolina's interior advantage has been at least 20 points in 11 of the team's 28 games this season, including three games against ranked teams – #6/10 Ohio State (32), #16/18 Arizona State (26) and #15/10 Texas A&M (20). The season-high advantage of 34 points has happened

Team Specialty Stats					
South Carolina-Opponent					
	Pts. in Paint	Pts. Off TOs	2nd Chance Pts	Fast Break Pts	
11/13 OSU	52-20	20-14	21-8	16-9	
11/15 UNCG	52-18	29-4	16-10	13-8	
11/18 at Clem.	24-16	21-2	22-11	8-0	
11/20 at UCLA	30-20	8-17	10-9	4-6	
11/27 vs. ASU	42-16	18-20	8-9	2-0	
11/28 vs. CSUB	48-20	16-7	7-7	2-0	
11/29 at Hawaii	36-18	23-5	12-11	6-0	
12/6 Duke	42-24	15-6	18-9	15-6	
12/13 Winthrop	50-18	20-9	14-10	19-6	
12/16 Hampton	42-22	7-18	17-1	2-10	
12/20 vs. ECU	46-18	16-6	17-11	2-0	
12/22 Elon	40-32	21-17	14-10	9-8	
1/3 Ark.	44-10	28-8	20-5	16-2	
1/7 at VU	30-30	12-12	6-9	10-6	
1/10 Mizzou	34-22	17-9	10-7	14-4	
1/14 at UK	38-34	16-9	15-12	0-12	
1/17 TAMU	42-22	24-19	8-9	10-10	
1/21 at Aub.	36-16	16-15	9-14	8-4	
1/24 at MSU	28-10	4-13	6-4	14-6	
1/28 Miss.	46-34	18-8	17-7	15-8	
1/31 at TAMU	40-24	22-15	14-16	10-17	
2/4 UK	44-38	15-13	17-15	12-8	
2/8 UConn	30-30	4-6	6-8	0-10	
2/11 Fla.	38-32	19-21	8-17	19-13	
2/15 at Tenn.	24-18	16-6	2-13	6-10	
2/18 Ga.	30-20	19-9	10-9	6-4	
2/22 at Ala.	32-20	11-12	16-9	8-10	
2/25 at Miss.	40-8	20-27	12-11	6-2	
2/28 LSU					
Season Avg.	38.6-21.8	17.0-11.7	12.6-9.7	8.9-6.5	
SEC Avg.	36.4-22.5	17.1-13.1	11.3-10.5	10.1-7.9	

Starters vs. Bench Points

	SC Starters	Opp. Starters	SC Bench	Opp. Bench
11/13 OSU	58	70	30	10
11/15 UNCG	52	33	40	11
11/18 at Clem.	38	33	29	8
11/22 at UCLA	57	55	11	10
11/27 vs. ASU	39	38	21	20
11/28 vs. CSUB	56	47	34	24
11/29 at Hawaii	46	36	21	15
12/6 Duke	64	45	2	10
12/13 Winthrop	55	30	31	7
12/16 Hampton	69	35	17	15
12/20 vs. ECU	58	47	30	10
12/22 Elon	59	52	19	11
1/3 Ark.	65	24	20	8
1/7 at VU	50	35	21	26
1/10 Mizzou	54	38	29	20
1/14 at UK	59	51	14	11
1/17 TAMU	50	53	9	5
1/21 at Aub.	47	44	27	14
1/24 at MSU	45	46	12	5
1/28 Miss.	52	38	29	24
1/31 at TAMU	69	53	1	10
2/4 UK	63	46	15	22
2/8 UConn	31	61	23	5
2/11 Fla.	65	28	21	43
2/15 at Tenn.	52	29	10	27
2/18 Ga.	56	45	5	6
2/22 at Ala.	46	32	20	14
2/25 at Miss.	44	30	22	15
2/28 LSU				
Season Avg.	53.5	41.9	20.1	14.5
SEC Avg.	54.5	39.5	17.0	16.7

twice – against Arkansas (Jan. 3) and UNCG (Nov. 15).

Be Aggressive

Led by arguably among the best frontcourts in the nation, South Carolina leads the country in free throw attempts (681) and is fifth in free throws made (450). The Gamecocks attempt 24.3 free throws per game on the season, including 25.6 per SEC contest.

The Gamecocks have made more free throws than their opponents have attempted both overall (450-414) and in SEC play (253-207). They have made more than their opponents attempted in 13 games this season, including eight SEC games, and matched their opponents' number in three other contests, one of those coming in league action.

South Carolina is shooting 66.1 percent from the free throw line – a number that has been on the rise recently after hitting 68.7 percent in the last five games. Two Gamecocks rank among the SEC's top percentage free throw shooters in league play – Tiffany Mitchell (2nd, .831) and A'ja Wilson (10th, .713) – who also lead the team in free throw attempts in league play with Wilson at 87 and Mitchell at 71.

This season, South Carolina has outscored its opponent on the free throw line 23 times, including 13 SEC games. The Gamecocks have made at least 20 free throws seven times this season – 23 vs. #6/10 Ohio State (Nov. 13), 21 vs. East Carolina (Dec. 20), 32 vs. #20/- Missouri (Jan. 10), 20 at #10/10 Texas A&M (Jan. 31), 24 vs. #18/18 Kentucky (Feb. 4), 22 vs. #16/19 Florida, 22 at #24/- Tennessee.

Balancing Act

Six different Gamecocks have been the team's high scorer in at least one game, but often the high scorer has several teammates on her heels. In a constant search for balance, the Gamecocks' top scorer in a game has accounted for at least one-third of the team's points just eight times – #14/13 Duke, Winthrop, at #9/9 Kentucky, #15/11 Texas A&M, at #10/10 Mississippi State, at #10/10 Texas A&M, #18/18 Kentucky, at #24/- Tennessee – and for more than a quarter of the team's total points 16 times. South Carolina has had four or more players score in double figures 11 times with just four games of two or fewer double-figure scorers.

Overall, three Gamecocks average double-figure points – A'ja Wilson 16.7 ppg, Tiffany Mitchell 14.6, Alaina Coates 11.8 – with two others scoring at least 6.3 points per game – Khadijah Sessions 6.6, Bianca Cuevas 6.3 ppg.

In SEC play, the balance of offense is only slightly changed with Wilson at 16.4 ppg, Mitchell at 15.1 ppg and Coates at 11.3 to go along with Sessions' 7.7 ppg and Tina Roy's 7.3 ppg.

All-Time Records vs. SEC Teams										
Opponent	Overall	Under	SEC	SEC	H	A	N	Streak	Last	
		Staley	Season	Tourn.						
Alabama	22-15	12-0	17-12	2-2	11-5	9-8	2-2	Won 12	W: 66-46, 2/22/16 (A)	
Arkansas	15-17	8-3	14-15	1-2	9-5	5-10	1-2	Won 7	W: 85-32, 1/3/16 (H)	
Auburn	19-21	7-3	14-15	1-1	11-7	7-12	1-2	Won 4	W: 74-58, 1/21/16 (A)	
Florida	15-20	7-4	13-18	0-2	7-10	8-8	0-2	Won 7	W: 86-71, 2/11/16 (H)	
Georgia	11-33	7-6	8-21	2-2	5-14	3-15	3-4	Won 4	W: 61-51, 2/18/16 (H)	
Kentucky	24-33	8-9	20-25	0-2	17-9	7-20	0-4	Won 2	W: 78-68, 2/4/16 (H)	
LSU	9-22	6-5	7-22	2-0	4-10	3-12	2-0	Won 5	W: 74-54, 3/7/15 (N)	
Ole Miss	20-17	10-2	16-12	2-4	11-4	7-8	2-5	Won 8	W: 66-45, 2/25/16 (A)	
Miss. State	16-16	7-3	15-14	0-2	10-5	6-9	0-2	Won 7	W: 57-51, 1/24/16 (A)	
Missouri	4-1	3-1	3-1	—	2-0	1-1	1-0	Won 3	W: 83-58, 1/10/16 (H)	
Tennessee	5-45	4-8	3-26	1-3	2-19	2-21	1-5	Won 3	W: 62-56, 2/15/16 (A)	
Texas A&M	3-3	3-3	3-2	0-1	2-1	1-1	0-1	Won 3	W: 70-63, 1/31/16 (A)	
Vanderbilt	13-21	8-2	13-18	0-2	7-8	5-11	0-2	Won 6	W: 71-61, 1/7/16 (A)	
Totals	176-264	90-49	146-200	11-23	96-97	64-136	13-30	Won 18		

Block Party

Once again this season, South Carolina is among the nation's best shot-blocking teams, ranked 20th in the country with 5.4 blocks per game behind two of the best in the SEC – A'ja Wilson, who leads the league and ranks 10th in the nation with 3.2 per game, and Alaina Coates, who is the SEC's active blocked shot leader at 163 in her career.

While Coates continues her assault on the program's career record of 177 (Lakesha Tolliver, 2004-07), she broke the 38-year-old single-game record when she completed the program's first triple-double to include blocks with 10 against Winthrop (Dec. 13).

With her five blocks at Ole Miss (Feb. 25), Wilson broke the school record for blocks in a season, previously 83 by Elem Ibiom in 2013-14. Her now 84 blocks include 52 in SEC play, which erased the previous school record of 44, and already give her the career record for SEC blocks at 84.

Miscellaneous Stats

Triple-Doubles	2015-16	Career	Record
Alaina Coates	1	1	1-0

Double-Doubles	2015-16	Career	Record
Alaina Coates	15	37	36-1
A'ja Wilson	11	16	15-1
Sarah Imovbioh	1	1	1-0
Tiffany Mitchell	0	4	4-0

20+ Points	2015-16	Career	Record
A'ja Wilson	7	12	11-1
Tiffany Mitchell	4	17	17-0
Alaina Coates	3	13	10-1
Bianca Cuevas	1	2	2-0
Tina Roy	1	1	1-0

10+ Points	2015-16	Career	Record
Tiffany Mitchell	27	101	91-10
A'ja Wilson	23	52	48-4
Alaina Coates	19	66	63-3
Khadijah Sessions	7	27	26-1
Tina Roy	6	18	16-2
Bianca Cuevas	6	14	14-0
Sarah Imovbioh	3	3	2-1
Jatarie White	2	4	4-0
Asia Dozier	1	14	13-1
Donyah Cliney	1	1	1-0

10+ Rebounds	2015-16	Career	Record
Alaina Coates	18	43	42-1
A'ja Wilson	12	17	16-1
Sarah Imovbioh	3	3	3-0
Khadijah Sessions	1	1	1-0
Tiffany Mitchell	0	7	6-1
Asia Dozier	0	1	1-0

5+ Assists	2015-16	Career	Record
Tiffany Mitchell	3	14	14-0
Khadijah Sessions	3	13	13-0
Asia Dozier	4	12	12-0
Bianca Cuevas	1	6	6-0
Alaina Coates	1	1	1-0
Tina Roy	0	5	5-0

5+ Steals	2015-16	Career	Record
Bianca Cuevas	1	1	1-0
Khadijah Sessions	1	1	1-0
Tiffany Mitchell	0	8	8-0

5+ Blocks	2015-16	Career	Record
A'ja Wilson	5	6	5-1
Alaina Coates	1	4	4-0

Diversified Assets

Head coach Dawn Staley has compiled an arsenal of offensive weapons that keeps growing throughout the season with no one Gamecock consistently dominating the stat line, especially on offense.

While 10 different Gamecocks have been the team's top scorer in at least one quarter this season, no Gamecock has led the team in scoring for all four quarters of a game. A single player has topped the team in three quarters just 11 times – Alaina Coates (Winthrop, Kentucky), Tiffany Mitchell (at Clemson, at Vandy, Florida) and A'ja Wilson (vs. CSUB, Duke, at Kentucky, Texas A&M, at Tennessee, at Ole Miss). Conversely, a different Gamecock has led each quarter of a game eight times (Ohio State, UNCG, Hampton, vs. East Carolina, Arkansas, Missouri, at Auburn, Ole Miss).

A Little Help From My Friends

Playing under one of the best point guards in U.S. women's basketball history, South Carolina has always been committed to finding the teammate with the best shot, and the Gamecocks currently lead the SEC with 14.9 assists per conference game. After assisting on just 45.9 percent of its field goals (158 of 344) to start the season, South Carolina has rediscovered its roots in league play, handing out assists on 224 of 370 made field goals (60.5 percent). Senior Tiffany Mitchell, who is second on the team in scoring in SEC games (15.1), also leads the team in assists (2.7), ranking 12th in the league.

Overall, South Carolina has assisted on at least 50.0 percent of its field goals in 20 games, including six games of over 70.0 percent. The Gamecocks' 24 assists on 31 made field goals against Ole Miss (Jan. 28) was a season-best 77.4 percent, followed closely by the 75.0 percent (21 of 28) against Florida (Feb. 11).

Senior Moments

South Carolina's four four-year seniors – Asia Dozier, Tiffany Mitchell, Tina Roy, Khadijah Sessions – have been a huge part of the Gamecocks' undefeated SEC record. After accounting for 36.5 percent of South Carolina's offense to open the season, the quartet averages 31.5 points per SEC game to make up 44.1 percent of the Gamecocks' 71.5 points per game, despite being down a member with Dozier missing five games (Feb. 4-18) due to injury.

Highest Honors

Award committees have had their eye on three Gamecocks throughout the season, making South Carolina one of a handful of programs to have multiple entries on the various national player of the year watch lists.

Alaina Coates, Tiffany Mitchell and A'ja Wilson are all on the Naismith Midseason Watch List, which includes the 34 best players in the nation and just two teams with three entries.

Mitchell and Wilson are on both the Wooden Award Late Season List and the USBWA Ann Meyers Drysdale Midseason List.

Crunch Time

This season 12 games have been in the balance late with the teams within single digits in the last five minutes – #6/10 Ohio State, at UCLA, vs. #16/18 Arizona State, #14/13 Duke, at Vanderbilt, at #9/9 Kentucky, #15/11 Texas A&M, at #10/10 Mississippi State, at #10/10 Texas A&M, #18/18 Kentucky, at #24/- Tennessee, Georgia – including five in which South Carolina trailed at halftime. The Gamecocks have won all 12 of those outings behind

offensive efficiency and defensive rebounding in the closing moments.

In the last five minutes of those 12 games, the Gamecocks shot 55.8 percent, including 40.0 percent from 3-point range (6-of-15), while allowing just 34.2 percent field goal shooting to their opponent. South Carolina out-rebounded its opponents 69-53 in that portion of the game.

In the fourth quarter of those 12 games, South Carolina has shot over 50.0 from the field eight times, including five games of at least 60.0 percent. The best fourth-quarter showing was 7-of-10 (.700) at Mississippi State, during which the Gamecocks missed just one field goal in the final five minutes to seal the win.

Call in The Closer

Head coach Dawn Staley and senior guard Tiffany Mitchell share many traits, but their loathe for losing is likely the strongest similarity between the two. And, in the last three seasons, the coach has called on The Closer to deliver in tough situations – a role that merited back-to-back SEC Player of the Year and All-America status for the Charlotte, N.C., native.

While Mitchell ceded the role early in the season as she recovered from injury, the Gamecocks' star is shining once again under the harshest spotlights. South Carolina has played eight tight SEC games this season (within nine points in the final 5:00), tied or trailing at halftime in four of them – at Vanderbilt (Jan. 7), at #9/9 Kentucky (Jan. 14), vs. #15/11 Texas A&M (Jan. 17), at #10/10 Texas A&M (Jan. 31).

Mitchell played in the second half of seven of those close SEC games (missing the UK game due to first-half injury), leading the team with 10.7 points per second half along with 1.6 assists, 1.3 steals and 2.1 rebounds. That scoring average includes 6.3 points per fourth quarter. In the eight first halves, she averaged 6.0 points, 1.0 assists, 0.6 steals and 0.6 rebounds.

A game-by-game breakdown of her impact:

Vanderbilt (Jan. 7) – Eight of her 22 points came in the

Games Led Team In...

(Tied for team lead in each category included)

Scoring	2015-16	Career	Record
A'ja Wilson	14	29	26-3
Tiffany Mitchell	9	46	44-2
Alaina Coates	4	16	15-1
Tina Roy	2	4	4-0
Bianca Cuevas	1	3	3-0
Sarah Imovbioh	1	1	0-1
Khadijah Sessions	0	3	2-1
Asia Dozier	0	2	2-0

Rebounding	2015-16	Career	Record
Alaina Coates	20	54	51-3
A'ja Wilson	11	20	19-1
Sarah Imovbioh	2	2	2-0
Jatarie White	1	1	1-0
Tiffany Mitchell	0	10	9-1

Assists	2015-16	Career	Record
Tina Roy	11	21	20-1
Khadijah Sessions	10	32	29-3
Tiffany Mitchell	8	37	35-2
Asia Dozier	5	18	18-0
Bianca Cuevas	2	10	9-1
Alaina Coates	2	3	3-0
Sarah Imovbioh	1	1	1-0

2015-16 Scoring Differentials

Largest lead in a win.....	by 52 (84-32), 4th-3:11, vs. Winthrop, 12/13
Largest deficit overcome to win.....	by 11 (19-30), 2nd-3:43, at Kentucky, 1/14
Largest lead given up in a loss.....
Largest deficit in a loss.....	by 21 (33-54), 3rd-1:20, vs. UConn, 2/8

fourth quarter.

At #9/9 Kentucky (Jan. 14) – Nine of her 16 points came in the second half, including a fourth-quarter tip-in of a missed free throw that helped spark a 12-0 run.

At #10/10 Mississippi State (Jan. 24) – Nine of her 21 points came in the fourth quarter, including five straight to stretch a one-point lead into six and two free throws with :10 to play.

At #10/10 Texas A&M (Jan. 31) – 18 of her 20 points came in the second half, including seven during 13-2 fourth-quarter run the delivered seven-point lead with 3:38 to play and two more on a pair of free throws in a four-point game with :34 to go.

At #24/- Tennessee (Feb. 15) – After her personal 6-0 run turned a three-point third-quarter deficit into a three-point lead, she spent the home stretch setting up her teammates, assisting on Tina Roy's 3-pointer that launched a 10-2 run midway through the fourth quarter, which Mitchell capped with a pair of free throws for a 13-point lead with 1:39 to play.

Georgia (Feb. 18) – Scored 10 of her team-high 19 points in the fourth quarter, including a pull-up jumper through contact after the Lady Bulldogs pulled within five points with 2:29 to play that launched an 11-6 run that she capped with 3-of-4 free throws in the final 32 seconds.

Hometown Hero

Sophomore forward A'ja Wilson has lived up to her billing, both this season being selected to the watch lists for the Wooden, Naismith and the USBWA Drysdale awards and last season as the SEC Freshman of the Year, First-Team All-SEC selection and the first Gamecock freshman to earn All-America honors.

The sophomore's numbers have not just come in volume but in importance – 12 of her 20 points against #6/10 Ohio State (Nov. 13) came in the fourth quarter, including six of the team's 10 in the final 2:35; scoring and rebounding late at UCLA (Nov. 22) put Gamecocks on top in final 3:00 of tight game; three rebounds in final 18 seconds of tie game vs. #16/18 Arizona State (Nov. 27) led

to game-winning free throws with 0.6 seconds to play; 20 second-half points against Duke included 12 of the team's 16 in the third quarter and six in the final 1:45 of the game; nine points of team's 15-2 fourth-quarter run broke open a 56-56 tie at #9/9 Kentucky (Jan. 14); and a blocked shot and defensive rebound in the final 13 seconds at #10/10 Mississippi State (Jan. 24).

Named SEC Player of the Week three times in the first four weeks of the season, Wilson added a fourth honor after leading the Gamecocks to comeback wins at #9/9 Kentucky and over #15/11 Texas A&M.

Quality vs. Quantity

Senior point guard Khadijah Sessions embodies head coach Dawn Staley's theory that her position is one of service to others. Last season, Sessions averaged 4.5 points per SEC game on 40.1 percent shooting, which left most opponents focusing on stopping every other Gamecock on the floor. The veteran honed her shot and her confidence this summer, and, this season, SEC foes have continued their defensive philosophy at their own peril.

Sessions is enjoying a career-best .448 field goal percentage this season, including 45.8 percent in SEC play, during which she is 13-of-30 (.433) from 3-point range. She averages 7.7 points per league game while still averaging 2.1 assists and 2.1 steals, which rank her fourth in the league. Last season, Sessions contributed just 4.9 points per SEC game, shooting 46.0 percent from the field, including 33.3 percent from outside the arc.

In the Gamecocks' 12 games that were within single digits with 5:00 remaining, Sessions is shooting 54.5 percent (6-of-11) in that time, including 2-of-4 from 3-point range. In the eight SEC games in that group, her numbers rise to 6-of-10 (.600) from the field and 2-of-3 from 3-point range, and she is second on the team with a 3.1 scoring average during that time.

With the Gamecocks leading by one with 4:24 to go at Vanderbilt (Jan. 7), Sessions hit two 3-pointers over the next 2:00 to twice turn back the Commodores. In the final 2:34 against #15/11 Texas A&M (Jan. 17), she picked up a steal then delivered the game-winning free throw after forcing the action following a game-tying layup by the Aggies with :03 on the clock. At #10/10 Mississippi State (Jan. 24), Sessions buried a pair of pull-up jumpers to turn back the Bulldogs, the second of which came in a two-point game with 30 seconds to play, setting up her fellow

seniors for the game-clinching free throws. At #10/10 Texas A&M (Jan. 31), in the final 5:23, Sessions hit a transition layup, assisted on Tiffany Mitchell's 3-pointer that made it a seven-point game, blocked a 3-point attempt and hit two free throws with 46 seconds to play to help seal the win. In putting away #18/18 Kentucky (Feb. 4), which trailed by just two with 2:39 to play, Sessions swiped a steal, hit a free throw and converted a transition layup as part of the 10-2 run that closed the game. At #24/- Tennessee, Sessions' free throw shooting in the final 30 seconds (4-of-6) kept the Lady Vols at bay.

An All-Around Contender

Sophomore forward A'ja Wilson rivals teammate Tiffany Mitchell in comprehensive impact on the game, coming in among the league's top 10 in six stats, including five top four placings. And, while Wilson may have opened the season joking about setting her sights on SEC Defensive Player of the Year honors this season, she has been changing the game on both sides of the ball.

The 6-foot-5 forward leads the league in blocks per game (3.2) and is second in field goal percentage (.543) and double-doubles (11). Wilson is third in scoring (16.7) and fourth in rebounding (8.7). She comes in 10th in free throw percentage (.704).

In SEC play, Wilson is similarly ranked in six categories – first in blocks (3.5) and field goal percentage (.538), second in scoring (16.4), fourth in rebounds (8.6), ninth in offensive rebounding (2.8) and 10th in free throw percentage (.713).

A Model of Efficiency

Junior center Alaina Coates led the nation in field goal percentage for several weeks, dropping out on the rankings only by falling seven made field goals short of the minimum average (5 FGM/game) while shooting a team-best 66.5 percent from the field. In SEC play, Coates is even more efficient, shooting 68.8 percent en route to her 11.3 points per game, which rank 18th in the conference.

Coates has shot the ball well throughout her career, hitting 61.2 percent as a freshman and 56.2 percent in 2014-15. Her career 60.9 field goal percentage is the fifth highest among active NCAA Division I players, trailing three sophomores and another junior on the list.



Around the SEC

	SEC Games			Overall		
	W	L	Pct.	W	L	Pct.
South Carolina	15	0	1.000	27	1	.964
Texas A&M	11	4	.733	21	7	.750
Mississippi St.	10	5	.667	23	6	.793
Georgia	9	6	.600	21	7	.750
Kentucky	9	6	.600	20	6	.769
Florida	9	6	.600	21	7	.750
Missouri	8	7	.533	21	7	.750
Auburn	8	7	.533	18	10	.643
Tennessee	7	8	.467	16	12	.571
Arkansas	6	9	.400	11	17	.393
Vanderbilt	4	11	.267	15	13	.536
Alabama	4	11	.267	15	13	.536
LSU	3	11	.200	9	19	.321
Ole Miss	2	13	.133	10	18	.357

Today's Games

February 28

Georgia at Tennessee, 1 p.m. (ESPN2)

Auburn at Florida, 2 p.m. (SECN+)

Vanderbilt at #24/24 Missouri, 2 p.m. (SECN)

Alabama at #16/16 Mississippi State, 3 p.m. (SECN+)

Ole Miss at Arkansas, 4 p.m. (SECN)

#15/14 Kentucky at #11/11 Texas A&M, 4 p.m. (ESPN)

Rankings are listed as AP/ESPN Poll
All Times Eastern; TV Network in ()

AP Top 25

(Week of Feb. 22)

1. Connecticut	26-0
2. Notre Dame	25-1
3. South Carolina	25-1
4. Baylor	27-1
5. Ohio State	23-4
6. Maryland	25-3
7. Oregon State	24-3
8. Texas	24-2
9. Arizona State	24-4
10. Louisville	22-6
11. Texas A&M	20-7
12. Florida State	21-5
13. Stanford	22-6
14. UCLA	20-7
15. Kentucky	19-6
16. Mississippi State	22-6
17. Miami (FL)	22-5
18. Syracuse	22-6
19. DePaul	23-7
20. Michigan State	20-7
21. South Florida	19-7
22. Oklahoma State	19-7
23. Oklahoma	18-8
24. Missouri	21-6
25. Colorado State	24-1

USA Today Coaches Top 25

(Week of Feb. 22)

1. Connecticut	26-0
2. South Carolina	25-1
3. Notre Dame	25-1
4. Baylor	27-1
5. Ohio State	23-4
6. Maryland	25-3
7. Oregon State	24-3
8. Texas	24-2
9. Arizona State	24-4
10. Louisville	22-6
11. Texas A&M	20-7
12. Florida State	21-5
13. Stanford	22-6
14. Kentucky	19-6
15. UCLA	20-7
16. Mississippi State	22-6
17. Miami (FL)	22-5
18. Syracuse	22-6
19. DePaul	23-7
20. South Florida	19-7
21. Michigan State	20-7
22. BYU	23-4
23. Oklahoma	18-8
24. Missouri	21-6
25. Colorado State	24-1

Quarter Breakdown

Through 112 quarters this season, South Carolina has out-scored its opponent 80 times with the Gamecocks topping their foe by double digits 20 times, including a season-high differential of 26 (35-9) in the second quarter against Arkansas (Jan. 3). This season's best first-quarter advantage is 19 (26-7) against Winthrop (Dec. 13), third-quarter margin is 22 (29-7) against Arkansas (Jan. 3) and fourth-quarter edge is 17 (27-10) vs. Hampton (Dec. 16).

South Carolina has shot at least 50.0 percent in 53 quarters this season – including all four quarters at Ole Miss (Feb. 25) – with a high of 80.0 percent (8-of-10) in the third quarter against Hampton. The Gamecocks' offensive efficiency builds steadily throughout the game as opponents begin to feel the effects of the Gamecocks' formidable frontcourt with 34 of the 53 quarters in which South Carolina has shot at least 50 percent coming in the second half. The Gamecocks have shot a game-high 50.5 percent in the fourth quarter with the third quarter next in line at 48.1 percent.

A more detailed look at the quarter-by-quarter production for the Gamecocks and their opponents.

Qtr.	SC/Opp Avg. Pts	SC/Opp Avg. Rebs	SC/Opp FG%
1	16.4/12.9	11.0/9.2	.381/.331
2	17.9/12.9	10.2/8.1	.479/.341
3	19.5/15.1	10.4/8.7	.481/.357
4	20.1/15.5	10.3/8.1	.505/.349

Individually, sophomore forward A'ja Wilson has turned in five of the 11 double-digit scoring quarters this season, but senior guard Tina Roy owns the top spot with 15 points in the third quarter against Arkansas (Jan. 3). Senior guard Tiffany Mitchell has the highest first-quarter scoring total with nine against both CSUB (Nov. 28) and Winthrop (Dec. 13). Wilson owns the best mark the second quarter, turning in 11 in the second quarter against UNCG (Nov. 15), and her 12 in the fourth quarter against Ohio State (Nov. 13) are tied with Alaina Coates' 12 against #18/18 Kentucky (Feb. 4) for that quarter's top mark.

SEC Active Leaders

Among the SEC's active leaders in eight statistical categories five different Gamecocks are among the top 10 in at least one with junior Alaina Coates leading the conference in two. Senior Tiffany Mitchell's league-high six entries is not a surprise given the breadth of her resume, but the appearance of sophomore A'ja Wilson at No. 2 on the active blocked shots list (149) and No. 5 on the double-doubles list (16) may catch some observers off guard.

Mitchell headlines the South Carolina entries ranking second in scoring (1,772) and field goals made (590); third in steals (219) and 3-pointers made (166); fourth in assists (333) and 10th in rebounding (556). She is one of just two true perimeter players on the rebounding list.

Coates is the league's active leader in blocks (163) and double-doubles (37). She sits second in rebounds (860) – trailing only a senior – and is 10th in scoring (1,146).

Senior Khadijah Sessions holds sixth in steals (172) and ninth in assists (285). Senior Tina Roy comes in fifth on the 3-pointers made list (149).

Great Gamecock Fans

South Carolina leads the nation in average attendance at 14,831 and is one of just two programs averaging at least 10,000 fans this season. (Both are in the SEC as Tennessee

2015-16 Roster

No.	Name	Pos.	Ht.	Yr.	Hometown/Last School
1	Bianca Cuevas	G	5-6	So.	Bronx, N.Y./Nazareth Regional
4	Doniyah Cliney	G	6-0	R-Fr.	Newark, N.J./Malcolm X Shabazz
5	Khadijah Sessions	G	5-8	Sr.	Myrtle Beach, S.C./Myrtle Beach
10	Allisha Gray*	G	6-0	Jr.	Sandersville, Ga./North Carolina
15	Tiffany Davis	G	5-7	Jr.	Houston Texas/Westbury Christian
22	A'ja Wilson	F	6-5	So.	Hopkins, S.C./Heathwood Hall
23	Tina Roy	G	5-11	Sr.	Kaplan, La./Kaplan
24	Sarah Imovbioh	F	6-2	Sr.	Abuja, Nigeria/Virginia
25	Tiffany Mitchell	G	5-9	Sr.	Charlotte, N.C./Providence Day
31	Asia Dozier	G/F	6-0	Sr.	Columbia, S.C./Spring Valley
35	Kaela Davis*	G	6-2	Jr.	Suwanee, Ga./Georgia Tech
40	Jatarie White	F	6-4	So.	Charlotte, N.C./Providence Day
41	Alaina Coates	C	6-4	Jr.	Irmo, S.C./Dutch Fork
44	India Farmer	F	6-0	Jr.	North Myrtle Beach, S.C./North Myrtle Beach

* indicates will sit out 2015-16 due to NCAA transfer rules

Head Coach: Dawn Staley

Assoc. Head Coach: Lisa Boyer; **Assistant Coaches:** Nikki McCray-Penson, Fred Chmiel

join the Gamecocks with a 10,285 average.) In fact, 11 of the top 15 attended games in NCAA Division I women's basketball this season were played at Colonial Life Arena, including seven of the top 10 and three of the top five.

Delving more deeply into the numbers, South Carolina's Colonial Life Arena's capacity of 18,000 makes it the seventh-largest women's basketball venue in the nation. South Carolina is the only one of those selling over 50 percent of their capacity as Gamecocks fans are filling Colonial Life Arena at 82.39 percent capacity, the highest of any facility seating at least 10,000 and fifth overall.

Prior to 2015-16, the Gamecocks led the nation in average attendance increase in each of the previous two seasons and paced the country in average attendance in 2014-15 at 12,293. In the last two seasons South Carolina has played in front of over 10,000 fans at Colonial Life Arena 26 times, including every game this season. The program enjoyed its first sell out at Colonial Life Arena when 18,000 fans turned out to watch the No. 2/2 Gamecocks take on No. 1/1 UConn on Feb. 8, 2016.

Double-Double Trouble

Junior center Alaina Coates joined some elite company in South Carolina history recently, becoming just the second player to amass 1,000 career points and 800 career rebounds prior to her senior season. She hit the rebound mark with the first of her 11 boards against Florida (Feb. 11) and joined the 1,000-point club in the first 30 seconds of the win over No. 20/- Missouri (Jan. 10) to become the 10th Gamecock overall to achieve both plateaus in her career. A school-record 607 of her now 860 rebounds have come on the defensive end.

This season, Coates leads the SEC with a career-high 15 double-doubles this season, including a school-record 10 in SEC play, and averages a double-double both overall (11.8 ppg/10.4 rpg) and in league play (11.3 ppg/11.5 rpg). She leads the league in rebounding both overall and in conference play and ranks among the SEC's top 20 scorers in both as well.

With 37 career double-doubles, during which the Gamecocks are 36-1, she is fifth in program history in that category, becoming the first new entry in the top five since Marsha Williams moved into the No. 2 spot in 1992-93

with 44. (The school record of 70 belongs to Sheila Foster, 1979-82.) With three straight double-doubles to open league play, Coates matched and then broke Williams' school record for double-doubles in SEC action, previously 11 now 20.

The SEC's active leader with 163 career blocks, Coates is third in South Carolina history in the category. She is just 14 shy of Lakesha Tolliver's (2004-07) career record of 177 and one out of second place (Elem Ibiem, 2012-15).

Mitchell's March

Senior guard Tiffany Mitchell's work ethic and competitive fire have made her an annual part of the national player of the year conversations, and expectations have been the same this season for the two-time All-American and reigning back-to-back SEC Player of the Year. Ranking among the SEC's best in numerous categories over the last three seasons, Mitchell is steadily moving up various Gamecocks' career charts as well.

Here are a few of the career benchmarks she has a chance to catch:

Category	Current	Chasing	To Go
Points	1,772 (6th)	1,791 (5th)	19
FG Att.	1,311 (9th)	1,359 (8th)	48
3FG Made	166 (5th)	208 (4th)	42
3FG Att.	408 (9th)	418 (8th)	10
FT Made	426 (3rd)	473 (2nd)	47
FT Att.	550 (5th)	604 (4th)	54
Steals	219 (7th)	227 (6th)	8
Minutes	3,954 (3rd)	4,013 (3rd)	59
Games Played	132 (3rd)	134 (2nd)	2
Games Started	128 (1st)	—	—

Legacy of Leadership

South Carolina has thrived under excellent leadership from its team-selected captains the last few seasons. While some thought that area would be a question mark heading into this season, the Gamecocks selected their four returning seniors – Asia Dozier, Tiffany Mitchell, Tina Roy and Khadijah Sessions – as their captains. All but Roy have served in that capacity at least once prior to this season.

Gamecocks Coming Soon!

Head coach Dawn Staley signed two Gamecocks in the early period, adding espnW Top 100 recruits Araion Bradshaw (Hyde Park, Mass./Tabor Academy) and Mikiah "Kiki" Harrigan (Pembroke Pines, Fla./Flanagan) to the South Carolina's 2016-17 roster.

Bradshaw is ranked No. 32 overall in the class and is the No. 10 guard in the group. An athletic, explosive athlete, she averaged nearly 12.0 points as a junior and was just as disruptive on the defensive end. The 5-foot-6 point guard helped Tabor Academy to the finals of the New England Prep School Athletic Council Class A Tournament and earned a spot on the All-New England Team.

Harrigan is the 12th-ranked forward in the nation and comes in at No. 74 overall in the espnW rankings. The 6-foot-2 forward averaged 15.7 points and 9.1 rebounds as a junior to earn Florida Association of Basketball Coaches Class 8A All-State first-team honors.

South Carolina's Record When...

	vs. Ranked	SEC	All		vs. Ranked	SEC	All
Record.....	11-1	15-0	27-1	No South Carolina players foul out	10-1	14-0	25-1
Playing a ranked opponent.....	11-1	8-0	11-1	One or more SC players foul out.....	1-0	1-0	2-0
Playing at home	6-1	7-0	13-1	Assist on less than half of field goals made	4-1	1-0	7-1
Playing on the road	4-0	8-0	11-0	Assist at least half of field goals made.....	7-0	14-0	20-0
Playing at neutral site	1-0	0-0	3-0	Assist on at least 2/3 of field goals made	1-0	5-0	7-0
Leading at half	6-0	11-0	21-0	Scoring more pts. in paint than opponent	11-0	14-0	26-0
Trailing at half	5-1	3-0	5-1	Scoring equal/less pts. in paint than opp.	0-1	1-0	1-1
Tied at half		1-0	1-0	Scoring more pts. off TOs than opponent	8-0	10-0	19-0
Playing an overtime game	0-0	0-0	0-0	Scoring equal/less pts. off TOs than opp.	3-1	5-0	8-1
0 players score in double figures	0-0	0-0	0-0	Scoring more 2nd-chance pts.	6-0	9-0	19-0
1 player scores in double figures	0-0	0-0	0-0	Scoring equal/less 2nd-chance pts.....	5-1	6-0	8-1
2 players score in double figures	3-0	2-0	4-0	Scoring more fast break pts.....	7-0	9-0	19-0
3 players score in double figures	5-1	7-0	12-1	Scoring equal/less fast break pts.....	4-1	6-0	8-1
4 players score in double figures	3-0	5-0	8-0	Wearing white uniforms.....	7-1	7-0	15-1
5 players score in double figures	0-0	1-0	3-0	Wearing black uniforms	4-0	7-0	11-0
More than 5 players in double figures.....	0-0	0-0	0-0	Wearing pink uniforms	0-0	1-0	1-0
Starters out-score opponent's starters	8-0	13-0	24-0	Playing in tournaments/classics	1-0		4-0
Opponent's starters score equal/more	3-1	2-0	3-1	Playing on live television	10-1	15-0	25-1
Bench out-scores opponent's bench	6-1	9-0	20-1	Playing in November	2-0		7-0
Opponent's bench scores equal/more.....	5-0	6-0	7-0	Playing in December	0-0		5-0
SC Starters out-score SC Bench.....	11-1	15-0	27-1	Playing in January	6-0	9-0	9-0
SC Bench out-scores/ties SC Starters.....	0-0	0-0	0-0	Playing in February	3-1	6-0	6-1
Shooting 50% or better	1-0	5-0	8-0	Playing in March.....	0-0	0-0	0-0
Shooting between 40-49%	9-0	7-0	15-0	Playing during the day.....	5-0	4-0	11-0
Shooting between 30-39%	1-0	3-0	4-0	Playing at night	6-1	11-0	16-1
Shooting less than 30%	0-0	0-0	0-0	Playing on Sunday.....	5-0	5-0	11-0
Opponent shoots 50% or better.....	0-0	0-0	0-0	Playing on Monday	1-1	2-0	2-1
Opponent shoots between 40-49%	2-1	5-0	7-1	Playing on Tuesday.....	0-0		1-0
Opponent shoots between 30-39%	8-1	6-0	13-1	Playing on Wednesday.....	0-0		2-0
Opponent shoots less than 30%	1-0	4-0	7-0	Playing on Thursday.....	3-0	8-0	8-0
Shooting better than opponent.....	11-0	14-0	26-0	Playing on Friday	2-0		2-0
Shooting worse than/equal to opponent.....	0-1	1-0	1-1	Playing on Saturday.....	0-0		1-0
Having more FTs made than opponent	10-0	13-0	24-0	Margin is less than 5 pts.	2-0	1-0	3-0
Having equal/less FTs made than opponent	1-1	2-0	3-1	Margin is between 5-9.....	4-0	3-0	4-0
Out-rebounding opponent	9-0	13-0	24-0	Margin is between 10-19.....	4-1	7-0	11-1
Having equal/less rebounds than opponent	2-1	2-0	3-1	Margin is 20 pts. or more	1-0	4-0	9-0
Having more TOs than opponent	6-1	6-0	10-1	Having a 20-pt. scorer.....	8-0	9-0	14-0
Having equal or less TOs than opponent.....	5-0	9-0	17-0	Having a 30-pt. scorer.....	0-0	0-0	0-0
Attempting more FT than 3FG.....	11-1	14-0	22-1	Scoring 49 points or less.....	0-0	0-0	0-0
Attempting equal/less FT than 3FG	0-0	1-0	5-0	Scoring 50-59 points	2-1	2-0	2-1
Making 5 or more 3FGs.....	2-0	9-0	16-0	Scoring 60-69 points.....	3-0	4-0	9-0
Making less than 5 3FGs.....	9-1	6-0	11-1	Scoring 70-79 points.....	3-0	5-0	6-0
Making no 3 FGs.....	0-0	0-0	0-0	Scoring 80-89 points.....	3-0	4-0	8-0
Attempting 15 or more 3FGs.....	2-0	8-0	15-0	Scoring 90-99 points.....	0-0	0-0	2-0
Attempting less than 15 3FGs.....	9-1	7-0	12-1	Scoring 100 points or more.....	0-0	0-0	0-0

2015-16 Team High/Low

South Carolina Highs	South Carolina Lows	Category	Opponent Lows	Opponent Highs
92 vs. UNCG, 11/15 86 vs. Florida, 2/11 56 (2nd) vs. Hampton, 12/16	55 vs. UConn, 2/8 57 at Mississippi State, 1/24 22 (1st) at Mississippi State, 1/24	Points in Game (SEC)	32, Arkansas, 1/3 32, Arkansas, 1/3	80, Ohio State, 11/13 71, Florida, 2/11
45 (2nd) at Texas A&M, 1/31 45 (2nd) at Kentucky, 1/14	22 (1st) at Mississippi State, 1/24	Points in a Half (SEC)	13 (1st), Georgia, 2/18 13 (1st), Winthrop, 12/13 13 (1st), Georgia, 2/18	47 (1st), Ohio State, 11/13 41 (2nd), Missouri, 1/10
35 (2nd) vs. Arkansas, 1/3 35 (2nd) vs. Arkansas, 1/3	7 (1st) at Mississippi State, 1/24 7 (1st) at Mississippi State, 1/24	Points in a Quarter (SEC)	4 (2nd), Georgia, 2/18 4 (2nd), Georgia, 2/18	26 (1st), Ohio State, 11/13 24 (4th), Missouri, 1/10
35 vs. CSUB, 11/28 35 vs. UNCG, 11/15 33 vs. Arkansas, 1/3	18 at Tennessee, 2/15 18 at Tennessee, 2/15	Field Goals Made (SEC)	13, Arkansas, 1/3 13, Arkansas, 1/3	28, Kentucky, 2/4 28, Kentucky, 2/4
69 vs. Ohio State, 11/13 68 vs. Ole Miss, 1/28	49 at Tennessee, 2/15 49 at Tennessee, 2/15	Field Goal Attempts (SEC)	43, at Clemson, 11/18 53, at Tennessee, 2/15 53, at Vanderbilt, 1/7	80, Ohio State, 11/13 69, Florida, 2/11 69, Kentucky, 2/4
.561 (23-41) at Ole Miss, 2/25 .561 (23-41) at Ole Miss, 2/25	.365 (23-63) at Clemson, 11/18 .367 (18-49) at Tennessee, 2/15	FG Percentage (SEC)	.222 (14-63) at Ole Miss, 2/25 .222 (14-63) at Ole Miss, 2/25	.481 (26-54), Ole Miss, 1/28 .481 (26-54), Ole Miss, 1/28
11 vs. Arkansas, 1/3 11 vs. Arkansas, 1/3	1 vs. Arizona State, 11/17 2 at Ole Miss, 2/25 2 vs. Kentucky, 2/4 2 at Texas A&M, 1/31 2 vs. Texas A&M, 1/17	3-Point FG Made (SEC)	1, Arkansas, 1/3 1, Winthrop, 12/13 1, Arkansas, 1/3	10, Ohio State, 11/13 9, at Auburn, 1/21
25 at Clemson, 11/18 23 vs. Ole Miss, 1/28 23 vs. Arkansas, 1/3	10 vs. Duke, 12/6 7, at Clemson, 11/18 11 at Ole Miss, 2/25 11 at Texas A&M, 1/31	3-Point FG Attempts (SEC)	7, Texas A&M, 1/17 7, Texas A&M, 1/17	28, at Alabama, 2/22 28, at Alabama, 2/22
.478 (11-23) vs. Arkansas, 1/3 .478 (11-23) vs. Arkansas, 1/3	.091 (1-11) vs. Arizona St., 11/27 .167 (2-12) vs. Kentucky, 2/4 .167 (2-12) vs. Texas A&M, 1/17	3-Point FG Percentage (SEC)	.083 (1-12), Arkansas, 1/3 .083 (1-12), Arkansas, 1/3	.444 (8-18), vs. CSUB, 11/28 .429 (3-7), Texas A&M, 1/17
32 vs. Missouri, 1/10 32 vs. Missouri, 1/10 43 vs. Missouri, 1/10	8 vs. Arkansas, 1/3 8 vs. Arkansas, 1/3 12 vs. Winthrop, 12/13	Free Throws Made (SEC)	3, Georgia, 2/18 3, Georgia, 2/18	18, Missouri, 1/10 18, Ohio State, 11/13 18, Missouri, 1/10
43 vs. Missouri, 1/10	13 vs. Arkansas, 1/3	Free Throw Attempts (SEC)	6, Georgia, 2/18 6, at Texas A&M, 1/31 6, Georgia, 2/18 6, at Texas A&M, 1/31	25, at UCLA, 11/22 22, at Tennessee, 2/15
.875 (14-16) at UCLA, 11/22 .800 (20-25) at Texas A&M, 1/31	.478 (11-23) at Vanderbilt 1/7 .478 (11-23) at Vanderbilt, 1/7	FT Percentage (SEC)	.267 (4-15), Winthrop, 12/13 .500 (3-6), Georgia, 2/18 .500 (5-10), Arkansas, 1/3	1.00 (6-6) at Texas A&M, 1/31 1.00 (6-6) at Texas A&M, 1/31
58 at Alabama, 2/22 58 at Alabama, 2/22	30 at Tennessee, 2/15 30 at Vanderbilt, 1/7 30 at Hawaii, 11/29 30 at Tennessee, 2/15 30 at Vanderbilt, 1/7	Rebounds (SEC)	19, Hampton, 12/16 26, Arkansas, 1/3	43, at Tennessee, 2/15 43, Texas A&M, 1/17 43, at Kentucky, 1/14 43, at Tennessee, 2/15 43, Texas A&M, 1/17 43, at Kentucky, 1/14
25 vs. UNCG, 11/15 25 vs. Winthrop, 12/13 24 vs. Ole Miss, 1/28	6 vs. Arizona State, 11/27 9 at Mississippi State, 1/24	Assists (SEC)	3, Ohio State, 11/13 5, at Alabama, 2/22	16, at Texas A&M, 1/31 16, vs. CSUB, 11/28 16, at Texas A&M, 1/31
16 at Ole Miss, 2/25 16 at Ole Miss, 2/25	3 at Kentucky, 1/14 3 vs. Hampton, 12/16	Steals (SEC)	0, at Clemson, 11/18 3, at Kentucky, 1/14	13, Florida, 2/11 13, at UCLA, 11/22 13, Ohio State, 11/13 13, Florida, 2/11
16 at Ole Miss, 2/25 16 vs. Winthrop, 12/13 10 at Kentucky, 1/14	3 at Kentucky, 1/14 0 at Vanderbilt, 1/7 0 at Vanderbilt, 1/7	Blocked Shots (SEC)	0, at Clemson, 11/18 1, vs. Kentucky, 2/4 1, at Auburn, 1/21 1, at Vanderbilt, 1/7 1, Arkansas, 1/3	10, Ohio State, 11/13 7, Texas A&M, 1/17
29 at Ole Miss, 2/25 29 at Ole Miss, 2/25	5 vs. CSUB, 11/28 5 at Clemson, 11/18 11 at Kentucky, 1/14 11 at Vanderbilt, 1/7	Turnovers (SEC)	8, at Alabama, 2/22 8, at Alabama, 2/22	23, at Ole Miss, 2/25 23, at Ole Miss, 2/25
22 vs. Missouri, 1/10 22 at Hawaii, 11/29 22 vs. Missouri, 1/10	11 vs. Ole Miss, 1/28 11 vs. Arkansas, 1/3 11 vs. Ole Miss, 1/28 11 vs. Arkansas, 1/3	Fouls (SEC)	16, UConn, 2/8 16, at Auburn, 1/21 16, at Auburn, 1/21	34, Missouri, 1/10 32, Missouri, 1/10

2015-16 Individual Superlatives

Category	South Carolina	Opponent
Points in Game (SEC)	29 by Alaina Coates vs. Winthrop, 12/13 27 by Alaina Coates vs. Kentucky, 2/4 27 by A'ja Wilson at Texas A&M, 1/31	36 by Kelsey Mitchell, Ohio State, 11/13 26 by Shandricka Sessom, Ole Miss, 1/28
Points in a Half	20 (2nd) by A'ja Wilson vs. Duke, 12/6 18 (2nd) by Tiffany Mitchell at Texas A&M, 1/31	21 (2nd) by Kelsey Mitchell, Ohio State, 11/13 17 (2nd) by Carla Batchelor, Florida, 2/11 17 (2nd) by Makayla Epps, Kentucky, 2/4
Points in a Quarter (SEC)	15 (3rd) by Tina Roy vs. Arkansas, 1/3 15 (3rd) by Tina Roy vs. Arkansas, 1/3	13 (3rd) by Makayla Epps, Kentucky, 2/4 13 (4th) by Kelsey Mitchell, Ohio State, 11/13 13 (3rd) by Makayla Epps, Kentucky, 2/4
Field Goals Made (SEC)	13 by Alaina Coates vs. Winthrop, 12/13 11 by A'ja Wilson vs. Texas A&M, 1/17 11 by A'ja Wilson at Kentucky, 1/14	11 by Shandricka Sessom, Ole Miss, 1/28 11 by Shandricka Sessom, Ole Miss, 1/28
Field Goal Attempts (SEC)	19 by A'ja Wilson vs. Texas A&M, 1/17 19 by A'ja Wilson vs. Duke, 12/6 19 by A'ja Wilson vs. Texas A&M, 1/17	25 by Victoria Vivians, at Mississippi State, 1/24 25 by Victoria Vivians, at Mississippi State, 1/24
FG Percentage (SEC)	1.00 (8-8) by A'ja Wilson at Ole Miss, 2/25 1.00 (8-8) by A'ja Wilson at Ole Miss, 2/25	1.00 (3-3) by Tra'Cee Tanner, at Auburn, 1/21 1.00 (3-3) by Tra'Cee Tanner, at Auburn, 1/21
3-Point FG Made (SEC)	7 by Tina Roy vs. Arkansas, 1/3 7 by Tina Roy vs. Arkansas, 1/3	5 by Katie Frerking, at Auburn, 1/21 5 by Katie Frerking, at Auburn, 1/21
3-Point FG Attempts (SEC)	12 by Tina Roy vs. Arkansas, 1/3 12 by Tina Roy vs. Arkansas, 1/3	12 by Katie Frerking, at Auburn, 1/21 12 by Katie Frerking, at Auburn, 1/21
3-Point FG Percentage (SEC)	1.00 (3-3) by Tina Roy vs. Elon, 12/22 .750 (3-4) by Tina Roy at Mississippi State, 1/24	.800 (4-5) by Ameryst Alston, Ohio State, 11/13 .600 (3-5) by Jordan Jones, Texas A&M, 1/17
Free Throws Made (SEC)	9 by A'ja Wilson at Tennessee, 2/15 9 by A'ja Wilson at Texas A&M, 1/31 9 by A'ja Wilson at Tennessee, 2/15 9 by A'ja Wilson at Texas A&M, 1/31	12 by Kelsey Mitchell, Ohio State, 11/13 9 by Bashaara Graves, at Tennessee, 2/15
Free Throw Attempts (SEC)	12 by Alaina Coates vs. Kentucky, 2/4 12 by Alaina Coates vs. Missouri, 1/10 12 by Alaina Coates vs. Kentucky, 2/4 12 by Alaina Coates vs. Missouri, 1/10	13 by Kelsey Mitchell, Ohio State, 11/13 10 by Bashaara Graves, at Tennessee, 2/15
FT Percentage (SEC)	1.000 (7-7) by Tiffany Mitchell vs. Florida, 2/11 1.000 (7-7) by Tiffany Mitchell vs. Florida, 2/11	1.00 (6-6) by Ketara Chapel, at Mississippi State, 1/24 1.00 (6-6) by Jada Payne, East Carolina, 12/20 1.00 (6-6) by Ketara Chapel, at Mississippi State, 1/24
Rebounds (SEC)	18 by Alaina Coates at Alabama, 2/22 18 by Alaina Coates at Alabama, 2/22	15 by Shayla Cooper, Ohio State, 11/13 10 by Bashaara Graves, at Tennessee, 2/15 10 by Batouly Camara, at Kentucky, 1/14
Assists (SEC)	6 by Alaina Coates at Texas A&M, 1/31 6 by Khadijah Sessions vs. Winthrop, 12/13 6 by Bianca Cuevas vs. CSU Bakersfield, 11/28 6 by Asia Dozier vs. UNCG, 11/15 6 by Tina Roy vs. UNCG, 11/15 6 by Alaina Coates at Texas A&M, 1/31	9 by Jordan Jones, at Texas A&M, 1/31
Steals (SEC)	6 by Khadijah Sessions, Georgia, 2/18 6 by Khadijah Sessions, Georgia, 2/18	6 by Jordin Canada, at UCLA, 11/22 3 by Meoshonti Knight, at Alabama, 2/22 3 by Tiaria Griffin, Georgia, 2/18 3 by Merritt Hempe, Georgia, 2/18 3 by Shequila Joseph, Ole Miss, 1/28
Blocked Shots (SEC)	10 by Alaina Coates vs. Winthrop, 12/13 8 by A'ja Wilson vs. Texas A&M, 1/17 8 by A'ja Wilson at Kentucky, 1/14	5 by Breanna Stewart, UConn, 2/8 3 by Merritt Hempe, Georgia, 2/18 3 by Khaalia Hillsman, at Texas A&M, 1/31
Turnovers (SEC)	8 by Tiffany Mitchell vs. Ohio State, 11/13 7 by Doniyah Cliney vs. Florida, 2/11 7 by Tiffany Mitchell at Mississippi State, 1/24	8 by Shayla Cooper, Ohio State, 11/13 7 by A'Queen Hayes, at Ole Miss, 2/25

Gamecock Career Highs

Alaina Coates

Pts	29 vs. Winthrop, 12/13/15
FG	13 vs. Winthrop, 12/13/15
FGA	16 vs. Vanderbilt, 1/5/14
FG %	1.000 (7-7) vs. SC St, 12/22/13
FT	11 at San Diego St., 11/23/13
FTA	15 at San Diego St., 11/23/13
FT %	1.000 (10-10) vs. North Carolina, 3/27/15
Reb	18 at Alabama, 2/22/16
Off Reb	7 vs. Kentucky, 1/9/14
Def Reb	13, 2x, last at Alabama, 2/22/16
Blk	10 vs. Winthrop, 12/13/15
Stl	4 at Tennessee, 2/15/16
Asst	6 at Texas A&M, 1/31/16
Min	38 at Texas A&M, 1/31/16

Doniyah Cliney

Pts	10 vs. Florida, 2/11/16
FG	3, 2x, last vs. Florida, 2/11/16
FGA	5 vs. Missouri, 1/10/16
FG %	.750 (3-4) vs. Kentucky, 2/4/16
3FGA	2, 4x, last vs. Georgia, 2/18/16
FT	3, 2x, last at Ole Miss, 2/25/16
FTA	4, 4x, last at Ole Miss, 2/25/16
FT %	.750 (3-4), 2x, last at Ole Miss, 2/25/16
Reb	3 vs. Florida, 2/11/16
Off Reb	2 vs. Ole Miss, 1/28/16
Stl	3 vs. Georgia, 2/18/16
Asst	3 at Auburn, 1/21/16
Min	26 vs. Kentucky, 2/4/16

Bianca Cuevas

Pts	21 at Ole Miss, 2/1/15
FG	8 vs. CSUB, 11/28/15
FGA	14 at Georgia, 2/5/15
FG %	.833 (5-6) at Hampton, 12/17/14
3FG	2, 5x, last vs. CSUB, 11/28/15
3FGA	6 vs. Clemson, 11/20/14
3FG %	.667 (2-3) at Hampton, 12/17/14
FT	9 at Ole Miss, 2/1/15
FTA	11 at Ole Miss, 2/1/15
FT %	1.000 (5-5) vs. Syracuse, 3/22/15
Reb	6 at Alabama, 2/22/16
Off Reb	3 vs. Alabama, 1/29/15
Blk	2, 2x, last vs. UConn, 2/8/16
Stl	5 Missouri, 1/10/16
Asst	6 vs. CSUB, 11/28/15
Min	29 at Hawaii, 11/29/15

Asia Dozier

Pts	16, 2x, at San Diego St., 11/23/13
FG	6, 2x, last at Alabama, 1/8/15
FGA	13 at San Diego St., 11/23/13
FG %	1.00 (4-4) at Kentucky, 2/14/13
3FG	4, 2x, last vs. Syracuse, 3/22/15
3FGA	10 at San Diego St., 11/23/13
3FG %	1.000 (2-2), 3x, last vs. East Carolina, 12/20/15
FT	4, 3x, last vs. Florida State, 3/29/15
FTA	7 vs. Elon, 11/9/12
FT %	1.000 (4-4), 2x, last vs. Florida State, 3/29/15
Reb	10 vs. Elon, 11/9/12
Off Reb	4 vs. Elon, 11/9/12
Blk	3 at Kentucky, 3/1/15
Stl	2, 9x, last vs. Hampton, 12/16/15
Asst	6, 3x, last vs. UNCG, 11/15/15
Min	40 at Arkansas, 1/2/14

India Farmer

Pts	3, 2x, last vs. Alabama, 1/19/14
FGA	3 vs. NC Central, 12/2/13
3FGA	2 vs. NC Central, 12/2/13
FT	2 at Florida, 1/19/15
FTA	2, 2x, last, at Florida, 1/19/15
FT %	1.000 (2-2) at Florida, 1/19/15
Reb	3 vs. NC Central, 12/2/13
Blk	2 vs. UNCG, 11/15/15
Min	11 vs. NC Central, 12/2/13

Sarah Imovbioh

Pts	19 vs. Hampton, 12/16/15
FG	6, 2x, last vs. UConn, 2/8/16
FGA	8 vs. Hampton, 12/16/15
FG %	1.00 (6-6) vs. UConn, 2/8/16
FT	7 vs. Hampton, 12/16/15
FTA	9 vs. Hampton, 12/16/15
FT %	.777 (7-9) vs. Hampton, 12/16/15
Reb	12 vs. East Carolina, 12/20/15
Off Reb	7 vs. Ole Miss, 1/28/16
Def Reb	8 vs. East Carolina, 12/20/15
Stl	2, 3x, last at Ole Miss, 2/25/16
Asst	2, 2x, last vs. Missouri, 1/10/16
Min	24 vs. Hampton, 12/16/15

Tiffany Mitchell

Pts	25 vs. Georgia, 2/27/14
FG	8, 7x, last at Vanderbilt, 1/7/16
FGA	17, 2x, last at Texas A&M, 1/31/16
FG %	.857 (6-7) vs. Savannah State, 12/14/14
3FG	6, 2x, last at Hampton, 12/17/14
3FGA	8, 2x, last at Hampton, 12/17/14
3FG %	1.000 (6-6) vs. San Diego State, 11/23/14
FT	13 vs. CSU Northridge, 3/23/14
FTA	17 vs. CSU Northridge, 3/23/14
FT %	1.000 (10-10) vs. Georgia, 2/27/14
Reb	11, 5x, last at Arkansas, 1/2/14
Off Reb	6 at Florida, 1/20/13
Blk	3 at Arkansas, 2/19/15
Stl	7 vs. NC Central, 12/1/14
Asst	9 at San Diego State, 11/23/13
Min	40, 3x, last vs. Texas A&M, 1/17/16

Tina Roy

Pts	21 vs. Arkansas, 1/3/16
FG	7 vs. Arkansas, 1/3/16
FGA	14 at UCLA, 11/22/15
FG %	1.000 (4-4) at Alabama, 1/8/15
3FG	7 vs. Arkansas, 1/3/16
3FGA	12 vs. Arkansas, 1/3/16
3FG %	1.000 (3-3), 2x, last vs. Elon, 12/22/15
FT	4 at Southern Cal, 11/25/13
FTA	4, 4x, last vs. Georgia, 2/27/14
FT %	1.000 (4-4) at Southern Cal, 11/25/13
Reb	8 at Mississippi State, 2/6/14
Off Reb	3, 2x, last vs. CSU Northridge, 3/23/14
Blk	2 vs. Mississippi State, 2/6/14
Stl	3, 2x, last vs. Ole Miss, 1/28/16
Asst	10 vs. Savannah State, 12/14/14
Min	37 at UCLA, 11/22/15

Khadijah Sessions

Pts	19 vs. Auburn, 2/3/13
FG	6, 2x, last vs. Seton Hall, 11/17/13
FGA	15 at Missouri, 2/28/13
FG %	.833 (5-6) vs. LSU, 2/12/15
3FG	3, 4x, last vs. LSU, 3/7/15
3FGA	6, 3x, last vs. Kentucky, 1/11/15
3FG %	1.00 (3-3) at Kentucky, 2/20/14
FT	8, 2x, last at Tennessee, 2/15/16
FTA	12 vs. Missouri, 2/2/14
FT %	1.00 (5-5) at Kentucky, 2/20/14
Reb	11 at Alabama, 2/22/16
Off Reb	3, 4x, last at Alabama, 2/22/16
Stl	6 vs. Georgia, 2/18/16
Asst	8 vs. NC Central, 12/1/14
Min	39 at Texas A&M, 1/31/16

Jatarie White

Pts	14 vs. East Carolina, 12/20/15
FG	5, 2x, last vs. East Carolina, 12/20/15
FGA	12 vs. Clemson, 11/20/14
FG %	.626 (5-8) vs. East Carolina, 12/20/15
FT	5 vs. Missouri, 1/10/16
FTA	6, 2x, last vs. Missouri, 1/10/16
FT %	1.000 (2-2), 2x, last vs. Hampton, 12/16/15
Reb	9 vs. Winthrop, 12/13/15
Off Reb	4 at Clemson, 11/18/15
Def Reb	8 vs. Winthrop, 12/13/15
Blk	4 vs. Winthrop, 12/13/15
Stl	2 vs. Syracuse, 3/22/15
Asst	2, 4x, last at Clemson, 11/18/15
Min	22 vs. San Diego St., 11/23/14

A'ja Wilson

Pts	28 vs. Duke, 12/6/15
FG	11, 2x, last vs. Texas A&M, 1/17/16
FGA	19, 2x, last vs. Texas A&M, 1/17/16
FG %	.800 (8-10) vs. Savannah State, 12/14/14
FT	11 vs. LSU, 2/12/15
FTA	15 vs. LSU, 2/12/15
FT %	1.00 (8-8) at Ole Miss, 2/25/16
Reb	19 at Kentucky, 3/1/15
Off Reb	6, 3x, last at Kentucky, 1/14/16
Def Reb	14 at Kentucky, 3/1/15
Blk	8, 2x, last vs. Texas A&M, 1/17/16
Stl	3, 4x, last vs. Central Michigan, 12/20/14
Asst	4 vs. CSUB, 11/28/15
Min	39 at Texas A&M, 1/31/16

The Last Time...

Individual

Scored 50 Points

South Carolina 51, Jocelyn Penn vs. Stetson, 1/4/03
Opponent Never

Scored 40 Points

South Carolina 51, Jocelyn Penn vs. Stetson, 1/4/03
Opponent 46, Cornelia Gayden, LSU, 1/14/95

Scored 30 Points

South Carolina 30, Ieasia Walker vs. Clemson, 11/18/10
Opponent 36, Kelsey Mitchell, Ohio State, 11/13/15

Grabbed 20 Rebounds

South Carolina 25, Kelsey Bone vs. Boston University, 12/28/09
Opponent 24, Courtney Paris, Oklahoma, 12/30/07

Grabbed 15 Rebounds

South Carolina 18, Alaina Coates at Alabama, 2/22/16
Opponent 15, Shayla Cooper, Ohio State, 11/13/15

Two Players with 20 or More Points

South Carolina A'ja Wilson 27/Tiffany Mitchell 20 at Texas A&M, 1/31/16
Opponent Kelsey Mitchell 36/Ameryst Alston 23, Ohio State, 11/13/15

Two Players with 10 or More Rebounds

South Carolina Alaina Coates 18/Khadijah Sessions 11/A'ja Wilson 10 at Alabama, 2/22/16
Opponent Breanna Stewart 10/Gabby Williams 10, UConn, 2/8/16

Had 10 Assists

South Carolina 10, Tina Roy vs. Savannah State, 12/14/14
Opponent 11, Marneshia Richard, Mississippi State, 1/21/07

Had Five Steals

South Carolina 6, Khadijah Sessions, Georgia, 2/18/16
Opponent 6, Jordyn Canada, at UCLA, 11/22/15

Had Five Blocked Shots

South Carolina 5, A'ja Wilson at Ole Miss, 2/25/16
Opponent 5, Breanna Stewart, UConn, 2/8/16

Had a Double-Double

South Carolina Alaina Coates (11 pts/14 rebs) at Ole Miss, 2/25/16
Opponent Bashaara Graves (13 pts/10 rebs), at Tennessee, 2/15/16

Two Players had a Double-Double

South Carolina Alaina Coates (13 pts/18 rebs)/A'ja Wilson (16 pts/10 rebs) at Alabama, 2/22/16
Opponent Sheila Boykin (12 pts/12 rebs)/Danielle Ballard (16 pts/12 rebs), LSU, 2/12/15

Three Players had a Double-Double

South Carolina Ashley Bruner (16 pts/12 rebs)/Aleighsa Welch (16 pts/ 11 rebs)/Elem Ibiam (12 pts/10 rebs) vs. Kansas, 3/25/13
Opponent Merlakia Jones (26 pts/10 rebs)/Takilya Davis (19 pts/13 rebs)/DeLisha Milton (14 pts/15 rebs), at Florida, 2/20/94

Had a Triple-Double

South Carolina Alaina Coates (29 pts/16 rebs/10 blks) vs. Winthrop, 12/13/15
Opponent Never

Team

Scored 100 Points

South Carolina 102 at Alabama, 1/8/15
Opponent 103, Clemson, 11/21/03

Won by 30 or More Points

South Carolina 85-32 (53) vs. Arkansas, 1/3/16
Opponent 66-34 (32), Georgia, 3/4/11

Shot 65% or Better from the Field

South Carolina .652 (45-69) vs. East Tennessee State, 12/19/00
Opponent Never

Shot 60% or Better from the Field

South Carolina .612 (30-49) vs. Florida State, 3/29/15
Opponent .604 (29-48), Vanderbilt, 1/18/01

Shot 50% or Better from the Field

South Carolina .561 (23-41) at Ole Miss, 2/25/16
Opponent .554 (31-56), at UConn, 2/9/15

No Players in Double-Figure Points

South Carolina at Auburn, 1/19/12
Opponent Arkansas, 1/3/16

Five Players in Double-Figure Points

South Carolina vs. Arkansas, 1/3/16
Opponent Arkansas, 2/14/10

More Than Five Players in Double-Figure Points

South Carolina 6 vs. Syracuse, 3/22/15
Opponent 6 at Georgia, 2/13/03

Faced AP Top-25 Opponent

Win 62-56 at No. 24 Tennessee, 2/15/16
Loss 56-67 at No. 13 Kentucky, 3/1/15

Faced AP Top-10 Opponent

Win 70-63 at No. 10 Texas A&M, 1/31/16
Loss 87-62 at No. 2 UConn, 2/9/15

Faced AP Top-5 Opponent

Win 62-46 vs. No. 5 Tennessee, 3/8/15
Loss 87-62 at No. 2 UConn, 2/9/15

Faced AP No. 1 Team

Win Never
Loss 54-66 vs. No. 1 UConn, 2/8/16

Overtime Game

Win 58-55 vs. Drexel, 11/28/12
Loss 65-57 at Texas A&M, 1/16/14

Double-Overtime Game

Win 92-91 at Florida State, 2/4/91
Loss 92-94 at Clemson, 11/19/09

South Carolina Was Ranked (AP Poll)

No. 1 2/9/15
Top 5 No. 3, 2/22/16
Top 10 No. 8, 3/17/14
Top 25 No. 13, 12/30/13

Staley Era Team Records

Italics indicates set in 2015-16

Scoring

Most	Points
1. vs. Savannah State, 12/14/14	111
2. at Alabama, 1/8/15	102
3. vs. Clemson, 11/20/14	99
vs. Ole Miss, 1/30/14	99
vs. Charleston Southern, 11/8/13	99

Fewest	Points
1. at Stanford, 11/26/10	32
2. vs. Georgia, 3/4/11	34
3. vs. Mississippi State, 3/5/09	39
4. at Georgia, 1/13/13	40
5. at Mississippi State, 2/26/09	41

Fewest Allowed	Points
1. vs. South Carolina State, 12/14/11	21
2. vs. Presbyterian, 11/27/11	24
3. vs. NC Central, 12/1/14	26
vs. SC State, 12/22/13	26
5. vs. NC Central, 12/2/13	27

Most Allowed	Points
1. at Clemson, 11/19/09	94
2. vs. North Carolina, 12/20/09	93
3. at Connecticut, 2/9/15	87
4. vs. Xavier, 11/12/10	84
5. at Tennessee, 2/17/11	82
at Florida, 2/22/09	82

Margin of Outcome

Victory	Score	Margin
1. vs. Charleston Southern, 11/8/13	99-29	+70
2. vs. NC Central, 12/1/14	90-26	+64
3. vs. Savannah State, 12/14/14	111-49	+62
4. vs. Clemson, 11/20/14	99-41	+58
5. vs. <i>Arkansas</i>	85-32	+53

Defeat	Score	Margin
1. at Stanford, 11/26/10	32-70	-38
2. vs. Georgia, 3/4/11	34-66	-32
3. vs. Stanford, 12/19/08	47-78	-31
4. at Penn State, 11/21/10	48-78	-30
5. vs. Connecticut, 12/28/08	48-77	-29

Field Goals

Made	FGM
1. vs. Charleston Southern, 11/8/13	39
2. vs. Savannah State, 12/14/14	38
vs. Clemson, 11/20/14	38
4. at Alabama, 1/8/15	37
vs. Central Michigan, 12/20/14	37

Attempts	FGA
1. vs. Penn State, 11/20/11	76
2. at Clemson, 11/19/09	74
3. vs. Tennessee, 1/20/11	73
4. vs. Central Michigan, 12/20/14	72
vs. Clemson, 11/20/14	72
vs. Kansas, 3/25/13	72

Highest Percentage (Min. 40 FGA)	FGM-A	Pct
1. vs. Savannah State, 3/20/15	34-53	.642
2. at Alabama, 1/8/15	37-58	.638
3. vs. Florida State, 3/29/15	30-49	.612
4. vs. Charleston Southern, 11/8/13	39-64	.609
5. vs. Ole Miss, 1/30/14	31-51	.608

Lowest Percentage (Min. 40 FGA)	FGM-A	Pct
1. at Stanford, 11/26/10	12-55	.218
2. vs. Georgia, 3/4/11	12-52	.231
3. at Florida, 1/20/13	15-64	.234
4. at Kentucky, 2/5/09	13-55	.236
5. at Georgia, 1/2/11	13-54	.241

Lowest Percentage Allowed	FGM-A	Pct
1. vs. South Carolina State, 12/14/11	6-48	.125
2. vs. NC Central, 12/2/13	8-50	.160
3. vs. Charleston Southern, 11/8/13	10-54	.185
4. vs. Arkansas, 3/6/15	11-57	.193
vs. Hampton, 11/22/12	11-57	.193

Highest Percentage Allowed	FGM-A	Pct
1. vs. Connecticut, 12/28/08	35-62	.565
vs. Florida, 1/9/11	26-46	.565
3. vs. Xavier, 11/12/10	34-61	.557
4. at Connecticut, 2/9/15	31-56	.554
5. at Kentucky, 1/13/11	30-55	.545

3-Point Field Goals

Made	3FGM
1. vs. <i>Arkansas</i> , 1/3/16	11
at Alabama, 1/8/15	11
3. at <i>Vanderbilt</i> , 1/7/16	10
4. vs. <i>Winthrop</i> , 12/13/15	9
10 other times	9

Attempts	3FGA
1. vs. Penn State, 11/20/11	29
2. vs. College of Charleston, 11/14/13	28
vs. North Carolina, 12/19/10	28
4. vs. Syracuse, 11/28/14	26
5. at <i>Clemson</i> , 11/18/15	25
vs. Savannah State, 11/15/12	25
at Ole Miss, 1/16/11	25

Percentage (Min. 5 3FGA)	3FGM-A	Pct
1. vs. Oregon State, 3/25/14	4-6	.667
vs. Ole Miss, 1/30/14	4-6	.667
vs. Savannah State, 12/28/13	4-6	.667
vs. Western Carolina, 12/29/12	6-9	.667
at Alabama, 1/10/10	8-12	.667
vs. Charlotte, 12/21/08	8-12	.667

Free Throws

Made	FTM
1. vs. Savannah State, 12/14/14	34
vs. Oregon State, 3/25/14	34
3. vs. <i>Missouri</i> , 1/10/16	32
vs. Ole Miss, 1/30/14	32
at Mississippi State, 1/6/13	32

Attempts	FTA
1. at Mississippi State, 1/6/13	50
2. vs. Savannah State, 12/28/13	48
3. vs. Savannah State, 12/14/14	47
4. vs. Missouri, 2/2/14	46
5. vs. Seton Hall, 11/17/13	44
vs. SC State, 12/21/12	44

Percentage (Min. 10 FTA)	FTM-A	Pct
1. vs. Alabama, 1/19/14	10-11	.909
2. vs. Auburn, 1/2/09	23-26	.885
3. at <i>UCLA</i> , 11/22/15	14-16	.875
vs. San Diego State, 11/28/09	14-16	.875
5. at Mississippi State, 2/6/14	20-23	.870

Rebounding

Total	Rebs
1. vs. College of Charleston, 11/14/13	62
2. at Florida, 1/20/13	59
3. at Alabama, 2/22/16	58
4. vs. Hampton, 11/22/12	57
5. vs. Savannah State, 12/14/14	56

Margin	Rebs	Margin
1. vs. Savannah State, 12/14/14	56-21	+35
2. vs. <i>Hampton</i> , 12/16/15	52-19	+33
3. at Alabama, 2/7/13	53-24	+29
4. at Alabama, 2/22/16	58-31	+27
vs. Hampton, 12/17/14	48-21	+27

Assists

Game	Assists
1. vs. NC Central, 12/1/14	26
2. vs. <i>Winthrop</i> , 12/13/15	25
vs. <i>UNCG</i> , 11/15/15	25
vs. San Diego State, 11/23/14	25
vs. Clemson, 11/20/14	25
vs. Alabama, 1/19/14	25
vs. Charleston Southern, 11/8/13	25

Steals

Game	Steals
1. vs. NC Central, 12/1/14	21
vs. Furman, 12/11/11	21
3. vs. San Diego State, 11/23/14	18
4. vs. Charleston Southern, 11/8/13	17
5. at Ole Miss, 2/25/16	16
vs. NC State, 12/12/10	16
vs. USC Upstate, 12/16/08	16

Blocked Shots

Game	Blocks
1. vs. <i>Winthrop</i> , 12/13/15	16
2. vs. Arkansas, 3/6/15	15
3. at Mississippi State, 2/6/14	14
vs. Kentucky, 1/9/14	14
5. at Kentucky, 3/1/15	12
vs. Charleston Southern, 11/14/13	12

Turnovers

Fewest	TOs
1. at Tennessee, 2/2/12	4
2. vs. <i>CSU Bakersfield</i> , 11/28/15	5
at <i>Clemson</i> , 11/18/15	5
vs. Tennessee, 2/23/15	5
vs. Syracuse, 11/28/14	5
at Missouri, 2/28/13	5
vs. Georgia, 3/2/12	5
vs. Ole Miss, 3/3/11	5

Most	TOs
1. at Wake Forest, 12/3/08	32
2. at Ole Miss, 2/25/16	29
vs. Hampton, 11/22/12	29
vs. Kentucky, 1/15/12	29
5. at Kentucky, 1/13/11	28

Dawn Staley

Head Coach
8th Season at South Carolina
Virginia, 1992



When three-time Olympic gold medalist Dawn Staley took the reins of the University of South Carolina women's basketball program on May 10, 2008, the Gamecocks' stature immediately rose not just in the Southeastern Conference but on the national stage as well. Building on a foundation of hard work, defensive effort and a "team first" mentality, South Carolina began to realize those expectations in 2011-12, and the program has continued to thrive. The Gamecocks boast five straight 25-win seasons, which include three SEC regular-season championships (2014, 2015, 2016), an SEC Tournament title (2015), an NCAA Final Four appearance (2015) and two other Sweet 16 seasons (2012, 2014), the program's first ever No. 1 national ranking and a school-record 34 wins in 2014-15. Staley's success has united every demographic in the state of South Carolina as the Gamecocks' fan based has tripled over the last three seasons, leading the nation in home attendance in 2014-15 at 12,293 fans per game and pacing the country in attendance increase in 2013-14 and 2014-15.

While her coaching career is blossoming, Staley is still recognized for her body of work as a one of the most decorated participants in United States women's basketball history. The Naismith Memorial Basketball Hall of Fame solidified her legacy with her enshrinement into the Hall as part of the Class of 2013. The Phoenix Club of Philadelphia established the Dawn Staley Award recognizing the nation's top guard in women's Division I basketball in 2013 as well. Staley was inducted into the Women's Basketball Hall of Fame as part of the Class of 2012 and was one of the final nominees for induction to the U.S. Olympic Hall of Fame the same year. In the summer of 2011, the WNBA recognized her as one of the league's "Top 15," honoring the most influential players in the league's history.

In her 16th season as a head coach, Staley has led her teams to seven 25-win seasons, a total of 12 postseason appearances (two WNIT) and 49 weeks in the Associated Press top 10, including 12 in the No. 1 spot.

In her first seven seasons at the helm of the Gamecocks, Staley has been named National Coach of the Year (2014, *Basketball Times*), a Naismith National Coach of the Year Finalist (2014, 2015), SEC Coach of the Year (2014, *Coaches and AP*; 2015, *Coaches*) and BCA Female Coach of the Year (2012). She has coached two All-Americans, 16 All-SEC selections, six SEC All-Freshman team selections, two SEC Player of the Year choices, an SEC Sixth Player of the Year, an SEC Defensive Player of the Year and three SEC Freshman of the Year winners. South Carolina has turned in historic seasons each of the last four, especially standing out among the program's 24 seasons in the SEC, posting 25 wins in 2011-12 and 2012-13, 29 wins in 2013-14 and a school-record 34 victories in 2014-15. The Gamecocks have won more SEC games than the season before in each of Staley's last six seasons, and her now 80 SEC victories are more than any other Gamecock coach, accounting for 56.3 percent of the program's total 144 league wins. She has helped the Gamecocks to five of the program's six top-four finishes in the SEC, including the first regular-season championship in 2013-14 and making it three straight titles in 2016. Her 113 overall wins in the previous four seasons mark the most successful four-year stretch in program history. Off the court, Staley's Gamecocks have been active in the community and thriving in the classroom. Every student-athlete who completed her eligibility under Staley at South Carolina has graduated or is on track to graduate, and the team GPA has been over 3.0 for the last six semesters. During the historic 2014-15 season, eight Gamecocks posted at least a 3.0 GPA for the year.

Year-by-Year Coaching Record

Year	School	Record	Conf. Rec.	Conf. Finish	Postseason
2000-01	Temple	19-11	11-5	2nd East	WNIT
2001-02	Temple	20-11	12-4	2nd East	A-10 Tourn. Champ./NCAA 1st Round
2002-03	Temple	14-15	9-7	2nd East	
2003-04	Temple	21-10	14-2	1st East	A-10 Tourn. Champ./NCAA 1st Round
2004-05	Temple	28-4	16-0	1st East*	A-10 Tourn. Champ./NCAA 2nd Round
2005-06	Temple	24-8	12-4	3rd	A-10 Tourn. Champ./NCAA 1st Round
2006-07	Temple	25-8	13-1	2nd	NCAA 2nd Round
2007-08	Temple	21-13	12-2	T-1st	NCAA 1st Round
2008-09	South Carolina	10-18	2-12	11th	
2009-10	South Carolina	14-15	7-9	T-7th	
2010-11	South Carolina	18-15	8-8	T-5th	WNIT 2nd Round
2011-12	South Carolina	25-10	10-6	T-4th	NCAA Sweet 16
2012-13	South Carolina	25-8	11-5	T-4th	NCAA 2nd Round
2013-14	South Carolina	29-5	14-2	1st	NCAA Sweet 16
2014-15	South Carolina	34-3	15-1	T-1st	SEC Tourn. Champ./NCAA Final Four
2015-16	South Carolina	27-1	15-0	1st	
Career	16th season	354-155	181-68		
At SC	8th season	182-75	82-43		

Coaching Highlights

College

- 10 NCAA Tournament Appearances (4 at South Carolina)
- 11 20-Win Seasons (5 at South Carolina)
- 4 Regular-Season Conference Titles (SEC 2014, 2015, 2016; A-10 2008)
- 5 Conference Tournament Titles (SEC 2015; A-10 2002, 2004, 2005, 2006)
- 2-time Naismith National Coach of the Year Finalist (2014, 2015)
- *Basketball Times* National Coach of the Year (2014)
- 3-time WBCA Region Coach of the Year (Region 3 2014, 2015; Region 1 2005)
- Four-time Conference Coach of the Year (SEC 2014, 2015; A-10 2004, 2005)

USA Basketball

- Senior National Team Asst. Coach (2006-08, 2014-16) – FIBA World Championship gold medal (2014), Beijing Olympics gold medal (2008), FIBA Americas Championship gold medal (2007), FIBA World Championship bronze medal (2006)
- U19 National Team Head Coach – FIBA U19 World Championship gold medal (2015)
 - > 2015 USA Basketball co-National Coach of the Year
- U18 National Team Head Coach – FIBA U18 Americas Championship gold medal (2014)
- Pan Am Games Head Coach – Gold medal (2007)

Playing Highlights

U.S. Professional – 11 seasons

- Five-time WNBA All-Star (2001-03, 2005-06)
- Two-time ABL All-Star (1997, 1998)
- WNBA All-Decade Team

USA Basketball

- Olympic gold medalist (1996, 2000, 2004)
- Flag bearer for U.S. in Olympic Games Opening Ceremony (2004)
- Two-time USA Basketball Female Athlete of the Year (1994, 2004)

College – Virginia (1989-92)

- Kodak All-America (1990, 1991, 1992)
- Honda-Broderick Cup Award for Collegiate Female Athlete of the Year (1991)
- Two-time ACC Player of the Year (1991, 1992)
- NCAA Tournament MOP (1991)

Other Notables

- Naismith Memorial Basketball Hall of Fame, Class of 2013
- Women's Basketball Hall of Fame, Class of 2012



DONIYAH CLINEY

6-0 • R-Fr. • G • Newark, N.J. • Shabazz
Major: Sociology



2015-16

- Has played in 14 games following hand injury, drawing three starts
- Helped pace South Carolina's strong defensive effort against Georgia (Feb. 18) with a career-high three steals
- Scored five of team's first eight points in first career start against #16/19 Florida (Feb. 11) en route to first double-digit scoring game
- Efficient in relief of Tiffany Mitchell (injury) against #18/18 Kentucky (Feb. 4), notching seven points (3-of-4 shooting) that included a key bucket in transition during South Carolina's 10-2 run to end the game
- Scored her four points against Ole Miss (Jan. 28) during 13-4 fourth-quarter run to end Rebels' rally
- Made an impact on the boards against Ole Miss (Jan. 28), grabbing a career-best three rebounds in 12 minutes of action
- Showed her court vision at Auburn (Jan. 21) handing out three assists in the second half while capping the third quarter with her first career 3-pointer
- Added five points to win over No. 20/- Missouri (Jan. 10), finding her way in pace of play on both sides of the ball after not seeing game action since high school (2013-14)
- Made her South Carolina debut at Vanderbilt (Jan. 7), tallying two points in five minutes of action
- Was having great preseason before surgery on her right hand in early November ... had cast removed Dec. 17 and was fully cleared for practice in January

Miscellaneous

	Season	Career
10+ Points	1	1
5+ Assists	0	0
Tm-High Points	0	0
Tm-High Assists	0	0

Career Highs

Pts	10 vs. Florida, 2/11/16
Rebs	3, 2x, last vs. Florida, 2/11/16
Blks	
Stls	3 vs. Georgia, 2/18/16
Asssts	3 at Auburn, 1/21/16
Min	26 vs. Kentucky, 2/4/16

SEC Career Highs

Pts	10 vs. Florida, 2/11/16
Rebs	3, 2x, last vs. Florida, 2/11/16
Blks	
Stls	3 vs. Georgia, 2/18/16
Asssts	3 at Auburn, 1/21/16
Min	26 vs. Kentucky, 2/4/16

2015-16 Game-by-Game

Opponent	Date	GS	MIN	FG-A	3FG-A	FT-A	Reb	A	TO	B	S	TP
Ohio State	11/13					— DNP	—					
UNCG	11/15					— DNP	—					
at Clemson	11/18					— DNP	—					
at UCLA	11/22					— DNP	—					
vs. Arizona State	11/27					— DNP	—					
vs. CSUB	11/28					— DNP	—					
vs. Hawaii	11/29					— DNP	—					
Duke	12/6					— DNP	—					
Winthrop	12/13					— DNP	—					
Hampton	12/16					— DNP	—					
vs. East Carolina	12/20					— DNP	—					
Elon	12/22					— DNP	—					
Arkansas	1/3					— DNP	—					
at Vanderbilt	1/7		5	1-2	0-0	0-0	0-0-0	0	0	0	0	2
Missouri	1/10		14	2-5	0-0	1-1	1-0-1	0	0	0	1	5
at Kentucky	1/14		5	0-2	0-0	0-0	0-0-0	0	0	0	0	0
Texas A&M	1/17					— DNP	—					
at Auburn	1/21		11	1-2	1-2	0-0	0-2-2	3	1	0	0	3
at Miss. State	1/24		9	0-0	0-0	1-4	0-0-0	0	1	0	0	1
Ole Miss	1/28		12	1-5	0-1	2-4	2-1-3	1	1	0	0	4
at Texas A&M	1/31		1	0-0	0-0	0-0	0-0-0	0	0	0	0	0
Kentucky	2/4		26	3-4	0-0	1-1	0-1-1	2	2	0	1	7
UConn	2/8		20	1-3	1-2	1-2	0-0-0	1	1	0	0	4
Florida	2/11	*	19	3-5	1-2	3-4	1-2-3	2	7	0	2	10
at Tennessee	2/15	*	17	1-4	0-1	0-0	0-1-1	0	0	0	0	2
Georgia	2/18	*	23	0-3	0-2	1-2	0-2-2	0	2	0	3	1
at Alabama	2/22		5	1-2	0-0	2-2	0-0-0	2	1	0	0	4
at Ole Miss	2/25		17	2-4	0-2	3-4	1-1-2	0	2	0	1	7

Career Stats at South Carolina

Year	GP	GS	Min	Avg	FG	FGA	Pct	3FG	FGA	Pct	FT	FTA	Pct	Off	Def	Tot	Avg	PF	FO	A	TO	Blk	Stl	Pts	Avg	
2014-15	— Did Not Play —																									
2015-16	14	3	183	13.1	16	41	.390	3	12	.250	15	24	.625	5	10	15	1.1	23	0	11	18	0	8	50	3.6	
Career	14	3	183	13.1	16	41	.390	3	12	.250	15	24	.625	5	10	15	1.1	23	0	11	18	0	8	50	3.6	



ALAINA COATES

6-4 • Jr. • C • Irmo, S.C. • Dutch Fork
Major: Social Work



Career Highlights

- | | |
|--|---|
| Naismith Midseason Watch List (2015-16) | 2015 SEC All-Tournament Team |
| Wooden Award Watch List (2015-16) | 2015 Naismith Trophy Top 50 Watch List |
| SEC Player of the Week (Feb. 2) | 2014 SEC Co-6th Player of the Year (Coaches) |
| Preseason All-SEC First Team (Coaches, Media) | 2014 SEC Freshman of the Year (Coaches, AP) |
| 2015 SEC All-Defensive Team | 2014 Freshman All-America First Team (Full Court) |
| All-SEC 2nd Team (Coaches - 2014, 2015; AP - 2015) | 2014 SEC All-Freshman Team |
| 2015 NCAA Greensboro Region MOP | 5-time SEC Freshman of the Week (2013-14) |

Miscellaneous

	Season	Career
Triple-Double	1	1
Double-Double	15	37
20+ Points	3	11
10+ Points	19	66
10+ Rebounds	19	44
5+ Blocks	1	4
Tm-High Points	4	16
Tm-High Rebs.	20	54

2015-16

- Ranks 11th in the nation in double-doubles and 20th in rebounding, leading the SEC in both
- Averaging a double-double in SEC play and overall for the season
- Holds third place in school history with 163 career blocks, just 14 away from the school record
- Became the 31st player in program history to net 1,000 career points and the 10th to do it with 800 rebounds
- Led team in rebounds 20 times – at Clemson, Winthrop, Hampton, vs. ECU, Elon, Ark., at Vandy, Mizzou, Texas A&M, at Auburn, at Miss. St., Ole Miss, at Texas A&M, Ky., UConn, Florida, at Tenn., at Ala., at Ole Miss
- Broke school record for career defensive rebounds with 12 of her 14 at Ole Miss (Feb. 25) coming on that end
- Dominated the glass at Alabama (Feb. 22) with 11 of her career-high 18 rebounds coming in 16 first-half minutes
- Scored eight of her 14 points in the second half against #16/19 Florida (Feb. 11), including six in the fourth quarter to go along with two key assists that helped the Gamecocks preserve their lead down the stretch
- Dominated both ends of the floor against #18/18 Kentucky (Feb. 4), especially down the stretch with 12 of her SEC career-high 27 points coming in the fourth quarter on 4-of-4 field goals and 4-of-5 free throws
- Quietly stuffed the stat sheet at #10/10 Texas A&M (Jan. 31), adding career-high six assists to her double-double and helping key a 10-0 fourth-quarter run that turned a deficit into a six-point lead with solid defense at the rim, three defensive rebounds and a drive to the basket
- Grabbed nine of her 14 rebounds against Ole Miss (Jan. 28) in the first half and scored five of last seven points of the half

Career Highs

Pts	29 vs. Winthrop, 12/13/15
Rebs	18 at Alabama, 2/22/16
Blks	10 vs. Winthrop, 12/13/15
Stls	4 at Tennessee, 2/15/16
Assts	6 at Texas A&M, 1/31/16
Min	38 at Texas A&M, 1/31/16

2015-16 Highs

Pts	29 vs. Winthrop, 12/13
Rebs	18 at Alabama, 2/22
Blks	10 vs. Winthrop, 12/13
Stls	4 at Tennessee, 2/15
Assts	6 at Texas A&M, 1/31
Min	38 at Texas A&M, 1/31

2015-16 Game-by-Game

Opponent	Date	GS	MIN	FG-A	3FG-A	FT-A	Reb	A	TO	B	S	TP
Ohio State	11/13	28	6-9	0-0	5-10	4-9-13	0	3	3	1	17	
UNCG	11/15	*	13	6-7	0-0	0-3	2-5-7	0	0	0	3	12
at Clemson	11/18	*	22	4-7	0-0	2-4	5-1-6	1	2	2	1	10
at UCLA	11/22	*	32	6-7	0-0	0-0	4-8-12	0	1	0	2	12
vs. Arizona State	11/27	*	23	3-6	0-0	0-1	3-4-7	1	2	1	1	6
vs. CSUB	11/28	*	22	3-10	0-0	0-2	1-3-4	0	1	0	0	6
vs. Hawaii	11/29	*	20	1-3	0-0	1-2	0-1-1	0	2	3	0	3
Duke	12/6	*	25	7-9	0-0	2-4	2-5-7	0	1	1	1	16
Winthrop	12/13	*	30	13-15	0-0	3-5	6-10-16	0	1	10	1	29
Hampton	12/16	*	26	8-11	0-0	6-9	2-10-12	2	3	1	0	22
vs. East Carolina	12/20	*	21	4-8	0-0	2-4	4-11-15	0	0	2	0	10
Elon	12/22	*	24	5-6	0-0	6-6	5-3-8	0	4	2	1	16
Arkansas	1/3	*	26	4-5	0-0	3-3	0-10-10	2	0	1	1	11
at Vanderbilt	1/7	*	29	5-6	0-0	1-4	3-7-10	1	1	0	0	11
Missouri	1/10	*	19	3-3	0-0	7-12	3-9-12	0	2	0	1	13
at Kentucky	1/14	*	28	3-4	0-0	3-4	2-9-11	1	0	0	0	9
Texas A&M	1/17	*	34	2-5	0-0	1-2	1-10-11	3	1	0	2	5
at Auburn	1/21	*	26	8-10	0-0	1-2	5-5-10	2	4	1	0	17
at Miss. State	1/24	*	37	2-3	0-0	2-2	1-10-11	1	1	2	3	6
Ole Miss	1/28	*	23	6-9	0-0	1-6	5-9-14	2	1	1	1	13
at Texas A&M	1/31	*	38	5-8	0-0	2-3	2-8-10	6	1	0	1	12
Kentucky	2/4	*	32	10-14	0-0	7-12	5-8-13	2	3	4	1	27
UConn	2/8	*	26	1-6	0-0	0-2	0-9-9	0	3	0	2	2
Florida	2/11	*	35	7-8	0-0	0-2	0-11-11	3	2	0	3	14
at Tennessee	2/15	*	26	0-1	0-0	0-2	0-10-10	1	1	0	4	0
Georgia	2/18	*	32	3-6	0-0	1-2	0-8-8	1	5	1	0	7
at Alabama	2/22	*	31	3-7	0-0	7-8	5-13-18	0	0	0	0	13
at Ole Miss	2/25	*	30	5-7	0-0	1-4	2-12-14	0	3	2	3	11

SEC Career Highs

Pts	27 vs. Kentucky, 2/4/16
Rebs	18 at Alabama, 2/22/16
Blks	5, 3x, last vs. Alabama, 1/29/15
Stls	4 at Tennessee, 2/15/16
Assts	6 at Texas A&M, 1/31/16
Min	38 at Texas A&M, 1/31/16

- Shook off tough scoring night with great rebounding at #10/10 Mississippi State (Jan. 24), including six in a tight third quarter and her 11th of the night sparking a transition layup for a six-point lead with 3:01 to play
- Recorded 1,000th career points in opening minute against #20/-Missouri (Jan. 10), finishing with third-straight double-double
- Completed her school-record 12th career double-double in SEC play with key putback in late 11-3 run that sealed win at Vanderbilt (Jan. 7)
- Played an historic career game against Winthrop (Dec. 13), recording program's first triple-double since Dec. 20, 2006, and first ever with blocked shots, swatting away a school-record 10 to go with her career high 29 points and 16 rebounds
- Connected on 7-of-9 field goals against #14/13 Duke (Dec. 6) and tallied six crucial points down the stretch to help South Carolina pull away
- Scored the game-tying putback with 56 seconds left against #16/18 Arizona State (Nov. 27)
- Double-double at UCLA (Nov. 22) kept Gamecocks within reach and made key steal during 8-2 run over final 90 seconds to secure the win
- Dominated the glass late against #6/10 Ohio State (Nov. 13), especially in 10-2 run over final 2:35 that decided the game, and finished the contest with her 24th career double-double (17 points, 13 rebounds)

Career Stats at South Carolina

Year	GP	GS	Min	Avg	FG	FGA	Pct	3FG	FGA	Pct	FT	FTA	Pct	Off	Def	Tot	Avg	PF	FO	A	TO	Blk	Stl	Pts	Avg
2013-14	34	1	668	19.6	148	242	.612	0	0	—	121	185	.654	82	203	285	8.4	83	1	11	57	73	17	417	12.3
2014-15	36	5	760	21.1	141	251	.562	0	0	—	117	168	.696	99	186	285	7.9	62	0	28	50	53	19	399	11.1
2015-16	28	27	758	27.1	133	200	.665	0	0	—	64	120	.533	72	218	290	10.4	71	0	29	48	37	33	330	11.8
Career	98	33	2186	22.3	422	693	.609	0	0	—	302	473	.638	253	607	860	8.8	216	1	68	155	163	69	1146	11.7



BIANCA CUEVAS

5-6 • So. • G • Bronx, N.Y. • Nazareth Regional
Major: Criminal Justice



Career Highlights

- 2015 Rainbow Wahine Showdown All-Tournament
- McDonald's All-America (2013-14)
- New York Class AA co-Player of the Year (2013-14)

2015-16

- Has appeared in 27 of South Carolina's 28 games, earning one start
- Led team in scoring once – vs. Arizona State
- Handed out team-high assists twice – vs. CSUB, at Alabama
- Made her first career start at Ole Miss (Feb. 25) and set defensive tone with four steals, one of which led to a layup and capped a 16-3 second-quarter scoring run that established a 15-point halftime lead
- Posted a productive all-around performance at Alabama (Feb. 22), tallying a career-best six boards and a team-high three assists and converted a 3-pointer early in the second quarter to give South Carolina its first double-digit lead of the game
- Hit a 3-pointer and dished out two of her three assists during 16-0 run that opened second quarter against #16/19 Florida (Feb. 11)
- Solid extended minutes against #18/18 Kentucky (Feb. 4), committing just one turnover in 21 minutes
- Scored seven of her nine points against #15/11 Texas A&M (Jan. 17) during 12-7 fourth-quarter run that gave Gamecocks five-point lead with 3:55 to play
- Played lock-down defense against #20/- Missouri (Jan. 10), recording a career-best five steals
- Snatched a game-high three steals in the SEC opener against Arkansas (Jan. 3)
- Matched a career high with four rebounds against #14/13 Duke (Dec. 6)
- Named to the Rainbow Wahine Showdown All-Tournament team, finishing second on the team in scoring at the event with 17.0 points per game on 54.1 percent shooting, averaging 3.3 rebounds and swiping seven steals over the three-game event
- Scored in double figures for the third-straight game with 13 at Hawaii (Nov. 29), including nine in the second half to help Gamecocks pull away from a seven-point halftime lead
- Fell one point shy of her career high with 20 against CSU Bakersfield with four of her nine fourth-quarter points coming

2015-16 Game-by-Game

Opponent	Date	GS	MIN	FG-A	3FG-A	FT-A	Reb	A	TO	B	S	TP
Ohio State	11/13		8	1-5	0-1	3-4	0-0-0	1	1	0	0	5
UNCG	11/15		19	2-4	1-3	6-8	0-2-2	1	3	0	2	11
at Clemson	11/18		17	2-7	0-3	0-0	0-1-1	2	0	0	2	4
at UCLA	11/22		13	2-4	0-0	3-3	0-2-2	2	2	0	0	7
vs. Arizona State	11/27		18	7-13	0-2	4-7	0-2-2	0	2	0	2	18
vs. CSUB	11/28		26	8-12	2-5	2-2	1-3-4	6	2	0	3	20
vs. Hawaii	11/29		29	5-12	1-3	2-4	1-3-4	0	2	0	2	13
Duke	12/6		13	1-4	0-1	0-2	0-4-4	2	1	0	0	2
Winthrop	12/13		22	4-11	1-2	4-4	0-2-2	1	2	0	1	13
Hampton	12/16		17	2-6	1-3	1-1	0-1-1	1	2	0	0	6
vs. East Carolina	12/20		17	1-7	0-3	2-2	0-1-1	1	0	0	3	4
Elon	12/22		15	1-4	0-3	0-0	0-1-1	2	3	0	0	2
Arkansas	1/3		24	4-8	1-5	1-2	1-1-2	3	3	0	3	10
at Vanderbilt	1/7		12	2-6	0-3	0-0	0-1-1	2	2	0	1	4
Missouri	1/10		17	2-6	0-1	2-2	0-0-0	1	3	0	5	6
at Kentucky	1/14		15	0-7	0-1	2-2	0-0-0	1	0	0	0	2
Texas A&M	1/17		20	3-6	1-1	2-2	1-2-3	2	2	0	1	9
at Auburn	1/21		18	0-3	0-2	1-2	0-2-2	2	2	0	0	1
at Miss. State	1/24		6	0-2	0-0	0-2	0-0-0	1	1	0	0	0
Ole Miss	1/28		18	3-7	0-2	0-0	0-0-0	1	2	0	0	6
at Texas A&M	1/31		3	0-0	0-0	0-0	0-0-0	0	0	0	0	3
Kentucky	2/4		21	1-5	0-1	3-4	0-2-2	2	1	0	1	5
UConn	2/8		20	1-7	0-1	0-0	1-1-2	1	1	2	0	2
Florida	2/11		17	1-5	1-1	0-0	0-0-0	3	2	0	0	3
at Tennessee	2/15		16	0-4	0-1	2-2	0-0-0	2	4	0	2	2
Georgia	2/18					DNP						
at Alabama	2/22		25	2-5	1-3	0-0	2-4-6	3	2	0	2	5
at Ole Miss	2/25	*	20	2-5	0-1	5-6	1-1-2	4	6	0	4	9

- Went on a personal 11-7 second-half run against #16/18 Arizona State (Nov. 27) as part of her team-high tying 18 points
- Gave UNCG (Nov. 15) trouble with her speed en route to 11 points, including 6-of-8 from the free throw line

Miscellaneous

	Season	Career
20+ Points	1	2
10+ Points	6	14
5+ Assists	1	6
Tim-High Points	1	3
Tim-High Assists	2	10

Career Highs

Pts21	at Ole Miss, 2/1/15
Rebs6	at Alabama, 2/22/16
Blks2, 2x,	last vs. UConn, 2/8/16
Stls5	vs. Missouri, 1/10/16
Assts6	vs. CSU Bakersfield, 11/28/15
Min30	vs. Southern Cal, 11/15/14

2015-16 Highs

Pts20	vs. CSU Bakersfield, 11/28
Rebs6	at Alabama, 2/22
Blks2	vs. UConn, 2/8
Stls5	vs. Missouri, 1/10
Assts6	vs. CSU Bakersfield, 11/28
Min29	vs. Hawaii, 11/29

SEC Career Highs

Pts21	vs. Ole Miss, 2/1/15
Rebs6	at Alabama, 2/22/16
Blks1, 2x,	last at Kentucky, 3/1/15
Stls5	vs. Missouri, 1/10/16
Assts5, 2x,	last vs. Vanderbilt, 2/15/15
Min25	at Alabama, 2/22/16

Career Stats at South Carolina

Year	GP	GS	Min	Avg	FG	FGA	Pct	3FG	FGA	Pct	FT	FTA	Pct	Off	Def	Tot	Avg	PF	FO	A	TO	Blk	Stl	Pts	Avg
2014-15	37	0	536	14.5	74	200	.370	16	72	.222	45	58	.776	13	35	48	1.3	44	1	64	60	5	42	209	5.6
2015-16	27	1	466	17.3	57	165	.345	10	52	.192	45	61	.738	8	36	44	1.6	28	0	47	51	2	34	169	6.3
Career	64	1	1002	15.7	131	365	.359	26	124	.210	90	119	.756	21	71	92	1.4	72	1	111	111	7	76	378	5.9



ASIA DOZIER

6-0 • Sr. • G/F • Columbia, S.C. • Spring Valley
Major: Accounting



Career Highlights

Three-time SEC Academic Honor Roll

2015-16

- Team captain
- Has played in 22 games with 13 starts, missing five games with an injury
- Has recorded at least five assists four times
- Handed out team-high assists five times – UNCG, Duke, Hampton, Ole Miss, at Ole Miss
- Showed great passing and decision-making en route to five assists at Ole Miss (Feb. 25) while also notching an SEC season-high eight points, including a 3-pointer late in the first quarter that ended a 7-1 Rebel run and gave the lead back to the Gamecocks
- Returned from injury against Alabama (Feb. 22), recording her first block of the season after getting the start
- Displayed great court vision against Ole Miss (Jan. 28) to finish with a game-high five assists
- Hit two clutch free throws at #10/10 Mississippi State (Jan. 24) after playing just 5:00 in the second half to give South Carolina a 55-51 advantage with 23 seconds to play
- Reached double figures for the first time this season against East Carolina (Dec. 20), scoring five of her 10 points in the first quarter
- Returned to starting lineup against Hampton (Dec. 16), matching a career high with two steals in the opening 10 minutes
- Connected on a game-high three 3-pointers on the way to a season-best nine points against Winthrop (Dec. 13)
- Was solid, steady force on defense against #14/13 Duke (Dec. 6)
- Started the second half at Clemson (Nov. 18) and hit back-to-back 3s as part of 19-5 run that broke open the game
- Tied career high with six assists against UNCG (Nov. 15)
- Started the second half against #6/10 Ohio State (Nov. 13), providing calming influence after Gamecocks trailed at the break

2015-16 Game-by-Game

Opponent	Date	GS	MIN	FG-A	3FG-A	FTA	Reb	A	TO	B	S	TP
Ohio State	11/13		12	1-2	0-0	2-2	0-0-0	1	2	0	0	4
UNCG	11/15		26	1-4	1-4	0-0	0-2-2	6	0	0	0	3
at Clemson	11/18		21	3-9	2-7	0-0	0-1-1	0	1	0	0	8
at UCLA	11/22		3	0-1	0-1	0-0	0-0-0	0	1	0	0	0
vs. Arizona State	11/27		5	0-0	0-0	0-0	0-1-1	0	1	0	1	2
vs. CSUB	11/28		3	0-1	0-1	0-0	0-0-0	0	0	0	0	0
vs. Hawaii	11/29		25	0-2	0-2	3-4	0-0-0	3	1	0	1	3
Duke	12/6		20	0-2	0-1	0-0	0-2-2	3	1	0	0	0
Winthrop	12/13		18	3-4	3-4	0-0	0-2-2	3	2	0	1	9
Hampton	12/16	*	22	2-6	0-2	2-2	1-1-2	5	1	0	2	6
vs. East Carolina	12/20	*	19	4-5	2-2	0-0	0-1-1	0	1	0	0	10
Elon	12/22	*	22	3-5	1-3	0-0	1-0-1	3	1	0	0	7
Arkansas	1/3						DNP					
at Vanderbilt	1/7	*	23	1-5	1-4	0-0	0-1-1	4	2	0	0	3
Missouri	1/10	*	18	1-3	0-0	0-0	1-2-3	1	1	0	0	2
at Kentucky	1/14	*	5	0-2	0-1	0-0	0-1-1	0	1	0	0	0
Texas A&M	1/17	*	13	0-1	0-1	0-0	1-0-1	1	2	0	1	0
at Auburn	1/21	*	20	0-4	0-3	1-2	0-2-2	3	0	0	0	1
at Miss. State	1/24	*	12	0-1	0-1	2-2	0-1-1	1	1	0	0	2
Ole Miss	1/28	*	20	1-3	1-3	0-0	0-0-0	5	1	0	1	3
at Texas A&M	1/31	*	22	0-0	0-0	0-0	0-1-1	1	3	0	0	0
Kentucky	2/4						DNP					
UConn	2/8						DNP					
Florida	2/11						DNP					
at Tennessee	2/15						DNP					
Georgia	2/18						DNP					
at Alabama	2/22	*	16	1-2	1-2	0-0	0-0-0	1	2	1	0	3
at Ole Miss	2/25	*	27	2-5	1-4	3-4	0-1-1	5	3	0	0	8

Career Stats at South Carolina

Year	GP	GS	Min	Avg	FG	FGA	Pct	3FG	FGA	Pct	FT	FTA	Pct	Off	Def	Tot	Avg	PF	FO	A	TO	Blk	Stl	Pts	Avg
2012-13	31	0	398	12.8	28	134	.209	16	91	.176	11	24	.458	19	42	61	2.0	35	1	25	20	4	8	83	2.7
2013-14	34	32	911	26.8	72	211	.341	33	103	.320	28	44	.636	18	77	95	2.8	63	0	92	68	7	21	205	6.0
2014-15	37	30	615	16.6	55	133	.414	29	87	.333	10	13	.769	2	36	38	1.0	27	0	67	33	7	20	149	4.0
2015-16	22	13	372	16.9	24	69	.348	13	46	.283	13	16	.813	4	19	23	1.1	16	0	46	28	1	7	74	3.4
Career	124	75	2296	18.5	179	547	.327	91	327	.278	62	97	.639	43	174	217	1.8	141	1	230	149	19	56	511	4.1

Miscellaneous

	Season	Career
10+ Points	1	14
10+ Rebounds	0	1
5+ Assists	4	12
Tm-High Points	0	2
Tm-High Assists	5	18

Career Highs

Pts 16, 2x, at San Diego State, 11/23/13
Rebs 10 vs. Elon, 11/9/12
Blks 3 at Kentucky, 3/1/15
Stls 2, 9x, last vs. Hampton, 12/16/15
Assts 6, 3x, last vs. UNCG, 11/15/15
Min 40 at Arkansas, 1/2/14

2015-16 Highs

Pts 10 vs. East Carolina, 12/20
Rebs 3 vs. Missouri, 1/10
Blks 1 at Alabama, 2/22
Stls 2 vs. Hampton, 12/16
Assts 6 vs. UNCG, 11/15
Min 26 vs. UNCG, 11/15

SEC Career Highs

Pts 15 at Alabama, 1/8/15
Rebs 6 vs. Florida, 2/23/14
Blks 3 at Kentucky, 3/1/15
Stls 2 at Alabama, 1/8/15
Assts 6 vs. Ole Miss, 1/30/14
Min 40 at Arkansas, 1/2/14



INDIA #44 FARMER

6-0 • Jr. • F • N. Myrtle Beach, S.C. • North Myrtle Beach
Major: Criminal Justice



Career Highlights

Two-time SEC Academic Honor Roll

2015-16

- Has seen time in six contests, including SEC opener against Arkansas (Jan. 3)
- Recorded a pair of blocked shots against UNCG (Nov. 15)

Career Highs

Pts 3, 2x, last vs. Alabama, 1/19/14
Rebs 3 vs. NC Central, 12/2/13
Blks 2 vs. UNCG, 11/15/15
Scls 1 at Florida, 1/19/15
Assts
Min 11 vs. NC Central, 12/2/13

2015-16 Highs

Pts
Rebs 1, 4x, last vs. Arkansas, 1/3
Blks 2 vs. UNCG, 11/15
Scls
Assts
Min 5, 2x, last vs. East Carolina, 12/20

SEC Career Highs

Pts 3, 2x, last vs. Alabama, 1/19/14
Rebs 1, 2x, last vs. Arkansas, 1/3/16
Blks
Scls 1 at Florida, 1/19/15
Assts
Min 4, 2x, last at Florida, 1/19/15

2015-16 Game-by-Game

Opponent	Date	GS	MIN	FG-A	3FG-A	FT-A	Reb	A	TO	B	S	TP
Ohio State	11/13					— DNP —						
UNCG	11/15		5	0-1	0-1	0-0	0-1-1	0	0	2	0	0
at Clemson	11/18					— DNP —						
at UCLA	11/22					— DNP —						
vs. Arizona State	11/27					— DNP —						
vs. CSUB	11/28					— DNP —						
vs. Hawaii	11/29					— DNP —						
Duke	12/6					— DNP —						
Winthrop	12/13		3	0-2	0-1	0-0	1-0-1	0	0	0	0	0
Hampton	12/16					— DNP —						
vs. East Carolina	12/20		5	0-1	0-1	0-0	0-1-1	0	0	0	0	0
Elon	12/22					— DNP —						
Arkansas	1/3		3	0-0	0-0	0-0	0-1-1	0	0	0	0	0
at Vanderbilt	1/7					— DNP —						
Missouri	1/10					— DNP —						
at Kentucky	1/14					— DNP —						
Texas A&M	1/17					— DNP —						
at Auburn	1/21					— DNP —						
at Miss. State	1/24					— DNP —						
Ole Miss	1/28					— DNP —						
at Texas A&M	1/31					— DNP —						
Kentucky	2/4					— DNP —						
UConn	2/8					— DNP —						
Florida	2/11					— DNP —						
at Tennessee	2/15					— DNP —						
Georgia	2/18					— DNP —						
at Alabama	2/22		3	0-0	0-0	0-0	0-0-0	0	0	0	0	0
at Ole Miss	2/25		3	0-1	0-0	0-0	0-0-0	0	1	0	0	0

Career Stats at South Carolina

Year	GP	GS	Min	Avg	FG	FGA	Pct	3FG	FGA	Pct	FT	FTA	Pct	Off	Def	Tot	Avg	PF	FO	A	TO	Blk	Stl	Pts	Avg
2013-14	18	0	48	2.7	2	7	.286	2	4	.500	0	0	—	2	4	6	0.3	4	0	0	1	1	0	6	0.3
2014-15	16	0	37	2.3	0	4	.000	0	2	.000	4	6	.667	5	3	8	0.5	1	0	0	1	0	1	4	0.3
2015-16	6	0	22	3.7	0	5	.000	0	3	.000	0	0	—	1	3	4	0.7	2	0	0	1	2	0	0	0.0
Career	40	0	107	2.7	2	16	.125	2	9	.222	4	6	.667	8	10	18	0.5	7	0	0	3	3	1	10	0.3



SARAH IMOVBIOH

6-2 • Sr. • F • Abuja, Nigeria • Virginia
Major: Criminal Justice (master's)



Career Highlights

2011 Parade All-America (HS)

2015-16

- Has played in every game, starting three
- Led the team in rebounding twice – UNCG, at Clemson
- Recorded either a point or a rebound for each of her 14 minutes at Alabama (Feb. 22)
- Needed just 11 minutes to record six points and six rebounds, including five offensive, against #16/19 Florida (Feb. 11)
- Was aggressive against #1/1 UConn (Feb. 8), scoring eight of her team-high 13 points in the second half and finishing 6-of-6 from the floor
- Grabbed seven of her nine rebounds against Ole Miss (Jan. 28) on the offensive end, including five in 10 minutes of second-half action
- Controlled the glass early at #10/10 Mississippi State (Jan. 24), collecting six first-half rebounds and seven total boards in just nine minutes of action
- Was effective in her SEC debut against Arkansas (Jan. 3) with seven rebounds and nine points in just 17 minutes
- Grabbed seven of her 12 rebounds against East Carolina (Dec. 20) in the first half
- Great offensive work against Hampton (Dec. 16), finishing with career bests in points (19), field goals (6) and free throws (7) after playing a career-high 24 minutes
- Was second on team in rebounding at Rainbow Wahine Showdown (Nov. 27-29) with 5.7 per game, including 2.3 offensive per outing
- Grabbed six of eight total rebounds against #16/18 Arizona State (Nov. 27) in the first half, including all three offensive boards to help Gamecocks stay within one possession at halftime
- Started the second half at Clemson (Nov. 18), providing great energy on the glass and adding four points to the game-changing 19-5 third-quarter surge
- Posted first double-double of Gamecock career with 14 points and team-high 11 boards against UNCG (Nov. 15)
- Had great fourth quarter against #6/10 Ohio State, scoring the six of the first eight points in the period, including to putbacks, to hold off the charging Buckeyes

Miscellaneous

	Season	Career
Double-Double	1	1
10+ Points	3	3
10+ Rebounds	3	3
Tim-High Points	1	1
Tim-High Rebs.	2	2

Career Highs

Pts	19 vs. Hampton, 12/16/15
Rebs	12 vs. East Carolina, 12/20/15
Blks	1, 3x, last at Kentucky, 1/14/16
Stls	2, 3x, last at Ole Miss, 2/25/16
Assts	2, 2x, last vs. Missouri, 1/10/16
Min	24 vs. Hampton, 12/16/15

SEC Career Highs

Pts	9 vs. Arkansas, 1/3/16
Rebs	9 vs. Ole Miss, 1/28/16
Blks	1, 2x, last at Kentucky, 1/14/16
Stls	2 at Ole Miss, 2/25/16
Assts	2 vs. Missouri, 1/10/16
Min	18 vs. Georgia, 2/18/16

2015-16 Game-by-Game

Opponent	Date	GS	MIN	FG-A	3FG-A	FT-A	Reb	A	TO	B	S	TP
Ohio State	11/13	*	16	4-5	0-0	0-2	3-7-10	0	1	0	0	8
UNCG	11/15		21	5-7	0-0	4-6	5-6-11	0	0	0	2	14
at Clemson	11/18		19	3-4	0-0	3-8	4-2-6	0	0	0	2	9
at UCLA	11/22		8	0-0	0-0	0-0	3-1-4	0	0	0	1	0
vs. Arizona State	11/27		16	0-1	0-0	1-2	3-5-8	0	2	0	0	1
vs. CSUB	11/28		15	3-5	0-0	0-5	3-2-5	0	0	0	0	6
vs. Hawaii	11/29		13	1-2	0-0	1-1	1-3-4	0	1	0	0	3
Duke	12/6		3	0-0	0-0	0-0	0-0-0	0	1	0	0	0
Winthrop	12/13	*	22	3-3	0-0	1-1	1-3-4	1	1	1	0	7
Hampton	12/16	*	24	6-8	0-0	7-9	5-2-7	0	0	0	0	19
vs. East Carolina	12/20		18	1-5	0-0	2-3	4-8-12	2	0	0	0	4
Elon	12/22		16	1-2	0-0	0-0	2-1-3	0	1	0	1	2
Arkansas	1/3		17	4-7	0-0	1-2	4-3-7	0	3	0	0	9
at Vanderbilt	1/7		5	0-0	0-0	0-0	0-2-2	0	1	0	0	0
Missouri	1/10		17	2-2	0-0	0-0	0-2-2	2	2	1	0	4
at Kentucky	1/14		13	0-2	0-0	0-2	2-3-5	0	0	1	0	0
Texas A&M	1/17		3	0-2	0-0	0-0	1-0-1	0	1	0	0	0
at Auburn	1/21		17	1-1	0-0	0-2	1-1-2	0	0	0	1	2
at Miss. State	1/24		9	0-0	0-0	0-0	4-3-7	0	2	0	0	0
Ole Miss	1/28		17	3-5	0-0	1-3	7-2-9	0	2	0	0	7
at Texas A&M	1/31		1	0-0	0-0	0-0	1-0-1	0	0	0	0	1
Kentucky	2/4		8	1-2	0-0	0-0	1-0-1	0	0	0	0	2
UConn	2/8		21	6-6	0-0	1-1	2-6-8	0	1	0	0	13
Florida	2/11		11	3-5	0-0	0-2	5-1-6	0	0	0	0	6
at Tennessee	2/15		13	0-2	0-0	0-0	2-1-3	0	1	0	0	0
Georgia	2/18		18	1-4	0-0	0-0	2-3-5	0	2	0	0	2
at Alabama	2/22		14	4-7	0-0	0-0	1-5-6	1	0	0	1	8
at Ole Miss	2/25		17	1-1	0-0	1-2	0-5-5	0	2	0	2	3

Career Stats at South Carolina

Year	GP	GS	Min	Avg	FG	FGA	Pct	3FG	FGA	Pct	FT	FTA	Pct	Off	Def	Tot	Avg	PF	FO	A	TO	Blk	Stl	Pts	Avg
2015-16	28	3	392	14.0	53	88	.602	0	0	—	23	51	.451	67	77	144	5.1	47	0	6	24	3	10	129	4.6



TIFFANY MITCHELL

5-9 • Sr. • G • Charlotte, N.C. • Providence Day
Major: Retail Management



Career Highlights

Wooden Award Late Season Top 20
USBWA Ann Meyers Drysdale Award Midseason Watch List
Dawn Staley Award Midseason Watch List
Naismith Midseason Watch List
Senior CLASS Award Finalist
Preseason All-America (AP, Lindy's, Athlon, SI, ESPN)
Preseason SEC Player of the Year (Coaches, Media)
Two-time SEC Player of the Year (Coaches – 2014, 2015; AP - 2015)
Two-time All-SEC First Team (2014, 2015)
2015 All-America First Team (ESPN, AP, USBWA)
2015 Naismith and Dawn Staley Award Finalist

2015 Wooden Award All-America Team/Finalist
2015 Wade Watch List
2015 Capital One Academic All-District 4
2015 NCAA Greensboro Region All-Tournament Team
2015 FIBA 3x3 World Championship Gold (USA)
2014 WBCA All-America
2014 All-America Third Team (AP, Full Court)
2014 Wooden Award Final Ballot, Wade Trophy Watch List, Dawn Staley Award Watch List
2014 WBCA All-Region 3
2014 SEC All-Defensive Team
2013 SEC All-Freshman Team

Miscellaneous

	Season	Career
Double-Double	0	4
20+ Points	4	17
10+ Points	26	101
10+ Rebounds	0	7
5+ Assists	3	14
5+ Steals	0	8
Tm-High Points	9	46
Tm-High Rebs.	0	10
Tm-High Assists	8	37

2015-16

- Selected team captain for second-straight season
- In SEC play, ranks among league's top 10 in four categories – seventh in scoring (15.1 ppg), second in free throw percentage (.831), seventh in 3-pointers made per game (1.5) and eighth in steals (1.9 spg)
- Ranks eighth in the SEC in scoring overall, third in free throw percentage and 11th in 3-pointers made per game
- Has been team's top scorer nine times – at Clemson, vs. UCLA, vs. ECU, Elon, at Vandy, Mizzou, at Miss. St., Fla., Ga.
- Handed out team-high assists eight times – Ohio St., Ark., at Vandy, Mizzou, at Auburn, at Miss. St., Fla., Ga.
- Hit a pull-up jumper to end 6-0 Georgia (Feb. 18) run that cut Gamecock lead to five with 2:29 to play and capped resulting 11-6 run with 3-of-4 free throw shooting in final 32 seconds
- Put together a personal 6-0 scoring run late in the third quarter at #24/- Tennessee (Feb. 15) to reclaim lead on the way to her 23rd double-digit point performance of the season

2015-16 Game-by-Game

Opponent	Date	GS	MIN	FG-A	3FG-A	FTA	Reb	A	TO	B	S	TP
Ohio State	11/13	*	32	6-12	2-4	1-2	1-2-3	3	8	1	4	15
UNCG	11/15	*	23	3-11	2-7	2-2	0-2-2	5	1	0	2	10
at Clemson	11/18	*	25	6-12	4-7	2-4	3-2-5	0	1	0	4	18
at UCLA	11/22	*	34	5-12	1-5	6-6	2-3-5	2	6	0	1	17
vs. Arizona State	11/27	*	36	2-7	0-3	2-2	0-1-1	1	2	0	2	6
vs. CSUB	11/28	*	32	3-9	0-2	7-8	0-1-1	1	1	0	0	13
vs. Hawaii	11/29	*	29	5-10	2-5	2-2	1-1-2	2	3	0	0	14
Duke	12/6	*	35	3-13	1-5	5-6	2-2-4	2	3	1	0	12
Winthrop	12/13	*	22	4-8	3-6	1-2	1-4-5	3	4	0	1	12
Hampton	12/16	*	29	4-11	3-6	6-8	4-2-6	2	0	0	1	17
vs. East Carolina	12/20	*	24	5-9	1-3	7-8	0-1-1	3	1	0	2	18
Elon	12/22	*	34	7-15	3-6	1-1	2-2-4	2	1	1	1	18
Arkansas	1/3	*	26	4-9	2-5	2-3	0-3-3	4	3	0	2	12
at Vanderbilt	1/7	*	34	8-15	3-6	3-6	1-1-2	5	2	0	2	22
Missouri	1/10	*	31	5-12	1-5	8-9	0-2-2	2	2	0	3	19
at Kentucky	1/14	*	31	5-13	1-5	5-5	1-1-2	2	2	0	1	16
Texas A&M	1/17	*	40	4-13	1-5	2-5	2-2-4	2	3	0	4	11
at Auburn	1/21	*	24	4-10	1-3	4-4	1-0-1	5	1	0	3	13
at Miss. State	1/24	*	37	6-15	1-7	8-9	0-2-2	2	7	0	0	21
Ole Miss	1/28	*	26	6-11	3-6	0-0	1-3-4	4	2	1	1	15
at Texas A&M	1/31	*	38	7-17	1-6	5-5	3-1-4	2	3	0	3	20
Kentucky	2/4	*	10	1-2	0-0	0-0	0-0-0	0	3	0	1	2
UConn	2/8	*	39	4-12	2-5	2-2	0-5-5	0	2	1	2	12
Florida	2/11	*	35	6-15	3-6	7-7	0-3-3	4	3	0	1	22
at Tennessee	2/15	*	34	4-12	1-5	3-4	1-1-2	2	2	0	0	12
Georgia	2/18	*	38	5-12	2-6	7-8	0-4-4	4	2	1	3	19
at Alabama	2/22	*	28	4-12	2-5	0-0	0-1-1	1	1	0	1	10
at Ole Miss	2/25	*	29	3-7	1-3	5-6	1-3-4	1	4	0	3	12

- Led team in points and assist vs. #16/19 Florida (Feb. 11), knocking down three timely 3s and all seven of her free throws
- Scored 18 of her 20 points in the second half at #10/10 Texas A&M (Jan. 31), including seven during South Carolina's 13-2 fourth-quarter run that grabbed control of the game
- Willed Gamecocks to victory at #10/10 Mississippi State (Jan. 24), scoring seven straight points to stretch one-point lead to six with 2:34 to go, adding clutch free throws in final :10 for second 20-point game
- Tallied nine second-half points at #9/9 Kentucky (Jan. 14), converting a key three-point play late in the third quarter to give South Carolina its first lead of the game
- Scored eight points of 10-2 third-quarter run after #20/- Missouri (Jan. 10) opened the period on a 12-4 surge en route to game-high 19 points
- Powered team to win at Vanderbilt (Jan. 7) with seven of her season-high 22 points during 10-3 third-quarter run that put team ahead for good, adding seven of fourth quarter's first eight points
- Had most efficient scoring game of the season vs. East Carolina (Dec. 20), hitting 5-of-9 field goals and 7-of-8 free throws on her way to a game-high 18 points
- Netted four of her 17 points at UCLA (Nov. 22) during 10-4 run over final 4:05 to deliver the win

Career Highs

Pts	25 vs. Georgia, 2/27/14
Rebs	11, 5x, last at Arkansas, 1/2/14
Blks	3 at Arkansas, 2/19/15
Stls	7 vs. NC Central, 12/2/14
Assts	9 at San Diego State, 11/23/13
Min	40, 3x, last vs. Texas A&M, 1/17/16

2015-16 Highs

Pts	22, 2x, last vs. Florida, 2/11
Rebs	6 vs. Hampton, 12/16
Blks	1, 6x, last vs. Georgia, 2/18
Stls	4, 3x, last vs. Texas A&M, 1/17
Assts	5, 3x, last at Auburn, 1/21
Min	40 vs. Texas A&M, 1/17

SEC Career Highs

Pts	25 vs. Georgia, 2/27/14
Rebs	11, 2x, last at Arkansas, 1/2/14
Blks	3 at Arkansas, 2/19/15
Stls	6 at Auburn, 1/12/14
Assts	8, 2x, last vs. Ole Miss, 1/30/14
Min	40 vs. Texas A&M, 1/17/16

Career Stats at South Carolina

Year	GP	GS	Min	Avg	FG	FGA	Pct	3FG	FGA	Pct	FT	FTA	Pct	Off	Def	Tot	Avg	PF	FO	A	TO	Blk	Stl	Pts	Avg
2012-13	33	30	927	28.1	107	282	.379	22	60	.367	68	111	.613	60	109	169	5.1	64	1	43	82	4	44	304	9.2
2013-14	34	34	1066	31.4	165	335	.493	40	74	.541	157	198	.793	41	149	190	5.6	63	0	118	97	8	62	527	15.5
2014-15	37	37	1106	29.9	189	378	.500	57	137	.416	98	117	.838	28	87	115	3.1	64	1	106	82	11	65	533	14.4
2015-16	28	27	855	30.5	129	316	.408	47	137	.343	103	124	.831	27	55	82	2.9	53	0	66	73	6	48	408	14.6
Career	132	128	3954	30.0	590	1311	.450	166	408	.407	426	550	.775	156	400	556	4.2	244	2	333	334	29	219	1772	13.4



TINA ROY

5-11 • Sr. • G • Kaplan, La. • Kaplan
Major: Retail Management



Career Highlights

Two-time SEC Academic Honor Roll

2015-16

- Selected team captain
- Has played in every game, starting 12
- In league play, leads the SEC in 3-point percentage (.379) and is second in 3-pointers per game (2.2); overall, ranks fourth in 3s made per game (1.8)
- Has led the team in scoring twice – at UCLA, vs. Arkansas
- Dished out a team-high assists 11 times – UNCG, at UCLA, vs. Arizona St., Mizzou, at Ky., at Miss. St., Ky., UConn, Fla., at Tenn., at Ala.
- Fueled 12-2 fourth-quarter run at #24/- Tennessee (Feb. 15) with two 3-pointers, the last of which gave Gamecocks their first double-digit lead of the contest
- Hit a pair of first-half 3s against #16/19 Florida (Feb. 11) to help establish 12-point halftime lead
- Started against #18/18 Kentucky (Feb. 4) contributing on both ends with two steals, a team-high four assists and five timely points, including a free-throw-line jumper after the Wildcats got within three points in fourth quarter
- Well-rounded effort against Ole Miss (Jan. 28) matching career high with three steals to go with three 3s and four assists
- Opened and closed 11-4 run at end of second quarter at #10/10 Mississippi State (Jan. 24) with 3-pointers and added a third to cap a 7-0 run that ended a 35-35 tie midway through the fourth quarter
- Helped spark an 18-0 run in the second quarter at Auburn (Jan. 21) with a pair of 3-pointers in a 2:00 span, the second of which gave team a lead it never relinquished
- Knocked down two of her four 3-pointers in a span of 97 seconds late in the third quarter at #9/9 Kentucky (Jan. 14) to help the Gamecocks stay within three of the lead

2015-16 Game-by-Game

Opponent	Date	GS	MIN	FG-A	3FG-A	FTA	Reb	A	TO	B	S	TP
Ohio State	11/13	*	23	1-6	1-6	0-0	0-1-1	1	1	0	0	3
UNCG	11/15	*	19	3-8	3-8	0-0	0-0-0	6	0	0	0	9
at Clemson	11/18	*	22	1-6	1-6	0-0	0-1-1	1	0	0	1	3
at UCLA	11/22	*	37	6-14	5-11	0-0	0-3-3	4	2	0	0	17
vs. Arizona State	11/27	*	22	1-7	1-3	0-0	0-2-2	3	2	1	0	3
vs. CSUB	11/28	*	21	1-4	1-4	0-0	1-4-5	3	0	0	0	3
vs. Hawaii	11/29	*	9	0-1	0-1	0-0	0-0-0	2	0	0	1	0
Duke	12/6	*	16	1-3	1-2	0-0	0-1-1	2	1	0	1	3
Winthrop	12/13	*	11	1-6	1-6	0-0	0-0-0	3	0	0	0	3
Hampton	12/16		24	0-3	0-2	0-0	0-3-3	3	1	0	0	0
vs. East Carolina	12/20		12	1-5	1-4	0-0	1-2-3	0	2	0	0	3
Elon	12/22		11	3-3	3-3	0-0	0-0-0	1	0	0	0	9
Arkansas	1/3	*	29	7-13	7-12	0-0	0-1-1	3	0	0	1	21
at Vanderbilt	1/7		20	4-8	4-6	1-2	0-1-1	1	2	0	1	13
Missouri	1/10		16	1-5	1-5	0-3	0-2-2	2	2	0	0	3
at Kentucky	1/14		35	4-11	4-9	0-0	1-2-3	4	2	0	1	12
Texas A&M	1/17		13	0-3	0-3	0-0	0-2-2	1	0	0	0	0
at Auburn	1/21		20	4-7	4-7	0-0	0-0-0	2	0	0	0	12
at Miss. State	1/24		27	4-6	3-4	0-0	0-1-1	2	3	0	0	11
Ole Miss	1/28		20	3-9	3-9	0-0	0-0-0	4	1	0	3	9
at Texas A&M	1/31		18	0-3	0-3	1-2	0-1-1	1	2	0	1	1
Kentucky	2/4	*	33	2-11	1-8	2-2	0-1-1	4	0	0	2	7
UConn	2/8	*	19	0-3	0-2	0-0	1-1-2	2	2	0	0	0
Florida	2/11		26	2-8	2-8	0-0	0-2-2	4	1	0	1	6
at Tennessee	2/15		26	3-7	2-4	0-0	2-1-3	3	1	0	0	8
Georgia	2/18		22	1-7	1-5	0-0	2-1-3	1	1	0	1	3
at Alabama	2/22		17	1-4	1-4	0-0	0-1-1	3	2	0	0	3
at Ole Miss	2/25		14	0-0	0-0	0-0	0-1-1	3	1	0	0	0

Miscellaneous

	Season	Career
10+ Points	6	18
5+ Assists	0	5
Tm-High Points	2	4
Tm-High Assists	11	21

Career Highs

Pts21 vs. Arkansas, 1/3/16
Rebs 8 at Mississippi State, 2/6/14
Blks 2 at Mississippi State, 2/6/14
Stls3, 2x, last vs. Ole Miss, 1/28/16
Assts 10 vs. Savannah State, 12/14/14
Min 37 at UCLA, 11/22/15

2015-16 Highs

Pts 21 vs. Arkansas, 1/3
Rebs 5 vs. CSU Bakersfield, 11/28
Blks 1 vs. Arizona State, 11/27
Stls3 vs. Ole Miss, 1/28
Assts6 vs. UNCG, 11/15
Min 37 at UCLA, 11/22

SEC Career Highs

Pts21 vs. Arkansas, 1/3/16
Rebs 8 at Mississippi State, 2/6/14
Blks 2 at Mississippi State, 2/6/14
Stls 3 vs. Ole Miss, 1/28/16
Assts4, 7x, last vs. Florida, 2/11/16
Min 35 at Kentucky, 1/14/16

- Hit three of her four 3-pointers at Vanderbilt (Jan. 7) in the second half, including one at the end of the third quarter to put Gamecocks in front going into the fourth and another late in the fourth after Commodores pulled within three
- Buried back-to-back 3s as part of 20-2 run to open the second quarter against Arkansas (Jan. 3), finishing with career-best seven 3-pointers to tie the South Carolina record against an SEC opponent
- Went 3-of-3 from the behind the arc against Elon (Dec. 22), netting at least three 3s for the third time this season
- Matched her career high with five 3s at UCLA (Nov. 22), including one to open the fourth quarter to launch the Gamecocks' 23-17 final period to overcome three-point deficit
- Hit a clutch 3 in the third quarter against #6/10 Ohio State (Nov. 13), tying the game as part of an 8-2 run to close the period

Career Stats at South Carolina

Year	GP	GS	Min	Avg	FG	FGA	Pct	3FG	FGA	Pct	FT	FTA	Pct	Off	Def	Tot	Avg	PF	FO	A	TO	Blk	Stl	Pts	Avg
2011-12	34	0	383	11.3	53	181	.293	32	127	.252	10	22	.455	20	29	49	1.4	20	0	10	15	1	9	148	4.4
2012-13	— Did Not Play —																								
2013-14	34	1	553	16.3	44	146	.301	20	86	.233	14	23	.609	13	56	69	2.0	19	0	48	23	9	6	122	3.6
2014-15	36	0	568	15.8	59	152	.388	46	119	.387	2	5	.400	8	59	67	1.9	19	0	78	34	5	7	166	4.6
2015-16	28	12	582	20.8	55	171	.322	51	145	.352	4	9	.444	8	35	43	1.5	11	0	69	29	1	14	165	5.9
Career	132	13	2086	15.8	211	650	.325	149	477	.312	30	59	.508	49	179	228	1.7	69	0	205	101	16	36	601	4.6



KHADIJAH SESSIONS

5-8 • Sr. • G • Myrtle Beach, S.C. • Myrtle Beach
Major: Hotel, Restaurant, Tourism Management



Career Highlights

2016 SEC Community Service Team (women's basketball) | 2012 Parade All-America (HS)
Three-time SEC Academic Honor Roll | 2012 SCBA Class 4A Player of the Year

2015-16

- Selected team captain
- Has started every game
- Ranks fourth in SEC in steals in league play (2.1) and is sixth overall (2.0)
- Has led the team in assists 10 times – Ohio State, at Clemson, at Hawaii, Winthrop, Elon, Arkansas, Ole Miss, UConn, Florida, at Alabama – and handed out five or more assists three times this season
- Was aggressive on the boards at Alabama (Feb. 22), collecting a career-best 11 rebound, including six in the first quarter
- Set the defensive tone against Georgia (Feb. 18), totaling career-best six steals, the last of which set up a layup with 1:22 left as key part of final 11-6 run that sealed the win
- Scored four of her season-high 13 points at #24/- Tennessee (Feb. 15) from the free throw line in the final 39 seconds to hold off a late rally by the Lady Vols
- Knocked down a 70-foot, third-quarter buzzer beater to give the Gamecocks momentum and a 57-53 lead over #18/18 Kentucky (Feb. 4) heading into the final period
- Finished in double figures at #10/10 Texas A&M (Jan. 31), capping off South Carolina's 10-0 fourth-quarter run with a layup in transition for a 60-54 lead midway through the period and hit a pair of free throws in the final 1:00 to help seal the win
- Continued her clutch shooting with a pair of midrange jumpers in the final 2:34 at #10/10 Mississippi State (Jan. 24), including one with 30 seconds to go in a two-point game
- Bounced back from early thigh contusion against #15/11 Texas A&M (Jan. 17) to swipe two of her four steals in the final 5:12 then sink the game-winning free throw with less than a second to play
- Scored five of her eight points against #9/9 Kentucky (Jan. 14) in the fourth quarter, scoring four points of a 6-0 run that brought Gamecocks within one late in the third quarter then knocking down a fourth-quarter 3-pointer as part of the 15-2 run that won the game

2015-16 Game-by-Game

Opponent	Date	GS	MIN	FG-A	3FG-A	FTA	Reb	A	TO	B	S	TP
Ohio State	11/13	*	36	3-8	0-0	6-8	0-3-3	3	3	0	4	12
UNCG	11/15	*	18	1-2	0-0	0-0	0-1-1	4	0	0	2	2
at Clemson	11/18	*	19	0-1	0-1	0-0	0-2-2	5	1	0	1	0
at UCLA	11/22	*	23	0-1	0-1	0-0	1-4-5	1	4	0	0	0
vs. Arizona State	11/27	*	30	2-7	0-2	2-2	3-0-3	0	1	0	2	6
vs. CSUB	11/28	*	26	3-4	0-0	2-3	1-0-1	1	0	0	2	8
vs. Hawaii	11/29	*	21	4-5	1-2	2-2	1-3-4	4	1	0	4	11
Duke	12/6	*	37	2-4	0-1	1-6	2-3-5	1	1	0	4	5
Winthrop	12/13	*	15	2-3	0-1	0-0	0-1-1	6	1	0	1	4
Hampton	12/16	*	17	2-3	1-1	0-0	0-4-4	2	3	0	0	5
vs. East Carolina	12/20	*	22	1-5	0-2	3-4	0-2-2	3	2	0	1	5
Elon	12/22	*	24	2-4	1-2	1-2	1-1-2	4	1	0	2	6
Arkansas	1/3	*	25	3-4	1-1	0-0	1-2-3	4	1	1	3	7
at Vanderbilt	1/7	*	30	3-5	2-3	2-3	3-1-4	0	0	0	3	10
Missouri	1/10	*	23	2-6	1-2	4-4	0-0-0	1	0	0	1	9
at Kentucky	1/14	*	29	3-5	1-1	1-3	1-0-1	3	2	0	0	8
Texas A&M	1/17	*	34	3-5	0-2	2-4	0-2-2	2	2	0	4	8
at Auburn	1/21	*	26	1-1	1-1	2-2	0-3-3	1	3	0	3	5
at Miss. State	1/24	*	29	4-6	0-1	2-2	0-4-4	1	2	0	1	10
Ole Miss	1/28	*	25	1-4	0-2	2-4	1-1-2	5	0	0	1	4
at Texas A&M	1/31	*	39	3-8	1-2	3-5	0-2-2	3	2	1	3	10
Kentucky	2/4	*	30	3-5	1-3	2-4	0-4-4	1	3	0	2	9
UConn	2/8	*	23	1-6	0-0	2-3	0-1-1	2	0	0	1	4
Florida	2/11	*	23	1-2	1-2	3-4	0-0-0	4	2	0	0	6
at Tennessee	2/15	*	27	2-4	1-2	8-11	0-2-2	0	0	0	1	13
Georgia	2/18	*	37	3-8	2-4	5-10	0-1-1	2	2	0	6	13
at Alabama	2/22	*	30	1-6	1-3	1-4	3-8-11	3	2	0	0	4
at Ole Miss	2/25	*	12	0-3	0-1	0-0	1-1-2	1	3	0	3	0

Miscellaneous

	Season	Career
10+ Points	7	27
5+ Assists	3	13
Tm-High Points	0	3
Tm-High Assists	10	32

Career Highs

Pts	19 vs. Auburn, 2/3/13
Rebs	11 at Alabama, 2/22/16
Blks	1, 10x, last at Texas A&M, 1/31/16
Stls	6 vs. Georgia, 2/18/16
Assts	8 vs. NC Central, 12/1/14
Min	39 at Texas A&M, 1/31/16

2015-16 Highs

Pts	13, 2x, last vs. Georgia, 2/18
Rebs	11 at Alabama, 2/22
Blks	1, 2x, last at Texas A&M, 1/31
Stls	6 vs. Georgia, 2/18
Assts	6 vs. Winthrop, 12/13
Min	39 at Texas A&M, 1/31

SEC Career Highs

Pts	19 vs. Auburn, 2/3/13
Rebs	11 at Alabama, 2/22/16
Blks	1, 4x, last at Texas A&M, 1/31/16
Stls	6 vs. Georgia, 2/18/16
Assts	7 at Arkansas, 2/19/15
Min	39 at Texas A&M, 1/31/16

- Great ball pressure against #20/- Missouri (Jan. 10) helped harass Tigers into 20 turnovers
- Hit a pair of clutch fourth-quarter 3-pointers at Vanderbilt (Jan. 7), the first coming in a one-point game with 4:00 to play and the second after 'Dores drew within three inside 2:00 remaining
- Was critical to 20-2 run that opened second quarter against Arkansas (Jan. 3), making two key defensive plays and handing out assists on two of the three 3-pointers that launched the surge
- Served as a catalyst for the South Carolina offense against Winthrop (Dec. 13), dishing out six assists
- Matched career highs in steals (4) and minutes played (37) against #14/13 Duke (Dec. 6), picking up last two steals in final 5:03 to spark 15-5 run that turned one-point deficit into victory
- At Rainbow Wahine Showdown, averaged 8.3 points on 56.3 percent shooting (9-of-16) to go with eight steals
- Scored all 11 points at Hawaii (Nov. 29) in the second half, including nine during a 17-6 run to close the third quarter after UH had closed within five
- Grabbed three offensive rebounds against #16/18 Arizona State (Nov. 27)
- Swiped four steals against #6/10 Ohio State (Nov. 13) and applied pressure to the Buckeyes' defense early with strong drives to the basket

Career Stats at South Carolina

Year	GP	GS	Min	Avg	FG	FGA	Pct	3FG	FGA	Pct	FT	FTA	Pct	Off	Def	Tot	Avg	PF	FO	A	TO	Blk	Stl	Pts	Avg
2012-13	33	3	570	17.3	53	151	.351	13	54	.241	72	109	.661	22	24	46	1.4	43	0	36	49	3	21	191	5.8
2013-14	29	26	761	26.2	58	159	.365	18	59	.305	74	109	.679	9	38	47	1.6	60	0	77	45	1	28	208	7.2
2014-15	37	36	814	22.0	59	147	.401	20	64	.313	27	51	.529	26	63	89	2.4	63	0	105	49	4	68	165	4.5
2015-16	28	28	730	26.1	56	125	.448	16	43	.372	56	90	.622	19	56	75	2.7	65	1	67	42	2	55	184	6.6
Career	127	93	2875	22.6	226	582	.388	67	220	.305	229	353	.649	76	181	257	2.0	231	1	285	185	10	172	748	5.9



JATARIE WHITE

6-4 • So. • F • Charlotte, N.C. • Providence Day
Major: Public Relations/Advertising



Career Highlights

2014 McDonald's All-America
2014 WBCA All-America

Charlotte Observer Player of the Year (2013, 2014)
North Carolina Miss Basketball (2013, 2014)

2015-16

- Has seen time in 25 games, missing the last three due to illness but has returned to practice
- Led the team in rebounding once – at Clemson
- Capped South Carolina's 16-0 second-quarter run against #16/19 Florida (Feb. 11) with a layup and scored six points over the final 3:46 of the half to help establish a 12-point halftime lead
- Played eight tough minutes at #10/10 Mississippi State (Jan. 24), recording a fourth-quarter steal
- Showed better poise inside at Auburn (Jan. 21) for nine points in SEC career-high tying 21 minutes
- Reached double figures for the second time this season against #20/- Missouri (Jan. 10), pouring in an SEC career-high 11 points
- Great offensive game against East Carolina (Dec. 20) with career-high 14 points on 5-of-8 shooting
- Scored all of her eight points against Hampton (Dec. 16) in the second half, shooting 3-of-5 from the field and grabbing five her seven rebounds in the final 20 minutes as well
- Notched career highs in rebounds (9) and blocks (4) in 18 minutes of action against Winthrop (Dec. 13)
- Played 19 minutes against #14/13 Duke (Dec. 6), finishing with five rebounds
- Grabbed five rebounds in just 11 minutes of action against CSU Bakersfield (Nov. 27)
- Started the second half at Clemson (Nov. 18) and was key part of 19-5 third-quarter run that broke open the game ... tied for team-high honors with six rebounds
- Great contributions against #6/10 Ohio State (Nov. 13), beyond the four points, three rebounds and two assists in the box score

Miscellaneous

	Season	Career
10+ Points	2	4
10+ Rebounds	0	0
Tm-High Points	0	0
Tm-High Rebs.	1	1

Career Highs

Pts14 vs. East Carolina, 12/20/15
Rebs9 vs. Winthrop, 12/13/15
Blks4 vs. Winthrop, 12/13/15
Stls2 vs. Syracuse, 3/22/15
Assts2, 4x, last at Clemson, 11/18/15
Min22 vs. San Diego St., 11/23/14

2015-16 Highs

Pts14 vs. East Carolina, 12/20
Rebs9 vs. Winthrop, 12/13
Blks4 vs. Winthrop, 12/13
Stls1, 6x, last vs. Florida, 2/11
Assts2, 2x, last at Clemson, 11/18
Min21, 2x, last at Auburn, 1/21

SEC Career Highs

Pts11 v. Missouri, 1/10/16
Rebs7 at Georgia, 2/5/15
Blks2 at Georgia, 2/5/15
Stls1, 5x, last vs. Florida, 2/11/16
Assts2 vs. LSU, 2/12/15
Min21, 2x, last at Auburn, 1/21/16

2015-16 Game-by-Game

Opponent	Date	GS	MIN	FG-A	3FG-A	FT-A	Reb	A	TO	B	S	TP
Ohio State	11/13	15	1-3	0-0	2-3	1-2-3	2	0	0	0	0	4
UNCG	11/15	13	2-4	0-0	1-2	0-3-3	1	0	1	0	0	5
at Clemson	11/18	18	1-4	0-0	1-2	4-2-6	2	0	1	0	0	3
at UCLA	11/22	12	0-2	0-0	2-2	0-2-2	0	0	0	0	0	2
vs. Arizona State	11/27	12	0-2	0-0	0-0	1-1-2	0	1	0	0	0	0
vs. CSUB	11/28	11	1-2	0-0	0-2	1-4-5	1	0	1	0	0	2
vs. Hawaii	11/29	14	0-2	0-0	0-0	0-2-2	1	1	0	0	0	0
Duke	12/6	19	0-3	0-0	0-0	1-4-5	1	2	0	1	0	0
Winthrop	12/13	18	2-2	0-0	0-0	1-8-9	1	0	4	1	4	4
Hampton	12/16	21	3-8	0-0	2-2	2-5-7	0	4	1	0	8	8
vs. East Carolina	12/20	19	5-8	0-1	4-6	1-3-4	0	0	0	0	0	14
Elon	12/22	14	1-7	0-0	0-0	0-2-2	0	0	0	0	0	2
Arkansas	1/3	18	0-5	0-0	1-2	2-3-5	1	1	0	0	0	1
at Vanderbilt	1/7	18	0-0	0-0	2-4	0-2-2	0	0	0	0	0	2
Missouri	1/10	18	3-5	0-1	5-6	3-1-4	0	1	0	1	11	11
at Kentucky	1/14	7	0-1	0-0	0-0	2-3-5	0	2	1	0	0	0
Texas A&M	1/17	5	0-0	0-0	0-0	0-0-0	0	1	1	0	0	0
at Auburn	1/21	21	4-7	0-1	1-2	1-1-2	0	0	0	0	0	9
at Miss. State	1/24	8	0-0	0-0	0-0	0-0-0	0	1	0	1	0	0
Ole Miss	1/28	13	1-3	0-0	1-2	1-1-2	0	0	0	1	3	3
at Texas A&M	1/31	2	0-0	0-0	0-0	0-0-0	0	0	0	0	0	0
Kentucky	2/4	12	0-0	0-0	1-2	1-2-3	1	1	0	0	1	1
UConn	2/8	9	1-2	0-0	2-2	0-1-1	1	1	0	0	4	4
Florida	2/11	10	2-3	0-0	2-4	1-4-5	0	2	1	1	6	6
at Tennessee	2/15	3	0-0	0-0	0-0	0-1-1	1	0	0	0	0	0
Georgia	2/18				— DNP —							
at Alabama	2/22				— DNP —							
at Ole Miss	2/25				— DNP —							

Career Stats at South Carolina

Year	GP	GS	Min	Avg	FG	FGA	Pct	3FG	FGA	Pct	FT	FTA	Pct	Off	Def	Tot	Avg	PF	FO	A	TO	Blk	Stl	Pts	Avg
2014-15	20	0	184	9.2	20	49	.408	0	0	—	9	14	.643	16	28	44	2.2	20	0	7	14	5	7	49	2.5
2015-16	25	0	330	13.2	27	73	.370	0	3	.000	27	43	.628	23	57	80	3.2	47	0	13	18	11	6	81	3.2
Career	45	0	514	11.4	47	122	.385	0	3	.000	36	57	.632	39	85	124	2.8	67	0	20	32	16	13	130	2.9



A'JA WILSON

6-5 • So. • F • Hopkins, S.C. • Heathwood Hall
Major: Broadcasting



Career Highlights

Wooden Award Late Season Top 20 (2015-16)
USBWA Ann Meyers Drysdale Award Midseason Watch List
Naismith Early Season Watch List (2015-16)
2015 USA Basketball Female Athlete of the Year
2015 Rainbow Wahine Showdown Tournament MVP
Four-time SEC Player of the Week
Preseason All-America Second Team (Lindy's, SI, ESPN)
Preseason All-America Honorable Mention (AP)
Preseason All-SEC First Team (Media, Coaches)
2015 All-America (Third Team, AP; Hon. Men, WBCA)

2015 WBCA All-Region 3
2015 SEC Freshman of the Year (Coaches, AP)
2015 All-SEC First Team (Coaches, AP)
2015 SEC All-Freshman Team
USBWA National Freshman of the Week (Dec. 1-7)
Five-time SEC Freshman of the Week
2014 National High School Player of the Year (WBCA, Naismith, Parade)
2014 McDonald's and Parade (HS) All-America
Three-time SCISA Player of the Year

Miscellaneous

	Season	Career
Double-Double	11	16
20+ Points	7	12
10+ Points	23	52
10+ Rebounds	12	17
5+ Blocks	6	7
Tm-High Points	14	29
Tm-High Rebs.	11	20

Career Highs

Pts 28 vs. Duke, 12/6/15
Rebs 19 at Kentucky, 3/1/15
Blks 8, 2x, last vs. Texas A&M, 1/17/16
Stls 3, 4x, last vs. C. Michigan, 12/20/14
Assts 4 vs. CSU Bakersfield, 11/28/15
Min 39 at Texas A&M, 1/31/16

2015-16 Highs

Pts 28 vs. Duke, 12/6
Rebs 14 vs. Ohio State, 11/13
Blks 8, 2x, last vs. Texas A&M, 1/17
Stls 2, 4x, last vs. Florida, 2/11
Assts 4 vs. CSU Bakersfield, 11/28
Min 39 at Texas A&M, 1/31

SEC Career Highs

Pts 27 at Texas A&M, 1/31/16
Rebs 19 at Kentucky, 3/1/15
Blks 8, 2x, last vs. Texas A&M, 1/17/16
Stls 2, 3x, last vs. Florida, 2/11/16
Assts 3, 4x, last at Ole Miss, 2/25/16
Min 39 at Texas A&M, 1/31/16

2015-16

- Ranks 38th in the nation in double-doubles and is 10th with an SEC-leading 3.2 blocked shots per game
- Among SEC's top five in field goal percentage (2nd), scoring (3rd) and rebounding (4th)
- Team's top scorer 14 times – Ohio St., UNCG, vs. Arizona St., vs. CSUB, at Hawaii, Duke, at Ky., Texas A&M, Ole Miss, at Texas A&M, UConn, at Tenn., at Ala., at Ole Miss
- Team's top rebounder 11 times – Ohio St., vs. Arizona St., vs. CSUB, at Hawaii, Duke, Elon, Ark., at Ky., at Miss. St., at Texas A&M, Georgia
- Posted team's best perfect shooting night of the season (8-8) at Ole Miss (Feb. 25), netting eight points in game-changing 16-3 run to close the second quarter
- Provided the team's most consistent offense at #24/- Tennessee (Feb. 15), tallying 11 of the team's 24 first-half points and added six of the second half's first eight points to keep Lady Vols within reach
- Played just 23 minutes against #1/1 UConn (Feb. 8) due to injury, but still tied for team-high honors with 13 points, including 4-of-4 shooting in the first half
- Carried offense early at #10/10 Texas A&M (Jan. 31), scoring 17 of team's 25 first-half points and all eight of its second-quarter points, adding a putback and key defensive boards late in the game

2015-16 Game-by-Game

Opponent	Date	GS	MIN	FG-A	3FG-A	FT-A	Reb	A	TO	B	S	TP
Ohio State	11/13	*	21	8-18	0-0	4-4	5-9-14	0	0	2	0	20
UNCG	11/15	*	17	9-14	0-0	1-2	6-4-10	1	2	6	2	19
at Clemson	11/18	*	21	3-10	0-0	1-4	1-4-5	0	0	3	0	7
at UCLA	11/22	*	30	4-9	0-0	3-5	2-8-10	3	2	4	1	11
vs. Arizona State	11/27	*	28	8-11	0-0	2-2	2-9-11	1	6	1	2	18
vs. CSUB	11/28	*	31	10-14	0-0	6-9	2-6-8	4	0	4	0	26
vs. Hawaii	11/29	*	27	8-15	0-0	2-2	2-3-5	0	1	2	0	18
Duke	12/6	*	32	10-19	0-0	8-10	6-5-11	2	3	3	1	28
Winthrop						DNP						
Hampton						DNP						
vs. East Carolina	12/20	*	22	7-10	0-0	1-1	3-7-10	0	2	2	1	15
Elon	12/22	*	25	5-12	0-0	2-5	2-6-8	2	1	3	1	12
Arkansas	1/3	*	25	7-12	0-0	0-1	4-6-10	1	2	0	0	14
at Vanderbilt	1/7	*	24	1-3	0-0	2-4	0-6-6	2	1	0	0	4
Missouri	1/10	*	27	3-10	0-0	5-6	2-9-11	1	0	6	2	11
at Kentucky	1/14	*	32	11-16	0-0	4-9	6-7-13	2	2	8	1	26
Texas A&M	1/17	*	38	11-19	0-0	4-6	2-6-8	1	4	8	0	26
at Auburn	1/21	*	17	4-7	0-0	3-4	2-4-6	2	1	0	0	11
at Miss. State	1/24	*	26	3-11	0-0	0-2	2-9-11	1	2	4	0	6
Ole Miss	1/28	*	26	6-12	0-0	5-5	4-5-9	2	1	1	1	17
at Texas A&M	1/31	*	39	9-17	0-0	9-10	4-6-10	1	5	4	1	27
Kentucky	2/4	*	28	5-7	0-0	8-10	2-5-7	3	4	2	0	18
UConn	2/8	*	23	5-8	0-0	3-4	1-5-6	0	2	2	1	13
Florida	2/11	*	24	3-6	0-0	7-8	3-6-9	1	2	4	2	13
at Tennessee	2/15	*	38	8-15	0-0	9-11	1-5-6	1	3	5	1	25
Georgia	2/18	*	30	7-13	0-0	2-5	3-6-9	2	3	2	0	16
at Alabama	2/22	*	31	6-15	0-0	4-6	7-3-10	2	5	3	1	16
at Ole Miss	2/25	*	31	8-8	0-0	0-0	0-4-4	3	4	5	0	16

- Overcame tough shooting night at #10/10 Mississippi State (Jan. 24) to record two of her four blocks and two of her 11 rebounds in the final 2:08, including one of each in the final 13 seconds
- Delivered second-straight 26-point, eight-block game adding eight rebounds against #15/11 Texas A&M (Jan. 17), scoring team's first six points of second half to reclaim lead and adding five during 1:12 span of fourth quarter
- Powered win at #9/9 Kentucky with six of her career-high eight blocks coming in second half, along with 15 of her game-high 26 points, including eight in the 15-2 fourth-quarter run
- Nearly got double-double in the first half against #20/- Missouri (Jan. 10) to go with six blocks
- Scored career-high 28 points against #14/13 Duke (Dec. 6), including 20 in the second half and 12 of the team's 16 in the third quarter
- Grabbed three of her fourth-quarter rebounds in the final seven seconds of a tie game, including two offensive, getting fouled on the final one and hitting the resulting two free throws with 0.6 seconds to deliver the win over #16/18 Arizona State (Nov. 27)
- Scored 12 of her team-high 20 points against #6/10 Ohio State (Nov. 13) in the fourth quarter, including six of the team's 10 points in the final 2:35 to deliver the win

Career Stats at South Carolina

Year	GP	GS	Min	Avg	FG	FGA	Pct	3FG	FGA	Pct	FT	FTA	Pct	Off	Def	Tot	Avg	PF	FO	A	TO	Blk	Stl	Pts	Avg
2014-15	37	1	734	19.8	177	329	.538	1	3	.333	131	198	.662	78	165	243	6.6	72	1	37	62	65	32	486	13.1
2015-16	26	26	713	27.4	169	311	.543	0	0	—	95	135	.704	74	153	227	8.7	63	1	38	58	84	18	433	16.7
Career	63	27	1447	23.0	346	640	.541	1	3	.333	226	333	.679	152	318	470	7.5	135	2	75	120	149	50	919	14.6



Official Basketball Box Score - Game Totals - Final Statistics
#6/10 Ohio State vs South Carolina
11/13/15 7 p.m. at Columbia, S.C./Colonial Life Arena



#6/10 Ohio State 80 • 0-1

Table with columns: # Player, FG-FGA, 3-Ptr, FT-FTA, Rebounds, PF, TP, A TO Blk Stl, Min. Lists stats for 14 players and team totals.

Summary statistics table with columns: 1st, 2nd, 3rd, 4th, Game, Deadball Rebounds. Includes FG%, 3FG%, FT%, and Rebounds.

South Carolina 88 • 1-0

Table with columns: # Player, FG-FGA, 3-Ptr, FT-FTA, Rebounds, PF, TP, A TO Blk Stl, Min. Lists stats for 14 players and team totals.

Summary statistics table with columns: 1st, 2nd, 3rd, 4th, Game, Deadball Rebounds. Includes FG%, 3FG%, FT%, and Rebounds.

Officials: Beverly Roberts, Mark Zentz, Kevin Pethel
Technical fouls: #6/10 Ohio State-None. South Carolina-None.
Attendance: 16815

Score by periods table with columns: 1st, 2nd, 3rd, 4th, Total. Shows scores for Ohio State and South Carolina.

Points In Off 2nd Fast table with columns: Points, In, Off, 2nd, Fast, Bench. Shows points in half and fast break.

Last FG - OSU 4th-02:35, SC 4th-00:08.
Largest lead - OSU by 6 3rd-08:26, SC by 15 1st-03:56.
OSU led for 08:14. SC led for 28:41. Game was tied for 03:05.

Score tied - 6 times.
Lead changed - 6 times.



Official Basketball Box Score - Game Totals - Final Statistics
UNCG vs South Carolina
11/15/15 3 p.m. at Columbia, S.C./Colonial Life Arena



UNCG 44 • 1-1

Table with columns: # Player, FG-FGA, 3-Ptr, FT-FTA, Rebounds, PF, TP, A TO Blk Stl, Min. Lists stats for 14 players and team totals.

Summary statistics table with columns: 1st, 2nd, 3rd, 4th, Game, Deadball Rebounds. Includes FG%, 3FG%, FT%, and Rebounds.

South Carolina 92 • 2-0

Table with columns: # Player, FG-FGA, 3-Ptr, FT-FTA, Rebounds, PF, TP, A TO Blk Stl, Min. Lists stats for 14 players and team totals.

Summary statistics table with columns: 1st, 2nd, 3rd, 4th, Game, Deadball Rebounds. Includes FG%, 3FG%, FT%, and Rebounds.

Officials: Scott Yarbrough, Troy Winders, Nick Marshall
Technical fouls: UNCG-None. South Carolina-None.
Attendance: 13607

Score by periods table with columns: 1st, 2nd, 3rd, 4th, Total. Shows scores for UNCG and South Carolina.

Points In Off 2nd Fast table with columns: Points, In, Off, 2nd, Fast, Bench. Shows points in half and fast break.

Last FG - UNCG 4th-00:55, SC 4th-02:39.
Largest lead - UNCG None, SC by 51 4th-03:32.
UNCG led for 00:00. SC led for 39:22. Game was tied for 00:34.

Score tied - 1 time.
Lead changed - 0 times.



Official Basketball Box Score - Game Totals - Final Statistics
South Carolina vs Clemson
11/18/15 7:00 PM at Clemson, S.C.



South Carolina 67 • 3-0

Table with columns: # Player, FG-FGA, 3-Ptr, FT-FTA, Rebounds, PF, TP, A TO Blk Stl, Min. Lists stats for 14 players and team totals.

Summary statistics table with columns: 1st, 2nd, 3rd, 4th, Game, Deadball Rebounds. Includes FG%, 3FG%, FT%, and Rebounds.

Clemson 41 • 1-2

Table with columns: # Player, FG-FGA, 3-Ptr, FT-FTA, Rebounds, PF, TP, A TO Blk Stl, Min. Lists stats for 14 players and team totals.

Summary statistics table with columns: 1st, 2nd, 3rd, 4th, Game, Deadball Rebounds. Includes FG%, 3FG%, FT%, and Rebounds.

Officials: Eric Brewton, Metta Roberts, Mark Resch
Technical fouls: South Carolina-None. Clemson-None.
Attendance: 1030

Score by periods table with columns: 1st, 2nd, 3rd, 4th, Total. Shows scores for South Carolina and Clemson.

Points In Off 2nd Fast table with columns: Points, In, Off, 2nd, Fast, Bench. Shows points in half and fast break.

Last FG - SC 4th-00:48, CU 4th-01:42.
Largest lead - SC by 35 4th-06:29, CU by 2 1st-09:18.
SC led for 39:06. CU led for 00:12. Game was tied for 00:42.

Score tied - 0 times.
Lead changed - 1 time.



Official Basketball Box Score - Game Totals - Final Statistics
South Carolina vs UCLA
11/22/15 1:02 p.m. at Los Angeles, CA (Pauley Pavilion)



South Carolina 68 • 4-0

Table with columns: # Player, FG-FGA, 3-Ptr, FT-FTA, Rebounds, PF, TP, A TO Blk Stl, Min. Lists stats for 14 players and team totals.

Summary statistics table with columns: 1st, 2nd, 3rd, 4th, Game, Deadball Rebounds. Includes FG%, 3FG%, FT%, and Rebounds.

UCLA 65 • 2-1

Table with columns: # Player, FG-FGA, 3-Ptr, FT-FTA, Rebounds, PF, TP, A TO Blk Stl, Min. Lists stats for 14 players and team totals.

Summary statistics table with columns: 1st, 2nd, 3rd, 4th, Game, Deadball Rebounds. Includes FG%, 3FG%, FT%, and Rebounds.

Officials: Melissa Barlow, Lisa Jones, Penny Davis
Technical fouls: South Carolina-None. UCLA-None.
Attendance: 2018

Score by periods table with columns: 1st, 2nd, 3rd, 4th, Total. Shows scores for South Carolina and UCLA.

Points In Off 2nd Fast table with columns: Points, In, Off, 2nd, Fast, Bench. Shows points in half and fast break.

Last FG - SC 4th-00:40, UCLA 4th-00:00.
Largest lead - SC by 6 2nd-03:57, UCLA by 4 1st-05:54.
SC led for 16:01. UCLA led for 13:31. Game was tied for 10:28.

Score tied - 14 times.
Lead changed - 14 times.



Official Basketball Box Score - Game Totals - Final Statistics
#16/18 Arizona State vs South Carolina
11/27/15 2:30pm HT at Honolulu, Oahu



#16/18 Arizona State 58 • 1-2

Table with columns: # Player, Total FG-FGA, 3-Ptr FG-FGA, FT-FTA, Rebounds Off Def Tot, PF, TP, A TO Blk Stl, Min. Includes player stats for Brunner, Sophie, Moos, Kelsey, etc.

Summary statistics table for Arizona State game, including 1st-4th quarter percentages and game totals.

South Carolina 60 • 5-0

Table with columns: # Player, Total FG-FGA, 3-Ptr FG-FGA, FT-FTA, Rebounds Off Def Tot, PF, TP, A TO Blk Stl, Min. Includes player stats for WILSON, A'ja, COATES, Alaina, etc.

Summary statistics table for South Carolina game, including 1st-4th quarter percentages and game totals.

Officials: Skelly Wingard, Victor Dunomes, Ethan Kahoano
Technical fouls: #16/18 Arizona State-None. South Carolina-None.
Attendance: 2020

Score by periods table for Arizona State vs South Carolina, showing 1st, 2nd, 3rd, 4th, and Total scores.

Points, In, Off, 2nd, Fast, Bench table for Arizona State vs South Carolina.

Last FG - ASU 4th-01:20, SC 4th-00:56.
Largest lead - ASU by 7 2nd-08:59, SC by 7 4th-07:08.
ASU led for 15:11. SC led for 13:08. Game was tied for 11:17.

Score tied - 10 times.
Lead changed - 11 times.



Official Basketball Box Score - Game Totals - Final Statistics
South Carolina vs CSU Bakersfield
11/28/15 1:30 p.m. at Honolulu, HI (Stan Sheriff Center)



South Carolina 90 • 6-0

Table with columns: # Player, Total FG-FGA, 3-Ptr FG-FGA, FT-FTA, Rebounds Off Def Tot, PF, TP, A TO Blk Stl, Min. Includes player stats for WILSON, A'ja, COATES, Alaina, etc.

Summary statistics table for South Carolina vs CSU Bakersfield, including 1st-4th quarter percentages and game totals.

CSU Bakersfield 71 • 1-4

Table with columns: # Player, Total FG-FGA, 3-Ptr FG-FGA, FT-FTA, Rebounds Off Def Tot, PF, TP, A TO Blk Stl, Min. Includes player stats for Shannon, Alyssa, Kleist, Keri, etc.

Summary statistics table for CSU Bakersfield game, including 1st-4th quarter percentages and game totals.

Officials: Jen Zylstra, Victor Dunomes, Tim Tamashiro
Technical fouls: South Carolina-None. CSU Bakersfield-None.
Attendance: 2152

Score by periods table for South Carolina vs CSU Bakersfield, showing 1st, 2nd, 3rd, 4th, and Total scores.

Points, In, Off, 2nd, Fast, Bench table for South Carolina vs CSU Bakersfield.

Last FG - SC 4th-00:02, CSUB 4th-03:03.
Largest lead - SC by 19 4th-01:01, CSUB None.
SC led for 39:49. CSUB led for 00:00. Game was tied for 00:11.

Score tied - 0 times.
Lead changed - 0 times.



Official Basketball Box Score - Game Totals - Final Statistics
South Carolina vs Hawaii
11/29/15 5:00 pm HT at Stan Sheriff Center



South Carolina 67 • 7-0, 0-0 SEC

Table with columns: # Player, Total FG-FGA, 3-Ptr FG-FGA, FT-FTA, Rebounds Off Def Tot, PF, TP, A TO Blk Stl, Min. Includes player stats for WILSON, A'ja, COATES, Alaina, etc.

Summary statistics table for South Carolina vs Hawaii, including 1st-4th quarter percentages and game totals.

Hawaii 51 • 4-3, 0-0 BWC

Table with columns: # Player, Total FG-FGA, 3-Ptr FG-FGA, FT-FTA, Rebounds Off Def Tot, PF, TP, A TO Blk Stl, Min. Includes player stats for Toeaina, Sarah, Karaitiana, Ashleigh, etc.

Summary statistics table for Hawaii game, including 1st-4th quarter percentages and game totals.

Officials: Skelly Wingard, Victor Dunomes, Mason Souza
Technical fouls: South Carolina-None. Hawaii-None.
Attendance: 2073

Score by periods table for South Carolina vs Hawaii, showing 1st, 2nd, 3rd, 4th, and Total scores.

Points, In, Off, 2nd, Fast, Bench table for South Carolina vs Hawaii.

Last FG - SC 4th-02:27, UH 4th-00:37.
Largest lead - SC by 18 4th-00:52, UH by 3 1st-05:45.
SC led for 33:18. UH led for 03:11. Game was tied for 03:08.

Score tied - 2 times.
Lead changed - 6 times.



Official Basketball Box Score - Game Totals - Final Statistics
#14/13 Duke vs #2/2 South Carolina
12/06/15 2 p.m. at Columbia, S.C./Colonial Life Arena



#14/13 Duke 55 • 7-2

Table with columns: # Player, Total FG-FGA, 3-Ptr FG-FGA, FT-FTA, Rebounds Off Def Tot, PF, TP, A TO Blk Stl, Min. Includes player stats for Azura Stevens, Oderah Chidom, etc.

Summary statistics table for Duke vs South Carolina, including 1st-4th quarter percentages and game totals.

#2/2 South Carolina 66 • 8-0

Table with columns: # Player, Total FG-FGA, 3-Ptr FG-FGA, FT-FTA, Rebounds Off Def Tot, PF, TP, A TO Blk Stl, Min. Includes player stats for WILSON, A'ja, COATES, Alaina, etc.

Summary statistics table for South Carolina vs Duke, including 1st-4th quarter percentages and game totals.

Officials: Lisa Mattingly, Sue Blauch, Felicia Grinter
Technical fouls: #14/13 Duke-Angela Salvadores; TEAM. #2/2 South Carolina-None.
Attendance: 16429

Score by periods table for Duke vs South Carolina, showing 1st, 2nd, 3rd, 4th, and Total scores.

Points, In, Off, 2nd, Fast, Bench table for Duke vs South Carolina.

Last FG - DU 4th-00:10, SC 4th-00:03.
Largest lead - DU by 5 3rd-04:02, SC by 12 4th-00:17.
DU led for 05:19. SC led for 24:54. Game was tied for 09:33.

Score tied - 12 times.
Lead changed - 4 times.



Official Basketball Box Score - Game Totals - Final Statistics
Winthrop vs #2/2 South Carolina
12/13/15 2 p.m. at Columbia, S.C./Colonial Life Arena



Winthrop 37 • 2-7

Table with columns: # Player, Total FG-FGA, 3-Ptr FG-FGA, FT-FTA, Rebounds (Off, Def, Tot), PF, TP, A TO Blk Stl, Min. Rows include WHITAKER, Arianne; MBAMALU, Ezinne; KILPATRICK, Aliyah; BANKS, Jimechea; WILLIAMS, Erica; JACKSON, Nuba; JACKSON, Naima; Team.

1st - FG %: 3-20 15.0% 2nd: 3-9 33.3% 3rd: 6-18 33.3% 4th: 4-17 23.5% Game: 16-64 25.0% Deadball Rebounds 6,1
3FG %: 0-4 0.0% 0-1 0.0% 0-2 0.0% 1-2 50.0% 1-9 11.1% 4-15 26.7%
FT %: 1-2 50.0% 0-0 0.0% 2-7 28.6% 1-6 16.7% 4-15 26.7%

#2/2 South Carolina 86 • 9-0

Table with columns: # Player, Total FG-FGA, 3-Ptr FG-FGA, FT-FTA, Rebounds (Off, Def, Tot), PF, TP, A TO Blk Stl, Min. Rows include IMOVBIQH, Sarah; COATES, Alaina; SESSIONS, Khadijah; ROY, Tina; MITCHELL, Tiffany; COLLEY, Shay; CUEVAS, Bianca; DUCKETT, Kaydra; DOZIER, Asia; WHITE, Jatarie; FARMER, India; Team.

1st - FG %: 10-14 71.4% 2nd: 8-14 57.1% 3rd: 7-18 38.9% 4th: 9-16 56.3% Game: 34-62 54.8% Deadball Rebounds 3
3FG %: 4-7 57.1% 1-5 20.0% 3-9 33.3% 1-3 33.3% 9-24 37.5%
FT %: 2-3 66.7% 4-4 100.0% 3-4 75.0% 0-1 0.0% 9-12 75.0%

Officials: Dee Kantner, Laura Morris, Chaney Muench
Technical fouls: Winthrop-None. #2/2 South Carolina-None.
Attendance: 13409

Score by periods table with columns: 1st, 2nd, 3rd, 4th, Total. Rows: Winthrop (7, 6, 14, 10, 37), #2/2 South Carolina (26, 21, 20, 19, 86).

Points In Off 2nd Fast Bench table with columns: Points, In, Off, 2nd, Fast, Bench. Rows: WU (18, 9, 10, 6, 7), SC (50, 20, 14, 19, 31).

Last FG - WU 4th-00:47, SC 4th-00:56.
Largest lead - WU None, SC by 52 4th-03:11.
WU led for 00:00. SC led for 38:49. Game was tied for 01:11.

Score tied - 1 time.
Lead changed - 0 times.



Official Basketball Box Score - Game Totals - Final Statistics
Hampton vs #2/2 South Carolina
12/16/15 7 p.m. at Columbia, S.C./Colonial Life Arena



Hampton 48 • 1-8

Table with columns: # Player, Total FG-FGA, 3-Ptr FG-FGA, FT-FTA, Rebounds (Off, Def, Tot), PF, TP, A TO Blk Stl, Min. Rows include LUPOE, Kaylah; TATE-DeFRETAS, Malia; GILBEAUX, Georgianna; JORDAN, Ryan; GREEN, Chanel; JAMES, DeJanae; WILLIAMS, Natalie; WILLIS, K'lynn; BOYD, Shaleise; SAYLE, Mikayla; DAVIS, Aareana; ROSE, Kristine; Team.

1st - FG %: 4-12 33.3% 2nd: 4-15 26.7% 3rd: 8-20 40.0% 4th: 3-14 21.4% Game: 19-61 31.1% Deadball Rebounds 2,1
3FG %: 1-3 33.3% 1-4 25.0% 2-6 33.3% 1-8 12.5% 5-21 23.8%
FT %: 0-0 0.0% 0-0 0.0% 2-2 100.0% 3-6 50.0% 5-8 62.5%

#2/2 South Carolina 86 • 10-0

Table with columns: # Player, Total FG-FGA, 3-Ptr FG-FGA, FT-FTA, Rebounds (Off, Def, Tot), PF, TP, A TO Blk Stl, Min. Rows include IMOVBIQH, Sarah; DOZIER, Asia; COATES, Alaina; SESSIONS, Khadijah; MITCHELL, Tiffany; COLLEY, Shay; CUEVAS, Bianca; DUCKETT, Kaydra; ROY, Tina; WHITE, Jatarie; Team.

1st - FG %: 4-12 33.3% 2nd: 6-17 35.3% 3rd: 8-10 80.0% 4th: 10-15 66.7% Game: 28-58 48.3% Deadball Rebounds 5,3
3FG %: 0-4 0.0% 1-4 25.0% 3-4 75.0% 2-4 50.0% 6-16 37.5%
FT %: 6-7 85.7% 3-3 100.0% 10-16 62.5% 5-5 100.0% 24-31 77.4%

Officials: Mark Zentz, Mary Day, Metta Roberts
Technical fouls: Hampton-ROSE, Kristine. #2/2 South Carolina-None.
Attendance: 12117

Score by periods table with columns: 1st, 2nd, 3rd, 4th, Total. Rows: Hampton (9, 9, 20, 10, 48), #2/2 South Carolina (14, 16, 29, 27, 86).

Points In Off 2nd Fast Bench table with columns: Points, In, Off, 2nd, Fast, Bench. Rows: HU (22, 18, 1, 10, 15), SC (42, 7, 17, 2, 17).

Last FG - HU 4th-05:19, SC 4th-00:26.
Largest lead - HU None, SC by 38 4th-00:26.
HU led for 00:00. SC led for 38:33. Game was tied for 01:27.

Score tied - 0 times.
Lead changed - 0 times.



Official Basketball Box Score - Game Totals - Final Statistics
East Carolina vs #2/2 South Carolina
12/20/15 1 p.m. at Myrtle Beach (SC) Convention Center



East Carolina 57 • 6-6

Table with columns: # Player, Total FG-FGA, 3-Ptr FG-FGA, FT-FTA, Rebounds (Off, Def, Tot), PF, TP, A TO Blk Stl, Min. Rows include PAYNE, Jada; TAYLOR, I'Tiana; LARAMIE, Marina; TOURE, Khadijah; GRAY, DeVaughn; FRAZIER, Alex; WOMBLE, Manesha; CSUTORAS, Fanni; HOLSTON, Gabrielle; Team.

1st - FG %: 5-16 31.3% 2nd: 3-15 20.0% 3rd: 9-21 42.9% 4th: 2-17 11.8% Game: 19-69 27.5% Deadball Rebounds 0
3FG %: 1-7 14.3% 2-5 40.0% 2-6 33.3% 6-23 26.1% 13-14 92.9%
FT %: 4-4 100.0% 2-3 66.7% 4-4 100.0%

#2/2 South Carolina 88 • 11-0

Table with columns: # Player, Total FG-FGA, 3-Ptr FG-FGA, FT-FTA, Rebounds (Off, Def, Tot), PF, TP, A TO Blk Stl, Min. Rows include WILSON, A'ja; DOZIER, Asia; COATES, Alaina; SESSIONS, Khadijah; MITCHELL, Tiffany; COLLEY, Shay; CUEVAS, Bianca; DUCKETT, Kaydra; ROY, Tina; IMOVBIQH, Sarah; WHITE, Jatarie; FARMER, India; Team.

1st - FG %: 6-18 33.3% 2nd: 9-17 52.9% 3rd: 8-14 57.1% 4th: 8-17 47.1% Game: 31-66 47.0% Deadball Rebounds 2
3FG %: 1-6 16.7% 2-4 50.0% 1-1 100.0% 1-7 14.3% 5-18 27.8%
FT %: 8-11 72.7% 3-5 60.0% 8-10 80.0% 2-2 100.0% 21-28 75.0%

Officials: Amy Bonner, Angelica Sufferen, Michael McConnell
Technical fouls: East Carolina-TEAM. #2/2 South Carolina-None.
Attendance: CAROLINAS CHALLENGE: #2 South Carolina vs. East Carolina

Score by periods table with columns: 1st, 2nd, 3rd, 4th, Total. Rows: East Carolina (15, 11, 22, 9, 57), #2/2 South Carolina (21, 23, 25, 19, 88).

Points In Off 2nd Fast Bench table with columns: Points, In, Off, 2nd, Fast, Bench. Rows: ECU (18, 6, 11, 0, 10), SC (46, 16, 17, 2, 30).

Last FG - ECU 4th-02:36, SC 4th-01:04.
Largest lead - ECU None, SC by 34 4th-05:09.
ECU led for 00:00. SC led for 39:24. Game was tied for 00:36.

Score tied - 0 times.
Lead changed - 0 times.



Official Basketball Box Score - Game Totals - Final Statistics
Elon vs #2/2 South Carolina
12/22/15 7 p.m. at Columbia, S.C./Colonial Life Arena



Elon 63 • 7-3

Table with columns: # Player, Total FG-FGA, 3-Ptr FG-FGA, FT-FTA, Rebounds (Off, Def, Tot), PF, TP, A TO Blk Stl, Min. Rows include Rhodes, Jenifer; Rhones, Malaya; Baucom, Essence; Burnett, Shay; McCallie, Maddie; Brown, Lauren; Mbouma, Josepha; McDonald, Nikki; Carter, Autumn; Team.

1st - FG %: 6-17 35.3% 2nd: 6-12 50.0% 3rd: 6-10 60.0% 4th: 5-13 38.5% Game: 23-52 44.2% Deadball Rebounds 5,2
3FG %: 2-7 28.6% 0-1 0.0% 1-3 33.3% 1-2 50.0% 4-13 30.8%
FT %: 4-6 66.7% 1-2 50.0% 3-3 100.0% 5-8 62.5% 13-19 68.4%

#2/2 South Carolina 78 • 12-0

Table with columns: # Player, Total FG-FGA, 3-Ptr FG-FGA, FT-FTA, Rebounds (Off, Def, Tot), PF, TP, A TO Blk Stl, Min. Rows include WILSON, A'ja; DOZIER, Asia; COATES, Alaina; SESSIONS, Khadijah; MITCHELL, Tiffany; COLLEY, Shay; CUEVAS, Bianca; DUCKETT, Kaydra; ROY, Tina; IMOVBIQH, Sarah; WHITE, Jatarie; Team.

1st - FG %: 5-15 33.3% 2nd: 10-15 66.7% 3rd: 7-18 38.9% 4th: 8-15 53.3% Game: 30-63 47.6% Deadball Rebounds 4,1
3FG %: 1-4 25.0% 2-6 33.3% 2-4 50.0% 3-4 75.0%
FT %: 2-3 66.7% 0-0 0.0% 5-7 71.4%

Officials: Denise Brooks, Kelly Johnson, Kylie Galloway
Technical fouls: Elon-None. #2/2 South Carolina-None.
Attendance: 13670

Score by periods table with columns: 1st, 2nd, 3rd, 4th, Total. Rows: Elon (18, 13, 16, 16, 63), #2/2 South Carolina (13, 22, 21, 22, 78).

Points In Off 2nd Fast Bench table with columns: Points, In, Off, 2nd, Fast, Bench. Rows: ELON (32, 17, 10, 8, 11), SC (40, 21, 14, 9, 19).

Last FG - ELON 4th-03:23, SC 4th-00:59.
Largest lead - ELON by 7 2nd-08:58, SC by 17 4th-00:59.
ELON led for 12:16. SC led for 25:28. Game was tied for 01:49.

Score tied - 3 times.
Lead changed - 5 times.



Official Basketball Box Score - Game Totals - Final Statistics
Arkansas vs #2/2 South Carolina
01/03/16 3 p.m. at Columbia, S.C./Colonial Life Arena



Arkansas 32 • 5-9 (0-1 SEC)

Table with columns: # Player, Total (FG-FGA, 3-Ptr, FT-FTA), Rebounds (Off, Def, Tot), PF, TP, A TO Blk Stl, Min. Includes player stats for Jackson, Coolley, Monk, Cosper, Wolff, Swenson, Freeman, Brooks, Zimmerman, Danberry, West, and Team.

1st-FG %: 4-15 26.7% 2nd: 4-12 33.3% 3rd: 2-14 14.3% 4th: 3-13 23.1% Game: 13-54 24.1% Deadball Rebounds 2,1

#2/2 South Carolina 85 • 13-0 (1-0 SEC)

Table with columns: # Player, Total (FG-FGA, 3-Ptr, FT-FTA), Rebounds (Off, Def, Tot), PF, TP, A TO Blk Stl, Min. Includes player stats for Wilson, Coates, Sessions, Roy, Mitchell, Cuevas, Duckett, Imovbioh, White, Farmer, and Team.

1st-FG %: 4-18 22.2% 2nd: 14-19 73.7% 3rd: 11-18 61.1% 4th: 4-8 50.0% Game: 33-63 52.4% Deadball Rebounds 2,2

Officials: Sue Blauch, Eric Brewton, Troy Winders
Technical fouls: Arkansas-None. #2/2 South Carolina-None.
Attendance: 13407

Score by periods table with columns: 1st, 2nd, 3rd, 4th, Total. Shows Arkansas 9, 9, 7, 7, 32 and #2/2 South Carolina 9, 35, 29, 12, 85.

Last FG - AR 4th-04:33, SC 4th-03:53.
Largest lead - AR by 2 1st-08:53, SC by 53 4th-00:38.
AR led for 02:05. SC led for 31:19. Game was tied for 06:36.

Score tied - 5 times.
Lead changed - 3 times.



Official Basketball Box Score - Game Totals - Final Statistics
#2/2 South Carolina vs Vanderbilt
01/07/16 8 p.m. at Nashville, Tenn. (Memorial Gym)



#2/2 South Carolina 71 • 14-0, 2-0

Table with columns: # Player, Total (FG-FGA, 3-Ptr, FT-FTA), Rebounds (Off, Def, Tot), PF, TP, A TO Blk Stl, Min. Includes player stats for Wilson, Dozier, Coates, Sessions, Mitchell, Cuevas, Cliney, Roy, Imovbioh, White, and Team.

1st-FG %: 6-13 46.2% 2nd: 5-12 41.7% 3rd: 7-14 50.0% 4th: 7-11 63.6% Game: 25-50 50.0% Deadball Rebounds 9,1

Vanderbilt 61 • 11-4, 0-2

Table with columns: # Player, Total (FG-FGA, 3-Ptr, FT-FTA), Rebounds (Off, Def, Tot), PF, TP, A TO Blk Stl, Min. Includes player stats for Rayte'a Long, Rebekah Dahlman, Rachel Bell, Minta Spears, Christa Reed, Jasmine Jenkins, Marqu'es Webb, Morgan Batey, Kendall Shaw, and Team.

1st-FG %: 2-7 28.6% 2nd: 8-13 61.5% 3rd: 6-16 37.5% 4th: 6-17 35.3% Game: 22-53 41.5% Deadball Rebounds 1

Officials: Beverly Roberts, Jesse Dickerson, Douglas Knight
Technical fouls: #2/2 South Carolina-None. Vanderbilt-None.
Attendance: 2547

Score by periods table with columns: 1st, 2nd, 3rd, 4th, Total. Shows #2/2 South Carolina 15, 16, 18, 22, 71 and Vanderbilt 10, 21, 15, 15, 61.

Points In Off 2nd Fast Bench table with columns: Points, In, Off, 2nd, Fast, Bench. Shows #2/2 South Carolina 30, 12, 6, 10, 21 and Vanderbilt 30, 12, 9, 6, 26.

Last FG - SC 4th-00:55, VANDY 4th-02:22.
Largest lead - SC by 10 4th-00:24, VANDY by 6 3rd-07:31.
SC led for 25:49. VANDY led for 09:56. Game was tied for 04:08.

Score tied - 8 times.
Lead changed - 18 times.



Official Basketball Box Score - Game Totals - Final Statistics
#20/- Missouri vs #2/2 South Carolina
01/10/16 12 p.m. at Columbia, S.C./Colonial Life Arena



#20/- Missouri 58 • 14-2 (1-2 SEC)

Table with columns: # Player, Total (FG-FGA, 3-Ptr, FT-FTA), Rebounds (Off, Def, Tot), PF, TP, A TO Blk Stl, Min. Includes player stats for Porter, Frericks, Cunningham, Cunnningham, Michaelis, Doty, Stock, Porter, Stock, Hudyn, Shephard, McDowell, Robinson, and Team.

1st-FG %: 2-18 11.1% 2nd: 4-13 30.8% 3rd: 6-15 40.0% 4th: 6-12 50.0% Game: 18-58 31.0% Deadball Rebounds 2,1

#2/2 South Carolina 83 • 15-0 (3-0 SEC)

Table with columns: # Player, Total (FG-FGA, 3-Ptr, FT-FTA), Rebounds (Off, Def, Tot), PF, TP, A TO Blk Stl, Min. Includes player stats for Wilson, Coates, Sessions, Mitchell, Cuevas, Cliney, Roy, Imovbioh, White, and Team.

1st-FG %: 4-13 30.8% 2nd: 6-17 35.3% 3rd: 7-15 46.7% 4th: 7-12 58.3% Game: 24-57 42.1% Deadball Rebounds 7,1

Officials: Scott Yarbrough, Kevin Pethel, Pualani Spurlock
Technical fouls: #20/- Missouri-None. #2/2 South Carolina-None.
Attendance: 15934

Score by periods table with columns: 1st, 2nd, 3rd, 4th, Total. Shows #20/- Missouri 5, 12, 17, 24, 58 and #2/2 South Carolina 17, 18, 21, 27, 83.

Last FG - MU 4th-00:30, SC 4th-00:10.
Largest lead - MU None, SC by 25 4th-00:03.
MU led for 00:00. SC led for 39:00. Game was tied for 00:30.

Score tied - 0 times.
Lead changed - 0 times.



Official Basketball Box Score - Game Totals - Final Statistics
#2/2 South Carolina vs #9/9 Kentucky
01/14/16 7:01 PM at MEMORIAL COLISEUM, LEXINGTON, KY



#2/2 South Carolina 73 • 16-0, 4-0

Table with columns: # Player, Total (FG-FGA, 3-Ptr, FT-FTA), Rebounds (Off, Def, Tot), PF, TP, A TO Blk Stl, Min. Includes player stats for Wilson, Dozier, Coates, Sessions, Mitchell, Cuevas, Cliney, Roy, Imovbioh, White, and Team.

1st-FG %: 3-16 18.8% 2nd: 7-17 41.2% 3rd: 9-13 69.2% 4th: 7-14 50.0% Game: 26-63 41.3% Deadball Rebounds 4

#9/9 Kentucky 62 • 13-2, 2-2

Table with columns: # Player, Total (FG-FGA, 3-Ptr, FT-FTA), Rebounds (Off, Def, Tot), PF, TP, A TO Blk Stl, Min. Includes player stats for Jennings, Akhator, Thompson, Morris, Epps, Camara, Murray, Rice, and Team.

1st-FG %: 6-18 33.3% 2nd: 7-15 46.7% 3rd: 7-17 41.2% 4th: 4-14 28.6% Game: 24-64 37.5% Deadball Rebounds 3

Officials: TINA NAPIER, BOB TRAMMELL, ROY GULBEYAN
Technical fouls: #2/2 South Carolina-None. #9/9 Kentucky-None.
Attendance: 5527

Score by periods table with columns: 1st, 2nd, 3rd, 4th, Total. Shows #2/2 South Carolina 8, 20, 23, 22, 73 and #9/9 Kentucky 16, 16, 18, 12, 62.

Last FG - SC 4th-04:38, UK 4th-00:24.
Largest lead - SC by 15 4th-01:51, UK by 11 2nd-03:43.
SC led for 09:35. UK led for 28:45. Game was tied for 01:10.

Score tied - 2 times.
Lead changed - 5 times.



Official Basketball Box Score - Game Totals - Final Statistics
#15/11 Texas A&M vs #2/2 South Carolina
01/17/16 1:30 p.m. at Columbia, S.C./Colonial Life Arena



#15/11 Texas A&M 58 • 13-5 (3-2 SEC)

Box score table for Texas A&M vs South Carolina. Columns include Player, FG-FGA, 3-Ptr, FT-FTA, Rebounds, PF, TP, A TO Blk Stl, Min. Totals: 25-68, 3-7, 5-8, 17 26 43, 21 58, 12 15 7 10 200.

1st - FG %: 8-16 50.0% 2nd: 5-18 27.8% 3rd: 4-16 25.0% 4th: 8-18 44.4% Game: 25-68 36.8% Deadball Rebounds 1,1
3FG %: 1-1 100.0% 0-1 0.0% 1-2 50.0% 1-3 33.3% 3-7 42.9%
FT %: 0-1 0.0% 0-0 0.0% 2-3 66.7%

#2/2 South Carolina 59 • 17-0 (5-0 SEC)

Box score table for South Carolina vs Texas A&M. Columns include Player, FG-FGA, 3-Ptr, FT-FTA, Rebounds, PF, TP, A TO Blk Stl, Min. Totals: 23-54, 2-12, 11-19, 8 25 33, 14 59, 12 16 9 12 200.

1st - FG %: 7-15 46.7% 2nd: 5-14 35.7% 3rd: 5-14 35.7% 4th: 6-11 54.5% Game: 23-54 42.6% Deadball Rebounds 4,3
3FG %: 1-1 100.0% 0-5 0.0% 1-2 50.0% 1-2 50.0% 2-12 16.7%
FT %: 1-1 100.0% 0-0 0.0% 0-0 0.0% 10-18 55.6% 11-19 57.9%

Officials: Lisa Mattingly, Bryan Enterline, Brian Garland
Technical fouls: #15/11 Texas A&M-None. #2/2 South Carolina-None.
Attendance: 15406

Score by periods table and Points In Off 2nd Fast Bench. #15/11 Texas A&M: 17 10 11 20 58. #2/2 South Carolina: 16 10 10 23 59.

Last FG - TAMU 4th-00:00, SC 4th-01:16.
Largest lead - TAMU by 7 1st-06:30, SC by 6 4th-02:34.
TAMU led for 17:48. SC led for 21:20. Game was tied for 00:52.
Score tied - 4 times.
Lead changed - 19 times.



Official Basketball Box Score - Game Totals - Final Statistics
#2/2 South Carolina vs Auburn
01/21/16 6:00 pm at Auburn Arena -- Auburn, Ala.



#2/2 South Carolina 74 • 18-0, 6-0 SEC

Box score table for South Carolina vs Auburn. Columns include Player, FG-FGA, 3-Ptr, FT-FTA, Rebounds, PF, TP, A TO Blk Stl, Min. Totals: 27-52, 7-19, 13-20, 11 23 34, 15 74, 20 12 1 7 200.

1st - FG %: 5-13 38.5% 2nd: 7-14 50.0% 3rd: 7-12 58.3% 4th: 8-13 61.5% Game: 27-52 51.9% Deadball Rebounds 4
3FG %: 0-4 0.0% 2-3 66.7% 3-6 50.0% 2-6 33.3% 7-19 36.8%
FT %: 3-5 60.0% 4-7 57.1% 3-3 100.0% 3-5 60.0%

Auburn 58 • 12-7, 2-4 SEC

Box score table for Auburn vs South Carolina. Columns include Player, FG-FGA, 3-Ptr, FT-FTA, Rebounds, PF, TP, A TO Blk Stl, Min. Totals: 19-55, 9-27, 11-14, 13 17 30, 16 58, 14 13 1 7 200.

1st - FG %: 5-14 35.7% 2nd: 2-16 12.5% 3rd: 5-13 38.5% 4th: 7-12 58.3% Game: 19-55 34.5% Deadball Rebounds 3
3FG %: 3-8 37.5% 1-9 11.1% 2-4 50.0% 3-6 50.0% 9-27 33.3%
FT %: 2-2 100.0% 0-0 0.0% 4-6 66.7% 5-6 83.3% 11-14 78.6%

Officials: Beverly Roberts, Laura Morris, Eric Brewton
Technical fouls: #2/2 South Carolina-None. Auburn-None.
Attendance: 2419

Score by periods table and Points In Off 2nd Fast Bench. #2/2 South Carolina: 13 20 20 21 74. Auburn: 15 5 16 22 58.

Last FG - SC 4th-02:33, AU 4th-00:15.
Largest lead - SC by 24 4th-02:33, AU by 5 2nd-09:31.
SC led for 30:48. AU led for 06:57. Game was tied for 02:04.
Score tied - 2 times.
Lead changed - 2 times.



Official Basketball Box Score - Game Totals - Final Statistics
#2/2 South Carolina vs #10/10 Mississippi State
01/24/16 4:01 p.m. at Starkville, Miss. (Humphrey Coliseum)



#2/2 South Carolina 57 • 19-0 (7-0 SEC)

Box score table for South Carolina vs Mississippi State. Columns include Player, FG-FGA, 3-Ptr, FT-FTA, Rebounds, PF, TP, A TO Blk Stl, Min. Totals: 19-44, 4-13, 15-23, 9 31 40, 21 57, 9 21 6 5 200.

1st - FG %: 2-11 18.2% 2nd: 5-9 55.6% 3rd: 5-14 35.7% 4th: 7-10 70.0% Game: 19-44 43.2% Deadball Rebounds 5
3FG %: 1-3 33.3% 2-4 50.0% 0-5 0.0% 1-1 100.0% 4-13 30.8%
FT %: 2-2 100.0% 3-8 37.5% 2-2 100.0% 8-11 72.7% 15-23 65.2%

#10/10 Mississippi State 51 • 17-4 (4-3 SEC)

Box score table for Mississippi State vs South Carolina. Columns include Player, FG-FGA, 3-Ptr, FT-FTA, Rebounds, PF, TP, A TO Blk Stl, Min. Totals: 16-59, 3-13, 16-17, 12 19 31, 21 51, 9 13 2 5 200.

1st - FG %: 4-17 23.5% 2nd: 5-14 35.7% 3rd: 1-12 8.3% 4th: 5-16 31.3% Game: 16-59 27.1% Deadball Rebounds 1
3FG %: 0-4 0.0% 0-3 0.0% 1-3 33.3% 2-3 66.7% 3-13 23.1%
FT %: 0-0 0.0% 2-2 100.0% 5-6 83.3% 9-9 100.0% 16-17 94.1%

Officials: Dee Kantner, Michael McConnell, Kevin Pethel
Technical fouls: #2/2 South Carolina-None. #10/10 Mississippi State-None.
Attendance: 10626

Score by periods table and Points In Off 2nd Fast Bench. #2/2 South Carolina: 7 15 12 23 57. #10/10 Mississippi State: 8 12 10 21 51.

Last FG - SC 4th-00:30, MS 4th-01:39.
Largest lead - SC by 8 3rd-07:09, MS by 5 2nd-06:21.
SC led for 29:03. MS led for 08:07. Game was tied for 02:50.
Score tied - 4 times.
Lead changed - 5 times.



Official Basketball Box Score - Game Totals - Final Statistics
Ole Miss vs #2/2 South Carolina
01/28/16 7 p.m. at Colonial Life Arena/Columbia, S.C.



Ole Miss 62 • 10-10 (2-5 SEC)

Box score table for Ole Miss vs South Carolina. Columns include Player, FG-FGA, 3-Ptr, FT-FTA, Rebounds, PF, TP, A TO Blk Stl, Min. Totals: 26-54, 3-19, 7-13, 7 21 28, 21 62, 14 14 3 8 200.

1st - FG %: 5-10 50.0% 2nd: 5-15 33.3% 3rd: 7-14 50.0% 4th: 9-15 60.0% Game: 26-54 48.1% Deadball Rebounds 3,1
3FG %: 1-5 20.0% 1-6 16.7% 1-5 20.0% 0-3 0.0% 3-19 15.8%
FT %: 0-2 0.0% 4-6 66.7% 0-0 0.0% 3-5 60.0%

#2/2 South Carolina 81 • 20-0 (8-0 SEC)

Box score table for South Carolina vs Ole Miss. Columns include Player, FG-FGA, 3-Ptr, FT-FTA, Rebounds, PF, TP, A TO Blk Stl, Min. Totals: 31-68, 7-23, 12-24, 22 23 45, 11 81, 24 11 3 9 200.

1st - FG %: 9-21 42.9% 2nd: 6-13 46.2% 3rd: 9-16 56.3% 4th: 7-18 38.9% Game: 31-68 45.6% Deadball Rebounds 5,1
3FG %: 3-7 42.9% 1-3 33.3% 2-5 40.0% 1-8 12.5% 7-23 30.4%
FT %: 3-4 75.0% 3-9 33.3% 3-3 100.0% 3-8 37.5%

Officials: Bob Trammell, Denise Brooks, Douglas Knight
Technical fouls: Ole Miss-None. #2/2 South Carolina-None.
Attendance: 14313

Score by periods table and Points In Off 2nd Fast Bench. Ole Miss: 11 15 15 21 62. #2/2 South Carolina: 24 16 23 18 81.

Last FG - OM 4th-00:33, SC 4th-01:11.
Largest lead - OM None, SC by 24 3rd-06:26.
OM led for 00:00. SC led for 39:40. Game was tied for 00:19.
Score tied - 0 times.
Lead changed - 0 times.



Official Basketball Box Score - Game Totals - Final Statistics
#2/2 South Carolina vs #10/10 Texas A&M
01/31/16 5 p.m. at College Station, Texas (Reed Arena)



#2/2 South Carolina 70 • 21-0, 9-0 SEC

Box score table for #2/2 South Carolina vs #10/10 Texas A&M. Columns include Player, FG, 3-Ptr, Rebounds, PF, TP, A TO Blk Stl, Min. Totals: 24-53, 2-11, 20-25, 14 20 34, 16 70, 14 16 5 9, 200.

1st FG %: 6-17 35.3% 2nd: 3-11 27.3% 3rd: 9-15 60.0% 4th: 6-10 60.0% Game: 24-53 45.3% Deadball Rebounds 3
3FG %: 1-4 25.0% 0-4 0.0% 0-1 0.0% 1-2 50.0% 2-11 18.2%
FT %: 4-6 66.7% 2-2 100.0% 7-9 77.8% 7-8 87.5% 20-25 80.0%

#10/10 Texas A&M 63 • 15-6, 5-3 SEC

Box score table for #10/10 Texas A&M vs #2/2 South Carolina. Columns include Player, FG, 3-Ptr, Rebounds, PF, TP, A TO Blk Stl, Min. Totals: 27-62, 3-12, 6-6, 13 17 30, 21 63, 16 17 6 6, 200.

1st FG %: 6-13 46.2% 2nd: 8-15 53.3% 3rd: 7-14 50.0% 4th: 7-20 35.0% Game: 27-62 43.5% Deadball Rebounds 2
3FG %: 0-3 0.0% 0-1 0.0% 1-1 100.0% 0-0 0.0% 3-12 25.0%
FT %: 2-4 50.0% 3-3 100.0% 1-1 100.0% 0-0 0.0% 6-6 100.0%

Officials: Dee Kantner, Beverly Roberts, Brian Hall
Technical fouls: #2/2 South Carolina-None. #10/10 Texas A&M-None.
Attendance: 8511

Score by periods table for #2/2 South Carolina vs #10/10 Texas A&M. Columns: 1st, 2nd, 3rd, 4th, Total. Totals: 17, 8, 25, 20, 70.

Points In Off 2nd Fast Bench table for #2/2 South Carolina vs #10/10 Texas A&M. Columns: Paint, T/O, Chance, Break. Totals: 40, 22, 14, 10, 1.

Last FG - SC 4th-01:22, TAM 4th-00:37. Largest lead - SC by 7 1st-02:29, TAM by 10 2nd-05:04. SC led for 21:47. TAM led for 13:28. Game was tied for 03:47. Score tied - 7 times. Lead changed - 9 times.



Official Basketball Box Score - Game Totals - Final Statistics
#18/18 Kentucky vs #2/2 South Carolina
02/04/16 7 p.m. at Columbia, S.C./Colonial Life Arena



#18/18 Kentucky 68 • 15-6 (4-6 SEC)

Box score table for #18/18 Kentucky vs #2/2 South Carolina. Columns include Player, FG, 3-Ptr, Rebounds, PF, TP, A TO Blk Stl, Min. Totals: 28-69, 2-8, 10-14, 14 18 32, 31 68, 11 11 1 4, 200.

1st FG %: 5-17 29.4% 2nd: 7-14 50.0% 3rd: 10-21 47.6% 4th: 6-17 35.3% Game: 28-69 40.6% Deadball Rebounds 3,1
3FG %: 0-2 0.0% 1-3 33.3% 0-0 0.0% 1-3 33.3% 2-8 25.0%
FT %: 1-1 100.0% 4-5 80.0% 3-4 75.0% 2-4 50.0%

#2/2 South Carolina 78 • 22-0 (10-0 SEC)

Box score table for #2/2 South Carolina vs #18/18 Kentucky. Columns include Player, FG, 3-Ptr, Rebounds, PF, TP, A TO Blk Stl, Min. Totals: 26-50, 2-12, 24-35, 11 28 39, 17 78, 15 17 6 8, 200.

1st FG %: 6-12 50.0% 2nd: 5-14 35.7% 3rd: 8-13 61.5% 4th: 7-11 63.6% Game: 26-50 52.0% Deadball Rebounds 5
3FG %: 0-2 0.0% 0-3 0.0% 2-4 50.0% 0-3 0.0% 2-12 16.7%
FT %: 3-3 100.0% 10-16 62.5% 4-7 57.1% 7-9 77.8%

Officials: Michael Price, Amy Bonner, Greg Small
Technical fouls: #18/18 Kentucky-None. #2/2 South Carolina-WILSON, A'ja.
Attendance: 15015

Score by periods table for #18/18 Kentucky vs #2/2 South Carolina. Columns: 1st, 2nd, 3rd, 4th, Total. Totals: 11, 19, 23, 15, 68.

Points In Off 2nd Fast Bench table for #18/18 Kentucky vs #2/2 South Carolina. Columns: Paint, T/O, Chance, Break. Totals: 38, 13, 15, 8, 22.

Last FG - UK 4th-00:26, SC 4th-01:01. Largest lead - UK by 1 2nd-05:53, SC by 12 4th-00:32. UK led for 00:35. SC led for 37:33. Game was tied for 01:43. Score tied - 0 times. Lead changed - 2 times.



Official Basketball Box Score - Game Totals - Final Statistics
#1/1 UConn vs #2/2 South Carolina
02/08/16 7 p.m. at Columbia, S.C./Colonial Life Arena



#1/1 UConn 66 • 23-0 (12-0 AAC)

Box score table for #1/1 UConn vs #2/2 South Carolina. Columns include Player, FG, 3-Ptr, Rebounds, PF, TP, A TO Blk Stl, Min. Totals: 24-57, 6-16, 12-18, 8 27 35, 16 66, 14 13 6 9, 200.

1st FG %: 7-14 50.0% 2nd: 6-16 37.5% 3rd: 7-16 43.8% 4th: 4-11 36.4% Game: 24-57 42.1% Deadball Rebounds 1,1
3FG %: 0-3 0.0% 3-6 50.0% 2-4 50.0% 1-3 33.3% 6-16 37.5%
FT %: 3-4 75.0% 3-4 75.0% 3-6 50.0% 12-18 66.7%

#2/2 South Carolina 54 • 22-1 (10-0 SEC)

Box score table for #2/2 South Carolina vs #1/1 UConn. Columns include Player, FG, 3-Ptr, Rebounds, PF, TP, A TO Blk Stl, Min. Totals: 20-53, 3-10, 11-16, 6 29 35, 15 54, 7 15 5 6, 200.

1st FG %: 4-12 33.3% 2nd: 7-13 53.8% 3rd: 3-17 17.6% 4th: 6-11 54.5% Game: 20-53 37.7% Deadball Rebounds 4,1
3FG %: 0-1 0.0% 1-4 25.0% 0-2 0.0% 2-3 66.7% 3-10 30.0%
FT %: 0-0 0.0% 2-5 40.0% 2-2 100.0% 7-9 77.8%

Score by periods table for #1/1 UConn vs #2/2 South Carolina. Columns: 1st, 2nd, 3rd, 4th, Total. Totals: 17, 18, 19, 12, 66.

Points In Off 2nd Fast Bench table for #1/1 UConn vs #2/2 South Carolina. Columns: Paint, T/O, Chance, Break. Totals: 30, 6, 8, 10, 5.

Officials: Lisa Mattingly, Bryan Entenline, Sue Blauch
Technical fouls: #1/1 UConn-None. #2/2 South Carolina-None.
Attendance: 18000
Score tied - 1 time. Lead changed - 0 times.



Official Basketball Box Score - Game Totals - Final Statistics
#16/19 Florida vs #2/2 South Carolina
02/11/16 7 p.m. at Columbia, S.C./Colonial Life Arena



#16/19 Florida 71 • 19-5 (7-4 SEC)

Box score table for #16/19 Florida vs #2/2 South Carolina. Columns include Player, FG, 3-Ptr, Rebounds, PF, TP, A TO Blk Stl, Min. Totals: 27-69, 8-22, 9-15, 10 20 30, 29 71, 15 20 3 13, 200.

1st FG %: 6-15 40.0% 2nd: 7-20 35.0% 3rd: 7-15 46.7% 4th: 7-19 36.8% Game: 27-69 39.1% Deadball Rebounds 4,2
3FG %: 2-5 40.0% 1-5 20.0% 3-5 60.0% 2-6 33.3% 8-22 36.4%
FT %: 2-2 100.0% 0-3 0.0% 1-2 50.0% 6-8 75.0%

#2/2 South Carolina 86 • 23-1 (11-0 SEC)

Box score table for #2/2 South Carolina vs #16/19 Florida. Columns include Player, FG, 3-Ptr, Rebounds, PF, TP, A TO Blk Stl, Min. Totals: 28-57, 8-19, 22-31, 11 33 44, 17 86, 21 22 5 10, 200.

1st FG %: 5-13 38.5% 2nd: 9-16 56.3% 3rd: 7-15 46.7% 4th: 7-13 53.8% Game: 28-57 49.1% Deadball Rebounds 5,1
3FG %: 3-7 42.9% 2-3 66.7% 2-6 33.3% 1-3 33.3% 8-19 42.1%
FT %: 6-7 85.7% 4-6 66.7% 0-2 0.0% 12-16 75.0%

Score by periods table for #16/19 Florida vs #2/2 South Carolina. Columns: 1st, 2nd, 3rd, 4th, Total. Totals: 16, 15, 18, 22, 71.

Points In Off 2nd Fast Bench table for #16/19 Florida vs #2/2 South Carolina. Columns: Paint, T/O, Chance, Break. Totals: 32, 21, 17, 13, 43.

Officials: Scott Yarbrough, Michael McConnell, Pualani Spurlock
Technical fouls: #16/19 Florida-TEAM. #2/2 South Carolina-SESSIONS, Khadijah.
Attendance: 13324
Score tied - 1 time. Lead changed - 1 time.



Official Basketball Box Score - Game Totals - Final Statistics
#3/2 South Carolina vs #24/- Tennessee
02/15/16 7:01 p.m. at Knoxville, Tenn. (Thompson-Boling Arena)



#3/2 South Carolina 62 • 24-1, 12-0

Box score table for South Carolina vs Tennessee. Columns include Player, FG-FGA, 3-Ptr, FT-FTA, Rebounds, PF, TP, A TO Blk Stl, Min. Totals: 18-49, 4-13, 22-30, 8 22 30, 21 62, 10 12 5 8 200.

1st - FG %: 4-17 23.5% 2nd: 4-8 50.0% 3rd: 7-14 50.0% 4th: 3-10 30.0% Game: 18-49 36.7% Deadball Rebounds 4
3FG %: 0-4 0.0% 1-1 100.0% 1-3 33.3% 2-5 40.0% 4-13 30.8%
FT %: 0-1 0.0% 7-8 87.5% 5-7 71.4% 10-14 71.4%

#24/- Tennessee 56 • 15-10, 6-6

Box score table for Tennessee vs South Carolina. Columns include Player, FG-FGA, 3-Ptr, FT-FTA, Rebounds, PF, TP, A TO Blk Stl, Min. Totals: 18-53, 3-14, 17-22, 16 27 43, 22 56, 6 19 4 4 200.

1st - FG %: 5-14 35.7% 2nd: 4-14 28.6% 3rd: 3-8 37.5% 4th: 6-17 35.3% Game: 18-53 34.0% Deadball Rebounds 2
3FG %: 1-1 100.0% 1-5 20.0% 0-2 0.0% 1-6 16.7% 3-14 21.4%
FT %: 1-2 50.0% 0-0 0.0% 12-16 75.0% 4-4 100.0% 17-22 77.3%

Officials: Tina Napier, Felicia Grinter, Denise Brooks
Technical fouls: #3/2 South Carolina-TEAM. #24/- Tennessee-TEAM.
Attendance: 12014

Score by periods table for South Carolina vs Tennessee. Columns: 1st, 2nd, 3rd, 4th, Total. Totals: 8, 16, 20, 18, 62.

Points In Off 2nd Fast Bench table for South Carolina vs Tennessee. Columns: Paint, T/O, Chance, Break. Totals: 24, 16, 2, 6, 10.

Last FG - SC 4th-02:22, UT 4th-00:01.
Largest lead - SC by 13 4th-01:39, UT by 6 1st-01:29.
SC led for 18:19. UT led for 18:44. Game was tied for 02:56.

Score tied - 6 times.
Lead changed - 6 times.



Official Basketball Box Score - Game Totals - Final Statistics
Georgia vs #3/2 South Carolina
02/18/16 7 p.m. at Columbia, S.C./Colonial Life Arena



Georgia 51 • 25-1 (13-0 SEC)

Box score table for Georgia vs South Carolina. Columns include Player, FG-FGA, 3-Ptr, FT-FTA, Rebounds, PF, TP, A TO Blk Stl, Min. Totals: 21-59, 6-21, 3-6, 8 26 34, 23 51, 14 21 5 7 200.

1st - FG %: 4-15 26.7% 2nd: 2-14 14.3% 3rd: 5-10 50.0% 4th: 10-20 50.0% Game: 21-59 35.6% Deadball Rebounds 2,1
3FG %: 1-7 14.3% 0-4 0.0% 2-3 66.7% 3-7 42.9% 6-21 28.6%
FT %: 0-0 0.0% 0-2 0.0% 2-2 100.0% 1-2 50.0%

#3/2 South Carolina 61 • 19-7 (7-6 SEC)

Box score table for South Carolina vs Georgia. Columns include Player, FG-FGA, 3-Ptr, FT-FTA, Rebounds, PF, TP, A TO Blk Stl, Min. Totals: 20-53, 5-17, 16-27, 9 30 39, 16 61, 10 17 4 13 200.

1st - FG %: 2-11 18.2% 2nd: 7-15 46.7% 3rd: 7-16 43.8% 4th: 4-11 36.4% Game: 20-53 37.7% Deadball Rebounds 8,1
3FG %: 0-1 0.0% 3-6 50.0% 1-5 20.0% 1-5 20.0% 5-17 29.4%
FT %: 0-9 0.0% 0-0 0.0% 1-2 50.0% 9-16 56.3%

Officials: Bob Trammell, Mark Zentz, Laura Morris
Technical fouls: Georgia-None. #3/2 South Carolina-None.
Attendance: 16186

Score by periods table for South Carolina vs Georgia. Columns: 1st, 2nd, 3rd, 4th, Total. Totals: 9, 4, 14, 24, 51.

Points In Off 2nd Fast Bench table for South Carolina vs Georgia. Columns: Paint, T/O, Chance, Break. Totals: 20, 9, 9, 6, 6.

Last FG - UGA 4th-00:20, SC 4th-01:22.
Largest lead - UGA by 1 2nd-09:21, SC by 16 3rd-01:12.
UGA led for 00:24. SC led for 38:26. Game was tied for 01:10.

Score tied - 1 time.
Lead changed - 2 times.



Official Basketball Box Score - Game Totals - Final Statistics
#3/2 South Carolina vs Alabama
02/22/16 6 p.m. at Tuscaloosa, Ala. (Foster Auditorium)



#3/2 South Carolina 66 • 26-1, 14-0 SEC

Box score table for South Carolina vs Alabama. Columns include Player, FG-FGA, 3-Ptr, FT-FTA, Rebounds, PF, TP, A TO Blk Stl, Min. Totals: 23-60, 6-17, 14-20, 21 37 58, 14 66, 16 16 4 5 200.

1st - FG %: 5-15 33.3% 2nd: 6-12 50.0% 3rd: 6-17 35.3% 4th: 6-16 37.5% Game: 23-60 38.3% Deadball Rebounds 1
3FG %: 1-3 33.3% 3-6 50.0% 1-4 25.0% 1-4 25.0% 6-17 35.3%
FT %: 3-4 75.0% 0-2 0.0% 8-10 80.0%

Alabama 46 • 14-13, 3-11 SEC

Box score table for Alabama vs South Carolina. Columns include Player, FG-FGA, 3-Ptr, FT-FTA, Rebounds, PF, TP, A TO Blk Stl, Min. Totals: 18-63, 3-28, 7-11, 10 21 31, 18 46, 5 8 4 10 200.

1st - FG %: 2-16 12.5% 2nd: 7-18 38.9% 3rd: 2-13 15.4% 4th: 7-16 43.8% Game: 18-63 28.6% Deadball Rebounds 2
3FG %: 0-8 0.0% 2-10 20.0% 0-6 0.0% 1-4 25.0% 3-28 10.7%
FT %: 2-4 50.0% 0-0 0.0% 5-7 71.4% 0-0 0.0%

Officials: Lisa Mattingly, Brian Hall, Michael McConnell
Technical fouls: #3/2 South Carolina-None. Alabama-None.
Attendance: 2679

Score by periods table for South Carolina vs Alabama. Columns: 1st, 2nd, 3rd, 4th, Total. Totals: 14, 18, 13, 21, 66.

Points In Off 2nd Fast Bench table for South Carolina vs Alabama. Columns: Paint, T/O, Chance, Break. Totals: 32, 11, 16, 8, 20.

Last FG - SC 4th-01:00, UA 4th-00:16.
Largest lead - SC by 24 4th-01:00, UA None.
SC led for 39:17. UA led for 00:00. Game was tied for 00:43.

Score tied - 0 times.
Lead changed - 0 times.



Official Basketball Box Score - Game Totals - Final Statistics
#3/2 South Carolina vs Ole Miss
2/25/16 8:00 PM at Oxford, Miss./The Pavilion at Ole Miss



#3/2 South Carolina 66 • 27-1, 15-0 SEC

Box score table for South Carolina vs Ole Miss. Columns include Player, FG-FGA, 3-Ptr, FT-FTA, Rebounds, PF, TP, A TO Blk Stl, Min. Totals: 23-41, 2-11, 18-26, 9 31 40, 17 66, 17 29 7 16 200.

1st - FG %: 6-9 66.7% 2nd: 8-14 57.1% 3rd: 5-10 50.0% 4th: 4-8 50.0% Game: 23-41 56.1% Deadball Rebounds 5
3FG %: 1-2 50.0% 0-1 0.0% 0-4 0.0% 1-4 25.0% 2-11 18.2%
FT %: 5-8 62.5% 0-2 0.0% 6-7 85.7% 7-9 77.8%

Ole Miss 45 • 10-18, 2-13 SEC

Box score table for Ole Miss vs South Carolina. Columns include Player, FG-FGA, 3-Ptr, FT-FTA, Rebounds, PF, TP, A TO Blk Stl, Min. Totals: 14-63, 7-17, 10-17, 21 11 32, 22 45, 9 23 2 11 200.

1st - FG %: 5-12 41.7% 2nd: 2-18 11.1% 3rd: 5-18 27.8% 4th: 2-15 13.3% Game: 14-63 22.2% Deadball Rebounds 4,1
3FG %: 2-5 40.0% 0-2 0.0% 5-9 55.6% 0-1 0.0% 7-17 41.2%
FT %: 2-2 100.0% 1-2 50.0% 3-4 75.0% 4-9 44.4%

Officials: Sue Bauch, Amy Bonner, Roy Gulbeyan
Technical fouls: #3/2 South Carolina-None. Ole Miss-None.
Attendance: 1473

Score by periods table for South Carolina vs Ole Miss. Columns: 1st, 2nd, 3rd, 4th, Total. Totals: 18, 16, 16, 16, 66.

Points In Off 2nd Fast Bench table for South Carolina vs Ole Miss. Columns: Paint, T/O, Chance, Break. Totals: 40, 20, 12, 6, 22.

Last FG - SC 4th-02:46, OM 4th-00:08.
Largest lead - SC by 24 4th-02:16, OM by 2 1st-07:52.
SC led for 35:39. OM led for 01:16. Game was tied for 03:04.

Score tied - 3 times.
Lead changed - 6 times.



2015-16 South Carolina Basketball
#3/2 South Carolina Season Schedule/Results & Leaders (as of Feb 25, 2016)
All games



RECORD:	OVERALL	HOME	AWAY	NEUTRAL
ALL GAMES	27-1	13-1	11-0	3-0
CONFERENCE	15-0	7-0	8-0	0-0
NON-CONFERENCE	12-1	6-1	3-0	3-0

Date	Opponent	Score	Att.	High Points	High Rebounds
11/13/15	#6/10 OHIO STATE	w 88-80	16815	(20)WILSON, A'ja	(14)WILSON, A'ja
11/15/15	UNCG	w 92-44	13607	(19)WILSON, A'ja	(11)IMOVBIQH, Sarah
11/18/15	at Clemson	w 67-41	1030	(18)MITCHELL, Tiffany	(6)COATES, Alaina (6)IMOVBIQH, Sarah (6)WHITE, Jatarie
11/22/15	at UCLA	w 68-65	2018	(17)ROY, Tina (17)MITCHELL, Tiffany	(12)COATES, Alaina
11/27/15	@vs #16/18 Arizona State	w 60-58	2020	(18)CUEVAS, Bianca (18)WILSON, A'ja	(11)WILSON, A'ja
11/28/15	@vs CSU Bakersfield	w 90-71	2152	(26)WILSON, A'ja	(8)WILSON, A'ja
11/29/15	@at Hawaii	w 67-51	2073	(18)WILSON, A'ja	(5)WILSON, A'ja
12/06/15	#14/13 DUKE	w 66-55	16429	(28)WILSON, A'ja	(11)WILSON, A'ja
12/13/15	WINTHROP	w 86-37	13409	(29)COATES, Alaina	(16)COATES, Alaina
12/16/15	HAMPTON	w 86-48	12117	(22)COATES, Alaina	(12)COATES, Alaina
12/20/15	<vs East Carolina	w 88-57		(18)MITCHELL, Tiffany	(15)COATES, Alaina
12/22/15	ELON	w 78-63	13670	(18)MITCHELL, Tiffany	(8)WILSON, A'ja (8)COATES, Alaina
01/03/16	*ARKANSAS	w 85-32	13407	(21)ROY, Tina	(10)WILSON, A'ja (10)COATES, Alaina
01/07/16	*at Vanderbilt	w 71-61	2547	(22)MITCHELL, Tiffany	(10)COATES, Alaina
01/10/16	*#20/- MISSOURI	w 83-58	15934	(19)MITCHELL, Tiffany	(12)COATES, Alaina
01/14/16	*at #9/9 Kentucky	w 73-62	5527	(26)WILSON, A'ja	(13)WILSON, A'ja
01/17/16	*#15/11 TEXAS A&M	w 59-58	15406	(26)WILSON, A'ja	(11)COATES, Alaina
01/21/16	*at Auburn	w 74-58	2419	(17)COATES, Alaina	(10)COATES, Alaina
01/24/16	*at #10/10 Mississippi State	w 57-51	10626	(21)MITCHELL, Tiffany	(11)WILSON, A'ja (11)COATES, Alaina
01/28/16	*OLE MISS	w 81-62	14313	(17)WILSON, A'ja	(14)COATES, Alaina
01/31/16	*at #10/10 Texas A&M	w 70-63	8511	(27)WILSON, A'ja	(10)WILSON, A'ja (10)COATES, Alaina
02/04/16	*#18/18 KENTUCKY	w 78-68	15015	(27)COATES, Alaina	(13)COATES, Alaina
02/08/16	#1/1 UCONN	54-66 L	18000	(13)WILSON, A'ja (13)IMOVBIQH, Sarah	(9)COATES, Alaina
02/11/16	*#16/19 FLORIDA	w 86-71	13324	(22)MITCHELL, Tiffany	(11)COATES, Alaina
02/15/16	*at #24/- Tennessee	w 62-56	12014	(25)WILSON, A'ja	(10)COATES, Alaina
02/18/16	*GEORGIA	w 61-51	16186	(19)MITCHELL, Tiffany	(9)WILSON, A'ja
02/22/16	*at Alabama	w 66-46	2679	(16)WILSON, A'ja	(18)COATES, Alaina
2/25/16	*at Ole Miss	w 66-45	1473	(16)WILSON, A'ja	(14)COATES, Alaina

* = Conference game

@ = Rainbow Wahine Showdown (Honolulu, Hawaii)

< = Carolinas Challenge (Myrtle Beach, S.C.)

Attendance Summary	Games	Attend	Avg/Game
Home	14	207632	14831
Away	11	50917	4629
Neutral	3	4172	1391
Total	28	262721	9383



2015-16 South Carolina Basketball
#3/2 South Carolina Points-Rebounds-Assists (as of Feb 25, 2016)
All games



Opponent	Date	Score	01		04		05		22		23		24		25	
			CUEVAS,BIA	CLINEY,DON	SESSIONS,K	WILSON,A'J	ROY,TINA	IMOVBIQH,S	MITCHELL,T							
#6/10 OHIO STATE	11/13/15	88-80	w	5-0-1	DNP	12-3-3	20-14-0	3-1-1	8-10-0	15-3-3						
UNCG	11/15/15	92-44	w	11-2-1	DNP	2-1-4	19-10-1	9-0-6	14-11-0	10-2-5						
at Clemson	11/18/15	67-41	w	4-1-2	DNP	0-2-5	7-5-0	3-1-1	9-6-0	18-5-0						
at UCLA	11/22/15	68-65	w	7-2-2	DNP	0-5-1	11-10-3	17-3-4	0-4-0	17-5-2						
vs #16/18 Arizona State	11/27/15	60-58	w	18-2-0	DNP	6-3-0	18-11-1	3-2-3	1-8-0	6-1-1						
vs CSU Bakersfield	11/28/15	90-71	w	20-4-6	DNP	8-1-1	26-8-4	3-5-3	6-5-0	13-1-1						
at Hawaii	11/29/15	67-51	w	13-4-0	DNP	11-4-4	18-5-0	0-0-2	3-4-0	14-2-2						
#14/13 DUKE	12/06/15	66-55	w	2-4-2	DNP	5-5-1	28-11-2	3-1-2	0-0-0	12-4-2						
WINTHROP	12/13/15	86-37	w	13-2-1	DNP	4-1-6	DNP	3-0-3	7-4-1	12-5-3						
HAMPTON	12/16/15	86-48	w	6-1-1	DNP	5-4-2	DNP	0-3-3	19-7-0	17-6-2						
vs East Carolina	12/20/15	88-57	w	4-1-1	DNP	5-2-3	15-10-0	3-3-0	4-12-2	18-1-3						
ELON	12/22/15	78-63	w	2-1-2	DNP	6-2-4	12-8-2	9-0-1	2-3-0	18-4-2						
ARKANSAS	01/03/16	85-32	w	10-2-3	DNP	7-3-4	14-10-1	21-1-3	9-7-0	12-3-4						
at Vanderbilt	01/07/16	71-61	w	4-1-2	2-0-0	10-4-0	4-6-2	13-1-1	0-2-0	22-2-5						
#20/- MISSOURI	01/10/16	83-58	w	6-0-1	5-1-0	9-0-1	11-11-1	3-2-2	4-2-2	19-2-2						
at #9/9 Kentucky	01/14/16	73-62	w	2-0-1	0-0-0	8-1-3	26-13-2	12-3-4	0-5-0	16-2-2						
#15/11 TEXAS A&M	01/17/16	59-58	w	9-3-2	DNP	8-2-2	26-8-1	0-2-1	0-1-0	11-4-2						
at Auburn	01/21/16	74-58	w	1-2-2	3-2-3	5-3-1	11-6-2	12-0-2	2-2-0	13-1-5						
at #10/10 Mississippi S	01/24/16	57-51	w	0-0-1	1-0-0	10-4-1	6-11-1	11-1-2	0-7-0	21-2-2						
OLE MISS	01/28/16	81-62	w	6-0-1	4-3-1	4-2-5	17-9-2	9-0-4	7-9-0	15-4-4						
at #10/10 Texas A&M	01/31/16	70-63	w	0-0-0	0-0-0	10-2-3	27-10-1	1-1-1	0-1-0	20-4-2						
#18/18 KENTUCKY	02/04/16	78-68	w	5-2-2	7-1-2	9-4-1	18-7-3	7-1-4	2-1-0	2-0-0						
#1/1 UCONN	02/08/16	54-66	L	2-2-1	4-0-1	4-1-2	13-6-0	0-2-2	13-8-0	12-5-0						
#16/19 FLORIDA	02/11/16	86-71	w	3-0-3	10-3-2	6-0-4	13-9-1	6-2-4	6-6-0	22-3-4						
at #24/- Tennessee	02/15/16	62-56	w	2-0-2	2-1-0	13-2-0	25-6-1	8-3-3	0-3-0	12-2-2						
GEORGIA	02/18/16	61-51	w	DNP	1-2-0	13-1-2	16-9-2	3-3-1	2-5-0	19-4-4						
at Alabama	02/22/16	66-46	w	5-6-3	4-0-2	4-11-3	16-10-2	3-1-3	8-6-1	10-1-1						
at Ole Miss	2/25/16	66-45	w	9-2-4	7-2-0	0-2-1	16-4-3	0-1-3	3-5-0	12-4-1						

Opponent	Date	Score	31		40		41		44	
			DOZIER,ASI	WHITE,JATA	COATES,ALA	FARMER,IND				
#6/10 OHIO STATE	11/13/15	88-80	w	4-0-1	4-3-2	17-13-0	DNP			
UNCG	11/15/15	92-44	w	3-2-6	5-3-1	12-7-0	0-1-0			
at Clemson	11/18/15	67-41	w	8-1-0	3-6-2	10-6-1	DNP			
at UCLA	11/22/15	68-65	w	0-0-0	2-2-0	12-12-0	DNP			
vs #16/18 Arizona State	11/27/15	60-58	w	2-1-0	0-2-0	6-7-1	DNP			
vs CSU Bakersfield	11/28/15	90-71	w	0-0-0	2-5-1	6-4-0	DNP			
at Hawaii	11/29/15	67-51	w	3-0-3	0-2-1	3-1-0	DNP			
#14/13 DUKE	12/06/15	66-55	w	0-2-3	0-5-1	16-7-0	DNP			
WINTHROP	12/13/15	86-37	w	9-2-3	4-9-1	29-16-0	0-1-0			
HAMPTON	12/16/15	86-48	w	6-2-5	8-7-0	22-12-2	DNP			
vs East Carolina	12/20/15	88-57	w	10-1-0	14-4-0	10-15-0	0-1-0			
ELON	12/22/15	78-63	w	7-1-3	2-2-0	16-8-0	DNP			
ARKANSAS	01/03/16	85-32	w	DNP	1-5-1	11-10-2	0-1-0			
at Vanderbilt	01/07/16	71-61	w	3-1-4	2-2-0	11-10-1	DNP			
#20/- MISSOURI	01/10/16	83-58	w	2-3-1	11-4-0	13-12-0	DNP			
at #9/9 Kentucky	01/14/16	73-62	w	0-1-0	0-5-0	9-11-1	DNP			
#15/11 TEXAS A&M	01/17/16	59-58	w	0-1-1	0-0-0	5-11-3	DNP			
at Auburn	01/21/16	74-58	w	1-2-3	9-2-0	17-10-2	DNP			
at #10/10 Mississippi S	01/24/16	57-51	w	2-1-1	0-0-0	6-11-1	DNP			
OLE MISS	01/28/16	81-62	w	3-0-5	3-2-0	13-14-2	DNP			
at #10/10 Texas A&M	01/31/16	70-63	w	0-1-1	0-0-0	12-10-6	DNP			
#18/18 KENTUCKY	02/04/16	78-68	w	DNP	1-3-1	27-13-2	DNP			
#1/1 UCONN	02/08/16	54-66	L	DNP	4-1-1	2-9-0	DNP			
#16/19 FLORIDA	02/11/16	86-71	w	DNP	6-5-0	14-11-3	DNP			
at #24/- Tennessee	02/15/16	62-56	w	DNP	0-1-1	0-10-1	DNP			
GEORGIA	02/18/16	61-51	w	DNP	DNP	7-8-1	DNP			
at Alabama	02/22/16	66-46	w	3-0-1	DNP	13-18-0	0-0-0			
at Ole Miss	2/25/16	66-45	w	8-1-5	DNP	11-14-0	0-0-0			



2015-16 South Carolina Basketball
#3/2 South Carolina Team Game-by-Game Comparison (as of Feb 25, 2016)
All games



Opponent	1st	2nd	Score	Mar	Total FG	FG Pct	3-Pointers	3FG Pct	Free Throws	FT Pct	Rebounds	Assist	T/Over	Block	Steal	Fouls	
#6/10 OHIO STATE	45/47	43/33	88-80	+8	31-69/26-80	.449/.325	3-11/10-23	.273/.435	23-35/18-20	.657/.900	51/42	+9	11/3	20/18	6/10	9/13	20/29
UNCG	53/25	39/19	92-44	+48	35-67/16-62	.522/.258	8-24/3-13	.333/.231	14-23/9-14	.609/.643	47/36	+11	25/4	10/21	10/2	15/6	15/21
Clemson	31/20	36/21	67-41	+26	23-63/14-43	.365/.326	7-25/3-7	.280/.429	14-28/10-14	.500/.714	41/36	+5	13/12	5/19	6/0	12/0	15/24
UCLA	32/31	36/34	68-65	+3	24-55/23-64	.436/.359	6-19/4-18	.316/.222	14-16/15-25	.875/.600	45/31	+14	12/10	2/19	4/3	6/13	19/21
#16/18 Arizona State	30/33	30/25	60-58	+2	24-58/21-61	.414/.344	1-11/8-20	.091/1.000	11-16/8-14	.688/.571	42/39	+3	6/10	2/19	3/1	10/11	16/15
CSU Bakersfield	45/37	45/34	90-71	+19	35-64/25-58	.547/.431	3-12/8-18	.250/.444	17-31/13-15	.548/.867	39/30	+9	18/16	5/11	5/0	5/2	12/27
Hawaii	29/22	38/29	67-51	+16	25-55/19-50	.455/.380	4-14/5-18	.286/.278	13-19/8-18	.684/.444	30/33	(3)	12/11	14/20	5/3	9/3	22/20
#14/13 DUKE	30/26	36/29	66-55	+11	24-57/21-59	.421/.356	2-10/3-10	.200/.300	16-28/10-13	.571/.769	43/36	+7	13/9	14/15	5/6	8/8	16/21
WINTHROP	47/13	39/24	86-37	+49	34-62/16-64	.548/.250	9-24/1-9	.375/.111	9-12/4-15	.750/.267	48/32	+16	25/9	13/14	16/4	10/9	13/16
HAMPTON	30/18	56/30	86-48	+38	28-58/19-61	.483/.311	6-16/5-21	.375/.238	24-31/5-8	.774/.625	52/19	+33	17/12	17/9	2/6	3/10	13/25
East Carolina	44/26	44/31	88-57	+31	31-66/19-69	.470/.275	5-18/6-23	.278/.261	21-28/13-14	.750/.929	54/37	+17	13/7	11/13	4/3	7/3	14/26
ELON	35/31	43/32	78-63	+15	30-63/23-52	.476/.442	8-19/4-13	.421/.308	10-14/13-19	.714/.684	34/26	+8	14/14	14/17	6/1	6/7	17/17
ARKANSAS	44/18	41/14	85-32	+53	33-63/13-54	.524/.241	11-23/1-12	.478/.083	8-13/5-10	.615/.500	48/26	+22	18/9	15/18	2/1	11/5	11/17
Vanderbilt	31/31	40/30	71-61	+10	25-50/22-53	.500/.415	10-22/4-20	.455/.200	11-23/13-15	.478/.867	30/29	+1	15/12	11/13	0/1	7/5	18/19
#20- MISSOURI	35/17	48/41	83-58	+25	24-57/18-58	.421/.310	3-14/4-21	.214/.190	15-25/11-18	.744/.857	39/37	+2	10/11	13/20	7/2	14/6	22/34
#9/9 Kentucky	28/32	45/30	73-62	+11	26-63/24-64	.413/.375	6-17/3-9	.353/.333	11-19/5-8	.579/.625	33/43	+1	13/7	11/13	10/2	3/3	16/22
#15/11 TEXAS A&M	26/27	33/31	59-58	+1	23-54/25-68	.426/.368	2-12/3-7	.167/.429	15-25/11-14	.650/.786	34/30	+4	20/14	12/13	1/1	7/7	15/16
Auburn	33/20	41/38	74-58	+16	27-52/19-55	.519/.345	7-19/9-27	.368/.333	13-20/11-14	.650/.766	40/31	+9	9/9	21/13	6/2	5/5	21/21
#10/10 Mississippi State	22/20	35/31	57-51	+6	19-44/16-59	.432/.271	4-13/3-13	.308/.231	15-23/16-17	.652/.941	45/28	+17	24/14	11/14	3/3	9/8	11/21
OLE MISS	40/26	41/36	81-62	+19	31-68/26-54	.456/.481	7-23/3-19	.304/.158	12-24/7-13	.500/.538	34/30	+4	14/16	16/17	5/6	9/6	16/21
#10/10 Texas A&M	25/31	45/32	70-63	+7	24-53/27-62	.453/.435	2-11/3-12	.182/.250	20-25/6-6	.800/1000	45/28	+4	15/11	17/11	6/1	8/4	17/31
#18/18 KENTUCKY	35/30	43/38	78-68	+10	26-50/28-69	.520/.406	2-12/2-8	.167/.250	24-35/10-14	.688/.714	39/32	+7	15/11	17/11	6/1	8/4	17/31
#1/1 UCONN	25/35	29/31	54-66	(12)	20-53/24-57	.377/.421	3-10/6-16	.300/.375	11-16/12-18	.688/.667	35/35	-	7/14	15/13	5/6	6/9	15/16
#16/19 FLORIDA	43/31	43/40	86-71	+15	28-57/27-69	.491/.391	8-19/8-22	.421/.364	22-30/17-22	.733/.773	44/30	+14	21/15	22/20	5/3	10/13	17/29
GEORGIA	24/21	38/35	62-56	+6	18-49/18-53	.367/.340	4-13/3-14	.308/.214	16-27/3-6	.593/.500	30/43	(13)	10/6	12/19	5/4	8/4	21/22
Alabama	27/13	34/38	61-51	+10	20-53/21-59	.377/.356	5-17/6-21	.294/.286	14-20/7-11	.700/.636	39/34	+5	10/14	17/21	4/5	13/7	16/23
Ole Miss	32/22	34/24	66-46	+20	23-60/18-63	.383/.286	6-17/3-28	.353/.107	18-26/10-17	.692/.588	58/31	+27	16/5	16/8	4/4	5/10	14/18
	34/19	32/26	66-45	+21	23-41/14-63	.561/.222	2-11/7-17	.182/.412			40/32	+8	17/9	29/23	7/2	16/11	17/22

Note: Game totals are displayed in the format TEAM/OPPONENT for each category



2015-16 South Carolina Basketball
#3/2 South Carolina Combined Team Statistics (as of Feb 25, 2016)
Last 5



RECORD:	OVERALL	HOME	AWAY	NEUTRAL
ALL GAMES	5-0	2-0	3-0	0-0
CONFERENCE	5-0	2-0	3-0	0-0
NON-CONFERENCE	0-0	0-0	0-0	0-0

##	Player	gp-gs	min	avg	Total		3-Point		F-Throw		Rebounds				pf	dq	a	to	blk	stl	pts	avg
					fg-fga	fg%	3fg-fga	3fg%	ft-fa	ft%	off	def	tot	avg								
22	WILSON, A'ja	5-5	154	30.8	32-57	.561	0-0	.000	22-30	.733	14	24	38	7.6	12	0	9	17	19	4	86	17.2
25	MITCHELL, Tiffany	5-4	164	32.8	22-58	.379	9-25	.360	22-25	.880	2	12	14	2.8	12	0	12	12	1	8	75	15.0
41	COATES, Alaina	5-5	154	30.8	18-29	.621	0-0	.000	9-18	.500	7	54	61	12.2	17	0	5	11	3	10	45	9.0
05	SESSIONS, Khadijah	5-5	129	25.8	7-23	.304	5-12	.417	17-29	.586	4	12	16	3.2	15	0	10	9	0	10	36	7.2
31	DOZIER, Asia	2-2	43	21.5	3-7	.429	2-6	.333	3-4	.750	0	1	1	0.5	0	0	6	5	1	0	11	5.5
04	CLINEY, Doniyah	5-3	81	16.2	7-18	.389	1-7	.143	9-12	.750	2	6	8	1.6	6	0	4	12	0	6	24	4.8
01	CUEVAS, Bianca	4-1	78	19.5	5-19	.263	2-6	.333	7-8	.875	3	5	8	2.0	4	0	12	14	0	8	19	4.8
23	ROY, Tina	5-0	105	21.0	7-26	.269	6-21	.286	0-0	.000	4	6	10	2.0	1	0	14	6	0	2	20	4.0
24	IMOVBIOH, Sarah	5-0	73	14.6	9-19	.474	0-0	.000	1-4	.250	10	15	25	5.0	13	0	1	5	0	3	19	3.8
40	WHITE, Jatarie	2-0	13	6.5	2-3	.667	0-0	.000	2-4	.500	1	5	6	3.0	4	0	1	2	1	1	6	3.0
44	FARMER, India	2-0	6	3.0	0-1	.000	0-0	.000	0-0	.000	0	0	0	0.0	0	0	0	1	0	0	0	0.0
Team											11	13	24		1		2					
Total.....		5	1000		112-260	.431	25-77	.325	92-134	.687	58	153	211	42.2	85	0	74	96	25	52	341	68.2
Opponents.....		5	1000		98-307	.319	27-102	.265	46-71	.648	65	105	170	34.0	114	6	49	91	18	45	269	53.8



2015-16 South Carolina Basketball
#3/2 South Carolina Combined Team Statistics (as of Feb 25, 2016)
Last 3



RECORD:	OVERALL	HOME	AWAY	NEUTRAL
ALL GAMES	3-0	1-0	2-0	0-0
CONFERENCE	3-0	1-0	2-0	0-0
NON-CONFERENCE	0-0	0-0	0-0	0-0

##	Player	gp-gs	min	avg	Total		3-Point		F-Throw		Rebounds				pf	dq	a	to	blk	stl	pts	avg
					fg-fga	fg%	3fg-fga	3fg%	ft-fa	ft%	off	def	tot	avg								
22	WILSON, A'ja	3-3	92	30.7	21-36	.583	0-0	.000	6-11	.545	10	13	23	7.7	6	0	7	12	10	1	48	16.0
25	MITCHELL, Tiffany	3-2	95	31.7	12-31	.387	5-14	.357	12-14	.857	1	8	9	3.0	7	0	6	7	1	7	41	13.7
41	COATES, Alaina	3-3	93	31.0	11-20	.550	0-0	.000	9-14	.643	7	33	40	13.3	10	0	1	8	3	3	31	10.3
01	CUEVAS, Bianca	2-1	45	22.5	4-10	.400	1-4	.250	5-6	.833	3	5	8	4.0	3	0	7	8	0	6	14	7.0
05	SESSIONS, Khadijah	3-3	79	26.3	4-17	.235	3-8	.375	6-14	.429	4	10	14	4.7	7	0	6	7	0	9	17	5.7
31	DOZIER, Asia	2-2	43	21.5	3-7	.429	2-6	.333	3-4	.750	0	1	1	0.5	0	0	6	5	1	0	11	5.5
24	IMOVBIOH, Sarah	3-0	49	16.3	6-12	.500	0-0	.000	1-2	.500	3	13	16	5.3	9	0	1	4	0	3	13	4.3
04	CLINEY, Doniyah	3-1	45	15.0	3-9	.333	0-4	.000	6-8	.750	1	3	4	1.3	4	0	2	5	0	4	12	4.0
23	ROY, Tina	3-0	53	17.7	2-11	.182	2-9	.222	0-0	.000	2	3	5	1.7	1	0	7	4	0	1	6	2.0
44	FARMER, India	2-0	6	3.0	0-1	.000	0-0	.000	0-0	.000	0	0	0	0.0	0	0	0	1	0	0	0	0.0
Team											8	9	17				1					
Total.....		3	600		66-154	.429	13-45	.289	48-73	.658	39	98	137	45.7	47	0	43	62	15	34	193	64.3
Opponents.....		3	600		53-185	.286	16-66	.242	20-34	.588	39	58	97	32.3	63	4	28	52	11	28	142	47.3



2015-16 South Carolina Basketball
#3/2 South Carolina Combined Team Statistics (as of Feb 15, 2016)
vs Ranked



RECORD:	OVERALL	HOME	AWAY	NEUTRAL
ALL GAMES	11-1	6-1	4-0	1-0
CONFERENCE	8-0	4-0	4-0	0-0
NON-CONFERENCE	3-1	2-1	0-0	1-0

##	Player	gp-gs	min	avg	Total		3-Point		F-Throw		Rebounds				pf	dq	a	to	blk	stl	pts	avg						
					fg-fga	fg%	3fg-fga	3fg%	ft-fta	ft%	off	def	tot	avg														
22	WILSON, A'ja	12-12	356	29.7	84-157	.535	0-0	.000	63-82	.768	36	81	117	9.8	31	0	14	33	49	11	231	19.3						
25	MITCHELL, Tiffany	12-12	398	33.2	53-143	.371	14-56	.250	48-56	.857	10	22	32	2.7	29	0	22	40	3	21	168	14.0						
41	COATES, Alaina	12-11	351	29.3	49-76	.645	0-0	.000	29-56	.518	23	102	125	10.4	32	0	18	20	11	20	127	10.6						
05	SESSIONS, Khadijah	12-12	360	30.0	29-66	.439	6-18	.333	36-56	.643	6	21	27	2.3	31	1	21	18	1	23	100	8.3						
23	ROY, Tina	12-5	274	22.8	19-73	.260	16-57	.281	3-7	.429	4	17	21	1.8	7	0	29	17	1	6	57	4.8						
01	CUEVAS, Bianca	12-0	174	14.5	17-64	.266	2-11	.182	18-27	.667	2	11	13	1.1	11	0	16	18	2	11	54	4.5						
04	CLINEY, Doniyah	8-2	110	13.8	10-23	.435	2-5	.400	7-12	.583	2	4	6	0.8	12	0	5	11	0	4	29	3.6						
24	IMOVBIQH, Sarah	12-1	131	10.9	16-27	.593	0-0	.000	2-9	.222	24	28	52	4.3	23	0	2	11	2	0	34	2.8						
40	WHITE, Jatarie	12-0	120	10.0	7-19	.368	0-1	.000	12-17	.706	10	19	29	2.4	21	0	6	12	3	4	26	2.2						
31	DOZIER, Asia	8-5	107	13.4	3-13	.231	0-4	.000	4-4	1.000	2	8	10	1.3	8	0	8	12	0	2	10	1.3						
00	COLLEY, Shay	2-0	16	8.0	0-2	.000	0-1	.000	0-0	.000	0	1	1	0.5	4	0	0	2	0	0	0	0.0						
03	DUCKETT, Kaydra	1-0	3	3.0	0-1	.000	0-0	.000	0-0	.000	0	0	0	0.0	1	0	0	0	0	0	0	0.0						
Team											20	21	41	1		4												
Total.....		12	2400	287-664		.432	40-153	.261	222-326	.681	139	335	474	39.5	211	1	141	198	72	102	836	69.7						
Opponents.....		12	2400	275-759		.362	56-175	.320	140-186	.753	165	276	441	36.8	282	10	123	193	50	92	746	62.2						

TEAM STATISTICS

	SC	OPP
SCORING	836	746
Points per game	69.7	62.2
Scoring margin	+7.5	-
FIELD GOALS-ATT	287-664	275-759
Field goal pct	.432	.362
3 POINT FG-ATT	40-153	56-175
3-point FG pct	.261	.320
3-pt FG made per game	3.3	4.7
FREE THROWS-ATT	222-326	140-186
Free throw pct	.681	.753
F-Throws made per game	18.5	11.7
REBOUNDS	474	441
Rebounds per game	39.5	36.8
Rebounding margin	+2.8	-
ASSISTS	141	123
Assists per game	11.8	10.3
TURNOVERS	198	193
Turnovers per game	16.5	16.1
Turnover margin	-0.4	-
Assist/turnover ratio	0.7	0.6
STEALS	102	92
Steals per game	8.5	7.7
BLOCKS	72	50
Blocks per game	6.0	4.2
ATTENDANCE	110923	38698
Home games-Avg/Game	7-15846	4-9170
Neutral site-Avg/Game	-	1-2020

Date	Opponent		Score	Att.
11/13/15	#6/10 OHIO STATE	w	88-80	16815
@ 11/27/15	vs #16/18 Arizona State	w	60-58	2020
12/06/15	#14/13 DUKE	w	66-55	16429
* 01/10/16	#20/- MISSOURI	w	83-58	15934
* 01/14/16	at #9/9 Kentucky	w	73-62	5527
* 01/17/16	#15/11 TEXAS A&M	w	59-58	15406
* 01/24/16	at #10/10 Mississippi State	w	57-51	10626
* 01/31/16	at #10/10 Texas A&M	w	70-63	8511
* 02/04/16	#18/18 KENTUCKY	w	78-68	15015
02/08/16	#1/1 UCONN	L	54-66	18000
* 02/11/16	#16/19 FLORIDA	w	86-71	13324
* 02/15/16	at #24/- Tennessee	w	62-56	12014

* = Conference game

@ = Rainbow Wahine Showdown (Honolulu, Hawaii)

< = Carolinas Challenge (Myrtle Beach, S.C.)

Score by Periods	1st	2nd	3rd	4th	Totals
#3/2 South Carolina	173	195	207	261	836
Opponents	171	179	190	206	746



2015-16 South Carolina Basketball
#3/2 South Carolina Combined Team Statistics (as of Feb 25, 2016)
Conference games



RECORD:	OVERALL	HOME	AWAY	NEUTRAL
ALL GAMES	15-0	7-0	8-0	0-0
CONFERENCE	15-0	7-0	8-0	0-0
NON-CONFERENCE	0-0	0-0	0-0	0-0

##	Player	gp-gs	min	avg	Total		3-Point		F-Throw		Rebounds			pf	dq	a	to	blk	stl	pts	avg			
					fg-fga	fg%	3fg-fga	3fg%	ft-fa	ft%	off	def	tot											
22	WILSON, A'ja	15-15	436	29.1	92-171	.538	0-0	.000	62-87	.713	42	87	129	8.6	37	0	25	39	52	9	246	16.4		
25	MITCHELL, Tiffany	15-14	461	30.7	72-175	.411	23-73	.315	59-71	.831	11	27	38	2.5	32	0	40	40	2	28	226	15.1		
41	COATES, Alaina	15-15	446	29.7	66-96	.688	0-0	.000	37-68	.544	34	139	173	11.5	39	0	25	25	12	20	169	11.3		
05	SESSIONS, Khadijah	15-15	419	27.9	33-72	.458	13-30	.433	37-60	.617	10	31	41	2.7	36	1	31	24	2	31	116	7.7		
23	ROY, Tina	15-2	336	22.4	36-102	.353	33-87	.379	4-9	.444	5	17	22	1.5	5	0	38	18	0	11	109	7.3		
01	CUEVAS, Bianca	14-1	232	16.6	20-69	.290	4-22	.182	18-24	.750	5	13	18	1.3	15	0	27	30	0	19	62	4.4		
04	CLINEY, Donyiah	13-3	163	12.5	15-38	.395	2-10	.200	14-22	.636	5	10	15	1.2	21	0	10	17	0	8	46	3.5		
24	IMOVBIQH, Sarah	15-0	180	12.0	20-40	.500	0-0	.000	3-13	.231	31	31	62	4.1	30	0	3	16	2	4	43	2.9		
40	WHITE, Jatarie	12-0	135	11.3	10-24	.417	0-2	.000	13-22	.591	11	18	29	2.4	19	0	3	9	3	4	33	2.8		
31	DOZIER, Asia	10-10	176	17.6	6-26	.231	4-19	.211	6-8	.750	2	9	11	1.1	9	0	22	16	1	2	22	2.2		
03	DUCKETT, Kaydra	1-0	7	7.0	0-0	.000	0-0	.000	0-0	.000	0	2	2	2.0	2	0	0	2	0	1	0	0.0		
44	FARMER, India	3-0	9	3.0	0-1	.000	0-0	.000	0-0	.000	0	1	1	0.3	0	0	0	1	0	0	0	0.0		
Team											26	30	56			1			2					
Total.....		15	3000	370-814		.455	79-243	.325	253-384	.659	182	415	597	39.8	246	1	224	239	74	137	1072	71.5		
Opponents.....		15	3000	316-903		.350	62-250	.248	148-207	.715	186	313	499	33.3	337	14	164	238	44	104	842	56.1		

TEAM STATISTICS	SC	OPP	Date	Opponent	Score	Att.
SCORING	1072	842	* 01/03/16	ARKANSAS	w 85-32	13407
Points per game	71.5	56.1	* 01/07/16	at Vanderbilt	w 71-61	2547
Scoring margin	+15.3	-	* 01/10/16	#20/- MISSOURI	w 83-58	15934
FIELD GOALS-ATT	370-814	316-903	* 01/14/16	at #9/9 Kentucky	w 73-62	5527
Field goal pct	.455	.350	* 01/17/16	#15/11 TEXAS A&M	w 59-58	15406
3 POINT FG-ATT	79-243	62-250	* 01/21/16	at Auburn	w 74-58	2419
3-point FG pct	.325	.248	* 01/24/16	at #10/10 Mississippi State	w 57-51	10626
3-pt FG made per game	5.3	4.1	* 01/28/16	OLE MISS	w 81-62	14313
FREE THROWS-ATT	253-384	148-207	* 01/31/16	at #10/10 Texas A&M	w 70-63	8511
Free throw pct	.659	.715	* 02/04/16	#18/18 KENTUCKY	w 78-68	15015
F-Throws made per game	16.9	9.9	* 02/11/16	#16/19 FLORIDA	w 86-71	13324
REBOUNDS	597	499	* 02/15/16	at #24/- Tennessee	w 62-56	12014
Rebounds per game	39.8	33.3	* 02/18/16	GEORGIA	w 61-51	16186
Rebounding margin	+6.5	-	* 02/22/16	at Alabama	w 66-46	2679
ASSISTS	224	164	* 2/25/16	at Ole Miss	w 66-45	1473
Assists per game	14.9	10.9				
TURNOVERS	239	238				
Turnovers per game	15.9	15.9				
Turnover margin	-0.1	-				
Assist/turnover ratio	0.9	0.7				
STEALS	137	104				
Steals per game	9.1	6.9				
BLOCKS	74	44				
Blocks per game	4.9	2.9				
ATTENDANCE	103585	45796				
Home games-Avg/Game	7-14798	8-5724				
Neutral site-Avg/Game	-	0-0				

* = Conference game

@ = Rainbow Wahine Showdown (Honolulu, Hawaii)

< = Carolinas Challenge (Myrtle Beach, S.C.)

Score by Periods	1st	2nd	3rd	4th	Totals
#3/2 South Carolina	210	269	284	309	1072
Opponents	171	187	225	259	842



2015-16 South Carolina Basketball
#3/2 South Carolina Combined Team Statistics (as of Feb 25, 2016)
All games



RECORD:	OVERALL	HOME	AWAY	NEUTRAL
ALL GAMES	27-1	13-1	11-0	3-0
CONFERENCE	15-0	7-0	8-0	0-0
NON-CONFERENCE	12-1	6-1	3-0	3-0

##	Player	gp-gs	min	avg	Total		3-Point		F-Throw		Rebounds			pf	dq	a	to	blk	stl	pts	avg	
					fg-fga	fg%	3fg-fga	3fg%	ft-fga	ft%	off	def	tot									
22	WILSON, A'ja	26-26	713	27.4	169-311	.543	0-0	.000	95-135	.704	74	153	227	8.7	63	1	38	58	84	18	433	16.7
25	MITCHELL, Tiffany	28-27	855	30.5	129-316	.408	47-137	.343	103-124	.831	27	55	82	2.9	53	0	66	73	6	48	408	14.6
41	COATES, Alaina	28-27	758	27.1	133-200	.665	0-0	.000	64-120	.533	72	218	290	10.4	71	0	29	48	37	33	330	11.8
05	SESSIONS, Khadijah	28-28	730	26.1	56-125	.448	16-43	.372	56-90	.622	19	56	75	2.7	65	1	67	42	2	55	184	6.6
01	CUEVAS, Bianca	27-1	466	17.3	57-165	.345	10-52	.192	45-61	.738	8	36	44	1.6	28	0	47	51	2	34	169	6.3
23	ROY, Tina	28-12	582	20.8	55-171	.322	51-145	.352	4-9	.444	8	35	43	1.5	11	0	69	29	1	14	165	5.9
24	IMOVBIOH, Sarah	28-3	392	14.0	53-88	.602	0-0	.000	23-51	.451	67	77	144	5.1	47	0	6	24	3	10	129	4.6
04	CLINEY, Doniyah	14-3	183	13.1	16-41	.390	3-12	.250	15-24	.625	5	10	15	1.1	23	0	11	18	0	8	50	3.6
31	DOZIER, Asia	22-13	372	16.9	24-69	.348	13-46	.283	13-16	.813	4	19	23	1.0	16	0	46	28	1	7	74	3.4
40	WHITE, Jatarie	25-0	330	13.2	27-73	.370	0-3	.000	27-43	.628	23	57	80	3.2	47	0	13	18	11	6	81	3.2
00	COLLEY, Shay	11-0	142	12.9	11-31	.355	3-12	.250	5-8	.625	8	12	20	1.8	18	0	13	16	1	7	30	2.7
03	DUCKETT, Kaydra	8-0	55	6.9	4-9	.444	1-3	.333	0-0	.000	1	7	8	1.0	8	0	5	4	1	3	9	1.1
44	FARMER, India	6-0	22	3.7	0-5	.000	0-3	.000	0-0	.000	1	3	4	0.7	2	0	0	1	2	0	0	0.0
Team											48	55	103		1		9					
Total.....		28	5600		734-1604	.458	144-456	.316	450-681	.661	365	793	1158	41.4	453	2	410	419	151	243	2062	73.6
Opponents.....		28	5600		582-1683	.346	128-459	.279	286-414	.691	345	586	931	33.2	615	22	295	436	89	198	1578	56.4

TEAM STATISTICS	SC	OPP	Date	Opponent	Score	Att.
SCORING	2062	1578	11/13/15	#6/10 OHIO STATE	w 88-80	16815
Points per game	73.6	56.4	11/15/15	UNCG	w 92-44	13607
Scoring margin	+17.3	-	11/18/15	at Clemson	w 67-41	1030
FIELD GOALS-ATT	734-1604	582-1683	11/22/15	at UCLA	w 68-65	2018
Field goal pct	.458	.346	@ 11/27/15	vs #16/18 Arizona State	w 60-58	2020
3 POINT FG-ATT	144-456	128-459	@ 11/28/15	vs CSU Bakersfield	w 90-71	2152
3-point FG pct	.316	.279	@ 11/29/15	at Hawaii	w 67-51	2073
3-pt FG made per game	5.1	4.6	12/06/15	#14/13 DUKE	w 66-55	16429
FREE THROWS-ATT	450-681	286-414	12/13/15	WINTHROP	w 86-37	13409
Free throw pct	.661	.691	12/16/15	HAMPTON	w 86-48	12117
F-Throws made per game	16.1	10.2	< 12/20/15	vs East Carolina	w 88-57	0
REBOUNDS	1158	931	12/22/15	ELON	w 78-63	13670
Rebounds per game	41.4	33.2	* 01/03/16	ARKANSAS	w 85-32	13407
Rebounding margin	+8.1	-	* 01/07/16	at Vanderbilt	w 71-61	2547
ASSISTS	410	295	* 01/10/16	#20/- MISSOURI	w 83-58	15934
Assists per game	14.6	10.5	* 01/14/16	at #9/9 Kentucky	w 73-62	5527
TURNOVERS	419	436	* 01/17/16	#15/11 TEXAS A&M	w 59-58	15406
Turnovers per game	15.0	15.6	* 01/21/16	at Auburn	w 74-58	2419
Turnover margin	+0.6	-	* 01/24/16	at #10/10 Mississippi State	w 57-51	10626
Assist/turnover ratio	1.0	0.7	* 01/28/16	OLE MISS	w 81-62	14313
STEALS	243	198	* 01/31/16	at #10/10 Texas A&M	w 70-63	8511
Steals per game	8.7	7.1	* 02/04/16	#18/18 KENTUCKY	w 78-68	15015
BLOCKS	151	89	02/08/16	#1/1 UCONN	L 54-66	18000
Blocks per game	5.4	3.2	* 02/11/16	#16/19 FLORIDA	w 86-71	13324
ATTENDANCE	207632	55089	* 02/15/16	at #24/- Tennessee	w 62-56	12014
Home games-Avg/Game	14-14831	11-4629	* 02/18/16	GEORGIA	w 61-51	16186
Neutral site-Avg/Game	-	3-1391	* 02/22/16	at Alabama	w 66-46	2679
			* 2/25/16	at Ole Miss	w 66-45	1473

Score by Periods	1st	2nd	3rd	4th	Totals
#3/2 South Carolina	455	500	545	562	2062
Opponents	363	359	423	433	1578

* = Conference game

@ = Rainbow Wahine Showdown (Honolulu, Hawaii)

< = Carolinas Challenge (Myrtle Beach, S.C.)