

# SOUTH CAROLINA WOMEN'S BASKETBALL 2017-18

Dir. of Communications/PR: Diana Koval | Office: 803.777.7977 | Cell: 314.369.6050 | Email: dkoval@mailbox.sc.edu | Twitter: @DianaKovalSID  
 Website: www.GamecocksOnline.com | Twitter: @GamecockWBB | Instagram: @GamecockWBB | Facebook: @GamecockWBB | Snapchat: @GamecockWBB

## Game 17 January 14, 2018 • Columbia, S.C. • Colonial Life Arena (18,000)

### Schedule/Results

Nov. 3	Coker (Exh.)	W, 116-56
Nov. 10	Alabama State (SECN+)	W, 99-31
Nov. 13	at #15/13 Maryland (ESPN2)	W, 94-86
Nov. 16	at Clemson	W, 66-36
Nov. 19	Wofford (SECN+)	W, 94-60

#### Gulf Coast Showcase (Estero, Fla.)

Nov. 24	vs. Rutgers	W, 78-68
Nov. 25	vs. St. John's	W, 76-58
Nov. 26	vs. #6/6 Notre Dame	L, 85-92

Nov. 30	Western Carolina (SECN+)	W, 101-43
Dec. 3	#14/16 Duke (SECN)	W, 72-52
Dec. 5	CofC (SECN+)	W, 69-43
Dec. 17	Savannah State (SECN+)	W, 99-38
Dec. 21	at Temple	W, 87-60
Dec. 31	#22/21 Texas A&M* (SECN)	W, 61-59
Jan. 4	at Ole Miss* (SECN+)	W, 88-62
Jan. 7	at #15/15 Missouri* (ESPN2)	L, 74-83
Jan. 11	Auburn* (SECN+)	W, 71-63
Jan. 14	#6/6 Tennessee* (ESPN2)	1 p.m.
Jan. 18	at Vanderbilt* (SECN+)	8 p.m.
Jan. 21	at Kentucky* (ESPNU)	Noon
Jan. 25	Arkansas* (SECN)	6:30 p.m.
Jan. 28	Missouri* (ESPN2)	6 p.m.
Feb. 1	UConn (ESPN)	7 p.m.
Feb. 5	at Mississippi State* (ESPN2)	7 p.m.
Feb. 8	at Alabama* (SECN)	7 p.m.
Feb. 11	Florida* (SECN)	1 p.m.
Feb. 15	at Georgia* (SECN+)	7 p.m.
Feb. 18	Kentucky* (SECN)	3 p.m.
Feb. 22	LSU* (SECN)	6:30 p.m.
Feb. 25	at Tennessee* (ESPNU/2)	12/4 p.m.

#### SEC Tournament (Nashville, Tenn.)

Feb. 28	First Round (SECN)
Mar. 1	Second Round (SECN)
Mar. 2	Quarterfinals (SECN)
Mar. 3	Semifinals (ESPNU)
Mar. 4	Final (ESPN2)

All Times Listed as Eastern and are subject to change  
 \* indicates SEC Game  
 Television outlet listed in parentheses – SECN is SEC Network; SECN+ is SEC Network online via WatchESPN

### “We Are”

Each season South Carolina head coach Dawn Staley chooses a theme for her team and its legion of fans to rally around. This season's theme of “We Are” is one that embraces the connection between her team and its fans.

The Gamecocks will employ various “We Are” statements to highlight some of their core traits throughout the season. They also invite fans to share their “We Are” statements to further illustrate how much the team is a reflection of its fans.

### South Carolina Gamecocks 14-2, 3-1 SEC



**Ranking:** 9/8 (AP/Coaches)  
**Head Coach:** Dawn Staley  
**Record at SC:** 235-82 (10th)  
**Career Record:** 407-162 (18th)  
**Top Scorer:** A'ja Wilson (23.2)  
**Top Reb.:** A'ja Wilson (11.1)

VS.



### Tennessee Lady Vols 15-1, 3-1 SEC

**Ranking:** 6/6  
**Coach:** Holly Warlick  
**Record at UT:** 143-47 (6th)  
**Career Record:** Same  
**Top Scorer:** Jaime Nared (17.4)  
**Top Reb.:** Jaime Nared (8.8)

### Game Information

**Tickets:** \$9 adults, \$5 youth  
**Doors Open:** 11:30 a.m.  
**Radio:** 107.5 The Game (Brad Muller)

**Broadcast:** ESPN2 (Beth Mowins, ppx; Debbie Antonelli, analyst; Steffi Sorensen, sideline)  
**Live Stats:** Gamecocks.StatBroadcast.com

### Series History

South Carolina Record	Last Five	Result	Location
..... 5-46			
<b>In Columbia</b> ..... 2-20	1/30/17	L, 74-76	Columbia
<b>In Knoxville</b> ..... 1-21	2/15/16	W, 62-56	Knoxville
<b>At Neutral Site</b> ..... 1-4	3/8/15	W, 62-46	N. Little Rock Ark.
<b>Staley Era</b> ..... 4-9	2/23/15	W, 71-66	Columbia
<b>Current Streak</b> ..... Lost 1	3/2/14	L, 61-73	Knoxville












### South Carolina Notables

- South Carolina is in its 44th season of women's basketball and its 10th under the tutelage of head coach Dawn Staley. The reigning national champion Gamecocks have won four straight SEC regular-season titles, three consecutive SEC Tournament crowns and played in five of the last six NCAA Sweet 16s.
- Today's game pits the SEC's most efficient offense (.498 field goal percentage) against its most effective defense with South Carolina shooting a league-best 49.8 percent from the field and Tennessee leading the league with .344 field goal percentage defense.
- South Carolina's A'ja Wilson stands alone in ranking among the top 40 players in the nation in scoring, rebounding and blocked shots, coming in fourth, 15th and sixth in those categories, respectively. All three averages – 23.2 ppg, 11.1 rpg, 3.3 bpg – are the highest of her career, despite playing against multiple defenders a majority of her time on the court.
- Sophomore guard Tyasha Harris is making her bid to be counted among the best point guards in the country with her 6.9 assists per game ranking ninth in the nation and her 2.9 steals per contest coming in 24th. She has five double-doubles this season, including in the Gamecocks' last two games, and has scored in double figures in six straight contests. In SEC play, she is the team's second-leading scorer (11.8 ppg) while handing out 8.5 assists per game.

### Tale of the Tape

Overall	South Carolina			Tennessee			
	SEC Rank	SEC Only	SEC Rank	SEC Only	SEC Rank	SEC Rank	
82.1	3rd	73.5	T-3rd	73.8	2nd	84.7	2nd
58.4	6th	66.8	6th	65.0	5th	62.7	9th
.498	1st	.457	3rd	.441	5th	.471	3rd
.348	3rd	.406	6th	.361	2nd	.344	1st
.335	8th	.344	5th	.288	11th	.322	9th
5.1	10th	5.3	T-7th	4.8	T-11th	5.3	9th
.344	13th	.358	12th	.309	5th	.250	1st
.682	8th	.711	10th	.784	4th	.722	5th
15.4		14.8		14.5		18.6	
+8.7	3rd	+4.3	5th	+9.8	1st	+11.6	1st
17.5	3rd	16.3	3rd	20.0	1st	18.0	1st
+3.8	4th	+0.0	T-7th	-4.5	11th	-0.6	11th
9.4	3rd	6.8	T-8th	8.3	3rd	9.3	4th
6.6	1st	6.3	2nd	6.0	3rd	5.2	4th

# 2017-18 South Carolina Media Roster

0		<b>Victoria Patrick</b> 5-8 • So. • Guard • Orlando, Fla.	PPG <b>2.1</b> RPG <b>0.5</b> APG <b>0.7</b> FG% <b>.233</b> FT% <b>1.00</b>	LAST 5: 2.8 ppg, 0.8 apg, 4 3-pointers NOTABLE: Solid shooting guard eager to get more minutes this season ... has played in all but one contest this season, including 3 games of 20+ minutes ... showed great form at Ole Miss with career-high 11 points.	<b>Career Highs</b> Pts: 11 at Ole Miss, 1/4/18 Reb: 2, 6x, at Ole Miss, 1/4/18 Ast: 2, 2x at Temple, 12/21/17 Stl: 2 vs. Saint Peter's, 11/22/16
1		<b>Bianca Cuevas-Moore</b> 5-6 • Sr. • Guard • Bronx, N.Y. <i>kway-VAHS</i>	PPG -- RPG -- APG -- FG% -- FT% --	LAST 5: DNP NOTABLE: Will sit out season with knee injury ... speedy, crafty guard ... great spark, change of pace off bench ... on Nancy Lieberman Award Watch List (top point guard in the nation).	<b>Career Highs</b> Pts: 25 vs. Georgia, 1/12/17 Reb: 6, 2x, at Georgia, 1/26/17 Ast: 7 at Auburn, 1/5/17 Stl: 6 at Texas A&M, 2/23/17
4		<b>Doniyah Cliney</b> 6-0 • Jr. • Guard • Newark, N.J. <i>dawn-YAY CLY-nee</i>	PPG <b>7.9</b> RPG <b>3.6</b> APG <b>2.1</b> FG% <b>.440</b> FT% <b>.680</b>	LAST 5: 9.4 ppg, 3.2 rpg, 1.4 apg, 1.4 spg NOTABLE: Athletic guard, good size ... steady development, stat stuffer who can contribute in many ways ... 6 double-figure scoring games this season, including 3 of last 5 ... 6 games of 3 or more assists.	<b>Career Highs</b> Pts: 16 vs. Texas A&M, 12/31/17 Reb: 9 vs. Clemson, 12/15/16 Ast: 6, 2x, vs. Kentucky, 2/2/17 Stl: 5 vs. Ala. St., 11/10/17
10		<b>Bianca Jackson</b> 5-10 • Fr. • Guard • Montgomery, Ala.	PPG <b>6.3</b> RPG <b>3.7</b> APG <b>2.4</b> FG% <b>.425</b> FT% <b>.786</b>	LAST 5: 8.6 ppg, 3.6 rpg, .500 3FG% (9-14) NOTABLE: Dangerous on both ends of the floor ... 7 starts ... most minutes among SC freshmen (27.1/gm) ... 10th in SEC in 3FG% (.390) ... named ASWA 5A Miss Basketball (2017).	<b>Career Highs</b> Pts: 16 at Temple, 12/21/17 Reb: 10 vs. CoFC, 12/5/17 Ast: 7 at Clemson, 11/16/17 Stl: 3 vs. Savannah St., 12/17/17
11		<b>Lindsey Spann</b> 5-6 • R-Sr. • Guard • Laurel, Md.	PPG <b>11.4</b> RPG <b>1.4</b> APG <b>2.0</b> FG% <b>.489</b> FT% <b>.778</b>	LAST 5: 4 gms - 7.5 ppg, 8 3-pointers NOTABLE: Good shooter because takes the right shots ... hitting 46.9% from 3-pt range ... 3rd on team in ppg, four 15+ point games ... missed 5 gms with knee injury, returned vs. Texas A&M.	<b>Career Highs</b> Pts: 31 vs. Saint Peter's, 11/13/16* Reb: 9, 2x, vs. Marshall, 12/3/16* Ast: 8, 2x, vs. Wofford, 11/19/17 Stl: 1, 6x, vs. TAMU, 12/31/17 * indicates while at Penn State
21		<b>Mikiah Herbert Harrigan</b> 6-2 • So. • For. • Pembroke Pines, Fla. <i>muh-KEE-uh</i>	PPG <b>7.3</b> RPG <b>3.3</b> BPG <b>1.1</b> FG% <b>.543</b> FT% <b>.771</b>	LAST 5: 4.8 ppg, 2.6 rpg, .588 FG% NOTABLE: Versatile forward with skill on both ends of the court ... good mid-range game to free up drives ... looking for consistency ... 5 games of 10+ points ... strong when needed in 1st half at Mizzou.	<b>Career Highs</b> Pts: 21 vs. Savannah St., 12/17/17 Reb: 10 vs. Georgia, 3/3/17 Blk: 4, 2x, vs. CoFC, 12/5/17 Stl: 2, 4x, at Missouri, 1/7/18
22		<b>A'ja Wilson</b> 6-5 • Sr. • Forward • Hopkins, S.C. <i>A-zhub</i>	PPG <b>23.2</b> RPG <b>11.1</b> BPG <b>3.3</b> FG% <b>.573</b> FT% <b>.689</b>	LAST 5: 21.0 ppg, 11.8 rpg, 4.6 bpg, 1.6 apg NOTABLE: Team captain ... versatile scorer still expanding range ... 4th in nation in ppg, 15th in rpg, 6th in bpg, 5th in dbl-dbls (12) ... Lisa Leslie Award, Wooden, Wade and Naismith Watch Lists ... US Nat'l Team Pool.	<b>Career Highs</b> Pts: 34 vs. Notre Dame, 11/26/17 Reb: 19, 2x, vs. Stanford, 3/31/17 Blk: 8, 3x, vs. Temple, 12/21/17 Stl: 5 vs. Vanderbilt, 2/16/17
23		<b>LaDazia Williams</b> 6-2 • Fr. • Forward • Bradenton, Fla. <i>luh-DAY-zhub</i>	PPG <b>1.6</b> RPG <b>1.5</b> BPG <b>0.2</b> FG% <b>.350</b> FT% <b>.313</b>	LAST 5: 4 gms - 0.3 bpg, 3.5 mpg NOTABLE: Can face up or score at the rim ... still finding footing at this level ... played in 13 games, 7.0 mins/game ... best game vs. Western Carolina ... top-50 recruit in Class of 2017 ... FABC 8A Player of the Year (2017).	<b>Career Highs</b> Pts: 11 vs. W. Carolina, 11/30/17 Reb: 8 vs. W. Carolina, 11/30/17 Blk: 2 vs. Alabama St., 11/10/17 Stl: 1 vs. W. Carolina, 11/30/17
24		<b>LeLe Grissett</b> 6-0 • Fr. • Forward • Durham, N.C. <i>LEE-lee grih-SET</i>	PPG <b>4.1</b> RPG <b>2.8</b> BPG <b>0.2</b> FG% <b>.478</b> FT% <b>.512</b>	LAST 5: 1.6 ppg, 2.4 rpg, 0.6 spg NOTABLE: Lithe, versatile athlete with speed, quickness and leaping ability ... finding more offensive consistency ... 1st career start vs. Savannah St. ... near double-double at Clemson (10 pts/8 rebs).	<b>Career Highs</b> Pts: 10, 2x, vs. CoFC, 12/5/17 Reb: 8 at Clemson, 11/16/17 Ast: 3, 2x, vs. Sav. St., 12/17/17 Stl: 4 vs. Alabama St., 11/10/17
35		<b>Alexis Jennings</b> 6-2 • R-Jr. • Forward • Madison, Ala.	PPG <b>11.8</b> RPG <b>7.1</b> BPG <b>1.1</b> FG% <b>.606</b> FT% <b>.736</b>	LAST 5: 10.0 ppg, 6.6 rpg, .857 FT % NOTABLE: Strong, physical presence inside ... creates great target for entry passes and seals lane well ... 17th in SEC in rpg, 26th in ppg ... 11 double-digit scoring games ... 3 dbl-dbls, including 2 against ranked foes.	<b>Career Highs</b> Pts: 28 vs. Morehead St., 11/18/15* Reb: 13, 2x, vs. Sav. St., 12/17/17 Blk: 6 vs. Oklahoma, 3/21/16* Stl: 3, 3x, at Ole Miss, 1/4/18 * indicates while at Kentucky
52		<b>Tyasha Harris</b> 5-10 • So. • Guard • Noblesville, Ind. <i>ty-A-shub</i>	PPG <b>10.5</b> RPG <b>2.8</b> APG <b>6.9</b> FG% <b>.461</b> FT% <b>.771</b>	LAST 5: 12.0 ppg, 9.0 apg, 2.2 spg, .521 FG% NOTABLE: Team captain ... 1st in SEC/9th in nation in assists (6.9) and 1st in steals ... has logged at least 10 assists in 4 of the last 6 games, notching 4 double-doubles over the stretch ... Preseason Second-Team All-SEC.	<b>Career Highs</b> Pts: 20 at Maryland, 11/13/17 Reb: 6, 2x, vs. Auburn, 1/11/18 Ast: 12 vs. Savannah St., 12/17/17 Stl: 6, 2x, vs. Sav. St., 12/17/17

**Starter** Reserve

Based on most recent game

## Quick Facts

### The University

**Location:** Columbia, S.C.

**Founded:** 1801

**Enrollment:** 34,099

**Colors:** Garnet (PMS 202C) and Black

**Nickname:** Gamecocks

**Conference:** Southeastern

**President:** Dr. Harris Pastides

**Athletics Director:** Ray Tanner

**Facility:** Colonial Life Arena (18,000)

### Coaching Staff

**Head Coach:** Dawn Staley

**Alma Mater:** Virginia, 1992

**Overall Record:** 407-162 (18th season)

**School Record:** 235-82 (10th season)

**Assoc. Head Coach (Alma Mater):**

Lisa Boyer (Ithaca, 1979)

**Assistant Coaches (Alma Mater):**

Fred Chmiel (Excelsior, 2001)

Jollette Law (Iowa, 1990)

### Team Information

**2016-17 Record:** 33-4

Home: 15-1 Away: 10-3 Neutral: 8-0

**SEC Record (Finish):** 14-2 (1st)

Home: 7-1 Away: 7-1

**Letterwinners Returning/Lost:** 6/5

**Starters Returning/Lost:** 2/3

### Program History

**First Year of Women's Basketball:** 1974-75

**All-Time Record:** 816-510 (44th season)

**All-Time SEC Record:** 164-61 (27th season)

**NCAA Appearances (Last):** 14 (2017)

**NCAA Tournament Record:** 25-13

**2017 NCAA Result:** National Champion, W vs. 67-

55, Mississippi State, Dallas, Texas

**WNIT Appearances (Last):** 4 (2011)

**WNIT Record:** 3-4

### Media Relations

**Women's Basketball Contact:** Diana Koval

**Office:** 803.777.7977

**Cell:** 314.369.6050

**Email:** dkoval@mailbox.sc.edu

**Press Row Phone:** 803.777.6182

**Athletics Department on the Web**

**Website:** GamecocksOnline.com

**Twitter:** @GamecocksOnline

**Instagram:** @GamecocksOnline

**Facebook:** Facebook.com/GamecocksOnline

**YouTube:** YouTube.com/GamecocksOnline

**Women's Basketball on Social Media**

**Twitter:** @GamecockWBB

**Instagram:** @GamecockWBB

**Facebook:** @GamecockWBB

**SnapChat:** @GamecockWBB

**Head Coach on Social Media**

**Twitter:** @DawnStaley

**Instagram:** @Staley05

### Current Streaks

	Total	Home	Road	Neut.
Overall	W1	W13	L1	L1
SEC	W1	W5	L1	—
Non-Conference	W5	W16	W3	L1
Ranked Teams	L1	W6	L1	L1

### By the Numbers

- Gamecocks all-time who have recorded a school-record five points-assists double-doubles after Tyasha Harris joined the group with her 12-point, 11-assists outing against Auburn (Jan. 11)
- Active SEC coaches with 100 regular-season league victories after Dawn Staley joined the group against Auburn (Jan. 11)
- Individual stats in which a Gamecock leads the SEC – assists and steals per game by Tyasha Harris and points and blocks per game by A'ja Wilson
- Points per game against ranked opponents this season by Tyasha Harris, who averages 9.8 against unranked foes
- Rebounds needed by A'ja Wilson to reach 1,000 in her career

### Tennessee Series Notes

The Lady Vols lead the series 46-5, but four of the Gamecocks' wins have come in the last five seasons, including three of the last four meetings.

Last season's battle in Columbia came down to a rollercoaster fourth quarter that saw the Lady Vols build a double-digit lead midway through the period. South Carolina got key points from A'ja Wilson and Bianca Cuevas-Moore, whose second 3-pointer of the period tied the game with 15 seconds left before Jaime Nared drew a foul and hit the resulting free throws to deliver the 76-74 Lady Vol victory, which snapped a three-game skid to South Carolina.

South Carolina's results vs. Tennessee since the arrival of head coach Dawn Staley:

Date	W/L	Score	Site	Rank (SC/UT)
1/30/17	L	74-76	H	4/-
2/15/16	W	62-56	A	3/24
3/8/15	W	62-46	N	3/5
2/23/15	W	71-66	H	2/6
3/2/14	L	61-73	A	4/10
1/3/13	L	53-73	H	18/12
3/3/12	L	58-74	N	25/13
2/2/12	W	64-60	A	-/8
2/17/11	L	60-82	A	-/4
1/20/11	L	56-71	H	-/5
1/31/10	L	55-60	H	-/5
1/7/10	L	62-79	A	-/4
1/18/09	L	56-68	A	-/13

### Holding Home Court

The Gamecocks are 430-155 all-time on their home court, including a 187-61 mark in Colonial Life Arena.

## Gamecocks in the Rankings

(Through games of 1/11)

Team	SEC	NCAA	Actual
Scoring Offense	3	20	82.1
Scoring Defense	6	52	58.4
Scoring Margin	2	7	+23.8
Field Goal Percentage	1	5	.498
Field Goal %age Def.	3	18	.348
3-Point FG %age	8	108	.335
3-Point FG %age Def.	13	302	.344
3-Point FG Made/Gm.	10	252	5.1
Free Throw Percentage	8	203	.682
Rebounding Offense	7	68	41.3
Rebounding Defense	3	—	32.6
Rebounding Margin	3	25	+8.7
Assists Per Game	3	27	17.5
Steals Per Game	3	86	9.4
Turnover Margin	4	55	+3.8
Turnovers Per Game	—	22	12.8
Assist-to-Turnover Ratio	2	16	1.4
Blocked Shots Per Game	1	7	6.6
Home Attendance Avg.	1	1	12,723

South Carolina is 123-27 at home during the Dawn Staley era and has lost just twice in its last 75 home games, including undefeated home seasons in 2013-14 and 2014-15. The Gamecocks have won 35 of their last 36 SEC regular-season home games dating back to the 2012-13 season.

### Ranked Readings

With a 3-2 mark this season, South Carolina is 53-47 against nationally ranked opponents under head coach Dawn Staley, although that record is skewed by the early seasons of her tenure as the Gamecocks are 38-8 versus ranked foes since the start of the 2014-15 campaign. South Carolina is 17-5 against top-10 opponents during that time.

### SEC Stories

Head coach Dawn Staley has built the Gamecocks into a consistent SEC contender with four straight regular-season titles, shirking decades of difficulty in the nation's best women's basketball conference.

In her 10th SEC season at the helm, Staley boasts a 100-46 (.685) conference regular-season record and has finished outside the league's top five just twice – an unprecedented achievement for a program that had finished INSIDE the top five only two times in the previous 17 seasons. Staley's 100 wins include six seasons of double-digit league victories – 10 in 2012; 11 in 2013; an SEC-best 14 in 2014, 15 in 2015 and 16 in 2016; and 14 in 2017 – and account for 61.0 percent of the program's all-time 164 league wins.

Staley's SEC regular-season record includes a 55-19 (.743) mark at home and a 45-27 (.625) slate on the road.

### Staying Power

South Carolina head coach Dawn Staley is in her 10th season at the helm after guiding the Gamecocks into the postseason seven times in her first nine seasons in Columbia, including the 2017 National Championship and five other Sweet 16 berths.

With a .715 (407-162) winning percentage over her 18 seasons as a head coach, Staley is 23rd among active NCAA Div. I head coaches with at least 10 years of experience and is the best among SEC head coaches.

Staley is the third-longest tenured coach currently in the SEC, and her 10.8 league wins per season is best among the group. During the Gamecocks' current four-year run as SEC champion, the program averaged 14.8 conference wins per season.

Tyasha Harris	SEC	NCAA	Actual
Assists Per Game	1	9	6.9
Steals Per Game	1	24	2.9
Assist-to-TO Ratio	3	22	2.8
Bianca Jackson	SEC	NCAA	Actual
3-Pt. FG Percentage	10	—	.390
Alexis Jennings	SEC	NCAA	Actual
Points Per Game	26	—	11.8
Rebounds Per Game	17	243	7.1
Field Goal Percentage	4	—	.605
A'ja Wilson	SEC	NCAA	Actual
Points Per Game	1	4	23.2
Rebounds Per Game	3	15	11.1
Field Goal Percentage	8	26	.573
Blocked Shots Per Game	1	6	3.3
Off. Rebounds Per Game	9	—	3.1
Double-Doubles	2	5	12.0



# A'JA WILSON

6-5 • Senior • F • Hopkins, S.C.

*Career averages » 16.6 PPG, 8.1 RPG, 2.6 BPG*

## HONOR ROLL

- USA Basketball National Team Pool
- Preseason National Player of the Year (espnW)
- Two-Time Consensus First-Team All-American
- Two-Time National Player of the Year Finalist
- Two-Time SEC Player of the Year
- Three-Time First-Team All-SEC
- 2017 NCAA Final Four MOP; SEC Tourn. MVP

## BY THE NUMBERS

- 2nd** » in points (2013) among active SEC players
- 3** » categories that she leads active SEC players:  
rebounds (981), double-doubles (42), blocks (311)
- 3rd** » player in school history to reach 2,000 points
- 9** » games of at least 25 points this season
- 14** » career outings with at least five blocks
- 17.3** » points per game against ranked foes (career)
- 35** » career 20-point games
- 61** » times as the team's top scorer (career)
- 105** » double-figure outings in 121 career games
- 311** » career blocked shots (school record)

## WHAT THEY'RE SAYING

"A'ja Wilson is going to be a beast. When I first saw her, I was actually taken aback by her size; I didn't realize she was going to be that tall. Then, immediately I noticed how agile she was, her ability to move at that size." - Sue Bird, Guard, Seattle Storm and USA Basketball

"She is just so fiercely competitive and more aggressive and willing to play more physical. I think every part of her game has improved. She's a pretty special player. She's got a lot of intangible qualities as well." - Joanne P. McCallie, Duke Head Coach

"I see a tremendous player who has developed into somebody who is really special. She's reading the defense a lot quicker. She's very complete. I don't think there's another player in the country like her from a collegiate or pro standpoint. Her ability to dribble the basketball, consistently make outside shots, rebound the basketball on both sides of the court." - Dawn Staley, South Carolina Head Coach

## Rankings Review

South Carolina is ranked eighth in this week's Associated Press Poll, making it 102nd consecutive entry for the Gamecocks in the poll – the fifth-longest active streak in the nation.

The Gamecocks have spent 78 straight weeks in the nation's top 10 and are one of just three teams to have stayed among the nation's top 10 every week since the start of the 2014-15 season. In the 67 polls since the start of the 2014-15 season, South Carolina has spent 59 in the top five, trailing UConn's 67 such weeks and leading Notre Dame's 55 top-five entries.

## Tough Road Ahead

South Carolina's 2017-18 schedule includes 11 games against teams either ranked in this week's AP and/or USA Today Coaches Poll or ranked at the time of their game.

So far, the Gamecocks are 2-1 in those games – topping then-#15/13 Maryland and then-#14/16 Duke while falling to then-#6/6 Notre Dame. While not ranked at the time of its game against the Gamecocks, Rutgers is now ranked #21/19. Only one non-conference game remains against a currently ranked opponent – #1/1 UConn Feb. 1.

Including the Gamecocks at #9/8, the SEC boasts five teams in this week's rankings – Mississippi State (4/3), Tennessee (6/6), Missouri (12/13), and Texas A&M (17/16). South Carolina play Tennessee and Missouri twice this season.

## All-Around A'ja

Few players in the country are as versatile as South Carolina senior forward A'ja Wilson. Averaging 23.2 points, 11.1 rebounds and 3.3 blocks, she ranks fourth, 15th and sixth in the nation in those categories, respectively, making her the only player in the nation to be in the top 40 of all three categories.

Only nine players in the nation are among the top 50 in both scoring and rebounding, and just three others join Wilson ranked in the top 25 of both – Megan Gustafson, Iowa (22.7 ppg/12.6 rpg), Tanaya Atkinson, Temple (22.2 ppg/10.4 rpg) and Teaira McCowan, Mississippi State (21.0/12.7).

Reading defenses more quickly than before, Wilson has also responded to her head coach's challenge to expand her skill set, improving her ball-handling to allow her to rebound and immediately start the fast break and even run the offense from the point guard position at times and developing consistency on her outside shot, of which she has hit 4-of-8 from 3-point range. The growth in her game helps both the Gamecocks, as opponents will have a more difficult time locating her for double-teaming, and Wilson's preparedness for the next step in her basketball career.

## Quarter Breakdown

Through 16 games this season, South Carolina has out-scored its opponent in all but 14 quarters and has out-paced its opponent by double digits 25 times in the 64 quarters, including a season-high differential of 22 points (27-5) in the first quarter against Alabama State (Nov. 10).

South Carolina has shot at least 50.0 percent from the field 37 times in its 64 quarters of action, led by a its 73.3 percent accuracy in the first quarter against Auburn (Jan. 11).

Defensively, South Carolina has held an opponent to single digits in a quarter 13 times this season with five of those quarters resulting in five or fewer points, including a program-record low of three points by Savannah State (Dec. 17) in the third quarter. An opponent has shot to 20.0 percent or less from the field in 14 quarters, including a program-record low of 5.6 percent by College of Charleston (Dec. 5) in the second quarter.

Individually, A'ja Wilson leads the Gamecocks with 10 double-digit scoring quarters and has the highest-scoring quarter this season with 18 points in the fourth against #6/6 Notre Dame (Nov. 26). Alexis Jennings has two double-digit quarters, and Tyasha Harris and Lindsey Spann each have one.

Here's a more detailed look at the quarter-by-quarter production for the Gamecocks this season:

Qtr.	SC/Opp Avg. Pts	SC/Opp FG%	Avg. Pts. Margin
1	23.1/11.8	.531/.312	+11.4
2	17.8/12.4	.445/.286	+5.4
3	20.7/17.1	.502/.411	+3.6
4	20.5/17.2	.506/.400	+3.3

## Location, Location, Location

The Gamecock frontcourt simply reloaded this season, and South Carolina averages 41.9 points in the paint this season, making up 51.0 percent of its offense. In fact, 68.0 percent of the team's made field goals this season have come in the paint.

The Gamecocks are out-pacing their opponents in that space by 17.9 points per game, and their interior advantage has been at least 20 points five times, including twice with a season-high 48 – against Alabama State (Nov. 10) and Western Carolina (Nov. 30). Only two opponents has out-scored South Carolina in the paint this season – #6/6 Notre Dame (Nov. 26) 58-42, #15/15 Missouri (Jan. 7) 28-34 – which are also the Gamecocks' only losses this season.

South Carolina's starting frontcourt of Alexis Jennings and A'ja Wilson have accounted for 42.6 percent of the Gamecocks' scoring this season, averaging a combined 35.0 points per game.

## 2017-18 Double-Doubles

### Tyasha Harris (5)

11/30	Western Carolina	10 pts/10 assts
12/17	Savannah State	14 pts/12 assts
12/21	at Temple	13 pts/11 assts
1/7	at Missouri	14 pts/10 assts
1/11	Auburn	12 pts/11 assts

### Alexis Jennings (3)

11/13	at Maryland	11 pts/13 rebs
12/3	Duke	21 pts/10 rebs
12/17	Savannah State	10 pts/13 rebs

### A'ja Wilson (12)

11/10	Alabama State	16 pts/10 rebs
11/13	at Maryland	32 pts/12 rebs
11/16	at Clemson	19 pts/11 rebs
11/19	Wofford	16 pts/13 rebs
11/24	vs. Rutgers	33 pts/10 rebs
11/24	vs. St. John's	17 pts/17 rebs
12/3	Duke	18 pts/11 rebs
12/5	College of Charleston	26 pts/15 rebs
12/21	at Temple	28 pts/12 rebs
12/31	Texas A&M	25 pts/15 rebs
1/4	at Ole Miss	25 pts/15 rebs
1/11	Auburn	19 pts/11 rebs

## Blocking Scheme

South Carolina ranks seventh in the nation with 6.6 blocked shots per game, which is best in the SEC. While the Gamecocks have been atop this category over the last few seasons, the formula this season is slightly different.

Instead of being dominated by two Gamecocks, nine different members of the team have recorded at least one blocked shot this season with three logging double-digit blocks.

Senior forward A'ja Wilson leads the way with an SEC-best 3.3 blocks per game, which rank her sixth in the nation.

Behind Wilson, sophomore Mikiah Herbert Harrigan and junior Alexis Jennings are 14th in the league at 1.1 blocks per game.

## Heart of a Champion

Despite having the seventh-best scoring margin in the nation this season (+23.8), the Gamecocks have played six games this season in which the margin was under 10 in the fourth quarter – at #15/13 Maryland (Nov. 13), vs. Rutgers (Nov. 24), vs. #6/6 Notre Dame (Nov. 26), #22/21 Texas A&M (Dec. 31), at Ole Miss (Jan. 4), at

## Record Book Watch

### Career Points

	Gms	Pts
1. Sheila Foster (1979-82)	134	2266
2. Shannon Johnson (1993-96)	109	2230
3. A'ja Wilson (2015-present)	121	2013
4. Brantley Southers (1982-86)	120	1982
5. Jocelyn Penn (1999-2003)	117	1939

### Career 20-Point Games

	Gms
1. Shannon Johnson (1993-96)	57
2. Brantley Southers (1982-86)	41
Sheila Foster (1979-82)	41
4. A'ja Wilson (2015-present)	35
Jocelyn Penn (1999-2003)	35

### Career SEC Points

	Gms	Pts
1. Tiffany Mitchell (2013-16)	64	862
2. Shannon Johnson (1993-96)	44	836
3. Jocelyn Penn (1999-2003)	55	807
4. A'ja Wilson (2015-present)	50	810

### Career Rebounds

	Gms	Rebs
1. Sheila Foster (1979-82)	134	1427
2. Alaina Coates (2014-17)	133	1230
3. Marsha Williams (1990-93)	116	1026
4. A'ja Wilson (2015-present)	121	981
5. Aleighsa Welch (2012-15)	137	956

### Career SEC Rebounds

	Gms	Rebs
1. Alaina Coates (2014-17)	62	599
2. Aleighsa Welch (2012-15)	62	430
3. A'ja Wilson (2015-present)	50	421

### Career Double-Doubles

	Gms	DD
1. Sheila Foster (1979-82)	134	72
2. Alaina Coates (2014-17)	133	57
3. Marsha Williams (1990-93)	116	44
4. A'ja Wilson (2015-present)	121	42
Denise Nannery (1975-77)	78	42

### Career Blocked Shots

	Gms	Blks
1. A'ja Wilson (2015-present)	121	311
2. Alaina Coates (2014-17)	133	210
3. Lakesha Tolliver (2004-07)	112	177

### Free Throws Made

	Gms	FTM
1. A'ja Wilson (2015-present)	121	502
2. Shannon Johnson (1993-96)	109	478
3. Martha Parker (1986-89)	124	473

### Free Throw Attempts

	Gms	FTA
1. A'ja Wilson (2015-present)	121	713
2. Shannon Johnson (1993-96)	109	679
3. Martha Parker (1986-89)	124	641

#15/15 Missouri (Jan. 8) and Auburn (Jan. 11). In those games, fans saw senior forward A'ja Wilson step up to show why she impacts the game more than any player in the nation.

In the fourth quarter of those seven games, Wilson averaged 9.3 points on 63.2 percent shooting to go with 2.7 rebounding, 1.3 block and 1.0 assist averages.

A closer look at the fourth quarters of those tight games:

Opp.	Margin	Pts	Rebs	Blks	Mins
at #15/13 Md. (W)	+19	6	5	2	10
vs. Rutgers (W)	+7	13	2	1	10
vs. #6/6 ND (L)	-11	18	1	1	10
#22/21 TX A&M (W)	-8	10	4	2	9
at Ole Miss (W)	+9	7	4	1	8
at Mizzou (L)	-9	4	0	0	5
Auburn (W)	+8	7	3	2	9

As Texas A&M head coach Gary Blair said after the Gamecocks rallied to defeat the Aggies, "Give Miss Wilson a little bit of credit for wanting the ball at the end ... You just saw the best player in the country."

## Double Dish

Preseason All-SEC Second-Team selection Tyasha Harris has heeded her head coach's challenge to expand her game not that "the novelty has worn off," and the sophomore has recorded five double-doubles this season to match the school record for points-assists double-doubles.

Harris has picked up her scoring this season, averaging 10.5 points on 46.1 percent shooting. She has netted double figures in each of the last six games, including posting an 11.8 scoring average in SEC contests.

Meanwhile, Harris continues to show great court vision and command of the offense, ranking ninth in the nation with an SEC-best 6.9 assists per game – a number that explodes to 8.5 in league play.

Defensively, Harris has become a menace with an SEC-best 2.9 steals per game – another number that ranks her among the top 25 in the nation.

Harris' five double-doubles ties the program single-season record for points-assists double-doubles and puts her among just three Gamecocks in the SEC era to record multiple points-assists double-doubles. Cristina Ciocan

## Games Led Team In...

(Tied for team lead in each category included)

Scoring	2017-18	Career	Record
A'ja Wilson	11	61	55-6
Alexis Jennings	2	2	2-0
M. Herbert Harrigan	1	1	1-0
Tyasha Harris	1	1	0-1
Bianca Jackson	1	1	0-1
Lindsey Spann	1	1	1-0

Assists	2017-18	Career	Record
Tyasha Harris	13	29	26-3
Doniyah Cliney	2	4	4-0
A'ja Wilson	1	6	5-1
Bianca Jackson	1	1	1-0
Lindsey Spann	1	1	1-0
M. Herbert Harrigan	0	1	1-0

Rebounding	2017-18	Career	Record
A'ja Wilson	13	50	46-4
Alexis Jennings	2	2	2-0
LaDazhia Williams	1	1	1-0
Doniyah Cliney	0	3	3-0
M. Herbert Harrigan	0	1	1-0

## Miscellaneous Stats

Double-Doubles	2017-18	Career	Record
A'ja Wilson	12	42	40-2
Tyasha Harris	5	5	4-1
Alexis Jennings	3	3	3-0

10+ Rebounds	2017-18	Career	Record
A'ja Wilson	12	43	41-2
Alexis Jennings	3	3	3-0
Bianca Jackson	1	1	1-0
M. Herbert Harrigan	0	1	1-0

30+ Points	2017-18	Career	Record
A'ja Wilson	3	3	2-1

5+ Assists	2017-18	Career	Record
Tyasha Harris	11	22	19-3
Doniyah Cliney	2	4	4-0
A'ja Wilson	1	2	1-1
Bianca Jackson	1	1	1-0
Lindsey Spann	1	1	1-0
Bianca Cuevas-Moore	0	9	9-0

20+ Points	2017-18	Career	Record
A'ja Wilson	9	35	32-3
Alexis Jennings	2	2	2-0
M. Herbert Harrigan	1	1	1-0
Tyasha Harris	1	1	1-0
Lindsey Spann	1	1	1-0

5+ Steals	2017-18	Career	Record
Tyasha Harris	3	3	3-0
Doniyah Cliney	1	1	1-0
A'ja Wilson	0	1	1-0

10+ Points	2017-18	Career	Record
A'ja Wilson	16	105	95-10
Alexis Jennings	11	11	9-2
Tyasha Harris	9	15	14-1
Lindsey Spann	7	7	5-2
Doniyah Cliney	6	8	7-1
M. Herbert Harrigan	5	11	10-1
LeLe Grissett	2	2	2-0
Bianca Jackson	2	2	1-1
Victoria Patrick	1	1	1-0
LaDazhia Williams	1	1	1-0

5+ Blocks	2017-18	Career	Record
A'ja Wilson	4	14	13-1

## 2017-18 Scoring Differentials

**Largest lead in a win**.....by 68 (97-29), 4th-3:10, Alabama State, 11/10  
**Largest deficit overcome to win**.....by 11 (36-44), 3rd-2:47, Texas A&M, 12/31/17  
**Largest lead given up in a loss**.....by 12 (30-18), 2nd-8:53, vs. Notre Dame, 11/26  
**Largest deficit in a loss**.....by 19 (61-80), 4th-6:34, vs. Notre Dame, 11/26

## Team Specialty Stats

South Carolina-Opponent

	Pts. in Paint	Pts. Off TOs	2nd Chance Pts	Fast Break Pts
11/10 Ala. St.	56-8	46-9	28-8	27-6
11/13 at MD	38-28	16-9	19-13	16-5
11/16 at Clem.	32-14	21-5	11-1	4-2
11/19 Wofford	50-16	13-13	18-4	26-0
11/24 vs. RU	36-28	13-13	9-11	14-15
11/25 vs. SJU	36-24	13-11	2-8	4-4
11/26 vs. ND	42-58	13-20	13-19	10-8
11/30 WCU	66-18	33-2	18-4	20-12
12/3 Duke	54-32	19-9	17-8	10-8
12/5 CofC	42-12	23-14	11-6	17-7
12/17 Sav.St.	50-16	36-2	16-9	24-2
12/21 at TU	34-18	12-4	12-24	16-10
12/31 TAM	36-28	5-13	8-14	12-17
1/4 at Miss.	40-22	17-5	19-7	10-2
1/7 at Mizz.	28-34	18-11	7-10	8-5
1/11 Aub.	30-28	17-20	11-10	16-6
1/14 Tenn.				
1/18 at Vandy				
1/21 at Ky.				
1/25 Ark.				
1/28 Mizz.				
2/1 UConn				
2/5 at MSU				
2/8 at Ala.				
2/11 Fla.				
2/15 at Ga.				
2/18 Ky.				
2/22 LSU				
2/25 at Tenn.				
Season Avg.	41.9-24.0	19.7-10.0	13.7-9.8	14.6-6.8
SEC Avg.	33.5-28.0	14.2-12.2	11.2-10.2	11.5-7.5

## Starters vs. Bench Points

	SC Starters	Opp. Starters	SC Bench	Opp. Bench
11/10 Ala. St.	63	15	36	16
11/13 at MD	85	67	9	19
11/16 at Clem.	47	14	19	22
11/19 Wofford	64	54	30	6
11/24 vs. RU	73	31	5	37
11/25 vs. SJU	60	46	16	12
11/26 vs. ND	75	73	10	19
11/30 WCU	74	21	27	22
12/3 Duke	57	44	15	8
12/5 CofC	53	30	16	13
12/17 Sav.St.	53	28	46	10
12/21 at TU	78	51	9	9
12/31 TAM	58	59	3	0
1/4 at Miss.	69	54	19	8
1/7 at Mizz.	46	66	28	17
1/11 Aub.	52	47	19	16
1/14 Tenn.				
1/18 at Vandy				
1/21 at Ky.				
1/25 Ark.				
1/28 Mizz.				
2/1 UConn				
2/5 at MSU				
2/8 at Ala.				
2/11 Fla.				
2/15 at Ga.				
2/18 Ky.				
2/22 LSU				
2/25 at Tenn.				
Season Avg.	62.9	43.8	19.2	14.6
SEC Avg.	56.3	56.5	17.2	20.2

leads the group with nine in her career (4 in 2002-03, 5 in 2003-04) with Shaunzinski Gortman joining the trio with two in 1999-2000.

### Just Jennings

Junior transfer Alexis Jennings has strengthened the Gamecocks' frontcourt, providing a steady, physical presence in the lane. After averaging 8.9 points and 5.4 rebounds in her two seasons at Kentucky, the powerful post has elevated her play this season, posting 11.8 points and 7.1 rebounds per game to rank second on the team and among the SEC's top 30 in both categories.

Jennings is fourth in the league in field goal percentage (.605), 17th in rebounding and 26th in scoring. Both her scoring and rebounding have been on full display versus ranked opponents, against which she averages 12.4 points and 7.4 rebounds. Two of her three double-doubles so far this season have come against top-15 foes in #15/13 Maryland (Nov. 13, 12 pts/13 rebs) and #14/16 Duke (Dec. 3, 21 pts/10 rebs).

Jennings has eight other double-figure scoring games this season, including a 25-point outing vs. St. John's (Nov. 25).

### Spanning the Distance

Senior transfer Lindsey Spann brings solid experience and leadership to the Gamecocks' young roster, but the biggest impact the 1,000-point scorer from Penn State will have likely be from 3-point range.

Claiming eighth place on the Lady Lions' career made 3s list, the 5-foot-6 guard got off to a quick start from long range – leading the SEC in 3-point field goal percentage (.550) and ranking second in the league in made 3s per gam (3.1) before missing five games due to injury. Her

first field goal attempt upon her return – against #22/21 Texas A&M (Dec. 31) – was a 3.

Overall on the season, Spann is shooting 46.9 percent from 3-point range to average 11.4 points per game on 2.7 3s per game to go along with 2.0 assists per game.

### Utility Player

After two seasons coming off the bench, junior guard Donyah Cliney has an established role in the starting lineup, and the spotlight has only amplified how much more she is prepared to contribute. Staley has marked her as a "stat stuffer" because her versatility and athleticism allow her to impact the game in so many ways. Any single number may not jump off the box score, but she will contribute to nearly all of them.

So far this season, Cliney averages 7.9 points, 3.6 rebounds, 2.1 assists and 1.4 steals. She has six double-figure scoring games, including two against ranked opponents (12 vs. #6/6 Notre Dame, 16 vs. #22/21 Texas A&M), and six games of three or more assists. Defensively, she takes the assignment of the opponent's top guard.

### Steady Start

The daughter of two NCAA Div. I basketball coaches, freshman guard Bianca Jackson has shown all the poise and development attributed to such progeny, even while thrust into the starting lineup just eight games into her college career due to injuries to seniors Bianca Cuevas-Moore and Lindsey Spann.

Jackson earned that temporary starting job and her 27.1 minutes per game because of her ability to deliver solid play and contribute what the team needs when it is needed. She opened her career against her mother's team,

## AP Top 25

(Jan. 8)

1.	Connecticut	13-0
2.	Notre Dame	15-1
3.	Louisville	18-0
4.	Mississippi State	17-0
5.	Baylor	14-1
6.	Tennessee	15-0
7.	Texas	13-1
8.	Oregon	15-2
9.	South Carolina	13-2
10.	Ohio State	15-2
11.	Maryland	15-2
12.	Missouri	14-2
13.	Florida State	14-1
14.	UCLA	11-4
15.	West Virginia	14-2
16.	Duke	12-4
17.	Texas A&M	13-4
18.	Arizona State	13-3
19.	Iowa	15-2
20.	Oklahoma State	12-3
21.	Rutgers	16-2
22.	Oregon State	11-4
23.	Michigan	13-4
24.	California	11-4
25.	Green Bay	12-1

## USA Today Coaches Top 25

(Jan. 9)

1.	Connecticut	13-0
2.	Notre Dame	15-1
3.	Mississippi State	17-0
4.	Louisville	18-0
5.	Baylor	14-1
6.	Tennessee	15-0
7.	Texas	13-1
8.	South Carolina	13-2
9.	Oregon	15-2
10.	Ohio State	15-2
11.	Maryland	15-2
12.	Florida State	14-1
13.	Missouri	14-2
14.	UCLA	11-4
15.	West Virginia	14-2
16.	Texas A&M	13-4
17.	Iowa	15-2
18.	Duke	12-4
19.	Rutgers	16-2
20.	Michigan	13-4
21.	Oregon State	11-4
22.	Oklahoma State	12-3
23.	Arizona State	13-3
24.	Green Bay	12-1
25.	South Florida	12-4

## 2017-18 Awards

### Bianca Cuevas-Moore

Nancy Lieberman Award Watch List

### Tyasha Harris

All-SEC Second Team (Coaches)

### Alexis Jennings

Gulf Coast Showcase All-Tournament Team

### A'ja Wilson

Rated No. 1 player in the nation by espnW

USA Basketball National Team Pool

Wooden Award Midseason 25

Lisa Leslie Award Watch List

Wade Watch List

Citizen Naismith Trophy Preseason Watch List

SEC Player of the Week (11/14)

SEC Player of the Week (11/28)

Gulf Coast Showcase All-Tournament Team

Preseason National Player of the Year (espnW)

Preseason All-America First Team (AP, SI, espnW)

Preseason SEC Player of the Year (Media, Coaches)

Preseason All-SEC First Team (Media, Coaches)

## Gamecocks Coming Soon!

Head coach Dawn Staley signed two espnW top-50 recruits in the early signing period.

### Destanni Henderson

Lehigh Acres, Fla./Fort Myers HS • Guard • 5-8

Top ranked point guard in 2018 class ... No. 9 overall recruit ... Two-time *News-Press* Fort Myers Player of the Year (2016, 2017) ... Two-time FABC All-State selection ... Helped team to back-to-back state championships ... Florida Dairy Farmers Miss Basketball (2017) ... Averaged 17.7 points, 4.4 assists and 4.0 steals as a junior ... 2016 FIBA U17 World Cup bronze medal.

### Victoria Stevens

Rome, Ga./Model HS • Forward • 6-1

Ranked No. 50 in 2018 class ... Eighth-ranked forward in the class ... Three-time *Atlanta Journal-Constitution* First-Team AA All-State selection ... GACA Class 2A-North Player of the Year ... Averaged 25.0 points, 13.5 rebounds and 4.5 blocks as a junior.

## Gamecocks in 2017-18 National Polls

Poll	Pre	11/13	11/20	11/27	12/4	12/11	12/18	12/25	1/1	1/8	1/15	1/22	1/29	2/5	2/12	2/19	2/26	3/5	3/12	Final
Associated Press	4	4	3	5	5	4	4	4	4	9										
Coaches	2		2	6	6	5	5	5	5	8										

Alabama State, with eight points, six rebounds, three assists and two blocks. Jackson was steady in a hostile environment at #15/13 Maryland (Nov. 13) and handed out seven assists in the rivalry game at Clemson (Nov. 16). In her first career start, she was equally balanced with seven points, four rebounds and three assists against just one turnover. Against #14/16 Duke (Dec. 3), she embraced the role of stopper against the Blue Devils' high-scoring 3-point shooter Rebecca Greenwell, limiting her to just eight points and 0-of-2 from the 3-point line. Against College of Charleston (Dec. 5), she pulled down 10 rebounds.

The Montgomery, Ala., native averages 6.3 points, 2.4 assists and 1.1 steals with two double-digit scoring games and six games of three or more assists. She currently ranks 10th in the SEC with 49.0 percent accuracy from 3-point range (16-of-41).

### This is 30

With a career-high 34 points against No. 6/6 Notre Dame (Nov. 26) following a 32-point outing at No. 15/13 Maryland (Nov. 13), A'ja Wilson became the first Gamecock to record three 30-point games against nationally ranked opponents. The most recent outing

against the Fighting Irish broke her tie with Shannon Johnson, who is the only other Gamecock to record more than one such game against ranked opponents.

With just 10 such games in program history, Wilson and Kaela Davis each recorded one last season, the first new additions to the list since Feb. 15, 2006. Those two games along with Wilson's first entry this season are the only road games on the list. Davis' 37-point showing at No. 7/6 Ohio State is the highest-scoring game against a ranked opponent in program history.

Here's a list of the Gamecocks' individual 30-point games against a ranked opponent:

Pts.	Player	Opp.	Date
37	K. Davis	at #7/6 Ohio St.	11/14/16
35	S. Johnson	#5 Tennessee	2/15/96
34	A. Wilson	vs. #6/6 Notre Dame	11/26/17
34	B. Hunt	#18 Southern Miss	1/29/90
32	A. Wilson	at #15 Maryland	11/13/17
32	S. Johnson	#2 Tennessee	2/8/94
32	Ma. Williams	#22 Florida St.	2/4/91
32	K. Anderson	vs. #14 Memphis	3/4/78
31	A. Wilson	at #14/15 Texas	12/1/16
30	B. Southers	#19 Clemson	12/3/83

### Great Gamecock Fans

With over 10,000 season-ticket holders for the third-straight season, South Carolina continues to lead the nation in average attendance at 12,825 and is the only program drawing at least 10,000 fans per game.

The Gamecocks have posted the highest average attendance in the nation at the end of the last three seasons, averaging at least 12,000 fans in each of those seasons, during which they boast two sellouts of 18,000-seat Colonial Life Arena.

### USA Basketball

At least one Gamecock has donned the red, white and blue for USA Basketball in each of the last four summers, and the group has helped six U.S. teams to gold medals. The streak will continue at least the next four years as head coach Dawn Staley was named the Senior National Team head coach for 2017-20.

Current Gamecocks how have contributed to that medal count are current National Team Pool player A'ja Wilson, who has gold medals with the 2013 and 2015 U19 World Cup teams and the 2014 U18 Americas Cup squad; and Alexis Jennings, who picked up bronze in the 2016 FIBA 3x3 World Cup.

### 2017-18 Roster

No.	Name	Pos.	Ht.	Yr.	Hometown/Last School
0	Victoria Patrick	G	5-8	So.	Orlando, Fla./Edgewater
1	Bianca Cuevas-Moore	G	5-6	Sr.	Bronx, N.Y./Nazareth Regional
2	Te'a Cooper#	G	5-8	R-So.	Powder Springs, Ga./Tennessee
4	Doniyah Cliney	G	6-0	Jr.	Newark, N.J./Malcolm X Shabazz
10	Bianca Jackson	G	5-10	Fr.	Montgomery, Ala./Brewbaker Tech Magnet
11	Lindsey Spann	G	5-6	Sr.	Laurel, Md./Penn State
21	Mikiah Herbert Harrigan	F	6-2	So.	Pembroke Pines, Fla./Flanagan
22	A'ja Wilson	F	6-5	Sr.	Hopkins, S.C./Heathwood Hall
23	LaDazhia Williams	F	6-2	Fr.	Bradenton, Fla./Lakewood Ranch
24	LeLe Grissett	F	6-0	Fr.	Durham, N.C./Hillside
35	Alexis Jennings	F	6-2	R-Jr.	Madison, Ala./Kentucky
52	Tyasha Harris	G	5-10	So.	Noblesville, Ind./Heritage Christian

# indicates will sit out 2017-18 due to NCAA transfer rules

**Head Coach:** Dawn Staley

**Assoc. Head Coach:** Lisa Boyer; **Assistant Coaches:** Fred Chmiel, Jollette Law



### Around the SEC

(through games of 1/7)

	SEC Games			Overall		
	W	L	Pct.	W	L	Pct.
Mississippi State	3	0	1.000	18	0	1.000
Tennessee	3	0	1.000	15	0	1.000
Georgia	3	1	.750	15	2	.882
Missouri	3	1	.750	15	2	.882
South Carolina	3	1	.750	14	2	.875
Texas A&M	3	1	.750	14	4	.778
Alabama	3	1	.750	13	4	.765
LSU	2	2	.500	10	5	.667
Ole Miss	1	3	.250	11	6	.647
Auburn	1	3	.250	10	6	.625
Arkansas	1	3	.250	10	7	.588
Kentucky	1	3	.250	9	9	.500
Florida	0	4	.000	8	9	.471
Vanderbilt	0	4	.000	4	14	.222

### The Staley Era

In her 10th season at South Carolina, head coach Dawn Staley has guided the program to unprecedented success, leading the program to its first No. 1 ranking in both the AP and USA Today/Coaches Poll and first NCAA championship. She also delivered the first SEC regular-season and tournament championships.

#### The Staley Era (2008-09 through present)

Wins	
30-Win Seasons	3
25-Win Seasons	6
20-Win Seasons	6
Winning Seasons	8

#### National Rankings

Weeks in the AP Top 25	107
Weeks in the AP Top 10	80
Weeks in the AP Top 3	42
Weeks at AP No. 1	12

#### Postseason

NCAA Tournament Appearances	6
NCAA Sweet 16s	5
NCAA Final Fours	2
National Championships	1

#### In the SEC

Regular-Season Championships	4
Regular-Season Top 5 Finishes	7
Tournament Championships	3
Double-Digit Wins	6

#### Pre-Staley in the SEC (1991-92 through 2007-08)

Wins	
30-Win Seasons	0
25-Win Seasons	1
20-Win Seasons	2
Winning Seasons	7

#### National Rankings

Weeks in the AP Top 25	32
Weeks in the AP Top 10	6
Weeks in the AP Top 3	0
Weeks at AP No. 1	0

#### Postseason

NCAA Tournament Appearances	2
NCAA Sweet 16s	1
NCAA Final Fours	0
National Championships	0

#### In the SEC

Regular-Season Championships	0
Regular-Season Top 5 Finishes	2
Tournament Championships	0
Double-Digit Wins	1

#### Pre-Staley All-Time (1974-75 through 2007-08)

Wins	
30-Win Seasons	1
25-Win Seasons	3
20-Win Seasons	9
Winning Seasons	21

#### National Rankings

Weeks in the AP Top 25	130
Weeks in the AP Top 10	31
Weeks in the AP Top 3	6
Weeks at AP No. 1	0

#### Postseason

NCAA Tournament Appearances	8
NCAA Sweet 16s	3
NCAA Final Fours	0
National Championships	0

#### In Conference (SEC and Metro 1983-84 thru 1990-91)

Regular-Season Championships	5
Regular-Season Top 5 Finishes	10
Tournament Championships	3
Double-Digit Wins	5



## South Carolina's Record When...

	vs. Ranked	SEC	All
Record.....	3-2	3-1	14-2
Playing a ranked opponent.....	3-2	1-1	3-2
Playing at home .....	2-0	2-0	8-0
Playing on the road .....	1-1	1-1	4-1
Playing at neutral site .....	0-1	.....	2-1
Leading at half .....	3-0	3-0	14-0
Trailing at half .....	0-2	0-1	0-2
Tied at half .....	.....	.....	0-0
Playing an overtime game .....	.....	.....	0-0
0 players score in double figures .....	.....	.....	0-0
1 player scores in double figures .....	.....	.....	0-0
2 players score in double figures .....	1-0	1-0	4-0
3 players score in double figures .....	1-0	1-0	3-0
4 players score in double figures .....	1-1	.....	3-1
5 players score in double figures .....	0-1	1-1	3-1
More than 5 players in double figures.....	.....	.....	1-0
Starters out-score opponent's starters .....	2-1	2-0	13-1
Opponent's starters score equal/more .....	1-1	1-1	1-1
Bench out-scores opponent's bench .....	2-1	3-1	10-1
Opponent's bench scores equal/more.....	1-1	.....	4-1
Shooting 50% or better .....	1-0	1-0	9-0
Shooting between 40-49% .....	2-2	2-1	5-2
Shooting between 30-39% .....	.....	.....	0-0
Shooting less than 30% .....	.....	.....	0-0
Opponent shoots 50% or better.....	0-2	0-1	0-2
Opponent shoots between 40-49% .....	1-0	.....	2-0
Opponent shoots between 30-39% .....	2-0	3-0	7-0
Opponent shoots less than 30%.....	.....	.....	5-0
Shooting better than opponent.....	3-0	3-0	14-0
Shooting worse than/equal to opponent.....	0-2	0-1	0-2
Having more FTs made than opponent.....	1-1	2-0	9-1
Having equal/less FTs made than opponent .....	2-1	1-1	5-1
Out-rebounding opponent.....	3-0	3-0	14-0
Having equal/less rebounds than opponent.....	0-2	0-1	0-2
Having fewer TOs than opponent.....	1-1	1-1	9-1
Having equal or more TOs than opponent.....	2-1	2-0	5-1
Attempting more FT than 3FG.....	3-2	3-1	13-2
Attempting equal/less FT than 3FG .....	.....	.....	1-0
Making 5 or more 3FGs.....	1-2	2-1	9-2
Making less than 5 3FGs.....	2-0	1-0	5-0
Making no 3 FGs.....	.....	.....	0-0
Attempting 15 or more 3FGs.....	1-2	1-1	7-2
Attempting less than 15 3FGs.....	2-0	2-0	7-0
No South Carolina players foul out.....	2-0	3-0	13-0
One or more SC players foul out.....	1-2	0-1	1-2
No opposing players foul out.....	1-1	3-0	9-1
One or more opposing players foul out .....	2-1	0-1	5-1

	vs. Ranked	SEC	All
Assist at least half of field goals made.....	3-1	3-0	12-1
Assist on at least 2/3 of field goals made.....	.....	1-0	2-0
Assist on less than half of field goals made.....	0-1	0-1	2-1
Scoring more pts. in paint than opponent .....	3-0	3-0	14-0
Scoring equal/less pts. in paint than opp. ....	0-2	0-1	0-2
Scoring more pts. off TOs than opponent .....	2-1	1-1	10-1
Scoring equal/less pts. off TOs than opp. ....	1-1	2-0	4-1
Scoring more 2nd-chance pts. ....	2-0	2-0	10-0
Scoring equal/less 2nd-chance pts.....	1-2	1-1	4-2
Scoring more fast break pts.....	2-2	2-1	11-2
Scoring equal/less fast break pts.....	1-0	1-0	3-0
Wearing white uniforms.....	2-1	2-0	10-1
Wearing black uniforms .....	1-1	1-1	3-1
Wearing garnet uniforms.....	.....	.....	1-0
Playing in November.....	1-1	.....	7-1
Playing in December.....	2-0	1-0	5-0
Playing in January.....	0-1	2-1	2-1
Playing in February.....	.....	.....	0-0
Playing in March.....	.....	.....	0-0
Playing during the day.....	2-1	1-1	5-1
Playing at night.....	1-1	2-0	9-1
Playing on Sunday.....	2-2	1-1	4-2
Playing on Monday.....	1-0	.....	1-0
Playing on Tuesday.....	.....	.....	1-0
Playing on Wednesday.....	.....	.....	0-0
Playing on Thursday.....	.....	2-0	5-0
Playing on Friday .....	.....	.....	2-0
Playing on Saturday.....	.....	.....	1-0
Margin is less than 5 pts. ....	1-0	1-0	1-0
Margin is between 5-9.....	1-2	1-1	2-2
Margin is between 10-19.....	.....	.....	2-0
Margin is between 20-29.....	1-0	1-0	4-0
Margin is between 30-39.....	.....	.....	2-0
Margin is between 40-49.....	.....	.....	0-0
Margin is 50 pts. or more.....	.....	.....	3-0
Having a 20-pt. scorer.....	3-1	2-0	11-1
Having a 30-pt. scorer.....	1-1	.....	2-1
Scoring 49 points or less.....	.....	.....	0-0
Scoring 50-59 points.....	.....	.....	0-0
Scoring 60-69 points.....	1-0	1-0	3-0
Scoring 70-79 points.....	1-1	1-1	4-1
Scoring 80-89 points.....	0-1	1-0	2-1
Scoring 90-99 points.....	1-0	.....	4-0
Scoring 100 points or more.....	.....	.....	1-0
Opponent scores 49 points or less .....	.....	.....	5-0
Opponent scores 50-59 points .....	2-0	1-0	3-0
Opponent scores 60-69 points .....	.....	2-0	5-0
Opponent scores 70-79 points .....	.....	.....	0-0
Opponent scores 80-89 points .....	1-1	0-1	1-1
Opponent scores 90-99 points .....	0-1	.....	0-1
Opponent scores 100 points or more.....	.....	.....	0-0

## 2017-18 Team High/Low

South Carolina Highs	South Carolina Lows	Category	Opponent Lows	Opponent Highs
101 vs. Western Carolina, 11/30	61 vs. Texas A&M, 12/31	<b>Points in Game</b>	31, Alabama State, 11/10	92, vs. Notre Dame, 11/26
56 vs. Savannah St. (1st), 12/17	26 vs. Rutgers (2nd), 11/24	<b>Points in a Half</b>	10, CofC (1st), 12/5	51, vs. Notre Dame (2nd), 11/26
56 vs. W. Carolina (1st), 11/30				
56 vs. Alabama State (1st), 11/10				
30 vs. Auburn (1st), 1/11	6 vs. St. John's (2nd), 11/25	<b>Points in a Quarter</b>	3, Savannah St. (3rd), 12/17	32, at Maryland (4th), 11/13
30 vs. Notre Dame (4th), 11/26				
39 vs. Savannah State, 12/17	24 vs. Texas A&M, 12/31	<b>Field Goals Made</b>	11, Alabama State, 11/10	37, vs. Notre Dame, 11/26
39 vs. Western Carolina, 11/30				
72 vs. Alabama State, 11/10	48 vs. St. John's, 11/25	<b>Field Goal Attempts</b>	48, at Missouri, 1/7	75, at Temple, 12/21
	48 vs. Rutgers, 11/24			
.582 (39-67) vs. Savannah St., 12/17	.407 (24-59) vs. Texas A&M, 12/31	<b>FG Percentage</b>	.204 (11-54), Alabama St., 11/10	.563 (27-48), at Missouri, 1/7
	.582 (39-67) vs. W. Carolina, 11/30			
8 at Temple, 12/21	1 vs. CofC, 12/5	<b>3-Point FG Made</b>	0, Savannah State, 12/17	8, at Missouri, 1/7
8 at Maryland, 11/13	1 vs. Duke, 12/3			8, at Ole Miss, 1/4
				8, at Temple, 12/21
22 at Maryland, 11/13	8 vs. Duke, 12/3	<b>3-Point FG Attempts</b>	6, Savannah State, 12/17	27, at Ole Miss, 1/4
			6, at Clemson, 11/16	
.500 (6-12) vs. Wofford, 11/19	.100 (1-10) vs. CofC, 12/5	<b>3-Point FG Percentage</b>	.000 (0-6), Savannah St., 12/17	.615 (8-13), at Missouri, 1/7
24 at Maryland, 11/13	7 at Temple, 12/21	<b>Free Throws Made</b>	5, Western Carolina, 11/30	25, at Maryland, 11/13
	7 vs. Duke, 12/3			
	7 at Clemson, 11/16			
33 at Maryland, 11/13	15 at Temple, 12/21	<b>Free Throw Attempts</b>	10, Texas A&M, 12/31	29, at Maryland, 11/13
	15 vs. Duke, 12/3		10, Duke, 12/3	
.880 (22-25) vs. Rutgers, 11/24	.412 (7-17) at Clemson, 11/16	<b>FT Percentage</b>	.385 (5-13), W. Carolina, 11/30	.933 (14-15), Wofford, 11/19
52 vs. CofC, 12/5	26 at Missouri, 1/7	<b>Rebounds</b>	22, Western Carolina, 11/30	46, at Temple, 12/21
24 at Ole Miss, 1/4	12 at Missouri, 1/7	<b>Assists</b>	2, Savannah State, 12/17	20, at Missouri, 1/7
21 vs. Alabama State, 11/10	2 vs. St. John's, 11/25	<b>Steals</b>	0, at Temple, 12/21	11, CofC, 12/5
13 at Temple, 12/21	3 vs. Duke, 12/3	<b>Blocked Shots</b>	0, at Temple, 12/21	7, at Clemson, 11/16
			0, Savannah State, 12/17	
20 vs. Auburn, 1/11	5 at Ole Miss, 1/4	<b>Turnovers</b>	11, Texas A&M, 12/31	29, Alabama State, 11/10
26 at Missouri, 1/7	9 vs. Duke, 12/3	<b>Fouls</b>	16, at Temple, 12/21	29, at Maryland, 11/13

## 2017-18 Team High/Low -- SEC Games Only

South Carolina Highs	South Carolina Lows	Category	Opponent Lows	Opponent Highs
88 at Ole Miss, 1/4	61 vs. Texas A&M, 12/31	<b>Points in Game</b>	59, Texas A&M, 12/31	83, at Missouri, 1/7
53 at Ole Miss (1st), 1/4	27 vs. Texas A&M (1st), 12/31	<b>Points in a Half</b>	25, Auburn (1st), 1/11	48, at Missouri (2nd), 1/7
			25, Texas A&M (1st), 12/31	
30 vs. Auburn (1st), 1/11	7 vs. Texas A&M (2nd), 12/31	<b>Points in a Quarter</b>	10, Auburn (1st), 1/11	25, at Missouri (3rd), 1/7
			10, at Ole Miss (1st), 1/4	
			10, Texas A&M (4th), 12/31	
31 at Ole Miss, 1/4	24 vs. Texas A&M, 12/31	<b>Field Goals Made</b>	22, Auburn, 1/11	27, at Missouri, 1/7
			22, at Ole Miss, 1/4	
68 at Ole Miss, 1/4	58 at Missouri, 1/7	<b>Field Goal Attempts</b>	48 at Missouri, 1/7	69, Texas A&M, 12/31
.511 (25-49) vs. Auburn, 1/11	.407 (24-59) vs. Texas A&M, 12/31	<b>FG Percentage</b>	.348 (24-69), Texas A&M, 12/31	.563 (27-48), at Missouri, 1/7
7 at Ole Miss, 1/4	3 vs. Texas A&M, 12/31	<b>3-Point FG Made</b>	3, Auburn, 1/11	8, at Missouri, 1/7
				8, at Ole Miss, 1/4
20 at Ole Miss, 1/4	9 vs. Texas A&M, 12/31	<b>3-Point FG Attempts</b>	11, Auburn, 1/11	27, at Ole Miss, 1/4
.357 (5-14) vs. Auburn, 1/11	.333 (3-9) vs. Texas A&M, 12/31	<b>3-Point FG Percentage</b>	.273 (3-11), Auburn, 1/11	.615 (8-13), at Missouri, 1/7
19 at Ole Miss, 1/4	10 vs. Texas A&M, 12/31	<b>Free Throws Made</b>	6, Texas A&M, 12/31	21, at Missouri, 1/7
24 at Ole Miss, 1/4	18 vs. Texas A&M, 12/31	<b>Free Throw Attempts</b>	10, Texas A&M, 12/31	28, at Missouri, 1/7
.792 (19-24) at Ole Miss, 1/4	.556 (10-18) vs. Texas A&M, 12/31	<b>FT Percentage</b>	.600 (6-10), Texas A&M, 12/31	.800 (16-20), Auburn, 1/11
45 at Ole Miss, 1/4	26 at Missouri, 1/7	<b>Rebounds</b>	30, Auburn, 1/11	38, Texas A&M, 12/31
			30, at Ole Miss, 1/4	
24 at Ole Miss, 1/4	12 at Missouri, 1/7	<b>Assists</b>	6, Auburn, 1/11	20, at Missouri, 1/7
8 at Ole Miss, 1/4	4 vs. Texas A&M, 12/31	<b>Steals</b>	2, at Missouri, 1/7	10, Auburn, 1/11
9 vs. Auburn, 1/11	4 at Missouri, 1/7	<b>Blocked Shots</b>	2, Auburn, 1/11	3, at Ole Miss, 1/4
			2, at Missouri, 1/7	3, Texas A&M, 12/31
20 vs. Auburn, 1/11	5 at Ole Miss, 1/4	<b>Turnovers</b>	11, Texas A&M, 12/31	18, at Missouri, 1/7
			11, at Ole Miss, 1/4	
26 at Missouri, 1/7	13 vs. Auburn, 1/11	<b>Fouls</b>	17, at Ole Miss, 1/4	20, at Missouri, 1/7
	13 vs. Texas A&M, 12/31			

## 2017-18 Individual Superlatives

Category	South Carolina	Opponent
<b>Points in Game</b>	34 by A'ja Wilson vs. Notre Dame, 11/26	36 by Chennedy Carter, Texas A&M, 12/31
<b>Points in a Half</b>	29 by A'ja Wilson vs. Notre Dame, 11/26	27 by Kaila Charles, at Maryland (2nd), 11/13
<b>Points in a Quarter</b>	18 by A'ja Wilson vs. Notre Dame (4th), 11/26	19 by Chennedy Carter, Texas A&M (3rd), 12/31 19 by Kaila Charles, at Maryland (4th), 11/13
<b>Field Goals Made</b>	13 by A'ja Wilson Western Carolina, 11/30	15 by Chennedy Carter, Texas A&M, 12/31
<b>Field Goal Attempts</b>	20 by A'ja Wilson vs. Texas A&M, 12/31 20 by A'ja Wilson vs. CofC, 12/5 20 by A'ja Wilson vs. Notre Dame, 11/26	37 by Chennedy Carter, Texas A&M, 12/31
<b>FG Percentage</b>	.833 (5-6) by Alexis Jennings vs. Wofford, 11/19	.778 (7-9) by Erin Mathias, Duke, 12/3
<b>3-Point FG Made</b>	6 by Lindsey Spann at Clemson, 11/16	4 by Madinah Muhammad, at Ole Miss, 1/4 4 by Chennedy Carter, Texas A&M, 12/31 4 by Da'Ja Green, Wofford, 11/19 4 by Blair Watson, at Maryland, 11/13
<b>3-Point FG Attempts</b>	11 by Lindsey Spann vs. Notre Dame, 11/26	11 by Shelby Gibson, at Ole Miss, 1/4
<b>3-Point FG Percentage</b>	.857 (6-7) by Lindsey Spann at Clemson, 11/16	.750 (3-4) by Amber Smith, at Missouri, 1/7
<b>Free Throws Made</b>	15 by A'ja Wilson vs. Rutgers, 11/24	14 by Kaila Charles, at Maryland, 11/13
<b>Free Throw Attempts</b>	18 by A'ja Wilson at Maryland, 11/13	15 by Kaila Charles, at Maryland, 11/13
<b>FT Percentage</b>	1.000 (7-7) by M. Herbert Harrigan vs. Savannah St., 12/17 1.000 (7-7) by Tyasha Harris at Maryland, 11/13	1.000 (4-4) by Kaylee Allen, Savannah State, 12/17 1.000 (4-4) by Alisha Kebbe, vs. St. John's, 11/25 1.000 (4-4) by Chloe Wanink, Wofford, 11/19 1.000 (4-4) by Kristen Confroy, at Maryland, 11/13
<b>Rebounds</b>	17 by A'ja Wilson vs. St. John's, 11/25	16 by Anriel Howard, Texas A&M, 12/31
<b>Assists</b>	12 by Tyasha Harris vs. Savannah State, 12/17	10 by Tiana England, vs. St. John's, 11/25
<b>Steals</b>	6 by Tyasha Harris vs. Savannah State, 12/17 6 by Tyasha Harris vs. Western Carolina, 11/30	5 by Darien Huff, CofC, 12/5
<b>Blocked Shots</b>	8 by A'ja Wilson at Temple, 12/21	4 by Brianna Fraser, at Maryland, 11/13
<b>Turnovers</b>	6 by Tyasha Harris vs. Auburn, 1/11	9 by Kaylee Allen, Savannah State, 12/17

## 2017-18 Individual Superlatives -- SEC Games Only

Category	South Carolina	Opponent
<b>Points in Game</b>	25 by A'ja Wilson at Ole Miss, 1/4 25 by A'ja Wilson vs. Texas A&M, 12/31	36 by Chennedy Carter, Texas A&M, 12/31
<b>Points in a Half</b>	17 at A'ja Wilson at Ole Miss (2nd), 1/4	23 by Chennedy Carter, Texas A&M (2nd), 12/31
<b>Points in a Quarter</b>	10 by Alexis Jennings at Missouri (3rd), 1/7 10 by A'ja Wilson at Ole Miss (3rd), 1/4 10 by A'ja Wilson vs. Texas A&M (4th), 12/31	11 by Madina Muhammad, at Ole Miss (3rd), 1/4
<b>Field Goals Made</b>	10 by A'ja Wilson at Ole Miss, 1/4	15 by Chennedy Carter, Texas A&M, 12/31
<b>Field Goal Attempts</b>	20 by A'ja Wilson vs. Texas A&M, 12/31	37 by Chennedy Carter, Texas A&M, 12/31
<b>FG Percentage</b>	.714 (5-7) by Tyasha Harris vs. Texas A&M, 12/31	.900 (9-10) by Sophie Cunningham, at Missouri, 1/7
<b>3-Point FG Made</b>	3 by Lindsey Spann at Missouri, 1/7 3 by Bianca Jackson at Missouri, 1/7 3 by Victoria Patrick at Ole Miss, 1/4	4 by Madinah Muhammad, at Ole Miss, 1/4 4 by Chennedy Carter, Texas A&M, 12/31
<b>3-Point FG Attempts</b>	10 by Lindsey Spann at Missouri, 1/7	11 by Shelby Gibson, Ole Miss, 1/4
<b>3-Point FG Percentage</b>	.600 (3-5) by Bianca Jackson at Missouri, 1/7 .600 (3-5) by Victoria Patrick at Ole Miss, 1/4	.750 (3-4) by Amber Smith, at Missouri, 1/7
<b>Free Throws Made</b>	7 by A'ja Wilson vs. Auburn, 1/11	11 by Janiah McKay, Auburn, 1/11
<b>Free Throw Attempts</b>	10 by A'ja Wilson vs. Auburn, 1/11	13 by Janiah McKay, Auburn, 1/11
<b>FT Percentage</b>	1.000 (6-6) by Doniyah Cliney at Ole Miss, 1/4	.833 (5-6) by Madinah Muhammad, at Ole Miss, 1/4
<b>Rebounds</b>	15 by A'ja Wilson at Ole Miss, 1/4 15 by A'ja Wilson vs. Texas A&M, 12/31	16 by Anriel Howard, Texas A&M, 12/31
<b>Assists</b>	11 by Tyasha Harris vs. Auburn, 1/11	8 by Allisa Alston, at Ole Miss, 1/4
<b>Steals</b>	4 by Tyasha Harris vs. Auburn, 1/11	4 by Jasmine Lumpkin, Texas A&M, 12/31
<b>Blocked Shots</b>	5 by A'ja Wilson Auburn, 1/11	1 by 10 players
<b>Turnovers</b>	6 by Tyasha Harris vs. Auburn, 1/11	7 by Sophie Cunningham, at Missouri, 1/7

## Gamecock Career Highs

### Doniyah Cliney

<b>Pts</b>	16 vs. Texas A&M, 12/31/17
<b>FG</b>	7 vs. Texas A&M, 12/31/17
<b>FGA</b>	17 vs. Texas A&M, 12/31/17
<b>FG %</b>	1.000 (4-4) vs. Notre Dame, 11/26/17
<b>3FG</b>	2 vs. Notre Dame, 11/26/17
<b>3FGA</b>	4, 2x, last vs. Texas A&M, 12/31/17
<b>3FG %</b>	1.000 (2-2) vs. Notre Dame, 11/26/17
<b>FT</b>	4, 2x, last vs. Alabama State, 11/10/17
<b>FTA</b>	6, 3x, last at Ole Miss, 1/4/18
<b>FT %</b>	1.000 (6-6) at Ole Miss, 1/4/18
<b>Reb</b>	9 vs. Clemson, 12/15/16
<b>Off Reb</b>	5 vs. Western Carolina, 11/30/17
<b>Blk</b>	2 vs. Arizona State, 3/19/17
<b>Stl</b>	5 vs. Alabama State, 11/10/17
<b>Asst</b>	6, 2x, last at Kentucky, 2/2/17
<b>Min</b>	37, 2x, last vs. Texas A&M, 12/31/17

### Bianca Cuevas-Moore

<b>Pts</b>	25 vs. Georgia, 1/12/17
<b>FG</b>	10 vs. Georgia, 1/12/17
<b>FGA</b>	17 vs. Georgia, 1/12/17
<b>FG %</b>	.833 (5-6) at Hampton, 12/17/14
<b>3FG</b>	5 at Auburn, 1/5/17
<b>3FGA</b>	7 at Duke, 12/4/16
<b>3FG %</b>	.833 (5-6) at Auburn, 1/5/17
<b>FT</b>	9 at Ole Miss, 2/1/15
<b>FTA</b>	11 at Ole Miss, 2/1/15
<b>FT %</b>	1.000 (6-6), 2x, last at Missouri, 2/19/17
<b>Reb</b>	6, 2x, last at Georgia, 1/26/17
<b>Off Reb</b>	3 vs. Alabama, 1/29/15
<b>Blk</b>	2, 2x, last vs. UConn, 2/8/16
<b>Stl</b>	6 at Texas A&M, 2/23/17
<b>Asst</b>	7 at Auburn, 1/5/17
<b>Min</b>	36, 2x, last at Texas A&M, 2/23/17

### LeLe Grissett

<b>Pts</b>	10, 2x, last vs. CofC, 12/5/17
<b>FG</b>	5 at Clemson, 11/16/17
<b>FGA</b>	8 at Clemson, 11/16/17
<b>FG %</b>	.800 (4-5) vs. CofC, 12/5/17
<b>FT</b>	4 vs. Alabama State, 11/10/17
<b>FTA</b>	8 vs. CofC, 12/5/17
<b>FT %</b>	.750 (3-4), 3x, last vs. Auburn, 1/11/18
<b>Reb</b>	8 at Clemson, 11/16/17
<b>Off Reb</b>	5 at Clemson, 11/16/17
<b>Def Reb</b>	4, 3x, last at Missouri, 1/7/18
<b>Stl</b>	4 vs. Alabama State, 11/10/17
<b>Asst</b>	3 vs. Savannah State, 12/17/17
<b>Min</b>	27 vs. Savannah State, 12/17/17

### Tyasha Harris

<b>Pts</b>	20 at Maryland, 11/13/17
<b>FG</b>	6, 3x, last at Missouri, 1/7/18
<b>FGA</b>	12, 2x, last at Missouri, 1/7/18
<b>FG %</b>	1.000 (3-3) vs. Kentucky, 2/26/17
<b>3FG</b>	3, 3x, last at Maryland, 11/13/17
<b>3FGA</b>	8 at UConn, 2/13/17
<b>3FG %</b>	.750 (3-4) vs. Minnesota, 12/11/16
<b>FT</b>	7 at Maryland, 11/13/17
<b>FTA</b>	8, 2x, last vs. Kentucky, 2/26/17
<b>FT %</b>	1.000 (7-7) at Maryland, 11/13/17
<b>Reb</b>	6, 2x, last vs. Auburn, 1/11/18
<b>Blk</b>	2 vs. Auburn, 2/9/17
<b>Stl</b>	6, 2x, last vs. Savannah State, 12/17/17
<b>Asst</b>	12 vs. Savannah State, 12/17/17
<b>Min</b>	38, 2x, last at Missouri, 1/7/18

### Mikiah Herbert Harrigan

<b>Pts</b>	21 vs. Savannah State, 12/17/17
<b>FG</b>	7, 3x, last vs. Savannah State, 12/17/17
<b>FGA</b>	11, 2x, last at Texas A&M, 2/23/17
<b>FG %</b>	1.000 (5-5) vs. Vanderbilt, 2/16/17
<b>3FG</b>	2, 2x, last at Temple, 12/21/17
<b>FT</b>	7 vs. Savannah State, 12/17/17
<b>FTA</b>	7, 2x, last vs. Savannah State, 12/17/17
<b>FT %</b>	1.000 (7-7) vs. Savannah State, 12/17/17
<b>Reb</b>	10 vs. Georgia, 3/3/17
<b>Off Reb</b>	4 vs. Hampton, 11/20/16
<b>Def Reb</b>	7, 2x, last vs. Wofford, 11/19/17
<b>Blk</b>	4, 2x, last vs. CofC, 12/5/17
<b>Stl</b>	2, 4x, last at Missouri, 1/7/18
<b>Asst</b>	2, 7x, at Temple, 12/21/17
<b>Min</b>	26 vs. Quinnipiac, 3/25/17

### Bianca Jackson

<b>Pts</b>	16 at Temple, 12/21/17
<b>FG</b>	6 at Temple, 12/21/17
<b>FGA</b>	10 vs. Alabama State, 11/10/17
<b>FG %</b>	.750 (6-8) at Temple, 12/21/17
<b>3FG</b>	4 at Temple, 12/21/17
<b>3FGA</b>	6 at Temple, 12/21/17
<b>3FG %</b>	.667 (4-6) at Temple, 12/21/17
<b>FT</b>	3 at Missouri, 1/7/18
<b>FTA</b>	4 at Missouri, 1/7/18
<b>FT %</b>	1.000 (2-2), 3x, last vs. Savannah St., 12/17/17
<b>Reb</b>	10 vs. CofC, 12/5/17
<b>Off Reb</b>	2, 6x, last at Ole Miss, 1/4/18
<b>Blk</b>	2 vs. Alabama State, 11/10/17
<b>Stl</b>	3 vs. Savannah State, 12/17/17
<b>Asst</b>	7 at Clemson, 11/16/17
<b>Min</b>	35 vs. Texas A&M, 12/31/17

### Alexis Jennings

<b>Pts</b>	28 vs. Morehead State, 11/18/15*
<b>Pts (SC)</b>	25 vs. St. John's, 11/25/17
<b>FG</b>	12 vs. Morehead State, 11/18/15*
<b>FG (SC)</b>	10 vs. St. John's, 11/25/17
<b>FGA</b>	15 vs. St. John's, 11/25/17
<b>FG %</b>	.833 (5-6) vs. Wofford, 11/19/17
<b>FT</b>	8 vs. Tennessee State, 12/28/14*
<b>FT (SC)</b>	5, 2x, last vs. Western Carolina, 11/30/17
<b>FTA</b>	12 vs. Tennessee State, 12/28/14*
<b>FTA (SC)</b>	8 vs. Duke, 12/3/17
<b>FT %</b>	1.000 (4-4) at Ole Miss, 1/4/18
<b>Reb</b>	16 vs. Texas A&M, 2/28/16*
<b>Reb (SC)</b>	13, 2x, last vs. Savannah State, 12/17/17
<b>Off Reb</b>	8 vs. Duke, 12/3/17
<b>Def Reb</b>	12 vs. Texas A&M, 2/28/16*
<b>Def Reb (SC)</b>	11 vs. Savannah State, 12/17/17
<b>Blk</b>	6 vs. Oklahoma, 3/21/16*
<b>Blk (SC)</b>	3 vs. Texas A&M, 12/31/17
<b>Stl</b>	3, 3x, last at Ole Miss, 1/4/18 (includes 1 game while at Kentucky)
<b>Asst</b>	3 at Ole Miss, 1/4/18
<b>Min</b>	33, 4x, last at Ole Miss, 1/4/18 (includes 2 games while at Kentucky)

\*indicates career high set at Kentucky

### Victoria Patrick

<b>Pts</b>	11 at Ole Miss, 1/4/18
<b>FG</b>	3 at Ole Miss, 1/4/18
<b>FGA</b>	9 vs. Savannah State, 12/17/17
<b>FG %</b>	.600 (3-5) at Ole Miss, 1/4/18
<b>3FG</b>	3 at Ole Miss, 1/4/18
<b>3FGA</b>	9 vs. Savannah State, 12/17/17
<b>3FG %</b>	.600 (3-5) at Ole Miss, 1/4/18
<b>FT</b>	2 at Ole Miss, 1/4/18
<b>FTA</b>	3 at Savannah State, 12/21/16
<b>FT %</b>	1.000 (2-2) at Ole Miss, 1/4/18
<b>Reb</b>	2, 6x, last at Ole Miss, 1/4/18
<b>Stl</b>	2 vs. Saint Peter's, 11/22/16
<b>Asst</b>	2 at Savannah State, 12/21/16
<b>Min</b>	21, 3x, last vs. Savannah State, 12/17/17

### Lindsey Spann

<b>Pts</b>	31 vs. Saint Peter's, 11/13/16^
<b>Pts (SC)</b>	20 at Clemson, 11/16/17
<b>FG</b>	13 vs. Saint Peter's, 11/13/16^
<b>FG (SC)</b>	7 at Clemson, 11/16/17
<b>FGA</b>	14 vs. Notre Dame, 11/26/17
<b>FG %</b>	.778 (7-9) at Clemson, 11/16/17
<b>3FG</b>	7 at Minnesota, 1/3/16^
<b>3FG (SC)</b>	6 at Clemson, 11/16/17
<b>3FGA (SC)</b>	11 vs. Notre Dame, 11/26/17
<b>3FG %</b>	.857 (6-7) at Clemson, 11/16/17
<b>FT</b>	8 vs. Sacred Heart, 12/20/15^
<b>FT (SC)</b>	2 at Maryland, 11/13/17
<b>FTA (SC)</b>	2, 3x, last vs. Notre Dame, 11/26/17
<b>FT %</b>	1.000 (2-2) at Maryland, 11/13/17
<b>Reb</b>	9, 2x, last vs. Marshall, 12/3/16^
<b>Reb (SC)</b>	5 at Maryland, 11/13/17
<b>Asst</b>	8, 2x, last vs. Wofford, 11/19/17 (includes 1 game while at Penn State)
<b>Min</b>	45 vs. Purdue, 1/30/16^
<b>Min (SC)</b>	39 vs. Notre Dame, 11/26/17

^indicates career high set at Penn State

### LaDazia Williams

<b>Pts</b>	11 vs. Western Carolina, 11/30/17
<b>FG</b>	4 vs. Western Carolina, 11/30/17
<b>FGA</b>	5, 2x, last vs. Western Carolina, 11/30/17
<b>FG %</b>	.800 (4-5) vs. Western Carolina, 11/30/17
<b>3FG</b>	2 vs. Western Carolina, 11/30/17
<b>3FGA</b>	2 vs. Western Carolina, 11/30/17
<b>3FG %</b>	1.000 (202) vs. Western Carolina, 11/30/17
<b>FTA</b>	4 vs. Alabama State, 11/10/17
<b>Reb</b>	8 vs. Western Carolina, 11/30/17
<b>Off Reb</b>	2 vs. Western Carolina, 11/30/17
<b>Def Reb</b>	6 vs. Western Carolina, 11/30/17
<b>Blk</b>	2 vs. Alabama State, 11/10/17
<b>Min</b>	19 vs. Western Carolina, 11/30/17

### A'ja Wilson

<b>Pts</b>	34 vs. Notre Dame, 11/26/17
<b>FG</b>	13 vs. Western Carolina, 11/30/17
<b>FGA</b>	20, 3x, last vs. Texas A&M, 12/31/17
<b>FG %</b>	.875 (7-8) vs. Maine, 11/21/16
<b>FT</b>	15 vs. Rutgers, 11/24/17
<b>FTA</b>	18 at Maryland, 11/13/17
<b>FT %</b>	1.000 (14-14) vs. Hampton, 11/20/16
<b>Reb</b>	19, 2x, last vs. Stanford, 3/31/17
<b>Off Reb</b>	8, 2x, last at Maryland, 11/13/17
<b>Def Reb</b>	16 vs. St. John's, 11/25/17
<b>Blk</b>	8, 3x, last at Temple, 12/21/17
<b>Stl</b>	5 vs. Vanderbilt, 2/16/17
<b>Asst</b>	5, 2x, last vs. Notre Dame, 11/26/17
<b>Min</b>	39, 2x, last vs. Notre Dame, 11/26/17

## The Last Time...

### Individual

#### Scored 50 Points

**South Carolina** 51, Jocelyn Penn vs. Stetson, 1/4/03  
**Opponent** Never

#### Scored 40 Points

**South Carolina** 51, Jocelyn Penn vs. Stetson, 1/4/03  
**Opponent** 46, Cornelia Gayden, LSU, 1/14/95

#### Scored 30 Points

**South Carolina** 34, A'ja Wilson vs. Notre Dame, 11/26/17  
**Opponent** 36, Chennedy Carter, Texas A&M, 12/31/17

#### Grabbed 20 Rebounds

**South Carolina** 25, Kelsey Bone vs. Boston University, 12/28/09  
**Opponent** 22, Monique Billings, UCLA, 12/18/16

#### Grabbed 15 Rebounds

**South Carolina** 15, A'ja Wilson at Ole Miss, 1/4/18  
**Opponent** 16, Anriel Howard, Texas A&M, 12/31/17

#### Two Players with 20 or More Points

**South Carolina** A'ja Wilson 26/Mikiah Herbert Harrigan 21 vs. Savannah State, 12/17/17  
**Opponent** Sophie Cunningham 27/Amber Smith 20 at Missouri, 1/7/18

#### Two Players with 10 or More Rebounds

**South Carolina** A'ja Wilson 15/Bianca Jackson 10 vs. CofC, 12/5/17  
**Opponent** Erica McCall 14/Alanna Smith 12 vs. Stanford, 3/31/17

#### Had 10 Assists

**South Carolina** 11, Tyasha Harris vs. Auburn, 1/11/18  
**Opponent** 10, Curtyce Knox, at Texas A&M, 2/23/17

#### Had Five Steals

**South Carolina** 6, Tyasha Harris vs. Savannah State, 12/17/17  
**Opponent** 5, Leaonna Odom, at Duke, 12/4/16

#### Had Five Blocked Shots

**South Carolina** 5, A'ja Wilson vs. Auburn, 1/11/18  
**Opponent** 6, Kelsey Lang, at Texas, 12/1/16

#### Had a Double-Double

**South Carolina** A'ja Wilson (19 pts/11 rebs) / Tyasha Harris (14 pts/10 assts) vs. Auburn, 1/11/18  
**Opponent** Amber Smith (20 pts/12 rebs), at Missouri, 1/7/18

#### Two Players had a Double-Double

**South Carolina** A'ja Wilson (19 pts/11 rebs) / Tyasha Harris (14 pts/10 assts) vs. Auburn, 1/11/18  
**Opponent** Erica McCall (14 pts/14 rebs)/Alanna Smith (14 pts/2 rebs) vs. Stanford, 3/31/17

#### Three Players had a Double-Double

**South Carolina** Ashley Bruner (16 pts/12 rebs)/Aleighsa Welch (16 pts/ 11 rebs)/Elem Ibiam (12 pts/10 rebs) vs. Kansas, 3/25/13  
**Opponent** Merlakia Jones (26 pts/10 rebs)/Takilya Davis (19 pts/13 rebs)/DeLisha Milton (14 pts/15 rebs), at Florida, 2/20/94

#### Had a Triple-Double

**South Carolina** Alaina Coates (29 pts/16 rebs/10 blks) vs. Winthrop, 12/13/15  
**Opponent** Never

### Team

#### Scored 100 Points

**South Carolina** 101 vs. Western Carolina, 11/30/17  
**Opponent** 103, Clemson, 11/21/03

#### Won by 30 or More Points

**South Carolina** 99-38 (61) vs. Savannah State, 12/17/17  
**Opponent** 66-34 (32), Georgia, 3/4/11

#### Shot 65% or Better from the Field

**South Carolina** .652 (45-69) vs. East Tennessee State, 12/19/00  
**Opponent** Never

#### Shot 60% or Better from the Field

**South Carolina** .610 (36-59) vs. Quinnipiac, 3/25/17  
**Opponent** .604 (29-48), Vanderbilt, 1/18/01

#### Shot 50% or Better from the Field

**South Carolina** .510 (25-49) vs. Auburn, 1/11/18  
**Opponent** .563 (27-48), at Missouri, 1/7/18

#### No Players in Double-Figure Points

**South Carolina** at Auburn, 1/19/12  
**Opponent** vs. Western Carolina, 11/30/17

#### Five Players in Double-Figure Points

**South Carolina** at Missouri, 1/7/18  
**Opponent** Arkansas, 2/14/10

#### More Than Five Players in Double-Figure Points

**South Carolina** 6 vs. Wofford, 11/19/17  
**Opponent** 6 at Georgia, 2/13/03

#### Faced AP Top-25 Opponent

**Win** 72-52 vs. No. 14 Duke, 12/3/17  
**Loss** 74-83 at No. 15 Missouri, 1/7/18

#### Faced AP Top-10 Opponent

**Win** 61-59 vs. No. 22 Texas A&M, 12/31/17  
**Loss** 85-92 vs. No. 6 Notre Dame, 11/26/17

#### Faced AP Top-5 Opponent

**Win** 64-61 vs. No. 4 Mississippi State, 1/23/17  
**Loss** 65-66 vs. No. 2 Notre Dame, 4/5/15

#### Faced AP No. 1 Team

**Win** Never  
**Loss** 55-66 at No. 1 UConn, 2/13/17

#### Overtime Game

**Win** 58-55 vs. Drexel, 11/28/12  
**Loss** 65-57 at Texas A&M, 1/16/14

#### Double-Overtime Game

**Win** 92-91 at Florida State, 2/4/91  
**Loss** 92-94 at Clemson, 11/19/09

#### South Carolina Was Ranked (AP Poll)

**No. 1** 2/9/15  
**Top 5** No. 4, 1/1/18  
**Top 10** No. 9, 1/8/18  
**Top 25** No. 13, 12/30/13

# South Carolina Single-Quarter Records

*Italics indicates set in 2017-18*

## TEAM

### Scoring

Most	Points
1. vs. Saint Peter's, 11/22/16, 1st qtr.	37
2. vs. Arkansas, 1/3/16, 2nd qtr.	35
3. vs. Minnesota, 12/11/16, 2nd qtr.	33
4. vs. Hampton, 11/20/16, 2nd qtr.	32
5. vs. Quinnipiac, 3/25/17, 3rd qtr.	31

Fewest	Points
1. vs. <i>St. John's</i> , 11/25/17, 2nd qtr.	6
vs. Stanford, 3/31/17, 2nd qtr.	6
vs. UCLA, 12/18/16, 1st qtr.	6
4. vs. <i>Texas A&amp;M</i> , 12/31/17, 2nd qtr.	7
at <i>Clemson</i> , 11/16/17, 4th qtr.	7
at Mississippi State, 1/24/16, 1st qtr.	7

Fewest Allowed	Points
1. vs. <i>Savannah State</i> , 12/17/17, 3rd qtr.	3
2. vs. <i>CofC</i> , 12/5/17, 2nd qtr.	4
at <i>Clemson</i> , 11/16/17, 1st qtr.	4
vs. <i>Alabama State</i> , 11/10/17, 4th qtr.	4
4 other times	4

Most Allowed	Points
1. at <i>Maryland</i> , 11/13/17, 4th qtr.	32
vs. Kentucky, 2/26/17, 4th qtr.	32
3. vs. Syracuse, 3/25/16, 4th qtr.	30
4. vs. <i>Notre Dame</i> , 11/26/17, 4th qtr.	26
vs. Ohio State, 11/13/15, 1st qtr.	26

### Margin of Difference

Lead	Score	Margin
1. vs. Arkansas, 1/3/16, 2nd qtr.	35-9	+26
2. vs. Saint Peter's, 11/22/16, 1st qtr.	37-12	+25
3. at Auburn, 1/5/17, 1st qtr.	29-6	+23
4. vs. <i>Alabama St.</i> , 11/10/17, 2nd qtr.	27-5	+22
vs. Arkansas, 1/3/16, 3rd qtr.	29-7	+22

Deficit	Score	Margin
1. vs. Syracuse, 3/25/16, 4th qtr.	16-30	-14
2. vs. <i>Notre Dame</i> , 11/26/17, 2nd qtr.	10-23	-13
3. at <i>Maryland</i> , 11/13/17, 4th qtr.	21-32	-11
vs. Stanford, 3/31/17, 2nd qtr.	17-6	-11
vs. UConn, 2/8/16, 3rd qtr.	8-19	-11
at <i>Texas A&amp;M</i> , 1/31/16, 2nd qtr.	8-19	-11

### Field Goals

Made	FGM
1. vs. Saint Peter's, 11/22/16, 1st qtr.	15
2. vs. <i>Notre Dame</i> , 11/26/17, 4th qtr.	14
vs. Arkansas, 1/3/16, 2nd qtr.	14
4. vs. Quinnipiac, 3/25/17, 3rd qtr.	13
vs. Kentucky, 3/4/17, 1st qtr.	13

Attempts	FGA
1. vs. <i>CofC</i> , 12/5/17, 1st qtr.	22
at Auburn, 1/5/17, 1st qtr.	22
3. at <i>Ole Miss</i> , 1/4/18, 1st qtr.	21
at <i>Temple</i> , 12/21/17, 1st qtr.	21
vs. <i>Notre Dame</i> , 11/26/17, 4th qtr.	21
vs. <i>Alabama St.</i> , 11/10/17, 2nd qtr.	21
vs. Vanderbilt, 2/16/17, 1st qtr.	21
vs. Tennessee, 1/30/17, 1st	21
vs. Minnesota, 12/11/16, 1st qtr.	21
vs. Saint Peter's, 11/22/16, 1st qtr.	21
vs. Kentucky, 3/5/16, 1st qtr.	21
vs. Ole Miss, 1/28/16, 1st qtr.	21
vs. Ohio State, 11/13/15, 4th qtr.	21

Highest Percentage	FGM-A	Pct
1. vs. Kentucky, 3/5/16, 4th qtr.	11-13	.846
2. vs. Quinnipiac, 3/25/17, 3rd qtr.	13-16	.813
3. vs. Hampton, 12/16/15, 3rd qtr.	8-10	.800
4. vs. LSU, 2/28/16, 2nd qtr.	7-9	.778
5. at Clemson, 11/18/15, 3rd qtr.	9-12	.750

Lowest Percentage	FGM-A	Pct
1. vs. Georgia, 1/12/17, 2nd qtr.	1-12	.083
2. vs. UCLA, 12/18/16, 1st qtr.	2-15	.133
3. vs. Stanford, 3/31/17, 2nd qtr.	2-14	.143
4. vs. UConn, 2/8/16, 3rd qtr.	3-17	.176
5. vs. <i>Texas A&amp;M</i> , 12/31/17, 2nd qtr.	2-11	.182
vs. Georgia, 2/18/16, 1st qtr.	2-11	.182
at Mississippi State, 1/24/16, 1st qtr.	2-11	.182

Lowest Percentage Allowed	FGM-A	Pct
1. vs. <i>CofC</i> , 12/5/17, 2nd qtr.	1-18	.056
vs. <i>St. John's</i> , 11/25/17, 1st qtr.	1-17	.059
3. vs. Vanderbilt, 2/16/17, 4th qtr.	1-16	.063
4. vs. UNC Asheville, 3/17/17, 3rd qtr.	1-15	.067
5. vs. <i>Alabama St.</i> , 11/10/17, 4th qtr.	1-14	.071
at Florida, 1/8/17, 2nd qtr.	1-14	.071

Highest Percentage Allowed	FGM-A	Pct
1. at LSU, 1/15/17, 2nd qtr.	9-12	.750
2. vs. Quinnipiac, 3/25/17, 2nd qtr.	8-11	.727
3. at <i>Missouri</i> , 1/7/18, 4th qtr.	5-7	.714
4. vs. <i>Auburn</i> , 1/11/18, 3rd qtr.	7-10	.700
5. vs. <i>Notre Dame</i> , 11/26/17, 4th qtr.	9-13	.692
vs. Tennessee, 1/30/17, 4th qtr.	9-13	.692
vs. Mississippi St., 1/23/17, 2nd qtr.	9-13	.692

### Rebounding

Total	Rebs
1. at Ohio state, 11/14/16, 1st qtr.	20
2. vs. <i>CofC</i> , 12/5/17, 1st qtr.	19
3. vs. <i>Western Carolina</i> , 11/30/17, 2nd qtr.	18
vs. Clemson, 12/15/16, 2nd qtr.	18
vs. Kansas State, 3/20/16, 3rd qtr.	18
at Alabama, 2/22/16, 4th qtr.	18

Margin	Rebs	Margin
1. at Alabama, 2/22/16, 4th qtr.	18-3	+15
2. vs. Clemson, 12/15/16, 2nd qtr.	18-4	+14
3. vs. <i>CofC</i> , 12/5/17, 1st qtr.	19-6	+13
vs. Saint Peter's, 11/22/16, 1st qtr.	16-3	+13
vs. Hampton, 12/16/15, 4th qtr.	15-2	+13

## INDIVIDUAL

### Scoring

Most	Points
1. Kaela Davis at Auburn, 1/5/17, 1st qtr.	19
2. <i>A'ja Wilson</i> vs. <i>Notre Dame</i> , 11/26/17, 4th qtr.	18
3. Kaela Davis vs. Quinnipiac, 3/25/17, 3rd qtr.	15
Tina Roy vs. Arkansas, 1/3/16, 3rd qtr.	15
5. Kaela Davis vs. Minnesota, 12/11/16, 2nd qtr.	14
Tina Roy vs. Syracuse, 3/25/16, 2nd qtr.	14

### Rebounding

Most	Rebs
1. Alaina Coates at Arkansas, 2/5/17, 1st qtr.	9
Alaina Coates at Georgia, 1/26/17, 2nd qtr.	9
3. A'ja Wilson vs. Stanford, 3/31/17, 3rd qtr.	8
A'ja Wilson vs. Mississippi State, 3/5/17, 4th qtr.	8
Alaina Coates vs. Georgia, 1/12/17, 1st qtr.	8
A'ja Wilson at Florida, 1/8/17, 2nd qtr.	8
A'ja Wilson vs. UCLA, 12/18/16, 4th qtr.	8
Alaina Coates vs. Louisville, 11/27/16, 3rd qtr.	8
Alaina Coates vs. Hampton, 11/20/16, 3rd qtr.	8
Alaina Coates vs. Ole Miss, 1/28/16, 2nd qtr.	8

# Staley Era Team Records

*Italics indicates set in 2017-18*

## Scoring

<b>Most</b>	<b>Points</b>
1. vs. Savannah State, 12/14/14	111
2. at Alabama, 1/8/15	102
3. vs. <i>Western Carolina, 11/30/17</i>	101
4. vs. Quinnipiac, 3/25/17	100
5. vs. <i>Savannah State, 12/17/17</i>	99
vs. <i>Alabama State, 11/10/17</i>	99
vs. Clemson, 11/20/14	99
vs. Ole Miss, 1/30/14	99
vs. Charleston Southern, 11/9/13	99

<b>Fewest</b>	<b>Points</b>
1. at Stanford, 11/26/10	32
2. vs. Georgia, 3/4/11	34
3. vs. Mississippi State, 3/5/09	39
4. at Georgia, 1/13/13	40
5. at Mississippi State, 2/26/09	41

<b>Fewest Allowed</b>	<b>Points</b>
1. vs. South Carolina State, 12/14/11	21
2. vs. Presbyterian, 11/27/11	24
3. vs. NC Central, 12/1/14	26
vs. SC State, 12/22/13	26
5. vs. NC Central, 12/2/13	27

<b>Most Allowed</b>	<b>Points</b>
1. at Clemson, 11/19/09	94
2. vs. North Carolina, 12/20/09	93
3. vs. <i>Notre Dame, 11/26/17</i>	92
vs. Kentucky, 2/26/17	87
at Connecticut, 2/9/15	87

## Margin of Outcome

<b>Victory</b>	<b>Score</b>	<b>Margin</b>
1. vs. Charleston Southern, 11/8/13	99-29	+70
2. vs. <i>Alabama State, 11/10/17</i>	99-31	+68
vs. NC Central, 12/1/14	90-26	+64
4. vs. Savannah State, 12/14/14	111-49	+62
5. vs. <i>Savannah State, 12/17/17</i>	99-38	+61

<b>Defeat</b>	<b>Score</b>	<b>Margin</b>
1. at Stanford, 11/26/10	32-70	-38
2. vs. Georgia, 3/4/11	34-66	-32
3. vs. Stanford, 12/19/08	47-78	-31
4. at Penn State, 11/21/10	48-78	-30
5. vs. Connecticut, 12/28/08	48-77	-29

## Field Goals

<b>Made</b>	<b>FGM</b>
1. vs. <i>Savannah State, 12/17/17</i>	39
vs. <i>Western Carolina, 11/30/17</i>	39
vs. Charleston Southern, 11/8/13	39
4. vs. Minnesota, 12/11/16	38
vs. Savannah State, 12/14/14	38
vs. Clemson, 11/20/14	38

<b>Attempts</b>	<b>FGA</b>
1. vs. Penn State, 11/20/11	76
2. at Clemson, 11/19/09	74
3. vs. Tennessee, 1/20/11	73
4. vs. <i>Alabama State, 11/10/17</i>	72
4 other games	72

<b>Highest Percentage</b> (Min. 40 FGA)	<b>FGM-A</b>	<b>Pct</b>
1. vs. Savannah State, 3/20/15	34-53	.642
2. at Alabama, 1/8/15	37-58	.638
3. vs. Kentucky, 2/26/17	34-55	.618
4. vs. Florida State, 3/29/15	30-49	.612
5. vs. Quinnipiac, 3/25/17	36-59	.610

<b>Lowest Percentage</b> (Min. 40 FGA)	<b>FGM-A</b>	<b>Pct</b>
1. at Stanford, 11/26/10	12-55	.218
2. vs. Georgia, 3/4/11	12-52	.231
3. at Florida, 1/20/13	15-64	.234
4. at Kentucky, 2/5/09	13-55	.236
5. at Georgia, 1/2/11	13-54	.241

<b>Lowest %age Allowed</b> (Min. 40 FGA)	<b>FGM-A</b>	<b>Pct</b>
1. vs. South Carolina State, 12/14/11	6-48	.125
2. vs. NC Central, 12/2/13	8-50	.160
3. vs. Charleston Southern, 11/8/13	10-54	.185
4. vs. Arkansas, 3/6/15	11-57	.193
vs. Hampton, 11/22/12	11-57	.193

<b>Highest %age Allowed</b> (Min. 40 FGA)	<b>FGM-A</b>	<b>Pct</b>
1. vs. Connecticut, 12/28/08	35-62	.565
vs. Florida, 1/9/11	26-46	.565
3. <i>at Missouri, 1/7/18</i>	27-48	.563
4. vs. Xavier, 11/12/10	34-61	.557
5. at Connecticut, 2/9/15	31-56	.554

## 3-Point Field Goals

<b>Made</b>	<b>3FGM</b>
1. vs. Minnesota, 12/11/16	16
2. at Auburn, 1/5/17	14
3. vs. Kentucky, 3/5/16	12
4. vs. Arkansas, 1/3/16	11
at Alabama, 1/8/15	11

<b>Attempts</b>	<b>3FGA</b>
1. vs. Minnesota, 12/11/16	33
2. vs. Syracuse, 3/25/16	32
3. vs. Penn State, 11/20/11	29
4. at Auburn, 1/5/17	28
vs. College of Charleston, 11/14/13	28
vs. North Carolina, 12/19/10	28

<b>Percentage</b> (Min. 5 3FGA)	<b>3FGM-A</b>	<b>Pct</b>
1. vs. Oregon State, 3/25/14	4-6	.667
vs. Ole Miss, 1/30/14	4-6	.667
vs. Savannah State, 12/28/13	4-6	.667
vs. Western Carolina, 12/29/12	6-9	.667
at Alabama, 1/10/10	8-12	.667
vs. Charlotte, 12/21/08	8-12	.667

## Free Throws

<b>Made</b>	<b>FTM</b>
1. vs. Savannah State, 12/14/14	34
vs. Oregon State, 3/25/14	34
3. vs. Missouri, 1/10/16	32
vs. Ole Miss, 1/30/14	32
at Mississippi State, 1/6/12	32

<b>Attempts</b>	<b>FTA</b>
1. at Mississippi State, 1/6/13	50
2. vs. Savannah State, 12/28/13	48
3. vs. Savannah State, 12/14/14	47
4. vs. Missouri, 2/2/14	46
5. vs. Seton Hall, 11/17/13	44
vs. South Carolina State, 12/21/12	44

<b>Percentage</b> (Min. 10 FTA)	<b>FTM-A</b>	<b>Pct</b>
1. vs. Quinnipiac, 3/25/17	18-19	.947
2. at Texas A&M, 2/23/17	15-16	.923
3. vs. Alabama, 1/19/14	10-11	.909
4. at Arkansas, 2/5/17	18-20	.900
5. vs. Auburn, 1/2/09	23-26	.885

## Rebounding

<b>Total</b>	<b>Rebs</b>
1. vs. College of Charleston, 11/14/13	62
2. at Florida, 1/20/13	59
3. at Alabama, 2/22/16	58
4. vs. Hampton, 11/22/12	57
5. vs. Savannah State, 12/14/14	56

<b>Margin</b>	<b>Rebs</b>	<b>Margin</b>
1. vs. Savannah State, 12/14/14	56-21	+35
2. vs. Hampton, 12/16/15	52-19	+33
3. at Alabama, 2/7/13	53-24	+29
4. at Alabama, 2/22/16	58-31	+28
vs. Hampton, 12/17/14	48-21	+27

<b>Offensive</b>	<b>Off. Rebs</b>
1. vs. Elon, 11/9/12	29
2. vs. College of Charleston, 11/23/11	27
3. vs. Kansas, 3/25/13	26
at Florida, 1/20/13	26
5. vs. Savannah State, 11/15/12	25
vs. Penn State, 11/20/11	25
at Penn State, 11/21/10	25

## Turnovers

<b>Fewest</b>	<b>TOs</b>
1. at Tennessee, 2/2/12	4
2. <i>at Ole Miss, 1/4/18</i>	5
vs. UNC Asheville, 3/17/17	5
vs. Vanderbilt, 2/16/17	5
vs. CSU Bakersfield, 11/28/15	5
at Clemson, 11/18/15	5
vs. Syracuse, 11/28/14	5
vs. Tennessee, 2/23/15	5
at Missouri, 2/28/13	5
vs. Georgia, 3/2/12	5
vs. Ole Miss, 3/3/11	5

<b>Most</b>	<b>TOs</b>
1. at Wake Forest, 12/3/08	32
2. at Ole Miss, 2/25/16	29
vs. Hampton, 11/22/12	29
vs. Kentucky, 1/15/12	29
4. at Kentucky, 1/13/11	28

## Assists

1. vs. Minnesota, 12/11/16	29
2. vs. NC Central, 12/1/14	26
3. vs. Winthrop, 12/13/15	25
vs. UNCG, 11/15/15	25
vs. San Diego State, 11/23/14	25
vs. Clemson, 11/20/14	25
vs. Alabama, 1/19/14	25
vs. Charleston Southern, 11/8/13	25

## Steals

1. vs. <i>Alabama State, 11/10/17</i>	21
vs. NC Central, 12/1/14	21
vs. Furman, 12/11/11	21
4. vs. San Diego State, 11/23/14	18
5. vs. Saint Peter's, 11/22/16	17
vs. Charleston Southern, 11/8/13	17

## Blocked Shots

1. vs. Winthrop, 12/13/15	16
2. vs. Arkansas, 3/6/15	15
3. at Mississippi State, 2/6/14	14
vs. Kentucky, 1/9/14	14
5. <i>at Temple, 12/21/17</i>	13



# Dawn Staley

## Head Coach

### 10th Season at South Carolina

### Virginia, 1992

When three-time Olympic gold medalist Dawn Staley took the reins of the University of South Carolina women's basketball program on May 10, 2008, the Gamecocks' stature immediately rose not just in the Southeastern Conference but on the national stage as well. Nine seasons later, Staley delivered on those expectations with the program's first NCAA National Championship in 2017. South Carolina has the fifth-longest streak of appearances in the Associated Press Top 25, hitting the 100-week mark on Dec. 25, 2017; and the Gamecocks boast six straight 25-win seasons, which include four SEC regular-season championships, three SEC Tournament titles, two NCAA Final Four appearances and three other Sweet 16 seasons, the program's first ever No. 1 national ranking and a school-record 34 wins in 2014-15. Staley's success has united every demographic in the state of South Carolina as the Gamecocks' fan base tripled over a span of three seasons, and three times led the nation in home attendance.

While her coaching career is blossoming, Staley is still recognized for her body of work as a one of the most decorated participants in United States women's basketball history. The Naismith Memorial Basketball Hall of Fame solidified her legacy with her enshrinement as part of the Class of 2013. The Phoenix Club of Philadelphia established the Dawn Staley Award recognizing the nation's top guard in women's Division I basketball in 2013 as well. Staley was inducted into the Women's Basketball Hall of Fame as part of the Class of 2012 and was one of the final nominees for induction to the U.S. Olympic Hall of Fame the same year. In the summer of 2011, the WNBA recognized her as one of the league's "Top 15," honoring the most influential players in the league's history.

In her 18th season as a head coach, Staley has amassed a 407-162 (.715) record, including her 235-82 (.741) slate in her 10th season at South Carolina. She has led her teams to eight 25-win seasons, a total of 13 postseason appearances and 76 weeks in the Associated Press top 10, including 12 in the No. 1 spot. Also a force in USA Basketball, she was named the U.S. Women's National Team head coach for 2017-20 after leading three other U.S. teams to gold medals – 2015 FIBA U19 World Cup, 2014 FIBA U18 Americas Cup, 2007 Pan Am Games – and serving as an assistant on the Senior National Team 2006-08 and again 2014-16, during which the U.S. claimed gold in the 2014 FIBA World Cup and the 2008 and 2016 Olympic Games.

At the helm of the Gamecocks over the last 10 seasons, Staley has been named National Coach of the Year, a Naismith National Coach of the Year Finalist three times, SEC Coach of the Year three times and BCA Female Coach of the Year. She became the fastest coach to 200 wins in program history, needing just 277 games at South Carolina to do it.

Under Staley's leadership, four Gamecocks have collected eight All-America selections, two have picked up four SEC Player of the Year honors, two have earned SEC Defensive Player of the Year recognition, one has been the SEC 6th Player of the Year and three were named SEC Freshman of the Year. She has coached 10 Gamecocks who earned All-SEC honors 21 times, including 11 first-team selections, and five Gamecocks have been selected in the WNBA Draft, including Alaina Coates who, as the No. 2 pick in 2017, became the highest pick in program history, and three others who earned WNBA All-Rookie Team honors.

On Staley's watch, the Gamecocks are enjoying the most sustained success in program history. After posting back-to-back 25-win seasons in 2011-12 and 2012-13 for the first time in more than 30 years, the 2014-15 team broke the school record with 34 wins. South Carolina won more SEC games than the season before in each of Staley's first seven seasons, culminating in the 2015-16 team recording just the second 16-0 conference record in league history. Staley's 97 SEC wins are more than any other Gamecock coach, accounting for 60.2 percent of the program's total 161 wins over its 26 seasons in the league. She has delivered the only SEC championships in program history, lifting that trophy four times in as many seasons, and she has helped the Gamecocks to six of the program's seven top-four finishes in the SEC. Off the court, Staley's Gamecocks have been active in the community and thriving in the classroom. Every student-athlete who completed her eligibility under Staley at South Carolina has graduated or is on track to graduate, and the team GPA has been over 3.0 for seven of the last eight semesters.

## Year-by-Year Coaching Record

Year	School	Record	Conf. Rec.	Conf. Finish	Postseason
2000-01	Temple	19-11	11-5	2nd East	WNIT
2001-02	Temple	20-11	12-4	2nd East	A-10 Tourn. Champ./NCAA 1st Round
2002-03	Temple	14-15	9-7	2nd East	
2003-04	Temple	21-10	14-2	1st East	A-10 Tourn. Champ./NCAA 1st Round
2004-05	Temple	28-4	16-0	1st East*	A-10 Tourn. Champ./NCAA 2nd Round
2005-06	Temple	24-8	12-4	3rd	A-10 Tourn. Champ./NCAA 1st Round
2006-07	Temple	25-8	13-1	2nd	NCAA 2nd Round
2007-08	Temple	21-13	12-2	T-1st	NCAA 1st Round
2008-09	South Carolina	10-18	2-12	11th	
2009-10	South Carolina	14-15	7-9	T-7th	
2010-11	South Carolina	18-15	8-8	T-5th	WNIT 2nd Round
2011-12	South Carolina	25-10	10-6	T-4th	NCAA Sweet 16
2012-13	South Carolina	25-8	11-5	T-4th	NCAA 2nd Round
2013-14	South Carolina	29-5	14-2	1st	NCAA Sweet 16
2014-15	South Carolina	34-3	15-1	T-1st	SEC Tourn. Champ./NCAA Final Four
2015-16	South Carolina	33-2	16-0	1st	SEC Tourn. Champ./NCAA Sweet 16
2016-17	South Carolina	33-4	14-2	1st	SEC Tourn. Champ./NCAA Champ
2017-18	South Carolina	13-2	2-1		
<b>Career</b>	<b>18th season</b>	<b>407-162</b>	<b>199-71</b>		
<b>At SC</b>	<b>10th season</b>	<b>235-82</b>	<b>100-46</b>		

## Coaching Highlights

### College

- 12 NCAA Tournament Appearances (6 at South Carolina)
- NCAA National Champion (2017)
- 12 20-Win Seasons (6 at South Carolina)
- 5 Regular-Season Conference Titles (SEC 2014, 2015, 2016, 2017; A-10 2008)
- 7 Conference Tournament Titles (SEC 2015, 2016, 2017; A-10 2002, 2004, 2005, 2006)
- 3-time Naismith National Coach of the Year Finalist (2014, 2015, 2016)
- Basketball Times National Coach of the Year (2014)
- 4-time WBCA Region Coach of the Year (Region 3 2014, 2015, 2016; Region 1 2005)
- Five-time Conference Coach of the Year (SEC 2014, 2015, 2016; A-10 2004, 2005)
- Winningest head coach at both Temple and South Carolina

### USA Basketball

- Senior National Team Head Coach (2017-20)
- Senior National Team Asst. Coach (2006-08, 2014-16) – Rio Olympics gold medal (2016), FIBA World Championship gold medal (2014), Beijing Olympics gold medal (2008), FIBA Americas Championship gold medal (2007), FIBA World Championship bronze medal (2006)
- U19 National Team Head Coach – FIBA U19 World Championship gold medal (2015)
- U18 National Team Head Coach – FIBA U18 Americas Championship gold medal (2014)
- Pan Am Games Head Coach – Gold medal (2007)

## Playing Highlights

### U.S. Professional – 11 seasons

- Five-time WNBA All-Star (2001, 2002, 2003, 2005, 2006)
- Two-time ABL All-Star (1997, 1998)
- WNBA All-Decade Team

### USA Basketball

- Olympic gold medalist (1996, 2000, 2004)
- Flag bearer for U.S. in Olympic Games Opening Ceremony (2004)
- Two-time USA Basketball Female Athlete of the Year (1994, 2004)

### College – Virginia (1989-92)

- Kodak All-America (1990, 1991, 1992)
- Honda-Broderick Cup Award for Collegiate Female Athlete of the Year (1991)
- Two-time ACC Player of the Year (1991, 1992)
- NCAA Tournament MOP (1991)

## Other Notables

- Naismith Memorial Basketball Hall of Fame, Class of 2013
- Order of the Palmetto Recipient (2013)
- Women's Basketball Hall of Fame, Class of 2012





Official Basketball Box Score - Game Totals - Final Statistics  
**Alabama State vs #4/2 South Carolina**  
 11/10/17 7 p.m. at Columbia, S.C./Colonial Life Arena



**Alabama State 31 • 0-1**

#	Player	Total		3-Ptr		Rebounds			PF	TP	A	TO	Blk	Stl	Min
		FG-FGA	FG-FGA	FG-FGA	FT-FTA	Off	Def	Tot							
22	Stephens, Kayla	f	1-7	0-0	1-2	1	1	2	5	3	0	2	0	1	19
04	Calhoun, Tatyana	c	0-0	0-0	0-0	0	2	2	5	0	0	0	0	4	
52	Pye, Kenya	g	1-3	0-1	0-0	0	1	1	0	2	0	2	0	17	
11	Smith, Shamiyah	g	1-2	0-0	0-0	0	0	0	2	2	8	5	0	22	
25	Hunt, Amber	g	3-9	2-5	0-2	2	1	3	1	8	0	3	0	29	
05	Nelson, Aliyah	g	2-4	0-0	0-0	1	2	3	4	0	2	0	0	22	
10	Lee, Courtney	g	0-4	0-0	2-4	0	0	0	0	2	1	7	1	18	
12	Milner, Mya	g	0-5	0-1	2-4	0	0	0	5	2	0	1	0	11	
21	Sapp, Nia	g	1-7	0-1	1-1	0	1	1	0	3	0	3	0	12	
23	Gipson, Arleatha	g	1-5	1-1	0-2	2	2	4	2	3	0	2	0	25	
34	Harvey, Victoria	g	1-8	0-0	0-0	6	3	9	4	2	0	1	1	21	
<b>Team</b>						5	1	6			1				
<b>Totals</b>			11-54	3-9	6-15	17	14	31	27	31	9	29	2	3	200

1st-FG %: 3-14 21.4%      2nd: 2-13 15.4%      3rd: 5-13 38.5%      4th: 1-14 7.1%      Game: 11-54 20.4%      Deadball Rebounds 7  
 3FG %: 1-1 100.0%      1-2 50.0%      1-5 20.0%      0-1 0.0%      3-9 33.3%  
 FT %: 2-3 66.7%      0-0 0.0%      2-4 50.0%      2-8 25.0%

**#4/2 South Carolina 99 • 1-0**

#	Player	Total		3-Ptr		Rebounds			PF	TP	A	TO	Blk	Stl	Min
		FG-FGA	FG-FGA	FG-FGA	FT-FTA	Off	Def	Tot							
22	WILSON, A'ja	f	5-9	0-0	6-6	4	6	10	0	16	2	1	3	0	14
03	JENNINGS, Alexis	f	3-7	0-1	1-1	5	4	9	0	7	1	0	2	3	15
04	CLINEY, Doniyah	g	5-8	1-3	4-4	2	2	4	2	15	2	0	0	5	29
11	SPANN, Lindsey	g	6-9	3-5	1-1	0	0	0	0	16	3	1	0	22	
52	HARRIS, Tyasha	g	4-7	1-4	0-0	0	0	0	0	9	4	1	0	3	20
00	PATRICK, Victoria	g	1-5	0-3	0-0	0	0	0	0	2	1	0	0	1	21
10	JACKSON, Bianca	g	4-10	0-3	0-0	2	4	6	3	8	3	1	2	2	28
21	HERBERT HARRIGAN,	g	7-10	0-0	4-5	2	4	6	1	18	0	2	1	2	21
23	WILLIAMS, LaDazia	g	1-5	0-0	0-4	4	1	5	2	2	0	1	2	14	
24	GRISSETT, LeLe	g	1-2	0-0	4-7	2	3	5	4	6	0	3	0	4	16
<b>Team</b>						2	1	3			2				
<b>Totals</b>			37-72	5-19	20-28	23	25	48	14	99	16	10	10	21	200

1st-FG %: 9-18 50.0%      2nd: 11-16 68.8%      3rd: 8-17 47.1%      4th: 9-21 42.9%      Game: 37-72 51.4%      Deadball Rebounds 6  
 3FG %: 2-7 28.6%      1-1 100.0%      2-6 33.3%      0-5 0.0%      5-19 26.3%  
 FT %: 9-11 81.8%      4-6 66.7%      7-9 77.8%      0-2 0.0%

Officials: Kevin Pethel, Bonnie Pettus, Kimberly Thebo  
 Technical fouls: Alabama State-None. #4/2 South Carolina-None.  
 Attendance: 13723

Score by periods	1st	2nd	3rd	4th	Total
Alabama State	9	5	13	4	31
#4/2 South Carolina	29	27	25	18	99

Last FG - ALST 4th-02:42, SC 4th-00:51.  
 Largest lead - ALST by 1 1st-08:59, SC by 68 4th-03:10.  
 ALST led for 00:30. SC led for 39:25. Game was tied for 00:05.

In Paint Off 2nd Fast  
 T/O Chance Break Bench  
 Points 56 46 28 27 36  
 ALST SC

Score tied - 0 times.  
 Lead changed - 2 times.



Official Basketball Box Score - Game Totals - Final Statistics  
**South Carolina vs #15/13 Maryland**  
 11/13/17 7:00 p.m. at College Park, Md. (XFINITY Center)



**South Carolina 94 • 2-0**

#	Player	Total		3-Ptr		Rebounds			PF	TP	A	TO	Blk	Stl	Min
		FG-FGA	FG-FGA	FG-FGA	FT-FTA	Off	Def	Tot							
22	WILSON, A'ja	f	10-19	0-0	12-18	8	4	12	2	32	3	5	4	0	36
05	JENNINGS, Alexis	f	5-8	0-1	2-2	4	9	13	1	12	0	0	1	2	27
34	CLINEY, Doniyah	g	2-8	1-5	1-4	1	2	3	3	6	4	2	0	1	32
11	SPANN, Lindsey	g	5-9	3-7	2-2	0	5	5	3	15	2	0	1	1	32
52	HARRIS, Tyasha	g	5-14	3-6	7-7	0	3	3	2	20	9	3	0	3	37
00	PATRICK, Victoria	g	0-0	0-0	0-0	0	0	0	0	0	0	0	0	2	
10	JACKSON, Bianca	g	2-5	1-3	0-0	0	0	0	0	1	5	0	1	16	
21	HERBERT HARRIGAN,	g	2-3	0-0	0-0	2	1	3	5	4	0	0	1	13	
24	GRISSETT, LeLe	g	0-1	0-0	0-0	0	0	0	2	0	1	0	0	5	
<b>Team</b>						0	2	2							
<b>Totals</b>			31-67	8-22	24-33	15	26	41	19	94	19	12	7	8	200

1st-FG %: 12-19 63.2%      2nd: 6-16 37.5%      3rd: 9-17 52.9%      4th: 4-15 26.7%      Game: 31-67 46.3%      Deadball Rebounds 6  
 3FG %: 3-6 50.0%      2-8 25.0%      2-4 50.0%      1-4 25.0%      8-22 36.4%  
 FT %: 2-4 50.0%      8-8 100.0%      2-2 100.0%      12-19 63.2%

**#15/13 Maryland 86 • 1-1**

#	Player	Total		3-Ptr		Rebounds			PF	TP	A	TO	Blk	Stl	Min
		FG-FGA	FG-FGA	FG-FGA	FT-FTA	Off	Def	Tot							
24	Stephanie Jones	f	3-4	0-0	2-2	0	3	3	5	8	1	2	0	1	23
03	Channah Lewis	g	3-5	1-2	0-0	1	0	1	3	7	2	2	0	0	18
05	Kaila Charles	g	8-16	1-2	14-15	5	5	10	3	31	0	1	0	23	
12	Kristen Conroy	g	1-4	1-2	4-4	1	1	2	3	7	2	1	0	29	
22	Blair Watson	g	5-12	4-10	0-0	1	3	4	4	14	2	1	1	33	
01	Ieshia Small	g	4-9	0-1	0-0	1	7	8	5	8	2	2	0	24	
21	Sarah Myers	g	1-4	0-1	2-2	0	0	0	1	4	6	0	0	1	23
34	Brianna Fraser	g	2-9	0-0	3-6	2	3	5	7	0	3	4	0	27	
<b>Team</b>						1	2	3							
<b>Totals</b>			27-63	7-18	25-29	12	24	36	29	86	15	12	5	2	200

1st-FG %: 5-11 45.5%      2nd: 6-14 42.9%      3rd: 7-17 41.2%      4th: 9-21 42.9%      Game: 27-63 42.9%      Deadball Rebounds 2  
 3FG %: 1-3 33.3%      2-4 50.0%      2-5 40.0%      2-6 33.3%      7-18 38.9%  
 FT %: 2-4 50.0%      9-10 90.0%      2-2 100.0%      12-13 92.3%

Officials: Tina Napier, Usa Mattingly, Felicia Grinter  
 Technical fouls: South Carolina-HERBERT HARRIGAN, M. #15/13 Maryland-None.  
 Attendance: 8677

Score by periods	1st	2nd	3rd	4th	Total
South Carolina	29	22	22	21	94
#15/13 Maryland	13	23	18	32	86

Last FG - SC 4th-00:23, UMD 4th-00:38.  
 Largest lead - SC by 26 3rd-02:20, UMD None.  
 SC led for 39:22. UMD led for 00:00. Game was tied for 00:38.

In Paint Off 2nd Fast  
 T/O Chance Break Bench  
 Points 38 16 19 16 9  
 SC SC  
 UMD 28 9 13 5 19

Score tied - 1 time.  
 Lead changed - 0 times.



Official Basketball Box Score - Game Totals - Final Statistics  
**#4/2 South Carolina vs Clemson**  
 11/16/17 7 p.m. at Clemson, S.C. (Littlejohn Coliseum)



**#4/2 South Carolina 66 • 3-0**

#	Player	Total		3-Ptr		Rebounds			PF	TP	A	TO	Blk	Stl	Min
		FG-FGA	FG-FGA	FG-FGA	FT-FTA	Off	Def	Tot							
22	WILSON, A'ja	f	8-14	0-0	3-4	2	9	11	2	19	1	2	3	0	26
35	JENNINGS, Alexis	f	1-3	0-0	0-0	0	4	4	1	2	1	1	0	1	18
04	CLINEY, Doniyah	g	2-6	1-3	0-0	2	3	5	1	5	1	1	0	22	
11	SPANN, Lindsey	g	7-9	6-7	0-0	0	0	0	1	20	2	2	0	24	
52	HARRIS, Tyasha	g	0-5	0-1	1-2	1	2	3	1	1	4	3	0	23	
00	PATRICK, Victoria	g	0-3	0-2	0-0	1	1	2	1	0	1	0	0	13	
10	JACKSON, Bianca	g	0-3	0-1	1-2	1	1	2	4	1	7	0	0	1	26
21	HERBERT HARRIGAN,	g	3-9	0-0	1-5	0	5	5	3	7	0	0	2	1	25
23	WILLIAMS, LaDazia	g	0-3	0-1	1-2	2	1	3	1	1	0	1	0	8	
24	GRISSETT, LeLe	g	5-8	0-0	0-0	5	3	8	3	10	1	1	0	15	
<b>Team</b>						3	3	6							
<b>Totals</b>			26-63	7-15	7-17	17	32	49	18	66	18	11	5	6	200

1st-FG %: 9-19 47.4%      2nd: 5-14 35.7%      3rd: 9-16 56.3%      4th: 3-14 21.4%      Game: 26-63 41.3%      Deadball Rebounds 6  
 3FG %: 4-7 57.1%      1-3 33.3%      2-3 66.7%      0-4 0.0%      7-15 46.7%  
 FT %: 1-3 33.3%      3-6 50.0%      2-4 50.0%      1-4 25.0%

**Clemson 36 • 2-1**

#	Player	Total		3-Ptr		Rebounds			PF	TP	A	TO	Blk	Stl	Min
		FG-FGA	FG-FGA	FG-FGA	FT-FTA	Off	Def	Tot							
24	Ivy Atkism	f	0-3	0-0	0-0	1	1	2	0	0	0	0	1	0	16
44	Kobi Thornton	f	4-11	0-0	0-2	1	9	10	3	8	0	4	3	1	27
01	Destiny Thomas	g	1-6	0-2	0-0	1	3	4	2	2	0	1	0	1	12
05	Danielle Edwards	g	1												



Official Basketball Box Score -- Game Totals -- Final Statistics  
**Rutgers vs #3/2 South Carolina**  
11/24/17 1:30pm at Germain Arena (Fort Myers, Fla.)



**Rutgers 68 • 4-1**

#	Player	Total		3-Ptr	Rebounds			PF	TP	A	TO	Blk	Stl	Min
		FG-FGA	FT-FTA		Off	Def	Tot							
03	Tyler Scaife	* 9-21	0-0	2-3	1	2	3	2	20	0	3	0	1	32
10	Kathleen Fitzpatrick	* 0-0	0-0	0-0	0	0	0	0	0	0	0	0	0	5
12	Khadaizha Sanders	* 1-3	0-0	1-1	0	0	0	3	3	2	2	0	1	15
35	Stasha Carey	* 3-4	2-3	0-0	0	1	1	2	8	0	3	0	0	20
40	Victoria Harris	* 0-2	0-1	0-0	2	3	5	4	0	0	0	0	0	11
01	Jazlynd Rollins	5-9	0-3	0-0	0	1	1	1	10	4	1	0	3	30
04	Kate Hill	0-0	0-0	0-0	0	0	0	0	0	1	0	0	0	4
05	Ciani Cryor	2-6	2-4	0-0	0	1	1	2	6	4	5	0	0	27
11	Nigia Greene	0-2	0-2	0-0	0	0	0	1	0	0	1	0	0	3
13	Mael Gilles	0-2	0-0	0-0	2	0	2	1	0	0	0	0	1	8
15	Caitlin Jenkins	4-8	0-0	0-0	4	4	8	3	8	0	0	3	0	18
31	Tekia Mack	2-4	1-2	8-9	1	4	5	3	13	2	3	1	4	23
32	Desiree Keeling	0-1	0-0	0-0	0	0	0	0	0	0	1	0	0	1
44	Jordan Wallace	0-0	0-0	0-0	0	0	0	0	0	0	0	0	0	3
	<b>Team</b>				1	2	3							
<b>Totals</b>		26-62	5-15	11-13	11	18	29	22	68	12	20	4	10	200

1st - FG %: 5-14 35.7% 2nd: 5-18 27.8% 3rd: 7-12 58.3% 4th: 9-18 50.0% Game: 26-62 41.9% Deathball Rebounds 3FG %: 0-2 0.0% 1-6 16.7% 2-2 100.0% 2-5 40.0% 5-15 33.3% FT %: 3-5 60.0% 2-2 100.0% 3-3 100.0% 3-3 100.0% 11-13 84.6%

**#3/2 South Carolina 78 • 5-0**

#	Player	Total		3-Ptr	Rebounds			PF	TP	A	TO	Blk	Stl	Min
		FG-FGA	FT-FTA		Off	Def	Tot							
22	WILSON, A'ja	f 9-15	0-0	15-17	1	9	10	2	33	3	2	5	1	34
35	JENNINGS, Alexis	f 2-2	0-0	2-2	1	3	4	2	6	1	2	0	1	22
04	CLINEY, Donyiah	f 4-5	0-1	0-0	0	1	1	4	8	1	2	0	0	24
11	SPANN, Lindsey	g 6-10	3-5	2-2	0	3	3	0	17	1	3	0	1	37
52	HARRIS, Tyasha	g 3-8	0-1	3-4	1	3	4	1	9	4	5	0	4	36
00	PATRICK, Victoria	0-0	0-0	0-0	0	0	0	0	0	0	0	0	0	2
10	JACKSON, Bianca	1-3	1-2	0-0	0	2	2	3	3	2	1	0	2	26
21	HERBERT HARRIGAN,	1-3	0-0	0-0	2	0	2	2	2	2	0	0	2	11
23	WILLIAMS, LaDazhia	0-1	0-0	0-0	0	0	0	0	0	1	0	0	0	3
24	GRISSETT, LeLe	0-1	0-0	0-0	0	2	2	2	0	2	0	1	1	5
	<b>Team</b>				1	3	4							
<b>Totals</b>		26-48	4-9	22-25	6	26	32	16	78	14	18	5	12	200

1st - FG %: 6-11 54.5% 2nd: 6-13 46.2% 3rd: 5-10 50.0% 4th: 9-14 64.3% Game: 26-48 54.2% Deathball Rebounds 3FG %: 0-1 0.0% 1-2 50.0% 2-2 66.7% 1-3 33.3% FT %: 6-8 75.0% 2-2 100.0% 7-8 87.5%

Officials: Brian Garland, Kevin Pethelt, Dawn Marsh  
Technical fouls: Rutgers-None. #3/2 South Carolina-None.  
Attendance: 1207

Score by periods	1st	2nd	3rd	4th	Total
Rutgers	13	13	19	23	68
#3/2 South Carolina	18	15	19	26	78

1st FG - RU 4th-00:31, SC 4th-00:26.  
Largest lead - RU by 6 1st-05:36, SC by 11 2nd-08:41.  
RU led for 03:53. SC led for 33:13. Game was tied for 02:54.

Points	In Paint	Off T/O	2nd Chance	Fast Break	Bench
Rutgers	28	13	11	15	37
SC	36	13	9	14	5

Score tied - 2 times.  
Lead changed - 6 times.



Official Basketball Box Score -- Game Totals -- Final Statistics  
**#3/2 South Carolina vs St. John's**  
11/25/17 5:00pm at Germain Arena (Fort Myers, Fla.)



**#3/2 South Carolina 76 • 6-0**

#	Player	Total		3-Ptr	Rebounds			PF	TP	A	TO	Blk	Stl	Min
		FG-FGA	FT-FTA		Off	Def	Tot							
04	CLINEY, Donyiah	* 2-6	0-2	1-2	0	4	4	3	5	5	3	0	1	33
11	SPANN, Lindsey	* 2-3	1-1	0-0	0	0	0	4	5	1	2	0	0	20
22	WILSON, A'ja	* 5-7	1-1	6-8	1	16	17	3	17	2	4	3	0	28
35	JENNINGS, Alexis	* 10-15	0-1	5-6	2	2	4	2	25	1	1	0	0	31
52	HARRIS, Tyasha	* 3-10	1-5	1-2	0	2	2	4	8	3	4	1	1	36
00	PATRICK, Victoria	0-0	0-0	0-0	0	0	0	0	0	0	0	0	0	3
10	JACKSON, Bianca	2-4	2-3	2-2	1	2	3	2	8	1	0	0	0	21
21	HERBERT HARRIGAN,	2-3	0-1	0-0	0	3	3	4	4	1	2	0	0	20
23	WILLIAMS, LaDazhia	0-0	0-0	1-2	0	0	0	2	1	0	1	0	0	2
24	GRISSETT, LeLe	0-0	0-0	3-4	0	1	1	1	3	0	1	0	0	6
	<b>Team</b>				3	2	5							
<b>Totals</b>		26-48	5-14	19-26	7	32	39	25	76	14	18	4	2	200

1st - FG %: 10-15 66.7% 2nd: 3-10 30.0% 3rd: 6-10 60.0% 4th: 7-13 53.8% Game: 26-48 54.2% Deathball Rebounds 3FG %: 2-6 33.3% 0-3 0.0% 2-2 100.0% 1-3 33.3% FT %: 0-1 0.0% 0-0 0.0% 1-15 73.3% 8-10 80.0%

**St. John's 58 • 3-1**

#	Player	Total		3-Ptr	Rebounds			PF	TP	A	TO	Blk	Stl	Min
		FG-FGA	FT-FTA		Off	Def	Tot							
00	KEBBE, Alisha	* 2-6	1-2	4-4	5	1	6	4	9	1	1	1	1	28
03	ENGLAND, Tiana	* 4-15	0-3	1-2	1	2	3	0	9	10	1	1	0	36
15	ADAMS, Andrayah	* 1-6	1-4	2-2	0	1	1	3	5	0	1	0	1	28
20	WELLER, Akina	* 4-8	3-5	3-4	0	3	3	5	14	0	4	0	0	30
04	SINGLETON, Maya	* 4-11	0-0	1-2	0	3	3	5	9	0	3	0	1	34
31	ALEXANDER, Tamesha	0-0	0-0	0-0	0	0	0	0	0	0	0	0	0	1
11	CHARLES, Kayla	2-4	0-0	4-8	6	4	10	5	8	0	1	0	1	17
21	HOPIE, Qadashah	1-8	0-1	2-2	0	1	1	0	4	0	1	0	1	27
	<b>Team</b>				1	4	5							
<b>Totals</b>		18-58	5-15	17-24	13	19	32	22	58	11	12	1	6	201

1st - FG %: 1-17 5.9% 2nd: 3-14 21.4% 3rd: 8-15 53.3% 4th: 6-12 50.0% Game: 18-58 31.0% Deathball Rebounds 3FG %: 0-2 0.0% 0-4 0.0% 2-3 66.7% 3-6 50.0% FT %: 4-4 100.0% 0-4 0.0% 2-6 33.3% 7-10 70.0%

Officials: Michael McConnell, Ed Silasky, D'Lynn Schertz  
Technical fouls: #3/2 South Carolina-None. St. John's-None.  
Attendance: 1537

Score by periods	1st	2nd	3rd	4th	Total
#3/2 South Carolina	22	6	25	23	76
St. John's	6	10	20	22	58

1st FG - SC 4th-00:40, SJU 4th-03:30.  
Largest lead - SC by 23 3rd-02:30, SJU None.  
SC led for 37:15. SJU led for 00:00. Game was tied for 02:23.

Points	In Paint	Off T/O	2nd Chance	Fast Break	Bench
SC	36	13	2	4	16
SJU	24	11	8	4	12

Score tied - 2 times.  
Lead changed - 0 times.

Official Basketball Box Score -- Game Totals -- Final Statistics  
**#6/6 Notre Dame vs South Carolina**  
11/26/17 7:00pm at Germain Arena (Fort Myers, Fla.)

**#6/6 Notre Dame 92 • 6-0**

#	Player	Total		3-Ptr	Rebounds			PF	TP	A	TO	Blk	Stl	Min
		FG-FGA	FT-FTA		Off	Def	Tot							
01	Lili Thompson	* 2-5	1-1	1-2	0	2	2	2	6	5	4	1	2	30
03	Marina Mabrey	* 5-10	2-4	0-0	1	2	3	1	12	2	1	0	1	26
05	Jackie Young	* 8-16	0-0	6-8	2	8	10	3	22	4	1	0	1	37
23	Jessica Shepard	* 5-7	0-0	0-0	1	4	5	4	10	2	2	0	0	36
24	Arica Ogunbowale	* 8-17	1-2	6-8	3	4	7	2	23	5	1	0	2	35
02	Kaitlin Cole	0-0	0-0	0-0	0	0	0	0	0	0	1	0	0	0
21	Kristina Nelson	4-5	0-0	0-0	1	0	1	3	8	1	3	1	0	12
30	Mikayla Vaughn	1-1	0-0	0-0	0	1	1	0	2	0	0	0	0	3
33	Kathryn Westfeld	4-6	1-2	0-0	3	1	4	3	9	0	0	0	0	21
	<b>Team</b>				1	1	2							
<b>Totals</b>		37-67	5-9	13-18	12	23	35	18	92	19	13	2	6	200

1st - FG %: 8-18 44.4% 2nd: 10-15 66.7% 3rd: 10-21 47.6% 4th: 9-13 69.2% Game: 37-67 55.2% Deathball Rebounds 3FG %: 2-5 40.0% 1-1 100.0% 1-2 50.0% 1-1 100.0% FT %: 0-0 0.0% 2-2 100.0% 4-4 100.0% 7-12 58.3% 13-18 72.2%

**South Carolina 85 • 6-1**

#	Player	Total		3-Ptr	Rebounds			PF	TP	A	TO	Blk	Stl	Min
		FG-FGA	FT-FTA		Off	Def	Tot							
22	WILSON, A'ja	f 12-20	0-0	10-13	3	6	9	2	34	5	4	3	3	39
35	JENNINGS, Alexis	f 5-8	0-1	2-4	3	3	6	2	12	0	3	1	0	25
04	CLINEY, Donyiah	g 4-4	2-2	2-2	1	4	5	4	12	3	4	0	0	33
11	SPANN, Lindsey	g 3-14	3-11	1-2	0	0	2	2	10	3	0	0	0	39



**Official Basketball Box Score – Game Totals – Final Statistics**  
**#14/16 Duke vs #5/6 South Carolina**  
 12/03/17 12 p.m. at Columbia, S.C./Colonial Life Arena



**#14/16 Duke 52 • 6-2**

#	Player	Total		3-Ptr		Rebounds		PF	TP	A	TO	Blk	Stl	Min	
		FG-FGA	FT-FTA	FG-FGA	FT-FTA	Off	Def								Tot
05	Leaonna Odom	f	3-11	0-0	0-0	1	1	3	6	1	2	3	2	34	
35	Erin Mathias	f	7-9	0-0	2-2	2	4	6	5	16	1	2	2	0	
04	Lexie Brown	g	5-14	1-4	2-2	0	1	1	13	4	0	0	3	34	
12	Mikayla Boykin	g	0-4	0-2	1-2	0	2	2	0	1	4	2	0	17	
23	Rebecca Greenwell	g	3-8	0-2	2-2	2	4	6	0	8	2	2	1	38	
02	Haley Gorecki	g	0-2	0-1	0-0	0	2	2	1	0	2	4	0	13	
14	Faith Suggs	g	0-0	0-0	0-0	0	0	0	1	0	0	0	0	7	
21	Bego Faz Davalos	g	3-5	0-0	0-0	0	1	1	1	6	0	1	0	9	
25	Jade Williams	g	1-1	0-0	0-2	2	0	2	3	2	0	0	0	3	
32	Jayda Adams	g	0-1	0-0	0-0	0	0	0	0	0	0	0	0	4	
44	Madison Treece	g	0-3	0-1	0-0	0	1	1	3	0	0	0	0	12	
Team					4		4								
Totals			22-58	1-10	7-10	10	16	26	18	52	14	13	6	9	200

1st - FG %:	6-13	46.2%	2nd - 5-11	45.5%	3rd - 5-18	27.8%	4th - 6-16	37.5%	Game:	22-58	37.9%	Deadball	
3FG %:	1-4	25.0%	0-1	0.0%	0-3	0.0%	0-2	0.0%	1-10	10.0%	Rebounds	3,2	
FT %:	0-0	0.0%	4-4	100.0%	0-0	0.0%	3-6	50.0%	7-10	70.0%			

**#5/6 South Carolina 72 • 8-1**

#	Player	Total		3-Ptr		Rebounds		PF	TP	A	TO	Blk	Stl	Min	
		FG-FGA	FT-FTA	FG-FGA	FT-FTA	Off	Def								Tot
22	WILSON, A'ja	f	8-16	0-0	2-5	3	8	11	1	18	1	1	0	29	
35	JENNINGS, Alexis	f	9-15	0-0	3-8	8	2	10	3	21	2	3	1	33	
04	CLINEY, Doniyah	g	3-8	0-2	0-0	1	3	4	1	6	5	1	1	37	
10	JACKSON, Bianca	g	2-5	0-1	0-0	2	2	4	1	4	1	3	0	34	
52	HARRIS, Tyasha	g	4-8	0-2	0-0	0	5	5	0	8	5	2	0	34	
00	PATRICK, Victoria	g	1-4	1-3	0-0	0	0	0	2	3	1	0	0	14	
21	HERBERT HARRIGAN,	g	3-4	0-0	2-2	0	1	1	0	8	1	1	1	14	
23	WILLIAMS, LaDazhia	g	0-1	0-0	0-0	0	0	0	0	0	0	0	0	1	
24	GRISSETT, LeLe	g	2-2	0-0	0-0	0	0	0	1	4	0	0	0	4	
Team					1		4		5						
Totals			32-63	1-8	7-15	15	25	40	9	72	16	12	3	7	200

1st - FG %:	8-15	53.3%	2nd - 9-18	50.0%	3rd - 8-17	47.1%	4th - 3-13	23.1%	Game:	32-63	50.8%	Deadball	
3FG %:	0-2	0.0%	1-3	33.3%	0-2	0.0%	0-1	0.0%	1-8	12.5%	Rebounds	6,1	
FT %:	2-2	100.0%	1-4	25.0%	1-3	33.3%	3-6	50.0%	7-15	46.7%			

Officials: Mark Zentz, Cameron Inouye, Denise Brooks  
 Technical fouls: #14/16 Duke-None. #5/6 South Carolina-None.  
 Attendance: 13054

Score by periods	1st	2nd	3rd	4th	Total
#14/16 Duke	13	14	10	15	52
#5/6 South Carolina	18	20	17	17	72

Last FG - DU 4th-00:43, SC 4th-01:33.  
 Largest lead - DU by 3 1st-09:30, SC by 22 4th-03:07.  
 DU led for 03:27, SC led for 36:03. Game was tied for 00:30.

Points	In	Off	2nd	Fast	Bench
DU	32	9	8	8	8
SC	54	19	17	10	15

Score tied - 1 time.  
 Lead changed - 1 time.



**Official Basketball Box Score – Game Totals – Final Statistics**  
**Coll. of Charleston vs #5/6 South Carolina**  
 12/05/17 7 p.m. at Columbia, S.C./Colonial Life Arena



**Coll. of Charleston 43 • 2-6**

#	Player	Total		3-Ptr		Rebounds		PF	TP	A	TO	Blk	Stl	Min	
		FG-FGA	FT-FTA	FG-FGA	FT-FTA	Off	Def								Tot
15	Brown, Tanisha	f	2-9	0-0	2-2	4	2	6	3	6	0	8	0	1	27
21	Larson, Baileigh	c	2-4	0-0	3-4	1	3	4	3	7	0	4	0	1	17
02	Huff, Darrien	g	2-8	2-4	4-4	1	4	5	2	10	1	0	0	5	32
03	Brown, Shliclasia	g	3-18	1-2	0-0	2	4	6	3	7	4	3	0	1	35
25	Ford, Deja	g	0-8	0-1	0-0	1	1	2	2	0	1	1	0	1	29
05	Dorsey, Caillin	g	0-1	0-1	0-0	0	0	1	2	0	1	0	0	10	
10	Heath, Dee	g	0-1	0-0	1-2	0	0	0	0	1	0	0	0	5	
11	Goodson, Bryanna	g	2-6	1-3	0-0	0	0	0	0	5	0	1	0	0	13
20	Sullivan, Bri	g	0-2	0-0	0-0	0	3	3	2	0	0	2	0	0	12
23	Boyd, Bri	g	3-6	0-0	1-4	3	2	5	2	7	0	1	1	14	
24	Maddox, Lexi	g	0-1	0-0	0-0	0	1	1	0	0	0	0	0	6	
Team					1		4		5						
Totals			14-64	4-11	11-16	13	25	38	19	43	7	21	1	11	200

1st - FG %:	2-12	16.7%	2nd - 1-18	5.6%	3rd - 5-17	29.4%	4th - 6-17	35.3%	Game:	14-64	21.9%	Deadball	
3FG %:	2-2	100.0%	0-3	0.0%	2-3	66.7%	0-3	0.0%	4-11	36.4%	Rebounds	2,1	
FT %:	0-0	0.0%	2-2	100.0%	5-6	83.3%	4-8	50.0%	11-16	68.8%			

**#5/6 South Carolina 69 • 9-1**

#	Player	Total		3-Ptr		Rebounds		PF	TP	A	TO	Blk	Stl	Min	
		FG-FGA	FT-FTA	FG-FGA	FT-FTA	Off	Def								Tot
22	WILSON, A'ja	f	10-20	0-1	6-7	4	11	15	0	26	0	1	1	3	22
35	JENNINGS, Alexis	f	5-7	0-0	2-2	1	4	5	2	12	1	2	3	0	21
04	CLINEY, Doniyah	g	0-3	0-0	0-0	2	2	2	4	2	0	1	3	1	21
10	JACKSON, Bianca	g	3-8	0-2	0-0	2	8	10	3	6	3	0	0	1	33
52	HARRIS, Tyasha	g	2-7	0-3	5-6	0	4	4	0	9	7	4	1	5	38
00	PATRICK, Victoria	g	1-5	1-4	0-0	0	0	0	1	3	0	3	0	0	19
21	HERBERT HARRIGAN,	g	1-7	0-0	0-0	1	2	3	2	2	1	1	4	0	20
23	WILLIAMS, LaDazhia	g	0-1	0-0	1-2	1	1	2	4	1	1	2	0	1	12
24	GRISSETT, LeLe	g	4-5	0-0	2-8	2	4	6	0	10	3	0	0	2	14
Team					2		1		3						
Totals			26-63	1-10	16-25	15	37	52	14	69	17	17	10	12	200

1st - FG %:	7-22	31.8%	2nd - 6-14	42.9%	3rd - 8-14	57.1%	4th - 6-17	38.5%	Game:	26-63	41.3%	Deadball	
3FG %:	0-3	0.0%	0-3	0.0%	0-1	0.0%	1-3	33.3%	1-10	10.0%	Rebounds	5,3	
FT %:	5-6	83.3%	3-5	60.0%	3-4	75.0%	5-10	50.0%	16-25	64.0%			

Officials: Bryan Enterline, Scott Yarbrough, Amy Bonner  
 Technical fouls: Coll. of Charleston-None. #5/6 South Carolina-None.  
 Attendance: 11732

Score by periods	1st	2nd	3rd	4th	Total
Coll. of Charleston	6	4	17	16	43
#5/6 South Carolina	19	15	19	16	69

Last FG - COFC 4th-02:13, SC 4th-01:18.  
 Largest lead - COFC by 1 1st-08:30, SC by 28 4th-08:10.  
 COFC led for 00:15, SC led for 38:23. Game was tied for 01:09.

Score tied - 0 times.  
 Lead changed - 2 times.



**Official Basketball Box Score – Game Totals – Final Statistics**  
**Savannah State vs #4/5 South Carolina**  
 12/17/17 3 p.m. at Columbia, S.C./Colonial Life Arena



**Savannah State 38 • 2-7**

#	Player	Total		3-Ptr		Rebounds		PF	TP	A	TO	Blk	Stl	Min	
		FG-FGA	FT-FTA	FG-FGA	FT-FTA	Off	Def								Tot
02	ALLEN, Kaylee	f	1-9	0-0	4-4	1	4	5	2	6	0	9	0	3	26
33	SOWELL, Alexxus	c	1-5	0-0	1-2	3	3	6	3	3	0	2	0	0	31
03	MONTON, Heniaya	g	0-1	0-0	2-2	0	1	1	0	2	0	2	0	1	17
04	ANDERSON, Jaqueline	g	0-4	0-2	0-0	1	1	2	2	0	2	3	0	0	30
25	SCOTT, Donasja	g	7-14	0-1	3-4	1	2	3	4	17	0	3	0	2	32
12	GRAY, Jalea	g	0-2	0-0	2-2	1	1	2	2	2	0	1	0	0	11
14	RUSSELL, Praise	g	0-1	0-0	0-0	0	0	0	1	0	0	1	0	0	13
22	FARMER, Nadia	g	0-4	0-3	0-0	0	2	2	0	0	0	0	0	0	10
32	BARTLETT, Jazmine	g	2-6	0-0	2-3	0	1	1	1	6	0	1	0	0	17
44	VANCE, Kayla	g	0-1	0-0	0-0	0	1	1	2	0	0	2	0	1	8
55	GALLISHAW, Sabree	g	1-3	0-0	0-0	2	1	3	1	2	0	1	0	0	5
Team															



Official Basketball Box Score - Game Totals - Final Statistics  
**#22/21 Texas A&M vs #4/5 South Carolina**  
 12/31/17 2 p.m. at Columbia, S.C./Colonial Life Arena



**#22/21 Texas A&M 59 • 11-4 (0-1 SEC)**

#	Player	Total		3-Ptr		Rebounds			PF	TP	A TO	Blk	Stl	Min	
		FG-FGA	FG-FGA	FT-FTA	Off	Def	Tot								
05	Anriell Howard	f	1-6	0-2	0-0	7	9	16	3	2	2	0	0	0	37
21	Jasmine Lumpkin	f	1-3	0-0	1-2	2	1	3	4	3	2	2	1	4	30
00	Khaalifa Hillsman	c	2-7	0-0	2-4	4	2	6	4	6	1	1	1	1	29
03	Chenedy Carter	g	15-37	4-9	2-2	1	2	3	4	36	4	3	0	2	40
12	Danni Williams	g	5-15	1-5	1-2	0	5	5	0	12	3	2	0	0	38
11	Kayla Wells		0-0	0-0	0-0	0	0	0	0	0	0	1	0	0	10
14	Jada Walton		0-0	0-0	0-0	0	1	1	0	0	0	1	0	0	2
31	N'dea Jones		0-0	0-0	0-0	0	1	1	0	0	0	1	1	1	3
34	Caylinne Martin		0-1	0-0	0-0	0	0	0	4	0	0	0	1	0	11
	<b>Team</b>					<b>2</b>	<b>1</b>	<b>3</b>							
	<b>Totals</b>		<b>24-69</b>	<b>5-16</b>	<b>6-10</b>	<b>16</b>	<b>22</b>	<b>38</b>	<b>19</b>	<b>59</b>	<b>12</b>	<b>11</b>	<b>3</b>	<b>8</b>	<b>200</b>

1st FG %: 5-17 29.4% 2nd: 5-19 26.3% 3rd: 10-19 52.6% 4th: 4-14 28.6% Game: 24-69 34.8% Deadball Rebounds: 2  
 3FG %: 0-3 0.0% 2-4 50.0% 3-6 50.0% 0-3 0.0% 5-16 31.3%  
 FT %: 1-2 50.0% 1-2 50.0% 2-2 100.0% 6-10 60.0%

**#4/5 South Carolina 61 • 12-1 (1-0 SEC)**

#	Player	Total		3-Ptr		Rebounds			PF	TP	A TO	Blk	Stl	Min	
		FG-FGA	FG-FGA	FT-FTA	Off	Def	Tot								
22	WILSON, A'ja	f	9-20	1-1	6-9	4	11	15	3	25	4	2	3	0	33
35	JENNINGS, Alexis	f	2-7	0-0	2-2	1	2	3	2	6	0	1	3	1	25
04	CLINEY, Donyiah	g	7-17	0-4	2-5	2	2	4	0	16	1	5	0	1	37
20	JACKSON, Bianca	g	0-2	0-1	0-0	2	4	6	2	0	1	2	0	0	35
52	HARRIS, Tyasha	g	5-7	1-1	0-2	0	1	1	2	11	7	3	0	0	35
00	PATRICK, Victoria	g	0-1	0-0	0-0	0	0	0	0	0	0	0	0	0	3
11	SPANN, Lindsey		1-4	1-2	0-0	0	1	1	0	3	0	0	0	1	11
21	HERBERT HARRIGAN,		0-1	0-0	0-0	0	3	3	0	0	1	1	0	0	7
23	WILLIAMS, LaDazia		0-0	0-0	0-0	0	0	0	0	3	9	23.3%	0	0	2
24	GRISSETT, LeLe		0-0	0-0	0-0	1	1	2	4	0	0	2	1	1	12
	<b>Team</b>					<b>2</b>	<b>5</b>	<b>7</b>							
	<b>Totals</b>		<b>24-59</b>	<b>3-9</b>	<b>10-18</b>	<b>12</b>	<b>30</b>	<b>42</b>	<b>13</b>	<b>61</b>	<b>14</b>	<b>17</b>	<b>7</b>	<b>4</b>	<b>200</b>

1st FG %: 9-14 64.3% 2nd: 2-11 18.2% 3rd: 4-17 23.5% 4th: 9-17 52.9% Game: 24-59 40.7% Deadball Rebounds: 9,1  
 3FG %: 2-2 100.0% 1-2 50.0% 0-0 0.0% 0-0 0.0% 3-9 33.3%  
 FT %: 0-0 0.0% 2-4 50.0% 6-12 50.0% 2-2 100.0%

Officials: Beverly Roberts, Carla Fountain, Frank Steratore  
 Technical fouls: #22/21 Texas A&M-None, #4/5 South Carolina-None.  
 Attendance: 13431

Score by periods	1st	2nd	3rd	4th	Total
#22/21 Texas A&M	11	14	24	10	59
#4/5 South Carolina	20	7	14	20	61

Points	In	Off	2nd	Fast	Bench
TAMU	28	13	14	17	0
SC	26	5	8	12	3

Last FG - TAMU 4th-01:08, SC 4th-00:01.  
 Largest lead - TAMU by 11 3rd-03:57, SC by 12 2nd-09:05.  
 TAMU led for 11:24. SC led for 25:34. Game was tied for 03:02.  
 Score tied - 4 times.  
 Lead changed - 4 times.



Official Basketball Box Score - Game Totals - Final Statistics  
**#4/5 South Carolina 88 • 13-1, 2-0 SEC**  
 01/04/18 6 p.m. at Oxford, Miss. (The Pavilion at Ole Miss)



**#4/5 South Carolina 88 • 13-1, 2-0 SEC**

#	Player	Total		3-Ptr		Rebounds			PF	TP	A TO	Blk	Stl	Min	
		FG-FGA	FG-FGA	FT-FTA	Off	Def	Tot								
04	CLINEY, Donyiah	*	4-11	0-1	6-6	2	3	5	0	14	4	1	1	1	32
10	JACKSON, Bianca	*	2-6	1-4	1-2	2	2	4	0	6	4	0	0	1	29
22	WILSON, A'ja	*	10-17	0-0	5-8	6	9	15	3	25	3	0	4	0	29
35	JENNINGS, Alexis	*	5-9	0-0	4-4	4	5	9	2	14	3	2	0	3	33
52	HARRIS, Tyasha	*	4-10	1-5	1-2	0	2	2	0	10	6	0	0	2	29
00	PATRICK, Victoria		3-5	3-5	2-2	1	1	2	2	11	1	0	0	1	15
11	SPANN, Lindsey		3-7	2-5	0-0	0	1	1	2	8	1	2	0	0	14
21	HERBERT HARRIGAN,		0-1	0-0	0-0	0	5	5	3	0	2	0	0	0	10
23	WILLIAMS, LaDazia		0-0	0-0	0-0	0	0	0	0	0	0	0	0	0	1
24	GRISSETT, LeLe		0-2	0-0	0-0	0	0	0	2	0	0	0	0	0	8
	<b>Team</b>					<b>2</b>	<b>0</b>	<b>2</b>							
	<b>Totals</b>		<b>31-68</b>	<b>7-20</b>	<b>19-24</b>	<b>17</b>	<b>28</b>	<b>45</b>	<b>14</b>	<b>88</b>	<b>24</b>	<b>5</b>	<b>5</b>	<b>8</b>	<b>200</b>

1st FG %: 7-21 33.3% 2nd: 8-18 44.4% 3rd: 8-16 50.0% 4th: 8-13 61.5% Game: 31-68 45.6% Deadball Rebounds: 3  
 3FG %: 1-4 25.0% 3-7 42.9% 0-3 0.0% 3-6 50.0% 7-20 35.0%  
 FT %: 1-3 33.3% 0-0 0.0% 8-9 88.9% 10-12 83.3%

**Ole Miss 62 • 10-5, 0-2 SEC**

#	Player	Total		3-Ptr		Rebounds			PF	TP	A TO	Blk	Stl	Min	
		FG-FGA	FG-FGA	FT-FTA	Off	Def	Tot								
00	Nixon, Chyna	*	0-1	0-1	0-0	0	1	1	2	0	1	0	1	0	19
01	Glover, Bree	*	1-2	0-0	2-2	2	5	7	3	4	1	0	1	0	23
20	Muhammad, Madinah	*	10-22	4-10	5-6	0	3	3	5	29	1	4	0	1	38
25	Alston, Alissa	*	4-12	1-4	2-2	2	4	6	1	11	8	5	0	1	40
02	Gibson, Shelby	*	3-12	3-11	1-2	0	4	4	3	10	0	1	0	1	28
10	Muhte, Cecilia		0-0	0-0	0-0	0	0	0	0	0	0	0	0	0	3
12	Johnson, Barbara		0-2	0-1	0-2	0	0	0	0	0	0	0	0	0	7
32	Rodgers, Kate		2-2	0-0	0-0	0	1	1	1	4	0	0	0	1	14
44	Lewis, Torri		0-0	0-0	0-0	0	0	0	0	0	1	1	0	0	16
55	Taylor, Promise		2-4	0-0	0-1	0	2	2	2	4	0	0	1	0	12
	<b>Team</b>					<b>5</b>	<b>1</b>	<b>6</b>							
	<b>Totals</b>		<b>22-57</b>	<b>8-27</b>	<b>10-15</b>	<b>9</b>	<b>21</b>	<b>30</b>	<b>17</b>	<b>62</b>	<b>12</b>	<b>11</b>	<b>3</b>	<b>4</b>	<b>200</b>

1st FG %: 4-13 30.8% 2nd: 6-13 46.2% 3rd: 8-18 44.4% 4th: 4-13 30.8% Game: 22-57 38.6% Deadball Rebounds: 3,1  
 3FG %: 0-7 0.0% 3-6 50.0% 3-8 37.5% 2-6 33.3% 8-27 29.6%  
 FT %: 2-4 50.0% 3-3 100.0% 3-3 100.0% 2-5 40.0%

Officials: Dee Kantner, Brian Garland, Douglas Knight  
 Technical fouls: #4/5 South Carolina-None, Ole Miss-None.  
 Attendance: 1018

Score by periods	1st	2nd	3rd	4th	Total
#4/5 South Carolina	16	19	24	29	88
Ole Miss	10	18	22	12	62

Points	In	Off	2nd	Fast	Bench
SC	40	17	19	10	19
OM	22	5	7	2	8

Last FG - SC 4th-00:35, OM 4th-03:11.  
 Largest lead - SC by 26 4th-00:35, OM by 2 1st-08:32.  
 SC led for 35:27, OM led for 00:24. Game was tied for 04:09.  
 Score tied - 7 times.  
 Lead changed - 1 time.



Official Basketball Box Score - Game Totals - Final Statistics  
**#4/5 South Carolina vs #15/15 Missouri**  
 01/07/18 1 p.m. at Mizzou Arena



**#4/5 South Carolina 74 • 13-2 (2-1)**

#	Player	Total		3-Ptr		Rebounds			PF	TP	A TO	Blk	Stl	Min	
		FG-FGA	FG-FGA	FT-FTA	Off	Def	Tot								
04	CLINEY, Donyiah	*	1-7	0-1	0-0	0	1	1	4	2	0	0	0	2	24
11	SPANN, Lindsey	*	4-11	3-10	0-0	0	2	2	4	11	0	1	0	0	30
22	WILSON, A'ja	*	4-7	0-0	0-2	0	6	6	5	8	0	3	3	0	19
35	JENNINGS, Alexis	*	4-6	0-0	3-4	3	2	5	3	11	1	1	0	0	21
52	HARRIS, Tyasha	*	6-12	0-2	2-2	0	0	0	3	14	10	2	0	3	38
00	PATRICK, Victoria		0-0	0-0	0-0	0	0	0	0	0	0	0	0	0	3
10	JACKSON, Bianca		4-6	3-5	3-4	1	1	2	3	14	1	0	0	1	29
21	HERBERT HARRIGAN,		4-6	0-0	3-4	1	1	2	1	11	1	1	1	2	21
24	GRISSETT, LeLe		0-3	0-0	3-4	0	4	4	1	3	0	2	0	1	15
	<b>Team</b>					<b>2</b>	<b>2</b>	<b>4</b>	<b>2</b>						
	<b>Totals</b>		<b>27-58</b>	<b>6-18</b>	<b>14-20</b>	<b>7</b>	<b>19</b>	<b>26</b>	<b>26</b>	<b>74</b>	<b>12</b>	<b>10</b>	<b>4</b>	<b>9</b>	<b>200</b>

1st FG %: 7-13 53.8% 2nd: 3-15 20.0% 3rd: 8-13 61.5% 4th: 9-17 52.9% Game: 27-58 46.6% Deadball Rebounds: 2  
 3FG %: 1-5 20.0% 1-5 20.0% 2-2 100.0% 2-6 33.3% 6-18 33.3%  
 FT %: 3-4 75.0% 4-4 100.0% 3-4 75.0% 4-8 50.0%

**#15/15 Missouri 83 • 14-2 (2-1)**

#	Player	Total		3-Ptr		Rebounds			PF	TP	A TO	Blk	Stl	Min	
		FG-FGA	FG-FGA	FT-FTA	Off	Def	Tot								
03	CUNNINGHAM, Sophie	*	9-10	0-0	9-11	1	5	6	4	27	7	7	0	0	30
05	ALDRIDGE, Lauren	*	1-1	1-1	1-2	0	2	2	0	4	5	3	0	1	36
21	PORTER, Cierra	*	4-8	0-1	3-3	0	3	3	4	11	1	1	0	1	29
22	FRERICKS, Jordan	*	1-8	0-0	2-4	1	2	3	5	4	1	1	0	0	18
23	SMITH, Amber	*	7-11	3-4	3-4	1	11	12	1	20	2	2	1	1	34
02	ROUNDTREE, Jordan		1-1	1-1	0-0	0	1	1	0	3	0	1	0	0	6
10	GREEN, Nadia		0-0	0-0	0-0	0	0	0	0	0	0	0	0	0	2
13	SCUCHTS, Hannah		2-3	2-3	0-0	1	0	1	5	6	1	1	0	0	12
20	MICHAEL, Kayla		0-2	0-1	1-2	0	0								



**2017-18 South Carolina Basketball**  
**South Carolina Season Schedule/Results & Leaders (as of Jan 11, 2018)**  
**All games**



<b>RECORD:</b>	<b>OVERALL</b>	<b>HOME</b>	<b>AWAY</b>	<b>NEUTRAL</b>
ALL GAMES	14-2	8-0	4-1	2-1
CONFERENCE	3-1	2-0	1-1	0-0
NON-CONFERENCE	11-1	6-0	3-0	2-1

<b>Date</b>	<b>Opponent</b>	<b>Score</b>	<b>Att.</b>	<b>High Points</b>	<b>High Rebounds</b>
11/10/17	ALABAMA STATE	w 99-31	13723	(18)HERBERT HARRIGAN,	(10)WILSON, A'ja
11/13/17	at #15/13 Maryland	w 94-86	8677	(32)WILSON, A'ja	(13)JENNINGS, Alexis
11/16/17	at Clemson	w 66-36	1589	(20)SPANN, Lindsey	(11)WILSON, A'ja
11/19/17	WOFFORD	w 94-60	12471	(16)WILSON, A'ja	(13)WILSON, A'ja
11/24/17	@vs Rutgers	w 78-68	1207	(33)WILSON, A'ja	(10)WILSON, A'ja
11/25/17	@vs St. John's	w 76-58	1537	(25)JENNINGS, Alexis	(17)WILSON, A'ja
11/26/17	@vs #6/6 Notre Dame	85-92 L	1707	(34)WILSON, A'ja	(9)WILSON, A'ja
11/30/17	WESTERN CAROLINA	w 101-43	12020	(29)WILSON, A'ja	(8)WILLIAMS, LaDazhia
12/03/17	#14/16 DUKE	w 72-52	13054	(21)JENNINGS, Alexis	(11)WILSON, A'ja
12/05/17	COLL. OF CHARLESTON	w 69-43	11732	(26)WILSON, A'ja	(15)WILSON, A'ja
12/17/17	SAVANNAH STATE	w 99-38	13345	(26)WILSON, A'ja	(13)JENNINGS, Alexis
12/21/17	at Temple	w 87-60	3185	(28)WILSON, A'ja	(12)WILSON, A'ja
12/31/17	*#22/21 TEXAS A&M	w 61-59	13431	(25)WILSON, A'ja	(15)WILSON, A'ja
01/04/18	*at Ole Miss	w 88-62	1018	(25)WILSON, A'ja	(15)WILSON, A'ja
01/07/18	*at #15/15 Missouri	74-83 L	4652	(14)JACKSON, Bianca (14)HARRIS, Tyasha	(6)WILSON, A'ja
01/11/18	*AUBURN	w 71-63	12011	(19)WILSON, A'ja	(11)WILSON, A'ja

\* = Conference game

@ = Gulf Coast Showcase (Estero, Fla.)

<b>Attendance Summary</b>	<b>Games</b>	<b>Attend</b>	<b>Avg/Game</b>
Home	8	101787	12723
Away	5	19121	3824
Neutral	3	4451	1484
Total	16	125359	7835



**2017-18 South Carolina Basketball**  
**South Carolina Points-Rebounds-Assists (as of Jan 11, 2018)**  
**All games**



Opponent	Date	Score		00	04	10	11	21	22	23
				PATRICK,VI	CLINEY,DON	JACKSON,BI	SPANN,LIND	HERBERT HA	WILSON,A'J	WILLIAMS,L
ALABAMA STATE	11/10/17	99-31	w	2-0-1	15-4-2	8-6-3	16-0-3	18-6-0	16-10-2	2-5-0
at #15/13 Maryland	11/13/17	94-86	w	0-0-0	6-3-4	5-0-0	15-5-2	4-3-0	32-12-3	DNP
at Clemson	11/16/17	66-36	w	0-2-1	5-5-1	1-2-7	20-0-2	7-5-0	19-11-1	1-3-0
WOFFORD	11/19/17	94-60	w	3-1-1	10-3-2	7-3-2	12-3-8	12-7-2	16-13-1	0-0-0
vs Rutgers	11/24/17	78-68	w	0-0-0	8-1-1	3-2-2	17-3-1	2-2-2	33-10-3	0-0-0
vs St. John's	11/25/17	76-58	w	0-0-0	5-4-5	8-3-1	5-0-1	4-3-1	17-17-2	1-0-0
vs #6/6 Notre Dame	11/26/17	85-92	L	DNP	12-5-3	4-2-2	10-0-3	2-1-0	34-9-5	DNP
WESTERN CAROLINA	11/30/17	101-43	w	0-1-1	9-7-3	7-4-3	DNP	12-6-0	29-7-0	11-8-0
#14/16 DUKE	12/03/17	72-52	w	3-0-1	6-4-5	4-4-1	DNP	8-1-1	18-11-1	0-0-0
COLL. OF CHARLESTON	12/05/17	69-43	w	3-0-0	0-4-1	6-10-3	DNP	2-3-1	26-15-0	1-2-1
SAVANNAH STATE	12/17/17	99-38	w	6-0-1	4-1-0	5-5-2	DNP	21-3-0	26-3-3	5-1-0
at Temple	12/21/17	87-60	w	0-1-2	11-4-2	16-3-5	DNP	7-2-2	28-12-0	0-0-0
#22/21 TEXAS A&M	12/31/17	61-59	w	0-0-0	16-4-1	0-6-1	3-1-0	0-3-1	25-15-4	0-0-0
at Ole Miss	01/04/18	88-62	w	11-2-1	14-5-4	6-4-4	8-1-1	0-5-2	25-15-3	0-0-0
at #15/15 Missouri	01/07/18	74-83	L	0-0-0	2-1-0	14-2-1	11-2-0	11-2-0	8-6-0	DNP
AUBURN	01/11/18	71-63	w	3-0-1	4-2-0	7-3-1	8-0-1	6-1-0	19-11-1	0-0-0

Opponent	Date	Score		24	35	52
				GRISSETT,L	JENNINGS,A	HARRIS,TYA
ALABAMA STATE	11/10/17	99-31	w	6-5-0	7-9-1	9-0-4
at #15/13 Maryland	11/13/17	94-86	w	0-0-1	12-13-0	20-3-9
at Clemson	11/16/17	66-36	w	10-8-1	2-4-1	1-3-4
WOFFORD	11/19/17	94-60	w	8-3-0	13-6-1	13-2-3
vs Rutgers	11/24/17	78-68	w	0-2-0	6-4-1	9-4-4
vs St. John's	11/25/17	76-58	w	3-1-0	25-4-1	8-2-3
vs #6/6 Notre Dame	11/26/17	85-92	L	4-2-0	12-6-0	7-2-5
WESTERN CAROLINA	11/30/17	101-43	w	4-0-0	19-7-1	10-2-10
#14/16 DUKE	12/03/17	72-52	w	4-0-0	21-10-2	8-5-5
COLL. OF CHARLESTON	12/05/17	69-43	w	10-6-3	12-5-1	9-4-7
SAVANNAH STATE	12/17/17	99-38	w	8-6-3	10-13-2	14-4-12
at Temple	12/21/17	87-60	w	2-3-0	10-9-0	13-4-11
#22/21 TEXAS A&M	12/31/17	61-59	w	0-2-0	6-3-0	11-1-7
at Ole Miss	01/04/18	88-62	w	0-0-0	14-9-3	10-2-6
at #15/15 Missouri	01/07/18	74-83	L	3-4-0	11-5-1	14-0-10
AUBURN	01/11/18	71-63	w	3-3-0	9-7-0	12-6-11



**2017-18 South Carolina Basketball**  
**South Carolina Team Game-by-Game Comparison (as of Jan 11, 2018)**  
**All games**



Opponent	1st	2nd	Score	Mar	Total FG	FG Pct	3-Pointers	3FG Pct	Free Throws	FT Pct	Rebounds	Assist	T/Over	Block	Steal	Fouls	
ALABAMA STATE	56/14	43/17	99-31	+68	37-72/11-54	.514/.204	5-19/3-9	.263/.333	20-28/6-15	.714/.400	48/31	+17	16/9	10/29	10/2	21/3	14/27
#15/13 Maryland	51/36	43/50	94-86	+8	31-67/27-63	.463/.429	8-22/7-18	.364/.389	24-33/25-29	.727/.862	41/36	+5	19/15	12/12	7/5	8/2	19/29
Clemson	37/11	29/25	66-36	+30	26-63/13-52	.413/.250	7-15/2-6	.467/.333	7-17/8-19	.412/.421	49/36	+13	18/8	11/17	5/7	6/5	18/18
WOFFORD	49/34	45/26	94-60	+34	36-65/20-64	.554/.313	6-12/6-19	.500/.316	16-26/14-15	.615/.933	48/27	+21	20/9	12/12	9/1	8/2	19/20
Rutgers	33/26	45/42	78-68	+10	26-48/26-62	.542/.419	4-9/5-15	.444/.333	22-25/11-13	.880/.846	32/29	+3	14/12	18/20	5/4	12/10	16/22
St. John's	28/16	48/42	76-58	+18	26-48/18-58	.542/.310	5-14/5-15	.357/.333	19-26/17-24	.731/.708	39/32	+7	14/11	18/12	4/1	2/6	25/22
#6/6 Notre Dame	38/41	47/51	85-92	(7)	32-65/37-67	.492/.552	6-19/5-9	.316/.556	15-21/13-18	.714/.722	33/35	(2)	18/19	16/13	6/2	8/6	19/18
WESTERN CAROLINA	56/15	45/28	101-43	+58	39-67/16-50	.582/.320	4-16/6-20	.250/.300	19-25/5-13	.760/.365	45/22	+23	18/14	12/24	4/2	16/4	13/23
#14/16 DUKE	38/27	34/25	72-52	+20	32-63/22-58	.508/.379	1-8/1-10	.125/.100	7-15/7-10	.467/.700	40/26	+14	16/14	12/13	3/6	7/9	9/18
COLL. OF CHARLESTON	34/10	35/33	69-43	+26	26-63/14-64	.413/.219	1-10/4-11	.100/.364	16-25/11-16	.640/.688	52/38	+14	17/7	17/21	10/1	12/11	14/19
SAVANNAH STATE	56/23	43/15	99-38	+61	39-67/12-50	.582/.240	5-17/0-6	.294/.000	16-23/14-17	.696/.824	38/32	+6	23/2	7/27	5/0	14/7	12/18
Temple	46/20	41/40	87-60	+27	36-67/20-75	.537/.267	8-20/8-16	.400/.500	7-15/12-16	.467/.750	47/46	+1	22/8	7/12	13/0	9/0	16/16
#22/21 TEXAS A&M	27/25	34/34	61-59	+2	24-59/24-69	.407/.348	3-9/5-16	.333/.313	10-18/6-10	.556/.600	42/38	+4	14/12	17/11	7/3	4/8	13/19
Ole Miss	35/28	53/34	88-62	+26	31-68/22-57	.456/.386	7-20/8-27	.350/.296	19-24/10-15	.792/.667	45/30	+15	24/12	5/11	5/3	8/4	14/17
#15/15 Missouri	29/35	45/48	74-83	(9)	27-58/27-48	.466/.563	6-18/8-13	.333/.615	14-20/21-28	.700/.750	26/34	(8)	12/20	10/18	4/2	9/2	26/20
AUBURN	42/25	29/38	71-63	+8	25-49/22-60	.510/.367	5-14/3-11	.357/.273	16-21/16-20	.762/.800	36/30	+6	15/6	20/12	9/2	6/10	13/19

Note: Game totals are displayed in the format TEAM/OPPONENT for each category



**2017-18 South Carolina Basketball**  
**South Carolina Combined Team Statistics (as of Jan 11, 2018)**  
**Conference games only**



<b>RECORD:</b>	<b>OVERALL</b>	<b>HOME</b>	<b>AWAY</b>	<b>NEUTRAL</b>
ALL GAMES	3-1	2-0	1-1	0-0
CONFERENCE	3-1	2-0	1-1	0-0
NON-CONFERENCE	0-0	0-0	0-0	0-0

##	Player	gp-gs	min	avg	Total		3-Point		F-Throw		Rebounds			pf	dq	a	to	blk	stl	pts	avg	
					fg-fga	fg%	3fg-fga	3fg%	ft-fta	ft%	off	def	tot									
22	WILSON, A'ja	4-4	117	29.3	29-54	.537	1-1	1.000	18-29	.621	13	34	47	11.8	13	1	8	6	15	1	77	19.3
52	HARRIS, Tyasha	4-4	138	34.5	19-36	.528	3-10	.300	6-9	.667	0	9	9	2.3	8	0	34	11	0	9	47	11.8
35	JENNINGS, Alexis	4-4	104	26.0	14-28	.500	0-0	.000	12-14	.857	10	14	24	6.0	9	0	4	4	5	4	40	10.0
04	CLINEY, Doniyah	4-4	118	29.5	14-38	.368	0-6	.000	8-11	.727	5	7	12	3.0	6	0	5	10	2	5	36	9.0
11	SPANN, Lindsey	4-2	78	19.5	11-30	.367	8-24	.333	0-0	.000	0	4	4	1.0	7	0	2	5	0	1	30	7.5
10	JACKSON, Bianca	4-2	115	28.8	9-22	.409	5-12	.417	4-6	.667	6	9	15	3.8	5	0	7	5	0	2	27	6.8
21	HERBERT HARRIGAN	4-0	45	11.3	7-11	.636	0-0	.000	3-4	.750	1	10	11	2.8	5	0	3	4	1	2	17	4.3
00	PATRICK, Victoria	4-0	34	8.5	4-9	.444	4-8	.500	2-2	1.000	1	1	2	0.5	2	0	2	0	0	1	14	3.5
24	GRISSETT, LeLe	4-0	46	11.5	0-6	.000	0-0	.000	6-8	.750	3	6	9	2.3	9	0	0	6	1	2	6	1.5
23	WILLIAMS, LaDazhia	3-0	5	1.7	0-0	.000	0-0	.000	0-0	.000	0	0	0	0.0	0	0	0	0	1	0	0	0.0
Team											7	9	16		2		1					
Total.....		4	800		107-234	.457	21-61	.344	59-83	.711	46	103	149	37.2	66	1	65	52	25	27	294	73.5
Opponents.....		4	800		95-234	.406	24-67	.358	53-73	.726	46	86	132	33.0	75	3	50	52	10	24	267	66.8

<b>TEAM STATISTICS</b>	<b>SC</b>	<b>OPP</b>	<b>Date</b>	<b>Opponent</b>	<b>Score</b>	<b>Att.</b>
SCORING	294	267	* 12/31/17	#22/21 TEXAS A&M	w 61-59	13431
Points per game	73.5	66.8	* 01/04/18	at Ole Miss	w 88-62	1018
Scoring margin	+6.8	-	* 01/07/18	at #15/15 Missouri	L 74-83	4652
FIELD GOALS-ATT	107-234	95-234	* 01/11/18	AUBURN	w 71-63	12011
Field goal pct	.457	.406	* = Conference game			
3 POINT FG-ATT	21-61	24-67	@ = Gulf Coast Showcase (Estero, Fla.)			
3-point FG pct	.344	.358				
3-pt FG made per game	5.3	6.0				
FREE THROWS-ATT	59-83	53-73				
Free throw pct	.711	.726				
F-Throws made per game	14.8	13.3				
REBOUNDS	149	132				
Rebounds per game	37.2	33.0				
Rebounding margin	+4.3	-				
ASSISTS	65	50				
Assists per game	16.3	12.5				
TURNOVERS	52	52				
Turnovers per game	13.0	13.0				
Turnover margin	+0.0	-				
Assist/turnover ratio	1.3	1.0				
STEALS	27	24				
Steals per game	6.8	6.0				
BLOCKS	25	10				
Blocks per game	6.3	2.5				
ATTENDANCE	25442	5670				
Home games-Avg/Game	2-12721	2-2835				
Neutral site-Avg/Game	-	0-0				

<b>Score by Periods</b>	<b>1st</b>	<b>2nd</b>	<b>3rd</b>	<b>4th</b>	<b>Totals</b>
South Carolina	84	49	72	89	294
Opponents	49	64	94	60	267





**2017-18 South Carolina Basketball**  
**South Carolina Combined Team Statistics (as of Jan 11, 2018)**  
**All games**



<b>RECORD:</b>	<b>OVERALL</b>	<b>HOME</b>	<b>AWAY</b>	<b>NEUTRAL</b>
ALL GAMES	14-2	8-0	4-1	2-1
CONFERENCE	3-1	2-0	1-1	0-0
NON-CONFERENCE	11-1	6-0	3-0	2-1

##	Player	gp-gs	min	avg	Total		3-Point		F-Throw		Rebounds				pf	dq	a	to	blk	stl	pts	avg
					fg-fga	fg%	3fg-fga	3fg%	ft-fga	ft%	off	def	tot	avg								
22	WILSON, A'ja	16-16	444	27.8	138-241	.573	4-8	.500	91-132	.689	49	128	177	11.1	31	1	29	33	53	17	371	23.2
35	JENNINGS, Alexis	16-16	395	24.7	75-124	.605	0-5	.000	39-53	.736	43	71	114	7.1	31	0	15	20	17	14	189	11.8
11	SPANN, Lindsey	11-9	280	25.5	44-90	.489	30-64	.469	7-9	.778	1	14	15	1.4	20	0	22	16	1	6	125	11.4
52	HARRIS, Tyasha	16-15	513	32.1	65-141	.461	11-46	.239	27-35	.771	2	42	44	2.8	27	1	111	40	2	47	168	10.5
04	CLINEY, Doniyah	16-16	428	26.8	51-116	.440	8-34	.235	17-25	.680	21	36	57	3.6	33	0	34	31	4	23	127	7.9
21	HERBERT HARRIGAN	16-0	259	16.2	44-81	.543	1-5	.200	27-35	.771	12	41	53	3.3	31	1	12	13	17	8	116	7.3
10	JACKSON, Bianca	16-7	434	27.1	37-87	.425	16-41	.390	11-14	.786	18	41	59	3.7	29	0	38	18	6	17	101	6.3
24	GRISSETT, LeLe	16-1	184	11.5	22-46	.478	0-0	.000	21-41	.512	18	27	45	2.8	31	0	8	20	3	12	65	4.1
00	PATRICK, Victoria	15-0	172	11.5	10-43	.233	9-36	.250	2-2	1.000	3	4	7	0.5	11	0	10	4	0	4	31	2.1
23	WILLIAMS, LaDazhia	13-0	91	7.0	7-20	.350	2-3	.667	5-16	.313	10	9	19	1.5	14	0	1	6	3	2	21	1.6
Team											33	38	71		2		3					
Total.....		16	3200		493-989	.498	81-242	.335	247-362	.682	210	451	661	41.3	260	3	280	204	106	150	1314	82.1
Opponents.....		16	3201		331-951	.348	76-221	.344	196-278	.705	195	327	522	32.6	325	14	178	264	41	89	934	58.4

<b>TEAM STATISTICS</b>	<b>SC</b>	<b>OPP</b>	<b>Date</b>	<b>Opponent</b>	<b>Score</b>	<b>Att.</b>
SCORING	1314	934	11/10/17	ALABAMA STATE	w 99-31	13723
Points per game	82.1	58.4	11/13/17	at #15/13 Maryland	w 94-86	8677
Scoring margin	+23.8	-	11/16/17	at Clemson	w 66-36	1589
FIELD GOALS-ATT	493-989	331-951	11/19/17	WOFFORD	w 94-60	12471
Field goal pct	.498	.348	@ 11/24/17	vs Rutgers	w 78-68	1207
3 POINT FG-ATT	81-242	76-221	@ 11/25/17	vs St. John's	w 76-58	1537
3-point FG pct	.335	.344	@ 11/26/17	vs #6/6 Notre Dame	L 85-92	1707
3-pt FG made per game	5.1	4.8	11/30/17	WESTERN CAROLINA	w 101-43	12020
FREE THROWS-ATT	247-362	196-278	12/03/17	#14/16 DUKE	w 72-52	13054
Free throw pct	.682	.705	12/05/17	COLL. OF CHARLESTON	w 69-43	11732
F-Throws made per game	15.4	12.3	12/17/17	SAVANNAH STATE	w 99-38	13345
REBOUNDS	661	522	12/21/17	at Temple	w 87-60	3185
Rebounds per game	41.3	32.6	* 12/31/17	#22/21 TEXAS A&M	w 61-59	13431
Rebounding margin	+8.7	-	* 01/04/18	at Ole Miss	w 88-62	1018
ASSISTS	280	178	* 01/07/18	at #15/15 Missouri	L 74-83	4652
Assists per game	17.5	11.1	* 01/11/18	AUBURN	w 71-63	12011
TURNOVERS	204	264	* = Conference game			
Turnovers per game	12.8	16.5	@ = Gulf Coast Showcase (Estero, Fla.)			
Turnover margin	+3.8	-				
Assist/turnover ratio	1.4	0.7				
STEALS	150	89				
Steals per game	9.4	5.6				
BLOCKS	106	41				
Blocks per game	6.6	2.6				
ATTENDANCE	101787	23572				
Home games-Avg/Game	8-12723	5-3824				
Neutral site-Avg/Game	-	3-1484				

<b>Score by Periods</b>	<b>1st</b>	<b>2nd</b>	<b>3rd</b>	<b>4th</b>	<b>Totals</b>
South Carolina	370	285	331	328	1314
Opponents	188	198	273	275	934