



2011-12 SOUTH CAROLINA BASKETBALL

OPENING TIP

Date: Saturday, February 11, 2012
Tipoff: 1:30 p.m. ET
Location: Fayetteville, Ark.
Arena: Bud Walton Arena (19,200)
Series: Arkansas leads 13-10
Television: SEC Network (check local listings)
Talent: Clay Matvick (pxp), Daymeon Fishback (analyst)
Radio: Andy Demetra (pxp), Casey Manning (analyst)
 Gamecock Radio Network

GAME 24



**SOUTH CAROLINA
 GAMECOCKS**
 (9-14, 1-8 SEC)

- VS -

**ARKANSAS
 RAZORBACKS**
 (16-8, 4-5 SEC)



Ranking: AP/Coaches (-/-)
Last Five: 1-4
Head Coach: Darrin Horn
Record at SC: 59-56 (4th)
Career Rec.: 170-104 (9th)
vs. Ark: 2-1
SID: Emily Feeny

Stat Leaders (per game):
Points: Cooke (12.2)
Rebounds: Harris (5.3)
Assists: Ellington (2.7)
Career Rec.: Harris (2.3)
Steals: Cooke (1.8)

Ranking: AP/Coaches (-/-)
Last Five: 2-3
Head Coach: Mike Anderson
Record at Ark: 16-8 (1st)
Career Rec.: 216-106 (10th)
vs. SC: 0-0
SID: Phil Pierce

Stat Leaders (per game):
Points: Young (13.9)
Rebounds: Abron (4.5)
Assists: Nobles (3.3)
Blocks: Mickelson (2.5)
Steals: Wade (1.6)

2011-12 SCHEDULE

DATE	OPPONENT (TV)	TIME/RESULT
Nov. 3	Kentucky Wesleyan* (SS)	W, 69-59
Nov. 11	Western Carolina (SS)	W, 75-50
Nov. 15	at Elon (SS)	L, 58-53
<i>Continental Tire Las Vegas Invitational</i>		
Nov. 20	Tennessee State (SS)	L, 64-63
Nov. 22	Mississippi Valley State (SS)	W, 61-57
Nov. 25	No. 1 North Carolina (ESPN2)	L, 87-62
Nov. 26	Southern California (ESPN3.com)	L, 63-60
<i>Big East/SEC Challenge</i>		
Dec. 1	Providence (ESPNU)	L, 76-67
Dec. 4	at Clemson (ESPNU)	W, 58-55
Dec. 13	Presbyterian (SS)	W, 66-58
Dec. 17	No. 2 Ohio State (ESPN)	L, 66-74
Dec. 21	Southeastern Louisiana (SS)	W, 62-43
Dec. 28	Wofford (CSS)	W, 57-45
Dec. 31	USC Upstate (SS)	W, 72-66
Jan. 3	SC State	W, 79-51
Jan. 7	at No. 2 Kentucky* (SECN)	L, 79-64
Jan. 10	Vanderbilt* (ESPNU)	L, 67-57
Jan. 14	No. 19/19 Florida* (CSS)	L, 79-65
Jan. 21	at Auburn* (SECN)	L, 63-52
Jan. 25	Alabama* (SECN)	W, 56-54
Jan. 28	at Ole Miss* (FSN)	L, 66-62
Feb. 2	at No. 12/11 Florida* (ESPN2)	L, 74-66
Feb. 4	No. 1/1 Kentucky* (ESPN)	L, 86-52
Feb. 8	at Tennessee* (SECN)	L, 69-57
Feb. 11	at Arkansas* (SECN)	1:30 p.m.
Feb. 15	Georgia* (CSS)	7 p.m.
Feb. 18	LSU* (SECN)	1:30 p.m.
Feb. 22	at Vanderbilt* (SECN)	8 p.m.
Feb. 25	Tennessee* (FSN)	8 p.m.
Feb. 29	Mississippi State* (SECN)	8 p.m.
March 3	at Georgia* (SECN)	1:30 p.m.
<i>SEC Tournament (New Orleans, La.)</i>		
March 8	First Round (SECN)	TBA
March 9	Quarterfinals (SECN)	TBA
March 10	Semifinals (ABC)	TBA
March 11	Finals (ABC)	TBA

All home games in **bold** | All times listed Eastern
 * indicates SEC contest | & indicates exhibition | **SS**-SportSouth | **SECN**-SEC Network | **CSS**-CharterSports SE

PROBABLE STARTERS (BASED ON PREVIOUS GAME)

South Carolina	Ht.	Wt.	Yr.	Hometown	PPG	RPG	MPG
G - #23, Bruce Ellington	5-9	197	So.	Moncks Corner, S.C.	10.7	1.8	27.4
G - #32, Damien Leonard	6-4	192	Fr.	Greenville, S.C.	6.8	1.2	19.1
F - #33, RJ Slawson	6-8	207	So.	Charleston, S.C.	5.1	4.1	18.5
F - #15, Malik Cooke	6-6	215	R-Sr.	Charlotte, N.C.	12.2	4.9	31.4
F - #24, Damontre Harris	6-9	226	So.	Fayetteville, N.C.	6.7	5.3	25.1

Arkansas	Ht.	Wt.	Yr.	Hometown	PPG	RPG	MPG
G - #1, Mardracus Wade	6-2	175	So.	Memphis, Tenn.	11.1	2.1	28.4
G - #3, Rickey Scott	6-3	202	So.	Irving, Texas	10.1	3.8	26.5
F - #21, Hunter Mickelson	6-10	236	Fr.	Jonesboro, Ark.	4.9	3.7	16.8
G - #23, Julysse Nobles	6-1	174	Jr.	Jackson, Miss.	9.0	3.8	29.2
F - #31, Michael Sanchez	6-8	236	Sr.	Springdale, Ark.	4.3	3.6	18.5

CAROLINA QUICK HITS

- South Carolina is in its 104th season of basketball.
- The Gamecocks are led by fourth-year head coach Darrin Horn.
- The Gamecocks are in their 21st season of competition in the Southeastern Conference in 2012. Carolina owns a 128-201 all-time record in SEC play.
- South Carolina concludes a tough stretch of four out of five contests away from Colonial Life Arena when it travels to Arkansas on Saturday. The Gamecocks will conclude the regular season with a stretch of four out of the last six regular season games in Columbia.
- The Gamecocks suffered a 69-57 loss at Tennessee on Wednesday in SEC play. Sophomore forward RJ Slawson earned the first start of his career in the contest. Slawson posted 11 points, while the squad was led by sophomore guard Bruce Ellington's 12 points, season high six assists and two steals. South Carolina struggled from the floor, hitting just 33.9 percent of its attempts, however, the Gamecocks were solid from 3-point range, hitting 7-of-16 (43.8%).
- In the SEC statistical standings South Carolina ranks second in rebounding defense (32.6), fifth in steals per game (6.7), fourth in turnover margin (+1.3) and is third in the SEC in offensive rebounding (13.0).
- Senior forward Malik Cooke ranks tied for fourth in the SEC (all games) with 1.8 steals per game.
- Over the course of the last five games, Cooke leads the Gamecocks with 12.2 points per game, while Harris' 5.2 rebounds and 2.8 blocks per outing are both team highs.
- Darrin Horn-led teams are 79-56 all-time in league play.
- South Carolina ranks fifth in the SEC and is among the nation's top 30 with 5.0 blocks per game. Sophomore forward Damontre Harris ranks 28th with 2.3 blocks per game, which is fifth in the SEC.
- In games it has won in 2011-12, South Carolina holds a +11.9 scoring margin over its opponents. To compare, in games it has lost, Gamecock opponents score 11.4 more points per game.
- South Carolina is 429-436-1 all-time in the month of February.
- South Carolina has scored more points in the paint than its opponent 11 times, and has scored more points off turnovers 14 times this season. The Gamecocks average 25.9 points in the paint and average 14.8 points off turnovers per contest. South Carolina scored 18 points off 14 Tennessee turnovers on Wednesday.
- When South Carolina played No. 1 Kentucky on Feb. 4, it marked the fourth top-two opponent the Gamecocks faced this season, as the squad had previously played then-No. 1 North Carolina, then-No. 2 Ohio State and the Wildcats when they were ranked No. 2 in early January. Those three teams have an average RPI of 5.3, with Ohio State the highest at 4 (as of Feb. 6 RPI report).
- In away contests this season, Ellington leads the squad with 10.3 points per game, while Cooke adds 10.0 per outing. Harris collects 6.1 rebounds per game in away contests and blocks 3.1 shots per game.



SOUTH CAROLINA GAMECOCKS

OVERALL: 9-14; SEC: 1-8; HOME: 8-6; AWAY: 1-6; NEUTRAL: 0-2

1		BRENTON WILLIAMS - So. - G - 5-11 - 172 - Kissimmee, Fla.	<table border="1"> <thead> <tr> <th>MIN</th> <th>PTS</th> <th>RBS</th> <th>AST</th> <th>FG%</th> <th>3FG%</th> <th>FT%</th> </tr> </thead> <tbody> <tr> <td>13.3</td> <td>5.7</td> <td>0.7</td> <td>0.5</td> <td>35.7</td> <td>36.6</td> <td>80.0</td> </tr> </tbody> </table>	MIN	PTS	RBS	AST	FG%	3FG%	FT%	13.3	5.7	0.7	0.5	35.7	36.6	80.0	<ul style="list-style-type: none"> Junior college transfer from Santa Fe College Scored an impressive nine points, hitting three 3s, including two from several steps back from the line, vs. Florida on Jan. 14 Played 16 minutes off the bench vs. Alabama; blocked one shot Posted season high with 15 points, hitting three 3s at Ole Miss; also 3 steals
MIN	PTS	RBS	AST	FG%	3FG%	FT%												
13.3	5.7	0.7	0.5	35.7	36.6	80.0												
2		BRIAN RICHARDSON - So. - G - 6-4 - 171 - Wilson, N.C.	<table border="1"> <thead> <tr> <th>MIN</th> <th>PTS</th> <th>RBS</th> <th>AST</th> <th>FG%</th> <th>3FG%</th> <th>FT%</th> </tr> </thead> <tbody> <tr> <td>13.3</td> <td>3.4</td> <td>1.1</td> <td>0.5</td> <td>30.0</td> <td>23.2</td> <td>80.0</td> </tr> </tbody> </table>	MIN	PTS	RBS	AST	FG%	3FG%	FT%	13.3	3.4	1.1	0.5	30.0	23.2	80.0	<ul style="list-style-type: none"> Tallied a season high 12 points vs. Southern Cal on Nov. 26 Matched career high with two steals vs. Presbyterian on Dec. 13 Was 2-of-3 from 3-point range vs. Vanderbilt Earned first start of season vs. Florida on Jan. 14, scored seven points Tallied five points at Florida on Feb. 2
MIN	PTS	RBS	AST	FG%	3FG%	FT%												
13.3	3.4	1.1	0.5	30.0	23.2	80.0												
5		ERIC SMITH - So. - G - 5-11 - 210 - Mullins, S.C.	<table border="1"> <thead> <tr> <th>MIN</th> <th>PTS</th> <th>RBS</th> <th>AST</th> <th>FG%</th> <th>3FG%</th> <th>FT%</th> </tr> </thead> <tbody> <tr> <td>17.1</td> <td>5.0</td> <td>1.1</td> <td>1.5</td> <td>43.7</td> <td>43.2</td> <td>41.7</td> </tr> </tbody> </table>	MIN	PTS	RBS	AST	FG%	3FG%	FT%	17.1	5.0	1.1	1.5	43.7	43.2	41.7	<ul style="list-style-type: none"> Sophomore point guard who has started 13 contests in 2011-12 Scored with 25.9 seconds on the clock, crucial shot in victory at Clemson Top game of the season, scored career high 18 points vs. Tenn State Five games with at least eight points this season, including two double-digit scoring games (vs. Tennessee State and Providence)
MIN	PTS	RBS	AST	FG%	3FG%	FT%												
17.1	5.0	1.1	1.5	43.7	43.2	41.7												
13		ANTHONY GILL - Fr. - F - 6-8 - 235 - Charlotte, N.C.	<table border="1"> <thead> <tr> <th>MIN</th> <th>PTS</th> <th>RBS</th> <th>AST</th> <th>FG%</th> <th>3FG%</th> <th>FT%</th> </tr> </thead> <tbody> <tr> <td>25.4</td> <td>8.1</td> <td>4.8</td> <td>1.3</td> <td>46.6</td> <td>40.0</td> <td>67.2</td> </tr> </tbody> </table>	MIN	PTS	RBS	AST	FG%	3FG%	FT%	25.4	8.1	4.8	1.3	46.6	40.0	67.2	<ul style="list-style-type: none"> Freshman forward second on the team with 4.9 rebounds per game Key contributor in win at Clemson; scoring five points in final five minutes Solid in win vs. Alabama; collected nine rebounds, 3 assists Scored 11 points at Florida on Feb. 2 Collected four rebounds and posted two assists at Tennessee on Wednesday
MIN	PTS	RBS	AST	FG%	3FG%	FT%												
25.4	8.1	4.8	1.3	46.6	40.0	67.2												
15		MALIK COOKE - R-Sr. - F - 6-6 - 215 - Charlotte, N.C.	<table border="1"> <thead> <tr> <th>MIN</th> <th>PTS</th> <th>RBS</th> <th>AST</th> <th>FG%</th> <th>3FG%</th> <th>FT%</th> </tr> </thead> <tbody> <tr> <td>31.4</td> <td>12.2</td> <td>4.9</td> <td>1.8</td> <td>42.2</td> <td>30.4</td> <td>79.8</td> </tr> </tbody> </table>	MIN	PTS	RBS	AST	FG%	3FG%	FT%	31.4	12.2	4.9	1.8	42.2	30.4	79.8	<ul style="list-style-type: none"> Career high 24 pts. vs. USC Upstate; also 10 rbs. for 3rd career double-double Led team with 18 points in win vs. Alabama, while adding 2 assists and 2 steals Leads team in overall games with 12.2 points per game; 10.8 in SEC play Needs just 30 points to reach 1,000 for his career Ranks fourth in the SEC with 2.0 steals per game
MIN	PTS	RBS	AST	FG%	3FG%	FT%												
31.4	12.2	4.9	1.8	42.2	30.4	79.8												
23		BRUCE ELLINGTON - So. - G - 5-9 - 197 - Moncks Corner, S.C.	<table border="1"> <thead> <tr> <th>MIN</th> <th>PTS</th> <th>RBS</th> <th>AST</th> <th>FG%</th> <th>3FG%</th> <th>FT%</th> </tr> </thead> <tbody> <tr> <td>27.4</td> <td>10.7</td> <td>1.8</td> <td>2.7</td> <td>35.7</td> <td>34.6</td> <td>70.0</td> </tr> </tbody> </table>	MIN	PTS	RBS	AST	FG%	3FG%	FT%	27.4	10.7	1.8	2.7	35.7	34.6	70.0	<ul style="list-style-type: none"> Hit winning free throws vs. Clemson with 13.0 seconds on the clock Posted a season high 20 points vs. Vanderbilt Earned first start of season vs. Florida on Jan. 14, led team in scoring with 17 Leads team, averaging 11.7 points per game in league play Scored with 1.3 seconds left on clock for game winner vs. Alabama; 12 points
MIN	PTS	RBS	AST	FG%	3FG%	FT%												
27.4	10.7	1.8	2.7	35.7	34.6	70.0												
24		DAMONTRE HARRIS - So. - F - 6-9 - 226 - Fayetteville, N.C.	<table border="1"> <thead> <tr> <th>MIN</th> <th>PTS</th> <th>RBS</th> <th>BLK</th> <th>FG%</th> <th>3FG%</th> <th>FT%</th> </tr> </thead> <tbody> <tr> <td>25.1</td> <td>6.7</td> <td>5.3</td> <td>2.3</td> <td>51.3</td> <td>0.0</td> <td>77.5</td> </tr> </tbody> </table>	MIN	PTS	RBS	BLK	FG%	3FG%	FT%	25.1	6.7	5.3	2.3	51.3	0.0	77.5	<ul style="list-style-type: none"> Top offensive game of the season came in 15-point effort vs. So. Cal on Nov. 26 Collected first-career double-double with 11 points and a game high 10 rebounds vs. Vanderbilt; also blocked one shot and collected one steal Blocked a career high six shots at Auburn, again at Florida on Feb. 2 Averaging 5.8 rebounds per game in league play
MIN	PTS	RBS	BLK	FG%	3FG%	FT%												
25.1	6.7	5.3	2.3	51.3	0.0	77.5												
30		LAKEEM JACKSON - Jr. - F - 6-5 - 238 - Charlotte, N.C.	<table border="1"> <thead> <tr> <th>MIN</th> <th>PTS</th> <th>RBS</th> <th>AST</th> <th>FG%</th> <th>3FG%</th> <th>FT%</th> </tr> </thead> <tbody> <tr> <td>18.6</td> <td>3.8</td> <td>3.0</td> <td>1.6</td> <td>50.0</td> <td>0.0</td> <td>37.0</td> </tr> </tbody> </table>	MIN	PTS	RBS	AST	FG%	3FG%	FT%	18.6	3.8	3.0	1.6	50.0	0.0	37.0	<ul style="list-style-type: none"> Experienced junior who saw time early at the point guard position while Ellington was competing with the football team Posted six points vs. #2 Ohio State Solid in win over Wofford; six points, four assists Played season high 32 min vs. SC State; 6 pts, 5 rbs, 3 assists, 2 blks, 2 steals
MIN	PTS	RBS	AST	FG%	3FG%	FT%												
18.6	3.8	3.0	1.6	50.0	0.0	37.0												
32		DAMIEN LEONARD - Fr. - G - 6-4 - 192 - Greenville, S.C.	<table border="1"> <thead> <tr> <th>MIN</th> <th>PTS</th> <th>RBS</th> <th>AST</th> <th>FG%</th> <th>3FG%</th> <th>FT%</th> </tr> </thead> <tbody> <tr> <td>19.1</td> <td>6.8</td> <td>1.2</td> <td>0.5</td> <td>32.4</td> <td>34.2</td> <td>61.9</td> </tr> </tbody> </table>	MIN	PTS	RBS	AST	FG%	3FG%	FT%	19.1	6.8	1.2	0.5	32.4	34.2	61.9	<ul style="list-style-type: none"> Top game of the season came in 16-point effort vs. MVSU, followed by a 15-point performance vs. top-ranked North Carolina Tallied team high 15 points, hitting three 3s at No. 2 UK, first career SEC game Has started the last five games entering contest against Arkansas Posted a season high 19 shots, hitting 7-of-16; four 3s vs. No. 1 UK on Feb. 4
MIN	PTS	RBS	AST	FG%	3FG%	FT%												
19.1	6.8	1.2	0.5	32.4	34.2	61.9												
33		RJ SLAWSON - So. - F - 6-8 - 207 - Charleston, S.C.	<table border="1"> <thead> <tr> <th>MIN</th> <th>PTS</th> <th>RBS</th> <th>BLK</th> <th>FG%</th> <th>3FG%</th> <th>FT%</th> </tr> </thead> <tbody> <tr> <td>18.5</td> <td>5.1</td> <td>4.1</td> <td>0.7</td> <td>46.3</td> <td>34.4</td> <td>62.1</td> </tr> </tbody> </table>	MIN	PTS	RBS	BLK	FG%	3FG%	FT%	18.5	5.1	4.1	0.7	46.3	34.4	62.1	<ul style="list-style-type: none"> Collected first career double-double with 13 points and 14 rebounds vs. UNC Five points, six rebounds, one assist, one steal and one block at No. 2 Kentucky Collected 9 rebounds, including 6 offensive in just 15 minutes vs. Alabama Earned first start of his career at Tennessee, scored 9 points, 5 rebounds
MIN	PTS	RBS	BLK	FG%	3FG%	FT%												
18.5	5.1	4.1	0.7	46.3	34.4	62.1												
45		CARLTON GEATHERS - R-Fr. - 6-10 - 250 - Georgetown, S.C.	<table border="1"> <thead> <tr> <th>MIN</th> <th>PTS</th> <th>RBS</th> <th>BLK</th> <th>FG%</th> <th>3FG%</th> <th>FT%</th> </tr> </thead> <tbody> <tr> <td>7.1</td> <td>1.0</td> <td>1.6</td> <td>0.6</td> <td>42.1</td> <td>0.0</td> <td>75.0</td> </tr> </tbody> </table>	MIN	PTS	RBS	BLK	FG%	3FG%	FT%	7.1	1.0	1.6	0.6	42.1	0.0	75.0	<ul style="list-style-type: none"> Has played well defensively, blocking an average of 0.6 shots per game; with season highs of three blocks vs. Mississippi Valley State and Providence Blocked one shot vs. #2 Ohio State Scored four points and collected four rebounds vs. SE La. on Dec. 21 Played an SEC season high 13 minutes vs. Ole Miss, 2 points, 2 rebounds
MIN	PTS	RBS	BLK	FG%	3FG%	FT%												
7.1	1.0	1.6	0.6	42.1	0.0	75.0												

INTERVIEW POLICIES

All interview requests must be made in advance to SID Emily Feeney in the South Carolina Media Relations Office. Beginning with the start of practice in October, Feeney will release a weekly coach and player availability schedule to media no later than 9 a.m. each Monday morning during the season.

Post-Game Interview Policy: After each home game, the visiting coach will address the media first, followed by South Carolina head coach Darrin Horn and then South Carolina players. (Depending on deadline and during non-conference season, this may be altered on a game-by-game basis)

Road Interview Policy: Interviews with Coach Horn while on the road will be scheduled according to the home post-game media procedure. No player interviews are allowed until after the game once the team leaves Columbia.

All interviews are to be coordinated through the Media Relations Office. This allows the staff to arrange the interview when it best suits the student-athlete's and the reporter's schedules. Please contact the Media Relations Office in advance to make your interview requests. Media are not permitted to contact student-athletes on their own at any time.

All interviews will take place at the designated media interview site for that day as listed in the weekly availability schedule or in the Media Relations Office.

Dormitory, apartment and cell phone numbers for student-athletes will not be provided to the media. Should you need to conduct a telephone interview with a student-athlete, a call will be placed to you from the student-athlete at a mutually agreeable time.

SOUTH CAROLINA MEDIA RELATIONS

Emily Feeney, primary contact

Assistant Director

cell: 803-727-3284

e-mail: efeeney@mailbox.sc.edu

Website: www.GamecocksOnline.com

Facebook: www.Facebook.com/gamecocksonline

Twitter: @GamecockMBB

2011-12 STAT COMPARISON

	SC	ARKANSAS
Record	9-14	16-8
Conference Record	1-8	4-5
Current Streak	L4	L2
Scoring Avg.	62.3	73.5
Opponent Scoring Avg.	64.5	67.3
Scoring Margin	-2.3	+6.2
Field Goal %	.410	.433
Opponent Field Goal %	.447	.414
3-Point Field Goal %	.336	.349
Opponent 3-Point Field Goal %	.389	.299
3-Point Field Goal Made PG	6.6	6.4
3-Point Field Goal Attempts PG	19.7	18.3
Free Throw %	.692	.690
Opponent Free Throw %	.676	.676
Rebounding Avg.	31.9	35.6
Opponent Rebounding Avg.	32.6	38.7
Rebounding Margin	-0.7	-3.0
Turnovers Avg.	12.7	13.0
Opponent Turnover Avg.	14.0	17.1
Assists Avg.	10.2	13.9
Blocks Avg.	5.0	5.6
Steals Avg.	6.7	8.8

WEEKLY MEDIA AVAILABILITY (FEB. 5-11)

SUNDAY Feb. 5	MONDAY Feb. 6	TUESDAY Feb. 7	WEDNESDAY Feb. 8	THURSDAY Feb. 9	FRIDAY Feb. 10	SATURDAY Feb. 11
No Availability	SEC Teleconf. Horn at 11:14 am ET	Availability 2:30 p.m. Practice Facility	at Tennessee L, 69-57	No Availability	Availability 2 p.m. Practice Facility	at Arkansas 1:30 p.m. ET SECN

* All practices are closed * please contact SID Emily Feeney for all media requests

A SOUTH CAROLINA WIN WOULD ...

- Be South Carolina's first win at Arkansas since a 70-66 victory at Bud Walton Arena on Jan. 16, 2008
- Be the Gamecocks' second-straight win over the Razorbacks. South Carolina earned an 81-74 overtime win against Arkansas last year in Columbia

BY THE NUMBERS

7 - South Carolina matched a season low with seven turnovers at Tennessee. The Volunteers managed just 12 points off turnovers in the contest, compared to 18 points scored by the Gamecocks off of UT giveaways.

11 - Then-junior forward Malik Cooke was instrumental in last season's OT win versus Arkansas. He posted 11 points and 11 rebounds for his first double-double at South Carolina, and hit two free throws late in regulation to tie the contest.

4 - South Carolina didn't have any standout performances in the rebounding category vs. Tennessee, but five different Gamecocks collected at least four rebounds in the contest. Cooke (4), Harris (5), Slawson (5), Ellington (4) and Gill (4) all hit the mark. Cooke and Ellington both collected three of their rebounds on the offensive glass, en route to 16 offensive rebounds for Carolina.

2 - The Gamecocks managed just two blocked shots at Tennessee, which matched a season low in the category.

15 - Senior forward Malik Cooke leads South Carolina with 15 double-figure scoring games this season. Freshman forward Anthony Gill has tallied 10, and Bruce Ellington and Damontre Harris have both posted seven double-figure scoring games this season.

SCOUTING ARKANSAS

The Razorbacks enter Saturday's contest with a 16-8 overall record, including a 4-5 mark in SEC games ... The squad is an impressive 16-0 in games played in Fayetteville ... Three active Razorbacks average double-digit points entering weekend action, led by freshman guard BJ Young's 13.9 points per outing ... Mardracus Wade (11.1) and Rickey Scott (10.1) also average double figures ... Arkansas averages 35.6 rebounds per game as a team, but no active Razorback averages higher than 4.5 rebounds per game (Devonta Abron) ... Opponents average just 29.9 percent from 3-point range against Arkansas.

ARKANSAS SERIES INFORMATION

■ The Razorbacks own a 13-10 upperhand in the all-time series, including a 7-3 upperhand in games played in Fayetteville.

■ South Carolina has won three of the last five meetings between the two schools, with two of those wins coming in overtime (2011, 2009).

UP NEXT

South Carolina returns to Colonial Life Arena for two contests next week, the first against Georgia on Feb. 15 at 7 p.m. on CSS, before hosting LSU on Feb. 18, at 1:30 p.m. on the SEC Network.

COOKE LEADS BY EXAMPLE

■ Senior forward Malik Cooke has been one of Carolina's most consistent players in several statistical columns in 2011-12. The Charlotte, N.C., native has tallied 15 double-figure scoring games, 14 games with at least two assists, 11 games with at least five rebounds and 14 games with at least two steals. He leads the Gamecocks in points, scoring average, field goal attempts, free throw attempts and free throws made, in steals and in minutes per game.

STATISTICAL TRENDS, WINS AND LOSSES

■ Below is a breakdown of some key statistical categories in South Carolina wins and losses:

Wins		Losses
65.1	Scoring Avg.	60.4
43.4	FG Percent	39.5
38.8	FG Percent Defense	48.5
36.5	3FG Percent	32.0
30.9	3FG Percent Defense	44.4
+2.2	Rebounding Margin	-2.6
12.2	Free Throw Attempts/game	9.1
11.3	Assists/game	9.5

DISTRIBUTION IN THE NUMBERS

■ South Carolina has several players making a significant impact in several various categories. Only senior forward Malik Cooke (12.2) and sophomore guard Bruce Ellington (10.7) average double-digit points, but three others average at least 6.7 points per game. Similarly, sophomore forward Damontre Harris leads the team with 5.3 rebounds per game, but three others average at least 4.1 boards per outing. Same with assists, as five have tallied at least 30 this season, led by Ellington's 43 (2.7 per game).

TREND SETTING

Gamecock trends under Darrin Horn ...

■ South Carolina is 22-11 when collecting at least 10 steals in a contest.

- South Carolina collected a season high 12 steals vs. Ole Miss on Jan. 28.

■ The Gamecocks are 23-17 when blocking at least seven shots in a game.

- The Gamecocks average 5.0 blocks per game this season; Carolina has blocked a season high seven shots nine times.

■ South Carolina is 55-16 when holding its opponents under 45% shooting from the field.

- South Carolina has held 11 opponents, to under 45% shooting from the field in 2011-12.

■ Carolina is 32-13 when out-rebounding its opponent.

- The Gamecocks have out-rebounded 12 of 23 opponents this season, including a 43-35 mark vs. UNC.

► ASSOCIATED PRESS TOP 25

Feb. 6, 2012

Rk.	Team	Record	Pts.
1	Kentucky (63)	23-1	1,623
2	Syracuse (2)	23-1	1,553
3	Ohio State	20-3	1,493
4	Missouri	21-2	1,415
5	North Carolina	20-3	1,352
6	Baylor	21-2	1,318
7	Kansas	18-5	1,170
8	Florida	19-4	1,066
9	Murray State	23-0	1,055
10	Duke	19-4	1,037
11	Michigan State	18-5	1,032
12	Georgetown	18-4	919
13	San Diego State	20-3	728
14	UNLV	21-4	702
15	Florida State	16-6	694
16	Saint Mary's	22-2	635
17	Creighton	21-3	600
18	Marquette	19-5	469
19	Virginia	18-4	448
20	Mississippi State	18-5	401
21	Wisconsin	18-6	384
22	Michigan	17-7	253
23	Indiana	18-6	227
24	Louisville	18-5	112
25	Harvard	20-2	105

Others receiving votes: Notre Dame 83, Iowa State 71, Southern Miss 51, Temple 41, Gonzaga 35, Wichita State 31, Long Beach State 6, New Mexico 5, Kansas State 3, Iona 2, Cleveland State 2, Vanderbilt 2, Brigham Young 1, Miami (FL) 1

Dropped from rankings: Gonzaga 24, Vanderbilt 25

► ESPN/USA TODAY TOP 25

Feb. 6, 2012

Rk.	Team	Record	Pts.
1	Kentucky (31)	23-1	775
2	Syracuse	23-1	740
3	Ohio State	20-3	715
4	Missouri	21-2	673
5	North Carolina	20-3	639
6	Baylor	21-2	635
7	Florida	19-4	536
8	Murray State	23-0	536
9	Duke	19-4	525
10	Kansas	18-5	480
11	Georgetown	18-4	454
12	Michigan State	18-5	444
13	Saint Mary's	22-2	382
14	San Diego State	20-3	332
15	Creighton	21-3	316
16	UNLV	21-4	302
17	Florida State	16-6	247
18	Mississippi State	18-5	241
19	Marquette	19-5	239
20	Virginia	18-4	192
21	Harvard	20-2	153
22	Wisconsin	18-6	133
23	Indiana	18-6	93
23	Louisville	18-5	93
25	Michigan	17-7	79

Others receiving votes: Notre Dame 19, Gonzaga 14, New Mexico 13, Iowa State 10, Nevada 9, Southern Miss 9, Long Beach State 8, Middle Tennessee 6, Connecticut 6, Temple 6, Vanderbilt 5, California 5, Wichita State 5, Virginia Commonwealth 2, Saint Louis 2, Cleveland State 1, Drexel 1



SOUTHEASTERN CONFERENCE STANDINGS

Team	Conference	Overall
Kentucky	10-0	24-1
Florida	7-2	19-5
Mississippi State	6-3	19-5
Vanderbilt	6-3	17-7
Alabama	5-4	16-7
Arkansas	4-5	16-8
Ole Miss	4-5	14-9
Tennessee	4-5	12-12
LSU	3-6	13-10
Auburn	3-7	13-11
Georgia	2-7	11-12
South Carolina	1-8	9-14

COACHES TELECONFERENCE

The weekly SEC men's basketball coaches teleconference is scheduled for every Monday Jan. 4 - March 5.

The 12 Southeastern Conference men's head basketball coaches will be featured from 10:00 - 11:17 a.m. (CT).

Media representatives wishing to participate in the teleconference should contact the SEC Media Relations Department for further details. Each coach will appear on the teleconference for seven minutes, according to the following schedule:

Order of Appearance (All Times Central)

- 10:00 a.m. Kevin Stallings, Vanderbilt
- 10:07 a.m. Billy Donovan, Florida
- 10:14 a.m. Darrin Horn, South Carolina**
- 10:21 a.m. Mark Fox, Georgia
- 10:28 a.m. Trent Johnson, LSU
- 10:35 a.m. John Calipari, Kentucky
- 10:42 a.m. Cuonzo Martin, Tennessee
- 10:49 a.m. Mike Anderson, Arkansas
- 10:56 a.m. Anthony Grant, Alabama
- 11:03 a.m. Tony Barbee, Auburn
- 11:10 a.m. Andy Kennedy, Ole Miss
- 11:17 a.m. Rick Stansbury, Miss. State

In addition, the SEC men's basketball teams who make it to postseason will be on a teleconference on Monday, March 15 beginning at 10:00 a.m. CT.

All SEC basketball teleconferences can be listened to on the internet at www.secsports.com starting at 1:00 p.m. CT.

SOUTH CAROLINA BENCH PRODUCTION

GAME	SC-OPP	DIFF.	SC HIGH BENCH SCORER
Western Car.	38-16	+22	Williams (13)
at Elon	15-16	-1	Smith (6)
Tenn. State	29-22	7	Smith (18)
Miss. Val. St.	7-11	-4	Slawson (4)
vs. UNC	19-30	-11	Slawson (14)
vs. SoCal	25-4	+21	Richardson (12)
Providence	23-10	+13	Slawson (8)
at Clemson	20-16	+4	Richardson/Ellington (9)
Presbyterian	27-9	+18	Ellington (15)
Ohio State	19-11	+8	Ellington (8)
SE Louisiana	18-23	-5	Leonard (8)
Wofford	40-2	+38	Ellington (17)
USC Upstate	30-16	+14	Williams (11)
SC State	37-10	+27	Ellington/Leonard/Slawson (9)
at Kentucky	28-11	+17	Leonard (15)
Vandy	26-19	+7.0	Ellington (20)
Florida	14-14	-	Williams (9)
at Auburn	20-20	-	Williams/Leonard (6)
Alabama	6-20	-14	Slawson (4)
at Ole Miss	17-15	+2	Williams (15)
at Florida	16-11	+5	Williams (8)
Kentucky	10-19	-9	Williams (3)
at Tennessee	14-15	-1	Williams (11)
at Arkansas			
Georgia			
LSU			
at Vandy			
Tennessee			
Miss. State			
at Georgia			

SPECIALTY STATS

(PP) points in paint; (OT) points off turnovers; (2nd) second chance points; (FB) fast break points

(South Carolina-Opponent)

GAME	PP	OT	2ND	FB
Western Car.	46-18	22-15	20-9	19-10
at Elon	26-10	8-2	10-7	6-0
Tenn. State	24-14	15-14	9-11	11-6
Miss. Val. St.	22-18	17-15	14-3	13-8
vs. UNC	20-44	8-28	16-16	0-16
vs. SoCal	24-26	12-18	9-17	2-4
Providence	36-34	14-19	21-11	4-16
at Clemson	26-22	13-9	9-8	0-4
Presbyterian	34-26	20-10	12-10	19-4
Ohio State	28-38	16-15	11-19	4-8
SE Louisiana	22-16	30-6	15-10	3-3
Wofford	18-18	11-18	8-8	2-6
USC Upstate	32-28	10-19	16-17	6-8
SC State	32-16	19-7	6-12	6-6
at Kentucky	26-48	16-10	15-4	0-12
Vandy	24-14	14-9	14-12	2-8
Florida	24-26	11-22	16-14	12-13
at Auburn	20-24	19-28	14-13	2-10
Alabama	32-34	10-8	13-13	6-8
at Ole Miss	28-30	19-16	14-12	12-10
at Florida	30-30	17-21	14-17	2-2
Kentucky	14-42	1-8	8-19	10-9
at Tennessee	8-12	18-12	11-13	5-2
at Arkansas				
Georgia				
LSU				
at Vandy				
Tennessee				
Miss. State				
at Georgia				
SC Total	596	340	295	146
SC Average	25.9	14.8	12.8	6.3
Opp Total	588	329	275	173
Opp Average	25.6	14.3	11.9	7.5

UNIVERSITY INFORMATION

Location	Columbia, S.C.
Founded	1801
Enrollment	29,957
Nickname	Gamecocks
Colors	Garnet (PMS 202) and Black
National Affiliation	NCAA Division I
Conference	Southeastern (SEC)
Athletics Web Address	www.GamecocksOnline.com
University Web Address	www.sc.edu
President	Dr. Harris Pastides
NCAA Representative	Dr. Zach Kelehear
Athletics Director	Eric Hyman
Basketball Administrator/Executive Associate AD	Kevin O'Connell

BASKETBALL STAFF/INFORMATION

Head Coach	Darrin Horn
Alma Mater	Western Kentucky, '95
Record At South Carolina/Seasons	59-56 (.513), 22-35 SEC/4th season
Overall Record/Seasons	170-104 (.620)/9th season
Assistant Coaches	Neill Berry (Southeastern Louisiana, '03) Michael Boynton Jr. (South Carolina, '04) Cypheus Bunton (Western Kentucky, '95)
Director of Basketball Operations	Justin Phelps (Kent State, '06)
Strength & Conditioning Coach	Irele Oderinde (Western Kentucky, '03)
Athletic Trainer	Mark Rodger (Buffalo, '01)
Home Arena	Colonial Life Arena
Capacity	18,000
Arena General Manager	Lexie Boone
Press Row Phone Number	803-777-6182

BASKETBALL HISTORY

First Year of Basketball	1908
All-Time Record	1,295-1,143-1 (.532)
Overall Postseason Record	25-18
NCAA Tournament Appearances	1971, 1972, 1973, 1974, 1989, 1997, 1998, 2004
NCAA Tournament Record	4-9
Last NCAA Tournament Appearance	2004, L vs. Memphis, 59-43
NIT Appearances	1969, 1975, 1978, 1983, 1991, 1996, 2001, 2002, 2005, 2006, 2009
NIT Record	21-9
Last NIT Appearance	2009, L vs. Davidson, 70-63
Conference Championships	1970 ACC, 1997 SEC, 2009 SEC East Co-Champs
Conference Tournament Titles	1934 SoCon, 1971 ACC

TEAM INFORMATION

2010-11 Record	14-16
Southeastern Conference Record/Finish	5-11/6th SEC East
Postseason	NA
Letterwinners Returning/Lost	7/4
Starters Returning/Lost	4/1
Newcomers	3
Roster Breakdown	1 senior, 1 junior, 6 sophomores, 3 freshmen
Returning Scoring	1,285 of 2,027 (63.3%)
Returning Field Goals	468 of 741 (63.1%)
Returning Rebounding	720 of 1,144 (69.0%)
Returning Assists	259 of 327 (79.2%)
Returning Minutes	4,128 of 6,100 (67.6%)

MEDIA RELATIONS

Asst. Media Relations Director/Men's Basketball Contact	Emily Feeney
Feeney's email	efeeney@mailbox.sc.edu
Feeney's office phone	803-777-7743
Website	GamecocksOnline.com

2011-12 SOUTH CAROLINA ROSTER

No.	Name	Pos.	Ht.	Wt.	Cl.	Exp.	Hometown (High/Last School)
1	Brenton Williams	G	5-11	172	SO	JC	Kissimmee, Fla. (Osceola High School)
2	Brian Richardson	G	6-4	171	SO	1VL	Wilson, N.C. (Greenfield School)
5	Eric Smith	G	5-11	210	SO	1VL	Mullins, S.C. (Christ School)
12	Shane Phillips*	G	5-10	170	JR	HS	Wheeling, W. Va. (Wheeling Central)
13	Anthony Gill	F	6-8	235	FR	HS	Charlotte, N.C. (Charlotte Christian School)
15	Malik Cooke	F	6-6	215	RS SR	3VL	Charlotte, N.C. (Christ School)
23	Bruce Ellington	G	5-9	197	SO	1VL	Moncks Corner, S.C. (Berkeley)
24	Damontre Harris	F	6-9	226	SO	1VL	Fayetteville, N.C. (Trinity Christian)
30	Lakeem Jackson	SF	6-5	238	JR	2VL	Charlotte, N.C. (Christ School)
32	Damien Leonard	G	6-4	192	FR	HS	Greenville, S.C. (J.L. Mann)
33	RJ Slawson	F	6-8	207	SO	1VL	Charleston, S.C. (Fort Dorchester)
35	Alex Irwin*	F	6-4	170	JR	HS	Richmond, Va. (Woodberry Forest)
45	Carlton Geathers	F	6-10	250	RS FR	HS	Georgetown, S.C. (Carvers Bay)

* denotes walk-on

Head Coach: Darrin Horn | **Assistant Coaches:** Neill Berry, Mike Boynton Jr., Cypheus Bunton |
Director of Basketball Operations: Justin Phelps | **Strength & Conditioning Coach:** Irele Oderinde |
Athletic Trainer: Mark Rodger

SEASON NOTABLES

- Behind freshman forward Anthony Gill's 14-point performance, the Gamecocks earned a 69-59 victory over D-II powerhouse Kentucky Wesleyan in the lone exhibition of the season on Nov. 3. Senior forward Malik Cooke chipped in 11 points and sophomore forward RJ Slawson added 10, while collecting a team-best nine rebounds.
- South Carolina earned a 75-50 victory over Western Carolina in the season opener on Nov. 11. Freshman forward Anthony Gill paced Carolina with 14 points, while sophomore guard Brenton Williams impressed, scoring 13 points on 5-of-8 shooting from the floor, while collecting five steals.
- South Carolina first-year players (Gill, Leonard, Williams, Geathers) accounted for 36 points vs. Western Carolina on Nov. 11. Gill paced the group with 14 points.
- Carolina's 12 3-point field goal attempts versus Western Carolina ranked as the second-fewest in the Darrin Horn era. The Gamecocks have attempted just 12 on six occasions, with the previous time in a 74-61 win over Delaware State on Dec. 1, 2010. Under Horn, the fewest attempts by Carolina in a game is 10, which has happened three times.
- South Carolina sophomore guard Eric Smith tallied a career high 18 points in just 18 minutes vs. Tennessee State on Nov. 20. The Mullins, S.C., native hit 6-of-10 from the floor, including a stellar 5-of-7 from 3-point range. Smith's previous career high was nine points.
- Senior forward Malik Cooke paced the Gamecocks with 18 points against Mississippi Valley State on Nov. 22, including a stellar 10-of-12 mark from the free throw line. Both his free throws made and attempted were career highs for the Charlotte, N.C., native.
- South Carolina rallied from an 11-point deficit with 6:36 to go against MVSU, out-scoring the Delta Devils 22-7 over the final minutes for the win. The Gamecocks converted on six MVSU turnovers for 12 points down the stretch, using solid half-court pressure to force the giveaways.
- Sophomore forward RJ Slawson had a career night against top-ranked North Carolina on Nov. 25, posting career highs with 13 points, 14 rebounds and four blocks. It was the most rebounds in a game for South Carolina since Sam Muldrow collected 14 vs. Vanderbilt on Jan. 8, 2011.
- South Carolina concluded play in the Continental Tire Las Vegas Invitational with a 63-60 loss to Southern California on Nov. 26. Sophomore forward Damontre Harris led the Gamecocks with a career high 15 points in the contest.
- Three Gamecocks registered season highs competing in Las Vegas. Slawson's career high 13 points vs. UNC, sophomore guard Brian Richardson's season high 12 points vs. Southern Cal, and sophomore forward Damontre Harris' career high 15 points against the Trojans.
- R-senior forward Malik Cooke tallied a game-high 21 points vs. Providence on Dec. 1, just one point shy of matching his career high.
- Sophomore guard Bruce Ellington posted the winning point on two clutch free throws with 13.0 seconds on the clock, and R-senior forward Malik Cooke sealed the win with a pair of free throws with 6.7 on the clock in a 58-55 victory at Clemson on Dec. 4. Sophomore guard Eric Smith also sank a crucial jumper with 25.9 on the clock to propel the Gamecocks to their first win at Clemson since the 2003 campaign.
- South Carolina earned its second-consecutive win with a 66-58 victory over Presbyterian on Dec. 13 at Colonial Life Arena. Sophomore guard Bruce Ellington led three Gamecocks in double figures with 15 points on the night. It marked his best all-around performance since his return to the court from the football field, as Ellington also dished three assists and collected one steal.
- South Carolina used 54.2 percent shooting in the opening half to hold a 33-29 lead over No. 2 Ohio State at halftime on Dec. 17 at Colonial Life Arena, however, the Buckeyes rallied around a 20-point second-half effort from Deshaun Thomas to rally for a 74-66 win over the Gamecocks.
- South Carolina senior forward Malik Cooke battled through an eye injury versus No. 2 Ohio State to match a then-season high with 21 points, including an impressive 9-of-10 effort from the charity stripe in the contest. Despite only playing 13 minutes in the second half due to lengthy breaks to tend to a cut above his eye, Cooke matched freshman forward Anthony Gill for a team-best 11 points in the set, including a 7-of-8 performance from the free throw line.

■ Senior forward Malik Cooke and freshman forward Anthony Gill led the Gamecocks with 14 points each in a 62-43 win over SE Louisiana on Dec. 21 in the final game before the break for the holiday. Cooke also posted team highs with three assists, two blocks and four steals.

■ SE Louisiana's 26 turnovers on Dec. 21 marked the second-most by a Gamecock opponent under the direction of Darrin Horn. The most opponent giveaways under Horn was 34 by NC Central on Dec. 16, 2008. It also marked a South Carolina opponent record for turnovers in a contest.

■ Paced by Bruce Ellington's season high 17 points and Damien Leonards 14 points in 16 minutes, South Carolina earned a 57-45 victory over intrastate rival Wofford on Dec. 28 at Colonial Life Arena in the first game following the break for the holiday. South Carolina hit a season high 11 3s in the contest, including five by Ellington and four from Leonard.

■ Sophomore forward Damontre Harris matched his career high with five blocks vs. Wofford. At the time, his season total of 26 blocks in 12 games (2.2 per game) matches his total from last season, which he posted in 29 games (0.9 per game).

■ Paced by Malik Cooke's double-double and career high 24 points, the Gamecocks earned a 72-66 victory versus intrastate foe USC Upstate on Saturday. South Carolina, without Bruce Ellington in the contest as he prepared for the Capital One Bowl in Orlando, surpassed the 70-point plateau for the first time since a 75-point performance vs. Western Carolina in the season opener.

■ Sophomore guard Brenton Williams, who has played sparingly since a left knee injury on Nov. 20 vs. Tennessee State, stepped into the lineup vs. USC Upstate, playing 20 minutes and scoring 11 points vs. the Spartans. The 20 minutes for Williams marked a season high.

■ South Carolina scored a season high 79 points vs. SC State on Jan. 3, with redshirt-senior Malik Cooke and sophomore Damontre Harris leading the way with 11 points each. Four other Gamecocks registered at least eight points in the win, including sophomore RJ Slawson with nine points and a team high nine rebounds.

■ South Carolina shot just 25% in the first half, which allowed Kentucky to hold a 34-18 lead at halftime, as the second-ranked Wildcats earned a 79-64 victory in the SEC opener for both schools at Rupp Arena on Jan. 7. Freshman guard Damien Leonard led Carolina in scoring for the first time in his career, posting 15 points, including 12 in the second half. UK's Terrence Jones led all scorers with 20 points, while Wildcat freshman forward Anthony Davis added 12 points, 10 rebounds and seven blocks.

■ Another poor shooting performance in the first half for the Gamecocks, as the squad hit just 19 percent from the floor, led to Vanderbilt holding a halftime lead that it would not relinquish in the second half, as Carolina fell to 0-2 in the SEC after a 67-57 loss to the Commodores on Tuesday. Sophomore guard Bruce Ellington tallied a season high 20 points, including 18 in the second half, to lead the Gamecocks.

■ Sophomore forward Damontre Harris collected the first double-double of his career with 11 points and 10 rebounds against Vanderbilt. Harris had two previous double-figure rebounding games in his career and three double-figure point games, but had never put up double-figures in the categories in the same game.

■ South Carolina suffered a 79-65 loss in Columbia to No. 19 Florida on Jan. 14. The Gators had six reach double-digit points in the contest, while the Gamecocks inside duo of Anthony Gill and Damontre Harris both struggled with foul trouble throughout the game. The teams hit a combined 21 3-point baskets in the contest, with UF guard Kenny Boynton and South Carolina point guard Bruce Ellington both hitting four from beyond the arc.

■ South Carolina suffered a 63-52 loss at Auburn on Jan. 21. The Gamecocks held a 28-24 lead at halftime, but poor shooting until the later part of the second half and 23 turnovers in the contest saw the Gamecocks drop the road contest. Auburn scored 28 points off of South Carolina turnovers. Sophomore forward Damontre Harris blocked a career high six shots in the game.

■ South Carolina earned its first SEC victory of the season when it snapped a four-game losing streak with a 56-54 victory over Alabama at Colonial Life Arena on Wednesday. Sophomore guard Bruce Ellington's layup with 1.3 seconds on the clock propelled the Gamecocks to victory. Fifth-year senior forward Malik Cooke paced the Gamecocks with 18 points, marking the eighth time this season he has led, or shared the team lead, in scoring this season. Sophomore forward Damontre Harris and Ellington both contributed 12 points each in the win.

■ Despite a game high 17 points from senior forward Malik Cooke, South Carolina suffered a 66-62 loss at Ole Miss last Saturday. The game was close throughout, as neither team led by more than seven points in the second half. Ole Miss' Terrance Henry hit a 3 with 17.5 on the clock which gave the Rebels the deciding four-point advantage. Sophomore forward Damontre Harris played just 16 minutes due to foul trouble.

■ South Carolina's 12 steals vs. Ole Miss marked a season high.

■ South Carolina was unable to overcome a first-half double-digit deficit in a 74-66 loss at No. 12/11 Florida on Thursday night in Gainesville. Sophomore forward Damontre Harris had an impressive night, matching a career high with six blocks, while adding 12 points and a team-best nine rebounds. Sophomore guard Bruce Ellington led Carolina with 15 points.

■ South Carolina suffered an 86-52 loss to No. 1/1 Kentucky last Saturday. It was the second contest between the two schools this SEC season. Freshman guard Damien Leonard led the Gamecocks with a season high 19 points, hitting seven shots, including four from 3-point range. Sophomore forward Damontre Harris, in foul trouble early with three in the first nine minutes, blocked four shots, while senior forward Malik Cooke tallied three. Freshman forward Anthony Davis paced the Wildcats with 22 points and eight blocks.

ELLINGTON SCHEDULE

Sophomore guard Bruce Ellington missed just the Dec. 31 men's hoops contest vs. USC Upstate, as he traveled following the Dec. 28 men's basketball contest vs. Wofford to join the Gamecock football team in Orlando for the Capital One Bowl. In the 30-13 South Carolina victory over Nebraska in the Jan. 2 bowl game, Ellington collected 73 yards on kick off returns, including a long of 45 yards. During the football season, Ellington posted 780 all purpose yards, including 106 rushing, 211 receiving and 463 yards on kick returns, and he scored two touchdowns. His first career TD came on a 61-yard rush in a Gamecock victory over Kentucky on Oct. 8.

HEAD COACH DARRIN HORN

Darrin Horn is in his fourth season in Columbia with a career record of 170-104, including a 59-56 mark at South Carolina. Darrin Horn-led teams are 79-56 all-time in league play. Horn led Carolina to a 10-6 record in SEC action during his first year in Columbia, a 6-10 mark in his second and one of the youngest teams in the nation to a 5-11 mark in 2011. Horn led Carolina to one of the most celebrated seasons of its 19-year participation in the SEC during the 2009 campaign, as the squad captured the 2009 SEC Eastern Division Co-Championship and won double-digit league games for the first time since the 1998 campaign. His 2010 squad earned upset wins over No. 1 Kentucky and No. 13/19 Vanderbilt.

COOKE PARTICIPATES IN DECEMBER GRADUATION

University of South Carolina redshirt-senior forward Malik Cooke took part in December graduation ceremonies on Dec. 12 at Colonial Life Arena, earning his degree in sociology. Cooke, a native of Charlotte, N.C., joins a list of student-athletes with academic success under head coach Darrin Horn, as every player who has completed his eligibility under Horn, both at South Carolina and Western Kentucky, has earned his degree.

HORN VS. RANKED OPPONENTS

■ Following South Carolina's loss to No. 1 Kentucky on Feb. 4, 2012, South Carolina head coach Darrin Horn holds a 7-23 overall record in his career against ranked opponents. Horn is 6-19 in games against ranked opponents at the helm of the Gamecock program. His victory over Drake and loss to UCLA both came during Western Kentucky's Sweet 16 run in the NCAA Tournament during the 2007-08 season.

Opponent	Date	Result
No. 1 Florida	Nov. 24, 2006	L, 68-101
No. 14 Gonzaga	Nov. 22, 2007	L, 71-74
No. 11 Tennessee	Dec. 15, 2007	L, 82-88
No. 14 Drake	March 21, 2008	W, 101-99
No. 3 UCLA	March 27, 2008	L, 78-88
No. 20 Clemson	Dec. 30, 2008	L, 87-98
No. 19 Baylor	Jan. 2, 2009	W, 85-84
No. 24 Tennessee	Jan. 17, 2009	L, 79-82
No. 24 Florida	Jan. 21, 2009	W, 70-69
No. 24 Kentucky	Jan. 31, 2009	W, 78-77
No. 18 Clemson	Dec. 6, 2009	L, 72-61
No. 22 Ole Miss	Jan. 20, 2010	L, 57-66
No. 1 Kentucky	Jan. 26, 2010	W, 68-62
No. 14 Tennessee	Feb. 6, 2010	L, 53-79
No. 20/18 Tennessee	Feb. 20, 2010	L, 55-63
No. 2 Kentucky	Feb. 25, 2010	L, 61-82
No. 13/19 Vanderbilt	March 6, 2010	W, 77-73
No. 2/2 Michigan State	Nov. 16, 2010	L, 73-82
No. 2/2 Ohio State	Dec. 18, 2010	L, 57-79
No. 22/24 Vanderbilt	Jan. 8, 2011	W, 83-75 (OT)
No. 12/12 Kentucky	Jan. 22, 2011	L, 58-67
No. 23/24 Vanderbilt	Feb. 5, 2011	L, 60-78
No. 17/19 Florida	Feb. 9, 2011	L, 60-79
No. 22/22 Kentucky	Feb. 19, 2011	L, 59-90
No. 1/1 North Carolina	Nov. 25, 2011	L, 62-87
No. 2/2 Ohio State	Dec. 17, 2011	L, 74-66
No. 2/2 Kentucky	Jan. 7, 2012	L, 79-64
No. 19/19 Florida	Jan. 14, 2012	L, 79-65
No. 12/11 Florida	Feb. 2, 2012	L, 74-66
No. 1/1 Kentucky	Feb. 4, 2012	L, 86-52
Totals		7-23

NON-CONFERENCE SCHEDULE

Contests against at least five teams that competed in the 2011 NCAA Tournament highlight the 2011-12 South Carolina men's basketball non-conference schedule. South Carolina will host 11 non-conference contests at Colonial Life Arena, including one exhibition, the first two rounds of the Las Vegas Invitational, Providence in the Big East/SEC Challenge and Big Ten powerhouse Ohio State. The Gamecocks will face at least six teams that compiled 18 or more wins last season, including North Carolina, Southern California or UNLV, Clemson, Ohio State and Wofford, which all advanced to the NCAA Tournament. South Carolina is slated to face five BCS schools during the coming non-conference portion of the schedule.

LAST SEASON VS. ARKANSAS

GAME 17 - SOUTH CAROLINA 81 - ARKANSAS 74 (OT) COLUMBIA, S.C. - JAN. 19, 2011

COLUMBIA, S.C. (AP) - Sam Muldrow scored five of his 20 points in overtime to lead South Carolina to an 81-74 victory over Arkansas on Wednesday night.

The Gamecocks (12-5, 3-1 Southeastern Conference) trailed by nine points midway through the second half and were still down 70-65 with 2:30 left before the comeback.

South Carolina's Ramon Galloway had a 3-pointer and Malik Cooke a pair of foul shots to tie the game in regulation and Bruce Ellington put the Gamecocks up for good with a foul shot to start the extra period.

Ahead 73-70, Muldrow iced the game with a 3-pointer from the left corner with 1:38 to go.

Arkansas (12-5, 2-2) couldn't get closer than five points the rest of the way. Marshawn Powell had a career high 21 points for the Razorbacks.

Muldrow, who hit a critical late 3-pointer in South Carolina's 72-69 win at Florida on Saturday, added eight rebounds and six blocks. Ramon Galloway had 21 points to lead the Gamecocks, who continued their surprising start in the SEC. They moved on top of the Eastern Division a quarter of the way through the league season.

For most of the second half, Arkansas didn't give South Carolina much hope for success. The Razorbacks attacked the basket on the way to a 56-47 lead. They made their first seven shots of the period and when Delvon Johnson made a close-in bucket with 10:43 left, the Razorbacks had their biggest lead of the night.

Arkansas was still in control at 70-65 after Julysses Nobles made two foul shots with 2:30 to go. But the Razorbacks didn't score again in regulation.

Galloway started South Carolina's comeback with a long 3-pointer, then Cooke hit his free throws with 1:34 left.

Nobles had Arkansas' last chance to move in front, but missed a shot in the lane that South Carolina point guard Bruce Ellington picked up.

Ellington and Cooke each missed shots in the final 2.3 seconds to lead to overtime.

Arkansas posted victories over league power Tennessee and Alabama. South Carolina knocked Vanderbilt from the rankings in its conference opener and backed that up last Saturday with a win at Florida's difficult O'Connell Center.

Where the Razorbacks have struggled, though, is away from home, where they're 1-4 outside of the Bud Walton Arena. That showed at South Carolina where Arkansas went 2 of 10 from the field and fell behind 16-10 in the game's first 9 minutes.

The Razorbacks' inside game kept them in it as the 6-foot-7 Powell and 6-9 Delvon Johnson combined to go 8 of 11 from the field for 22 points.

The Gamecocks, 9-1 at Colonial Life Arena this season, couldn't pull away in part because of foul trouble to leading scorer Ellington. The point guard played just 9 minutes after picking up his second foul and sat the rest of the half.

Galloway had 11 points to take up Ellington's scoring slack as South Carolina led 35-30 at the break. Arkansas' leading scorer Rontei Clarke was held to 5 points, almost nine fewer than his average.

2012 SEC TOURNAMENT

The 2012 SEC Tournament returns to New Orleans, La., next spring, marking the third time the city has hosted the event. It will be the first time the tournament will be held at the New Orleans Arena. The SEC Basketball Tournament semifinals and championship game will be televised nationally on ABC, while the first two rounds of the event will be televised on the SEC Network.

HAUGHTON SIGNS WITH GAMECOCKS

South Carolina head men's basketball coach Darrin Horn announced on Nov. 9 the signing of Tyrone Haughton to a National Letter of Intent to attend South Carolina and join the men's basketball squad beginning with the 2012-13 season. Below is his bio information:

Tyrone Haughton - 6-10 - 195 - Miami, Fla. - Dr. Michael M. Krop High School

Solid under the basket, physical presence defensively ... Excellent shot blocker and rebounder ... Rated the No. 24 center according to ESPN.com ... Averaged 11 points, 12 rebounds and six blocks per game as a junior for coach Shakey Rodriguez at Dr. Krop High School, a Florida high school basketball powerhouse ... Shot 62 percent from the field as a junior ... Named an All-Miami City honoree following 2010-11 campaign ... Chose South Carolina over UCONN, Alabama and Virginia Tech among others.

Official Basketball Box Score -- Game Totals -- Final Statistics

Arkansas vs South Carolina
01/19/11 8 p.m. at Columbia, S.C./Colonial Life Arena

Arkansas 74 • 12-5, 2-2

##	Player	Total			3-Ptr			Rebounds			PF	TP	A	TO	Blk	Stl	Min
		FG	FGA	FT	FTA	FG	FGA	FT	FTA	Off							
21	JOHNSON, Delvon	f	7-9	0-0	2-4	3	6	9	2	16	1	4	4	2	41		
33	POWELL, Marshawn	f	7-11	0-0	7-12	2	3	5	5	21	0	2	0	0	26		
15	CLARKE, Rotnei	g	1-7	1-5	2-2	0	6	6	1	5	2	2	0	0	37		
23	NOBLES, Julysses	g	3-5	0-0	6-7	0	6	6	5	12	4	2	0	2	23		
30	PETERSON, Jeff	g	1-5	1-1	0-0	0	2	2	0	3	3	3	0	1	29		
01	WADE, Mardracus	g	1-3	0-0	3-4	2	0	2	3	5	1	2	0	1	27		
03	SCOTT, Rickey	g	0-0	0-0	0-0	0	0	0	0	0	0	0	0	1	4		
05	BRYANT, Glenn	g	1-1	0-0	0-0	0	0	0	0	2	0	0	1	0	6		
12	BRITT, Marcus	g	0-2	0-2	2-2	0	2	2	4	2	2	1	0	1	15		
22	WAITHE, Marvell	g	3-6	1-2	1-3	0	2	2	5	8	0	1	0	0	15		
31	SANCHEZ, Michael	g	0-0	0-0	0-0	0	1	1	1	0	0	0	0	0	2		
	Team					1	0	1									
	Totals		24-49	3-10	23-34	8	28	36	26	74	13	17	5	8	225		

FG % 1st Half:	10-24	41.7%	2nd half:	12-19	63.2%	OT:	2-6	33.3%	Game:	24-49	49.0%	Deadball
3FG % 1st Half:	1-5	20.0%	2nd half:	2-4	50.0%	OT:	0-1	0.0%	Game:	3-10	30.0%	Rebounds
FT % 1st Half:	9-12	75.0%	2nd half:	14-20	70.0%	OT:	0-2	0.0%	Game:	23-34	67.6%	3

South Carolina 81 • 12-5, 3-1

##	Player	Total			3-Ptr			Rebounds			PF	TP	A	TO	Blk	Stl	Min
		FG	FGA	FT	FTA	FG	FGA	FT	FTA	Off							
24	HARRIS, Damontre	f	1-2	0-0	0-0	1	0	1	3	2	0	0	1	1	5		
30	JACKSON, Lakeem	f	4-10	0-1	2-3	4	3	7	3	10	2	3	0	0	38		
44	MULDROW, Sam	f	8-12	2-5	2-5	1	7	8	2	20	0	1	6	0	39		
02	RICHARDSON, Brian	g	0-3	0-2	0-0	0	1	1	4	0	0	2	0	0	11		
23	ELLINGTON, Bruce	g	3-11	0-3	7-11	1	1	2	4	13	4	5	0	1	30		
01	SPINELLA, Stephen	g	0-0	0-0	0-0	0	0	0	0	0	0	0	0	0	2		
05	SMITH, Eric	g	0-3	0-2	1-2	0	0	0	1	1	1	2	0	1	18		
12	GALLOWAY, Ramon	g	8-16	3-5	2-3	1	1	2	1	21	0	2	0	1	35		
15	COOKE, Malik	g	2-7	1-3	6-6	5	6	11	4	11	2	1	1	2	35		
33	SLAWSON, RJ	g	1-3	1-2	0-0	0	2	2	2	3	0	0	0	0	12		
	Team					6	1	7									
	Totals		27-67	7-23	20-30	19	22	41	24	81	9	16	8	6	225		

FG % 1st Half:	13-33	39.4%	2nd half:	11-30	36.7%	OT:	3-4	75.0%	Game:	27-67	40.3%	Deadball
3FG % 1st Half:	3-11	27.3%	2nd half:	3-11	27.3%	OT:	1-1	100.0%	Game:	7-23	30.4%	Rebounds
FT % 1st Half:	6-8	75.0%	2nd half:	10-16	62.5%	OT:	4-6	66.7%	Game:	20-30	66.7%	4,2

Officials: Tom Eades, Antinio Petty, Bert Smith
Technical fouls: Arkansas-None. South Carolina-None.
Attendance: 11005

Score by periods	1st	2nd	OT	Total
Arkansas	30	40	4	74
South Carolina	35	35	11	81

Points	In	Off	2nd	Fast	Bench
AR	40	14	9	6	17
SC	32	17	16	6	36

Last FG - AR OT-00:48, SC OT-01:01.
Largest lead - AR by 9 2nd-10:43, SC by 8 1st-05:47.

Score tied - 3 times.
Lead changed - 11 times.

TV/RADIO SPOT CHART




#1 BRENTON WILLIAMS
So. - G - 5-11 - 172
Kissimmee, Fla.
Santa Fe College



#2 BRIAN RICHARDSON
So. - G - 6-4 - 171
Wilson, N.C.
Greenfield School




#5 ERIC SMITH
So. - G - 5-11 - 210
Mullins, S.C.
Christ School



#13 ANTHONY GILL
Fr. - F - 6-8 - 235
Charlotte, N.C.
Charlotte Christian



#15 MALIK COOKE
R-Sr. - F - 6-6 - 215
Charlotte, N.C.
Nevada




#23 BRUCE ELLINGTON
So. - G - 5-9 - 197
Moncks Corner, S.C.
Berkeley



#24 DAMONTRE HARRIS
So. - F - 6-9 - 226
Fayetteville, N.C.
Trinity Christian




#30 LAKEEM JACKSON
Jr. - F - 6-5 - 238
Charlotte, N.C.
Christ School



#32 DAMIEN LEONARD
Fr. - G - 6-4 - 192
Greenville, S.C.
J.L. Mann



#33 RJ SLAWSON
So. - F - 6-8 - 207
Charleston, S.C.
Fort Dorchester



#45 CARLTON GEATHERS
R-Fr. - F - 6-10 - 250
Georgetown, S.C.
Carvers Bay



DARRIN HORN
Head Coach



NEILL BERRY
Assistant Coach



MIKE BOYNTON JR.
Assistant Coach



CYPHEUS BUNTON
Assistant Coach



JUSTIN PHELPS
Director of Operations

GAMECOCKS RECORD WHEN ...

At home	8-6
On the road	1-6
At neutral sites	0-2
In overtime	0-0
vs. Top 25 team	0-6
vs. Top 10 team	0-4
vs. Top 3 team	0-4
Leading at half	6-3
Trailing at half	3-11
Tied at half	0-0
Shooting 50% or better	3-1
Shooting between 39-49%	4-8
Shooting less than 39%	2-5
Opp. shooting 50% or better	0-7
Opp. shooting between 39-49%	4-7
Opp. shooting less than 39%	5-0
Shooting better than opp.	6-2
Shooting worse then/equal to opp.	3-12
Starters out-score opp. starters	5-0
Opp. starters score/equal more	4-14
Bench out-scores opp. bench	6-9
Opp. bench scores/equals more	3-5
Having more FTs than opp.	5-1
Having equal/less FTs than opp.	4-13
Have more TOs than opp.	1-7
Having equal/less TOs than opp.	8-7
Having more rebounds than opp.	5-7
Having equal/less rebounds than opp.	4-7
Making 6 or more 3FGs	4-12
Having 15 or more assists	1-1
Having less than 15 assists	8-13
Score more points in paint than opp.	7-4
Scoring equal/less points in paint than opp.	2-11
Scoring more points off TOs than opp.	7-6
Scoring equal/less points off TOs than opp.	2-9
Scoring more 2nd-chance points than opp.	5-7
Scoring equal/less 2nd-chance points than opp.	4-7
Scoring more fast break points than opp.	3-5
Scoring equal/less fast break points than opp.	6-9
Wearing white uniforms	8-4
Wearing Garnet uniforms	0-4
Wearing Black uniforms	1-3
Wearing Gray Uniforms	0-3
Playing on live TV	8-14
Playing in November	2-4
Playing in December	4-2
Playing in January	2-5
Playing in February	0-3
Playing in March	0-0
Playing a day-game	2-4
Playing a night-game	6-10
Playing on Sunday	1-1
Playing on a Monday	0-0
Playing on a Tuesday	3-2
Playing on a Wednesday	3-1
Playing on a Thursday	0-2
Playing on a Friday	1-1
Playing on a Saturday	1-7
Scoring margin is 5 points or less	3-4
Margin is between 6-10	1-4
Margin is between 11-20	2-4
Margin is more than 20	2-2
Scoring 59 points or less	3-5
Scoring 60-69 points	3-9
Scoring 70-79 points	3-0
Scoring 80-89 points	0-0
Scoring 90-99 points	0-0
Scoring 100+ points	0-0

MISCELLANEOUS

Current streak	L4
Home court streak	L1
Away streak	L5
Neutral court streak	L2

2011-12 SUPERLATIVES

(tied for team lead also included)

Scoring Leaders	'11-12	Career
Anthony Gill	5	5
Malik Cooke	9	15*
Eric Smith	1	1
RJ Slawson	1	1
Damontre Harris	3	3
Bruce Ellington	7	17
Damien Leonard	2	2

Rebounding Leaders	'11-12	Career
Lakeem Jackson	1	16
Damontre Harris	9	9
Anthony Gill	7	7
RJ Slawson	4	5
Malik Cooke	4	14*

Assists Leaders	'11-12	Career
Lakeem Jackson	6	23
Eric Smith	2	6
Damien Leonard	1	1
Anthony Gill	2	2
Malik Cooke	6	6*
Bruce Ellington	9	27
RJ Slawson	1	1

Blocks Leaders	'11-12	Career
Damontre Harris	15	21
Anthony Gill	3	3
Malik Cooke	4	8*
Carlton Geathers	5	5
RJ Slawson	2	3
Bruce Ellington	1	1
Lakeem Jackson	1	3

Steals Leaders	'11-12	Career
Brenton Williams	2	2
Damontre Harris	5	9
Lakeem Jackson	3	15
Damien Leonard	2	2
Malik Cooke	13	26*
Anthony Gill	2	2
Brian Richardson	1	7
RJ Slawson	1	2
Bruce Ellington	2	11

Double-Figure Scoring	'11-12	Career
Anthony Gill	10	10
Malik Cooke	15	30*
Brenton Williams	4	4
Lakeem Jackson	1	18
Eric Smith	2	2
Damien Leonard	6	6
RJ Slawson	2	3
Damontre Harris	7	8
Bruce Ellington	7	24

20+ points	'11-12	Career
Malik Cooke	3	4*
Bruce Ellington	1	8

30+ points	'11-12	Career
-	-	-

Double-Figure Rebounding	'11-12	Career
Lakeem Jackson	1	6
Damontre Harris	2	3
RJ Slawson	1	1
Malik Cooke	1	5

5+ assists	'11-12	Career
Lakeem Jackson	1	6
Bruce Ellington	2	8

3+ steals	'11-12	Career
Brenton Williams	2	2
Lakeem Jackson	1	6
Malik Cooke	6	11*
RJ Slawson	1	1
Anthony Gill	1	1
Damontre Harris	1	1

2+ blocks	'11-12	Career
Damontre Harris	12	19
Malik Cooke	6	6*
Carlton Geathers	2	2
RJ Slawson	2	2
Anthony Gill	1	1
Lakeem Jackson	1	4

Double-Doubles	'11-12	Career
RJ Slawson	1	1
Malik Cooke	1	2*
Damontre Harris	1	1

Clutch Free Throws (under 5 min/OT)	'11-12	Career
Anthony Gill	14-19	.750
RJ Slawson	2-4	.500
Malik Cooke	25-32	.781
Damien Leonard	4-4	1.000
Damontre Harris	1-1	1.000
Brenton Williams	3-4	1.000
Bruce Ellington	5-7	.714
Shane Phillips	1-2	.500
Carlton Geathers	2-2	1.000
Totals	57-75	.760

* indicates at South Carolina

Miscellaneous		
Largest Halftime Lead		
SC	22, SC State	
Opp	27, Kentucky (Feb. 4)	
Smallest Halftime Lead		
SC	1, vs. Florida (Jan. 14)	
Opp	2, Alabama	
Fewest Points In First Half		
SC	12, vs. Vanderbilt	
Opp	16, SE Louisiana	
Most Points In First Half		
SC	45, SC State	
Opp	52, Kentucky (Feb. 4)	
Most Points In Second Half		
SC	47, vs. Presbyterian	
Opp	45, Ohio State, Kentucky (Feb. 4), Vandy	
Fewest Points In Second Half		
SC	24, at Auburn	
Opp	24, Elon, vs. Florida (Jan. 14)	
Largest Margin of Victory		
SC	28, vs. SC State	
Opp	34, Kentucky (Feb. 4)	
Smallest Margin of Victory		
SC	2, Alabama	
Opp	1, Tennessee State	

2011-12 GAME BY GAME COMPARISON

	Date	Result	FG-A	Pct	3FG-A	Pct	FT-A	Pct	O-D-Total	PF	Pts	A	TO	Blk	Stl	Min	Half
Western Carolina			17-47	.362	6-18	.333	10-16	.625	13-16-29	17	50	10	19	4	8	200	25
South Carolina	Nov. 11	W, 75-50	30-59	.508	5-12	.417	10-17	.588	18-19-37	14	75	14	12	5	11	200	35
Elon			16-40	.400	6-16	.375	20-28	.714	8-30-38	18	58	9	14	3	1	200	34
South Carolina	Nov. 15	L, 58-53	20-64	.313	3-27	.111	10-17	.588	18-22-40	24	53	6	7	2	9	200	23
Tennessee State			21-47	.447	10-22	.455	12-21	.571	6-22-28	23	64	15	13	1	9	200	33
South Carolina	Nov. 20	L, 64-63	22-55	.400	7-26	.269	12-20	.600	12-21-33	21	63	13	16	7	5	200	19
Miss Valley State			20-49	.408	7-17	.412	10-16	.625	7-23-30	24	57	12	14	5	8	200	26
South Carolina	Nov. 22	W, 61-57	19-48	.396	6-18	.333	17-25	.680	12-24-36	17	61	9	13	7	7	200	30
North Carolina			31-67	.463	8-16	.500	17-30	.567	15-20-35	15	87	22	10	3	11	200	45
South Carolina	Nov. 25	L, 87-62	23-55	.418	9-23	.391	7-12	.583	14-29-43	25	62	12	25	7	5	200	30
Southern California			24-48	.500	7-11	.636	8-12	.667	14-14-28	13	63	7	10	1	6	200	30
South Carolina	Nov. 26	L, 63-60	22-42	.524	8-17	.471	8-8	1.000	6-12-18	16	60	10	13	4	4	200	26
Providence			24-50	.480	6-11	.545	22-27	.815	7-27-34	10	76	16	15	10	4	200	34
South Carolina	Dec. 1	L, 76-67	26-72	.361	6-30	.200	9-10	.900	20-20-40	19	67	9	13	7	9	200	27
Clemson			19-50	.380	5-18	.278	12-16	.750	11-22-33	15	55	13	11	1	3	200	35
South Carolina	Dec. 4	W, 58-55	21-50	.420	5-15	.333	11-17	.647	10-23-33	16	58	8	8	5	6	200	28
Presbyterian			21-45	.467	7-18	.389	9-13	.692	7-17-24	13	58	13	18	2	3	200	25
South Carolina	Dec. 13	W, 66-58	26-56	.464	5-11	.455	9-11	.818	12-21-33	15	66	14	13	7	7	200	19
Ohio State			27-54	.500	5-16	.313	15-20	.750	15-19-34	19	74	16	12	3	7	200	29
South Carolina	Dec. 17	L, 74-66	23-48	.479	6-15	.400	14-18	.778	7-12-19	18	66	9	15	4	3	200	33
SE Louisiana			15-43	.349	6-22	.273	7-13	.538	15-20-35	17	43	9	26	5	3	200	16
South Carolina	Dec. 21	W, 62-43	20-55	.364	6-18	.333	16-24	.667	17-17-34	18	62	9	10	4	11	200	25
Wofford			18-50	.360	5-19	.263	4-10	.400	14-20-34	13	45	10	15	1	4	200	21
South Carolina	Dec. 28	W, 57-45	20-45	.444	11-20	.550	6-10	.600	6-20-26	9	57	14	13	7	6	200	29
USC Upstate			25-63	.397	8-20	.400	8-15	.533	16-15-31	24	66	12	8	2	10	200	31
South Carolina	Dec. 31	W, 72-66	23-45	.511	4-11	.364	22-32	.688	11-26-37	18	72	9	14	6	4	200	40
SC State			18-52	.346	3-15	.200	12-23	.522	15-19-34	13	51	11	17	5	5	200	23
South Carolina	Jan. 3	W, 79-51	28-56	.500	11-23	.478	12-16	.750	10-26-36	20	79	17	13	6	11	200	45
Kentucky			29-49	.592	5-11	.455	16-22	.727	7-23-30	11	79	13	15	8	4	200	34
South Carolina	Jan. 7	L, 79-64	25-64	.391	6-22	.273	8-10	.800	16-16-32	18	64	10	12	3	8	200	18
Vanderbilt			23-40	.575	13-22	.591	8-8	1.000	7-20-27	15	67	19	18	2	4	200	22
South Carolina	Jan. 10	L, 67-57	22-53	.415	4-13	.308	9-11	.818	12-9-21	11	57	4	9	2	9	200	12
Florida			25-47	.532	12-24	.500	17-21	.810	7-18-25	17	79	19	10	3	4	200	40
South Carolina	Jan. 14	L, 79-65	23-55	.418	9-24	.375	10-14	.714	14-16-30	22	65	7	12	1	4	200	41
Auburn			22-50	.440	7-18	.389	12-18	.667	12-16-28	13	63	14	14	6	7	200	24
South Carolina	Jan. 21	L, 63-52	20-49	.408	6-18	.333	6-8	.750	12-17-29	15	52	8	23	7	10	200	28
Alabama			21-49	.429	4-18	.222	8-12	.667	11-28-39	14	54	11	15	6	4	200	29
South Carolina	Jan. 25	W, 56-54	22-68	.324	5-31	.161	7-9	.778	19-18-37	10	56	8	9	4	6	200	27
Ole Miss			24-49	.490	5-13	.385	13-24	.542	14-24-38	12	66	15	18	6	11	200	31
South Carolina	Jan. 28	L, 66-62	24-60	.400	8-21	.381	6-7	.857	12-16-28	17	62	15	13	2	12	200	28
Florida			22-59	.373	7-28	.250	23-32	.719	20-22-42	11	74	12	13	3	6	200	37
South Carolina	Feb. 2	L, 74-66	25-56	.446	6-21	.286	10-14	.714	10-20-30	28	66	8	15	7	4	200	28
Kentucky			32-62	.516	6-14	.429	16-21	.762	15-26-41	13	86	17	3	10	6	200	52
South Carolina	Feb. 4	L, 86-52	18-59	.305	9-20	.450	7-15	.467	13-17-30	16	52	10	8	9	0	200	25
Tennessee			19-38	.500	10-20	.500	21-26	.808	9-25-34	18	69	14	14	4	4	200	35
South Carolina	Feb. 8	L, 69-57	19-56	.339	7-16	.438	12-19	.632	16-14-30	21	57	12	7	2	4	200	27

2011-12 RESULTS: OVERALL, 9-14; HOME, 8-6; AWAY, 1-6; NEUTRAL, 0-2; SEC, 1-8

Date	Opponent	W/L	Score	Record	Points	Rebounds	Assists	Steals	Attendance
Nov. 11	Western Carolina	W	75-50	1-0	Gill (14)	Jackson (10)	Jackson (10)	Williams (5)	9,330 (paid)
Nov. 15	at Elon	L	58-53	1-1	Gill/Cooke (9)	Harris (10)	Leonard/Smith (2)	Harris/Jackson/Leonard (2)	1,589
Nov. 20	Tennessee State	L	64-63	1-2	Smith (18)	Harris (7)	Gill/Jackson (3)	Cooke/Leonard (2)	9,045 (paid)
Nov. 22	Miss Valley State	W	61-57	2-2	Cooke (18)	Gill (8)	Cooke (3)	Cooke (3)	6,723 (paid)
Nov. 25	vs. #1 North Carolina	L	87-62	2-3	Leonard (15)	Slawson (14)	Cooke (4)	Cooke (2)	5,567
Nov. 26	vs. Southern California	L	63-60	2-4	Harris (15)	Harris (6)	Jackson (4)	Gill (2)	1,798
Dec. 1	Providence	L	76-67	2-5	Cooke (21)	Slawson (8)	Cooke (3)	Cooke (4)	7,476 (paid)
Dec. 4	at Clemson	W	58-55	3-5	Gill/Harris (10)	Cooke (8)	Smith (3)	Cooke (4)	7,238
Dec. 13	Presbyterian	W	66-58	4-5	Ellington (15)	Gill (8)	Jackson/Ellington (3)	3 with 2	7,003 (paid)
Dec. 17	#2 Ohio State	L	74-66	4-6	Cooke (21)	Gill (4)	Cooke (3)	Cooke (2)	13,654 (paid)
Dec. 21	SE Louisiana	W	62-43	5-6	Cooke/Gill (14)	Harris (7)	Cooke (3)	Cooke (4)	7,972 (paid)
Dec. 28	Wofford	W	57-45	6-6	Ellington (17)	Gill (8)	Jackson (4)	Cooke/Harris (2)	8,152 (paid)
Dec. 31	USC Upstate	W	72-66	7-6	Cooke (24)	Cooke (10)	Cooke (3)	Harris (2)	6,876 (paid)
Jan.3	SC State	W	79-51	8-6	Cooke/Harris (11)	Slawson (9)	Jackson/Slawson (3)	Slawson (3)	6,557 (paid)
Jan. 7	at #2 Kentucky	L	79-64	8-7	Leonard (15)	Gill (7)	Ellington (4)	Gill (3)	24,219
Jan. 10	Vanderbilt	L	67-57	8-8	Ellington (20)	Harris (10)	Ellington (3)	Cooke (3)	8,353 (paid)
Jan. 14	#19 Florida	L	79-65	8-9	Ellington (17)	Cooke (7)	Ellington (3)	Cooke (2)	11,308 (paid)
Jan. 21	at Auburn	L	63-52	8-10	Gill/Ellington (9)	Harris (7)	Ellington (4)	Harris/Ellington/Jackson (2)	8,329
Jan. 25	Alabama	W	56-54	9-10	Cooke (18)	Slawson/Gill (9)	Gill (3)	Cooke (2)	7,807 (paid)
Jan. 28	at Ole Miss	L	66-62	9-11	Cooke (17)	Cooke (7)	Ellington (5)	Cooke/Williams (3)	7,396
Feb. 2	at # 12/11 Florida	L	74-66	9-12	Ellington (15)	Harris (9)	Ellington (3)	Harris (3)	10,003
Feb. 4	vs. #1 Kentucky	L	86-52	9-13	Leonard (19)	Harris (6)	Ellington (3)	-	16,527 (paid)
Feb. 8	at Tennessee	L	69-57	9-14	Ellington (12)	Harris/Slawson (5)	Ellington (6)	Ellington (2)	14,784

2011-12 STARTING LINEUPS

Guard	Guard	Forward	Forward	Forward	2011-12	Games
Jackson	Leonard	Gill	Harris	Cooke	1-2	3
Smith	Leonard	Gill	Harris	Cooke	1-3	4
Smith	Jackson	Gill	Harris	Cooke	6-3	9
Ellington	Richardson	Gill	Harris	Cooke	0-2	2
Ellington	Leonard	Gill	Harris	Cooke	1-3	4
Ellington	Leonard	Slawson	Harris	Cooke	0-1	1



DARRIN HORN FILE

Born December 24, 1972, in Glasgow, Ky.
High School Bates Creek, Lexington, Ky., 1991
College Western Kentucky University, 1995
College Athletics Four-year letterman, All-Sun Belt Conference, Academic All-America
Wife Carla (Walker)
Children Caroline and Walker

COACHING EXPERIENCE

- Western Kentucky, assistant coach, 1995-97
- Morehead State, assistant coach, 1997-99
- Marquette, assistant coach, 1999-03
- Western Kentucky, head coach, 2003-08
- **South Carolina, head coach, 2008-present**

HEAD COACHING CAREER

WESTERN KENTUCKY (2003-2008)

2003-04	15-13	SBC Tournament 2nd Round
2004-05	22-9	NIT 2nd Round
2005-06	23-8	NIT 1st Round
2006-07	22-11	SBC Tournament 1st Round
2007-08	29-7	NCAA Tournament Sweet 16
5 years	111-48 (.698)	

SOUTH CAROLINA (2008-PRESENT)

2008-09	21-10	NIT 1st Round
2009-10	15-16	-
2010-11	14-16	-
2011-12	9-14	
4 years	59-56 (.513)	
Career Total	170-104 (.620)	

2008-09 (SOUTH CAROLINA)

Record: 21-10
Home: 16-3; Away: 5-6; Neutral: 0-1
SEC: 1-1st East
Record: 10-6 (Home: 7-1; Away: 3-5)



11/14	Jacksonville State	W, 89-76
11/16	Winthrop	W, 86-63
11/22	USC Upstate	W, 75-53
11/25	Gardner-Webb	W, 85-70
11/28	at C.of Charleston	L, 80-82 (ot)
12/2	at Princeton	W, 84-58
12/5	Furman	W, 72-48
12/16	NC Central	W, 90-43
12/20	The Citadel	W, 80-66
12/23	Presbyterian	W, 75-56
12/30	Clemson	L, 87-98
1/2	at Baylor	W, 85-84
1/5	Wofford	W, 78-61
1/10	Auburn*	W, 68-56
1/14	at LSU*	L, 68-85
1/17	at Tennessee*	L, 79-82
1/21	Florida*	W, 70-69
1/24	Mississippi*	W, 82-71
1/28	Vanderbilt*	W, 86-76
1/31	at Kentucky*	W, 78-77
2/3	at Florida*	L, 93-97
2/7	Georgia*	W, 79-68
2/14	at Alabama*	W, 75-73
2/18	at Mississippi State*	L, 70-75
2/21	Arkansas*	W, 82-78 (ot)
2/25	Kentucky*	W, 77-59
2/28	at Vanderbilt*	L, 83-96
3/5	Tennessee*	L, 70-86
3/7	at Georgia*	W, 68-51
3/13	(1) vs. Mississippi State	L, 68-82
3/17	(2) Davidson	L, 63-70

* SEC Conference game
 (1) SEC Tournament, Tampa, Fla. - (2) NIT, Columbia, S.C.

2009-10 (SOUTH CAROLINA)

Record: 15-16
Home: 11-5; Away: 2-9; Neutral: 2-2
SEC: 5th East
Record: 6-10 (Home: 4-4; Away: 2-6)



11/13	Alabama A&M	W, 88-50
11/16	Georgia Southern	W, 90-66
11/19	(1) vs. La Salle	W, 78-68
11/20	(1) vs. USF	W, 69-66
11/22	(1) vs. Miami (Fla.)	L, 70-85
11/27	Jacksonville	W, 97-93
12/2	Western Kentucky	W, 74-56
12/6	at Clemson	L, 61-72
12/16	Richmond	W, 76-58
12/19	at Wofford	L, 61-68
12/21	Furman	W, 81-57
12/30	at Boston College	L, 76-85
1/2	Baylor	L, 74-85
1/5	Longwood	W, 88-58
1/9	at Auburn*	W, 80-71
1/13	LSU*	W, 67-58
1/16	Vanderbilt*	L, 79-89
1/20	at Ole Miss*	L, 57-66
1/23	at Florida*	L, 56-58
1/26	Kentucky*	W, 68-62
1/30	Georgia*	W, 78-77
2/6	at Tennessee*	L, 53-79
2/10	Florida*	W, 77-71
2/13	at Georgia*	L, 61-66
2/17	at Arkansas*	L, 79-92
2/20	Tennessee*	L, 55-63
2/25	at Kentucky*	L, 61-82
2/27	Mississippi State*	L, 63-76

3/3	Alabama*	L, 70-79
3/6	at Vanderbilt*	W, 77-73
3/11	(2) Alabama	L, 63-68

* SEC Conference game
 (1) Charleston Classic, Charleston, S.C. -
 (2) SEC Tournament, Nashville, Tenn.

2010-11 (SOUTH CAROLINA)

Record: 14-16
Home: 11-6; Away: 3-5; Neutral: 0-1
SEC: 6th East
Record: 5-11 (Home: 3-5; Away: 2-6)



11/12	Elon	W, 94-79
11/16	at Michigan State	L, 73-82
11/19	Radford	W, 85-56
11/23	USC Upstate	W, 57-41
11/27	at WKU	W, 87-85
12/1	Delaware State	W, 74-61
12/5	Clemson	W, 64-60
12/11	Wofford	W, 64-53
12/18	at Ohio State	L, 57-79
12/22	at Furman	L, 75-91
12/29	Jacksonville State	W, 56-49
1/1	Boston College	L, 70-85
1/4	SC State	W, 91-56
1/8	Vanderbilt*	W, 83-75
1/12	at Alabama*	L, 47-57
1/15	at Florida*	W, 72-69
1/19	Arkansas*	W, 81-74
1/22	Kentucky*	L, 58-67
1/29	Auburn*	L, 64-79
2/2	at LSU*	W, 64-56
2/5	at Vanderbilt*	L, 60-78
2/9	Florida*	L, 60-79
2/12	Georgia*	L, 56-60
2/16	at Tennessee*	L, 67-73
2/19	at Kentucky*	L, 59-90
2/22	Ole Miss*	W, 79-73
2/26	at Georgia*	L, 48-64
3/3	Tennessee*	L, 69-73
3/5	at Mississippi State*	L, 58-60
3/10	(1) vs. Ole Miss	L, 55-66

* SEC Conference game
 (1) SEC Tournament, Atlanta, Ga.

2011-12 (SOUTH CAROLINA)

Record: 9-14
Home: 8-6; Away: 1-6; Neutral: 0-2
SEC: -
Record: 1-8



11/11	Western Carolina	W, 75-50
11/15	at Elon	L, 53-58
11/20	Tennessee State	L, 63-64
11/22	Miss Valley State	W, 61-57
11/25	vs. North Carolina	L, 62-87
11/26	vs. Southern California	L, 60-63
12/1	Providence	L, 67-76
12/4	at Clemson	W, 58-55
12/13	Presbyterian	W, 66-58
12/17	Ohio State	L, 66-74
12/21	SE Louisiana	W, 62-43
12/28	Wofford	W, 57-45
12/31	USC Upstate	W, 72-66
1/3	SC State	W, 79-51
1/7	at Kentucky	L, 64-79
1/10	Vanderbilt	L, 67-57
1/14	Florida	L, 65-79
1/21	at Auburn	L, 52-63
1/25	Alabama	W, 56-54
1/28	at Ole Miss	L, 62-66
2/2	at Florida	L, 74-66
2/4	Kentucky	L, 52-86
2.8	at Tennessee	L, 57-69

SOUTH CAROLINA SUPERLATIVES UNDER HORN

Most Field Goals Made

1. 36, at Florida, Feb. 3, 2009
2. 35, vs. Elon, Nov. 12, 2010
35, vs. Jacksonville, Nov. 27, 2009
4. 34, at Vanderbilt, Feb. 28, 2009
34, at Baylor, Jan. 2, 2009
34, vs. Jacksonville State, Nov. 14, 2008

Most Field Goals Attempted

1. 83, at WKU, Nov. 27, 2010
83, vs. Baylor, Jan. 2, 2010
3. 81, at Vanderbilt, Feb. 28, 2009
4. 76, vs. Miami (Fla.), Nov. 22, 2009
76, vs. Mississippi State, March 13, 2009
76, at Kentucky, Jan. 31, 2009

Highest Field Goal Percent

1. 58.1% (32-55), vs. Presbyterian, Dec. 23, 2008
2. 57.3% (35-61), vs. Jacksonville, Nov. 27, 2009
3. 54.2% (32-59), at Princeton, Dec. 2, 2008
4. 53.9% (34-63), at Baylor, Jan. 2, 2009
5. 53.2% (33-62), vs. SC State, Jan. 4, 2011

Most 3-Point Field Goals Made

1. 12, at Furman, Dec. 22, 2010
2. 11, vs. SC State, Jan. 3, 2012
11, vs. Wofford, Dec. 28, 2011
11, vs. Radford, Nov. 19, 2010
11, at Michigan State, Nov. 16, 2010
11, at Arkansas, Feb. 17, 2010
11, vs. LSU, Jan. 13, 2010
11, at Auburn, Jan. 9, 2010
11, vs. Miami (Fla.), Nov. 22, 2009
11, at Florida, Feb. 3, 2009

Most 3-Point Field Goals Attempted

1. 35, at Vanderbilt, Feb. 28, 2009
2. 34, vs. Miami (Fla.), Nov. 22, 2009
3. 33, vs. Auburn, Jan. 29, 2011
4. 32, at Tennessee, Feb. 16, 2011
32, at Georgia, Feb. 13, 2010
32, vs. LSU, Jan. 13, 2010

Highest 3-Point Field Goal Percentage (min. 10 attempts)

1. 66.7% (8-12), at College of Charleston, Nov. 28, 2008
2. 57.1% (8-14), at Baylor, Jan. 2, 2009
3. 56.3% (9-16), vs. Elon, Nov. 12, 2010
56.3% (9-16), at Georgia, March 7, 2009
5. 55.0% (11-20), vs. Wofford, Dec. 28, 2011

Most Free Throws Made

1. 32, vs. Vanderbilt, Jan. 28, 2009
2. 28, vs. Georgia Southern, Nov. 16, 2009
28, vs. The Citadel, Dec. 20, 2008
4. 23, vs. Alabama A&M, Nov. 13, 2009
23, vs. Furman, Dec. 5, 2008

Most Free Throws Attempted

1. 49, vs. Vanderbilt, Jan. 28, 2009
2. 44, vs. Georgia Southern, Nov. 16, 2009
3. 34, vs. Furman, Dec. 5, 2008
4. 33, vs. The Citadel, Dec. 20, 2008
5. 32, vs. USC Upstate, Dec. 31, 2011
32, vs. Alabama A&M, Nov. 13, 2009

Highest Free Throw Percentage (min. 10 attempts)

1. 92.3% (12-13), vs. Tennessee, March 3, 2011
2. 90.9% (20-22), vs. Ole Miss, Feb. 22, 2011
3. 84.8% (28-33), vs. The Citadel, Dec. 20, 2008
4. 82.4% (14-17), at LSU, Feb. 2, 2011
5. 80.0% (12-15), vs. Richmond, Dec. 16, 2009

Most Offensive Rebounds

1. 23, vs. Winthrop, Nov. 16, 2008
2. 22, vs. Baylor, Jan. 2, 2010
3. 21, vs. USC Upstate, Nov. 23, 2010
21, vs. Radford, Nov. 19, 2010
21, at Michigan State, Nov. 16, 2010
21, vs. Richmond, Dec. 16, 2009

Most Defensive Rebounds

1. 36, at WKU, Nov. 27, 2010
2. 34, vs. USC Upstate, Nov. 23, 2010
3. 33, vs. Gardner-Webb, Nov. 25, 2008
4. 31, vs. Georgia Southern, Nov. 16, 2009
31, at Georgia, March 7, 2009

Most Total Rebounds

1. 55, vs. USC Upstate, Nov. 23, 2010
2. 53, at WKU, Nov. 27, 2010
3. 52, vs. Gardner-Webb, Nov. 25, 2008
4. 51, vs. Radford, Nov. 19, 2010
5. 48, vs. Vanderbilt, Jan. 8, 2011
48, vs. Winthrop, Nov. 16, 2008

Most Personal Fouls

1. 30, at Arkansas, Feb. 17, 2010
30, at Florida, Feb. 3, 2009
3. 27, vs. Davidson, March 17, 2009
4. 26, vs. Auburn, Jan. 29, 2011
26, at Vanderbilt, Feb. 28, 2009
26, at LSU, Jan. 14, 2009

Most Points

1. 97, vs. Jacksonville, Nov. 27, 2009
2. 94, vs. Elon, Nov. 12, 2010
3. 93, at Florida, Feb. 3, 2009
4. 91, vs. SC State, Jan. 4, 2011
5. 90, vs. Georgia Southern, Nov. 16, 2009
90, vs. NC Central, Dec. 16, 2008

Fewest Points

1. 47, at Alabama, Jan. 12, 2011
2. 48, at Georgia, Feb. 26, 2011
3. 52, vs. Kentucky, Feb. 4, 2012
52, at Auburn, Jan. 21, 2012
5. 53, at Elon, Nov. 15, 2011
53, at Tennessee, Feb. 6, 2010
7. 55, vs. Tennessee, Feb. 20, 2010
55, vs. Ole Miss, March 10, 2011

Most Assists

1. 23, vs. Elon, Nov. 12, 2010
2. 20, vs. NC Central, Dec. 16, 2008
3. 18, vs. Georgia Southern, Nov. 16, 2009
4. 17, vs. SC State, Jan. 3, 2012
17, vs. SC State, Jan. 4, 2011
17, vs. Georgia, Feb. 7, 2009
17, vs. Jacksonville State, Nov. 14, 2008

Fewest Turnovers

1. 5, vs. Mississippi State, March 13, 2009
2. 6, vs. Florida, Feb. 10, 2010
6, vs. Baylor, Jan. 2, 2010
6, vs. Wofford, Jan. 5, 2009
5. 7, at Tennessee, Feb. 8, 2012
7, vs. Tennessee State, Nov. 20, 2011
7, at Elon, Nov. 15, 2011
7, vs. Florida, Feb. 23, 2010
7, at Georgia, Feb. 13, 2010
7, vs. Boston College, Jan. 1, 2010

Most Blocks

1. 16, vs. Kentucky, Feb. 25, 2009
2. 15, vs. SC State, Jan. 4, 2011
3. 12, vs. Vanderbilt, Jan. 8, 2011
12, vs. Georgia Southern, Nov. 16, 2009
5. 11, vs. Auburn, Jan. 29, 2011
11, vs. Richmond, Dec. 16, 2009

Most Steals

1. 18, at Princeton, Dec. 2, 2008
2. 16, vs. Furman, Dec. 21, 2009
3. 15, vs. Vanderbilt, Jan. 16, 2008
15, vs. NC Central, Dec. 16, 2008
5. 14, vs. Baylor, Jan. 2, 2010
14, at Clemson, Dec. 6, 2009
14, vs. USC Upstate, Nov. 22, 2008

Most Points At Halftime

1. 52, vs. Alabama, A&M, Nov. 13, 2009
2. 49, vs. Radford, Nov. 19, 2010
49, vs. Jacksonville, Nov. 27, 2009
4. 47, vs. Longwood, Jan. 5, 2010
47, vs. USC Upstate, Nov. 22, 2008
47, vs. Jacksonville State, Nov. 14, 2008

Most Points By Opponent

1. 98, Clemson, Dec. 30, 2008
2. 97, Florida, Feb. 3, 2009
3. 96, Vanderbilt, Feb. 28, 2009
4. 93, Jacksonville, Nov. 27, 2009
5. 92, Arkansas, Feb. 17, 2010

Fewest Points By Opponent

1. 41, USC Upstate, Nov. 23, 2010
2. 42, SE Louisiana, Dec. 21, 2011
3. 43, NC Central, Dec. 16, 2008
4. 45, Wofford, Dec. 28, 2011
5. 48, Furman, Dec. 5, 2008

Most Field Goals Made By Opponent

1. 36, Clemson, Dec. 30, 2008
2. 35, Tennessee, March 5, 2009
3. 33, Boston College, Jan. 1, 2011
33, Vanderbilt, Jan. 16, 2010
5. 32, Kentucky, Feb. 4, 2012
32, WKU, Nov. 27, 2010
32, Kentucky, Feb. 25, 2010

Fewest Field Goals Made By Opponent

1. 15, SE Louisiana, Dec. 21, 2011
15, USC Upstate, Nov. 23, 2010
3. 16, at Elon, Nov. 15, 2011
16, Furman, Dec. 5, 2008
5. 17, Western Carolina, Nov. 11, 2011
17, Wofford, Dec. 11, 2010
17, NC Central, Dec. 16, 2008

Most Rebounds By Opponent

1. 57, Miami (Fla.), Nov. 22, 2009
2. 52, WKU, Nov. 27, 2010
52, Baylor, Jan. 2, 2010
4. 50, Mississippi State, March 13, 2009
5. 49, Alabama, March 3, 2010
49, Georgia, March 7, 2009

Fewest Rebounds By Opponent

1. 25, Florida, January 14, 2012
27, Vanderbilt, January 10, 2012
27, Tennessee, March 3, 2011
4. 28, Southern California, Nov. 26, 2011
28, Tennessee State, Nov. 20, 2011
28, Vanderbilt, March 6, 2010
28, Presbyterian, Dec. 23, 2008
28, Furman, Dec. 5, 2008

GAME 1 - SOUTH CAROLINA, 75, WESTERN CAROLINA 50 COLUMBIA, S.C. - NOV. 11, 2011

COLUMBIA, S.C. - Freshman Anthony Gill and sophomore Brenton Williams scored 14 and 13 points, respectively, to lead the South Carolina men's basketball team to a season-opening 75-50 victory over Western Carolina on Friday night at Colonial Life Arena.

Gill was 6-of-7 from the floor, including 1-for-1 from 3-point range, while Williams was 5-for-8 on the night. Williams also led a solid defensive effort, collecting five of the Gamecocks' 11 steals. Senior Malik Cooke added 10 points and seven rebounds, and junior Lakeem Jackson filled the stat sheet with five points, five assists, 10 rebounds and three steals.

With the win, the Gamecocks (1-0) claim their 11th straight season opener, including a 4-0 mark under head coach Darrin Horn.

South Carolina dominated nearly every statistical category as it shot 50.8 percent from the floor (30-of-59) and held the Catamounts to 36.2 percent shooting (17-of-47). The Gamecocks also held a decisive advantage in points in the paint (46-18), second chance points (20-9), bench points (38-16) and points off turnovers (22-15) and they controlled the boards with a 37-29 edge, including 18 offensive boards.

The Gamecocks used their defensive pressure to break an 8-8 tie early on with an 8-0 run, including six straight points off turnovers. Williams made a transition layup off a steal by Brian Richardson to cap the run and give South Carolina a 16-8 lead at the 10:40 mark.

Western Carolina (0-1) scrapped back with back-to-back 3-pointers and a dunk by Brandon Boggs to knot the game at 16-16, but South Carolina scored the next nine points to build a lead it would not relinquish. Williams gave the Gamecocks their biggest lead of the half at 33-22 by converting a layup off a steal by Jackson, one of five South Carolina had in the half. Williams, who paced the Gamecocks with 11 points in the half, sank a pair of free throws with less than a minute remaining to give South Carolina a 35-25 advantage heading into the locker room.

The Gamecocks outscored Western Carolina 40-25 in the second half as they held the Catamounts to just 32 percent shooting. Gill drained a 3-pointer at the 17:00 mark to give South Carolina a 43-29 lead. After Boggs knocked down a jumper to trim the Gamecocks' lead to 43-33 with 15:06 remaining, South Carolina outscored Western Carolina 26-10 over the next 10 minutes to pull away for the win.

Sophomore Eric Smith chipped in a career-high nine points and four assists for the Gamecocks.

Trey Sumler and Harouna Mutombo netted 11 points apiece to lead Western Carolina.

GAME 2 - SOUTH CAROLINA 53, ELON 58 ELON, N.C. - NOV. 15, 2011

ELON, N.C. - The South Carolina men's basketball team (1-1) suffered a 58-53 non-conference loss at Elon (1-1) on Tuesday. Freshman forward Anthony Gill and senior Malik Cooke led the Gamecocks with nine points each.

The team's combined for 42 fouls in the game, with the Gamecocks called for 24 and Elon 18.

South Carolina shot just 31.3 percent (20-64) in the contest, including an 11.1 percent (3-27) mark from 3-point range.

Elon was led by Lucas Troutman with 16 points on 5-of-8 shooting from the field and a 6-of-6 effort from the free throw line. Freshman guard Austin Hamilton chipped in 12 points and two assists.

Back and forth play was the story of the first part of the opening half. Two Troutman free throws gave Elon a 13-10 lead with 10:52 remaining in the first half.

The teams traded layups to follow, before consecutive dunks by sophomore guard Brian Richardson followed by a jumper by sophomore guard Eric Smith gave the Gamecocks their first lead of the game at 20-19 with just over four minutes remaining before halftime.

Elon regained the lead on two Kevin Blake free throws at the 3:52 mark and the Phoenix capitalized during the final minutes of the half to hold an 11-point lead at 34-23 at the break.

South Carolina used a 15-6 run through the first eight minutes of the second half to pull within two at 40-38. Foul trouble plagued the Gamecocks during the later portion of the contest, however, as both Cooke and junior guard Lakeem Jackson fouled out of the game.

Elon held the lead for the remainder of the second half and Ryley Beaumont hit four free throws under 30 seconds remaining to close the win for the Phoenix.

Official Basketball Box Score -- Game Totals -- Final Statistics Western Carolina vs South Carolina 11/11/11 7 p.m. at Columbia, S.C. (Colonial Life Arena)

Western Carolina 50 • 0-1

#	Player	Total			3-Ptr			Rebounds			PF	TP	A	TO	Blk	Stl	Min
		FG	FGA	FT	FTA	FG	FGA	FT	FTA	Off							
32	KING, Tawaski	f	2-5	0-0	0-1	1	1	2	5	4	1	1	0	1	29		
40	ROSS, Preston	f	0-2	0-2	1-2	0	0	0	1	1	0	1	0	0	12		
05	SUMLER, Trey	g	2-5	2-3	5-6	1	3	4	2	11	4	5	0	1	35		
22	MUTOMBO, Harouna	g	4-9	0-1	3-5	3	5	8	2	11	1	3	0	0	30		
24	BOGGS, Brandon	g	3-8	1-4	0-0	2	1	3	2	7	1	3	2	1	28		
00	TANKELEWICZ, Tom		2-5	1-2	1-2	2	2	4	1	6	0	0	0	1	14		
01	HALL, Kenny		0-0	0-0	0-0	0	1	1	1	0	0	0	0	0	4		
02	DUNFORD, Dillon		0-0	0-0	0-0	0	0	0	0	0	0	1	0	0	1		
04	COLE, Keaton		3-9	2-6	0-0	0	1	1	0	8	3	5	0	3	28		
25	SINCLAIR, James		1-1	0-0	0-0	0	0	0	0	2	0	0	0	0	3		
33	HOLLIS, Ishmael		0-1	0-0	0-0	0	1	1	2	0	0	0	0	1	10		
44	SMITHSON, Sam		0-2	0-0	0-0	1	0	1	1	0	0	0	2	0	6		
	Team					3	1	4									
	Totals		17-47	6-18	10-16	13	16	29	17	50	10	19	4	8	200		

FG % 1st Half: 9-22 40.9% 2nd half: 8-25 32.0% Game: 17-47 36.2%
 3FG % 1st Half: 2-8 25.0% 2nd half: 4-10 40.0% Game: 6-18 33.3%
 FT % 1st Half: 5-9 55.6% 2nd half: 5-7 71.4% Game: 10-16 62.5%

South Carolina 75 • 1-0

#	Player	Total			3-Ptr			Rebounds			PF	TP	A	TO	Blk	Stl	Min
		FG	FGA	FT	FTA	FG	FGA	FT	FTA	Off							
13	GILL, Anthony	f	6-7	1-1	1-2	2	2	4	2	14	1	1	0	0	23		
15	COOKE, Malik	f	3-8	0-0	4-6	5	2	7	0	10	1	3	0	0	23		
24	HARRIS, Damontre	f	1-4	0-0	1-2	1	0	1	4	3	0	1	2	0	19		
30	JACKSON, Lakeem	g	2-4	0-0	1-1	2	8	10	2	5	5	0	0	3	21		
32	LEONARD, Damien	g	2-10	1-5	0-0	1	0	1	1	5	0	1	1	1	22		
01	WILLIAMS, Brenton		5-8	1-1	2-2	0	2	2	1	13	1	4	0	5	17		
02	RICHARDSON, Brian		2-4	1-3	0-0	1	0	1	1	5	1	0	1	1	19		
05	SMITH, Eric		4-6	1-2	0-2	0	0	0	0	9	4	1	0	0	19		
33	SLAWSON, RJ		3-4	0-0	1-2	3	0	3	3	7	1	0	0	1	21		
45	GEATHERS, Carlton		2-4	0-0	0-0	1	5	6	0	4	0	0	1	0	16		
	Team					2	0	2									
	Totals		30-59	5-12	10-17	18	19	37	14	75	14	12	5	11	200		

FG % 1st Half: 15-30 50.0% 2nd half: 15-29 51.7% Game: 30-59 50.8%
 3FG % 1st Half: 1-4 25.0% 2nd half: 4-8 50.0% Game: 5-12 41.7%
 FT % 1st Half: 4-6 66.7% 2nd half: 6-11 54.5% Game: 10-17 58.8%

Officials: Mike Kitts, Brian Shey, Carlos Gonzalez
 Technical fouls: Western Carolina-None. South Carolina-None.
 Attendance: 9330
 2011-12 Season Opener

Score by periods	1st	2nd	Total
Western Carolina	25	25	50
South Carolina	35	40	75

Last FG - WCU 2nd-00:33, SC 2nd-01:11.
 Largest lead - WCU by 3 1st-13:26, SC by 27 2nd-01:11.

Score tied - 5 times.
 Lead changed - 3 times.

Official Basketball Box Score -- Game Totals -- Final Statistics South Carolina vs Elon 11/15/11 7:00 p.m. at Elon, N.C. (Alumni Gym)

South Carolina 53 • 1-1

#	Player	Total			3-Ptr			Rebounds			PF	TP	A	TO	Blk	Stl	Min
		FG	FGA	FT	FTA	FG	FGA	FT	FTA	Off							
13	GILL, Anthony	f	4-5	0-0	1-3	2	7	9	4	9	0	2	1	0	28		
15	COOKE, Malik	f	3-10	1-3	2-2	2	3	5	5	9	1	0	0	0	26		
24	HARRIS, Damontre	f	2-6	0-0	4-7	6	4	10	1	8	0	1	1	2	26		
30	JACKSON, Lakeem	g	2-4	0-0	1-2	3	1	4	5	5	1	2	0	2	26		
32	LEONARD, Damien	g	2-17	1-11	2-2	2	0	2	2	7	2	0	0	2	27		
01	WILLIAMS, Brenton		1-3	1-3	0-0	0	1	1	1	3	0	1	0	0	13		
02	RICHARDSON, Brian		2-9	0-6	0-0	0	0	0	0	4	0	0	0	1	21		
05	SMITH, Eric		3-5	0-2	0-1	0	1	1	2	6	2	1	0	1	14		
33	SLAWSON, RJ		1-5	0-2	0-0	1	2	3	2	2	0	0	0	1	11		
45	GEATHERS, Carlton		0-0	0-0	0-0	0	1	1	2	0	0	0	0	0	8		
	Team					2	2	4									
	Totals		20-64	3-27	10-17	18	22	40	24	53	6	7	2	9	200		

FG % 1st Half: 8-32 25.0% 2nd half: 12-32 37.5% Game: 20-64 31.3%
 3FG % 1st Half: 0-12 0.0% 2nd half: 3-15 20.0% Game: 3-27 11.1%
 FT % 1st Half: 7-11 63.6% 2nd half: 3-6 50.0% Game: 10-17 58.8%

Elon 58 • 1-1

#	Player	Total			3-Ptr			Rebounds			PF	TP	A	TO	Blk	Stl	Min
		FG	FGA	FT	FTA	FG	FGA	FT	FTA	Off							
21	BEAUMONT, Ryley	f	1-2	1-1	3-4	0	5	5	3	6	0	1	0	0	20		
31	TROUTMAN, Lucas	f	5-8	0-0	6-6	2	3	5	4	16	2	2	2	0	25		
01	SPRADLIN, Drew	g	2-5	2-4	0-0	1	4	5	1	6	2	4	0	0	25		
10	HAMILTON, Austin	g	4-7	0-1	4-8	0	3	3	2	12	2	1	0	0	32		
24	KOCH, Sebastian	g	0-5	0-4	2-2	1	2	3	2	2	1	1	0	0	27		
00	BONNEY, Josh		0-2	0-0	0-0	0	2	2	1	0	0	1	0	1	7		
11	BLAKE, Kevin		0-3	0-2	3-6	1	5	6	0	3	0	0	1	0	28		
12	DUGAS, Roger		1-1	0-0	0-0	0	0	0	0	2	0	1	0	0	5		
23	EDOMWONYI, Egheosa		0-2	0-0	2-2	1	1	2	5	2	1	3	0	0	17		
44	ERVIN, Brett		3-5	3-4	0-0	2	4	6	0	9	1	0	0	0	14		
	Team					0	1	1									
	Totals		16-40	6-16	20-28	8	30	38	18	58	9	14	3	1	200		

FG % 1st Half: 8-19 42.1% 2nd half: 8-21 38.1% Game: 16-40 40.0%
 3FG % 1st Half: 5-8 62.5% 2nd half: 1-8 12.5% Game: 6-16 37.5%
 FT % 1st Half: 13-16 81.3% 2nd half: 7-12 58.3% Game: 20-28 71.4%

Officials: John Hampton, Lee Cassell, John Heatly
 Technical fouls: South Carolina-None. Elon-None.
 Attendance: 1589

Score by periods	1st	2nd	Total
South Carolina	23	30	53
Elon	34	24	58

Points In Off 2nd Fast
 SC 26 8 10 6 15
 ELON 10 2 7 0 16

Last FG - SC 2nd-00:01, ELON 2nd-04:58.
 Largest lead - SC by 1 1st-04:38, ELON by 11 1st-00:16.

Score tied - 4 times.
 Lead changed - 2 times.

GAME 5 - SOUTH CAROLINA, 62, #1 NORTH CAROLINA 87

LAS VEGAS, NEV. - NOV. 25, 2011

LAS VEGAS. - The South Carolina men's basketball team (2-3) suffered an 87-62 loss to No. 1 North Carolina (5-0) on Friday in the Continental Tire Las Vegas Invitational, held at the Orleans Arena in Las Vegas. Sophomore forward RJ Slawson had an impressive game for South Carolina, posting career highs with 13 points, 14 rebounds and four blocks in the loss.

The Gamecocks had four reach double figures in the game, with freshman guard Damien Leonard leading the way with 15 points, followed by Slawson with 13, senior forward Malik Cooke with 12 and freshman forward Anthony Gill with 10. Slawson's 14 rebounds were a game high.

The top-ranked Tar Heels were led by Harrison Barnes with 21 points, while John Henson added 18 and P.J. Hairston tallied 19. Sophomore guard Kendall Marshall collected 14 assists and six steals.

North Carolina jumped out to a 27-10 lead midway through the first half, but sparked by Slawson's play, the Gamecocks battled back before halftime, where the Tar Heels would hold a 45-32 advantage.

Leonard hit two early 3s in the second half to pull Carolina within 11 at 51-40 with 16 minutes to go in the half.

The teams would trade buckets, but UNC would use a late run to push the final score to 87-62.

South Carolina shot 41.8 percent from the floor, hitting a season high nine 3s in the contest, paced by Leonard's season high five 3s.

GAME 6 - SOUTH CAROLINA 60, SOUTHERN CALIFORNIA 63

LAS VEGAS, NEV. - NOV. 16, 2011

LAS VEGAS. - The South Carolina men's basketball team (2-4) suffered a 63-60 loss to Southern California (3-4) in the final round of the Continental Tire Las Vegas Invitational at the Orleans Arena on Saturday night in Las Vegas. Sophomore forward Damontre Harris led the Gamecocks with a season high 15 points, while the Trojans were paced by sophomore guard Maurice Jones with a game high 28 points.

Led by Harris' 15, three Gamecocks registered double-digit points, as senior forward Malik Cooke added 10 and sophomore guard Brian Richardson contributed a season high 12 points on 4-of-7 shooting from 3-point range. Harris collected a team high six rebounds. The Gamecocks were out-rebounded in the contest for the first time this season.

Jones led all scorers with 28 points, hitting a perfect 7-of-7 from beyond the arc, while adding two layups and three from the foul line. He played 39 minutes in the contest. Sophomore forward Dewayne Dedmon chipped in 15 points and junior forward Aaron Fuller led the Trojans with 10 rebounds.

A Richardson 3 gave South Carolina a 26-23 upperhand with just under four minutes remaining in the first half, but the Trojans would connect on three layups before halftime to hold a 30-26 advantage at the break.

Back-to-back layups by Harris and Cooke to open the second half knotted the score at 30-30 with 18:48 remaining.

The teams would trade baskets through the middle of the half, with neither team holding more than a five-point advantage. A 3 by Cooke with 8:39 remaining gave the Gamecocks a 48-44 edge, but Jones would bury three 3s over the next five minutes to give Southern California a 58-53 lead with 3:09 remaining.

The score stayed close during the final minutes of play. The Gamecocks found themselves down three with 43 seconds to go, but another clutch jumper by Cooke would pull Carolina within one at 60-61 with 33 seconds remaining.

A Gamecock foul would give Jones a one-and-one opportunity with 25 seconds to go. Jones scored both at the line and the Gamecocks were unable to connect on a 3 late in the set, as Southern California won 63-60.

Official Basketball Box Score -- Game Totals -- Final Statistics

SC vs NC

11/25/11 7:00pm at The Orleans

SC 62 • 2-3

#	Player	Total		3-Ptr		Rebounds			PF	TP	A	TO	Blk	Stl	Min
		FG-FGA	FG-FGA	FT-FTA	Off	Def	Tot								
05	SMITH, Eric	* 2-6	2-5	0-0	0	0	0	1	6	3	3	0	0	0	27
13	GILL, Anthony	* 3-7	0-0	4-6	3	3	6	5	10	2	3	0	1	23	
15	COOKE, Malik	* 4-9	2-2	2-4	2	3	5	3	12	4	3	2	2	29	
24	HARRIS, Damontre	* 0-2	0-0	0-0	2	3	5	3	0	0	0	1	1	19	
32	LEONARD, Damien	* 5-12	5-11	0-0	0	1	1	3	15	0	5	0	0	36	
02	RICHARDSON, Brian	* 2-6	0-4	0-0	0	3	3	4	4	2	3	0	0	19	
30	JACKSON, Lakeem	* 1-2	0-0	0-0	0	2	2	0	2	1	4	0	0	13	
33	SLAWSON, RJ	* 6-10	0-1	1-2	4	10	14	4	13	0	4	4	1	31	
45	GEATHERS, Carlton	* 0-1	0-0	0-0	0	2	2	2	0	0	0	0	0	3	
Team					3	2	5								
Totals		23-55	9-23	7-12	14	29	43	25	62	12	25	7	5	200	

FG % 1st Half: 12-25 48.0% 2nd half: 11-30 36.7% Game: 23-55 41.8% Deadball Rebounds: 3
 3FG % 1st Half: 3-9 33.3% 2nd half: 6-14 42.9% Game: 9-23 39.1%
 FT % 1st Half: 5-9 55.6% 2nd half: 2-3 66.7% Game: 7-12 58.3%

NC 87 • 5-0

#	Player	Total		3-Ptr		Rebounds			PF	TP	A	TO	Blk	Stl	Min
		FG-FGA	FG-FGA	FT-FTA	Off	Def	Tot								
01	Dexter Strickland	* 1-3	0-0	0-0	0	3	3	2	2	1	2	0	0	32	
05	Kendall Marshall	* 2-3	0-0	0-0	0	2	2	1	4	14	1	0	6	32	
31	John Henson	* 8-15	0-0	2-6	2	6	8	2	18	1	2	1	0	29	
40	Harrison Barnes	* 6-10	2-3	7-10	2	3	5	2	21	0	3	0	1	24	
44	Tyler Zeller	* 4-12	0-0	4-6	4	1	5	4	12	1	1	1	2	20	
11	Stilman White	* 1-1	1-1	0-0	0	0	0	0	3	1	0	0	0	3	
14	Desmond Hubert	* 0-0	0-0	0-0	0	0	0	0	0	0	0	0	0	1	
15	P.J. Hairston	* 5-8	5-8	4-6	1	1	2	1	19	0	0	0	1	15	
21	Jackson Simmons	* 0-0	0-0	0-0	1	0	1	0	0	0	1	0	0	1	
22	David Dupont	* 0-1	0-1	0-0	0	0	0	0	0	0	0	0	0	1	
24	Justin Watts	* 1-4	0-1	0-0	0	1	1	1	2	0	0	0	1	8	
30	Patrick Crouch	* 0-0	0-0	0-0	0	0	0	0	0	1	0	0	0	1	
34	Stewart Cooper	* 0-0	0-0	0-0	0	0	0	0	0	0	0	0	0	1	
35	Reggie Bullock	* 0-4	0-2	0-0	3	2	5	0	0	3	0	0	0	13	
43	James Michael McAdoo	* 3-6	0-0	0-2	0	1	1	2	6	0	0	1	0	19	
Team					2	0	2								
Totals		31-67	8-16	17-30	15	20	35	15	87	22	10	3	11	200	

FG % 1st Half: 16-35 45.7% 2nd half: 15-32 46.9% Game: 31-67 46.3% Deadball Rebounds: 5
 3FG % 1st Half: 3-7 42.9% 2nd half: 5-9 55.6% Game: 8-16 50.0%
 FT % 1st Half: 10-15 66.7% 2nd half: 7-15 46.7% Game: 17-30 56.7%

Officials: Oneil, Stigliano, Schnur
 Technical fouls: SC-RICHARDSON, Brian; COOKE, Malik. NC-None.
 Attendance:

Score by periods	1st	2nd	Total
SC	32	30	62
NC	45	42	87

Points	In Paint	Off T/O	2nd Chance	Fast Break	Bench
SC	20	8	16	0	19
NC	44	28	16	16	30

Last FG - SC 2nd-00:30, NC 2nd-00:52.
 Largest lead - SC None, NC by 27 2nd-00:52.

Score tied - 0 times.
 Lead changed - 0 times.

Official Basketball Box Score -- Game Totals -- Final Statistics

Southern Cal vs South Carolina

11/26/11 4:30pm at The Orleans

Southern Cal 63 • 3-4

#	Player	Total		3-Ptr		Rebounds			PF	TP	A	TO	Blk	Stl	Min
		FG-FGA	FG-FGA	FT-FTA	Off	Def	Tot								
02	ALLEN, G	* 1-4	0-3	0-0	0	1	1	1	2	3	0	0	0	32	
10	Jones, Maurice	* 9-15	7-7	3-5	0	1	1	2	28	2	3	0	2	39	
14	DEDMON, D	* 6-8	0-0	3-3	5	3	8	3	15	0	2	1	3	35	
21	Fuller, Aaron	* 2-6	0-0	2-4	6	4	10	2	6	2	2	0	1	35	
25	WESLEY, B	* 4-7	0-0	0-0	1	1	2	3	8	0	2	0	0	35	
03	Moore, Alexis	* 0-2	0-0	0-0	0	1	1	1	0	0	1	0	0	13	
24	Munoz, Daniel	* 0-1	0-0	0-0	1	0	1	0	0	0	0	0	0	0	
31	Błaszczyk, James	* 0-1	0-0	0-0	0	2	2	0	0	0	0	0	0	5	
33	JACKSON, G	* 2-4	0-1	0-0	0	1	1	1	4	0	0	0	0	6	
Team					1	0	1								
Totals		24-48	7-11	8-12	14	14	28	13	63	7	10	1	6	200	

FG % 1st Half: 12-28 42.9% 2nd half: 12-20 60.0% Game: 24-48 50.0% Deadball Rebounds: 2
 3FG % 1st Half: 2-5 40.0% 2nd half: 5-6 83.3% Game: 7-11 63.6%
 FT % 1st Half: 4-6 66.7% 2nd half: 4-6 66.7% Game: 8-12 66.7%

South Carolina 60 • 2-4

#	Player	Total		3-Ptr		Rebounds			PF	TP	A	TO	Blk	Stl	Min
		FG-FGA	FG-FGA	FT-FTA	Off	Def	Tot								
05	SMITH, Eric	* 1-1	1-1	0-0	0	0	0	4	3	1	3	0	1	20	
13	GILL, Anthony	* 2-3	0-0	3-3	2	0	2	2	7	2	0	0	2	18	
15	COOKE, Malik	* 4-5	1-2	1-1	0	2	2	2	10	0	3	0	1	30	
24	HARRIS, Damontre	* 7-11	0-0	1-1	3	3	6	1	15	0	0	2	0	30	
32	LEONARD, Damien	* 0-6	0-4	0-0	0	0	0	2	0	0	1	0	0	23	
02	RICHARDSON, Brian	* 4-9	4-7	0-0	0	2	2	2	12	1	2	0	0	27	
30	JACKSON, Lakeem	* 1-1	0-0	2-2	0	1	1	1	4	4	3	1	0	20	
33	SLAWSON, RJ	* 3-6	2-3	1-1	0	3	3	1	9	2	1	1	0	29	
45	GEATHERS, Carlton	* 0-0	0-0	0-0	0	0	0	1	0	0	0	0	0	3	
Team					1	1	2								
Totals		22-42	8-17	8-8	6	12	18	16	60	10	13	4	4	200	

FG % 1st Half: 10-22 45.5% 2nd half: 12-20 60.0% Game: 22-42 52.4% Deadball Rebounds: 0
 3FG % 1st Half: 4-10 40.0% 2nd half: 4-7 57.1% Game: 8-17 47.1%
 FT % 1st Half: 2-2 100.0% 2nd half: 6-6 100.0% Game: 8-8 100.0%

Officials: Darren George, Jeb Hartness, Mark Schur
 Technical fouls: Southern Cal-None. South Carolina-None.
 Attendance:

Score by periods	1st	2nd	Total
Southern Cal	30	33	63
South Carolina	26	34	60

Points	In Paint	Off T/O	2nd Chance	Fast Break	Bench
USC	26	18	17	4	4
SC	24	12	9	2	25

Last FG - USC 2nd-00:43, SC 2nd-00:33.
 Largest lead - USC by 5 2nd-16:52, SC by 4 1st-09:48.

Score tied - 9 times.
 Lead changed - 9 times.

GAME 7 - SOUTH CAROLINA 67, PROVIDENCE 76

COLUMBIA, S.C. - DEC. 1, 2011

COLUMBIA, S.C. - Despite a late rally, South Carolina (2-5) could not overcome a 14-point deficit and suffered a 76-67 defeat to Providence (6-2) at Colonial Life Arena on Thursday night as a part of the Big East/SEC Challenge. Senior forward Malik Cooke led the Gamecock offense, shooting 8-of-12 from the field and scoring a season-high 21 points. Sophomore guard Eric Smith also added 16 points.

Sophomore forward R.J. Slawson's eight rebounds paced South Carolina in holding a 40-34 advantage in the rebounding category, and freshman forward Carlton Geathers tied a career-high with three blocks on the night.

The Friars found themselves with a 15-8 lead as the game crossed the 11:00 mark in the first half, but a 3-point basket from Cooke from the top of the key and a tough layup brought the Gamecocks to within two at the halfway point of the first half. Providence would maintain the lead though near the end of the half and went into the break leading the game 34-27.

Carolina would fight back in the second half with a 7-0 run started by a Lakeem Jackson dunk with 11:50 left to play. Cooke would follow with two free throws and sophomore guard Brian Richardson capped off the run with a three-point play to make the game 51-47 Friars with 8:58 left to go.

Providence answered with a pair of free throws by Gerard Coleman and staved off the Gamecock rally to open their lead back up to 10 with five and a half minutes left.

South Carolina staged a late comeback as Cooke hit his third 3 of the night and sophomore Bruce Ellington finished off an acrobatic layup with 3:34 remaining. Cooke would hit another jumper to cut the Friar lead to seven, but Providence would answer with solid free throw shooting to close out the game.

Official Basketball Box Score -- Game Totals -- Final Statistics

Providence College vs South Carolina

12/1/11 7 p.m. at Columbia, S.C. (Colonial Life Arena)

Providence College 76 • 6-2

##	Player	Total			3-Ptr			Rebounds			PF	TP	A	TO	Blk	Stl	Min
		FG-FGA	FG-FGA	FT-FTA	FG-FGA	FG-FGA	FT-FTA	Off	Def	Tot							
23	HENTON, LaDontae	f	6-9	3-3	3-3	3	5	8	1	18	2	2	0	0	40-		
34	GIPLAYE, Ron	f	0-2	0-0	1-2	0	3	3	3	1	0	0	2	0	13		
01	COLEMAN, Gerard	g	4-9	0-1	10-13	0	4	4	0	18	4	3	0	1	40		
11	COTTON, Bryce	g	3-8	2-4	5-5	2	4	6	2	13	4	3	0	1	39		
32	COUNCIL, Vincent	g	7-14	1-3	1-2	0	0	0	2	16	6	5	1	2	39		
13	KOFANE, Brice	g	0-1	0-0	0-0	0	2	2	1	0	0	0	0	0	5		
21	GOLDSBROUGH, Lee	g	0-0	0-0	0-0	0	0	0	0	0	0	0	0	0	2		
42	DIXON, Bilal	g	4-7	0-0	2-2	2	5	7	1	10	0	2	7	0	22		
Team						0	4	4									
Totals			24-50	6-11	22-27	7	27	34	10	76	16	15	10	4	200		

FG % 1st Half: 13-28 46.4% 2nd half: 11-22 50.0% Game: 24-50 48.0% Deadball Rebounds 2
 3FG % 1st Half: 3-5 60.0% 2nd half: 3-6 50.0% Game: 6-11 54.5%
 FT % 1st Half: 5-7 71.4% 2nd half: 17-20 85.0% Game: 22-27 81.5%

South Carolina 67 • 2-5

##	Player	Total			3-Ptr			Rebounds			PF	TP	A	TO	Blk	Stl	Min
		FG-FGA	FG-FGA	FT-FTA	FG-FGA	FG-FGA	FT-FTA	Off	Def	Tot							
13	GILL, Anthony	f	3-6	0-0	1-1	2	1	3	0	7	2	1	0	0	17		
15	COOKE, Malik	f	8-12	3-5	2-2	2	1	3	2	21	3	4	2	4	33		
24	HARRIS, Damontre	f	0-1	0-0	0-0	1	1	2	1	0	0	0	1	0	15		
05	SMITH, Eric	g	6-13	3-8	1-2	1	2	3	2	16	1	0	0	2	28		
32	LEONARD, Damien	g	0-5	0-5	0-0	0	2	2	1	0	0	1	0	0	9		
02	RICHARDSON, Brian	g	2-12	0-6	1-1	2	2	4	3	5	0	0	0	0	17		
23	ELLINGTON, Bruce	g	3-11	0-4	0-0	1	1	2	3	6	1	2	0	0	27		
30	JACKSON, Lakeem	g	2-4	0-1	0-0	5	1	6	2	4	1	2	0	1	24		
33	SLAWSON, RJ	g	2-8	0-1	4-4	4	4	8	4	8	1	2	1	2	22		
45	GEATHERS, Carlton	g	0-0	0-0	0-0	0	3	3	1	0	0	1	3	0	8		
Team						2	2	4									
Totals			26-72	6-30	9-10	20	20	40	19	67	9	13	7	9	200		

FG % 1st Half: 12-39 30.8% 2nd half: 14-33 42.4% Game: 26-72 36.1% Deadball Rebounds 1
 3FG % 1st Half: 2-14 14.3% 2nd half: 4-16 25.0% Game: 6-30 20.0%
 FT % 1st Half: 1-2 50.0% 2nd half: 8-8 100.0% Game: 9-10 90.0%

Officials: Doug Simrons, Karl Hess, Mike Roberts
 Technical fouls: Providence College-None. South Carolina-None.
 Attendance: 7476
 Big East/SEC Challenge

Score by periods	1st	2nd	Total
Providence College	34	42	76
South Carolina	27	40	67

Last FG - PC 2nd-01:36, SC 2nd-00:35. Score tied - 1 time.
 Largest lead - PC by 14 2nd-04:04, SC by 2 1st-19:09. Lead changed - 1 time.

GAME 8 - SOUTH CAROLINA 58, CLEMSON 55

CLEMSON, S.C. - DEC. 4, 2011

CLEMSON, S.C. - Malik Cooke hit two free throws with 6.7 seconds remaining to seal a 58-55 South Carolina victory over Clemson on Sunday at Littlejohn Coliseum. The Gamecocks improve to 3-5 on the year, while Clemson falls to 4-3. The victory was South Carolina's first at Clemson since the 2003 campaign, while it was Carolina's second straight victory over the Tigers.

Sophomore forward Damontre Harris contributed 10 points, six rebounds and a career-high five blocks to pace the Gamecocks, and Cooke sealed the win with two free throws in the final seven seconds en route to six points, eight rebounds and four steals in the game. In just his second game back with the basketball team, sophomore guard Bruce Ellington contributed nine points, including two key free throws with 13 seconds remaining.

Both teams traded baskets to start the contest before Clemson extended its lead to 22-16 with 8:31 remaining in the opening half. Sophomore guard Eric Smith responded for Carolina with a driving layup, but Clemson's Andre Young connected on a 3 for a 25-18 Tiger advantage with 5:44 on the clock.

Both team's had their offensive chances the remainder of the half. Young hit a layup, and a 3 by Tanner Smith pushed the Tiger lead to 35-25 with just seconds remaining before halftime, but Ellington stepped to the 3-point line and hit a jumper with 1.9 seconds on the clock to pull the Gamecocks within seven at the break, 35-28.

Both teams started slow on the offensive end to open the second half. Junior forward Lakeem Jackson hit a bank shot with 18:42 on the clock and Cooke connected on a jumper 30 seconds later, as the Tiger lead was just three points at the 16-minute mark.

A putback by Harris with 4:36 on the clock knotted the score at 47-47, before a layup by freshman forward Anthony Gill with just over three minutes remaining gave the Gamecocks a 49-47 advantage.

Clemson responded to tie the score at 49 before Gill gave the Gamecocks a 52-49 advantage on a 3 from the wing with 1:19 on the clock.

Clemson's Devin Booker made two free throws to pull within one at 52-51 with 58.1 on the clock, before Smith hit a crucial shot for the Gamecocks, connecting on a jumper assisted by Ellington with 25.9 seconds remaining, pushing the Carolina advantage to 54-51.

Ellington and Cooke both connected on free throw opportunities down the stretch, and Clemson's Smith was unable to tie the score on three free throw attempts, as the Gamecock earned the 58-55 victory.

Official Basketball Box Score -- Game Totals -- Final Statistics

South Carolina vs Clemson

12/4/11 3:30 PM at Clemson, SC (Littlejohn Coliseum)

South Carolina 58 • 3-5

##	Player	Total			3-Ptr			Rebounds			PF	TP	A	TO	Blk	Stl	Min
		FG-FGA	FG-FGA	FT-FTA	FG-FGA	FG-FGA	FT-FTA	Off	Def	Tot							
13	GILL, Anthony	f	3-7	2-3	2-4	0	6	6	4	10	0	0	0	0	24		
15	COOKE, Malik	f	2-10	0-2	2-4	5	3	8	2	6	1	1	0	4	35		
24	HARRIS, Damontre	f	4-9	0-0	2-2	3	3	6	2	10	0	1	5	1	35		
30	JACKSON, Lakeem	f	4-5	0-1	0-1	1	3	4	1	8	2	2	0	0	25		
05	SMITH, Eric	g	2-3	0-1	0-0	0	2	2	2	4	3	1	0	0	22		
02	RICHARDSON, Brian	g	3-4	2-3	1-2	1	2	3	0	9	0	0	0	0	22		
23	ELLINGTON, Bruce	g	2-8	1-4	4-4	0	0	0	3	9	2	2	0	1	23		
32	LEONARD, Damien	g	1-3	0-1	0-0	0	0	0	0	2	0	0	0	0	5		
33	SLAWSON, RJ	g	0-0	0-0	0-0	0	1	1	2	0	0	0	0	0	6		
45	GEATHERS, Carlton	g	0-1	0-0	0-0	0	0	0	0	0	0	0	0	0	3		
Team						0	3	3									
Totals			21-50	5-15	11-17	10	23	33	16	58	8	8	5	6	200		

FG % 1st Half: 12-26 46.2% 2nd half: 9-24 37.5% Game: 21-50 42.0% Deadball Rebounds 3
 3FG % 1st Half: 4-10 40.0% 2nd half: 1-5 20.0% Game: 5-15 33.3%
 FT % 1st Half: 0-0 0.0% 2nd half: 11-17 64.7% Game: 11-17 64.7%

Clemson 55 • 4-3

##	Player	Total			3-Ptr			Rebounds			PF	TP	A	TO	Blk	Stl	Min
		FG-FGA	FG-FGA	FT-FTA	FG-FGA	FG-FGA	FT-FTA	Off	Def	Tot							
24	Jennings, Milton	f	3-8	0-1	1-2	2	2	4	1	7	1	5	0	0	31		
31	Booker, Devin	f	2-7	0-0	2-2	4	5	9	2	6	2	2	0	1	31		
04	Hall, Rod	g	2-2	1-1	1-2	0	0	0	5	6	3	0	0	0	34		
05	Smith, Tanner	g	2-7	2-5	6-7	0	6	6	1	12	5	0	0	1	36		
11	Young, Andre	g	3-11	2-9	0-0	2	5	7	1	8	2	0	0	0	35		
01	Sapp, T.J.	g	1-3	0-1	0-0	0	0	0	1	2	0	1	0	1	12		
10	Baciu, Catalin	g	4-4	0-0	2-3	1	2	3	2	10	0	0	1	0	9		
21	Narcisse, Bryan	g	2-8	0-1	0-0	2	0	2	1	4	0	2	0	0	8		
22	Sullivan, Bernard	g	0-0	0-0	0-0	0	1	1	1	0	0	0	0	0	2		
32	McDaniels, K.J.	g	0-0	0-0	0-0	0	0	0	0	0	0	0	0	0	2		
Team						0	1	1									
Totals			19-50	5-18	12-16	11	22	33	15	55	13	11	1	3	200		

FG % 1st Half: 12-26 46.2% 2nd half: 7-24 29.2% Game: 19-50 38.0% Deadball Rebounds 1
 3FG % 1st Half: 5-11 45.5% 2nd half: 0-7 0.0% Game: 5-18 27.8%
 FT % 1st Half: 6-9 66.7% 2nd half: 6-7 85.7% Game: 12-16 75.0%

Officials: Roger Ayers, Tony Greene, Gary Maxwell
 Technical fouls: South Carolina-None. Clemson-None.
 Attendance: 7238

Score by periods	1st	2nd	Total
South Carolina	28	30	58
Clemson	35	20	55

Last FG - SC 2nd-00:29, CU 2nd-00:17. Score tied - 4 times.
 Largest lead - SC by 5 1st-17:48, CU by 10 1st-00:24. Lead changed - 8 times.

GAME 9 - SOUTH CAROLINA, 66, PRESBYTERIAN 58
COLUMBIA, S.C. - DEC. 13, 2011

COLUMBIA, S.C. - Bruce Ellington tallied a season high 15 points to lead South Carolina (4-5) to its second straight win with a 66-58 victory over Presbyterian (4-5) Tuesday night at the Colonial Life Arena.

Ellington, who has increased his scoring output in all three games that he has played since returning to the team, also hit his season high marks with three assists and a steal. Malik Cooke was nearly perfect in his 14-point night, going 5-for-7 from the field and 3-for-3 from the charity stripe. He also made his lone attempt from 3-point range.

Freshman Anthony Gill put together a 10-point, 8-rebound effort, and sophomore Damontre Harris matched his career high with five blocks in the game.

After beginning the night cold from the field and falling behind 20-10 midway through the first half, South Carolina used a 12-0 run over a two-minute period in the second half to turn the tide.

Trailing 30-28, Ellington's free throw on the backend of a three-point play with 15:37 remaining in the game gave the Gamecocks their first lead of the game at 31-30. Brian Richardson added two on Carolina's next possession, and Cooke finished a reverse layup in transition to push the lead to 35-30.

Following a timeout, Cooke responded with five more unanswered points to give the Gamecocks a double-digit lead before the Blue Hose ended the bleeding with a bucket with 13:41 remaining in the game.

Presbyterian was unable to pull within four points for the remainder of the contest with South Carolina swelling its lead to as many as 14 points. The Gamecocks shot 70.4 percent from the field in the second half after only hitting 7-of-29 shots in the first half.

GAME 10 - SOUTH CAROLINA 66, #2 OHIO STATE 74
COLUMBIA, S.C. - DEC. 17, 2011

COLUMBIA, S.C. - South Carolina gave No. 2/2 Ohio State a scare, but the Buckeyes were able to hold on late for a 74-66 win Saturday afternoon at Colonial Life Arena. Ohio State improves to 10-1, and South Carolina falls to 4-6.

Ohio State's Deshaun Thomas posted a career-high 30 points in the absence of Jared Sullinger to lead the Buckeyes to their smallest margin of victory against an unranked opponent. William Buford added 17 points, and Lenzelle Smith Jr. had nine points and nine rebounds for the Buckeyes.

Malik Cooke hit a season-high 21 points and added three assists and two steals for South Carolina. Anthony Gill contributed 11 points and a team-high four rebounds.

Ohio State only got six minutes out of Sullinger, the Preseason Player of the Year who left the court in the first half after injuring his foot. The sophomore had three points, two rebounds and a block before leaving the building on crutches.

The Gamecocks took a 33-29 lead into the half courtesy of Cooke's 10 points and an all-around effort that saw eight players score in the half. The Buckeyes jumped out to a seven-point lead midway through the opening half before the Gamecocks evened the score at 22 with a 3-pointer by Eric Smith with five minutes remaining in the period.

South Carolina took its first lead at 27-26 when Damien Leonard popped a 3-pointer from the baseline, and the team solidified the halftime advantage with Damontre Harris and Cooke scoring the final four points of the half.

Two minutes into the second half, Cooke left the game with an injury, and the Buckeyes took advantage with a 17-6 run to reclaim the lead and momentum before Cooke returned with 12 minutes to go in the game.

Ohio State pushed its advantage to as many as 13 points in the final five minutes before the Gamecocks fought back in the closing minutes. Trailing 73-66 with 32 seconds remaining, South Carolina had an opportunity to turn it into a two-possession game, but Ohio State forced a turnover and hit a free throw to seal the victory.

Official Basketball Box Score -- Game Totals -- Final Statistics
Presbyterian vs South Carolina
12/13/11 7 p.m. at Columbia, S.C. (Colonial Life Arena)

Presbyterian 58 • 4-5

##	Player	Total			3-Ptr			Rebounds			PF	TP	A	TO	Blk	Stl	Min
		FG-FGA	FG-FGA	FT-FTA	FG-FGA	FG-FGA	FT-FTA	Off	Def	Tot							
34	COLEMAN, Al'Lonzo	f	4-9	0-0	2-4	1	5	6	5	10	3	3	0	1	31		
44	REYNOLDS, Jay	f	4-7	0-0	1-2	3	1	4	1	9	0	2	0	0	32		
11	JOHNSON, Josh	g	4-8	3-7	2-2	0	5	5	1	13	1	0	1	1	33		
24	MUTAKABBIR, Khalid	g	6-11	3-4	0-0	0	2	2	4	15	1	3	0	1	37		
33	WASHINGTON, Eric	g	0-3	0-2	2-2	2	3	5	1	2	6	6	0	0	23		
01	CLYBURN, Joshua	g	0-0	0-0	0-0	0	0	0	1	0	1	2	0	0	11		
02	DEIHL, Tyler	g	0-0	0-0	0-0	0	0	0	0	0	0	0	0	0	1		
03	MILLER, Pierre	g	3-6	1-4	1-1	0	0	0	0	8	1	2	0	0	23		
05	HARGRAVE, Ryan	g	0-1	0-1	0-0	0	0	0	0	0	0	0	0	0	3		
13	TRUSS, William	g	0-0	0-0	0-0	0	0	0	0	0	0	0	0	0	3		
20	McTAVISH, Ryan	g	0-0	0-0	1-2	0	0	0	0	1	0	0	1	0	3		
	Team					1	1	2									
Totals			21-45	7-18	9-13	7	17	24	13	58	13	18	2	3	200		

FG % 1st Half: 10-20 50.0% 2nd half: 11-25 44.0% Game: 21-45 46.7% Deadball Rebounds 0,2
 3FG % 1st Half: 5-10 50.0% 2nd half: 2-8 25.0% Game: 7-18 38.9%
 FT % 1st Half: 0-0 0.0% 2nd half: 9-13 69.2% Game: 9-13 69.2%

South Carolina 66 • 4-5

##	Player	Total			3-Ptr			Rebounds			PF	TP	A	TO	Blk	Stl	Min
		FG-FGA	FG-FGA	FT-FTA	FG-FGA	FG-FGA	FT-FTA	Off	Def	Tot							
13	GILL, Anthony	f	3-6	1-1	3-3	4	4	8	2	10	2	5	0	0	33		
15	COOKE, Malik	f	5-7	1-1	3-3	1	3	4	1	14	2	1	0	2	27		
24	HARRIS, Damontre	f	4-6	0-0	1-1	0	3	3	4	9	2	1	5	0	26		
05	SMITH, Eric	g	0-4	0-1	0-0	0	3	3	1	0	2	0	0	0	19		
30	JACKSON, Lakeem	g	3-4	0-0	0-0	1	1	2	0	6	3	0	0	2	20		
01	WILLIAMS, Brenton	g	0-3	0-2	0-0	0	0	0	0	0	0	0	0	0	5		
02	RICHARDSON, Brian	g	1-4	0-1	0-0	1	2	3	1	2	0	2	0	2	14		
23	ELLINGTON, Bruce	g	6-14	1-3	2-4	2	1	3	1	15	3	2	0	1	25		
32	LEONARD, Damien	g	3-5	2-2	0-0	0	0	0	2	8	0	2	0	0	10		
33	SLAWSON, RJ	g	1-3	0-0	0-0	1	3	4	2	2	0	0	2	0	17		
45	GEATHERS, Carlton	g	0-0	0-0	0-0	0	1	1	1	0	0	0	0	0	4		
	Team					2	0	2									
Totals			26-56	5-11	9-11	12	21	33	15	66	14	13	7	7	200		

FG % 1st Half: 7-29 24.1% 2nd half: 19-27 70.4% Game: 26-56 46.4% Deadball Rebounds 1
 3FG % 1st Half: 1-5 20.0% 2nd half: 4-6 66.7% Game: 5-11 45.5%
 FT % 1st Half: 4-4 100.0% 2nd half: 5-7 71.4% Game: 9-11 81.8%

Officials: John Cahill, J.B. Caldwell, Mike Kitts
 Technical fouls: Presbyterian-None. South Carolina-None.
 Attendance: 7003

Score by periods	1st	2nd	Total	In	Off	2nd	Fast	Bench
Presbyterian	25	33	58	Points	26	10	10	4
South Carolina	19	47	66	PRESB	34	20	12	19

Last FG - PRESB 2nd-02:53, SC 2nd-02:16. Score tied - 1 time.
 Largest lead - PRESB by 10 1st-07:11, SC by 14 2nd-07:07. Lead changed - 1 time.

Official Basketball Box Score -- Game Totals -- Final Statistics
Ohio State vs South Carolina
12/17/11 12 p.m. at Columbia, S.C. (Colonial Life Arena)

Ohio State 74 • 10-1

##	Player	Total			3-Ptr			Rebounds			PF	TP	A	TO	Blk	Stl	Min
		FG-FGA	FG-FGA	FT-FTA	FG-FGA	FG-FGA	FT-FTA	Off	Def	Tot							
00	Sullinger, Jared	f	1-2	0-0	1-1	1	1	2	1	3	0	1	1	0	6		
01	Thomas, Deshaun	f	13-16	2-5	2-3	5	1	6	2	30	3	5	0	0	40		
04	Craft, Aaron	g	1-3	0-1	2-5	1	2	3	3	4	4	1	0	2	38		
32	Smith Jr., Lenzelle	g	2-6	1-1	4-4	4	5	9	3	9	3	3	0	0	33		
44	Buford, William	g	5-14	2-6	5-5	0	5	5	2	17	5	1	0	2	40		
02	Sibert, Jordan	g	0-2	0-2	0-0	0	1	1	0	0	1	0	0	1	7		
03	Scott, Shannon	g	0-0	0-0	0-0	0	0	0	1	0	0	0	0	0	2		
12	Thompson, Sam	g	0-0	0-0	0-0	0	0	0	0	0	0	0	0	0	1		
23	Williams, Amir	g	3-5	0-0	0-0	1	3	4	3	6	0	0	2	0	15		
30	Ravenel, Evan	g	2-5	0-0	1-2	2	1	3	4	5	0	2	0	2	18		
	Team					0	0	0									
Totals			27-53	5-15	15-20	14	19	33	19	74	16	13	3	7	200		

FG % 1st Half: 12-26 46.2% 2nd half: 15-27 55.6% Game: 27-53 50.9% Deadball Rebounds 4
 3FG % 1st Half: 1-7 14.3% 2nd half: 4-8 50.0% Game: 5-15 33.3%
 FT % 1st Half: 4-5 80.0% 2nd half: 11-15 73.3% Game: 15-20 75.0%

South Carolina 66 • 4-6

##	Player	Total			3-Ptr			Rebounds			PF	TP	A	TO	Blk	Stl	Min
		FG-FGA	FG-FGA	FT-FTA	FG-FGA	FG-FGA	FT-FTA	Off	Def	Tot							
13	GILL, Anthony	f	4-6	0-0	3-3	2	2	4	2	11	2	4	1	0	18		
15	COOKE, Malik	f	6-10	0-1	9-10	2	2	4	2	21	3	2	1	2	31		
24	HARRIS, Damontre	f	2-4	0-0	0-0	0	2	2	0	4	1	0	0	1	28		
05	SMITH, Eric	g	2-5	1-2	0-0	1	0	1	0	5	1	2	0	0	23		
30	JACKSON, Lakeem	g	3-7	0-0	0-1	1	1	2	4	6	0	1	0	0	28		
02	RICHARDSON, Brian	g	0-1	0-0	0-0	0	0	0	0	0	1	1	0	0	3		
23	ELLINGTON, Bruce	g	3-8	2-5	0-0	0	1	1	4	8	1	1	1	0	23		
32	LEONARD, Damien	g	2-6	2-6	1-2	1	2	3	3	7	0	2	0	0	22		
33	SLAWSON, RJ	g	1-2	1-2	0-0	0	0	0	3	3	0	1	0	0	16		
45	GEATHERS, Carlton	g	0-0	0-0	1-2	1	2	3	0	1	0	0	1	0	8		
	Team					0	0	0									
Totals			23-49	6-16	14-18	8	12	20	18	66	9	14	4	3	200		

FG % 1st Half: 13-24 54.2% 2nd half: 10-25 40.0% Game: 23-49 46.9% Deadball Rebounds 3,1
 3FG % 1st Half: 4-7 57.1% 2nd half: 2-9 22.2% Game: 6-16 37.5%
 FT % 1st Half: 3-5 60.0% 2nd half: 11-13 84.6% Game: 14-18 77.8%

Officials: Tony Greene, Mike Eades, Mark Whitehead
 Technical fouls: Ohio State-Williams, Amir. South Carolina-None.
 Attendance: 13654

Score by periods	1st	2nd	Total	In	Off	2nd	Fast	Bench
Ohio State	29	45	74	Points	38	15	19	8
South Carolina	33	33	66	OSU	28	17	12	4

Last FG - OSU 2nd-00:49, SC 2nd-00:35. Score tied - 5 times.
 Largest lead - OSU by 13 2nd-04:46, SC by 6 2nd-18:33. Lead changed - 6 times.

GAME 11 - SOUTH CAROLINA 62, SE LOUISIANA 43
COLUMBIA, S.C. - DEC. 21, 2011

COLUMBIA, S.C. - South Carolina (5-6) coasted to a 62-43 victory over Southeastern Louisiana (5-5) Wednesday night in the final match before the Christmas holiday behind 14-point efforts from Malik Cooke and Anthony Gill.

Gill's 14 points matched his career high on what was a balanced scoring night for the Gamecocks. Cooke added three assists, two blocks and a season high four steals to his 14 points in another solid outing for the lone senior.

It was a strong defensive outing for South Carolina with season best marks of 11 steals and 26 forced turnovers. The 43 points scored by Southeastern Louisiana was a season-low for the Lions, who never led in the contest.

Leading 14-13, South Carolina closed out the first half on an 11-0 run in a nine-minute span and increased the lead with another 11-0 run over a two-minute span to push the score to 38-19.

The Gamecocks pushed their lead to as many as 25 points to coast to the victory. The Lions never came closer than 12 points in the final 10 minutes of the game.

Official Basketball Box Score -- Game Totals -- Final Statistics
SE Louisiana vs South Carolina
12/21/11 7 p.m. at Columbia, S.C. (Colonial Life Arena)

SE Louisiana 43 • 5-5

##	Player	Total			3-Ptr			Rebounds			PF	TP	A	TO	Blk	Stl	Min
		FG-FGA	FG-FGA	FT-FTA	FG-FGA	FG-FGA	FT-FTA	Off	Def	Tot							
11	Benton, Antonnio	f	0-0	0-0	0-0	0	0	0	0	0	0	1	0	0	0	4	
21	Bailey, Elgin	c	5-8	0-0	5-8	3	3	6	4	15	1	4	2	0	0	24	
12	Populist, Daron	g	1-5	1-4	0-0	0	0	0	0	3	1	3	0	0	0	28	
20	Patterson, DeShawn	g	0-4	0-2	0-0	0	0	0	1	0	1	3	0	1	0	23	
33	Ochie, Onochie	g	1-4	0-2	0-0	0	1	1	4	2	1	1	1	0	0	14	
01	Nelson, Todd		4-11	4-9	0-0	1	2	3	1	12	2	3	1	0	0	28	
04	Ross, Donovan		0-0	0-0	0-0	0	1	1	0	0	0	1	0	0	0	8	
10	Johnson, Roosevelt		1-2	0-0	0-2	2	3	5	4	2	0	2	0	1	0	21	
22	Campbell, Jeremy		2-5	0-1	0-1	0	3	3	2	4	2	4	0	1	0	21	
25	Petrovic, Jan		0-2	0-2	0-0	4	5	9	1	0	0	3	1	0	0	23	
32	Cooper, Quin		1-2	1-2	2-2	0	0	0	0	5	1	0	0	0	0	6	
	Team					5	2	7									
	Totals		15-43	6-22	7-13	15	20	35	17	43	9	26	5	3	0	200	

FG % 1st Half: 7-23 30.4% 2nd half: 8-20 40.0% Game: 15-43 34.9% Deadball Rebounds 2,2
 3FG % 1st Half: 2-10 20.0% 2nd half: 4-12 33.3% Game: 6-22 27.3%
 FT % 1st Half: 0-4 0.0% 2nd half: 7-9 77.8% Game: 7-13 53.8%

South Carolina 62 • 5-6

##	Player	Total			3-Ptr			Rebounds			PF	TP	A	TO	Blk	Stl	Min
		FG-FGA	FG-FGA	FT-FTA	FG-FGA	FG-FGA	FT-FTA	Off	Def	Tot							
13	GILL, Anthony	f	4-9	2-2	4-6	2	3	5	0	14	1	1	1	1	0	27	
15	COOKE, Malik	f	3-8	1-2	7-8	1	2	3	2	14	3	2	2	4	0	32	
24	HARRIS, Damontre	f	1-2	0-0	1-2	3	4	7	4	3	0	2	1	2	0	22	
30	JACKSON, Lakeem	f	3-8	0-0	0-0	3	3	6	1	6	2	0	0	2	0	22	
05	SMITH, Eric	g	2-4	1-2	2-4	0	0	0	0	7	1	0	0	2	0	19	
01	WILLIAMS, Brenton		1-3	0-1	0-0	0	0	0	0	2	0	0	0	0	0	12	
02	RICHARDSON, Brian		0-1	0-1	0-0	0	0	0	2	0	1	0	0	0	0	8	
23	ELLINGTON, Bruce		1-7	0-3	0-0	0	2	2	2	2	1	2	0	0	0	21	
32	LEONARD, Damien		3-6	2-5	0-2	0	2	2	0	8	0	0	0	0	0	14	
33	SLAWSON, RJ		1-4	0-2	0-0	1	0	1	5	2	0	2	0	0	0	12	
45	GEATHERS, Carlton		1-3	0-0	2-2	4	0	4	2	4	0	1	0	0	0	11	
	Team					3	1	4									
	Totals		20-55	6-18	16-24	17	17	34	18	62	9	10	4	11	0	200	

FG % 1st Half: 7-26 26.9% 2nd half: 13-29 44.8% Game: 20-55 36.4% Deadball Rebounds 4
 3FG % 1st Half: 1-7 14.3% 2nd half: 5-11 45.5% Game: 6-18 33.3%
 FT % 1st Half: 10-18 55.6% 2nd half: 6-6 100.0% Game: 16-24 66.7%

Officials: Gary Maxwell, Michael Stephens, Ron Groover
 Technical fouls: SE Louisiana-TEAM. South Carolina-None.
 Attendance: 7972

Score by periods	1st	2nd	Total
SE Louisiana	16	27	43
South Carolina	25	37	62

Points	In	Off	2nd	Fast	Bench
SE Louisiana	16	6	10	3	23
South Carolina	22	30	15	3	18

Last FG - SLU 2nd-00:25, SC 2nd-01:21.
 Largest lead - SLU None, SC by 25 2nd-01:21.

Score tied - 0 times.
 Lead changed - 0 times.

GAME 12 - SOUTH CAROLINA 57, WOFFORD 45
COLUMBIA, S.C. - DEC. 28, 2011

COLUMBIA, S.C. - South Carolina continued its winning ways after the holiday break with a 57-45 win against in-state foe Wofford (7-6) Wednesday night at the Colonial Life Arena. Bruce Ellington scored a season high 17 points behind a 5-for-6 effort from beyond the arc to pace the Gamecocks (6-6).

Freshman Damien Leonard scored 14 points in 16 minutes of action courtesy of shooting 4-for-6 from 3-point range, and R.J. Slawson added two more 3's as South Carolina had its best outside shooting effort of the season at 55 percent with 11 made 3-pointers.

Sophomore Damontre Harris tied his career high with five blocks. Anthony Gill led all players with eight rebounds on the night, seven on the defensive end.

Despite a first half disadvantage in rebounding with Wofford controlling a 19-9 edge on the boards in the opening 20 minutes, South Carolina used timely shooting from beyond the arc to build and reclaim the lead in the first half. Trailing 19-16 with five minutes remaining in the half, the Gamecocks closed out the break on a 13-2 run highlighted by three consecutive 3's to race to a 29-21 halftime lead.

Wofford closed to within five points twice in the second half and threatened the match at 46-41 with 5:06 remaining, but Leonard and Ellington closed out the game on an 11-2 run to seal the victory. Leonard hit two consecutive 3's followed by a third by Ellington before Leonard hit two free throws for the final points of the game.

Official Basketball Box Score -- Game Totals -- Final Statistics
Wofford vs South Carolina
12/28/11 7 p.m. at Columbia, S.C. (Colonial Life Arena)

Wofford 45 • 7-6

##	Player	Total			3-Ptr			Rebounds			PF	TP	A	TO	Blk	Stl	Min
		FG-FGA	FG-FGA	FT-FTA	FG-FGA	FG-FGA	FT-FTA	Off	Def	Tot							
14	SMITH, Aerris	f	2-5	0-0	0-0	1	2	3	1	4	0	2	0	1	0	17	
21	CROWELL, Drew	f	4-8	0-0	1-2	4	3	7	2	9	2	2	0	0	0	31	
02	COCHRAN, Karl	g	5-10	2-6	0-0	1	2	3	4	12	1	2	0	2	0	30	
10	GILTNER, Kevin	g	4-14	2-10	0-0	2	3	5	0	10	1	1	0	0	0	40	
35	LOESING, Brad	g	3-6	1-2	1-2	1	3	4	2	8	5	4	1	0	0	40	
05	BYRD, Jarell		0-1	0-1	0-0	0	1	1	0	0	1	0	0	0	0	7	
13	WAGENER, Taylor		0-0	0-0	0-0	0	0	0	0	0	0	2	0	0	0	2	
34	SKINNER, Lee		0-6	0-0	2-6	2	3	5	3	2	0	1	0	0	0	24	
53	RINKSALIS, Domas		0-0	0-0	0-0	0	3	3	1	0	0	0	0	1	0	9	
	Team					3	0	3									
	Totals		18-50	5-19	4-10	14	20	34	13	45	10	15	1	4	0	200	

FG % 1st Half: 8-22 36.4% 2nd half: 10-28 35.7% Game: 18-50 36.0% Deadball Rebounds 3,1
 3FG % 1st Half: 2-9 22.2% 2nd half: 3-10 30.0% Game: 5-19 26.3%
 FT % 1st Half: 3-6 50.0% 2nd half: 1-4 25.0% Game: 4-10 40.0%

South Carolina 57 • 6-6

##	Player	Total			3-Ptr			Rebounds			PF	TP	A	TO	Blk	Stl	Min
		FG-FGA	FG-FGA	FT-FTA	FG-FGA	FG-FGA	FT-FTA	Off	Def	Tot							
13	GILL, Anthony	f	1-5	0-1	0-0	1	7	8	1	2	3	3	0	1	0	30	
15	COOKE, Malik	f	1-9	0-2	1-1	1	1	2	2	3	0	1	1	2	0	34	
24	HARRIS, Damontre	f	3-6	0-0	0-0	2	5	7	1	6	3	2	5	2	0	29	
30	JACKSON, Lakeem	f	3-4	0-0	0-3	0	2	2	1	6	4	1	0	0	0	24	
05	SMITH, Eric	g	0-3	0-2	0-0	0	0	0	0	0	1	2	0	0	0	17	
02	RICHARDSON, Brian		0-0	0-0	0-0	0	0	0	0	0	0	0	0	0	0	4	
23	ELLINGTON, Bruce		5-7	5-6	2-2	0	3	3	2	17	1	2	0	0	0	25	
32	LEONARD, Damien		4-7	4-6	2-2	0	0	0	0	14	0	2	0	0	0	16	
33	SLAWSON, RJ		2-3	2-3	1-2	1	0	1	2	7	2	0	1	1	0	16	
45	GEATHERS, Carlton		1-1	0-0	0-0	0	0	0	0	2	0	0	0	0	0	5	
	Team					1	2	3									
	Totals		20-45	11-20	6-10	6	20	26	9	57	14	13	7	6	0	200	

FG % 1st Half: 11-25 44.0% 2nd half: 9-20 45.0% Game: 20-45 44.4% Deadball Rebounds 2,1
 3FG % 1st Half: 6-12 50.0% 2nd half: 5-8 62.5% Game: 11-20 55.0%
 FT % 1st Half: 1-2 50.0% 2nd half: 5-8 62.5% Game: 6-10 60.0%

Officials: Doug Simrons, Ed Corbett, Don Daily
 Technical fouls: Wofford-None. South Carolina-HARRIS, Damontre.
 Attendance: 8152

Score by periods	1st	2nd	Total
Wofford	21	24	45
South Carolina	29	28	57

Points	In	Off	2nd	Fast	Bench
Wofford	18	18	8	6	2
South Carolina	18	11	8	2	40

Last FG - WOF 2nd-01:46, SC 2nd-02:05.
 Largest lead - WOF by 4 1st-06:41, SC by 12 2nd-02:05.

Score tied - 1 time.
 Lead changed - 4 times.

GAME 13 - SOUTH CAROLINA 72, USC UPSTATE 66
COLUMBIA, S.C. - DEC. 31, 2011

COLUMBIA, S.C. - Malik Cooke had his first double-double of the season and scored a career-high 24 points as South Carolina held on to defeat USC Upstate, 72-66, Saturday afternoon in New Years Eve action at the Colonial Life Arena. The win improves the Gamecocks to 7-6 heading into 2012, and the Spartans, in the midst of a seven-game road trip, fall to 8-6.

Cooke added a season-high 10 rebounds to his 24 points and also added three assists to give the Gamecocks three straight wins to close out 2011. It was his second double-double as a Gamecock after transferring from Nevada, besting his 11-point, 11-rebound effort against Arkansas on January 19, 2011.

Sophomore guard Brenton Williams hit double-digits for the first time since the season opener, adding 11 points for the Gamecocks off the back of an 8-for-8 effort from the free throw line. R.J. Slawson continued his strong form with 10 points and eight rebounds on the day. As a team, South Carolina shot 51.1 percent from the field, topping the .500 mark for the third time this season.

The teams traded baskets to start the game with USC Upstate leading 12-11 six minutes in before the Gamecocks raced out on a 15-4 run to put distance between the two teams. The Spartans were not able to cut the deficit for the remainder of the half with the Gamecocks leading by as many as 12 points before taking a 40-31 advantage into the break.

Upstate reclaimed the lead at 47-46 with 12:58 remaining in the game amidst a rash of Gamecock turnovers and missed outside shots. The Gamecocks quickly took the lead back with a pair of free throws by Cooke, and the team never relinquished the lead again. South Carolina stretched its lead to as many as seven points with three minutes remaining, but the Spartans mounted comebacks each time the lead threatened to swell.

After a free throw cut Carolina's lead to two, a tip-in by Damontre Harris with 25 seconds remaining put the Gamecocks ahead 70-66. South Carolina sealed the victory after the Spartans missed a 3-point attempt on their next possession that Cooke rebounded to secure the double-double

GAME 14 - SOUTH CAROLINA 79, SC STATE 51
COLUMBIA, S.C. - JAN. 3, 2012

COLUMBIA, S.C. - South Carolina continued its dominance over in-state foe South Carolina State with a season high 79 points in a 79-51 victory Tuesday night at the Colonial Life Arena. The Gamecocks (8-6) improve to 18-0 all-time against the Bulldogs (4-10) and conclude non-conference play with four straight victories.

All 12 Gamecocks to play in the game scored with Malik Cooke and Damontre Harris leading the team with 11 points each. For the second straight game, RJ Slawson came slightly short of a double-double with his nine-point, nine-rebound effort to go along with career highs of three assists and three steals.

S.C. State freshman Luka Radovic led all scorers with 15 points, but the Gamecocks were able to limit the Bulldogs to 34.6 percent from the field, marking the best defensive effort of the season.

South Carolina raced out to a quick 20-point lead and never looked back. The Gamecocks used balanced scoring in the first half with seven players scoring at least four points and none hitting double-digits as the team coasted to a 45-23 halftime lead on the back of a 58.6 percent shooting effort. The team went 7-of-13 from beyond the arc, the most 3-pointers made in a single half this season, and scored 20 more points in the paint.

The Bulldogs never came closer than 18 points for the remainder of the game as South Carolina stretched its lead to as many as 30 with a 78-48 lead in the final two minutes of the game.

Official Basketball Box Score -- Game Totals -- Final Statistics
USC Upstate vs South Carolina
12/31/11 12 p.m. at Columbia, S.C. (Colonial Life Arena)

USC Upstate 66 • 8-6

#	Player	Total		3-Ptr		Rebounds			PF	TP	A	TO	Blk	Stl	Min
		FG-FGA	FG-FGA	FT-FTA	Off	Def	Tot								
32	ROGERS, Chalmers	f	1-2	0-0	1-2	1	1	2	4	3	1	1	0	0	16
05	GREENE, Ty	g	4-10	3-8	0-0	1	0	1	0	11	2	1	0	1	35
12	GLENN, Ricardo	g	3-11	0-1	1-4	5	3	8	3	7	3	0	0	0	24
23	CRAIG, Torrey	g	7-13	4-8	2-3	1	3	4	4	20	2	2	0	1	32
31	BLESSING, Mario	g	3-7	1-3	2-2	1	3	4	3	9	2	0	0	2	27
13	MILLER, Fred	g	0-1	0-0	0-0	0	0	0	1	0	0	0	0	0	4
15	RODGERS, Adrian	g	3-6	0-0	1-3	0	1	1	2	7	0	1	0	1	21
24	MAXEY, Jodd	g	4-10	0-0	1-1	4	3	7	5	9	2	2	1	4	21
30	ELAM, Rob	g	0-0	0-0	0-0	0	0	0	2	0	0	0	0	0	2
33	COOK, Carter	g	0-0	0-0	0-0	0	0	0	0	0	0	0	0	0	2
34	OLUMUYIWA, Babatund	g	0-3	0-0	0-0	0	1	1	0	0	0	1	1	1	16
Team						3	0	3							
Totals			25-63	8-20	8-15	16	15	31	24	66	12	8	2	10	200

FG % 1st Half: 14-33 42.4% 2nd half: 11-30 36.7% Game: 25-63 39.7%
 3FG % 1st Half: 3-8 37.5% 2nd half: 5-12 41.7% Game: 8-20 40.0%
 FT % 1st Half: 0-2 0.0% 2nd half: 8-13 61.5% Game: 8-15 53.3%

Deadball Rebounds 3,1

South Carolina 72 • 7-6

#	Player	Total		3-Ptr		Rebounds			PF	TP	A	TO	Blk	Stl	Min
		FG-FGA	FG-FGA	FT-FTA	Off	Def	Tot								
13	GILL, Anthony	f	3-7	0-1	2-4	0	1	1	2	8	1	3	0	0	23
15	COOKE, Malik	f	8-15	0-2	8-11	4	6	10	1	24	3	1	1	0	37
24	HARRIS, Damontre	f	1-4	0-0	0-0	1	4	5	4	2	2	0	3	2	28
30	JACKSON, Lakeem	f	1-1	0-0	1-4	0	2	2	0	3	1	3	0	1	15
05	SMITH, Eric	g	2-4	0-1	1-1	0	0	0	5	5	1	4	0	0	19
01	WILLIAMS, Brenton	g	1-6	1-3	8-8	0	0	0	1	11	1	2	0	1	20
02	RICHARDSON, Brian	g	2-2	2-2	0-0	0	1	1	1	6	0	0	0	0	18
32	LEONARD, Damien	g	0-0	0-0	1-2	0	3	3	1	1	0	0	0	0	12
33	SLAWSON, RJ	g	4-5	1-2	1-2	3	5	8	3	10	0	1	2	0	25
45	GEATHERS, Carlton	g	1-1	0-0	0-0	1	1	2	0	2	0	0	0	0	3
Team						2	3	5							
Totals			23-45	4-11	22-32	11	26	37	18	72	9	14	6	4	200

FG % 1st Half: 15-25 60.0% 2nd half: 8-20 40.0% Game: 23-45 51.1%
 3FG % 1st Half: 2-7 28.6% 2nd half: 2-4 50.0% Game: 4-11 36.4%
 FT % 1st Half: 8-11 72.7% 2nd half: 14-21 66.7% Game: 22-32 68.8%

Deadball Rebounds 5

Officials: Joe Lindsay, Mike Nance, Les Jones
 Technical fouls: USC Upstate-None. South Carolina-None.
 Attendance: 6876

Score by periods	1st	2nd	Total
USC Upstate	31	35	66
South Carolina	40	32	72

Points	In	Off	2nd	Fast	Bench
UPST	28	19	17	8	16
SC	32	10	16	6	30

Last FG - UPST 2nd-02:46, SC 2nd-00:25.
 Largest lead - UPST by 3 1st-19:06, SC by 12 1st-04:00.

Score tied - 6 times.
 Lead changed - 7 times.

Official Basketball Box Score -- Game Totals -- Final Statistics
SC State vs South Carolina
1/3/12 7 p.m. at Columbia, S.C. (Colonial Life Arena)

SC State 51 • 4-10

#	Player	Total		3-Ptr		Rebounds			PF	TP	A	TO	Blk	Stl	Min
		FG-FGA	FG-FGA	FT-FTA	Off	Def	Tot								
05	SANDERS, Omar	f	1-4	0-1	2-6	1	2	3	4	4	0	3	1	3	27
33	RADOVIC, Luka	f	6-10	0-0	3-4	3	1	4	2	15	0	0	0	0	34
01	TOOMBS, Khalif	g	3-8	0-1	3-4	0	1	1	1	9	4	2	0	1	36
02	RILEY, Brandon	g	2-10	0-2	0-0	0	0	0	0	4	2	4	0	0	22
23	MARTIN, Aaron	g	3-7	2-6	1-4	3	6	9	2	9	1	3	0	1	35
00	IKHINMWIN, Joe	g	0-1	0-0	0-0	0	0	0	2	0	0	2	0	0	12
14	BARBER, Shaquil	g	0-2	0-0	2-2	1	1	2	1	2	0	1	1	0	7
15	JOINT, Denim	g	3-10	1-5	1-3	5	5	10	1	8	4	2	3	0	27
Team						2	3	5							
Totals			18-52	3-15	12-23	15	19	34	13	51	11	17	5	5	200

FG % 1st Half: 10-26 38.5% 2nd half: 8-26 30.8% Game: 18-52 34.6%
 3FG % 1st Half: 0-2 0.0% 2nd half: 3-13 23.1% Game: 3-15 20.0%
 FT % 1st Half: 3-9 33.3% 2nd half: 9-14 64.3% Game: 12-23 52.2%

Deadball Rebounds 4,1

South Carolina 79 • 8-6

#	Player	Total		3-Ptr		Rebounds			PF	TP	A	TO	Blk	Stl	Min
		FG-FGA	FG-FGA	FT-FTA	Off	Def	Tot								
13	GILL, Anthony	f	2-3	0-0	2-2	1	4	5	4	6	1	2	2	1	20
15	COOKE, Malik	f	3-6	1-1	4-4	2	2	4	3	11	2	0	0	2	21
24	HARRIS, Damontre	f	4-9	0-0	3-3	1	5	6	4	11	0	3	1	0	21
30	JACKSON, Lakeem	f	3-4	0-0	0-1	2	3	5	2	6	3	1	2	2	32
05	SMITH, Eric	g	3-5	2-3	0-0	0	2	2	1	8	2	2	0	0	16
01	WILLIAMS, Brenton	g	1-3	0-2	1-2	0	0	0	0	3	2	0	0	1	11
02	RICHARDSON, Brian	g	1-4	0-2	0-0	0	0	0	0	2	0	2	0	1	11
12	PHILLIPS, Shane	g	0-3	0-2	1-2	0	0	0	0	1	0	1	0	0	2
23	ELLINGTON, Bruce	g	3-5	3-3	0-0	0	0	0	0	9	1	0	0	0	13
32	LEONARD, Damien	g	3-6	3-6	0-0	0	1	1	1	9	2	1	0	1	17
33	SLAWSON, RJ	g	3-5	2-4	1-2	7	7	14	1	9	3	0	0	3	24
45	GEATHERS, Carlton	g	2-3	0-0	0-0	1	1	2	4	4	1	1	1	0	12
Team						1	1	2							
Totals			28-56	11-23	12-16	10	26	36	20	79	17	13	6	11	200

FG % 1st Half: 17-29 58.6% 2nd half: 11-27 40.7% Game: 28-56 50.0%
 3FG % 1st Half: 7-13 53.8% 2nd half: 4-10 40.0% Game: 11-23 47.8%
 FT % 1st Half: 4-6 66.7% 2nd half: 8-10 80.0% Game: 12-16 75.0%

Deadball Rebounds 2

Officials: Doug Shows, Michael Stephens, Mike Roberts
 Technical fouls: SC State-RADOVIC, Luka. South Carolina-HARRIS, Damontre.
 Attendance: 6557

Score by periods	1st	2nd	Total
SC State	23	28	51
South Carolina	45	34	79

Points	In	Off	2nd	Fast	Bench
SCSU	16	7	12	6	10
SC	32	19	6	6	37

Last FG - SCSU 2nd-02:26, SC 2nd-01:42.
 Largest lead - SCSU None, SC by 30 2nd-01:42.

Score tied - 1 time.
 Lead changed - 0 times.

GAME 15 - SOUTH CAROLINA 64, #2 KENTUCKY 79
LEXINGTON, KY. - JAN. 7, 2012

LEXINGTON, Ky. - A strong second half wasn't enough for South Carolina to offset a cold shooting effort in the first half as No. 2 Kentucky took the SEC opener for both teams, 79-64, at Rupp Arena on Saturday.

South Carolina (8-7, 0-1 SEC) was led by freshman guard Damien Leonard's 15 points, while freshman forward Anthony Gill tallied 10, senior forward Malik Cooke added 11 and sophomore forward Damontre Harris contributed 10. Gill also pulled down a team-high seven rebounds, while Cooke and sophomore forward RJ Slawson both collected six.

Kentucky's (15-1, 1-0 SEC) Terrence Jones led all scorers with 20 points, while freshman forward Anthony Davis tallied 12 points and 10 rebounds for a double-double. The game was the third this season for South Carolina against an opponent ranked in the top two in the nation, as the Gamecocks also faced then-No. 1 North Carolina and then-No. 2 Ohio State.

South Carolina out-rebounded the Wildcats, 32-30, including a 16-7 advantage on the offensive glass, which led to 15 second-chance points for the Gamecocks. South Carolina's bench contributed 28 points, and the Gamecocks tallied 16 points off of Kentucky turnovers.

Despite a cold shooting effort in the first half, South Carolina collected 10 offensive rebounds in the set. The Gamecocks jumped out to a quick 4-0 lead on a dunk by Harris and layup by Gill, but UK would outscore the Gamecocks 9-3 over the course of the next five minutes to hold a 9-7 lead with 14:38 remaining in the opening half.

With a 21-17 lead, Kentucky ended the first half on a 13-1 run to push the advantage into double digits at 34-18 at the halftime break. South Carolina hit just 25 percent from the floor (8-32) in the first half.

The Gamecocks found an offensive rhythm in the second half, eventually holding a 46-45 advantage during the set, hitting 53.1 percent (17-32). Leonard scored all but three of his points in the half, connecting on four shots, including two 3s and a pair of free throws.

Kentucky lengthened its lead to open the half, but Slawson hit a 3 with 11:58 on the clock, and Leonard added two from 3-point range over the course of the next two minutes to pull the Gamecocks within 13 at 58-45.

UK's Kidd-Gilchrist would add a dunk and two free throws, but a 3 by sophomore guard Bruce Ellington and a jumper by Leonard pulled the Gamecocks within 12 with just under eight minutes remaining in the contest.

The Gamecocks followed with a turnover and missed shots, which allowed the Wildcats to hold the lead and close the 79-64 victory.

Official Basketball Box Score -- Game Totals -- Final Statistics
South Carolina vs Kentucky
01/07/12 4:00 pm at Rupp Arena - Lexington, KY

South Carolina 64 • 8-7, 0-1

##	Player	Total			3-Ptr			Rebounds			PF	TP	A	TO	Blk	Stl	Min
		FG-FGA	FG-FGA	FT-FTA	FG-FGA	FG-FGA	FT-FTA	Off	Def	Tot							
13	GILL, Anthony	f	4-11	0-1	2-2	3	4	7	4	10	0	2	0	3	30		
15	COOKE, Malik	f	5-14	0-2	1-2	2	4	6	1	11	3	1	0	1	38		
24	HARRIS, Damontre	f	4-5	0-0	2-2	2	1	3	4	10	1	0	2	1	23		
30	JACKSON, Lakeem	f	1-3	0-0	0-0	3	0	3	0	2	0	1	0	0	15		
05	SMITH, Eric	g	1-4	1-2	0-0	0	3	3	0	3	1	1	0	0	12		
02	RICHARDSON, Brian		0-2	0-2	0-0	0	0	0	1	0	0	0	0	1	5		
23	ELLINGTON, Bruce		3-13	1-8	1-2	1	1	2	1	8	4	0	0	1	29		
32	LEONARD, Damien		5-8	3-6	2-2	0	2	2	3	15	0	3	0	0	24		
33	SLAWSON, RJ		2-4	1-1	0-0	5	1	6	4	5	1	1	1	1	19		
45	GEATHERS, Carlton		0-0	0-0	0-0	0	0	0	0	0	0	1	0	0	5		
Team						0	0	0	0	0	0	1	0	0	2		
Totals			25-64	6-22	8-10	16	16	32	18	64	10	12	3	8	200		

FG % 1st Half: 8-32 25.0% 2nd half: 17-32 53.1% Game: 25-64 39.1%
 3FG % 1st Half: 1-10 10.0% 2nd half: 5-12 41.7% Game: 6-22 27.3%
 FT % 1st Half: 1-2 50.0% 2nd half: 7-8 87.5% Game: 8-10 80.0%

Kentucky 79 • 15-1, 1-0

##	Player	Total			3-Ptr			Rebounds			PF	TP	A	TO	Blk	Stl	Min
		FG-FGA	FG-FGA	FT-FTA	FG-FGA	FG-FGA	FT-FTA	Off	Def	Tot							
03	Jones, Terrence	f	8-9	1-2	3-5	2	1	3	2	20	1	4	0	0	32		
14	Kidd-Gilchrist, M.	f	3-5	0-1	3-4	2	4	6	0	9	2	3	1	0	37		
23	Davis, Anthony	f	5-10	0-0	2-2	2	8	10	2	12	0	1	7	2	30		
20	Lamb, Doron	g	3-5	2-3	2-2	0	3	3	2	10	2	1	0	0	28		
25	Teague, Marquis	g	6-10	1-1	4-5	0	3	3	1	17	4	2	0	1	36		
01	Miller, Darius		1-6	0-2	2-2	0	1	1	3	4	4	2	0	0	19		
30	Vargas, Eloy		1-1	0-0	0-2	0	0	0	0	2	0	0	0	1	10		
33	Wiltjer, Kyle		2-3	1-2	0-0	0	1	1	1	5	0	1	0	0	8		
Team						1	2	3									
Totals			29-49	5-11	16-22	7	23	30	11	79	13	15	8	4	200		

FG % 1st Half: 13-23 56.5% 2nd half: 16-26 61.5% Game: 29-49 59.2%
 3FG % 1st Half: 2-5 40.0% 2nd half: 3-6 50.0% Game: 5-11 45.5%
 FT % 1st Half: 6-9 66.7% 2nd half: 10-13 76.9% Game: 16-22 72.7%

Officials: Joe Lindsay, Tom Eades, Patrick Evans
 Technical fouls: South Carolina-None. Kentucky-None.
 Attendance: 24219

Score by periods	1st	2nd	Total	Points	In	Off	2nd	Fast	Bench
South Carolina	18	46	64	SC	26	16	15	0	28
Kentucky	34	45	79	UK	48	10	4	12	11

Last FG - SC 2nd-00:19, UK 2nd-01:27. Score tied - 1 time.
 Largest lead - SC by 4 1st-18:38, UK by 21 2nd-12:53. Lead changed - 1 time.

GAME 16 - SOUTH CAROLINA 57, VANDERBILT 67
COLUMBIA, S.C. - JAN. 10, 2012

COLUMBIA, S.C. - South Carolina sophomore Damontre Harris earned his first career double-double, but it wasn't enough to offset a cold first half from the field for the Gamecocks as South Carolina (8-8, 0-2 SEC) dropped a 67-57 decision to Vanderbilt (12-4, 2-0 SEC) Tuesday at Colonial Life Arena.

Harris tied his career high 10 rebounds to go with 11 points to earn his first double-double as a Gamecock. Classmate Bruce Ellington added a game-high and season-high 20 points. Senior Malik Cooke contributed nine points, and Anthony Gill put up eight points in the effort.

South Carolina was held to 5-of-26 from the field in the opening period, but rebounded to shoot 17-of-27 in the second half, a .629 clip.

It was a slow first half for both teams in a game that was nationally televised live on ESPN. Midway through the period, the teams were deadlocked at 8-8 before the Commodores took a 14-4 run over the final 10 minutes to head into the break with a 22-12 lead, the first double-digit margin of the game for either team.

With the lead remaining constant to the start the second half, Vanderbilt hit four 3's in a row in a three-minute span to stretch the lead out to 46-25. The teams proceeded to rotate buckets as Vanderbilt pushed its lead to 67-43 before the Gamecocks went on an 14-0 run over the final four minutes of the game highlighted by three consecutive 3's courtesy of Ellington and Brian Richardson.

Official Basketball Box Score -- Game Totals -- Final Statistics
Vanderbilt vs South Carolina
1/10/12 9 p.m. at Columbia, S.C. (Colonial Life Arena)

Vanderbilt 67 • 12-4, 2-0

##	Player	Total			3-Ptr			Rebounds			PF	TP	A	TO	Blk	Stl	Min
		FG-FGA	FG-FGA	FT-FTA	FG-FGA	FG-FGA	FT-FTA	Off	Def	Tot							
03	EZELI, Festus	c	1-1	0-0	0-0	1	1	2	5	2	1	1	1	0	18		
01	TINSLEY, Brad	g	4-5	3-4	2-2	0	0	0	1	13	9	2	0	0	29		
05	GOULBOURNE, Lance	g	2-6	0-1	4-4	3	7	10	3	8	0	2	1	1	21		
23	JENKINS, John	g	5-10	4-8	0-0	1	2	3	0	14	3	4	0	1	30		
44	TAYLOR, Jeffery	g	4-6	3-4	0-0	0	3	3	2	11	3	4	0	1	32		
02	JOHNSON, Kedren		0-3	0-1	0-0	0	2	2	0	0	0	0	0	0	11		
11	FULLER, Kyle		0-1	0-0	0-0	0	1	1	0	0	0	2	0	0	3		
24	PARKER, Dai-Jon		1-1	1-1	0-0	0	1	1	0	3	2	0	0	0	15		
33	TCHIENGANG, Steve		4-5	0-1	2-2	0	1	1	3	10	0	1	0	1	19		
34	MOATS, Shelby		0-0	0-0	0-0	0	0	0	0	0	0	0	0	0	3		
45	ODOM, Rod		2-2	2-2	0-0	0	0	0	1	6	1	1	0	0	19		
Team						2	2	4							1		
Totals			23-40	13-22	8-8	7	20	27	15	67	19	18	2	4	200		

FG % 1st Half: 8-15 53.3% 2nd half: 15-25 60.0% Game: 23-40 57.5%
 3FG % 1st Half: 4-7 57.1% 2nd half: 9-15 60.0% Game: 13-22 59.1%
 FT % 1st Half: 2-2 100.0% 2nd half: 6-6 100.0% Game: 8-8 100.0%

South Carolina 57 • 8-8, 0-2

##	Player	Total			3-Ptr			Rebounds			PF	TP	A	TO	Blk	Stl	Min
		FG-FGA	FG-FGA	FT-FTA	FG-FGA	FG-FGA	FT-FTA	Off	Def	Tot							
13	GILL, Anthony	f	3-7	0-2	2-2	2	2	4	0	8	0	1	0	0	28		
15	COOKE, Malik	f	4-11	1-2	0-0	1	2	3	2	9	0	2	1	3	35		
24	HARRIS, Damontre	f	4-7	0-0	3-4	7	3	10	2	11	0	3	1	1	31		
30	JACKSON, Lakeem	f	1-5	0-0	1-2	1	1	2	1	3	0	1	0	0	18		
05	SMITH, Eric	g	0-4	0-2	0-0	0	0	0	0	0	1	1	0	0	16		
01	WILLIAMS, Brenton		0-0	0-0	0-0	0	0	0	0	0	0	0	0	0	3		
02	RICHARDSON, Brian		2-3	2-3	0-0	0	0	0	2	6	0	0	0	0	10		
23	ELLINGTON, Bruce		8-12	1-2	3-3	0	0	0	2	20	3	0	0	0	24		
32	LEONARD, Damien		0-4	0-2	0-0	0	0	0	0	0	0	1	0	1	13		
33	SLAWSON, RJ		0-0	0-0	0-0	0	1	1	2	0	0	0	0	2	19		
45	GEATHERS, Carlton		0-0	0-0	0-0	0	0	0	0	0	0	0	0	2	3		
Team						1	0	1									
Totals			22-53	4-13	9-11	12	9	21	11	57	4	9	2	9	200		

FG % 1st Half: 5-26 19.2% 2nd half: 17-27 63.0% Game: 22-53 41.5%
 3FG % 1st Half: 0-8 0.0% 2nd half: 4-5 80.0% Game: 4-13 30.8%
 FT % 1st Half: 2-4 50.0% 2nd half: 7-7 100.0% Game: 9-11 81.8%

Officials: Antinio Petty, Jamie Luckie, Ed Corbett
 Technical fouls: Vanderbilt-None. South Carolina-None.
 Attendance: 8353

Score by periods	1st	2nd	Total	Points	In	Off	2nd	Fast	Bench
Vanderbilt	22	45	67	VANDY	14	9	12	8	19
South Carolina	12	45	57	SC	24	14	14	2	26

Last FG - VANDY 2nd-03:49, SC 2nd-00:10. Score tied - 2 times.
 Largest lead - VANDY by 24 2nd-03:49, SC by 2 1st-19:32. Lead changed - 3 times.

GAME 17 - SOUTH CAROLINA 65, NO. 19/19 FLORIDA 79
COLUMBIA, S.C. - JAN. 14, 2012

COLUMBIA, S.C. - South Carolina dropped a 79-65 decision to No. 19 Florida in SEC action at the Colonial Life Arena Saturday night. South Carolina falls to 8-9 (0-3 SEC) while Florida improves to 14-4 (2-1 SEC).

South Carolina sophomore Bruce Ellington knocked down a game-high 17 points in his first start of the season, and Malik Cooke added 10 points and seven rebounds. Six of the seven Gators to score on the night hit double figures scoring in the game.

The two teams played to a near even first half that saw South Carolina shoot 60 percent and Florida shoot 54.5 percent from the field. The Gators made six 3's in the opening 10 minutes of the game to push out to a 26-18 lead, but the Gamecocks fought back with an 11-4 run to cut the score to 30-29 with five minutes remaining.

The teams swapped leads for the remainder of the half until Brenton William's three-pointer with 46 seconds remaining gave the Gamecocks a four-point lead en route to a 41-40 advantage going into the break.

Florida opened the second half on an 18-3 run with South Carolina having difficulty finding the shooting touch that helped it gain the lead in the first half. After hitting 15-of-24 shots in the first half, the Gamecocks were held to 8-of-31 (25.8 percent) in the second half. Florida pushed its lead to as many as 17 points with a 71-54 lead before South Carolina shot its way back for the second consecutive game, but the Gamecocks couldn't push the game closer than 10 as Florida took the 79-65 victory.

GAME 18 - SOUTH CAROLINA 52, AUBURN 63
AUBURN, ALA. - JAN.21, 2012

AUBURN, Ala. - The South Carolina men's basketball team suffered a 63-52 loss at Auburn on Saturday in SEC action. South Carolina falls to 8-10, 0-4 SEC, while Auburn improves to 12-7, 2-3 in conference play.

Freshman forward Anthony Gill and sophomore guard Bruce Ellington led the Gamecocks with nine points each, while sophomore forward Damontre Harris contributed six points, a team high seven rebounds and a career high six blocks.

The Gamecocks shot 40.8 percent overall in the game, hitting 20-of-49 attempts, while Auburn hit 44 percent (22-50) of its attempts. Junior guard Frankie Sullivan led the Tigers with a game high 22 points, while senior forward Kenny Gabriel added 16 and four blocks.

Turnovers plagued the Gamecocks in the contest, as the squad committed 23 against just 14 by Auburn. The Tigers scored 28 points off of turnovers in the contest.

South Carolina was down 6-2 early in the opening half, but battled back with just under 11 minutes remaining before halftime to take a 14-12 lead on a 3 by freshman guard Damien Leonard. The team's traded baskets through the middle part of the set, before the Gamecocks extended their lead to 26-21 on a layup by Ellington with 1:37 remaining.

Sullivan sank a 3 with 21 seconds remaining before half, but RJ Slawson answered for South Carolina on the opposite end, hitting a jumper as time expired to send Carolina into the locker room with a 28-24 advantage at the half.

Sullivan hit two free throws to open the second half, before South Carolina freshman forward Anthony Gill, who played just eight minutes in the first half due to foul trouble, followed with a layup to push the score to 30-26 South Carolina with 18:54 remaining.

Gabriel scored the next six Auburn points over the next four minutes, as the Tigers regained the lead at 32-30 with 15:42 on the clock. Auburn would never give up the lead the remainder of the half and the Tigers outscored the Gamecocks 39-24 in the set to close the 63-52 victory.

Official Basketball Box Score -- Game Totals -- Final Statistics
Florida vs South Carolina
1/14/12 7 p.m. at Columbia, S.C. (Colonial Life Arena)

Florida 79 • 14-4, 2-1 SEC

##	Player	Total			3-Ptr			Rebounds			PF	TP	A	TO	Blk	Stl	Min
		FG-FGA	FG-FGA	FT-FTA	FG-FGA	FG-FGA	FT-FTA	Off	Def	Tot							
15	Yeguete, Will	f	6-6	0-0	2-4	4	4	8	2	14	2	0	1	0	30		
33	Murphy, Erik	f	3-7	1-3	4-4	0	2	2	4	11	4	2	1	1	30		
01	Boynton, Kenny	g	5-13	4-7	1-2	1	2	3	0	15	3	1	0	1	34		
11	Walker, Erving	g	3-5	3-4	2-2	0	0	0	2	11	7	2	0	0	33		
23	Beal, Bradley	g	3-7	2-5	6-7	0	4	4	3	14	1	0	0	1	31		
03	Rosario, Mike	g	3-6	2-4	2-2	0	2	2	1	10	2	3	0	1	19		
04	Young, Patric	g	2-2	0-0	0-0	1	2	3	4	4	0	0	1	0	13		
05	Wilbekin, Scottie	g	0-1	0-1	0-0	0	2	2	1	0	0	0	0	0	5		
24	Prather, Casey	g	0-0	0-0	0-0	0	0	0	0	0	0	2	0	0	2		
34	Larson, Cody	g	0-0	0-0	0-0	0	0	0	0	0	0	0	0	0	3		
Team						1	0	1									
Totals			25-47	12-24	17-21	7	18	25	17	79	19	10	3	4	200		

FG % 1st Half: 12-22 54.5% 2nd half: 13-25 52.0% Game: 25-47 53.2% Deadball Rebounds 3.2
 3FG % 1st Half: 8-14 57.1% 2nd half: 4-10 40.0% Game: 12-24 50.0%
 FT % 1st Half: 8-10 80.0% 2nd half: 9-11 81.8% Game: 17-21 81.0%

South Carolina 65 • 8-9, 0-3 SEC

##	Player	Total			3-Ptr			Rebounds			PF	TP	A	TO	Blk	Stl	Min
		FG-FGA	FG-FGA	FT-FTA	FG-FGA	FG-FGA	FT-FTA	Off	Def	Tot							
13	GILL, Anthony	f	2-5	1-4	3-4	1	2	3	4	8	0	3	0	0	20		
15	COOKE, Malik	f	4-10	0-2	2-3	5	2	7	3	10	2	2	0	2	37		
24	HARRIS, Damontre	f	3-3	0-0	3-4	3	3	6	4	9	1	2	0	1	23		
02	RICHARDSON, Brian	g	3-8	1-4	0-0	1	0	1	2	7	0	1	0	0	21		
23	ELLINGTON, Bruce	g	6-14	4-6	1-2	2	1	3	3	17	3	1	0	0	28		
01	WILLIAMS, Brenton	g	3-8	3-7	0-0	1	1	2	1	9	0	1	0	0	14		
05	SMITH, Eric	g	0-0	0-0	0-0	0	0	0	0	0	1	1	0	0	2		
30	JACKSON, Lakeem	g	0-1	0-0	0-0	0	2	2	2	0	0	0	0	0	8		
32	LEONARD, Damien	g	0-1	0-0	0-0	0	1	1	0	0	0	0	0	0	13		
33	SLAWSON, RJ	g	2-4	0-1	1-1	1	2	3	2	5	0	1	0	1	23		
45	GEATHERS, Carlton	g	0-1	0-0	0-0	0	0	0	1	0	0	0	1	0	11		
Team						0	2	2									
Totals			23-55	9-24	10-14	14	16	30	22	65	7	12	1	4	200		

FG % 1st Half: 15-24 62.5% 2nd half: 8-31 25.8% Game: 23-55 41.8% Deadball Rebounds 2
 3FG % 1st Half: 6-11 54.5% 2nd half: 3-13 23.1% Game: 9-24 37.5%
 FT % 1st Half: 5-5 100.0% 2nd half: 5-9 55.6% Game: 10-14 71.4%

Officials: Joe Lindsay, Mark Whitehead, Ron Groover
 Technical fouls: Florida-None. South Carolina-None.
 Attendance: 11308

Score by periods	1st	2nd	Total
Florida	40	39	79
South Carolina	41	24	65

Last FG - UF 2nd-00:30, SC 2nd-00:14. Score tied - 3 times.
 Largest lead - UF by 17 2nd-02:55, SC by 4 1st-00:46. Lead changed - 6 times.

Official Basketball Box Score -- Game Totals -- Final Statistics
South Carolina vs Auburn
01/21/12 12:30 p.m. at Auburn, Ala.

South Carolina 52 • 8-10, 0-4

##	Player	Total			3-Ptr			Rebounds			PF	TP	A	TO	Blk	Stl	Min
		FG-FGA	FG-FGA	FT-FTA	FG-FGA	FG-FGA	FT-FTA	Off	Def	Tot							
13	GILL, Anthony	f	4-9	0-1	1-1	1	2	3	3	9	0	3	0	0	21		
15	COOKE, Malik	f	2-7	0-3	2-3	2	3	5	4	6	1	6	1	1	33		
24	HARRIS, Damontre	f	3-5	0-0	0-0	3	4	7	1	6	0	5	6	2	37		
02	RICHARDSON, Brian	g	0-1	0-1	2-2	0	1	1	1	2	0	1	0	0	17		
23	ELLINGTON, Bruce	g	4-14	1-5	0-0	0	3	3	2	9	4	5	0	2	37		
01	WILLIAMS, Brenton	g	2-4	2-3	0-0	1	0	1	2	6	0	0	0	1	9		
05	SMITH, Eric	g	0-0	0-0	0-0	0	0	0	0	0	0	0	0	0	1		
30	JACKSON, Lakeem	g	1-3	0-0	0-0	1	0	1	1	2	3	0	0	2	13		
32	LEONARD, Damien	g	2-3	2-3	0-0	1	1	2	1	6	0	1	0	1	15		
33	SLAWSON, RJ	g	2-3	1-2	0-0	0	0	0	0	5	0	2	0	1	14		
45	GEATHERS, Carlton	g	0-0	0-0	1-2	0	1	1	0	1	0	0	0	0	3		
Team						3	2	5									
Totals			20-49	6-18	6-8	12	17	29	15	52	8	23	7	10	200		

FG % 1st Half: 10-23 43.5% 2nd half: 10-26 38.5% Game: 20-49 40.8% Deadball Rebounds 3.1
 3FG % 1st Half: 3-6 50.0% 2nd half: 3-12 25.0% Game: 6-18 33.3%
 FT % 1st Half: 5-6 83.3% 2nd half: 1-2 50.0% Game: 6-8 75.0%

Auburn 63 • 12-7, 2-3

##	Player	Total			3-Ptr			Rebounds			PF	TP	A	TO	Blk	Stl	Min
		FG-FGA	FG-FGA	FT-FTA	FG-FGA	FG-FGA	FT-FTA	Off	Def	Tot							
22	Gabriel, Kenny	f	7-15	1-3	1-4	2	5	7	2	16	1	0	4	0	32		
41	Chubb, Rob	c	0-2	0-0	1-2	4	3	7	2	1	3	2	0	0	28		
00	Langford, Josh	g	0-4	0-1	0-0	1	0	1	3	0	1	0	0	0	21		
11	Wallace, Josh	g	1-2	0-0	2-2	0	0	0	1	4	3	1	0	1	22		
23	Sullivan, Frankie	g	6-15	4-11	6-6	2	2	4	0	22	2	3	0	0	33		
01	Ward, Varez	g	3-4	1-2	1-2	0	3	3	2	8	2	4	1	2	20		
02	Payne, Allen	g	1-1	0-0	0-0	0	1	1	0	2	0	0	0	3	11		
03	Denson, Chris	g	3-5	1-1	0-0	0	0	0	0	7	2	2	1	1	19		
45	Forbes, Adrian	g	1-2	0-0	1-2	2	2	4	3	3	0	2	0	1	11		
50	Kouassi, Willy	g	0-0	0-0	0-0	0	0	0	0	0	0	0	0	0	3		
Team						1	0	1									
Totals			22-50	7-18	12-18	12	16	28	13	63	14	14	6	7	200		

FG % 1st Half: 9-21 42.9% 2nd half: 13-29 44.8% Game: 22-50 44.0% Deadball Rebounds 4
 3FG % 1st Half: 5-10 50.0% 2nd half: 2-8 25.0% Game: 7-18 38.9%
 FT % 1st Half: 1-4 25.0% 2nd half: 11-14 78.6% Game: 12-18 66.7%

Officials: Ted Valentine, Bruce Benedict, Tracy Woodson
 Technical fouls: South Carolina-None. Auburn-None.
 Attendance: 8329
 *AU's Frankie Sullivan ties his season-hi with 22 pts.

Score by periods	1st	2nd	Total
South Carolina	28	24	52
Auburn	24	39	63

Last FG - SC 2nd-00:33, AU 2nd-04:28. Score tied - 4 times.
 Largest lead - SC by 6 1st-06:08, AU by 17 2nd-04:28. Lead changed - 6 times.

GAME 19 - SOUTH CAROLINA 56, ALABAMA 54 COLUMBIA, S.C. - JAN. 25, 2012

COLUMBIA, S.C. - The South Carolina men's basketball team earned their first conference victory of the season over Alabama, 56-54, in SEC action on Wednesday night at Colonial Life Arena. The grinding game featured 13 ties and 11 lead changes. The final lead change occurred when Bruce Ellington broke a 54-54 tie on a driving layup with one second to go to give the Gamecocks the win.

The Gamecocks (9-10, 1-4) were led by three players in double figures. Senior forward Malik Cooke netted 18 points and pulled in five rebounds. Sophomore guard Bruce Ellington and sophomore forward Damontre Harris both added 12 points to the winning effort. Freshman forward Anthony Gill tied a season and career high with nine rebounds. Sophomore forward R.J. Slawson also grabbed nine boards.

The Crimson Tide (13-7, 2-4) also had three players in double figures - freshman guard Levi Randolph with 12, junior forward Tony Mitchell with 11, and freshman forward Nick Jacobs with 10. Mitchell came down with 8 rebounds, as did junior guard Andrew Steele.

Alabama rushed out to an early 5-0 lead, but Cooke scored the next eight points to give South Carolina an early 8-5 lead. After gaining the upper hand, the Gamecocks stayed ahead for a long stretch of the first half. Twice, the Gamecocks built a lead of four during the middle stretch, one time after back-to-back Ellington three pointers, but could not pull ahead by more. The close action saw the lead change three times in the last 4:19 of the first half. The first time, Alabama's Randolph drained a three pointer to make the score 24-23. Ellington reclaimed the advantage for the Gamecocks with a driving layup and Cooke extended the margin to three with a pair of free throws. The final lead change gave the Crimson Tide a 29-27 advantage going into the locker room after another Randolph three-pointer and two free throws by Green.

The second half featured more back and forth action. Again with neither team able to build a lead. Again, the Gamecocks built a four point margin, but could not pull away. Throughout the game, Alabama made an effort to work the shot clock down to the final seconds on many possessions.

After scoring only two points after his initial run to begin the game, Cooke went on another offensive burst scoring three straight South Carolina baskets midway through the second half.

The pivotal play occurred with under a minute to play and the score knotted at 54 apiece. Ellington tipped the ball away from Alabama and to Cooke with 26 seconds remaining to set up a shot to take the lead. Ellington drove to the basket and laid the ball in with one second on the clock to put the Gamecocks up 56-54. Alabama got the ball to senior forward JaMychal Green on the inbound pass, but his jumper fell short at the buzzer.

Official Basketball Box Score -- Game Totals -- Final Statistics Alabama vs South Carolina 1/25/12 8 p.m. at Columbia, S.C. (Colonial Life Arena)

Alabama 54 • 13-7, 2-4 SEC

#	Player	Total		3-Ptr		Rebounds			PF	TP	A	TO	Blk	Stl	Min
		FG-FGA	FG-FGA	FT-FTA	Off	Def	Tot								
01	Green, JaMychal	f	2-4	0-0	2-2	0	4	4	3	6	1	2	3	0	22
05	Mitchell, Tony	f	5-12	1-4	0-0	3	5	8	4	11	2	4	1	0	27
15	Jacobs, Nick	f	4-6	0-0	2-3	0	2	2	0	10	0	0	1	0	22
03	Lacey, Trevor	g	1-6	1-5	2-2	0	2	2	0	5	3	3	0	0	28
12	Releford, Trevor	g	1-5	0-2	0-0	0	4	4	4	2	3	2	1	3	32
10	Eblen, Ben		0-0	0-0	0-0	0	1	1	1	0	0	0	0	0	3
14	Gueye, Moussa		1-4	0-0	0-0	3	1	4	1	2	1	2	0	0	10
20	Randolph, Levi		5-8	2-5	0-2	1	3	4	1	12	1	1	0	1	28
21	Cooper, Rodney		0-1	0-1	0-0	0	0	0	0	0	0	0	0	0	3
22	Steele, Andrew		2-3	0-0	2-3	3	5	8	0	6	0	1	0	0	25
	Team					1	1	2							
	Totals		21-49	4-18	8-12	11	28	39	14	54	11	15	6	4	200

FG % 1st Half: 11-27 40.7% 2nd half: 10-22 45.5% Game: 21-49 42.9%
3FG % 1st Half: 2-9 22.2% 2nd half: 2-9 22.2% Game: 4-18 22.2%
FT % 1st Half: 5-5 100.0 2nd half: 3-7 42.9% Game: 8-12 66.7%

Deadball Rebounds 1

South Carolina 56 • 9-10, 1-4 SEC

#	Player	Total		3-Ptr		Rebounds			PF	TP	A	TO	Blk	Stl	Min
		FG-FGA	FG-FGA	FT-FTA	Off	Def	Tot								
13	GILL, Anthony	f	1-8	0-3	0-0	4	5	9	1	2	3	0	0	0	33
15	COOKE, Malik	f	6-11	1-4	5-5	1	4	5	2	18	2	4	0	2	34
24	HARRIS, Damontre	f	5-11	0-0	2-3	3	0	3	3	12	0	0	2	0	29
23	ELLINGTON, Bruce	g	5-14	2-7	0-0	0	2	2	0	12	2	1	0	0	31
32	LEONARD, Damien	g	2-11	2-10	0-0	0	2	2	0	6	1	1	0	1	30
01	WILLIAMS, Brenton		0-5	0-4	0-0	0	0	0	0	0	0	2	1	0	16
30	JACKSON, Lakeem		1-2	0-0	0-1	1	0	1	0	2	0	0	0	1	9
33	SLAWSON, RJ		2-6	0-3	0-0	6	3	9	4	4	0	1	0	1	15
45	GEATHERS, Carlton		0-0	0-0	0-0	0	1	1	0	0	0	0	1	1	3
	Team					4	1	5							
	Totals		22-68	5-31	7-9	19	18	37	10	56	8	9	4	6	200

FG % 1st Half: 10-36 27.8% 2nd half: 12-32 37.5% Game: 22-68 32.4%
3FG % 1st Half: 3-16 18.8% 2nd half: 2-15 13.3% Game: 5-31 16.1%
FT % 1st Half: 4-6 66.7% 2nd half: 3-3 100.0 Game: 7-9 77.8%

Deadball Rebounds 1,2

Officials: Ted Valentine, Mike Kitts, Mark Whitehead
Technical fouls: Alabama-None. South Carolina-None.
Attendance: 7807

Score by periods	1st	2nd	Total
Alabama	29	25	54
South Carolina	27	29	56

	In	Off	2nd	Fast	Bench
Points					
UA	34	8	13	8	20
SC	32	10	13	6	6

Last FG - UA 2nd-01:03, SC 2nd-00:01.
Largest lead - UA by 5 1st-19:11, SC by 4 1st-15:46.

Score tied - 13 times.
Lead changed - 11 times.

GAME 20 - SOUTH CAROLINA 62, OLE MISS 66 OXFORD, MISS. - JAN. 28, 2012

OXFORD, Miss. - The South Carolina men's basketball team suffered a 66-62 loss at Ole Miss on Saturday in SEC action. Senior forward Malik Cooke led the Gamecocks with 17 points, while sophomore guard Brenton Williams added 15.

South Carolina (9-11, 1-5 SEC) hit 40 percent (24-60) of its shot attempts in the contest, including eight made 3s in the game. Ole Miss (14-7, 4-3 SEC) hit 49 percent (24-49) from the field, but struggled from the free throw line, hitting just 13-of-24 attempts (54.2%).

South Carolina forced 18 Rebel turnovers, collecting 12 steals and posting 19 points off of take-aways. To compare, Ole Miss scored 16 points off of 13 Gamecock turnovers in the contest. Ole Miss held a 38-28 upperhand in rebounds as well.

Senior forward Terrance Henry led the Rebels with 15 points, including a 6-of-6 effort from the free throw line, while junior forward Murphy Holloway collected a double-double with 14 points and 11 rebounds, while also collecting a team high three steals.

After trading baskets to start the contest, Ole Miss took an 18-9 lead on a layup by Demarco Cox with 10:19 remaining in the first half. The Rebels extended their lead to as many as 11 before the Gamecocks used a 15-7 run over the last 7:25 to pull within three at halftime. A 3 by Williams began the run, which included two layups by freshman forward Anthony Gill and a 3 from sophomore guard Bruce Ellington.

Both teams committed nine turnovers in the opening half, with the Gamecocks dishing eight assists, including three from freshman guard Damien Leonard, while Ole Miss collected eight steals with the Gamecocks earning five.

South Carolina took its first lead since early in the contest less than a minute into the second half on a layup by Cooke. The teams would trade possessions through the under-16 minute media timeout before the Rebels would extend a lead to six at 43-37 on a made jumper by Nick Williams with 15:17 remaining.

The Gamecocks would battle back to take a one-point lead using an 8-1 run over the course of the next two minutes on a 3 by Cooke and a layup and 3 by Williams, but solid free throw shooting down the stretch gave the Rebels a lead they wouldn't give up the remainder of the game.

Neither team led by more than seven points in the second half. Two free throws by Williams put the Gamecocks behind by one point, 63-62, but a 3 by Henry with 17.5 seconds remaining sealed the game for the Rebels.

Cooke collected a team high seven rebounds for Carolina, while he and Williams both collected three steals. Gill tallied 10 points, two assists and two steals, and Ellington dished a season high five assists.

Official Basketball Box Score -- Game Totals -- Final Statistics South Carolina vs Ole Miss 01/28/12 6:00 pm at Oxford, Miss. (Tad Smith Coliseum)

South Carolina 62 • 9-11, 1-5

#	Player	Total		3-Ptr		Rebounds			PF	TP	A	TO	Blk	Stl	Min
		FG-FGA	FG-FGA	FT-FTA	Off	Def	Tot								
13	GILL, Anthony	f	4-5	0-0	2-2	1	1	2	3	10	2	2	0	2	33
15	COOKE, Malik	f	6-14	3-3	2-3	3	4	7	3	17	2	4	0	3	30
24	HARRIS, Damontre	f	3-3	0-0	0-0	2	1	3	5	6	0	0	1	2	16
23	ELLINGTON, Bruce	g	4-16	1-5	0-0	0	1	1	1	9	5	4	0	1	36
32	LEONARD, Damien	g	1-8	1-7	0-0	1	0	1	0	3	3	1	0	0	17
01	WILLIAMS, Brenton		5-9	3-6	2-2	0	0	0	2	15	1	1	0	3	27
30	JACKSON, Lakeem		0-2	0-0	0-0	2	1	3	0	0	1	0	0	0	10
33	SLAWSON, RJ		0-2	0-0	0-0	0	3	3	2	0	1	1	0	0	18
45	GEATHERS, Carlton		1-1	0-0	0-0	1	2	3	1	2	0	0	1	1	13
	Team					2	4	6							
	Totals		24-60	8-21	6-7	12	16	28	17	62	15	13	2	12	200

FG % 1st Half: 11-30 36.7% 2nd half: 13-30 43.3% Game: 24-60 40.0%
3FG % 1st Half: 4-10 40.0% 2nd half: 4-11 36.4% Game: 8-21 38.1%
FT % 1st Half: 2-2 100.0 2nd half: 4-5 80.0% Game: 6-7 85.7%

Deadball Rebounds 0

Ole Miss 66 • 14-7, 4-3

#	Player	Total		3-Ptr		Rebounds			PF	TP	A	TO	Blk	Stl	Min
		FG-FGA	FG-FGA	FT-FTA	Off	Def	Tot								
01	Henry, Terrance	f	4-6	1-2	6-6	2	3	5	3	15	2	7	0	2	35
23	Buckner, Reginald	f	3-6	0-0	1-2	4	2	6	1	7	1	1	3	1	34
31	Holloway, Murphy	f	4-7	0-0	6-13	4	7	11	2	14	4	3	0	3	33
20	Williams, Nick	g	5-14	2-6	0-1	1	0	1	1	12	2	1	1	0	37
32	Summers, Jarvis	g	1-3	1-1	0-0	2	2	4	3	3	5	2	0	2	19
04	Cox, Demarco		1-1	0-0	0-2	1	4	5	0	2	0	0	2	0	13
10	White, LaDarius		1-2	0-1	0-0	0	2	2	0	2	0	0	0	0	4
12	Aniefiok, Maurice		0-1	0-0	0-0	0	0	0	0	0	0	0	0	1	2
45	Kendrick, Jelani		5-9	1-3	0-0	0	1	1	2	11	1	4	0	2	23
	Team					0	3	3							
	Totals		24-49	5-13	13-24	14	24	38	12	66	15	18	6	11	200

FG % 1st Half: 13-26 50.0% 2nd half: 11-23 47.8% Game: 24-49 49.0%
3FG % 1st Half: 2-7 28.6% 2nd half: 3-6 50.0% Game: 5-13 38.5%
FT % 1st Half: 3-7 42.9% 2nd half: 10-17 58.8% Game: 13-24 54.2%

Deadball Rebounds 6,1

Officials: Antinio Petty, Patrick Evans, Ron Groover
Technical fouls: South Carolina-None. Ole Miss-None.
Attendance: 7396

Score by periods	1st	2nd	Total
South Carolina	28	34	62
Ole Miss	31	35	66

	In	Off	2nd	Fast	Bench
Points					
SC	28	19	14	12	17
UM	30	16	12	10	15

Last FG - SC 2nd-01:24, UM 2nd-00:18.
Largest lead - SC by 2 1st-17:08, UM by 11 1st-07:57.

Score tied - 5 times.
Lead changed - 8 times.

**GAME 21 - SOUTH CAROLINA 66, NO. 12/11 FLORIDA 74
GAINESVILLE, FLA. - FEB. 2, 2012**

GAINESVILLE, Fla. - The Gamecocks pulled within six points, but solid free throw shooting down the stretch saw No. 12/11 Florida escape with a 74-66 win in SEC action at the Stephen C. O'Connell Center in Gainesville on Thursday night. The Gamecocks fall to 9-12, 1-6 SEC with the loss, while Florida improves to 18-4, 6-1 in league play.

Sophomore forward Damontre Harris had an impressive night for the Gamecocks with a near double-double, scoring 12 points, collecting nine rebounds and matching a career high with six blocks. Sophomore guard Bruce Ellington added 15 points and three assists.

Florida was led by junior guard Kenny Boynton with 24 points, while senior guard Irving Walker added 14 and freshman Bradley Beal added 17 and 11 rebounds.

After trailing by as many as 17 midway through the first half, the Gamecocks used a 9-1 run over the final 3:52 to pull within nine at the halftime break. Ellington led the Gamecocks with eight points in the set, with Harris adding six and four blocks.

The Gators held a five-point advantage at the under-16 minute media timeout and extended their lead to 10 points at 18-8 with 13:16 remaining. The Gamecocks continued to battle, as Harris was solid from the free throw line, and Cooke hit back-to-back jumpers late in the half.

Florida's Beal hit the only Gator point in the final minutes of the half on a free throw with 57 seconds remaining on the clock, and a layup by RJ Slawson at the buzzer put the score at 37-28 Florida at the break.

The teams traded baskets through the first part of the second half before the Gators took a timeout with 10:53 remaining after a 7-2 South Carolina run over the previous 3:23.

The Florida lead hovered around 10 points midway through the half. A layup by Cooke with 6:43 remaining pulled the Gamecocks within eight at 54-46. Following a missed 3 by Cooke, a tip-in by Gill saw the Gator lead at just six with 4:11 remaining.

Twice in the final three minutes the Gamecocks pulled within six. After a layup by Boynton with 55 seconds on the clock, sophomore guard Brenton Williams sank a 3 from the near corner for Carolina to bring the score to 67-62, but solid free throw shooting in the final minute by Florida saw the Gators escape with the 74-66 victory.

**GAME 22 - SOUTH CAROLINA 52, NO. 1/1 KENTUCKY 86
COLUMBIA, S.C. - FEB. 4, 2012**

AUBURN, Ala. - The South Carolina men's basketball team suffered a 63-52 loss at Auburn on Saturday in SEC action. South Carolina falls to 8-10, 0-4 SEC, while Auburn improves to 12-7, 2-3 in conference play.

Freshman forward Anthony Gill and sophomore guard Bruce Ellington led the Gamecocks with nine points each, while sophomore forward Damontre Harris contributed six points, a team high seven rebounds and a career high six blocks.

The Gamecocks shot 40.8 percent overall in the game, hitting 20-of-49 attempts, while Auburn hit 44 percent (22-50) of its attempts. Junior guard Frankie Sullivan led the Tigers with a game high 22 points, while senior forward Kenny Gabriel added 16 and four blocks.

Turnovers plagued the Gamecocks in the contest, as the squad committed 23 against just 14 by Auburn. The Tigers scored 28 points off of turnovers in the contest.

South Carolina was down 6-2 early in the opening half, but battled back with just under 11 minutes remaining before halftime to take a 14-12 lead on a 3 by freshman guard Damien Leonard. The team's traded baskets through the middle part of the set, before the Gamecocks extended their lead to 26-21 on a layup by Ellington with 1:37 remaining.

Sullivan sank a 3 with 21 seconds remaining before half, but RJ Slawson answered for South Carolina on the opposite end, hitting a jumper as time expired to send Carolina into the locker room with a 28-24 advantage at the half.

Sullivan hit two free throws to open the second half, before South Carolina freshman forward Anthony Gill, who played just eight minutes in the first half due to foul trouble, followed with a layup to push the score to 30-26 South Carolina with 18:54 remaining.

Gabriel scored the next six Auburn points over the next four minutes, as the Tigers regained the lead at 32-30 with 15:42 on the clock. Auburn would never give up the lead the remainder of the half and the Tigers outscored the Gamecocks 39-24 in the set to close the 63-52 victory.

**Official Basketball Box Score -- Game Totals -- Final Statistics
South Carolina vs Florida
2/2/12 9 p.m. at Stephen C. O'Connell Center**

South Carolina 66 • 9-12, 1-6 SEC

##	Player	Total			3-Ptr			Rebounds			PF	TP	A	TO	Blk	Stl	Min
		FG-FGA	FG-FGA	FT-FTA	FG-FGA	FG-FGA	FT-FTA	Off	Def	Tot							
13	GILL, Anthony	f	5-7	1-2	0-0	3	2	5	5	11	1	0	0	0	25		
15	COOKE, Malik	f	5-12	0-3	2-2	1	3	4	4	12	2	3	0	1	28		
24	HARRIS, Damontre	f	4-5	0-0	4-4	2	7	9	3	12	0	1	6	3	37		
23	ELLINGTON, Bruce	g	6-14	3-7	0-2	0	1	1	4	15	3	4	0	0	37		
32	LEONARD, Damien	g	0-1	0-1	0-0	0	0	0	3	0	0	2	0	8			
01	WILLIAMS, Brenton	g	2-9	1-5	3-4	0	4	4	3	8	1	2	1	22			
02	RICHARDSON, Brian	g	2-6	1-3	0-0	1	1	2	2	5	0	1	0	12			
30	JACKSON, Lakeem	g	0-0	0-0	1-2	0	1	1	3	1	1	1	0	15			
33	SLAWSON, RJ	g	1-2	0-0	0-0	1	1	2	1	2	0	1	0	13			
45	GEATHERS, Carlton	g	0-0	0-0	0-0	0	0	0	0	0	0	0	0	3			
Team						2	0	2									
Totals			25-56	6-21	10-14	10	20	30	28	66	8	15	7	4	200		

FG % 1st Half: 10-22 45.5% 2nd half: 15-34 44.1% Game: 25-56 44.6%
3FG % 1st Half: 3-9 33.3% 2nd half: 3-12 25.0% Game: 6-21 28.6%
FT % 1st Half: 5-5 100.0% 2nd half: 5-9 55.6% Game: 10-14 71.4%

Florida 74 • 18-4, 6-1 SEC

##	Player	Total			3-Ptr			Rebounds			PF	TP	A	TO	Blk	Stl	Min
		FG-FGA	FG-FGA	FT-FTA	FG-FGA	FG-FGA	FT-FTA	Off	Def	Tot							
15	Yeguete, Will	f	2-3	0-0	0-0	2	6	8	2	4	0	1	1	1	28		
33	Murphy, Erik	f	2-10	0-4	0-0	2	4	6	2	4	1	0	1	1	28		
01	Boynton, Kenny	g	6-13	4-8	8-10	1	2	3	1	24	1	1	0	0	28		
11	Walker, Erving	g	4-11	2-6	4-6	2	2	4	0	14	7	3	0	2	33		
23	Beal, Bradley	g	5-11	1-6	6-9	5	6	11	2	17	1	2	0	0	35		
03	Rosario, Mike	g	1-5	0-2	2-2	1	0	1	0	4	0	1	0	8			
04	Young, Patric	g	2-4	0-0	1-3	4	1	5	1	5	1	4	1	1	25		
05	Wilbekin, Scottie	g	0-2	0-2	2-2	0	1	1	3	2	1	1	0	1	15		
Team						3	0	3									
Totals			22-59	7-28	23-32	20	22	42	11	74	12	13	3	6	200		

FG % 1st Half: 13-33 39.4% 2nd half: 9-26 34.6% Game: 22-59 37.3%
3FG % 1st Half: 6-15 40.0% 2nd half: 1-13 7.7% Game: 7-28 25.0%
FT % 1st Half: 5-11 45.5% 2nd half: 18-21 85.7% Game: 23-32 71.9%

Officials: Mike Stuart, John Cahill, Doug Sirmons
Technical fouls: South Carolina-None. Florida-None.
Attendance: 10003
USC #13 fouled out at :09 of second half

Score by periods	1st	2nd	Total
South Carolina	28	38	66
Florida	37	37	74

Last FG - SC 2nd-00:13, UF 2nd-00:53.
Largest lead - SC by 1 1st-19:08, UF by 17 1st-09:55.

Score tied - 0 times.
Lead changed - 2 times.

**Official Basketball Box Score -- Game Totals -- Final Statistics
Kentucky vs South Carolina
2/4/12 6 p.m. ET at Columbia, S.C. (Colonial Life Arena)**

Kentucky 86 • 23-1, 9-0

##	Player	Total			3-Ptr			Rebounds			PF	TP	A	TO	Blk	Stl	Min
		FG-FGA	FG-FGA	FT-FTA	FG-FGA	FG-FGA	FT-FTA	Off	Def	Tot							
03	Jones, Terrence	f	5-10	0-1	6-7	1	5	6	1	16	4	0	1	2	27		
14	Kidd-Gilchrist, M.	f	2-7	0-1	3-6	3	2	5	2	7	3	0	1	0	30		
23	Davis, Anthony	f	9-10	0-0	4-5	3	5	8	3	22	1	0	8	2	28		
20	Lamb, Doron	g	6-7	3-3	3-3	1	3	4	2	18	1	0	0	1	28		
25	Teague, Marquis	g	2-6	0-2	0-0	0	0	0	1	4	3	2	1	1	28		
01	Miller, Darius	g	2-5	1-3	0-0	1	1	2	2	5	4	1	0	0	20		
10	Beckham, Twany	g	0-1	0-0	0-0	1	1	2	0	0	0	0	0	9			
30	Vargas, Eloy	g	1-2	0-0	0-0	0	1	1	1	2	0	0	0	12			
33	Wiltjer, Kyle	g	5-14	2-4	0-0	2	2	4	1	12	1	0	0	0	18		
Team						3	6	9									
Totals			32-62	6-14	16-21	15	26	41	13	86	17	3	11	6	200		

FG % 1st Half: 17-29 58.6% 2nd half: 15-33 45.5% Game: 32-62 51.6%
3FG % 1st Half: 3-6 50.0% 2nd half: 3-8 37.5% Game: 6-14 42.9%
FT % 1st Half: 15-18 83.3% 2nd half: 1-3 33.3% Game: 16-21 76.2%

South Carolina 52 • 9-13, 1-7

##	Player	Total			3-Ptr			Rebounds			PF	TP	A	TO	Blk	Stl	Min
		FG-FGA	FG-FGA	FT-FTA	FG-FGA	FG-FGA	FT-FTA	Off	Def	Tot							
13	GILL, Anthony	f	3-8	2-2	2-6	1	2	3	2	10	2	2	0	0	35		
15	COOKE, Malik	f	2-9	1-4	0-0	1	3	4	3	5	1	2	3	0	29		
24	HARRIS, Damontre	f	2-4	0-0	1-2	2	4	6	3	5	0	0	4	0	27		
23	ELLINGTON, Bruce	g	1-9	1-5	0-0	1	1	2	2	3	3	2	0	0	25		
32	LEONARD, Damien	g	7-16	4-8	1-3	1	0	1	1	19	0	1	0	0	28		
01	WILLIAMS, Brenton	g	1-2	1-1	0-0	0	0	0	0	3	0	1	0	0	12		
02	RICHARDSON, Brian	g	0-1	0-0	0-0	0	0	0	0	0	1	0	0	0	3		
05	SMITH, Eric	g	1-3	0-0	0-0	0	1	1	0	2	2	0	0	0	12		
30	JACKSON, Lakeem	g	1-4	0-0	0-0	1	3	4	0	2	1	0	0	0	11		
33	SLAWSON, RJ	g	0-1	0-0	1-2	1	0	1	4	1	0	0	2	0	8		
45	GEATHERS, Carlton	g	0-2	0-0	2-2	2	1	3	1	2	0	0	0	0	10		
Team						3	2	5									
Totals			18-59	9-20	7-15	13	17	30	16	52	10	8	9	0	200		

FG % 1st Half: 9-34 26.5% 2nd half: 9-25 36.0% Game: 18-59 30.5%
3FG % 1st Half: 4-9 44.4% 2nd half: 5-11 45.5% Game: 9-20 45.0%
FT % 1st Half: 3-5 60.0% 2nd half: 4-10 40.0% Game: 7-15 46.7%

Officials: Joe Lindsay, Bert Smith, Willi Washington
Technical fouls: Kentucky-None. South Carolina-None.
Attendance: 16527

Score by periods	1st	2nd	Total
Kentucky	52	34	86
South Carolina	25	27	52

Last FG - UK 2nd-00:42, SC 2nd-00:24.
Largest lead - UK by 41 2nd-10:14, SC None.

Score tied - 0 times.
Lead changed - 0 times.

GAME 23 - SOUTH CAROLINA 57, TENNESSEE 69

KNOXVILLE, TENN. - FEB. 8, 2012

KNOXVILLE, Tenn. - The South Carolina men's basketball team suffered a 69-57 loss at Tennessee on Wednesday in SEC action in Knoxville. Sophomore guard Bruce Ellington led South Carolina with 12 points, while freshman guard Damien Leonard and sophomore guard Brenton Williams both added 11.

Ellington dished a season high six assists in the game, while also collecting two steals.

Junior guard Skylar McBee led the Volunteers with 18 points, while Jeronne Maymon added 12 and Trae Golden 14. Golden and Cameron Tatum both collected four assists. UT hit 50.0 percent (19-38) from the field, while the Gamecocks hit 33.9 percent (19-56).

South Carolina (9-14, 1-8 SEC) hit 10 shots against 11 by the Volunteers (12-12, 4-5 SEC) in the opening 20 minutes of play, but seven made 3s by Tennessee saw the Gamecocks trail at the half. UT also held an advantage on the boards, collecting 20 rebounds compared to 12 by Carolina.

After the teams traded baskets to open the game, a 3 by Ellington with 13:57 on the clock gave the Gamecocks a 12-7 advantage. Gill hit a free throw, but two 3s by UT's Jordan McRae midway through the half knotted the score at 13-13.

Again the teams traded baskets and the Volunteers added four points from the free throw line towards the end of the half. With the contest tied at 27 with 1:31 remaining in the set, paced by three 3s, Tennessee used an 8-0 run to take a 35-27 upperhand into the locker room at halftime. McBee hit two 3s and Tatum added another during the stretch.

Tennessee pushed its lead to 45-32 with a 10-5 run to open the half, but following three straight UT turnovers midway through the half, South Carolina's Brenton Williams' hit consecutive 3s to pull the Gamecocks within seven at 51-44.

South Carolina followed with a run of its own, pulling within four at 54-50 with 6:36 remaining after a free throw by Cooke. The Gamecocks continued to chip away at the UT lead when Ellington hit a layup and free throw following a foul by Golden to put the score at 58-55 Volunteers at the 4:07 mark.

The Gamecocks were unable to overcome the lead, however, and two three-point plays and solid free throw shooting by Tennessee in the final minutes saw the Volunteers take the 69-57 victory.

Official Basketball Box Score -- Game Totals -- Final Statistics

South Carolina vs Tennessee

02/08/12 8:00 p.m. at Knoxville, Tenn. (Thompson-Boling Arena)

South Carolina 57 • 9-14, 1-8 SEC

##	Player	Total			3-Ptr			Rebounds			PF	TP	A	TO	Blk	Stl	Min
		FG-FGA	FG-FGA	FT-FTA	FG-FGA	FG-FGA	FT-FTA	Off	Def	Tot							
15	COOKE, Malik	f	2-6	0-1	5-6	3	1	4	3	9	1	0	0	1	33		
24	HARRIS, Damontre	f	1-7	0-0	0-0	2	3	5	4	2	0	0	1	1	21		
33	SLAWSON, RJ	f	3-5	1-3	2-3	1	4	5	4	9	0	2	1	0	23		
23	ELLINGTON, Bruce	g	5-16	1-5	1-1	3	1	4	3	12	6	2	0	2	34		
32	LEONARD, Damien	g	4-7	3-4	0-0	0	0	0	1	11	1	0	0	0	22		
01	WILLIAMS, Brenton		3-6	2-2	3-5	1	0	1	1	11	1	0	0	0	16		
02	RICHARDSON, Brian		0-0	0-0	0-0	0	0	0	0	0	0	0	0	0	1		
05	SMITH, Eric		0-1	0-0	0-0	0	0	0	0	0	0	0	0	0	6		
13	GILL, Anthony		0-6	0-1	1-4	2	2	4	4	1	2	3	0	0	26		
30	JACKSON, Lakeem		1-2	0-0	0-0	0	2	2	1	2	1	0	0	0	13		
45	GEATHERS, Carlton		0-0	0-0	0-0	0	0	0	0	0	0	0	0	0	5		
Team						4	1	5									
Totals			19-56	7-16	12-19	16	14	30	21	57	12	7	2	4	200		

FG % 1st Half: 10-27 37.0% 2nd half: 9-29 31.0% Game: 19-56 33.9% Deadball Rebounds 3
 3FG % 1st Half: 4-7 57.1% 2nd half: 3-9 33.3% Game: 7-16 43.8%
 FT % 1st Half: 3-5 60.0% 2nd half: 9-14 64.3% Game: 12-19 63.2%

Tennessee 69 • 12-12, 4-5 SEC

##	Player	Total			3-Ptr			Rebounds			PF	TP	A	TO	Blk	Stl	Min
		FG-FGA	FG-FGA	FT-FTA	FG-FGA	FG-FGA	FT-FTA	Off	Def	Tot							
20	Hall, Kenny	f	1-2	0-0	2-5	5	5	10	1	4	0	1	3	1	32		
34	Maymon, Jeronne	f	3-6	0-0	6-7	0	6	6	4	12	3	3	0	1	35		
11	Golden, Trae	g	3-8	1-4	7-7	0	3	3	2	14	4	2	0	0	36		
13	McBee, Skylar	g	4-7	4-7	6-6	0	0	0	0	18	0	0	0	1	31		
23	Tatum, Cameron	g	2-4	2-3	0-1	3	2	5	2	6	4	3	0	1	27		
00	Makanjuola, Yemi		0-1	0-0	0-0	0	0	0	2	0	0	0	0	0	1		
01	Richardson, Josh		3-3	1-1	0-0	1	2	3	1	7	0	1	0	0	14		
03	Woolridge, Renaldo		0-0	0-0	0-0	0	0	0	2	0	0	1	0	0	3		
52	McRae, Jordan		3-7	2-5	0-0	0	5	5	4	8	3	3	1	0	21		
Team						0	2	2									
Totals			19-38	10-20	21-26	9	25	34	18	69	14	14	4	4	200		

FG % 1st Half: 11-23 47.8% 2nd half: 8-15 53.3% Game: 19-38 50.0% Deadball Rebounds 1
 3FG % 1st Half: 7-13 53.8% 2nd half: 3-7 42.9% Game: 10-20 50.0%
 FT % 1st Half: 6-7 85.7% 2nd half: 15-19 78.9% Game: 21-26 80.8%

Officials: Anthony Jordan, Mike Nance, Ron Groover
 Technical fouls: South Carolina-None. Tennessee-None.
 Attendance: 14784

Score by periods	1st	2nd	Total	In	Off	2nd	Fast
South Carolina	27	30	57	8	18	11	5
Tennessee	35	34	69	12	12	13	2

Last FG - SC 2nd-04:07, UT 2nd-02:20. Score tied - 6 times.
 Largest lead - SC by 5 1st-13:57, UT by 15 2nd-13:44. Lead changed - 6 times.



#15 - MALIK COOKE

R-SENIOR - FORWARD

6'5 - 215 - 3 LETTERS

CHARLOTTE, N.C. - CHRIST SCHOOL/NEVADA

COOKE'S CAREER HIGHS

POINTS

24, vs. USC Upstate (Dec. 31, 2011)

FIELD GOALS

8, 3 times, last vs. USC Upstate (Dec. 31, 2011)

FIELD GOAL ATTEMPTS

15, twice, last vs. USC Upstate (Dec. 31, 2011)

3-POINT FIELD GOALS

3, 4 times, last at Ole Miss (Jan. 28, 2012)

3-POINT FIELD GOAL ATTEMPTS

7, at Michigan State (Nov. 16, 2010)

FREE THROWS

10, vs. Miss. Valley State (Nov. 22, 2011)

FREE THROW ATTEMPTS

12, vs. Miss. Valley State (Nov. 22, 2011)

REBOUNDS

13, vs. Vanderbilt (Jan. 8, 2011)

ASSISTS

5, twice, last vs. Sonoma State (12/9/08)

BLOCKS

3, twice, last last vs. Kentucky (Feb. 4, 2012)

STEALS

6, twice, last vs. Utah State (3/14/09)

MINUTES PLAYED

38, at Kentucky (Jan. 7, 2012)

COOKE'S SEASON HIGHS

POINTS

24, vs. USC Upstate (Dec. 31, 2011)

FIELD GOALS

8, twice, last vs. USC Upstate (Dec. 31, 2011)

FIELD GOAL ATTEMPTS

15, vs. USC Upstate (Dec. 31, 2011)

3-POINT FIELD GOALS

3, twice, last at Ole Miss (Jan. 28, 2012)

3-POINT FIELD GOAL ATTEMPTS

6, vs. Tenn. State (Nov. 20, 2011)

FREE THROWS

10, vs. Miss. Valley State (Nov. 22, 2011)

FREE THROW ATTEMPTS

12, vs. Miss. Valley State (Nov. 22, 2011)

REBOUNDS

10, vs. USC Upstate (Dec. 31, 2011)

ASSISTS

4, vs. North Carolina (Nov. 25, 2011)

BLOCKS

3, twice, last vs. Kentucky (Feb. 4, 2012)

STEALS

4, 3 times, last vs. SE Louisiana (Dec. 21, 2011)

MINUTES PLAYED

38, at Kentucky (Jan. 7, 2012)

2011-12

Opponent	Date	GS	Min	FG-FGA	Pct	3FG-FGA	Pct	FT-FTA	Pct	Off	Def	Tot	Avg	PF	FO	A	TO	Blk	Stl	Pts	Avg
Western Carolina	Nov. 11	*	23	3-8	.375	0-0	.000	4-6	.667	5	2	7	7.0	0	0	1	3	0	0	10	10.0
at Elon	Nov. 15	*	26	3-10	.333	1-3	.333	2-2	.750	2	3	5	6.0	5	1	1	0	0	0	9	9.5
Tenn State	Nov. 20	*	36	4-12	.333	1-6	.222	1-2	.700	1	5	6	6.0	4	0	2	4	3	2	10	9.7
Miss Valley State	Nov. 22	*	32	4-8	.368	0-3	.167	10-12	.773	1	3	4	5.5	1	0	3	1	2	3	18	11.8
UNC	Nov. 25	*	29	4-9	.383	2-2	.286	2-4	.731	2	3	5	5.4	3	0	4	3	2	2	12	11.8
So. California	Nov. 26	*	30	4-5	.426	1-2	.313	1-1	.741	0	2	2	4.8	2	0	0	3	0	1	10	11.5
Providence	Dec. 1	*	33	8-12	.469	3-5	.381	2-2	.759	2	1	3	4.6	2	0	3	4	2	4	21	12.9
at Clemson	Dec. 4	*	35	2-10	.432	0-2	.348	2-4	.727	5	3	8	5.0	2	0	1	0	4	6	12.0	
Presbyterian	Dec. 13	*	27	5-7	.457	1-1	.375	3-3	.750	1	3	4	4.9	1	0	2	1	0	2	14	12.2
Ohio State	Dec. 17	*	31	6-10	.473	0-1	.360	9-10	.783	1	2	3	4.7	2	0	3	2	1	2	21	13.1
SE Louisiana	Dec. 21	*	32	3-8	.465	1-2	.370	7-8	.796	1	2	3	4.6	2	0	3	2	2	4	14	13.2
Wofford	Dec. 28	*	34	1-9	.435	0-2	.345	1-1	.800	1	1	2	4.4	2	0	0	1	1	2	3	12.3
USC Upstate	Dec. 31	*	37	8-15	.447	0-2	.323	8-11	.788	4	6	10	4.8	1	0	3	1	1	0	24	13.2
SC State	Jan. 3	*	21	3-6	.450	1-1	.344	4-4	.800	2	2	4	4.6	3	0	2	0	0	2	11	13.1
at Kentucky	Jan. 7	*	38	5-14	.441	0-2	.324	1-2	.792	2	4	6	4.9	1	0	3	1	0	1	11	12.9
Vanderbilt	Jan. 10	*	35	4-11	.435	1-2	.333	0-0	.792	1	2	3	4.8	2	0	0	2	1	3	9	12.7
Florida	Jan. 14	*	37	4-10	.433	0-2	.316	2-3	.787	5	2	7	4.9	3	0	2	2	0	2	10	12.5
at Auburn	Jan. 21	*	33	2-7	.427	0-3	.293	2-3	.782	2	3	5	4.9	4	0	1	6	1	1	6	12.2
Alabama	Jan. 25	*	34	6-11	.434	1-4	.289	5-5	.795	1	4	5	4.9	2	0	2	4	0	2	18	12.5
at Ole Miss	Jan. 28	*	30	6-14	.434	3-3	.333	2-3	.791	3	4	7	5.0	3	0	2	4	0	3	17	12.7
at Florida	Feb. 2	*	28	5-12	.433	0-3	.314	2-2	.795	1	3	4	5.0	4	0	2	3	0	1	12	12.7
Kentucky	Feb. 4	*	29	2-9	.424	1-4	.309	0-0	.795	1	3	4	4.9	3	0	1	2	3	0	5	12.3
at Tennessee	Feb. 8	*	33	2-6	.422	0-1	.304	5-6	.798	3	1	4	4.9	3	0	1	0	0	1	9	12.2
at Arkansas	Feb. 11																				
Georgia	Feb. 15																				
LSU	Feb. 18																				
at Vanderbilt	Feb. 22																				
Tennessee	Feb. 25																				
Mississippi State	Feb. 29																				
at Georgia	March 3																				

SEASON NOTES

Played a team-high 23 minutes in season opener vs. Western Carolina (Nov. 11), scoring 10 points ... Matched teammate Anthony Gill for a team high nine points in loss at Elon (Nov. 15) ... Posted 10 points, six rebounds, two assists, a career high three blocks and two steals vs. Tennessee State (Nov. 20) ... Also matched career high with 36 minutes vs. the Tigers ... Posted a season high 18 points in win against Mississippi Valley State (Nov. 22) ... Also had career highs with 10 free throws made and 12 attempted against the Delta Devils ... Tallied 12 points and team highs with four assists and two steals vs. #1 North Carolina (Nov. 25) ... Posted 10 points, two rebounds and one steal vs. Southern Cal (Nov. 26) ... Led Gamecocks in scoring with 21 points vs. Providence (Dec. 1), also posted team highs with three assists and four steals vs. the Friars ... Was solid in road win at Clemson (Dec. 4), posting six points, eight rebounds and four steals ... Hit two free throws with 6.7 seconds remaining on the clock vs. the Tigers to seal win ... Solid in win vs. Presbyterian (Dec. 13), scoring 14 points, while dishing two assists and collecting two steals ... Played with tremendous heart and team leadership vs. No. 2 Ohio State (Dec. 17), twice coming back from a cut above his eye to post a team-high 21 points ... Was a stellar 9-of-10 from the free throw line vs. the Buckeyes ... Continued solid play vs. SE Louisiana (Dec. 21), posting team highs with 14 points, three assists, two blocks and four steals ... Struggled from the floor vs. Wofford (Dec. 28), hitting just 1-of-9 attempts, but still played a team high 34 minutes ... Career night vs. USC Upstate, posting a career best 24 points, hitting 8-of-15 attempts, while collecting 10 rebounds, a season high, for his third career double-double ... Matched Damontre Harris for team lead with 11 points in victory over SC State (Jan. 3) ... Played a career high 38 minutes at No. 2 Kentucky (Jan. 7), scoring 11 points, and posting three assists and one steal ... Collected a team best three steals vs. Vanderbilt (Jan. 10) ... Tallied 10 points and a team high seven rebounds vs. No. 19 Florida (Jan. 14) ... Scored six points, but also committed six turnovers in loss at Auburn (Jan. 21) ... Tallied a team high 18 points, while adding two assists and two steals in win vs. Alabama (Jan. 25) ... Led the team at Ole Miss (Jan. 28) with 17 points and seven rebounds; was 3-of-3 from 3-point range to match career high for 3s made in a game ... Tallied 12 points and two assists at Florida (Feb. 2) ... Matched career high with three blocks vs. UK (Feb. 4, 2012) ... Posted nine points at Tennessee (Feb. 8) ...

CAREER VS. ARKANSAS (1 GAME)

MIN	PTS	RBS	AST	BLK	STL	FG%	3FG%	FT%
35.0	11.0	11.0	2.0	1.0	2.0	28.6	33.3	1.000

CAREER STATISTICS

Season	GP-GS	Min	Avg	FG	FGA	Pct	3FG	3FGA	Pct	FT	FTA	Pct	Off	Def	Tot	Avg	PF	FO	Ast	TO	Blk	Stl	Pts	Avg
2007-08*	33-1	377	11.4	26	54	.481	2	12	.167	25	38	.658	32	64	96	2.9	39	0	17	24	13	12	79	2.4
2008-09*	34-34	934	27.5	116	218	.532	13	29	.448	83	114	.728	95	117	212	6.2	82	1	29	46	20	62	328	9.6
2010-11	30-17	773	25.8	99	221	.448	14	47	.298	71	89	.798	87	104	191	6.4	86	4	21	48	16	44	283	9.4
2011-12	23-23	723	31.4	94	223	.422	17	56	.304	75	94	.798	48	64	112	4.9	55	1	42	50	19	42	280	12.2
Total	120-75	2807	23.3	335	716	.467	46	144	.319	254	335	.758	262	349	611	5.1	262	6	109	168	68	160	970	8.1

* at Nevada

CAREER SEC STATISTICS

Season	GP-GS	Min	Avg	FG	FGA	Pct	3FG	3FGA	Pct	FT	FTA	Pct	Off	Def	Tot	Avg	PF	FO	Ast	TO	Blk	Stl	Pts	Avg
2011	16-6	433	27.1	54	116	.466	8	22	.364	51	58	.879	44	56	100	6.3	47	3	8	21	8	26	167	10.4
2012	9-9	297	33.0	36	94	.383	6	24	.250	19	24	.792	19	26	45	5.0	25	0	14	24	5	14	97	10.8
Total	25-15	730	29.2	90	210	.428	14	46	.304	70	82	.853	63	82	145	5.8	72	3	22	45	13	40	264	10.6



#30 - LAKEEM JACKSON

JUNIOR - FORWARD

6'5 - 238 - 2 LETTERS

CHARLOTTE, N.C. - CHRIST SCHOOL

JACKSON'S CAREER HIGHS

POINTS

19 vs. Baylor (1/2/10)

FIELD GOALS

9 vs. Baylor (1/2/10)

FIELD GOAL ATTEMPTS

17 vs. Baylor (1/2/10)

3-POINT FIELD GOALS

1, three times, last vs. Vanderbilt (Jan. 8, 2011)

3-POINT FIELD GOAL ATTEMPTS

4 Alabama A&M (11/13/09)

FREE THROWS

5 vs. Furman (12/21/09)

FREE THROW ATTEMPTS

9, twice, last vs. Baylor (1/2/10)

REBOUNDS

14 vs. Alabama (3/11/10)

ASSISTS

7, at Vanderbilt (Feb. 5, 2011)

BLOCKS

3 vs. Baylor (1/2/10)

STEALS

6 vs. Baylor (1/2/10)

MINUTES PLAYED

44, vs. WKU (Nov. 27, 2010)

JACKSON'S SEASON HIGHS

POINTS

12, vs. Tenn. State (Nov. 20, 2011)

FIELD GOALS

5, vs. Tenn. State (Nov. 20, 2011)

FIELD GOAL ATTEMPTS

8, vs. SE Louisiana (Dec. 21, 2011)

3-POINT FIELD GOALS

-

3-POINT FIELD GOAL ATTEMPTS

1, twice, last at Clemson (Dec. 4, 2011)

FREE THROWS

2, twice, last vs. Southern Cal (Nov. 26, 2011)

FREE THROW ATTEMPTS

4, twice, last vs. USC Upstate (Dec. 31, 2011)

REBOUNDS

10, vs. Western Carolina (Nov. 11, 2011)

ASSISTS

5, vs. Western Carolina (Nov. 11, 2011)

BLOCKS

2, vs. SC State (Jan. 3, 2012)

STEALS

3, vs. Western Carolina (Nov. 11, 2011)

MINUTES PLAYED

32, vs. SC State (Jan. 3, 2012)

2011-12

Opponent	Date	GS	Min	FG-FGA	Pct	3FG-FGA	Pct	FT-FTA	Pct	Off	Def	Tot	Avg	PF	FO	A	TO	Blk	Stl	Pts	Avg
Western Carolina	Nov. 11	*	21	2-4	.500	0-0	.000	1-1	1.000	2	8	10	10.0	2	0	5	0	0	3	5	5.0
at Elon	Nov. 15	*	26	2-4	.500	0-0	.000	1-2	.667	3	1	4	7.0	5	1	1	2	0	2	5	5.0
Tenn State	Nov. 20	*	26	5-6	.643	0-0	.000	2-4	.571	0	2	2	5.3	1	0	3	4	0	0	12	7.3
Miss Valley State	Nov. 22		19	0-2	.563	0-0	.000	1-3	.500	2	1	3	4.8	1	0	0	1	0	0	1	5.8
UNC	Nov. 25		13	1-2	.556	0-0	.000	0-0	.500	0	2	2	4.2	0	0	1	4	0	0	2	5.0
So. California	Nov. 26		20	1-1	.579	0-0	.000	2-2	.583	0	1	1	3.7	1	0	4	3	1	0	4	4.8
Providence	Dec. 1		24	2-4	.565	0-1	.000	0-0	.583	5	1	6	4.0	2	0	1	2	0	1	4	4.7
at Clemson	Dec. 4	*	25	4-5	.607	0-1	.000	0-1	.538	1	3	4	4.0	1	0	2	2	0	0	8	5.1
Presbyterian	Dec. 13	*	20	3-4	.625	0-0	.000	0-0	.538	1	1	2	3.8	0	0	3	0	0	2	6	5.2
Ohio State	Dec. 17	*	28	3-7	.590	0-0	.000	0-1	.500	1	1	2	3.6	4	0	0	1	0	0	6	5.3
SE Louisiana	Dec. 21	*	22	3-8	.553	0-0	.000	0-0	.500	3	3	6	3.8	1	0	2	0	0	2	6	5.4
Wofford	Dec. 28	*	24	3-4	.569	0-0	.000	0-3	.412	0	2	2	3.7	1	0	4	1	0	0	6	5.4
USC Upstate	Dec. 31	*	15	1-1	.577	0-0	.000	1-4	.381	0	2	2	3.5	0	0	1	3	0	1	3	5.2
SC State	Jan. 3	*	32	3-4	.589	0-0	.000	0-1	.364	2	3	5	3.6	2	0	3	1	2	2	6	5.3
at Kentucky	Jan. 7	*	15	1-3	.576	0-0	.000	0-0	.364	3	0	3	3.6	0	0	0	1	0	0	3	5.1
Vanderbilt	Jan. 10	*	18	1-5	.547	0-0	.000	1-2	.375	1	1	2	3.5	1	0	0	1	0	0	3	4.9
Florida	Jan. 14		8	0-1	.538	0-0	.000	0-0	.375	0	2	2	3.4	2	0	0	0	0	0	0	4.6
at Auburn	Jan. 21		13	1-3	.529	0-0	.000	0-0	.375	1	0	1	3.3	1	0	3	0	0	2	2	4.5
Alabama	Jan. 25		9	1-2	.529	0-0	.000	0-1	.360	1	0	1	3.2	0	0	0	0	0	1	2	4.4
at Ole Miss	Jan. 28		10	0-2	.514	0-0	.000	0-0	.360	2	1	3	3.2	0	0	1	0	0	0	0	4.2
at Florida	Feb. 2		15	0-0	.514	0-0	.000	1-2	.370	0	1	1	3.0	3	0	1	1	0	0	1	4.0
Kentucky	Feb. 4		11	1-4	.500	0-0	.000	0-0	.370	1	3	4	3.1	0	0	1	0	0	0	2	3.9
at Tennessee	Feb. 8		13	1-2	.500	0-0	.000	0-0	.370	0	2	2	3.0	1	0	1	0	0	0	2	3.8
at Arkansas	Feb. 11																				
Georgia	Feb. 15																				
LSU	Feb. 18																				
at Vanderbilt	Feb. 22																				
Tennessee	Feb. 25																				
Mississippi State	Feb. 29																				
at Georgia	March 3																				

SEASON NOTES

Dished five assists, committing zero turnovers, while grabbing a game-best 10 rebounds in season opener win over Western Carolina (Nov. 11) ... Posted five points and collected two steals vs. Elon (Nov. 15) ... Tallied first double-figure scoring game of the season with 12 points on 5-of-6 shooting from the floor and two free throws vs. Tennessee State (Nov. 20) ... Added two points and one assist vs. #1 North Carolina (Nov. 25) ... Dished four assists vs. Southern Cal (Nov. 26) ... Contributed four points and six rebounds in 24 minutes vs. Providence (Dec. 1) ... Tallied eight points and dished two assists in victory at Clemson (Dec. 4) ... Dished a team high three assists vs. Presbyterian (Dec. 13) ... Posted six points vs. No. 2 Ohio State (Dec. 17) ... Posted six points, two assists and two steals with no turnovers vs. SE Louisiana (Dec. 21) ... Solid vs. Wofford (Dec. 28), dishing four assists while adding six points ... Three points vs. USC Upstate (Dec. 31) ... Played a season high 32 minutes, scoring six points and dishing three assists, blocking two shots and collecting two steals in victory over SC State (Jan. 3) ... Collected three rebounds, all on the offensive glass, at No. 2 Kentucky (Jan. 7) ... Saw action vs. No. 19 Florida (Jan. 14), collecting two rebounds ... Dished three assists at Auburn (Jan. 21) ... Collected one steal vs. Alabama (Jan. 25) ... Collected three rebounds at Ole Miss (Jan. 28) ... Saw action at Florida (Feb. 2) ... Collected four rebounds vs. No. 1 Kentucky (Feb. 4) ... Collected two rebounds and two points at Tennessee (Feb. 8) ...

CAREER VS. ARKANSAS (2 GAMES)


MIN	PTS	RBS	AST	BLK	STL	FG%	3FG%	FT%
28.5	7.0	5.0	2.0	0.0	0.5	40.0	0.0	50.0

CAREER STATISTICS

Season	GP-GS	Min	Avg	FG	FGA	Pct	3FG	3FGA	Pct	FT	FTA	Pct	Off	Def	Tot	Avg	PF	FO	Ast	TO	Blk	Stl	Pts	Avg
2009-10	31-30	827	26.7	104	206	.505	0	8	.000	16	59	.271	63	91	154	5.0	66	0	59	35	19	47	224	7.2
2010-11	26-25	731	28.1	87	182	.478	3	10	.300	26	62	.419	71	75	146	5.6	40	0	66	46	5	24	203	7.8
2011-12	23-12	427	18.6	39	78	.500	0	2	.000	10	27	.370	29	41	70	3.0	29	1	37	27	3	16	88	3.8
Totals	80-67	1988	24.9	230	466	.493	3	20	.150	52	148	.351	163	207	370	4.6	135	1	162	108	27	87	515	6.4

CAREER SEC STATISTICS

Season	GP-GS	Min	Avg	FG	FGA	Pct	3FG	3FGA	Pct	FT	FTA	Pct	Off	Def	Tot	Avg	PF	FO	Ast	TO	Blk	Stl	Pts	Avg
2010	16-15	454	28.4	54	101	.535	0	0	.000	3	22	.136	33	48	81	5.1	41	0	32	19	5	21	111	6.9
2011	12-11	335	27.9	33	74	.446	1	3	.333	6	2	.273	30	28	58	4.8	17	0	25	22	1	4	73	6.1
2012	9-2	112	12.4	6	22	.273	0	0	.000	2	5	.400	9	10	19	2.1	8	0	7	3	0	3	14	1.6
Totals	37-28	91	24.4	93	197	.472	1	3	.333	11	29	.379	72	86	158	4.3	66	0	64	44	6	28	198	5.4



#23 - BRUCE ELLINGTON

SOPHOMORE - GUARD

5'9 - 197 - 1 LETTER

MONCKS CORNER, S.C. - BERKELEY

ELLINGTON'S CAREER HIGHS

POINTS

31, at Furman (Dec. 22, 2010)

FIELD GOALS

11, at Furman (Dec. 22, 2010)

FIELD GOAL ATTEMPTS

23, at Furman (Dec. 22, 2010)

3-POINT FIELD GOALS

6, twice, last vs. Vanderbilt (Jan. 8, 2011)

3-POINT FIELD GOAL ATTEMPTS

13, twice, last vs. Tennessee (Feb. 16, 2011)

FREE THROWS

7, vs. Arkansas (Jan. 19, 2011)

FREE THROW ATTEMPTS

11, vs. Arkansas (Jan. 19, 2011)

REBOUNDS

8, vs. WKU (Nov. 27, 2010)

ASSISTS

8, vs. WKU (Nov. 27, 2010)

BLOCKS

1, vs. Ohio State (Dec. 17, 2011)

STEALS

4, at Michigan State (Nov. 16, 2010)

MINUTES PLAYED

46, vs. WKU (Nov. 27, 2010)

ELLINGTON'S SEASON HIGHS

POINTS

20, vs. Vanderbilt (Jan. 10, 2012)

FIELD GOALS

8, vs. Vanderbilt (Jan. 10, 2012)

FIELD GOAL ATTEMPTS

16, twice, last at Tennessee (Feb. 8, 2012)

3-POINT FIELD GOALS

5, vs. Wofford (Dec. 28, 2011)

3-POINT FIELD GOAL ATTEMPTS

8, at Kentucky (Jan. 7, 2012)

FREE THROWS

4, at Clemson (Dec. 4, 2011)

FREE THROW ATTEMPTS

4, twice, last vs. Presbyterian (Dec. 13, 2011)

REBOUNDS

4, at Tennessee (Feb. 8, 2012)

ASSISTS

6, at Tennessee (Feb. 8, 2012)

BLOCKS

1, vs. Ohio State (Dec. 17, 2011)

STEALS

2, at Auburn (Jan. 21, 2012)

MINUTES PLAYED

37, twice, last at Florida (Feb. 2, 2012)

2011-12

Opponent	Date	GS	Min	FG-FGA	Pct	3FG-3FGA	Pct	FT-FTA	Pct	Off	Def	Tot	Avg	PF	FO	A	TO	Blk	Stl	Pts	Avg	
Western Carolina	Nov. 11	-	-	-	-	-	-	DNP - Football	-	-	-	-	-	-	-	-	-	-	-	-	-	-
at Elon	Nov. 15	-	-	-	-	-	-	DNP - Football	-	-	-	-	-	-	-	-	-	-	-	-	-	-
Tenn State	Nov. 20	-	-	-	-	-	-	DNP - Football	-	-	-	-	-	-	-	-	-	-	-	-	-	-
Miss Valley State	Nov. 22	-	-	-	-	-	-	DNP - Football	-	-	-	-	-	-	-	-	-	-	-	-	-	-
UNC	Nov. 25	-	-	-	-	-	-	DNP - Football	-	-	-	-	-	-	-	-	-	-	-	-	-	-
So. California	Nov. 26	-	-	-	-	-	-	DNP - Football	-	-	-	-	-	-	-	-	-	-	-	-	-	-
Providence	Dec. 1	27	3-11	.273	0-4	.000	0-0	.000	1	1	2	2.0	3	0	1	2	0	0	6	6.0		
at Clemson	Dec. 4	23	2-8	.263	1-4	.125	4-4	1.000	0	0	0	1.0	3	0	2	2	0	1	9	7.5		
Presbyterian	Dec. 13	25	6-14	.333	1-3	.182	2-4	.750	2	1	3	1.7	1	0	3	2	0	1	15	10.0		
Ohio State	Dec. 17	23	3-7	.350	2-4	.267	0-0	.750	0	1	1	1.5	4	0	1	1	1	1	8	9.5		
SE Louisiana	Dec. 21	21	1-7	.313	0-3	.211	0-0	.750	0	2	2	1.6	2	0	1	2	0	0	2	8.0		
Wofford	Dec. 28	25	5-7	.364	5-6	.360	2-2	.800	0	3	3	1.8	2	0	1	2	0	0	17	9.5		
USC Upstate	Dec. 31	-	-	-	-	-	-	DNP - Football	-	-	-	-	-	-	-	-	-	-	-	-	-	
SC State	Jan. 3	13	3-5	.383	3-3	.429	0-0	.800	0	0	0	1.6	0	0	1	0	0	0	9	9.4		
at Kentucky	Jan. 7	29	3-13	.356	1-8	.361	1-2	.750	1	1	2	1.6	1	0	4	0	0	1	8	9.3		
Vanderbilt	Jan. 10	24	8-12	.400	1-2	.368	3-3	.800	0	0	0	1.4	2	0	3	0	0	0	20	10.4		
Florida	Jan. 14	* 28	6-14	.404	4-6	.409	1-2	.765	2	1	3	1.6	3	0	3	1	0	0	17	11.1		
at Auburn	Jan. 21	* 37	4-14	.389	1-5	.388	0-0	.765	0	3	3	1.7	2	0	4	5	0	2	9	10.9		
Alabama	Jan. 25	* 31	5-14	.386	2-7	.375	0-0	.765	0	2	2	1.8	0	2	1	0	0	0	12	11.0		
at Ole Miss	Jan. 28	* 36	4-16	.371	1-5	.361	0-0	.765	0	1	1	1.7	1	0	5	4	0	1	9	10.8		
at Florida	Feb. 2	* 37	6-14	.376	3-7	.368	0-2	.684	0	1	1	1.6	4	0	3	4	0	0	15	11.1		
Kentucky	Feb. 4	* 25	1-9	.361	1-5	.356	0-0	.684	1	1	2	1.7	2	0	3	2	0	0	3	10.6		
at Tennessee	Feb. 8	* 34	5-16	.357	1-5	.346	1-1	.700	3	1	4	1.8	3	0	6	2	0	2	12	10.7		
at Arkansas	Feb. 11																					
Georgia	Feb. 15																					
LSU	Feb. 18																					
at Vanderbilt	Feb. 22																					
Tennessee	Feb. 25																					
Mississippi State	Feb. 29																					
at Georgia	March 3																					

SEASON NOTES

Returned to South Carolina basketball team on Monday, Nov. 28, after competing with the Gamecock football team, where he posted two touchdowns on the year ... Named to the SEC All-Freshman football team ... Posted 707 all-purpose yards in 2011 ... (**BASKETBALL**) In first game of the season vs. Providence (Dec. 1), tallied six points and one assist in 27 minutes off the bench ... Tallied nine points, including the game-winning free throw, in 58-55 victory at Clemson (Dec. 4) ... Posted a season high 15 points, while adding three assists in win over Presbyterian (Dec. 13) ... Tallied eight points vs. No. 2 Ohio State (Dec. 17) ... Posted two points vs. SE Louisiana (Dec. 21) ... Season highs with 17 points and five made shots from beyond the arc in win over Wofford (Dec. 28) ... Will miss the USC Upstate contest while he competes with the South Carolina football team in Orlando for the Capital One Bowl ... Returned to basketball team, hitting a perfect 3-of-3 from 3-point range to score nine points off the bench vs. SC State (Jan. 3) ... Struggled from the floor at No. 2 Kentucky (Jan. 7), hitting just 3-of-13 ... Tallied eight points and a season high four assists vs. the Wildcats ... Tallied a season and team best 20 points, including 18 in the second half in loss vs. Vanderbilt (Jan. 10) ... Tallied a team high 17 points, while adding three assists in loss to No. 19 Florida (Jan. 14) ... Started for the first time this season vs. the Gators ... Tallied nine points and four assists, but had five turnovers in loss at Auburn (Jan. 21) ... Hit the first "last second" game winner of his career, scoring on a layup with 1.3 seconds left on the clock to give the Gamecocks their first SEC win, a 56-54 victory over Alabama (Jan. 25); contributed 12 points and two assists vs. the Crimson Tide ... Posted nine points and a season high five assists in loss at Ole Miss (Jan. 28) ... Led the team with 15 points and three assists at No. 12/11 Florida (Feb. 2) ... Struggled from the floor vs. No. 1 UK (Feb. 4), posted just three points ...

CAREER VS. ARKANSAS (1 GAME)

MIN	PTS	RBS	AST	BLK	STL	FG%	3FG%	FT%
30.0	13.0	2.0	4.0	0.0	1.0	27.3	0.0	63.6

CAREER STATISTICS

Season	GP-GS	Min	Avg	FG	FGA	Pct	3FG	3FGA	Pct	FT	FTA	Pct	Off	Def	Tot	Avg	PF	FO	Ast	TO	Blk	Stl	Pts	Avg
2010-11	30-30	928	30.9	138	423	.326	61	198	.308	47	74	.635	25	75	100	3.3	75	0	97	87	0	31	384	12.8
2011-12	16-7	438	27.4	65	182	.357	27	78	.346	14	20	.700	10	19	29	1.8	33	0	43	30	1	8	171	10.7
Totals	46-37	1366	29.7	203	605	.335	88	276	.318	61	94	.648	35	94	129	2.8	108	0	140	117	1	39	555	12.1

CAREER SEC STATISTICS

Season	GP-GS	Min	Avg	FG	FGA	Pct	3FG	3FGA	Pct	FT	FTA	Pct	Off	Def	Tot	Avg	PF	FO	Ast	TO	Blk	Stl	Pts	Avg
2011	16-16	500	31.3	69	237	.291	31	122	.254	23	35	.657	18	32	50	3.1	41	0	42	43	0	14	192	12.0
2012	9-7	281	31.2	42	122	.344	15	50	.300	6	10	.600	7	11	18	2.0	18	0	33	19	0	6	105	11.7
Totals	25-23	781	31.2	111	359	.309	46	172	.267	29	45	.644	25	43	68	2.7	59	0	75	62	0	20	297	11.9



#24 - DAMONTRE HARRIS

SOPHOMORE - FORWARD

6'9 - 226 - 1 LETTER

FAYETTEVILLE, N.C. - TRINITY CHRISTIAN

HARRIS' CAREER HIGHS

POINTS

15, vs. Southern Cal (Nov. 26, 2011)

FIELD GOALS

7, vs. Southern Cal (Nov. 26, 2011)

FIELD GOAL ATTEMPTS

11, twice, last vs. Alabama (Jan. 25, 2012)

3-POINT FIELD GOALS

-

3-POINT FIELD GOAL ATTEMPTS

1, twice, last vs. Tennessee (March 3, 2011)

FREE THROWS

4, twice, last at Florida (Feb. 2, 2012)

FREE THROW ATTEMPTS

7, vs. Elon (Nov. 15, 2011)

REBOUNDS

10, 3 times, last vs. Vanderbilt (Jan. 10, 2012)

ASSISTS

3, twice, last vs. Wofford (Dec. 28, 2011)

BLOCKS

6, twice, last at Florida (Feb. 2, 2012)

STEALS

3, at Florida (Feb. 2, 2012)

MINUTES PLAYED

37, twice, last at Florida (Feb. 2, 2012)

HARRIS' SEASON HIGHS

POINTS

15, vs. Southern Cal (Nov. 26, 2011)

FIELD GOALS

7, vs. Southern Cal (Nov. 26, 2011)

FIELD GOAL ATTEMPTS

11, twice, last vs. Alabama (Jan. 25, 2012)

3-POINT FIELD GOALS

-

3-POINT FIELD GOAL ATTEMPTS

-

FREE THROWS

4, twice, last at Florida (Feb. 2, 2012)

FREE THROW ATTEMPTS

7, vs. Elon (Nov. 15, 2011)

REBOUNDS

10, twice, last vs. Vanderbilt (Jan. 10, 2012)

ASSISTS

3, vs. Wofford (Dec. 28, 2011)

BLOCKS

6, twice, last at Florida (Feb. 2, 2012)

STEALS

3, at Florida (Feb. 2, 2012)

MINUTES PLAYED

37, twice, last at Florida (Feb. 2, 2012)

2011-12

Opponent	Date	GS	Min	FG-FGA	Pct	3FG-FGA	Pct	FT-FTA	Pct	Off	Def	Tot	Avg	PF	FO	A	TO	Blk	Stl	Pts	Avg
Western Carolina	Nov. 11	*	19	1-4	.250	0-0	.000	1-2	.500	1	0	1	1.0	4	0	0	1	2	0	3	3.0
at Elon	Nov. 15	*	26	2-4	.300	0-0	.000	4-7	.566	6	4	10	5.5	1	0	0	1	1	2	8	5.5
Tenn State	Nov. 20	*	16	2-2	.417	0-0	.000	1-1	.600	0	7	7	6.0	2	0	0	0	2	0	5	5.3
Miss Valley State	Nov. 22	*	19	1-3	.400	0-0	.000	2-2	.667	2	1	3	5.3	2	0	0	1	1	0	4	5.0
UNC	Nov. 25	*	19	0-2	.353	0-0	.000	0-0	.667	2	3	5	5.2	3	0	0	0	1	1	0	4.0
So. California	Nov. 26	*	30	7-11	.464	0-0	.000	1-1	.692	3	3	6	5.3	1	0	0	0	2	0	15	5.8
Providence	Dec. 1	*	15	0-1	.448	0-0	.000	0-0	.692	1	1	2	4.9	1	0	0	0	1	0	0	5.0
at Clemson	Dec. 4	*	35	4-9	.447	0-0	.000	2-2	.733	3	3	6	5.0	2	0	0	1	5	1	10	5.6
Presbyterian	Dec. 13	*	26	4-6	.477	0-0	.000	1-1	.750	0	3	3	4.8	4	0	2	1	5	0	9	6.0
Ohio State	Dec. 17	*	28	2-4	.479	0-0	.000	0-0	.750	0	2	2	4.5	0	0	1	0	0	1	4	5.8
SE Louisiana	Dec. 21	*	22	1-2	.480	0-0	.000	1-2	.722	3	4	7	4.7	4	0	0	2	1	2	3	5.5
Wofford	Dec. 28	*	29	3-6	.482	0-0	.000	0-0	.722	2	5	7	4.9	1	0	3	2	5	2	6	5.6
USC Upstate	Dec. 31	*	28	1-4	.467	0-0	.000	0-0	.722	1	4	5	4.9	4	0	2	0	3	2	2	5.3
SC State	Jan. 3	*	21	4-9	.464	0-0	.000	3-3	.762	1	5	6	5.0	4	0	0	3	1	0	11	5.7
at Kentucky	Jan. 7	*	23	4-5	.486	0-0	.000	2-2	.783	2	1	3	4.9	4	0	1	0	2	1	10	6.0
Vanderbilt	Jan. 10	*	31	4-7	.494	0-0	.000	3-4	.778	7	3	10	5.2	2	0	0	3	1	1	11	6.3
Florida	Jan. 14	*	23	3-3	.512	0-0	.000	3-4	.774	3	3	6	5.2	4	0	1	2	0	1	9	6.5
at Auburn	Jan. 21	*	37	3-5	.517	0-0	.000	0-0	.774	3	4	7	5.3	1	0	0	5	6	2	6	6.4
Alabama	Jan. 25	*	29	5-11	.510	0-0	.000	2-3	.765	3	0	3	5.2	3	0	0	2	0	0	12	6.7
at Ole Miss	Jan. 28	*	16	3-3	.524	0-0	.000	0-0	.765	2	1	3	5.1	5	1	0	0	1	2	6	6.7
at Florida	Feb. 2	*	37	4-5	.537	0-0	.000	4-4	.789	2	7	9	5.3	3	0	0	1	6	3	12	7.0
Kentucky	Feb. 4	*	27	2-4	.536	0-0	.000	1-2	.775	2	4	6	5.3	3	0	0	0	4	0	5	6.9
at Tennessee	Feb. 8	*	21	1-7	.513	0-0	.000	0-0	.775	2	3	5	5.3	4	0	0	0	1	1	2	6.7
at Arkansas	Feb. 11																				
Georgia	Feb. 15																				
LSU	Feb. 18																				
at Vanderbilt	Feb. 22																				
Tennessee	Feb. 25																				
Mississippi State	Feb. 29																				
at Georgia	March 3																				

SEASON NOTES

Blocked two shots in season opener vs. Western Carolina (Nov. 11), but collected just one rebound and tallied three points ... Just two points away from first-career double-double with eight points and 10 rebounds vs. Elon (Nov. 15) ... Collected seven rebounds in just 16 minutes vs. Tennessee State (Nov. 20) ... Went 2-for-2 from the line against Mississippi Valley State (Nov. 22) and collected three rebounds with one block ... Collected five rebounds vs. #1 North Carolina (Nov. 25) ... Tallied a career high 15 points on 7-of-11 shooting from the field vs. Southern Cal (Nov. 26) ... One block vs. Providence (Dec. 1) ... Matched career high with five blocks, in a career high 35 minutes, while adding 10 points in win at Clemson (Dec. 4) ... Matched career high for second straight game with five blocks in win vs. Presbyterian (Dec. 13) ... Posted four points, one assist and one steal vs. No. 2 Ohio State (Dec. 17) ... Collected a team high seven rebounds vs. SE Louisiana (Dec. 21) ... Stellar numbers in win over Wofford (Dec. 28), matching career high with five blocks, while adding six points, seven rebounds, three assists and two steals in just 29 minutes ... Dished two assists and matched season high with two steals in 28 minutes vs. USC Upstate (Dec. 31) ... Matched Malik Cooke for a team high 11 points vs. SC State (Jan. 3) ... Tallied 10 points and two blocks at No. 2 Kentucky (Jan. 7) ... Collected first career double-double with 11 points and 10 rebounds vs. Vanderbilt (Jan. 10) ... Was in foul trouble vs. No. 19 Florida (Jan. 14), but scored nine points ... Blocked a career high six shots, while matching career high with two steals in loss at Auburn (Jan. 21) ... Tallied 12 points and blocked two shots in SEC victory vs. Alabama (Jan. 25) ... Fouled out in just 16 minutes played at Ole Miss (Jan. 28), contributed six points and two steals ... Career night at No. 12 Florida (Feb. 2), with six blocks, three steals and 12 points ... Was in foul trouble early vs. No. 1 UK (Feb. 4) with three fouls in the first nine minutes against the Wildcats ... Blocked four shots vs. UK ... Struggled from the floor at Tennessee (Feb. 8), hitting just 1 of 7 attempts for two points ...

CAREER VS. ARKANSAS (1 GAME)

MIN	PTS	RBS	AST	BLK	STL	FG%	3FG%	FT%
5.0	2.0	1.0	0.0	1.0	1.0	50.0	0.0	0.0

CAREER STATISTICS

Season	GP-GS	Min	Avg	FG	FGA	Pct	3FG	3FGA	Pct	FT	FTA	Pct	Off	Def	Tot	Avg	PF	FO	Ast	TO	Blk	Stl	Pts	Avg
2010-11	29-19	491	16.9	47	82	.573	0	2	.000	13	22	.591	48	56	104	3.6	61	1	13	21	26	14	107	3.7
2011-12	23-23	577	25.1	61	119	.513	0	0	.000	31	40	.775	51	71	122	5.3	62	1	10	23	53	22	153	6.7
Totals	52-42	1068	20.5	108	201	.537	0	2	.000	44	62	.709	99	127	226	4.3	123	2	23	44	79	36	260	5.0

CAREER SEC STATISTICS

Season	GP-GS	Min	Avg	FG	FGA	Pct	3FG	3FGA	Pct	FT	FTA	Pct	Off	Def	Tot	Avg	PF	FO	Ast	TO	Blk	Stl	Pts	Avg
2011	16-15	293	18.3	28	49	.571	0	2	.000	7	10	.700	28	27	55	3.4	40	1	6	9	12	9	63	3.9
2012	9-9	244	27.1	29	50	.580	0	0	.000	15	19	.789	26	26	52	5.8	29	1	2	11	23	11	73	8.1
Totals	25-24	537	21.5	57	99	.575	0	2	.000	22	29	.758	54	53	107	4.3	69	2	8	20	35	20	136	5.4



#2 - BRIAN RICHARDSON

SOPHOMORE - GUARD

6'4 - 171 - 1 LETTER

WILSON, N.C. - GREENFIELD SCHOOL

RICHARDSON'S CAREER HIGHS

POINTS

17, vs. SC State (Jan. 4, 2011)

FIELD GOALS

6, vs. SC State (Jan. 4, 2011)

FIELD GOAL ATTEMPTS

12, vs. Providence (Dec. 1, 2011)

3-POINT FIELD GOALS

5, vs. SC State (Jan. 4, 2011)

3-POINT FIELD GOAL ATTEMPTS

9, 3 times, last vs. Southern Cal (Nov. 26, 2011)

FREE THROWS

7, vs. Delaware State (12/1/10)

FREE THROW ATTEMPTS

8, vs. Delaware State (12/1/10)

REBOUNDS

5, vs. USC Upstate (Nov. 23, 2010)

ASSISTS

3, twice, last vs. Delaware State (12/1/10)

BLOCKS

1, 7 times, last vs. West. Carolina (Nov. 11, 2011)

STEALS

2, five times, last vs. Presbyterian (Dec. 13, 2011)

MINUTES PLAYED

33, at Furman (Dec. 22, 2010)

RICHARDSON'S SEASON HIGHS

POINTS

12, vs. Southern Cal (Nov. 26, 2011)

FIELD GOALS

4, vs. Southern Cal (Nov. 26, 2011)

FIELD GOAL ATTEMPTS

12, vs. Providence (Dec. 1, 2011)

3-POINT FIELD GOALS

4, vs. Southern Cal (Nov. 26, 2011)

3-POINT FIELD GOAL ATTEMPTS

9, vs. Southern Cal (Nov. 26, 2011)

FREE THROWS

2, at Auburn (Jan. 21, 2012)

FREE THROW ATTEMPTS

2, twice, last at Auburn (Jan. 21, 2012)

REBOUNDS

4, vs. Providence (Dec. 1, 2011)

ASSISTS

2, twice, last vs. North Carolina (Nov. 25, 2011)

BLOCKS

1, vs. Western Carolina (Nov. 11, 2011)

STEALS

2, vs. Presbyterian (Dec. 13, 2011)

MINUTES PLAYED

27, vs. Southern Cal (Nov. 26, 2011)

2011-12

Opponent	Date	GS	Min	FG-FGA	Pct	3FG-FGA	Pct	FT-FTA	Pct	Off	Def	Tot	Avg	PF	FO	A	TO	Blk	Stl	Pts	Avg	
Western Carolina	Nov. 11	19	2-4	.500	1-3	.333	0-0	.000	1	0	1	1.0	1	0	1	1	5	0	0	1	5	5.0
at Elon	Nov. 15	21	2-9	.308	0-6	.111	0-0	.000	0	0	0	0.5	0	0	0	0	1	4	4	4	4	4.5
Tenn State	Nov. 20	16	0-8	.190	0-5	.071	0-0	.000	1	0	1	0.7	3	0	2	0	0	0	0	0	3	3.0
Miss Valley State	Nov. 22	11	1-5	.192	0-3	.059	0-0	.000	0	2	2	1.0	1	0	1	1	0	0	2	2	2	2.8
UNC	Nov. 25	19	2-6	.219	0-4	.048	0-0	.000	0	3	3	1.4	4	0	2	3	0	0	4	4	3	3.0
So. California	Nov. 26	27	4-9	.268	4-7	.179	0-0	.000	0	2	2	1.5	2	0	1	2	0	0	12	4	5	4.5
Providence	Dec. 1	17	2-12	.245	0-6	.147	1-1	1.000	2	2	4	1.9	3	0	0	0	0	0	5	4	6	4.6
at Clemson	Dec. 4	20	3-4	.281	2-3	.189	1-2	.667	1	2	3	2.0	0	0	0	0	0	0	9	5	1	5.1
Presbyterian	Dec. 13	14	1-4	.279	0-1	.184	0-0	.667	1	2	3	2.1	1	0	0	2	0	2	2	4	8	4.8
Ohio State	Dec. 17	3	0-1	.274	0-0	.184	0-0	.667	0	0	0	1.9	0	0	1	1	0	0	0	4	3	4.3
SE Louisiana	Dec. 21	8	0-1	.270	0-1	.179	0-0	.667	0	0	0	1.7	2	0	1	0	0	0	0	3	9	3.9
Wofford	Dec. 28	4	0-0	.270	0-0	.179	0-0	.667	0	0	0	1.6	0	0	0	0	0	0	0	0	3	3.6
USC Upstate	Dec. 31	18	2-2	.292	2-2	.220	0-0	.667	0	1	1	1.5	1	0	0	0	0	0	6	3	8	3.8
SC State	Jan. 3	11	1-4	.290	0-2	.209	0-0	.667	0	0	0	1.4	0	0	0	2	0	1	2	3	6	3.6
at Kentucky	Jan. 7	5	0-2	.282	0-2	.200	0-0	.667	0	0	0	1.3	1	0	0	0	0	1	0	3	4	3.4
Vanderbilt	Jan. 10	10	2-3	.297	2-3	.229	0-0	.667	0	0	0	1.3	2	0	0	0	0	0	6	3	6	3.6
Florida	Jan. 14	* 21	3-8	.305	1-4	.231	0-0	.667	1	0	1	1.2	2	0	0	1	0	0	7	3	8	3.8
at Auburn	Jan. 21	* 17	0-1	.301	0-1	.226	2-2	.800	0	1	1	1.2	1	0	0	1	0	0	2	3	7	3.7
Alabama	Jan. 25	-	-	-	-	-	-	DNP	-	-	-	-	-	-	-	-	-	-	-	-	-	-
at Ole Miss	Jan. 28	-	-	-	-	-	-	DNP	-	-	-	-	-	-	-	-	-	-	-	-	-	-
at Florida	Feb. 2	12	2-6	.303	1-3	.232	0-0	.800	1	1	2	1.3	2	0	0	1	0	0	5	3	7	3.7
Kentucky	Feb. 4	3	0-1	.300	0-0	.232	0-0	.800	0	0	0	1.2	0	0	1	0	0	0	0	3	6	3.6
at Tennessee	Feb. 8	1	0-0	.300	0-0	.292	0-0	.800	0	0	0	1.1	0	0	0	0	0	0	0	3	4	3.4
at Arkansas	Feb. 11																					
Georgia	Feb. 15																					
LSU	Feb. 18																					
at Vanderbilt	Feb. 22																					
Tennessee	Feb. 25																					
Mississippi State	Feb. 29																					
at Georgia	March 3																					

SEASON NOTES

Was solid in season opener win over Western Carolina (Nov. 11), posting five points, dishing one assist, one block and one steal ... Struggled from the floor vs. Elon (Nov. 15), hitting 2-of-9 attempts overall ... Dished two assists vs. Tennessee State (Nov. 20) ... Grabbed two rebounds and scored two points in 11 minutes against Mississippi Valley State (Nov. 22) ... Tallied four points and dished two assists vs. #1 North Carolina (Nov. 25) ... Breakout game with 12 points on 4-of-7 shooting vs. Southern Cal (Nov. 26) ... Tallied five points and collected four rebounds vs. Providence (Dec. 1) ... Solid in win at Clemson (Dec. 4), providing nine points and three rebounds ... Matched career high with two steals vs. Presbyterian (Dec. 13) ... One assist vs. No. 2 Ohio State (Dec. 17) ... Saw action vs. SE Louisiana (Dec. 21) ... Played vs. Wofford (Dec. 28) ... A perfect 2-of-2 from 3-point range in win over USC Upstate (Dec. 31) ... Contributed two points and one steal vs. SC State (Jan. 3) ... Saw action at No. 2 Kentucky (Jan. 7) ... Hit two of three attempts from 3-point range in loss to Vanderbilt (Jan. 10) ... Earned first start of the season vs. No. 19 Florida (Jan. 14), posting seven points ... Tallied two points and one rebound at Auburn (Jan. 21) ... Saw action at No. 12 Florida (Feb. 2), scored five points ... Saw action vs. No. 1 Kentucky (Feb. 4) ...

CAREER VS. ARKANSAS (1 GAME)

MIN	PTS	RBS	AST	BLK	STL	FG%	3FG%	FT%
11.0	0.0	1.0	0.0	0.0	0.0	0.0	0.0	0.0

CAREER STATISTICS

Season	GP-GS	Min	Avg	FG	FGA	Pct	3FG	3FGA	Pct	FT	FTA	Pct	Off	Def	Tot	Avg	PF	FO	Ast	TO	Blk	Stl	Pts	Avg
2010-11	30-24	582	19.4	53	158	.335	41	122	.336	30	44	.682	5	43	48	1.6	57	1	16	29	6	20	177	5.9
2011-12	21-2	279	13.3	27	90	.300	13	56	.232	4	5	.800	8	16	24	1.1	26	0	10	14	1	6	71	3.4
Totals	51-26	861	16.9	80	248	.322	54	178	.303	34	49	.694	13	59	72	1.4	83	1	26	43	7	26	248	4.8

CAREER SEC STATISTICS

Season	GP-GS	Min	Avg	FG	FGA	Pct	3FG	3FGA	Pct	FT	FTA	Pct	Off	Def	Tot	Avg	PF	FO	Ast	TO	Blk	Stl	Pts	Avg
2011	16-11	258	16.1	19	68	.276	16	50	.320	10	18	.556	4	18	22	1.4	31	1	3	15	3	11	64	4.0
2012	7-2	69	9.9	7	21	.333	4	13	.308	2	2	1.000	2	2	4	0.6	8	0	1	3	0	1	20	2.9
Totals	23-13	327	14.2	26	89	.292	20	63	.317	12	20	.600	6	20	26	1.1	39	1	4	18	3	12	84	3.6



#33 - RJ SLAWSON

SOPHOMORE - FORWARD

6'8 - 207 - 1 LETTER

CHARLESTON, S.C. - FORT DORCHESTER

SLAWSON'S CAREER HIGHS

POINTS

13, vs. North Carolina (Nov. 25, 2011)

FIELD GOALS

6, vs. North Carolina (Nov. 25, 2011)

FIELD GOAL ATTEMPTS

10, vs. North Carolina (Nov. 25, 2011)

3-POINT FIELD GOALS

2, 4 times, last vs. SC State (Jan. 3, 2012)

3-POINT FIELD GOAL ATTEMPTS

4, vs. SC State (Jan. 3, 2012)

FREE THROWS

4, 3 times, last vs. Providence (Dec. 1, 2011)

FREE THROW ATTEMPTS

6, vs. Tenn. State (Nov. 20, 2011)

REBOUNDS

14, vs. North Carolina (Nov. 25, 2011)

ASSISTS

3, vs. SC State (Jan. 3, 2012)

BLOCKS

4, vs. North Carolina (Nov. 25, 2011)

STEALS

3, vs. SC State (Jan. 3, 2012)

MINUTES PLAYED

31, vs. North Carolina (Nov. 25, 2011)

SLAWSON'S SEASON HIGHS

POINTS

13, vs. North Carolina (Nov. 25, 2011)

FIELD GOALS

6, vs. North Carolina (Nov. 25, 2011)

FIELD GOAL ATTEMPTS

10, vs. North Carolina (Nov. 25, 2011)

3-POINT FIELD GOALS

2, 3 times, last vs. SC State (Jan. 3, 2012)

3-POINT FIELD GOAL ATTEMPTS

4, vs. SC State (Jan. 3, 2012)

FREE THROWS

4, twice, last vs. Providence (Dec. 1, 2011)

FREE THROW ATTEMPTS

6, vs. Tenn. State (Nov. 20, 2011)

REBOUNDS

14, vs. North Carolina (Nov. 25, 2011)

ASSISTS

3, vs. SC State (Jan. 3, 2012)

BLOCKS

4, vs. North Carolina (Nov. 25, 2011)

STEALS

3, vs. SC State (Jan. 3, 2012)

MINUTES PLAYED

31, vs. North Carolina (Nov. 25, 2011)

2011-12

Opponent	Date	GS	Min	FG-FGA	Pct	3FG-FGA	Pct	FT-FTA	Pct	Off	Def	Tot	Avg	PF	FO	A	TO	Blk	Stl	Pts	Avg
Western Carolina	Nov. 11	21	3-4	.750	0-0	.000	1-2	.500	3	0	3	3.0	3	0	1	0	0	1	7	7.0	
at Elon	Nov. 15	11	1-5	.444	0-2	.000	0-0	.500	1	2	3	3.0	2	0	0	0	1	2	4	5.8	
Tenn State	Nov. 20	28	2-7	.438	0-2	.000	4-6	.625	3	3	6	4.0	3	0	0	2	1	1	10	6.3	
Miss Valley State	Nov. 22	16	2-6	.409	0-0	.000	0-2	.500	1	2	3	3.8	4	0	2	0	1	1	4	5.8	
UNC	Nov. 25	31	6-10	.600	1-1	.000	1-2	.500	4	10	14	5.8	4	0	0	4	4	1	13	7.2	
So. California	Nov. 26	29	3-6	.474	2-3	.250	1-1	.538	0	3	3	5.3	1	0	2	1	1	0	9	7.5	
Providence	Dec. 1	22	2-8	.435	0-1	.222	4-4	.647	4	4	8	5.7	4	0	1	2	1	2	8	7.6	
at Clemson	Dec. 4	6	0-0	.435	0-0	.222	0-0	.647	0	1	1	5.1	2	0	0	0	0	0	0	6.6	
Presbyterian	Dec. 13	17	1-3	.429	0-0	.222	0-0	.647	1	3	4	5.0	2	0	0	0	2	0	2	6.1	
Ohio State	Dec. 17	16	1-2	.431	1-2	.273	0-0	.647	0	0	0	4.5	3	0	0	1	0	0	3	5.8	
SE Louisiana	Dec. 21	12	1-4	.418	0-2	.231	0-0	.647	1	0	1	4.2	5	1	0	2	0	0	2	5.5	
Wofford	Dec. 28	16	2-3	.431	2-3	.313	1-2	.632	1	0	1	3.9	2	0	2	0	1	1	7	5.6	
USC Upstate	Dec. 31	25	4-5	.460	1-2	.333	1-2	.619	3	5	8	4.2	3	0	0	1	2	0	10	5.9	
SC State	Jan. 3	24	3-5	.471	2-4	.364	1-2	.609	2	7	9	4.6	1	0	3	0	0	3	9	6.1	
at Kentucky	Jan. 7	19	2-4	.472	1-1	.391	0-0	.609	5	1	6	4.7	4	0	1	1	1	1	5	6.1	
Vanderbilt	Jan. 10	19	0-0	.472	0-0	.391	0-0	.609	0	1	1	4.4	2	0	0	0	0	2	0	5.7	
Florida	Jan. 14	23	2-4	.474	0-1	.375	1-1	.625	1	2	3	4.4	2	0	0	1	0	1	5	5.6	
at Auburn	Jan. 21	14	2-3	.481	1-2	.385	0-0	.625	0	0	0	4.1	0	0	0	2	0	1	5	5.6	
Alabama	Jan. 25	15	2-6	.471	0-3	.345	0-0	.625	6	3	9	4.4	4	0	0	1	0	1	4	5.5	
at Ole Miss	Jan. 28	18	0-2	.460	0-0	.345	0-0	.625	0	3	3	4.3	2	0	1	1	0	0	0	5.3	
at Florida	Feb. 2	13	1-2	.461	0-0	.345	0-0	.625	1	1	2	4.2	1	0	0	1	0	0	2	5.1	
Kentucky	Feb. 4	8	0-1	.456	0-0	.345	1-2	.615	1	0	1	4.0	4	0	0	2	0	1	1	4.9	
at Tennessee	Feb. 8	23	3-5	.463	1-3	.344	2-3	.621	1	4	5	4.1	4	0	0	2	1	0	9	5.1	
at Arkansas	Feb. 11																				
Georgia	Feb. 15																				
LSU	Feb. 18																				
at Vanderbilt	Feb. 22																				
Tennessee	Feb. 25																				
Mississippi State	Feb. 29																				
at Georgia	March 3																				

SEASON NOTES

Was 3-of-4 from the floor with seven points in season opener vs. Western Carolina (Nov. 11) ... Tallied two points vs. Elon (Nov. 15) ... Posted or matched several career highs with 10 points, including a 4-of-6 effort from the charity stripe, while playing a career high 28 minutes vs. Tennessee State (Nov. 20) ... Tied his career highs with two assists, one block and one steal vs. Mississippi Valley State (Nov. 22) ... Posted a career night vs. #1 North Carolina (Nov. 25), posting career highs with 13 points, 14 rebounds and four blocks ... Named to the Las Vegas Invitational All-Tournament team after finishing tournament play with nine points vs. Southern Cal (Nov. 26) ... Collected a team best eight rebounds vs. Providence (Dec. 1) ... Suffered from right foot strain following Providence contest, however, was available for contest at Clemson (Dec. 4) ... Blocked two shots vs. Presbyterian (Dec. 13) ... Posted three points vs. No. 2 Ohio State (Dec. 17) ... Saw action vs. SE Louisiana (Dec. 21) ... Tallied seven points, hitting two 3s in win vs. Wofford (Dec. 28) ... Tallied 10 points and collected eight rebounds and two blocks in win over USC Upstate (Dec. 31) for best game since UNC contest ... Career game vs. SC State (Jan. 3), nine points, nine rebounds and a career high three assists and three steals ... Solid at No. 2 Kentucky (Jan. 7), posting five points, six rebounds, and one block, assist and steal ... Two steals in loss vs. Vanderbilt (Jan. 10) ... Contributed five points vs. No. 19 Florida (Jan. 14) ... Tallied five points in contest at Auburn (Jan. 21) ... Collected an SEC career high nine rebounds, including six offensive, in 56-54 victory vs. Alabama (Jan. 25) ... Collected three rebounds and one assists at Ole Miss (Jan. 28) ... Saw action at No. 12 Florida (Feb. 2), scoring two points and collecting two rebounds ... Posted two blocks vs. No. 1 Kentucky (Feb. 4) ... Earned first career start at Tennessee (Feb. 8), scored nine points and collected five rebounds ...

CAREER VS. ARKANSAS (1 GAME)

MIN	PTS	RBS	AST	BLK	STL	FG%	3FG%	FT%
12.0	3.0	2.0	0.0	0.0	0.0	33.3	50.0	0.0

CAREER STATISTICS

Season	GP-GS	Min	Avg	FG	FGA	Pct	3FG	3FGA	Pct	FT	FTA	Pct	Off	Def	Tot	Avg	PF	FO	Ast	TO	Blk	Stl	Pts	Avg
2010-11	28-0	252	9.0	24	58	.414	6	19	.316	9	11	.818	22	37	59	2.1	40	1	4	14	5	7	63	2.3
2011-12	23-1	426	18.5	44	95	.463	11	32	.344	18	29	.621	39	55	94	4.1	62	1	13	22	17	17	117	5.1
Totals	51-1	678	13.3	68	153	.444	17	51	.333	27	40	.675	61	92	153	3.0	102	2	17	36	22	24	180	3.5

CAREER SEC STATISTICS

Season	GP-GS	Min	Avg	FG	FGA	Pct	3FG	3FGA	Pct	FT	FTA	Pct	Off	Def	Tot	Avg	PF	FO	Ast	TO	Blk	Stl	Pts	Avg
2011	15-0	153	10.2	11	32	.344	4	11	.364	4	4	1.000	11	20	31	2.1	27	1	0	4	2	4	30	2.0
2012	9-1	152	16.9	12	27	.444	3	10	.300	4	6	.667	15	15	30	3.3	23	0	2	9	4	6	31	3.4
Totals	24-1	305	12.7	23	59	.389	7	21	.333	8	10	.800	26	35	61	2.5	70	1	2	13	6	10	61	2.5



#5 - ERIC SMITH

SOPHOMORE - GUARD

5'11 - 210 - 1 LETTER

MULLINS, S.C. - CHRIST SCHOOL

SMITH'S CAREER HIGHS

POINTS

18, vs. Tenn. State (Nov. 20, 2011)

FIELD GOALS

6, twice, last vs. Providence (Dec. 1, 2011)

FIELD GOAL ATTEMPTS

13, vs. Providence (Dec. 1, 2011)

3-POINT FIELD GOALS

5, vs. Tenn. State (Nov. 20, 2011)

3-POINT FIELD GOAL ATTEMPTS

8, vs. Providence (Dec. 1, 2011)

FREE THROWS

3, vs. Kentucky (Jan. 22, 2011)

FREE THROW ATTEMPTS

4, vs. Radford (Nov. 19, 2010)

REBOUNDS

3, 7 times, last at Kentucky (Jan. 7, 2012)

ASSISTS

7, vs. Ole Miss (Feb. 22, 2011)

BLOCKS

-

STEALS

2, 4 times, last vs. SE Louisiana (Dec. 21, 2011)

MINUTES PLAYED

31, vs. Miss. Valley State (Nov. 2, 2011)

SMITH'S SEASON HIGHS

POINTS

18, vs. Tenn. State (Nov. 20, 2011)

FIELD GOALS

6, twice, last vs. Providence (Dec. 1, 2011)

FIELD GOAL ATTEMPTS

13, vs. Providence (Dec. 1, 2011)

3-POINT FIELD GOALS

5, vs. Tenn. State (Nov. 20, 2011)

3-POINT FIELD GOAL ATTEMPTS

8, vs. Providence (Dec. 1, 2011)

FREE THROWS

1, 3 times, last vs. USC Upstate (Dec. 31, 2011)

FREE THROW ATTEMPTS

2, twice, last vs. Providence (Dec. 1, 2011)

REBOUNDS

3, 4 times, last at Kentucky (Jan. 7, 2012)

ASSISTS

4, vs. Western Carolina (Nov. 11, 2011)

BLOCKS

-

STEALS

2, 3 times, last vs. SE Louisiana (Dec. 21, 2011)

MINUTES PLAYED

31, vs. Miss. Valley State (Nov. 2, 2011)

2011-12

Opponent	Date	GS	Min	FG-FGA	Pct	3FG-FGA	Pct	FT-FTA	Pct	Off	Def	Tot	Avg	PF	FO	A	TO	Blk	Stl	Pts	Avg	
Western Carolina	Nov. 11	19	4-6	.667	1-2	.500	0-2	.000	0	0	0	0.0	0	4	1	0	0	9	9.0			
at Elon	Nov. 15	14	3-5	.636	0-2	.250	0-1	.000	0	1	1	0.5	2	0	2	1	0	1	6	7.5		
Tenn State	Nov. 20	18	6-10	.619	5-7	.545	1-1	.250	0	2	2	1.0	2	0	1	4	0	0	18	11.0		
Miss Valley State	Nov. 22	*	31	3-6	.593	2-3	.572	0-1	.200	1	2	3	1.5	2	0	2	4	0	2	8	10.3	
UNC	Nov. 25	*	27	2-6	.545	2-5	.266	0-0	.200	0	0	0	1.2	1	0	3	3	0	0	6	9.4	
So. California	Nov. 26	*	20	1-1	.559	1-1	.550	0-0	.200	0	0	0	1.0	4	0	1	3	0	1	3	8.3	
Providence	Dec. 1	*	28	6-13	.532	3-8	.500	1-2	.286	1	2	3	1.3	2	0	1	0	0	2	16	9.4	
at Clemson	Dec. 4	*	22	2-3	.540	0-1	.483	0-0	.286	0	2	2	1.4	2	0	3	1	0	0	4	8.8	
Presbyterian	Dec. 13	*	19	0-4	.500	0-1	.467	0-0	.286	0	3	3	1.6	1	0	2	0	0	0	0	7.8	
Ohio State	Dec. 17	*	23	2-5	.492	1-2	.469	0-0	.286	1	0	1	1.5	0	0	1	2	0	0	5	7.5	
SE Louisiana	Dec. 21	*	19	2-4	.492	1-2	.471	2-4	.364	0	0	0	1.4	0	0	1	0	0	2	7	7.5	
Wofford	Dec. 28	*	17	0-3	.470	0-2	.444	0-0	.364	0	0	0	1.3	0	0	1	2	0	0	0	6.8	
USC Upstate	Dec. 31	*	19	2-4	.471	0-1	.432	1-1	.417	0	0	0	1.2	5	1	1	4	0	0	5	6.7	
SC State	Jan. 3	*	16	3-5	.480	2-3	.450	0-0	.417	0	2	2	1.2	1	0	2	2	0	0	8	6.8	
at Kentucky	Jan. 7	*	12	1-4	.468	1-2	.452	0-0	.417	0	3	3	1.3	0	0	1	1	0	0	3	6.5	
Vanderbilt	Jan. 10	*	16	0-4	.446	0-2	.432	0-0	.417	0	0	0	1.3	0	0	1	1	0	0	0	6.1	
Florida	Jan. 14	2	0-0	.446	0-0	.432	0-0	.417	0	0	0	1.2	0	0	1	1	0	0	0	5.8		
at Auburn	Jan. 21	1	0-0	.446	0-0	.432	0-0	.417	0	0	0	1.1	0	0	0	0	0	0	0	5.6		
Alabama	Jan. 25	-	-	-	-	-	-	-	DNP	-	-	-	-	-	-	-	-	-	-	-	-	
at Ole Miss	Jan. 28	-	-	-	-	-	-	-	DNP	-	-	-	-	-	-	-	-	-	-	-	-	
at Florida	Feb. 2	-	-	-	-	-	-	-	DNP	-	-	-	-	-	-	-	-	-	-	-	-	
Kentucky	Feb. 4	12	1-3	.442	0-0	.432	0-0	.417	0	1	1	1.1	0	0	0	2	0	0	2	5.3		
at Tennessee	Feb. 8	6	0-1	.437	0-0	.432	0-0	.417	0	0	0	1.1	0	0	0	0	0	0	0	5.0		
at Arkansas	Feb. 11																					
Georgia	Feb. 15																					
LSU	Feb. 18																					
at Vanderbilt	Feb. 22																					
Tennessee	Feb. 25																					
Mississippi State	Feb. 29																					
at Georgia	March 3																					

SEASON NOTES

Dished four assists with just one turnover, while adding a career high nine points in season opener vs. Western Carolina (Nov. 11) ... Dished two assists and added six points at Elon (Nov. 15) ... Doubled career high with 18 points on 6-of-10 shooting, including a 5-of-7 mark from 3-point range vs. Tennessee State (Nov. 20) ... Earned first career start against Mississippi Valley State (Nov. 22), posting eight points while getting career highs with three rebounds, two steals and 31 minutes played ... Collected three assists vs. #1 North Carolina (Nov. 25) ... Was solid in contest vs. Providence (Dec. 1), scoring 16 points, hitting 6-of-13 attempts from the field ... Hit crucial show with 25.9 seconds remaining in Clemson contest (Dec. 4), which pushed the Carolina lead to three points ... Dished three assists vs. the Tigers ... Tallied two assists vs. Presbyterian (Dec. 13) ... Posted five points and one assist vs. No. 2 Ohio State (Dec. 17) ... Matched career high with two steals vs. SE Louisiana (Dec. 21) ... One assist vs. Wofford (Dec. 28) ... Five points and one assist vs. USC Upstate (Dec. 31) ... Tallied eight points and two assists vs. SC State (Jan. 3) ... Matched career high with three rebounds at No. 2 Kentucky (Jan. 7) ... Posted one assist vs. No. 19 Florida (Jan. 14) ... Posted two assists vs. No. 1 Kentucky (Feb. 4) ... Saw action at Tennessee (Feb. 8) ...

CAREER VS. ARKANSAS (1 GAME)


MIN	PTS	RBS	AST	BLK	STL	FG%	3FG%	FT%
18.0	1.0	0.0	1.0	0.0	1.0	0.0	0.0	50.0

CAREER STATISTICS

Season	GP-GS	Min	Avg	FG	FGA	Pct	3FG	3FGA	Pct	FT	FTA	Pct	Off	Def	Tot	Avg	PF	FO	Ast	TO	Blk	Stl	Pts	Avg
2010-11	28-0	371	13.3	20	66	.303	8	35	.229	20	32	.625	6	16	22	0.8	29	0	42	25	0	6	68	2.4
2011-12	20-13	341	17.1	38	87	.437	19	44	.432	5	12	.417	3	18	21	11	22	1	30	30	0	8	100	5.0
Totals	48-13	712	14.8	58	153	.379	27	79	.341	25	44	.568	9	34	43	0.9	51	1	72	55	0	14	168	3.5

CAREER SEC STATISTICS

Season	GP-GS	Min	Avg	FG	FGA	Pct	3FG	3FGA	Pct	FT	FTA	Pct	Off	Def	Tot	Avg	PF	FO	Ast	TO	Blk	Stl	Pts	Avg
2011	16-0	260	16.3	15	49	.306	6	24	.250	13	17	.765	6	7	13	0.8	18	0	23	15	0	4	49	3.1
2012	6-2	49	8.2	2	12	.167	1	4	.250	0	0	.000	0	4	4	0.7	0	0	5	3	0	0	5	0.8
Totals	22-2	309	14.0	17	61	.278	7	28	.250	13	17	.765	6	11	17	0.8	18	0	28	18	0	4	54	2.5



#45 - CARLTON GEATHERS

R-FRESHMAN - FORWARD

6'10 - 250 - HS

GEORGETOWN, S.C. - CARVERS BAY

GEATHERS' SEASON HIGHS

POINTS

4, 3 times, last vs. SC State (Jan. 3, 2012)

FIELD GOALS

2, twice, last vs. SC State (Jan. 3, 2012)

FIELD GOAL ATTEMPTS

4, vs. Western Carolina (Nov. 11, 2011)

3-POINT FIELD GOALS

-

3-POINT FIELD GOAL ATTEMPTS

-

FREE THROWS

2, twice last vs. Kentucky (Feb. 4, 2012)

FREE THROW ATTEMPTS

2, 4, last vs. Kentucky (Feb. 4, 2012)

REBOUNDS

6, vs. Western Carolina (Nov. 11, 2011)

ASSISTS

1, vs. SC State (Jan. 3, 2012)

BLOCKS

3, twice, last vs. Providence (Dec. 1, 2011)

STEALS

2, vs. Vanderbilt (Jan. 10, 2012)

MINUTES PLAYED

16, vs. Western Carolina (Nov. 11, 2011)

2011-12

Opponent	Date	GS	Min	FG-FGA	Pct	3FG-FGA	Pct	FT-FTA	Pct	Off	Def	Tot	Avg	PF	FO	A	TO	Blk	Stl	Pts	Avg
Western Carolina	Nov. 11	16	2-4	.500	0-0	.000	0-0	.000	1	5	6	6.0	0	0	0	0	1	0	4	4.0	
at Elon	Nov. 15	8	0-0	.500	0-0	.000	0-0	.000	0	1	1	3.5	2	0	0	0	0	0	0	2.0	
Tenn State	Nov. 20	13	0-1	.400	0-0	.000	0-0	.000	1	1	2	3.0	1	0	0	0	1	0	0	1.3	
Miss Valley State	Nov. 22	11	0-0	.000	0-0	.000	0-0	.000	0	3	3	3.0	1	0	0	0	3	0	0	1.0	
UNC	Nov. 25	3	0-1	.333	0-0	.000	0-0	.000	0	2	2	2.8	2	0	0	0	0	0	0	0.8	
So. California	Nov. 26	3	0-0	.333	0-0	.000	0-0	.000	0	0	0	2.3	1	0	0	0	0	0	0	0.7	
Providence	Dec. 1	8	0-0	.333	0-0	.000	0-0	.000	0	3	3	2.4	1	0	0	1	3	0	0	0.6	
at Clemson	Dec. 4	3	0-1	.286	0-0	.000	0-0	.000	0	0	0	2.1	0	0	0	0	0	0	0	0.5	
Presbyterian	Dec. 13	4	0-0	.286	0-0	.000	0-0	.000	0	1	1	2.0	1	0	0	0	0	0	0	0.4	
Ohio State	Dec. 17	8	0-0	.286	0-0	.000	1-2	.500	1	2	3	2.1	0	0	0	0	1	0	1	0.5	
SE Louisiana	Dec. 21	11	1-3	.300	0-0	.000	2-2	.750	4	0	4	2.3	2	0	0	1	0	4	0.8		
Wofford	Dec. 28	5	1-1	.364	0-0	.000	0-0	.750	0	0	0	2.1	0	0	0	0	0	0	2	0.9	
USC Upstate	Dec. 31	3	1-1	.417	0-0	.000	0-0	.750	1	1	2	2.1	0	0	0	0	0	2	1.0		
SC State	Jan. 3	12	2-3	.467	0-0	.000	0-0	.750	1	1	2	2.1	4	0	1	1	1	0	4	1.2	
at Kentucky	Jan. 7	5	0-0	.467	0-0	.000	0-0	.750	0	0	0	1.9	0	0	0	1	0	0	0	1.1	
Vanderbilt	Jan. 10	3	0-0	.467	0-0	.000	0-0	.750	0	0	0	1.8	0	0	0	0	2	0	1.1		
Florida	Jan. 14	11	0-1	.438	0-0	.000	0-0	.750	0	0	0	1.7	1	0	0	0	1	0	0	1.0	
at Auburn	Jan. 21	3	0-0	.438	0-0	.000	1-2	.667	0	1	1	1.7	0	0	0	0	0	1	1.0		
Alabama	Jan. 25	3	0-0	.438	0-0	.000	0-0	.667	0	1	1	1.6	0	0	0	0	1	1	0	0.9	
at Ole Miss	Jan. 28	13	1-1	.471	0-0	.000	0-0	.667	1	1	2	1.7	1	0	0	0	1	1	2	1.0	
at Florida	Feb. 2	3	0-0	.471	0-0	.000	0-0	.667	0	0	0	1.6	0	0	0	0	0	0	0	1.0	
Kentucky	Feb. 4	5	0-2	.421	0-0	.000	2-2	.750	2	1	3	1.6	0	0	0	0	0	0	2	1.0	
at Tennessee	Feb. 8																				
at Arkansas	Feb. 11																				
Georgia	Feb. 15																				
LSU	Feb. 18																				
at Vanderbilt	Feb. 22																				
Tennessee	Feb. 25																				
Mississippi State	Feb. 29																				
at Georgia	March 3																				

SEASON NOTES

In first career contest, collected six rebounds and tallied four points in season opener vs. Western Carolina (Nov. 11) ... Saw action vs. Elon (Nov. 15), collecting one rebound ... Earned a block vs. Tennessee State (Nov. 20) ... Swatted a game-high and career high three blocks against Mississippi Valley State (Nov. 22) ... Blocked three shots vs. Providence (Dec. 1), matching a season high ... Tallied one block vs. No. 2 Ohio State (Dec. 17) ... Matched season high with four points vs. SE Louisiana (Dec. 21) ... Contributed two points in win over Wofford (Dec. 28) ... Posted two points vs. USC Upstate (Dec. 31) ... Tallied four points, two rebounds and dished his first career assist in win over SC State (Jan. 3) ... Saw action at No. 2 Kentucky (Jan. 7) ... Collected first two steals of his career vs. Vanderbilt (Jan. 10) ... Tallied the lone South Carolina block in the contest vs. No. 19 Florida ... Saw action in contest at Auburn (Jan. 21) ... Blocked one shots, and collected one steal in victory vs. Alabama (Jan. 25)... Posted two points, two rebounds, a block and one steal at Ole Miss (Jan. 28); played an SEC season high 13 minutes ... Posted two points and collected three rebounds vs. No. 1 Kentucky (Feb. 4) ...

CAREER VS. ARKANSAS

MIN	PTS	RBS	AST	BLK	STL	FG%	3FG%	FT%
N/A								

CAREER STATISTICS

Season	GP-GS	Min	Avg	FG	FGA	Pct	3FG	3FGA	Pct	FT	FTA	Pct	Off	Def	Tot	Avg	PF	FO	Ast	TO	Blk	Stl	Pts	Avg
2011-12	23-0	164	7.1	8	19	.421	0	0	.000	6	8	.750	12	24	36	1.6	18	0	1	4	13	4	22	1.0

CAREER SEC STATISTICS

Season	GP-GS	Min	Avg	FG	FGA	Pct	3FG	3FGA	Pct	FT	FTA	Pct	Off	Def	Tot	Avg	PF	FO	Ast	TO	Blk	Stl	Pts	Avg
2012	9-0	56	6.2	1	4	.250	0	0	.000	3	4	.750	3	4	7	0.8	3	0	0	1	3	4	5	0.6



#13 - ANTHONY GILL

FRESHMAN - FORWARD

6'8 - 235 - HS

CHARLOTTE, N.C. - CHARLOTTE CHRISTIAN

GILL'S SEASON HIGHS

POINTS

14, twice, last vs. SE Louisiana (Dec. 21, 2011)

FIELD GOALS

6, vs. Western Carolina (Nov. 11, 2011)

FIELD GOAL ATTEMPTS

11, at Kentucky (Jan. 7, 2012)

3-POINT FIELD GOALS

2, 3 times, last vs. Kentucky (Feb. 4, 2012)

3-POINT FIELD GOAL ATTEMPTS

4, vs. Kentucky (Jan. 14, 2011)

FREE THROWS

4, twice, last vs. SE Louisiana (Dec. 21, 2011)

FREE THROW ATTEMPTS

6, 3 times, last vs. Kentucky (Feb. 4, 2012)

REBOUNDS

9, twice, last vs. Alabama (Jan. 25, 2012)

ASSISTS

3, 3 times, last vs. Alabama (Jan. 25, 2012)

BLOCKS

2, vs. SC State (Jan. 3, 2012)

STEALS

3, at Kentucky (Jan. 7, 2012)

MINUTES PLAYED

35, last vs. Kentucky (Feb. 4, 2012)

2011-12

Opponent	Date	GS	Min	FG-FGA	Pct	3FG-FGA	Pct	FT-FTA	Pct	Off	Def	Tot	Avg	PF	FO	A	TO	Blk	Stl	Pts	Avg
Western Carolina	Nov. 11	*	23	6-7	.857	1-1	1.000	1-2	.500	2	2	4	4.0	2	0	1	1	0	0	14	14.0
at Elon	Nov. 15	*	28	4-5	.833	0-0	1.000	1-3	.400	2	7	9	6.5	4	0	0	2	1	0	9	11.5
Tenn State	Nov. 20	*	21	1-3	.733	0-0	1.000	0-0	.400	1	1	2	5.0	2	0	3	0	0	0	2	8.3
Miss Valley State	Nov. 22	*	29	3-6	.667	0-0	1.000	2-3	.500	3	5	8	5.8	3	0	1	2	0	0	8	8.3
UNC	Nov. 25	*	23	3-7	.607	0-0	1.000	4-6	.571	3	3	6	5.8	5	1	2	3	0	1	10	8.6
So. California	Nov. 26	*	18	2-3	.613	0-0	1.000	3-3	.647	2	0	2	5.2	2	0	2	0	0	2	7	8.3
Providence	Dec. 1	*	17	3-6	.595	0-0	1.000	1-1	.667	2	1	3	4.9	0	0	2	1	0	0	7	8.1
at Clemson	Dec. 4	*	24	3-7	.568	2-3	.750	2-4	.636	0	6	6	5.0	4	0	0	0	0	0	10	8.4
Presbyterian	Dec. 13	*	33	3-6	.560	1-1	.800	3-3	.680	4	4	8	5.3	2	0	2	5	0	0	10	8.6
Ohio State	Dec. 17	*	18	4-6	.571	0-0	.800	3-3	.714	2	2	4	5.2	2	0	2	4	1	0	11	8.8
SE Louisiana	Dec. 21	*	27	4-9	.554	2-2	.857	4-6	.706	2	3	5	5.2	0	0	1	1	1	14	9.3	
Wofford	Dec. 28	*	30	1-5	.529	0-1	.750	0-0	.706	1	7	8	5.4	1	0	3	3	0	1	2	8.7
USC Upstate	Dec. 31	*	23	3-7	.519	0-1	.667	2-4	.684	0	1	1	5.1	2	0	1	3	0	0	8	8.6
SC State	Jan. 3	*	20	2-3	.525	0-0	.667	2-2	.700	1	4	5	5.1	4	0	1	2	2	1	6	8.4
at Kentucky	Jan. 7	*	30	4-11	.505	0-1	.600	2-2	.714	3	4	7	5.2	4	0	0	2	0	3	10	8.5
Vanderbilt	Jan. 10	*	28	3-7	.500	0-2	.500	2-2	.727	2	2	4	5.1	0	0	0	1	0	0	8	8.5
Florida	Jan. 14	*	20	2-5	.495	1-4	.438	3-4	.729	1	2	3	5.0	4	1	0	3	0	0	8	8.5
at Auburn	Jan. 21	*	21	4-9	.491	0-1	.412	1-1	.735	1	2	3	4.9	3	0	0	3	0	0	9	8.5
Alabama	Jan. 25	*	33	1-8	.467	0-3	.350	0-0	.735	4	5	9	5.1	1	0	3	0	0	2	8.2	
at Ole Miss	Jan. 28	*	33	4-5	.480	0-0	.350	2-2	.745	1	1	2	5.0	3	0	2	2	0	2	10	8.3
at Florida	Feb. 2	*	25	5-7	.492	1-2	.364	0-0	.745	3	2	5	5.0	5	1	1	0	0	11	8.4	
Kentucky	Feb. 4	*	35	3-8	.486	2-2	.417	2-6	.702	1	2	3	4.9	2	0	2	2	0	0	10	8.5
at Tennessee	Feb. 8	*	26	0-6	.466	0-1	.400	1-4	.672	2	2	4	4.8	4	0	2	3	0	0	1	8.1
at Arkansas	Feb. 11																				
Georgia	Feb. 15																				
LSU	Feb. 18																				
at Vanderbilt	Feb. 22																				
Tennessee	Feb. 25																				
Mississippi State	Feb. 29																				
at Georgia	March 3																				

SEASON NOTES

Tallied a game-high 14 points in college debut on 6-of-7 shooting from the floor to lead Gamecocks past Western Carolina (Nov. 11) in season opener ... Led team for second-straight contest with nine points, just one rebound away from double-double with nine as well at Elon (Nov. 15) ... Was in foul trouble early vs. Tennessee State (Nov. 20); collected two assists ... Went 3-of-6 shooting from the floor in an eight-point, eight-rebound effort against Mississippi Valley State (Nov. 22) ... Collected six rebounds and posted five points before fouling out vs. #1 North Carolina (Nov. 25) ... Collected two steals vs. Southern Cal (Nov. 26) ... Added seven points and collected three rebounds vs. Providence (Dec. 1) ... Big part of Gamecock win at Clemson (Dec. 4), hit a huge 3 with 1:19 left in the contest to push the Carolina lead to three points ... Tallied 10 points and collected six rebounds vs. the Tigers ... Played a season high 33 minutes vs. Presbyterian (Dec. 13), collecting a team high eight rebounds ... After early foul trouble forced him to play just two minutes in the first half vs. No. 2 Ohio State (Dec. 17), responded with 11 points and four rebounds in the second half ... Solid performance vs. SE Louisiana (Dec. 21), posting a team high 14 points, while adding one assist, one block and one steal ... Collected team high seven rebounds, and matched season high with three assists in win over Wofford (Dec. 28) ... Tallied eight points vs. USC Upstate (Dec. 31) ... Blocked a season high two shots, while scoring six points and collecting five rebounds in win over SC State (Jan. 3) ... Collected a team high seven rebounds at No. 2 Kentucky (Jan. 7); added 10 points and a season high three steals ... Posted eight points vs. Vanderbilt (Jan. 10) ... Was in foul trouble vs. No. 19 Florida (Jan. 14), but scored eight points and collected three rebounds ... Tallied nine points at Auburn (Jan. 21) ... Stayed out of foul trouble to match season high with 33 minutes played vs. Alabama (Jan. 25); scored two points, but collected nine rebounds ... Posted 10 points, two assists and two steals, hitting season high for second-straight game with 33 minutes played at Ole Miss (Jan. 28) ... Hit double figures with 11 points at No. 12 Florida (Feb. 2) ... Played a season high 35 minutes vs. No. 1 Kentucky (Feb. 4), posting 10 points and three rebounds ...

CAREER VS. ARKANSAS


MIN	PTS	RBS	AST	BLK	STL	FG%	3FG%	FT%
N/A								

CAREER STATISTICS

Season	GP-GS	Min	Avg	FG	FGA	Pct	3FG	3FGA	Pct	FT	FTA	Pct	Off	Def	Tot	Avg	PF	FO	Ast	TO	Blk	Stl	Pts	Avg
2011-12	23-22	585	25.4	68	146	.466	10	25	.400	41	61	.672	43	68	111	4.8	59	2	31	43	5	11	187	8.1

CAREER SEC STATISTICS

Season	GP-GS	Min	Avg	FG	FGA	Pct	3FG	3FGA	Pct	FT	FTA	Pct	Off	Def	Tot	Avg	PF	FO	Ast	TO	Blk	Stl	Pts	Avg
2012	9-8	251	27.9	26	66	.394	4	16	.250	13	21	.619	18	22	40	4.4	26	1	10	16	0	5	69	7.7



#32 - DAMIEN LEONARD

FRESHMAN - GUARD

6'4 - 187 - HS

GREENVILLE, S.C. - J.L. MANN

LEONARD'S SEASON HIGHS

POINTS

19, vs. Kentucky (Feb. 4, 2012)

FIELD GOALS

7, vs. Kentucky (Feb. 4, 2012)

FIELD GOAL ATTEMPTS

17, vs. Elon (Nov. 15, 2011)

3-POINT FIELD GOALS

5, vs. North Carolina (Nov. 25, 2011)

3-POINT FIELD GOAL ATTEMPTS

11, twice, last vs. North Carolina (Nov. 25, 2011)

FREE THROWS

2, 4 times, last at Kentucky (Jan. 7, 2012)

FREE THROW ATTEMPTS

4, vs. Tenn. State (Nov. 20, 2011)

REBOUNDS

3, 3 times, last vs. USC Upstate (Dec. 31, 2011)

ASSISTS

3, last at Ole Miss (Jan. 28, 2012)

BLOCKS

1, vs. Western Carolina (Nov. 11, 2011)

STEALS

2, twice, last vs. Tenn. State (Nov. 20, 2011)

MINUTES PLAYED

36, vs. North Carolina (Nov. 25, 2011)

2011-12

Opponent	Date	GS	Min	FG-FGA	Pct	3FG-FGA	Pct	FT-FTA	Pct	Off	Def	Tot	Avg	PF	FO	A	TO	Blk	Stl	Pts	Avg
Western Carolina	Nov. 11	*	22	2-10	.200	1-5	.200	0-0	.000	1	0	1	1.0	1	0	0	1	1	1	5	5.0
at Elon	Nov. 15	*	27	2-17	.148	1-11	.125	2-2	1.000	2	0	2	1.5	2	0	2	0	0	2	7	6.0
Tenn State	Nov. 20	*	24	1-5	.156	1-5	.143	2-4	.667	1	0	1	1.3	3	0	2	2	0	2	5	5.7
Miss Valley State	Nov. 22	*	32	5-12	.227	4-9	.233	2-2	.750	0	3	3	1.8	2	0	0	3	0	1	16	8.3
UNC	Nov. 25	*	36	5-12	.268	5-11	.293	0-0	.750	0	1	1	1.5	3	0	0	5	0	0	15	9.6
So. California	Nov. 26	*	23	0-6	.242	0-4	.267	0-0	.750	0	0	0	1.3	2	0	0	1	0	0	0	8.0
Providence	Dec. 1	*	9	0-5	.224	0-5	.240	0-0	.750	0	2	2	1.4	1	0	0	1	0	0	0	6.9
at Clemson	Dec. 4		5	1-3	.229	0-1	.235	0-0	.750	0	0	0	1.3	0	0	0	0	0	0	2	6.3
Presbyterian	Dec. 13		10	3-5	.253	2-2	.264	0-0	.750	0	0	0	1.1	2	0	0	2	0	0	10	6.4
Ohio State	Dec. 17		22	2-6	.259	2-6	.271	1-2	.700	1	2	3	1.3	3	0	0	2	0	0	7	6.5
SE Louisiana	Dec. 21		14	3-6	.276	2-5	.281	0-2	.583	0	2	2	1.4	0	0	0	0	0	0	8	6.6
Wofford	Dec. 28		16	4-7	.298	4-6	.314	2-2	.643	0	0	0	1.3	0	0	0	2	0	0	14	7.3
USC Upstate	Dec. 31		12	0-0	.298	0-0	.314	1-2	.625	0	3	3	1.4	1	0	0	0	0	0	1	6.8
SC State	Jan. 3		17	3-6	.310	3-6	.329	0-0	.625	0	1	1	1.4	1	0	2	1	0	1	9	6.9
at Kentucky	Jan. 7		24	5-8	.333	3-6	.341	2-2	.667	0	2	2	1.4	3	0	0	3	0	0	15	7.5
Vanderbilt	Jan. 10		13	0-4	.321	0-2	.333	0-0	.667	0	0	0	1.3	0	0	0	1	0	1	0	7.0
Florida	Jan. 14		13	0-1	.319	0-0	.333	0-0	.667	0	1	1	1.3	0	0	0	0	0	0	0	6.6
at Auburn	Jan. 21		15	2-3	.328	2-3	.345	0-0	.667	1	1	2	1.3	0	0	0	1	0	1	6	6.6
Alabama	Jan. 25	*	30	2-11	.315	2-10	.330	0-0	.667	0	2	2	1.4	0	0	1	1	0	1	6	6.5
at Ole Miss	Jan. 28	*	17	1-8	.304	1-7	.317	0-0	.667	1	0	1	1.4	0	0	3	1	0	0	3	6.4
at Florida	Feb. 2	*	8	0-1	.301	0-1	.314	0-0	.667	0	0	0	1.3	3	0	0	2	0	0	0	6.0
Kentucky	Feb. 4	*	28	7-16	.316	4-8	.327	1-3	.619	1	0	1	1.3	1	0	0	1	0	0	19	6.6
at Tennessee	Feb. 8	*	22	4-7	.627	3-4	.342	0-0	.619	0	0	0	1.2	1	0	1	0	0	0	11	6.8
at Arkansas	Feb. 11																				
Georgia	Feb. 15																				
LSU	Feb. 18																				
at Vanderbilt	Feb. 22																				
Tennessee	Feb. 25																				
Mississippi State	Feb. 29																				
at Georgia	March 3																				

SEASON NOTES

Struggled from the floor in college debut vs. Western Carolina (Nov. 11), hitting just 2-of-10 attempts, including a 1-of-5 mark from 3-point range ... Struggled from the floor hitting just 2-of-17 attempts, including a 1-of-11 mark from 3-point range at Elon (Nov. 15) ... Collected two steals and two assists vs. Tennessee State (Nov. 20) ... Breakout effort against Mississippi Valley State (Nov. 22), going 5-of-12 from the field and 4-of-9 from 3-point range for a career high 16 points with three rebounds ... Tallied 15 points on 5-of-11 shooting from 3-point range vs. #1 North Carolina (Nov. 25) ... Collected two rebounds vs. Providence (Dec. 1) ... Posted eight points in 10 minutes vs. Presbyterian (Dec. 13) ... Tallied seven points and matched season high with three rebounds vs. No. 2 Ohio State (Dec. 17) ... Posted eight points vs. SE Louisiana (Dec. 21) to lead all scorers off the bench for the Gamecocks ... Posted 14 points in 16 minutes, hitting 4-of-6 attempts from beyond the arc in won over Wofford (Dec. 28) ... Matched season high with three rebounds vs. USC Upstate (Dec. 31) ... Tallied nine points, hitting three 3s, in victory over SC State (Jan. 3) ... Led the team with 15 points at No. 2 Kentucky (Jan. 7), scoring 12 points in the second half ... Saw action vs. Vanderbilt (Jan. 10), collecting one steal ... Saw action vs. No. 19 Florida (Jan. 14) ... Posted six points and collected two rebounds in contest at Auburn (Jan. 21) ... Tallied six points and one assists in SEC win vs. Alabama (Jan. 25) ... Dished a season high three assists at Ole Miss (Jan. 28) ... Posted a season high 19 points, hitting seven shots, in just 28 minutes played vs. No. 1 Kentucky (Feb. 4) ... Was 4-of-7 from the floor, posting 11 points at Tennessee (Feb. 8) ...

CAREER VS. ARKANSAS

MIN	PTS	RBS	AST	BLK	STL	FG%	3FG%	FT%
N/A								

CAREER STATISTICS

Season	GP-GS	Min	Avg	FG	FGA	Pct	3FG	3FGA	Pct	FT	FTA	Pct	Off	Def	Tot	Avg	PF	FO	Ast	TO	Blk	Stl	Pts	Avg
2011-12	23-12	439	19.1	52	159	.327	40	117	.342	13	21	.619	8	20	28	1.2	30	0	11	30	1	10	157	6.8

CAREER SEC STATISTICS

Season	GP-GS	Min	Avg	FG	FGA	Pct	3FG	3FGA	Pct	FT	FTA	Pct	Off	Def	Tot	Avg	PF	FO	Ast	TO	Blk	Stl	Pts	Avg
2012	9-5	170	18.9	21	59	.356	15	41	.366	3	5	.600	3	6	9	1.0	9	0	5	10	0	3	60	6.7



#1 - BRENTON WILLIAMS

SOPHOMORE - GUARD

5'11 - 172 - JC

**KISSIMMEE, FLA. - OSCEOLA/
SANTA FE COLLEGE**

WILLIAMS' SEASON HIGHS

POINTS

15, last at Ole Miss (Jan. 28, 2012)

FIELD GOALS

5, twice, last last at Ole Miss (Jan. 28, 2012)

FIELD GOAL ATTEMPTS

9, twice, last at Florida (Feb. 2, 2012)

3-POINT FIELD GOALS

3, twice, last last at Ole Miss (Jan. 28, 2012)

3-POINT FIELD GOAL ATTEMPTS

7, vs. Florida (Jan. 14, 2012)

FREE THROWS

8, vs. USC Upstate (Dec. 31, 2011)

FREE THROW ATTEMPTS

8, vs. USC Upstate (Dec. 31, 2011)

REBOUNDS

4, at Florida (Feb. 2, 2012)

ASSISTS

2, vs. SC State (Jan. 3, 2012)

BLOCKS

1, at Florida (Feb. 2, 2012)

STEALS

5, vs. Western Carolina (Nov. 11, 2011)

MINUTES PLAYED

27, last at Ole Miss (Jan. 28, 2012)

SEASON NOTES

Impressed on both ends of the court in season debut vs. Western Carolina (Nov. 11), posting 13 points on 5-of-8 shooting, while swiping a game high five steals ... Tallied three points at Elon (Nov. 15) ... Suffered knee injury early in first half vs. Tennessee State (Nov. 20) ... Returned to game action vs. Presbyterian (Dec. 13), after missing previous five games due to a left knee sprain suffered against Tennessee State on Nov. 20 ... Continues to return from left knee injury; posted two points vs. SE Louisiana (Dec. 21) ... Played a season high 20 minutes, posting 11 points, including 8-of-8 from the free throw line, in win over USC Upstate (Dec. 31) ... Posted a season high two assists vs. SC State (Jan. 3) ... Had to join the team in Lexington, Ky., prior to the game at No. 2 Kentucky after attending funeral for his grandmother in Florida ... Saw action vs. Vanderbilt (Jan. 10) ... Tallied nine points, all from 3-point range, vs. No. 19 Florida (Jan. 14) ... Hit two 3s in contest at Auburn (Jan. 21) ... Saw action vs. Alabama (Jan. 25) ... Posted a season high 15 points, in a season high 27 minutes, while also collecting three steals at Ole Miss (Jan. 28) ... Tallied eight points off the bench, adding one assist and one blocked shot at No. 12 Florida (Feb. 2) ... Posted three points vs. No. 1 Kentucky (Feb. 4) ... Posted 11 points, hitting 3-of-6 from the floor, including 2-of-2 from 3-point range at Tennessee (Feb. 8) ...

2011-12

Opponent	Date	GS	Min	FG-FGA	Pct	3FG-FGA	Pct	FT-FTA	Pct	Off	Def	Tot	Avg	PF	FO	A	TO	Blk	Stl	Pts	Avg
Western Carolina	Nov. 11	17	5-8	.625	1-1	1.000	2-2	1.000	0	2	2	2.0	1	0	1	4	0	5	13	13.0	
at Elon	Nov. 15	13	1-3	.545	1-3	.500	0-0	1.000	0	1	1	1.5	1	0	0	1	0	0	3	8.0	
Tenn State	Nov. 20	2	0-1	.500	0-1	.400	1-2	.750	0	0	0	1.0	0	0	0	0	0	0	0	5.7	
Miss Valley State	Nov. 22	-	-	-	-	-	-	-	-	-	-	-	-	-	-	-	-	-	-	-	-
UNC	Nov. 25	-	-	-	-	-	-	-	-	-	-	-	-	-	-	-	-	-	-	-	-
So. California	Nov. 26	-	-	-	-	-	-	-	-	-	-	-	-	-	-	-	-	-	-	-	-
Providence	Dec. 1	-	-	-	-	-	-	-	-	-	-	-	-	-	-	-	-	-	-	-	-
at Clemson	Dec. 4	-	-	-	-	-	-	-	-	-	-	-	-	-	-	-	-	-	-	-	-
Presbyterian	Dec. 13	5	0-3	.400	0-2	.286	0-0	.750	0	0	0	0.8	0	0	0	0	0	0	0	4.3	
Ohio State	Dec. 17	-	-	-	-	-	-	-	-	-	-	-	-	-	-	-	-	-	-	-	-
SE Louisiana	Dec. 21	12	1-3	.389	0-1	.250	0-0	.750	0	0	0	0.6	0	0	0	0	0	0	2	3.8	
Wofford	Dec. 28	-	-	-	-	-	-	-	-	-	-	-	-	-	-	-	-	-	-	-	-
USC Upstate	Dec. 31	20	1-6	.333	1-3	.273	8-8	.917	0	0	0	0.5	1	0	1	2	0	1	11	5.0	
SC State	Jan. 3	11	1-3	.333	0-2	.231	1-2	.857	0	0	0	0.4	0	0	2	0	0	1	3	4.7	
at Kentucky	Jan. 7	-	-	-	-	-	-	-	-	-	-	-	-	-	-	-	-	-	-	-	-
Vanderbilt	Jan. 10	3	0-0	.333	0-0	.231	0-0	.857	0	0	0	0.4	0	0	0	0	0	0	0	4.1	
Florida	Jan. 14	14	3-8	.343	3-7	.300	0-0	.857	1	1	2	0.6	1	0	0	1	0	0	9	4.7	
at Auburn	Jan. 21	9	2-4	.359	2-3	.348	0-0	.857	1	0	1	0.6	1	0	3	0	0	2	6	4.8	
Alabama	Jan. 25	16	0-5	.318	0-4	.296	0-0	.857	0	0	0	0.5	0	0	2	1	0	0	4.4		
at Ole Miss	Jan. 28	27	5-9	.358	3-6	.333	2-2	.875	0	0	0	0.5	2	0	1	1	0	3	15	5.3	
at Florida	Feb. 2	22	2-9	.339	1-5	.316	3-4	.850	0	4	4	0.8	3	0	1	2	1	0	8	5.5	
Kentucky	Feb. 4	12	1-2	.344	1-1	.333	0-0	.850	0	0	0	0.7	0	0	1	0	0	3	5.3		
at Tennessee	Feb. 8	16	3-6	.357	2-2	.366	3-5	.800	1	0	1	0.7	1	0	1	0	0	0	11	5.7	
at Arkansas	Feb. 11																				
Georgia	Feb. 15																				
LSU	Feb. 18																				
at Vanderbilt	Feb. 22																				
Tennessee	Feb. 25																				
Mississippi State	Feb. 29																				
at Georgia	March 3																				

CAREER VS. ARKANSAS

MIN	PTS	RBS	AST	BLK	STL	FG%	3FG%	FT%
N/A								

CAREER STATISTICS

Season	GP-GS	Min	Avg	FG	FGA	Pct	3FG	3FGA	Pct	FT	FTA	Pct	Off	Def	Tot	Avg	PF	FO	Ast	TO	Blk	Stl	Pts	Avg
2011-12	15-0	199	13.3	25	70	.357	15	41	.366	20	25	.800	3	8	11	0.7	12	0	7	14	2	11	85	5.7

CAREER SEC STATISTICS

Season	GP-GS	Min	Avg	FG	FGA	Pct	3FG	3FGA	Pct	FT	FTA	Pct	Off	Def	Tot	Avg	PF	FO	Ast	TO	Blk	Stl	Pts	Avg
2012	8-0	119	14.9	16	43	.372	12	28	.429	8	11	.727	3	5	8	1.0	9	0	3	7	2	4	52	6.5

THE LAST TIME IN SOUTH CAROLINA BASKETBALL...

THE LAST TIME AN INDIVIDUAL PLAYER...

Scored 20 or more points:	South Carolina: Bruce Ellington (20) vs. Vanderbilt, Jan. 10, 2012 in Columbia, S.C. Opponent: Anthony Davis (22), Kentucky, Feb. 4, 2012, in Columbia, S.C.
Scored 30 or more points:	South Carolina: Bruce Ellington, 31, at Furman, Dec. 22, 2010 in Greenville, S.C. Opponent: Deshaun Thomas, 30, Ohio State, Dec. 17, 2011 in Columbia, S.C.
Scored 35 or more points:	South Carolina: Devan Downey, 36 at Florida, Jan. 23, 2010 in Gainesville, Fla. Opponent: Joe Crawford (Kentucky), 35, March 5, 2008 in Columbia
Scored 40 or more points:	South Carolina: N/A thru 1992-93 season Opponent: Austin Carr (Notre Dame), 43, Dec. 30, 1969 in New Orleans, La.
Collected 20 or more rebounds:	South Carolina: Emmett Hall, 23 vs. College of Charleston, Dec. 22, 1993 in Columbia Opponent: Ekpe Udoh (Baylor), 20, Jan. 2, 2010 in Columbia
Collected 15 or more rebounds:	South Carolina: Sam Muldrow, 16 at Tennessee, Feb. 6, 2010 in Knoxville, Tenn. Opponent: Jared Sullinger (Ohio State), 19, Dec. 18, 2010 in Columbus, Ohio
Made 12 or more field goals:	South Carolina: Devan Downey, 12 vs. Georgia, Jan. 30, 2010 in Columbia Opponent: Deshaun Thomas, 13, Ohio State, Dec. 17, 2011 in Columbia, S.C.
Made 10 or more field goals:	South Carolina: Bruce Ellington, 11 vs. Furman, Dec. 22, 2010 in Greenville, S.C. Opponent: Deshaun Thomas, 13, Ohio State, Dec. 17, 2011 in Columbia, S.C.
Attempted 20 or more field goals:	South Carolina: Bruce Ellington (20) at Mississippi State, March 5, 2011 in Starkville, Miss. Opponent: Zach Graham (20), Ole Miss, Feb. 22, 2011 in Columbia
Attempted 25 or more field goals:	South Carolina: Devan Downey, 25, at Kentucky, Feb. 25, 2010 in Lexington, Ky. Opponent: Kemmy Burgess (Alaska-Anchorage), 26, Nov. 24, 2005 in Anchorage, AK
Dished 10 or more assists:	South Carolina: Devan Downey, 11, vs. LSU, March 13, 2008 in Atlanta, Ga. Opponent: 14, Kendall Marshall, North Carolina, Nov. 25, 2011, in Las Vegas, Nevada
Swiped 5 or more steals:	South Carolina: Brenton Williams, 5, vs. Western Carolina, Nov. 11, 2011 in Columbia Opponent: 6, Kendall Marshall, North Carolina, Nov. 25, 2011 in Las Vegas, Nevada
Blocked 5 or more shots:	South Carolina: Damontre Harris, 6, at Florida, Feb. 2, 2012 in Gainesville, Fla. Opponent: Anthony Davis (Kentucky), 8, Feb. 4, 2012, in Columbia, S.C.
Made 5 or more 3-point field goals:	South Carolina: Bruce Ellington (5) vs. Wofford, Dec. 28, 2011 in Columbia, S.C. Opponent: Maurice Jones (7) Southern Cal, Nov. 26, 2011 in Las Vegas, Nevada
Attempted 8 or more 3-point field goals:	South Carolina: Damien Leonard (8), vs. Kentucky, Feb. 4, 2012, in Columbia, S.C. Opponent: Kenny Boynton (8), Florida, Feb. 2, 2012 in Gainesville, Fla.
Made 10 or more free throws:	South Carolina: Malik Cooke, 10, vs. Miss Valley State, Nov. 22, 2011 in Columbia, S.C. Opponent: Gerard Coleman (10), Providence, Dec. 1, 2011 in Columbia, S.C.
Attempted 15 or more free throws:	South Carolina: Mike Boynton (19) vs. Arkansas, March 11, 2004 in Atlanta, Ga. Opponent: Amu Saaka (Furman), 14, Dec. 22, 2010 in Greenville, S.C.
Played all 40 minutes of regulation:	South Carolina: Devan Downey, 40, vs. Tennessee, March 14, 2008 in Atlanta, Ga. Opponent: Brad Loesing & Kevin Giltner, Wofford, Dec. 28, 2011 in Columbia, S.C.
A player hit a last-second shot to win a game:	South Carolina: Bruce Ellington vs. Alabama (Jan. 25, 2012) in Columbia, S.C. Opponent: Chandler Parsons (Florida), Jan. 23, 2010 in Gainesville, Fla.
A player had a double-double:	South Carolina: Damontre Harris (11 points, 10 rebounds) vs. Vanderbilt, Jan. 10, 2012 in Columbia, S.C. Opponent: Bradley Beal (17 points, 11 rebounds), Florida, Feb. 2, 2012 in Gainesville, Fla.
Two or more players had a double-double:	South Carolina: Dominique Archie (12 points, 10 rebounds) & Mike Holmes (14 points, 13 rebounds) vs. Winthrop, Nov. 16, 2008 in Columbia Opponent: Renardo Sidney (13 points, 12 rebounds), Kodi Augustus (15 points, 10 rebounds), Mississippi State, March 5, 2011 in Starkville, Miss.
A player had a triple-double:	South Carolina: Sam Muldrow (16 points, 14 rebounds, 10 blocks) vs. Vanderbilt, Jan. 8, 2011 in Columbia *** Only second triple-double in South Carolina history (Chuck Eidson (25 points, 10 rebounds, 10 assists, vs. SC State, Nov. 29, 2002 in Columbia) Opponent: Daniel Hackett (Southern California - 22 points, 10 rebounds, 10 assists), Nov. 17, 2007 in Columbia
Scored 30 or more points in back-to-back games:	South Carolina: Devan Downey, 30 vs. Kentucky (Jan. 26, 2010) in Columbia 33 vs. Georgia (Jan. 30, 2010) in Columbia
Scored 25 or more points in back-to-back games:	South Carolina: Devan Downey, 33 vs. Georgia (Jan. 30, 2010) in Columbia 26 at Tennessee (Feb. 6, 2010) in Knoxville, Tenn.

THE LAST TIME A TEAM...

Scored 100 or more points:	South Carolina: 103 vs. The Citadel (Nov. 12, 2007) in Columbia Opponent: 107, Vanderbilt (Feb. 17, 1996) in Nashville, Tenn.
Scored 50 points or less:	South Carolina: 48 at Georgia, Feb. 26, 2011 in Athens, Ga. Opponent: 45, Wofford, Dec. 28, 2011 in Columbia, S.C.
Scored 50 points in a half:	South Carolina: 51 (2nd half; Nov. 12, 2010) vs. Elon in Columbia Opponent: 52 (1st half), Kentucky, Feb. 4, 2012, in Columbia, S.C.
Failed to score 25 points in a half:	South Carolina: 24 (2nd half) at Auburn, Jan. 21, 2012 in Auburn, Ala. Opponent: 24 (1st half), Auburn, Jan. 21, 2012, in Auburn, Ala.
Collected 50 or more rebounds:	South Carolina: 53 vs. WKU, Nov. 27, 2010 in Bowling Green, Ky. Opponent: 52, WKU, Nov. 27, 2010 in Bowling Green, Ky.
Shot 60% or better from the field:	South Carolina: 60.8% (31-51) at Western Carolina (Nov. 18, 2005) in Cullowhee, N.C. Opponent: 61.1% (33-54), Vanderbilt (Jan. 16, 2010) in Columbia
Shot 50% or better from the field:	South Carolina: 50.0% (28-56) vs. SC State, Jan. 3, 2012 in Columbia, S.C. Opponent: 50.0 (19-38), Tennessee, Feb. 8, 2012 in Knoxville, Tenn.
Shot less than 30% from the field:	South Carolina: 29.9% (20-67) vs. Ole Miss, March 10, 2011 in Atlanta, Ga. Opponent: 25.9% (15-58), USC Upstate (Nov. 23, 2010) in Columbia
Shot 50% or better from 3-point range (at least 10 attempts):	South Carolina: 55.0% (11-20) vs. Wofford, Dec. 28, 2011 Opponent: 50.0% (10-20), Tennessee, Feb. 8, 2012 in Knoxville, Tenn.
Shot 20% or less from 3-point range (at least 10 attempts):	South Carolina: 16.1% (5-31) vs. Alabama, Jan. 25, 2012 in Columbia, S.C. Opponent: 20.0% (3-15), SC State, Jan. 3, 2012 in Columbia, S.C.
Dished 20 or more assists:	South Carolina: 23 vs. Elon (Nov. 12, 2010) in Columbia Opponent: 22, vs. North Carolina, Nov. 25, 2011 in Las Vegas, Nevada
Made 35 or more shots:	South Carolina: 35 vs. Elon (Nov. 19, 2010) in Columbia Opponent: 35, Tennessee (March 5, 2009) in Columbia
Attempted 80 or more shots:	South Carolina: 83 vs. WKU (Nov. 27, 2010) in Bowling Green, Ky. Opponent: 83, LSU (Feb. 10, 1996) in Columbia
Attempted 70 or more shots:	South Carolina: 72, vs. Providence, Dec. 1, 2011 in Columbia Opponent: 79, WKU (Nov. 27, 2010) in Bowling Green, Ky.
Made 10 or more 3-pointers:	South Carolina: 11, vs. SC State, Jan. 3, 2012 in Columbia, S.C. Opponent: 10, Tennessee, Feb. 8, 2012 in Knoxville, Tenn.
Did not make a 3-pointer:	South Carolina: 0, vs. Mississippi State (March 2, 2002) in Columbia Opponent: 0, Alabama (Jan. 12, 2011) in Tuscaloosa, Ala.
Attempted 30 or more 3-pointers:	South Carolina: 31 vs. Alabama, Jan. 25, 2012 in Columbia, S.C. Opponent: 32, Boston College (Jan. 1, 2011) in Columbia, S.C.
Attempted 25 or more 3-pointers:	South Carolina: 31 vs. Alabama, Jan. 25, 2012 in Columbia, S.C. Opponent: 28, Florida, Feb. 2, 2012 in Gainesville, Fla.
Made 30 or more free throws:	South Carolina: 32 vs. Vanderbilt (Jan. 28, 2009) in Columbia Opponent: 31, Florida (Feb. 3, 2009) in Gainesville, Fla.
Attempted 40 or more free throws:	South Carolina: 44 vs. Georgia Southern (Nov. 16, 2009) in Columbia Opponent: 40, Florida (Feb. 3, 2009) in Gainesville, Fla.
Swiped 15 or more steals:	South Carolina: 15 vs. Vanderbilt (Jan. 16, 2010) in Columbia Opponent: 17, Indiana (Nov. 8, 1998) in Indianapolis, Ind.
Blocked 12 or more shots:	South Carolina: 12, vs. Vanderbilt, Jan. 8, 2011 in Columbia Opponent: 13, Syracuse (Jan. 21, 1999) in Syracuse, N.Y.
Blocked 8 or more shots:	South Carolina: 9, Kentucky, Feb. 4, 2012, in Columbia, S.C. Opponent: 10, Kentucky, Feb. 4, 2012, in Columbia, S.C.
Won by 30 or more points:	South Carolina: 35 vs. SC State (91-56), Jan. 4, 2011 in Columbia Opponent: 34, 86-52, Kentucky, Feb. 4, 2012, in Columbia, S.C.
Won by 20 or more points:	South Carolina: 28 vs. SC State, Jan. 3, 2012 in Columbia, S.C. Opponent: 34, 86-52, Kentucky, Feb. 4, 2012, in Columbia, S.C.
Played a single overtime game:	Win: 81-74 vs. Arkansas (81-74), Jan. 19, 2011 in Columbia Loss: 82-80 vs. College of Charleston (Nov. 28, 2008) in Charleston, S.C.
Played a double overtime game:	Win: 87-85 vs. WKU (Nov. 27, 2010) in Bowling Green, Ky. Loss: 98-88 vs. Louisville (Feb. 20, 1988) in Columbia

South Carolina played a No. 1 Team in the country:

Win: 68-62 vs. Kentucky (Jan. 26, 2010) in Columbia
Loss: 86-52 loss vs. No. 1/1 Kentucky, Feb. 4, 2012, in Columbia, S.C.

South Carolina played a top-5 opponent:

Win: 68-62 vs. No. 1/1 Kentucky (Jan. 26, 2010) in Columbia
Loss: 86-52 loss vs. No. 1/1 Kentucky, Feb. 4, 2012, in Columbia, S.C.

South Carolina played a top-10 opponent:

Win: 68-62 vs. No. 1/1 Kentucky (Jan. 26, 2010) in Columbia
Loss: 86-52 loss vs. No. 1/1 Kentucky, Feb. 4, 2012, in Columbia, S.C.

South Carolina played a top-25 opponent:

Win: 83-75 (OT) win over No. 22/24 Vanderbilt, Jan. 8, 2011 in Columbia
Loss: 86-52 loss vs. No. 1/1 Kentucky, Feb. 4, 2012, in Columbia, S.C.

South Carolina defeated a ranked opponent:

Home: 83-75 vs. No. 22/24 Vanderbilt (Jan. 8, 2011) in Columbia
Away: 77-73 at No. 13/19 Vanderbilt (March 6, 2010) in Nashville, Tenn.

SEC Home: 83-75 vs. No. 22/24 Vanderbilt (Jan. 8, 2011) in Columbia
SEC Away: 77-73 at No. 13/19 Vanderbilt (March 6, 2010) in Nashville, Tenn.
Non-conference away: 85-84 at No. 19/20 Baylor (Jan. 2, 2009) in Waco, Texas

A South Carolina win opened up the season:

Home: 75-50 win over Western Carolina (Nov. 11, 2011) in Columbia
Away: 81-63 win at Western Carolina (Nov. 12, 2005) in Cullowhee, N.C.
Neutral: 74-61 win vs. Chaminade (Nov. 19, 2001) in Maui, Hawaii (Maui Invite)

South Carolina opened up SEC play:

Home: 83-75 win vs. No. 22/24 Vanderbilt (Jan. 8, 2011) in Columbia
Away: 79-64 loss vs. No. 2/2 Kentucky (Jan. 7, 2012) in Lexington, Ky.

2011-12 South Carolina Basketball
 South Carolina Combined Team Statistics (as of Feb 08, 2012)
 All games

RECORD:	OVERALL	HOME	AWAY	NEUTRAL
ALL GAMES	9-14	8-6	1-6	0-2
CONFERENCE	1-8	1-3	0-5	0-0
NON-CONFERENCE	8-6	7-3	1-1	0-2

##	Player	gp-gs	min	avg	Total		3-Point		F-Throw		Rebounds				pf	dq	a	to	blk	stl	pts	avg
					fg-fga	fg%	3fg-fga	3fg%	ft-fta	ft%	off	def	tot	avg								
15	COOKE, Malik	23-23	723	31.4	94-223	.422	17-56	.304	75-94	.798	48	64	112	4.9	55	1	42	50	19	42	280	12.2
23	ELLINGTON, Bruce	16-7	438	27.4	65-182	.357	27-78	.346	14-20	.700	10	19	29	1.8	33	0	43	30	1	8	171	10.7
13	GILL, Anthony	23-22	585	25.4	68-146	.466	10-25	.400	41-61	.672	43	68	111	4.8	59	2	31	43	5	11	187	8.1
32	LEONARD, Damien	23-12	439	19.1	52-159	.327	40-117	.342	13-21	.619	8	20	28	1.2	30	0	11	30	1	10	157	6.8
24	HARRIS, Damontre	23-23	577	25.1	61-119	.513	0-0	.000	31-40	.775	51	71	122	5.3	62	1	10	23	53	22	153	6.7
01	WILLIAMS, Brenton	15-0	199	13.3	25-70	.357	15-41	.366	20-25	.800	3	8	11	0.7	12	0	7	14	2	11	85	5.7
33	SLAWSON, RJ	23-1	426	18.5	44-95	.463	11-32	.344	18-29	.621	39	55	94	4.1	62	1	13	22	17	17	117	5.1
05	SMITH, Eric	20-13	341	17.1	38-87	.437	19-44	.432	5-12	.417	3	18	21	1.1	22	1	30	30	0	8	100	5.0
30	JACKSON, Lakeem	23-12	427	18.6	39-78	.500	0-2	.000	10-27	.370	29	41	70	3.0	29	1	37	27	3	16	88	3.8
02	RICHARDSON, Brian	21-2	279	13.3	27-90	.300	13-56	.232	4-5	.800	8	16	24	1.1	26	0	10	14	1	6	71	3.4
12	PHILLIPS, Shane	1-0	2	2.0	0-3	.000	0-2	.000	1-2	.500	0	0	0	0.0	0	0	0	1	0	0	1	1.0
45	GEATHERS, Carlton	23-0	164	7.1	8-19	.421	0-0	.000	6-8	.750	12	24	36	1.6	18	0	1	4	13	4	22	1.0
Team											44	31	75				4					
Total.....		23	4600		521-1271	.410	152-453	.336	238-344	.692	298	435	733	31.9	408	7	235	292	115	155	1432	62.3
Opponents.....		23	4600		513-1147	.447	158-406	.389	300-444	.676	264	486	750	32.6	358	-	309	323	95	132	1484	64.5

TEAM STATISTICS	SC	OPP	Date	Opponent	Score	Att.
SCORING	1432	1484	11/11/11	WESTERN CAROLINA	w 75-50	9330
Points per game	62.3	64.5	11/15/11	at Elon	L 53-58	1589
Scoring margin	-2.3	-	! 11/20/11	TENNESSEE STATE	L 63-64	9045
FIELD GOALS-ATT	521-1271	513-1147	! 11/22/11	MISS. VALLEY STATE	w 61-57	6723
Field goal pct	.410	.447	& 11/25/11	vs NC	L 62-87	5567
3 POINT FG-ATT	152-453	158-406	& 11/26/11	vs Southern Cal	L 60-63	1798
3-point FG pct	.336	.389	^ 12/1/11	PROVIDENCE COLLEGE	L 67-76	7476
3-pt FG made per game	6.6	6.9	12/4/11	at Clemson	w 58-55	7238
FREE THROWS-ATT	238-344	300-444	12/13/11	PRESBYTERIAN	w 66-58	7003
Free throw pct	.692	.676	12/17/11	OHIO STATE	L 66-74	13654
F-Throws made per game	10.3	13.0	12/21/11	SE LOUISIANA	w 62-43	7972
REBOUNDS	733	750	12/28/11	WOFFORD	w 57-45	8152
Rebounds per game	31.9	32.6	12/31/11	USC UPSTATE	w 72-66	6876
Rebounding margin	-0.7	-	1/3/12	SC STATE	w 79-51	6557
ASSISTS	235	309	* 01/07/12	at Kentucky	L 64-79	24219
Assists per game	10.2	13.4	* 1/10/12	VANDERBILT	L 57-67	8353
TURNOVERS	292	323	* 1/14/12	FLORIDA	L 65-79	11308
Turnovers per game	12.7	14.0	* 01/21/12	at Auburn	L 52-63	8329
Turnover margin	+1.3	-	* 1/25/12	ALABAMA	w 56-54	7807
Assist/turnover ratio	0.8	1.0	* 01/28/12	at Ole Miss	L 62-66	7396
STEALS	155	132	* 2/2/12	at Florida	L 66-74	10003
Steals per game	6.7	5.7	* 2/4/12	KENTUCKY	L 52-86	16527
BLOCKS	115	95	* 02/08/12	at Tennessee	L 57-69	14784
Blocks per game	5.0	4.1				
ATTENDANCE	126783	80923				
Home games-Avg/Game	14-9056	7-10508				
Neutral site-Avg/Game	-	2-3682				

! = Continental Tire Las Vegas Invitational (Columbia, S.C.)
 & = Continental Tire Las Vegas Invitational (Las Vegas, Nev.)
 ^ = Big East/SEC Challenge (Columbia, S.C.)
 * = Conference game

Score by Periods	1st	2nd	Totals
South Carolina	645	787	1432
Opponents	711	773	1484

2011-12 South Carolina Basketball
 South Carolina Combined Team Statistics (as of Feb 08, 2012)
 Conference games

RECORD:	OVERALL	HOME	AWAY	NEUTRAL
ALL GAMES	1-8	1-3	0-5	0-0
CONFERENCE	1-8	1-3	0-5	0-0
NON-CONFERENCE	0-0	0-0	0-0	0-0

##	Player	gp-gs	min	avg	Total		3-Point		F-Throw		Rebounds				pf	dq	a	to	blk	stl	pts	avg		
					fg-fga	fg%	3fg-fga	3fg%	ft-fa	ft%	off	def	tot	avg										
23	ELLINGTON, Bruce	9-7	281	31.2	42-122	.344	15-50	.300	6-10	.600	7	11	18	2.0	18	0	33	19	0	6	105	11.7		
15	COOKE, Malik	9-9	297	33.0	36-94	.383	6-24	.250	19-24	.792	19	26	45	5.0	25	0	14	24	5	14	97	10.8		
24	HARRIS, Damontre	9-9	244	27.1	29-50	.580	0-0	.000	15-19	.789	26	26	52	5.8	29	1	2	11	23	11	73	8.1		
13	GILL, Anthony	9-8	251	27.9	26-66	.394	4-16	.250	13-21	.619	18	22	40	4.4	26	1	10	16	0	5	69	7.7		
32	LEONARD, Damien	9-5	170	18.9	21-59	.356	15-41	.366	3-5	.600	3	6	9	1.0	9	0	5	10	0	3	60	6.7		
01	WILLIAMS, Brenton	8-0	119	14.9	16-43	.372	12-28	.429	8-11	.727	3	5	8	1.0	9	0	3	7	2	4	52	6.5		
33	SLAWSON, RJ	9-1	152	16.9	12-27	.444	3-10	.300	4-6	.667	15	15	30	3.3	23	0	2	9	4	6	31	3.4		
02	RICHARDSON, Brian	7-2	69	9.9	7-21	.333	4-13	.308	2-2	1.000	2	2	4	0.6	8	0	1	3	0	1	20	2.9		
30	JACKSON, Lakeem	9-2	112	12.4	6-22	.273	0-0	.000	2-5	.400	9	10	19	2.1	8	0	7	3	0	3	14	1.6		
05	SMITH, Eric	6-2	49	8.2	2-12	.167	1-4	.250	0-0	.000	0	4	4	0.7	0	0	5	3	0	0	5	0.8		
45	GEATHERS, Carlton	9-0	56	6.2	1-4	.250	0-0	.000	3-4	.750	3	4	7	0.8	3	0	0	1	3	4	5	0.6		
Team											19	12	31											2
Total.....		9	1800		198-520	.381	60-186	.323	75-107	.701	124	143	267	29.7	158	2	82	108	37	57	531	59.0		
Opponents.....		9	1800		217-443	.490	69-168	.411	134-184	.728	102	202	304	33.8	124	-	134	120	49	50	637	70.8		

TEAM STATISTICS	SC	OPP	Date	Opponent	Score	Att.
SCORING	531	637	* 01/07/12	at Kentucky	L 64-79	24219
Points per game	59.0	70.8	* 1/10/12	VANDERBILT	L 57-67	8353
Scoring margin	-11.8	-	* 1/14/12	FLORIDA	L 65-79	11308
FIELD GOALS-ATT	198-520	217-443	* 01/21/12	at Auburn	L 52-63	8329
Field goal pct	.381	.490	* 1/25/12	ALABAMA	w 56-54	7807
3 POINT FG-ATT	60-186	69-168	* 01/28/12	at Ole Miss	L 62-66	7396
3-point FG pct	.323	.411	* 2/2/12	at Florida	L 66-74	10003
3-pt FG made per game	6.7	7.7	* 2/4/12	KENTUCKY	L 52-86	16527
FREE THROWS-ATT	75-107	134-184	* 02/08/12	at Tennessee	L 57-69	14784
Free throw pct	.701	.728				
F-Throws made per game	8.3	14.9	! = Continental Tire Las Vegas Invitational (Columbia, S.C.)			
REBOUNDS	267	304	& = Continental Tire Las Vegas Invitational (Las Vegas, Nev.)			
Rebounds per game	29.7	33.8	^ = Big East/SEC Challenge (Columbia, S.C.)			
Rebounding margin	-4.1	-	* = Conference game			
ASSISTS	82	134				
Assists per game	9.1	14.9				
TURNOVERS	108	120				
Turnovers per game	12.0	13.3				
Turnover margin	+1.3	-				
Assist/turnover ratio	0.8	1.1				
STEALS	57	50				
Steals per game	6.3	5.6				
BLOCKS	37	49				
Blocks per game	4.1	5.4				
ATTENDANCE	43995	64731				
Home games-Avg/Game	4-10999	5-12946				
Neutral site-Avg/Game	-	0-0				

Score by Periods	1st	2nd	Totals
South Carolina	234	297	531
Opponents	304	333	637

2011-12 South Carolina Basketball
 South Carolina Team Game-by-Game Comparison (as of Feb 10, 2012)
 All games

Opponent	1st	2nd	Score	Mar	Total FG	FG Pct	3-Pointers	3FG Pct	Free Throws	FT Pct	Rebounds	Assist	T/Over	Block	Steal	Fouls
WESTERN CAROLINA	35/25	40/25	75-50	+25	30-59/17-47	.508/.362	5-12/6-18	.417/.333	10-17/10-16	.588/.625	37/29 +8	14/10	12/19	5/4	11/8	14/17
Elon	23/34	30/24	53-58	(5)	20-64/16-40	.313/.400	3-27/6-16	.111/.375	10-17/20-28	.588/.714	40/38 +2	6/9	7/14	2/3	9/1	24/18
TENNESSEE STATE	19/33	44/31	63-64	(1)	22-55/21-47	.400/.447	7-26/10-22	.269/.455	12-20/12-21	.600/.571	33/28 +5	13/15	16/13	7/1	5/9	21/23
MISS. VALLEY STATE	30/26	31/31	61-57	+4	19-48/20-49	.396/.408	6-18/7-17	.333/.412	17-25/10-16	.680/.625	36/30 +6	9/12	13/14	7/5	7/8	17/24
NC	32/45	30/42	62-87	(25)	23-55/31-67	.418/.463	9-23/8-16	.391/.500	7-12/17-30	.583/.567	43/35 +8	12/22	25/10	7/3	5/11	25/15
Southern Cal	26/30	34/33	60-63	(3)	22-42/24-48	.524/.500	8-17/7-11	.471/.636	8-8/8-12	1000/.667	18/28 (10)	10/7	13/10	4/1	4/6	16/13
PROVIDENCE COLLEGE	27/34	40/42	67-76	(9)	26-72/24-50	.361/.480	6-30/6-11	.200/.545	9-10/22-27	.900/.815	40/34 +6	9/16	13/15	7/10	9/4	19/10
Clemson	28/35	30/20	58-55	+3	21-50/19-50	.420/.380	5-15/5-18	.333/.278	11-17/12-16	.647/.750	33/33 -	8/13	8/11	5/1	6/3	16/15
PRESBYTERIAN	19/25	47/33	66-58	+8	26-56/21-45	.464/.467	5-11/7-18	.455/.389	9-11/9-13	.818/.692	33/24 +9	14/13	13/18	7/2	7/3	15/13
OHIO STATE	33/29	33/45	66-74	(8)	23-49/27-53	.469/.509	6-16/5-15	.375/.333	14-18/15-20	.778/.750	20/33 (13)	9/16	14/13	4/3	3/7	18/19
SE LOUISIANA	25/16	37/27	62-43	+19	20-55/15-43	.364/.349	6-18/6-22	.333/.273	16-24/7-13	.667/.538	34/35 (1)	9/9	10/26	4/5	11/3	18/17
WOFFORD	29/21	28/24	57-45	+12	20-45/18-50	.444/.360	11-20/5-19	.550/.263	6-10/4-10	.600/.400	26/34 (8)	14/10	13/15	7/1	6/4	9/13
USC UPSTATE	40/31	32/35	72-66	+6	23-45/25-63	.511/.397	4-11/8-20	.364/.400	22-32/8-15	.688/.533	37/31 +6	9/12	14/8	6/2	4/10	18/24
SC STATE	45/23	34/28	79-51	+28	28-56/18-52	.500/.346	11-23/3-15	.478/.200	12-16/12-23	.750/.522	36/34 +2	17/11	13/17	6/5	11/5	20/13
Kentucky	18/34	46/45	64-79	(15)	25-64/29-49	.391/.592	6-22/5-11	.273/.455	8-10/16-22	.800/.727	32/30 +2	10/13	12/15	3/8	8/4	18/11
VANDERBILT	12/22	45/45	57-67	(10)	22-53/23-40	.415/.575	4-13/13-22	.308/.591	9-11/8-8	.818/1000	21/27 (6)	4/19	9/18	2/2	9/4	11/15
FLORIDA	41/40	24/39	65-79	(14)	23-55/25-47	.418/.532	9-24/12-24	.375/.500	10-14/17-21	.714/.810	30/25 +5	7/19	12/10	1/3	4/4	22/17
Auburn	28/24	24/39	52-63	(11)	20-49/22-50	.408/.440	6-18/7-18	.333/.389	6-8/12-18	.750/.667	29/28 +1	8/14	23/14	7/6	10/7	15/13
ALABAMA	27/29	29/25	56-54	+2	22-68/21-49	.324/.429	5-31/4-18	.161/.222	7-9/8-12	.778/.667	37/39 (2)	8/11	9/15	4/6	6/4	10/14
Ole Miss	28/31	34/35	62-66	(4)	24-60/24-49	.400/.490	8-21/5-13	.381/.385	6-7/13-24	.857/.542	28/38 (10)	15/15	13/18	2/6	12/11	17/12
Florida	28/37	38/37	66-74	(8)	25-56/22-59	.446/.373	6-21/7-28	.286/.250	10-14/23-32	.714/.719	30/42 (12)	8/12	15/13	7/3	4/6	28/11
KENTUCKY	25/52	27/34	52-86	(34)	18-59/32-62	.305/.516	9-20/6-14	.450/.429	7-15/16-21	.467/.762	30/41 (11)	10/17	8/3	9/11	0/6	16/13
Tennessee	27/35	30/34	57-69	(12)	19-56/19-38	.339/.500	7-16/10-20	.438/.500	12-19/21-26	.632/.808	30/34 (4)	12/14	7/14	2/4	4/4	21/18

Note: Game totals are displayed in the format TEAM/OPPONENT for each category

2011-12 South Carolina Basketball
 South Carolina Category Leaders (as of Feb 10, 2012)
 All games

Points	G	Pts	Pts/G	Scoring Average	G	Pts	Avg/G
COOKE, Malik	23	280	12.2	COOKE, Malik	23	280	12.2
GILL, Anthony	23	187	8.1	ELLINGTON, Bruce	16	171	10.7
ELLINGTON, Bruce	16	171	10.7	GILL, Anthony	23	187	8.1
LEONARD, Damien	23	157	6.8	LEONARD, Damien	23	157	6.8
HARRIS, Damontre	23	153	6.7	HARRIS, Damontre	23	153	6.7
SLAWSON, RJ	23	117	5.1	WILLIAMS, Brenton	15	85	5.7
SMITH, Eric	20	100	5.0	SLAWSON, RJ	23	117	5.1
JACKSON, Lakeem	23	88	3.8	SMITH, Eric	20	100	5.0
WILLIAMS, Brenton	15	85	5.7	JACKSON, Lakeem	23	88	3.8
RICHARDSON, Brian	21	71	3.4	RICHARDSON, Brian	21	71	3.4
GEATHERS, Carlton	23	22	1.0	PHILLIPS, Shane	1	1	1.0
PHILLIPS, Shane	1	1	1.0	GEATHERS, Carlton	23	22	1.0

FG Percentage	FG	Att	Pct	Field Goal Attempts	G	Att	Att/G
HARRIS, Damontre	61	119	.513	COOKE, Malik	23	223	9.7
JACKSON, Lakeem	39	78	.500	ELLINGTON, Bruce	16	182	11.4
GILL, Anthony	68	146	.466	LEONARD, Damien	23	159	6.9
SLAWSON, RJ	44	95	.463	GILL, Anthony	23	146	6.3
SMITH, Eric	38	87	.437	HARRIS, Damontre	23	119	5.2
COOKE, Malik	94	223	.422	Field Goals Made	G	Made	Made/G
GEATHERS, Carlton	8	19	.421	COOKE, Malik	23	94	4.1
WILLIAMS, Brenton	25	70	.357	GILL, Anthony	23	68	3.0
ELLINGTON, Bruce	65	182	.357	ELLINGTON, Bruce	16	65	4.1
LEONARD, Damien	52	159	.327	HARRIS, Damontre	23	61	2.7
RICHARDSON, Brian	27	90	.300	LEONARD, Damien	23	52	2.3
PHILLIPS, Shane	0	3	.000				

3-Point Percentage	3FG	Att	Pct	3-Point FG Attempts	G	Att	Att/G
SMITH, Eric	19	44	.432	LEONARD, Damien	23	117	5.1
GILL, Anthony	10	25	.400	ELLINGTON, Bruce	16	78	4.9
WILLIAMS, Brenton	15	41	.366	RICHARDSON, Brian	21	56	2.7
ELLINGTON, Bruce	27	78	.346	COOKE, Malik	23	56	2.4
SLAWSON, RJ	11	32	.344	SMITH, Eric	20	44	2.2
LEONARD, Damien	40	117	.342	3-Point FG Made	G	Made	Made/G
COOKE, Malik	17	56	.304	LEONARD, Damien	23	40	1.7
RICHARDSON, Brian	13	56	.232	ELLINGTON, Bruce	16	27	1.7
PHILLIPS, Shane	0	2	.000	SMITH, Eric	20	19	1.0
JACKSON, Lakeem	0	2	.000	COOKE, Malik	23	17	0.7
				WILLIAMS, Brenton	15	15	1.0

Free Throw Percent	FG	Att	Pct	Free Throw Attempts	G	Att	Att/G
WILLIAMS, Brenton	20	25	.800	COOKE, Malik	23	94	4.1
RICHARDSON, Brian	4	5	.800	GILL, Anthony	23	61	2.7
COOKE, Malik	75	94	.798	HARRIS, Damontre	23	40	1.7
HARRIS, Damontre	31	40	.775	SLAWSON, RJ	23	29	1.3
GEATHERS, Carlton	6	8	.750	JACKSON, Lakeem	23	27	1.2
ELLINGTON, Bruce	14	20	.700	Free Throws Made	G	Made	Made/G
GILL, Anthony	41	61	.672	COOKE, Malik	23	75	3.3
SLAWSON, RJ	18	29	.621	GILL, Anthony	23	41	1.8
LEONARD, Damien	13	21	.619	HARRIS, Damontre	23	31	1.3
PHILLIPS, Shane	1	2	.500	WILLIAMS, Brenton	15	20	1.3
SMITH, Eric	5	12	.417	SLAWSON, RJ	23	18	0.8
JACKSON, Lakeem	10	27	.370				

2011-12 South Carolina Basketball
 South Carolina Category Leaders (as of Feb 10, 2012)
 All games

<u>Rebounds</u>	<u>G</u>	<u>Reb</u>	<u>Reb/G</u>
HARRIS, Damontre	23	122	5.3
COOKE, Malik	23	112	4.9
GILL, Anthony	23	111	4.8
SLAWSON, RJ	23	94	4.1
JACKSON, Lakeem	23	70	3.0

<u>Assists</u>	<u>G</u>	<u>No.</u>	<u>Ast/G</u>
ELLINGTON, Bruce	16	43	2.7
COOKE, Malik	23	42	1.8
JACKSON, Lakeem	23	37	1.6
GILL, Anthony	23	31	1.3
SMITH, Eric	20	30	1.5

<u>Rebound Average</u>	<u>G</u>	<u>Reb</u>	<u>Avg/G</u>
HARRIS, Damontre	23	122	5.3
COOKE, Malik	23	112	4.9
GILL, Anthony	23	111	4.8
SLAWSON, RJ	23	94	4.1
JACKSON, Lakeem	23	70	3.0

<u>Steals</u>	<u>G</u>	<u>No.</u>	<u>Stl/G</u>
COOKE, Malik	23	42	1.8
HARRIS, Damontre	23	22	1.0
SLAWSON, RJ	23	17	0.7
JACKSON, Lakeem	23	16	0.7
WILLIAMS, Brenton	15	11	0.7
GILL, Anthony	23	11	0.5

<u>Offensive Rebounds</u>	<u>G</u>	<u>No.</u>	<u>Avg/G</u>
HARRIS, Damontre	23	51	2.2
COOKE, Malik	23	48	2.1
GILL, Anthony	23	43	1.9
SLAWSON, RJ	23	39	1.7
JACKSON, Lakeem	23	29	1.3

<u>Blocked Shots</u>	<u>G</u>	<u>No.</u>	<u>Blk/G</u>
HARRIS, Damontre	23	53	2.3
COOKE, Malik	23	19	0.8
SLAWSON, RJ	23	17	0.7
GEATHERS, Carlton	23	13	0.6
GILL, Anthony	23	5	0.2

<u>Defensive Rebounds</u>	<u>G</u>	<u>No.</u>	<u>Avg/G</u>
HARRIS, Damontre	23	71	3.1
GILL, Anthony	23	68	3.0
COOKE, Malik	23	64	2.8
SLAWSON, RJ	23	55	2.4
JACKSON, Lakeem	23	41	1.8

<u>Minutes</u>	<u>G</u>	<u>No.</u>	<u>Min/G</u>
COOKE, Malik	23	723	31.4
GILL, Anthony	23	585	25.4
HARRIS, Damontre	23	577	25.1
LEONARD, Damien	23	439	19.1
ELLINGTON, Bruce	16	438	27.4

<u>Fouls</u>	<u>G</u>	<u>No.</u>	<u>Per/G</u>
HARRIS, Damontre	23	62	2.7
SLAWSON, RJ	23	62	2.7
GILL, Anthony	23	59	2.6
COOKE, Malik	23	55	2.4
ELLINGTON, Bruce	16	33	2.1

<u>Turnovers</u>	<u>G</u>	<u>No.</u>	<u>TO/G</u>
COOKE, Malik	23	50	2.2
GILL, Anthony	23	43	1.9
SMITH, Eric	20	30	1.5
ELLINGTON, Bruce	16	30	1.9
LEONARD, Damien	23	30	1.3

<u>Foulouts</u>	<u>G</u>	<u>No.</u>
GILL, Anthony	23	2
SLAWSON, RJ	23	1
COOKE, Malik	23	1
SMITH, Eric	20	1
JACKSON, Lakeem	23	1
HARRIS, Damontre	23	1

2011-12 South Carolina Basketball
 South Carolina Team High/Low Analysis (as of Feb 10, 2012)
 All games

South Carolina - TEAM GAME HIGHS

POINTS	79	SC STATE (1/3/12)
	75	WESTERN CAROLINA (11/11/11)
	72	USC UPSTATE (12/31/11)
	67	PROVIDENCE COLLEGE (12/1/11)
	66	at Florida (2/2/12)
	66	OHIO STATE (12/17/11)
	66	PRESBYTERIAN (12/13/11)
FIELD GOALS MADE	30	WESTERN CAROLINA (11/11/11)
	28	SC STATE (1/3/12)
FIELD GOAL ATTEMPTS	72	PROVIDENCE COLLEGE (12/1/11)
	68	ALABAMA (1/25/12)
FIELD GOAL PERCENTAGE	.524 (22-42)	vs Southern Cal (11/26/11)
	.511 (23-45)	USC UPSTATE (12/31/11)
3 PT FIELD GOALS MADE	11	SC STATE (1/3/12)
	11	WOFFORD (12/28/11)
3 PT FG ATTEMPTS	31	ALABAMA (1/25/12)
	30	PROVIDENCE COLLEGE (12/1/11)
3 PT FG PERCENTAGE	.550 (11-20)	WOFFORD (12/28/11)
	.478 (11-23)	SC STATE (1/3/12)
FREE THROWS MADE	22	USC UPSTATE (12/31/11)
	17	MISS. VALLEY STATE (11/22/11)
FREE THROW ATTEMPTS	32	USC UPSTATE (12/31/11)
	25	MISS. VALLEY STATE (11/22/11)
FREE THROW PERCENTAGE	1.000 (8-8)	vs Southern Cal (11/26/11)
	.900 (9-10)	PROVIDENCE COLLEGE (12/1/11)
REBOUNDS	43	vs NC (11/25/11)
	40	PROVIDENCE COLLEGE (12/1/11)
	40	at Elon (11/15/11)
ASSISTS	17	SC STATE (1/3/12)
	15	at Ole Miss (01/28/12)
STEALS	12	at Ole Miss (01/28/12)
	11	SC STATE (1/3/12)
	11	SE LOUISIANA (12/21/11)
	11	WESTERN CAROLINA (11/11/11)
BLOCKED SHOTS	9	KENTUCKY (2/4/12)
	7	at Florida (2/2/12)
	7	at Auburn (01/21/12)
	7	WOFFORD (12/28/11)
	7	PRESBYTERIAN (12/13/11)
	7	PROVIDENCE COLLEGE (12/1/11)
	7	vs NC (11/25/11)
	7	MISS. VALLEY STATE (11/22/11)
	7	TENNESSEE STATE (11/20/11)
TURNOVERS	25	vs NC (11/25/11)
	23	at Auburn (01/21/12)
FOULS	28	at Florida (2/2/12)
	25	vs NC (11/25/11)

2011-12 South Carolina Basketball
 South Carolina High/Low Analysis (as of Feb 10, 2012)
 All games

Opponent - GAME HIGHS

POINTS	87		vs NC (11/25/11)
	86		KENTUCKY (2/4/12)
	79		FLORIDA (1/14/12)
	79		at Kentucky (01/07/12)
	76		PROVIDENCE COLLEGE (12/1/11)
FIELD GOALS MADE	32		KENTUCKY (2/4/12)
	31		vs NC (11/25/11)
FIELD GOAL ATTEMPTS	67		vs NC (11/25/11)
	63		USC UPSTATE (12/31/11)
FIELD GOAL PERCENTAGE	.592	(29-49)	at Kentucky (01/07/12)
	.575	(23-40)	VANDERBILT (1/10/12)
3 PT FIELD GOALS MADE	13		VANDERBILT (1/10/12)
	12		FLORIDA (1/14/12)
3 PT FG ATTEMPTS	28		at Florida (2/2/12)
	24		FLORIDA (1/14/12)
3 PT FG PERCENTAGE	.636	(7-11)	vs Southern Cal (11/26/11)
	.591	(13-22)	VANDERBILT (1/10/12)
FREE THROWS MADE	23		at Florida (2/2/12)
	22		PROVIDENCE COLLEGE (12/1/11)
FREE THROW ATTEMPTS	32		at Florida (2/2/12)
	30		vs NC (11/25/11)
FREE THROW PERCENTAGE	1.000	(8-8)	VANDERBILT (1/10/12)
	.815	(22-27)	PROVIDENCE COLLEGE (12/1/11)
REBOUNDS	42		at Florida (2/2/12)
	41		KENTUCKY (2/4/12)
ASSISTS	22		vs NC (11/25/11)
	19		FLORIDA (1/14/12)
	19		VANDERBILT (1/10/12)
STEALS	11		at Ole Miss (01/28/12)
	11		vs NC (11/25/11)
BLOCKED SHOTS	11		KENTUCKY (2/4/12)
	10		PROVIDENCE COLLEGE (12/1/11)
TURNOVERS	26		SE LOUISIANA (12/21/11)
	19		WESTERN CAROLINA (11/11/11)
FOULS	24		USC UPSTATE (12/31/11)
	24		MISS. VALLEY STATE (11/22/11)

2011-12 South Carolina Basketball
 South Carolina High/Low Analysis (as of Feb 10, 2012)
 All games

South Carolina - GAME LOWS

POINTS	52		at Auburn (01/21/12)
	52		KENTUCKY (2/4/12)
	53		at Elon (11/15/11)
	56		ALABAMA (1/25/12)
	57		WOFFORD (12/28/11)
	57		VANDERBILT (1/10/12)
	57		at Tennessee (02/08/12)
FIELD GOALS MADE	18		KENTUCKY (2/4/12)
	19		MISS. VALLEY STATE (11/22/11)
	19		at Tennessee (02/08/12)
FIELD GOAL ATTEMPTS	42		vs Southern Cal (11/26/11)
	45		WOFFORD (12/28/11)
	45		USC UPSTATE (12/31/11)
FIELD GOAL PERCENTAGE	.305	(18-59)	KENTUCKY (2/4/12)
	.313	(20-64)	at Elon (11/15/11)
3 PT FIELD GOALS MADE	3		at Elon (11/15/11)
	4		USC UPSTATE (12/31/11)
	4		VANDERBILT (1/10/12)
3 PT FG ATTEMPTS	11		PRESBYTERIAN (12/13/11)
	11		USC UPSTATE (12/31/11)
3 PT FG PERCENTAGE	.111	(3-27)	at Elon (11/15/11)
	.161	(5-31)	ALABAMA (1/25/12)
FREE THROWS MADE	6		WOFFORD (12/28/11)
	6		at Auburn (01/21/12)
	6		at Ole Miss (01/28/12)
FREE THROW ATTEMPTS	7		at Ole Miss (01/28/12)
	8		vs Southern Cal (11/26/11)
	8		at Auburn (01/21/12)
FREE THROW PERCENTAGE	.467	(7-15)	KENTUCKY (2/4/12)
	.583	(7-12)	vs NC (11/25/11)
REBOUNDS	18		vs Southern Cal (11/26/11)
	20		OHIO STATE (12/17/11)
ASSISTS	4		VANDERBILT (1/10/12)
	6		at Elon (11/15/11)
STEALS	0		KENTUCKY (2/4/12)
	3		OHIO STATE (12/17/11)
BLOCKED SHOTS	1		FLORIDA (1/14/12)
	2		at Elon (11/15/11)
	2		VANDERBILT (1/10/12)
	2		at Ole Miss (01/28/12)
	2		at Tennessee (02/08/12)
TURNOVERS	7		at Elon (11/15/11)
	7		at Tennessee (02/08/12)
FOULS	9		WOFFORD (12/28/11)
	10		ALABAMA (1/25/12)

2011-12 South Carolina Basketball
 South Carolina High/Low Analysis (as of Feb 10, 2012)
 All games

Opponent - GAME LOWS

POINTS	43		SE LOUISIANA (12/21/11)
	45		WOFFORD (12/28/11)
	50		WESTERN CAROLINA (11/11/11)
	51		SC STATE (1/3/12)
	54		ALABAMA (1/25/12)
FIELD GOALS MADE	15		SE LOUISIANA (12/21/11)
	16		at Elon (11/15/11)
FIELD GOAL ATTEMPTS	38		at Tennessee (02/08/12)
	40		at Elon (11/15/11)
	40		VANDERBILT (1/10/12)
FIELD GOAL PERCENTAGE	.346	(18-52)	SC STATE (1/3/12)
	.349	(15-43)	SE LOUISIANA (12/21/11)
3 PT FIELD GOALS MADE	3		SC STATE (1/3/12)
	4		ALABAMA (1/25/12)
3 PT FG ATTEMPTS	11		vs Southern Cal (11/26/11)
	11		PROVIDENCE COLLEGE (12/1/11)
	11		at Kentucky (01/07/12)
3 PT FG PERCENTAGE	.200	(3-15)	SC STATE (1/3/12)
	.222	(4-18)	ALABAMA (1/25/12)
FREE THROWS MADE	4		WOFFORD (12/28/11)
	7		SE LOUISIANA (12/21/11)
FREE THROW ATTEMPTS	8		VANDERBILT (1/10/12)
	10		WOFFORD (12/28/11)
FREE THROW PERCENTAGE	.400	(4-10)	WOFFORD (12/28/11)
	.522	(12-23)	SC STATE (1/3/12)
REBOUNDS	24		PRESBYTERIAN (12/13/11)
	25		FLORIDA (1/14/12)
ASSISTS	7		vs Southern Cal (11/26/11)
	9		at Elon (11/15/11)
	9		SE LOUISIANA (12/21/11)
STEALS	1		at Elon (11/15/11)
	3		at Clemson (12/4/11)
	3		PRESBYTERIAN (12/13/11)
	3		SE LOUISIANA (12/21/11)
BLOCKED SHOTS	1		TENNESSEE STATE (11/20/11)
	1		vs Southern Cal (11/26/11)
	1		at Clemson (12/4/11)
	1		WOFFORD (12/28/11)
TURNOVERS	3		KENTUCKY (2/4/12)
	8		USC UPSTATE (12/31/11)
FOULS	10		PROVIDENCE COLLEGE (12/1/11)
	11		at Kentucky (01/07/12)
	11		at Florida (2/2/12)

2011-12 South Carolina Basketball
 South Carolina Player High/Low Analysis (as of Feb 10, 2012)
 All games

South Carolina - INDIVIDUAL GAME HIGHS

Points	24		COOKE, Malik vs USC Upstate (12/31/11)
	21		COOKE, Malik vs Ohio State (12/17/11)
	21		COOKE, Malik vs Providence College (12/1/11)
	20		ELLINGTON, Bruce vs Vanderbilt (1/10/12)
	19		LEONARD, Damien vs Kentucky (2/4/12)
Field Goals Made	8		ELLINGTON, Bruce vs Vanderbilt (1/10/12)
	8		COOKE, Malik vs USC Upstate (12/31/11)
	8		COOKE, Malik vs Providence College (12/1/11)
Field Goal Att.	17		LEONARD, Damien at Elon (11/15/11)
	16		ELLINGTON, Bruce at Tennessee (02/08/12)
	16		LEONARD, Damien vs Kentucky (2/4/12)
	16		ELLINGTON, Bruce at Ole Miss (01/28/12)
FG Pct (min 5 made)	.857	(6-7)	GILL, Anthony vs Western Carolina (11/11/11)
	.833	(5-6)	JACKSON, Lakeem vs Tennessee State (11/20/11)
3-Point FG Made	5		ELLINGTON, Bruce vs Wofford (12/28/11)
	5		LEONARD, Damien vs NC (11/25/11)
	5		SMITH, Eric vs Tennessee State (11/20/11)
3-Point FG Att.	11		LEONARD, Damien vs NC (11/25/11)
	11		LEONARD, Damien at Elon (11/15/11)
3-Pt FG Pct (min 2 made)	1.000	(3-3)	COOKE, Malik at Ole Miss (01/28/12)
	1.000	(3-3)	ELLINGTON, Bruce vs SC State (1/3/12)
	1.000	(2-2)	WILLIAMS, Brenton at Tennessee (02/08/12)
	1.000	(2-2)	GILL, Anthony vs Kentucky (2/4/12)
	1.000	(2-2)	RICHARDSON, Brian vs USC Upstate (12/31/11)
	1.000	(2-2)	GILL, Anthony vs SE Louisiana (12/21/11)
	1.000	(2-2)	LEONARD, Damien vs Presbyterian (12/13/11)
	1.000	(2-2)	COOKE, Malik vs NC (11/25/11)
Free Throws Made	10		COOKE, Malik vs Miss. Valley State (11/22/11)
	9		COOKE, Malik vs Ohio State (12/17/11)
Free Throw Att.	12		COOKE, Malik vs Miss. Valley State (11/22/11)
	11		COOKE, Malik vs USC Upstate (12/31/11)
FT Pct (min 3 made)	1.000	(8-8)	WILLIAMS, Brenton vs USC Upstate (12/31/11)
	1.000	(5-5)	COOKE, Malik vs Alabama (1/25/12)
	1.000	(4-4)	HARRIS, Damontre at Florida (2/2/12)
	1.000	(4-4)	COOKE, Malik vs SC State (1/3/12)
	1.000	(4-4)	ELLINGTON, Bruce at Clemson (12/4/11)
	1.000	(4-4)	SLAWSON, RJ vs Providence College (12/1/11)
	1.000	(3-3)	ELLINGTON, Bruce vs Vanderbilt (1/10/12)
	1.000	(3-3)	HARRIS, Damontre vs SC State (1/3/12)
	1.000	(3-3)	GILL, Anthony vs Ohio State (12/17/11)
	1.000	(3-3)	COOKE, Malik vs Presbyterian (12/13/11)
	1.000	(3-3)	GILL, Anthony vs Presbyterian (12/13/11)
	1.000	(3-3)	GILL, Anthony vs Southern Cal (11/26/11)
Rebounds	14		SLAWSON, RJ vs NC (11/25/11)
	10		HARRIS, Damontre vs Vanderbilt (1/10/12)
	10		COOKE, Malik vs USC Upstate (12/31/11)
	10		HARRIS, Damontre at Elon (11/15/11)
	10		JACKSON, Lakeem vs Western Carolina (11/11/11)
Assists	6		ELLINGTON, Bruce at Tennessee (02/08/12)
	5		ELLINGTON, Bruce at Ole Miss (01/28/12)
	5		JACKSON, Lakeem vs Western Carolina (11/11/11)
Steals	5		WILLIAMS, Brenton vs Western Carolina (11/11/11)
	4		COOKE, Malik vs SE Louisiana (12/21/11)

	4	COOKE, Malik at Clemson (12/4/11)
	4	COOKE, Malik vs Providence College (12/1/11)
Blocked Shots	6	HARRIS, Damontre at Florida (2/2/12)
	6	HARRIS, Damontre at Auburn (01/21/12)
Turnovers	6	COOKE, Malik at Auburn (01/21/12)
	5	HARRIS, Damontre at Auburn (01/21/12)
	5	ELLINGTON, Bruce at Auburn (01/21/12)
	5	GILL, Anthony vs Presbyterian (12/13/11)
	5	LEONARD, Damien vs NC (11/25/11)
Fouls	5	GILL, Anthony at Florida (2/2/12)
	5	HARRIS, Damontre at Ole Miss (01/28/12)
	5	SMITH, Eric vs USC Upstate (12/31/11)
	5	SLAWSON, RJ vs SE Louisiana (12/21/11)
	5	GILL, Anthony vs NC (11/25/11)
	5	JACKSON, Lakeem at Elon (11/15/11)
	5	COOKE, Malik at Elon (11/15/11)

2011-12 South Carolina Basketball
 South Carolina Opponent High/Low Analysis (as of Feb 10, 2012)
 All games

OPPONENT INDIVIDUAL GAME HIGHS

Points	30		Thomas, Deshaun vs Ohio State (12/17/11)
	28		Jones, Maurice vs Southern Cal (11/26/11)
	24		Boynton, Kenny at Florida (2/2/12)
	22		Davis, Anthony vs Kentucky (2/4/12)
	22		Sullivan, Frankie at Auburn (01/21/12)
	22		JOYNER, Terrence vs Miss. Valley State (11/22/11)
Field Goals Made	13		Thomas, Deshaun vs Ohio State (12/17/11)
	9		Davis, Anthony vs Kentucky (2/4/12)
	9		Jones, Maurice vs Southern Cal (11/26/11)
Field Goal Att.	16		Thomas, Deshaun vs Ohio State (12/17/11)
	15		Sullivan, Frankie at Auburn (01/21/12)
	15		Gabriel, Kenny at Auburn (01/21/12)
	15		Jones, Maurice vs Southern Cal (11/26/11)
	15		John Henson vs NC (11/25/11)
FG Pct (min 5 made)	1.000	(6-6)	Yeguete, Will vs Florida (1/14/12)
	.900	(9-10)	Davis, Anthony vs Kentucky (2/4/12)
3-Point FG Made	7		Jones, Maurice vs Southern Cal (11/26/11)
	5		P.J. Hairston vs NC (11/25/11)
3-Point FG Att.	11		Sullivan, Frankie at Auburn (01/21/12)
	10		GILTNER, Kevin vs Wofford (12/28/11)
3-Pt FG Pct (min 2 made)	1.000	(7-7)	Jones, Maurice vs Southern Cal (11/26/11)
	1.000	(3-3)	Lamb, Doron vs Kentucky (2/4/12)
	1.000	(3-3)	HENTON, LaDontae vs Providence College (12/1/11)
	1.000	(2-2)	ODOM, Rod vs Vanderbilt (1/10/12)
Free Throws Made	10		COLEMAN, Gerard vs Providence College (12/1/11)
	8		Boynton, Kenny at Florida (2/2/12)
Free Throw Att.	13		Holloway, Murphy at Ole Miss (01/28/12)
	13		COLEMAN, Gerard vs Providence College (12/1/11)
FT Pct (min 3 made)	1.000	(7-7)	Golden, Trae at Tennessee (02/08/12)
	1.000	(6-6)	McBee, Skylar at Tennessee (02/08/12)
	1.000	(6-6)	Henry, Terrance at Ole Miss (01/28/12)
	1.000	(6-6)	Sullivan, Frankie at Auburn (01/21/12)
	1.000	(6-6)	TROUTMAN, Lucas at Elon (11/15/11)
	1.000	(5-5)	Buford, William vs Ohio State (12/17/11)
	1.000	(5-5)	COTTON, Bryce vs Providence College (12/1/11)
	1.000	(4-4)	Murphy, Erik vs Florida (1/14/12)
	1.000	(4-4)	GOULBOURNE, Lance vs Vanderbilt (1/10/12)
	1.000	(4-4)	Smith Jr., Lenzelle vs Ohio State (12/17/11)
	1.000	(4-4)	JONES, Falando vs Miss. Valley State (11/22/11)
	1.000	(3-3)	Lamb, Doron vs Kentucky (2/4/12)
	1.000	(3-3)	HENTON, LaDontae vs Providence College (12/1/11)
	1.000	(3-3)	DEDMON, D vs Southern Cal (11/26/11)
Rebounds	11		Beal, Bradley at Florida (2/2/12)
	11		Holloway, Murphy at Ole Miss (01/28/12)
Assists	14		Kendall Marshall vs NC (11/25/11)
	9		TINSLEY, Brad vs Vanderbilt (1/10/12)
Steals	6		Kendall Marshall vs NC (11/25/11)
	4		MAXEY, Jodd vs USC Upstate (12/31/11)
Blocked Shots	8		Davis, Anthony vs Kentucky (2/4/12)
	7		Davis, Anthony at Kentucky (01/07/12)
	7		DIXON, Bilal vs Providence College (12/1/11)
Turnovers	7		Henry, Terrance at Ole Miss (01/28/12)
	6		WASHINGTON, Eric vs Presbyterian (12/13/11)

Fouls	5	EZELI, Festus vs Vanderbilt (1/10/12)
	5	MAXEY, Jodd vs USC Upstate (12/31/11)
	5	COLEMAN, Al'Lonzo vs Presbyterian (12/13/11)
	5	Hall, Rod at Clemson (12/4/11)
	5	JOYNER, Terrence vs Miss. Valley State (11/22/11)
	5	JONES, Falando vs Miss. Valley State (11/22/11)
	5	THORNTON, Kellen vs Tennessee State (11/20/11)
	5	EDOMWONYI, Egheosa at Elon (11/15/11)
	5	KING, Tawaski vs Western Carolina (11/11/11)