

SOUTH CAROLINA WOMEN'S BASKETBALL



Be the change.

Game Information

Date: Wednesday, November 20, 2013, 7 p.m.
Site: Littlejohn Coliseum (10,000) • Clemson, S.C.
TV: None
Radio: WNKT 107.5 FM/WISW 1320 AM (Brad Muller); GamecocksOnline.com
Live Video: ClemsonTigers.com (Free)
Live Stats: ClemsonTigers.com

South Carolina Gamecocks 4-0

Ranking: 19/14 (AP/Coaches)
Head Coach: Dawn Staley
Record at SC: 96-66 (6th)
Career Rec.: 268-146 (14th)
vs. CU: 3-2
Top Scorer: Ibiam (14.5 ppg)
Top Rebounder: Welch (10.8 rpg)



vs.



Clemson Lady Tigers 1-2

Ranking: -/
Head Coach: Audra Smith
Record at CU: 1-2 (1st)
Career Rec.: 139-140 (10th)
vs. SC: 0-0
Top Scorer: Pettaway (17.0 ppg)
Top Rebounder: Pettaway (15.0)

Series History: CU leads 33-25
In Clemson: CU leads 20-6
In Columbia: SC leads 17-10
Neutral: SC leads 2-0

2013-14 Schedule

Nov. 1	North Greenville (Exh.)	W, 96-35
Nov. 8	Charleston Southern	W, 99-29
Nov. 10	Louisiana Tech	W, 68-45
Nov. 14	C. of Charleston (FSSO)	W, 81-54
Nov. 17	Seton Hall	W, 88-67
Nov. 20	at Clemson	7 p.m.
Nov. 23	at San Diego State	4 p.m.
Nov. 25	at Southern Cal (Pac-12)	8 p.m.
Dec. 2	NC Central (FSSO)	7 p.m.
Dec. 8	at Charlotte	2 p.m.
	<i>Myrtle Beach Classic</i>	
Dec. 18	vs. North Carolina	7 p.m.
Dec. 20	Winthrop	Noon
Dec. 22	SC State (FSSO)	1 p.m.
Dec. 28	Savannah State (FSSO)	Noon
Jan. 2	at Arkansas*	8 p.m.
Jan. 5	Vanderbilt* (ESPNU)	1 p.m.
Jan. 9	Kentucky*	7 p.m.
Jan. 12	at Auburn* (SPSO)	2:30 p.m.
Jan. 16	at Texas A&M*	8 p.m.
Jan. 19	Alabama*	3 p.m.
Jan. 26	at Vanderbilt* (ESPN2)	2 p.m.
Jan. 30	Mississippi*	7 p.m.
Feb. 2	Missouri*	3 p.m.
Feb. 6	at Mississippi State*	8 p.m.
Feb. 9	Arkansas* (SECTV)	2 p.m.
Feb. 16	at LSU* (ESPN2)	3:30 p.m.
Feb. 20	at Kentucky* (FSSO)	7 p.m.
Feb. 23	Florida* (SPSO)	1 p.m.
Feb. 27	Georgia*	7 p.m.
Mar. 2	at Tennessee* (ESPNU)	2:30 p.m.

* indicates SEC game
 All Times Listed as Eastern and are subject to change

Television outlet listed in parentheses – FSSO is Fox Sports South/Fox Sports Carolinas; SPSO is SportSouth; SECTV is SEC over-the-air syndicated package













South Carolina Notables

- This is the Gamecocks' 40th season as a varsity sport, the sixth with head coach Dawn Staley at the helm. It is South Carolina's 23rd season in the SEC.
- With 18 offensive rebounds through four games this season, junior Aleighsa Welch has moved into a tie for eighth in school history with 253 career offensive boards through 70 games. She is just 11 away from a spot in the top five.
- South Carolina leads the SEC in field goal percentage (.498), rebounding margin (+17.7), blocks per game (8.3) and assist-to-turnover ratio (1.7).
- Four Gamecocks average double-figure points this season with 12.0 ppg the minimum in the group. South Carolina has had five hit double figures in three of the first four games this season, which already exceeds the number of any previous season in the Dawn Staley era. In fact, in the previous five seasons under Staley, five Gamecocks scored double digits in a game just five times.
- The Gamecocks shot a sparkling 73.9 percent from the field (17-of-23) in the second half of the win over Seton Hall (Nov. 17), thanks to the combined 8-of-9 effort in the period from the trio of frontcourt stars – Elem Ibiam, Aleighsa Welch and Alaina Coates.
- Alaina Coates earned her first conference award of the season as she was named SEC Freshman of the Week (Nov. 18) for her efforts in a pair of wins last week. She averaged a double-double on the week and blocked seven shots.
- Junior Aleighsa Welch and freshman Alaina Coates rank among the SEC's top 16 in both scoring and rebounding so far this season. Welch reels in an SEC-best 10.8 rebounds per game and is 14th in scoring with 14.0 points per outing. Coates comes in 16th in scoring with 13.3 per game and fourth in rebounding with a 9.8 average. She is the highest rebounding freshman in the league and the only one to rank that high in both categories.
- Junior Elem Ibiam is among the SEC's best centers on both ends of the floor as she leads the league in blocks per game (3.5), recording at least three in each game this season; is third in field goal percentage (.645), shooting 50.0 percent or better in every game; and holds 10th in scoring at 14.5 points per game.
- Sophomore guard/forward Asia Dozier's 3-point explosion against College of Charleston (Nov. 14) – a career-high four made – catapulted her up the SEC standings into 10th with 1.8 3s made per game.

Tale of the Tape

CU	SC	
1-2	Overall Record	4-0
0-0	Conference Record	0-0
1-2	Home Record	4-0
0-0	Away Record	0-0
0-0	Neutral Record	0-0
60.7	Points Per Game	84.0
65.3	Opp. Points Per Game	48.8
.391	Field Goal %age	.498
.358	Opp. Field Goal %age	.314
.268	3-Pt. Field Goal %age	.344
.385	Opp. 3-Pt. Field Goal %age	.315
.795	Free Throw %age	.574
11.7	FTs Made Per Game	19.5
10.7	Assists Per Game	19.5
-1.3	Turnover Margin	+3.5
56.0	Rebounds Per Game	48.2
-0.3	Rebounding Margin	+17.8
7.0	Steals Per Game	8.5
5.7	Blocked Shots Per Game	8.3

2013-14 South Carolina Media Roster

0		<p>India Farmer 6-0 • Freshman • Forward • N. Myrtle Beach, S.C.</p> <p>PPG 0.0 RPG 0.0 APG 0.0 FG% — FT% —</p>	<p>LAST GAME: 5 min vs. CofC NOTABLE: Has played in three games ... Athletic combo player who ran point for her HS team due to injury-depleted lineup ... Named Toast of the Coast Player of the Year by <i>The Sun News</i> and earned all-state honors as a senior.</p>	<p>Career Highs Pts: — Reb: — A: — S: — Min: 6 vs. Char. Sthrn., 11/8/13</p>
2		<p>Olivia Gaines 5-7 • Junior • Guard • Chester, S.C.</p> <p>PPG 2.0 RPG 2.5 APG 2.3 FG% .500 FT% .667</p>	<p>LAST GAME: 1 asst, 1 reb, 5 min vs Seton Hall NOTABLE: Aggressive defender, still learning how to maximize skills in Gamecock game plan ... Named 2013 Junior/Community College Player of the Year by WBCA ... Helped team to 2013 NJCAA Division II national title.</p>	<p>Career Highs Pts: 4 vs. Char. Sthrn., 11/8/13 Reb: 4, 2x, vs. LA Tech, 11/10/13 A: 5 vs. Char. Sthrn., 11/8/13 S: 3 vs. Char. Sthrn., 11/8/13 Min: 17 vs. Char. Sthrn., 11/8/13</p>
5		<p>Khadijah Sessions 5-8 • Sophomore • Guard • Myrtle Beach, S.C. <i>kub-DEE-zhub SESH-uns</i></p> <p>PPG 9.0 RPG 1.8 APG 4.3 FG% .444 FT% .692</p>	<p>LAST GAME: 17 pts, 5 assts vs Seton Hall NOTABLE: Assist leader in 3 of 4 games this season and has two double-figure scoring games ... 6th in SEC with 4.3 A:TO ... An aggressive point guard who is working hard on leadership role from the position ... Voted a team captain.</p>	<p>Career Highs Pts: 19 vs. Auburn, 2/3/13 Reb: 5 at Florida, 1/20/13 A: 5, 2x, vs. Seton Hall, 11/17/13 S: 4 vs. Miss. State, 2/24/13 Min: 35 at Missouri, 2/28/13</p>
12		<p>Wilka Montout 6-3 • Senior • Forward • Cayenne, French Guiana <i>WIL-kub mawn-TOO</i></p> <p>PPG 2.3 RPG 3.8 APG 0.5 FG% .300 FT% .222</p>	<p>LAST GAME: 1 asst, 7 min vs Seton Hall NOTABLE: Career-high 8 rebs vs CofC ... Netted 7 pts in season opener, including a 3-pointer ... Rangy forward who can stretch defenses with her shooting ... averaged 10.1 minutes last season, playing in 29 of 33 games.</p>	<p>Career Highs Pts: 12 vs. LA Tech, 11/12/12 Reb: 8 vs. CofC, 11/14/13 B: 2, 2x, vs. CSU, 11/8/13 S: 1, 4x, vs. CSU, 11/8/13 Min: 24 vs. Sav. State, 11/15/12</p>
15		<p>Tiffany Davis 5-7 • R-Freshman • Guard • Houston, Texas</p> <p>PPG 3.8 RPG 1.5 APG 1.3 FG% .455 FT% .600</p>	<p>LAST GAME: 1 reb, 5 min vs Seton Hall NOTABLE: Solid outing against CofC, scoring and running team ... Fully recovered from knee surgery last fall ... Was slowed by preseason hamstring injury ... Expected to battle for time at point guard.</p>	<p>Career Highs Pts: 7 vs. CofC, 11/14/13 Reb: 3 vs. Elon, 11/9/12 A: 3, 2x, vs. CofC, 11/14/13 S: 5 vs. Elon, 11/9/12 Min: 20 vs. Elon, 11/9/12</p>
21		<p>LeAnna Morrison 5-5 • R-Sophomore • Guard • Monck's Corner, S.C.</p> <p>PPG 0.5 RPG 0.5 APG 0.5 FG% .000 FT% 1.00</p>	<p>LAST GAME: 2 pts, 1 stl, 2 min vs Seton Hall NOTABLE: Scored first career points on pair of FTs against Seton Hall ... Ran track for two seasons at Charlotte ... Named 2011 All-Lowcountry Female Athlete of the Year by <i>The Post & Courier</i> for her two-sport prowess.</p>	<p>Career Highs Pts: 2 vs. Seton Hall, 11/17/13 Reb: 1, 2x, vs. CofC, 11/14/13 A: 1, 2x, vs. CofC, 11/14/13 S: 1 vs. Seton Hall, 11/17/13 Min: 7 vs. Char. Sthrn., 11/8/13</p>
23		<p>Tina Roy 5-11 • R-Sophomore • Guard • Kaplan, La.</p> <p>PPG 4.5 RPG 1.5 APG 3.0 FG% .231 FT% 1.00</p>	<p>LAST GAME: 5 pts, 2 reb, 1 asst vs Seton Hall NOTABLE: Fully recovered from knee surgery in August 2012 ... Still dialing in long-range shot ... Second on team with 12 assists and leads SEC with 12.0 A:TO, committing just one turnover this season ... Capable of playing point guard.</p>	<p>Career Highs Pts: 15 vs. Presby, 11/27/11 Reb: 5 at LSU, 1/12/12 A: 7 vs. Char. Sthrn., 11/8/13 S: 2 vs. Presby, 11/27/11 Min: 22, 4x, vs. CSU, 11/8/13</p>
24		<p>Aleighsa Welch 6-0 • Junior • Forward • Goose Creek, S.C. <i>uh-LEE-sub Welch</i></p> <p>PPG 14.0 RPG 10.8 APG 2.3 FG% .680 FT% .629</p>	<p>LAST GM: 15 pts, 8 reb, 4 asst, 2 blk vs SHU NOTABLE: Leads SEC in rpg, 6th in offensive rpg, 14th in ppg ... 2 dbl-dbls this season ... Good vision and passer ... Named 2014 preseason All-SEC First Team ... 8th in school history with 253 career offensive boards ... Voted a team captain.</p>	<p>Career Highs Pts: 20 vs. Miss. State, 2/24/13 Reb: 17 vs. CofC, 11/14/13 A: 4, 2x, vs. Seton Hall, 11/17/13 S: 3, 3x, vs. Florida, 3/3/13 Min: 42 vs. Drexel, 11/28/12</p>
25		<p>Tiffany Mitchell 5-9 • Sophomore • Guard • Charlotte, N.C.</p> <p>PPG 12.0 RPG 4.0 APG 2.3 FG% .500 FT% .438</p>	<p>LAST GAME: 15 pts, 3 reb, 4 asst vs Seton Hall NOTABLE: Scored in double figures every game this season ... Ranks 26th in SEC in scoring ... Leads team with 7 steals ... Lithe guard who earned SEC All-Freshman honors last season ... Could run the point at times.</p>	<p>Career Highs Pts: 21 vs. SC State, 12/21/12 Reb: 11, 4x, at Florida, 1/20/13 A: 4, 2x, vs. Seton Hall, 11/17/13 S: 5, 2x, vs. CSU, 11/8/13 Min: 36, 3x, vs. SHU, 11/17/13</p>
31		<p>Asia Dozier 6-0 • Sophomore • Guard/Forward • Columbia, S.C. <i>Asia DOE-zhur</i></p> <p>PPG 8.3 RPG 2.5 APG 2.5 FG% .462 FT% 1.00</p>	<p>LAST GAME: 6 pts, 4 reb, 2 asst, 2 stl vs SHU NOTABLE: Ranks 10th in SEC in 3s made per game (1.8) ... Hit 4-of-8 from 3 against CofC ... Tied career high with 5 assists in season opener ... Earned starting spot by being the most efficient producer in preseason practice.</p>	<p>Career Highs Pts: 16 vs. CofC, 11/14/13 Reb: 10 vs. Elon, 11/9/12 A: 5, 2x, vs. CSU, 11/8/13 S: 2, 3x, vs. Seton Hall, 11/17/13 Min: 27 vs. Seton Hall, 11/17/13</p>
33		<p>Elem Ibiam 6-4 • Junior • Center • Fayetteville, Ga. <i>ELL-um IB-ee-um</i></p> <p>PPG 14.5 RPG 7.0 APG 0.3 FG% .645 FT% .621</p>	<p>LAST GAME: 18 pts, 8 reb, 3 blk vs. Seton Hall NOTABLE: Scored 10+ points every game this season ... Leads SEC in blocks (3.5) is 3rd in FG% and 10th in scoring ... Poised to have breakthrough season after working hard on post moves in offseason ... Voted a team captain.</p>	<p>Career Highs Pts: 19 vs. Alabama, 3/7/13 Reb: 11 vs. Elon, 11/9/12 B: 5, 3x, vs. CofC, 11/8/13 S: 2, 3x, vs. CSU, 11/8/13 Min: 29, 2x, vs. SHU, 11/17/13</p>
41		<p>Alaina Coates 6-4 • Freshman • Center • Irmo, S.C. <i>uh-LAY-nub COATS</i></p> <p>PPG 13.3 RPG 9.8 APG 0.5 FG% .629 FT% .450</p>	<p>LAST GAME: 10 pts, 8 reb, 4 blk vs. Seton Hall NOTABLE: Posted 2 dbl-dbls and 10+ pts in every game ... 3rd in SEC in rpg, 11th in ppg, 5th in offensive rpg ... Named McDonald's and Parade All-America ... Earned South Carolina Player of the Year honors from multiple sources.</p>	<p>Career Highs Pts: 20 vs. Char. Sthrn., 11/8/13 Reb: 14 vs. CofC, 11/14/13 B: 4 vs. Seton Hall, 11/17/13 S: 1, 2x, vs. Seton Hall, 11/17/13 Min: 19, 2x, vs. SHU, 11/17/13</p>

Starter

Reserve

Quick Facts

The University

Location: Columbia, S.C.
Founded: 1801
Enrollment: 31,288
Colors: Garnet (PMS 202C) and Black
Nickname: Gamecocks
Conference: Southeastern
President: Dr. Harris Pastides
Athletics Director: Ray Tanner
Facility: Colonial Life Arena (18,000)

Coaching Staff

Head Coach: Dawn Staley
Alma Mater: Virginia, 1992
Overall Record: 268-146 (14th season)
School Record: 96-66 (6th season)
Assoc. Head Coach (Alma Mater):
Lisa Boyer (Ithaca, 1972)
Assistant Coaches (Alma Mater):
Nikki McCray (Tennessee, 1995)
Darius Taylor (Michigan, 2000)

Team Information

2012-13 Record: 25-8
Home: 13-3 Away: 7-3 Neutral: 5-2
SEC Record (Finish): 11-5 (T-4th)
Home: 6-2 Away: 5-3
Letterwinners Returning/Lost: 6/3
Starters Returning/Lost: 2/3

Program History

First Year of Women's Basketball: 1974-75
All-Time Record: 676-495 (40th season)
All-Time SEC Record: 102-197 (23rd season)
NCAA Appearances (Last): 10 (2013)
NCAA Tournament Record: 11-10
Last NCAA Result: L, 69-16, Kansas, Boulder, Colo., 3/25/13, Second Round
WNIT Appearances (Last): 4 (2011)
WNIT Record: 3-4

Media Relations

Women's Basketball Contact: Diana Koval
Office: 803.777.7977
Cell: 314.369.6050
Email: dkoval@mailbox.sc.edu
Press Row Phone: 803.777.6182
Athletics Department on the Web
Website: GamecocksOnline.com
Twitter: @GamecocksOnline
Facebook: Facebook.com/GamecocksOnline
YouTube: YouTube.com/GamecocksOnline
Women's Basketball on Twitter
Team: @GamecockWBB
Head Coach: @DawnStaley

A South Carolina Win Would...

- Be the Gamecocks' fourth straight over Clemson and the second in as many trips to Littlejohn Coliseum.
- Give South Carolina its first road win of the season.
- Bring head coach Dawn Staley to 97 wins at South Carolina, putting her four behind Pam Parsons (1978-82) for third all-time in Gamecock women's basketball history.

Current Gamecock Streaks

	Total	Home	Road	Neut.
Overall	W4	W6	L1	L1
SEC	W1	W2	L1	—
Non-Conference	W4	W6	W4	L1
Ranked Teams	L3	L1	L2	L3

By the Numbers

- 2 Gamecocks among the SEC's top four in field goal percentage – Elem Ibiam (3rd, .645) and Alaina Coates (4th, .629)
- 2 Seasons in the Dawn Staley era in which the Gamecocks have won at least 25 games – a win total that was achieved just three times in the program's first 34 seasons
- 3 Games this season in which five Gamecocks have scored in double figures, which had happened just five previous times in the Dawn Staley era
- 3 Members of this season's team that earned South Carolina Player of the Year honors in high school
- 4 Gamecocks who have scored in double figures in each of the four games this season – Elem Ibiam, Aleighsa Welch, Alaina Coates and Tiffany Mitchell, all of whom rank among the SEC's top 30 scorers
- 6 Dawn Staley era records South Carolina posted against Charleston Southern (Nov. 8) – points scored (99), margin of victory (+70), field goal percentage (.609), field goals made (39), assists (25) and blocks (12)
- 7 Games in the Dawn Staley era in which the Gamecocks have scored 80 or more points, including three this season
- 7 Gamecocks on this season's roster who played high school basketball in the state of South Carolina, the highest percentage of the roster since the 1990-91 squad featured eight South Carolinians on the 11-player roster
- 23 Entries for the Gamecocks in the last 33 Associated Press Top 25 Polls
- 25 Assists handed out on 39 made field goals by the Gamecocks in win over Charleston Southern (Nov. 8), a Staley-era record for assists
- 34.0 Trips to the free throw line per game by the Gamecocks this season, including a season-high 44 attempts against Seton Hall (Nov. 17), of which South Carolina made 30 – second-most in the Staley era
- 35.2 Points per game by which South Carolina has out-scored its opponents this season to rank third in the SEC
- 48.8 Points per game the South Carolina defense has allowed this season to rank fourth in the SEC
- 66.1 Percent of field goals made this season that have been assisted
- 73.9 Percent field goal shooting for South Carolina in the second half of the win over Seton Hall (Nov. 17)

Clemson Series Notes

This rivalry dates back to the 1975-76 season for women's basketball with the Tigers holding a 33-25 advantage thanks to a seven-game win streak in the late 1990s. South Carolina answered by winning seven of the last 11 contests, including the last three. Overall, South Carolina is just 6-20 against the Tigers on their home court, but has won three of the last four meetings in Littlejohn Coliseum.

The Dawn Staley era got off to a rocky start in this series as the Gamecocks dropped the first two meetings by a combined nine points, including a 94-92 double-overtime heartbreaker in Littlejohn on Nov. 19, 2009. Since then, South Carolina has won three straight over the Tigers by an average of 18.0 points, most recently a 64-43 victory on Nov. 18, 2012, in Colonial Life Arena. Then-freshman Tiffany Mitchell tied for game-high honors with 16 points on 7-of-11 shooting in that game.

The last game between these two at Littlejohn was a 65-48 Gamecock win on Nov. 17, 2011, in which just three current Gamecocks saw action as freshmen. Tina Roy led the trio with nine points, while Aleighsa Welch added five points and six boards. Elem Ibiam snagged three of her four rebounds on the offensive end and scored four points in just eight minutes on the court.

Noting November

In its 40th season of women's basketball, South Carolina is 87-39 (.690) all-time in the month of November, including a 26-10 record (.722) in the sixth season of the Dawn Staley era. The Gamecocks hold a winning record in all three site possibilities during the month – 45-10 (.818) at home, 22-17 (.564) on the road and 20-12 (.625) at neutral sites.

Road Warriors

With comprehensive records beginning in the 1976-77 season (the third for women's basketball at South Carolina), the Gamecocks are 195-234 (.455) all-time in games played on the road, including a 26-29 mark (.473) in the Dawn Staley era. The Gamecocks have had winning road records in each of the last two seasons, combining for a 16-8 record (.667) during the stretch.

20/20 Vision

The Gamecocks have won each of their four games this season by at least 20 points for the second time in as many seasons. South Carolina opened the 2012-13 campaign with four straight 20-point wins en route to nine games with that minimum margin – a Dawn Staley era record. The Gamecocks posted eight 20-point wins in 2011-12 after just two in 2010-11, one in 2009-10 and two in Staley's first season 2008-09.

Welch Watch on Record Book

South Carolina junior forward Aleighsa Welch has proven to be one of the best offensive rebounders in Gamecock history. She is one of just four Gamecocks all-time to record multiple seasons with at least 100 offensive rebounds, including her 131 O-board mark last season, which ranks second in school history.

In just her third season, Welch already ranks among the program's top 10 in career offensive rebounds.

	Gm	ORebs
1. Marsha Williams (1990-93)	116	427
2. Annie Lester (1997-00)	110	348
3. Jocelyn Penn (1999-03)	117	345
4. Ashley Bruner (2010-13)	128	338
5. Demetress Adams (2006-09)	112	274
6. Petra Ujhelyi (2000-03)	119	255
7. Michelle Murray (1990-93)	96	254
8. Aleighsa Welch (2012-present)	70	253
Charenee Stephens (2009-12)	110	253
10. Melanie Johnson (2004-07)	89	237

percent for the first time in the Staley era with 60.9 percent accuracy in the opener against Charleston Southern (Nov. 8). The Gamecocks hit 73.9 percent from the field (17-of-23) in the second half against Seton Hall, including 8-of-9 accuracy from the frontcourt trio.

A Little Help from My Friends

The Gamecock guards have been thriving in the assist category with the effectiveness of South Carolina's post players. Four different Gamecocks have handed out five or more assists in a game, headlined by Tina Roy's career-high seven against Charleston Southern (Nov. 8). Sophomore Asia Dozier tied her career high with five in that game, and junior transfer Olivia Gaines wasted no time setting her career mark at five that night as well. Sophomore Khadijah Sessions has handed out five twice this season, setting and then matching her career high. The team's 25 assists against Charleston Southern (Nov. 8) was a Staley-era record, and the team assisted on 19 of the 26 made field goals against Seton Hall. Overall this season, the Gamecocks have recorded 78 assists on 118 made baskets (.661).

The Gift of Glass

The Gamecocks have been a solid rebounding team under head coach Dawn Staley, but it was a team effort by an undersized roster in the past. This season, South Carolina is out-rebounding its opponents by an SEC-leading 17.7

Finding the Right Octave

South Carolina has scored at least 80 points in three games so far this season after reaching the mark just four times in the first five seasons of the Dawn Staley era combined. This season's games are the first of the group to be played in Colonial Life Arena.

Under Staley, the Gamecocks are 6-1 in games in which they score 80 points with the lone loss coming in a double-overtime affair (94-92) at Clemson on Nov. 19, 2009. That is the only previous season in which the Gamecocks hit the 80-point plateau multiple times, adding an 80-68 victory at Alabama on Jan. 10, 2010.

Post Always Delivers

South Carolina has reaped the rewards of this season's new offensive strategy as post play has dominated the box score for the Gamecocks. The inside play of juniors Aleighsa Welch and Elem Ibiam and freshman Alaina Coates has yielded better field goal percentages – tops in the SEC (.498). The trio has accounted for 49.7 percent of the team's scoring (167 of 336 points) and is shooting a combined 64.8 percent from the field with Ibiam and Coates ranked among the SEC's individual top four in field goal percentage (Welch is three made baskets shy of the minimum required to be ranked).

South Carolina has scored 170 of its combined 336 points this season in the paint, including 70 of the 99 scored against Charleston Southern (Nov. 8) in the opener. As a team, South Carolina shot over 60.0



Around the SEC

	SEC Games			Overall		
	W	L	Pct.	W	L	Pct.
Kentucky	0	0	.000	4	0	1.00
South Carolina	0	0	.000	4	0	1.00
Tennessee	0	0	.000	4	0	1.00
Arkansas	0	0	.000	3	0	1.00
Georgia	0	0	.000	3	0	1.00
Mississippi St.	0	0	.000	3	0	1.00
Missouri	0	0	.000	3	0	1.00
Texas A&M	0	0	.000	3	0	1.00
Florida	0	0	.000	3	1	.750
Vanderbilt	0	0	.000	3	1	.750
Auburn	0	0	.000	2	1	.667
LSU	0	0	.000	2	1	.667
Ole Miss	0	0	.000	1	4	.200
Alabama	0	0	.000	0	3	.000

Coming Up

November 20

Hampton at LSU, 8 p.m.

November 21

Florida State at Florida, 5 p.m.

Vanderbilt at Duke, 6:30 p.m.

Lipscomb at Kentucky, 7 p.m.

Wisconsin at Alabama, 8 p.m.

Tennessee Tech at Mississippi State, 8 p.m.

SEMO at Missouri, 8 p.m.

Recent Results

November 17

#2/2 Duke def. Alabama, 92-57

Florida def. Kennesaw State, 83-62

#24/23 Georgia def. Ohio State, 53-49

#7/8 Kentucky def. Central Michigan, 96-74

Marquette def. #-/25 Vanderbilt, 82-77

Mississippi State def. New Orleans, 111-38

#16/12 Texas A&M def. Houston, 63-51

#4/3 Tennessee def. Georgia Tech, 87-76

Washington State def. Ole Miss, 79-65

November 16

Arkansas def. Furman, 74/45

Temple def. Auburn, 78-74

Hawai'i def. Ole Miss, 79-63

Rankings are listed as AP/ESPN Poll
All Times Eastern; TV Network in ()

AP Top 25

(Week of 11/18)

1. Connecticut	4-0
2. Duke	3-0
3. Tennessee	4-0
4. Louisville	4-0
5. Notre Dame	3-0
6. Stanford	3-1
7. Kentucky	4-0
8. Maryland	2-1
9. Baylor	2-0
10. Oklahoma	3-1
11. Nebraska	3-0
12. North Carolina	2-1
13. Texas A&M	3-0
14. Penn State	2-1
15. LSU	2-1
16. Colorado	2-0
17. California	2-2
18. Purdue	3-0
19. South Carolina	4-0
20. Oklahoma State	3-0
21. Michigan State	2-1
22. Iowa State	2-0
23. Georgia	3-0
24. Gonzaga	2-1
25. DePaul	2-0

ESPN/USA Today Top 25

(Week of 11/18)

1. Connecticut	4-0
2. Duke	3-0
3. Louisville	4-0
4. Tennessee	4-0
5. Stanford	3-1
6. Notre Dame	3-0
7. Kentucky	4-0
8. Maryland	2-1
9. Baylor	2-0
10. Nebraska	3-0
11. Texas A&M	3-0
12. North Carolina	2-1
13. Oklahoma	3-1
14. South Carolina	4-0
15. Penn State	2-1
16. Iowa State	2-0
17. California	2-2
18. LSU	2-1
19. Michigan State	2-1
20. Colorado	2-0
21. Georgia	3-0
22. Purdue	3-0
23. Oklahoma State	3-0
24. Dayton	2-2
25. Gonzaga	2-1

boards per game behind the strength of the trio of Alaina Coates, Elem Ibiam and Aleighsa Welch. Welch leads the SEC with 10.8 boards per game, and Coates fourth with 9.8 per game, tops among league freshmen. Ibiam rounds out the group with 7.0 per contest.

As a team, South Carolina has turned its 68 offensive rebounds into 74 second-chance points. Welch and Coates pace the group on the offensive glass with 4.5 and 4.3 per game, respectively, to each rank among the league's top 10 in the category.

2013-14 Award Watch

Alaina Coates

SEC Freshman of the Week (Nov. 11-17)

Aleighsa Welch

Preseason All-SEC First Team

Block Party!

With a pair of 6-foot-4 centers, the Gamecocks are a constant shot-blocking threat in the post and lead the SEC with 8.3 per game. Junior Elem Ibiam's 3.5 blocks per game lead the SEC as she got the season off to a solid start with five in the opener against Charleston Southern (Nov. 8), which matched her career high and the fifth-most in Colonial Life Arena history. She has blocked at least three in every game this season. Coates is among the SEC's top five as well, holding fourth place with 12.3 per game after swatting away four against Seton Hall (Nov. 17).

Preseason Predictions

South Carolina was picked to finish fifth in the SEC by the league's coaches in preseason voting. The media tabbed the Gamecocks at seventh in their voting. In each of the last four seasons, South Carolina has out-performed the predictions of both groups.

Season	Media	Coaches	Actual
2009-10	10	6	T-7
2010-11	7	7	T-5
2011-12	8	7	T-4
2012-13	7	6	T-4

Home Grown, Nationally Known

Since her arrival for the 2008-09 season, South Carolina head coach Dawn Staley has been working to protect her new home state's best prospects while fielding a team that competes at a national level. Her efforts are paying dividends as this season's roster features seven Gamecocks who played high school basketball in the state of South Carolina. Beginning with Aleighsa Welch, the first South Carolina player to sign a National Letter of Intent for Staley, the Palmetto State has sent its players of the year to Columbia as Welch (2011), Asia Dozier (2012) and Alaina Coates (2013) have each earned the title during their high school careers.

Guess Who's Back

The Gamecocks return six letterwinners from last season's 25-win team, including starters Aleighsa Welch and Tiffany Mitchell. The other four returners each played in at least 29 of last season's 33 games with two of those – Elem Ibiam and Khadijah Sessions – averaging at least 15 minutes.

Eager to bolster the efforts of the veterans is redshirt sophomore Tina Roy. Fully recovered from her offseason knee surgery, the guard looks to improve on her 4.4 points per game as a freshman. She proved she is capable of delivering more offense toward the end of that season, averaging 8.7 points during the Gamecocks' three-game run to the SEC Tournament semifinals.

Fresh Look

South Carolina head coach Dawn Staley added four newcomers to this season's roster and will welcome the return of redshirt freshman Tiffany Davis, whose initial campaign was limited to three games by a knee injury.

Local product Alaina Coates (Irmo, S.C.) headlines this season's crop of newcomers as the McDonald's and *Parade* All-American makes the site of her two high school state championships her college home court. Junior transfer Olivia Gaines was named the Junior/Community College Player of the Year by the WBCA last season after leading Louisburg College to the NJCAA Division II National Championship. Walk-ons India Farmer and LeAnna Morrison will battle for court time as well.

Be the Change

South Carolina head coach Dawn Staley has provided an extra challenge for her program with the "Be the Change" theme for this season. Reflecting on her career as she prepared for enshrinement into the Naismith Memorial Basketball Hall of Fame and traveling in Africa this summer, she discovered she wanted her team to embrace the importance of focusing on others. In Africa especially, she noted the significant impact even small acts can have on the world around her.

To that end, Staley has challenged her program and everyone who supports it to commit 50,000 random acts of kindness this season. The program has set up Twitter (@SC_WBB_RAoK) and Facebook (SC Women's Basketball Random Acts of Kindness) accounts to help keep track of everyone's contributions. Fans are encouraged to submit their acts to those accounts.

Future Faces of the Gamecocks

South Carolina head coach Dawn Staley is the process of reeling in what would be one of the most significant recruiting classes in program history. The class currently includes three future Gamecocks, including the No. 7 and No. 32 rated players, according to ESPN.

Doniyah Cliney (6-0/Guard/Newark, N.J./Malcolm X Shabazz) – Rated as high as No. 13 guard in Class of 2014 by ProspectNation.com ... Helped high school team to 33-1 record and the Group 2 State Championship as a junior ... Averaged 10.3 points and 1.3 assists last season ... Named honorable mention all-state ... Solid defender.

Kaydra Duckett (5-10/Guard/Columbia, S.C./Dreher) – Ranked No. 32 overall and No. 6 guard in Class of 2014 by ESPN ... Earned five-star status from ESPN ... Named all-state the last two seasons ... Named MVP at 2012 state tournament (sophomore) after guiding team to 3A state title ... Averaged 17.5 points, 2.3 assists and 3.4 steals as a junior.

Jatarie White (6-4/Post/Columbia, S.C./Dreher) – Ranked No. 7 overall and No. 1 post in Class of 2014 by ESPN ... Earned five-star status from ESPN ... Tabbed preseason All-America by The Sporting News this season ... Named Gatorade North Carolina Player of the Year in 2013 and is a three-time all-state selection ... Part of the last three of Providence Day's four straight state championships ... Averaged 19 points, 11 rebounds, three blocks and two steals as a junior ... Helped USA Basketball bring home the gold medal at the 2011 FIBA Americas U16 Championships, averaging 9.8 points and 6.8 rebounds at the event ... Is a former high school teammate of current Gamecock Tiffany Mitchell.

Miscellaneous Stats

Double-Doubles	2013-14	Career	Record
Aleighsa Welch	2	12	11-1
Alaina Coates	2	2	2-0
Tiffany Mitchell	0	2	2-0
Elem Ibiam	0	1	0-1

20+ Points	2013-14	Career	Record
Alaina Coates	1	1	1-0
Tiffany Mitchell	0	1	1-0
Aleighsa Welch	0	1	1-0

10+ Points	2013-14	Career	Record
Aleighsa Welch	4	35	29-6
Tiffany Mitchell	4	18	16-2
Elem Ibiam	4	11	9-2
Alaina Coates	4	4	4-0
Khadijah Sessions	2	8	7-1
Asia Dozier	1	3	2-1
Tina Roy	0	5	4-1
Wilka Montout	0	2	2-0

10+ Rebounds	2013-14	Career	Record
Aleighsa Welch	2	15	14-1
Alaina Coates	2	2	2-0
Tiffany Mitchell	0	5	4-1
Elem Ibiam	0	2	1-1
Asia Dozier	0	1	1-0

5+ Assists	2013-14	Career	Record
Khadijah Sessions	2	2	2-0
Asia Dozier	1	2	2-0
Olivia Gaines	1	1	1-0
Tina Roy	1	1	1-0

5+ Steals	2013-14	Career	Record
Tiffany Mitchell	1	2	2-0
Tiffany Davis	0	1	1-0

5+ Blocks	2013-14	Career	Record
Elem Ibiam	1	3	3-0

Games Led Team In...

(Tied for team lead in each category included)

Scoring	2013-14	Career	Record
Aleighsa Welch	1	16	10-6
Elem Ibiam	1	3	2-1
Alaina Coates	1	1	1-0
Asia Dozier	1	1	1-0
Tiffany Mitchell	0	7	6-1
Khadijah Sessions	0	3	2-1
Tina Roy	0	2	2-0

Rebounding	2013-14	Career	Record
Aleighsa Welch	4	30	26-4
Alaina Coates	2	2	2-0
Elem Ibiam	1	6	6-0
Tiffany Mitchell	0	6	5-1

Assists	2013-14	Career	Record
Khadijah Sessions	3	6	5-1
Tina Roy	1	2	2-0
Aleighsa Welch	0	4	2-2
Tiffany Mitchell	0	2	2-0
Asia Dozier	0	1	1-0

Intro Video Vibe

South Carolina's intro video features voices familiar to the Gamecock faithful as redshirt sophomore Tina Roy and sophomore Khadijah Sessions collaborated for the second-straight year on the song that sets up the Gamecocks' starting lineup. It is the third season that Roy has written a song that reflects the team, the program and its goals. After the first year's song was more just for the team, South Carolina head coach Dawn Staley encouraged Roy to create one to share center stage at home games in 2012-13, which she did with support and "beats" from her first-year teammate Sessions. It was such a hit with fans and spark for the team that the duo did it again this season.

Drive for 5

The Gamecocks launched their "Drive for 5" women's basketball ticket campaign this season. Inspired by head coach Dawn Staley's jersey number during her Naismith Hall of Fame playing career, the campaign looks to bring at least 5,000 fans to every Gamecock women's basketball game. At the end of October, the Gamecocks were well on their way, surpassing 3,000 season tickets issued for the season for the first time in the Staley era.

Watching the Gamecocks

South Carolina will play a total of 13 regular-season games on television in 2013-14. Four non-conference home games – College of Charleston (Nov. 14), NC Central (Dec. 2), SC State (Dec. 22) and Savannah State (Dec. 29) – will air on Fox Sports South and Fox Sports Carolinas in addition to the Gamecocks' game at Southern Cal airing on the Pac-12 Networks and their outing at Kentucky showing on Fox Sports South. The SEC package includes four national and three regional broadcasts during league play. The Gamecocks will play twice on ESPN2 – at Vanderbilt (Jan. 26) and at LSU (Feb. 16) – and twice on ESPNU – vs. Vanderbilt (Jan. 5) and at Tennessee (Mar. 2). Other televised games are at Auburn (Jan. 12, SportSouth), vs. Arkansas (Feb. 9, SECTV) and vs. Florida (Feb. 23, SportSouth).

Scoring Differentials

Largest lead in a win..... by 70 (99-29), 2nd-0:49 vs. Charleston Southern, 11/8/13
Largest deficit overcome to win..... by 9 (0-9), 1st-17:33 vs. College of Charleston, 11/14/13
Largest lead given up in a loss.....
Largest deficit in a loss.....

Team Specialty Stats

South Carolina/Opponent

	Pts. in Paint	Pts. Off TOs	2nd Chance Pts	Fast Break Pts
11/8 CSU	70/6	40/5	23/6	32/4
11/10 LA Tech	38/18	13/12	19/8	20/8
11/14 CofC	28/18	8/9	23/10	6/5
11/17 SHU	34/30	11/8	9/10	20/6
11/20 at Clemson				
11/23 at SDSU				
11/25 at USC				
12/2 NC Central				
12/8 at Char.				
12/18 vs. UNC				
12/20 Winthrop				
12/22 SC St.				
12/28 Sav. St.				
1/2 at Arkansas				
1/5 Vandy				
1/9 Kentucky				
1/12 at Auburn				
1/16 at TAMU				
1/19 Alabama				
1/26 at Vandy				
1/30 Ole Miss				
2/2 Mizzou				
2/6 at Miss. St.				
2/9 Arkansas				
2/16 at LSU				
2/20 at Kentucky				
2/23 Florida				
2/28 Georgia				
3/2 at Tenn.				

Starters vs. Bench Points

	SC Starters	Opp. Starters	SC Bench	Opp. Bench
11/8 CSU	58	19	41	10
11/10 LA Tech	47	29	21	16
11/14 CofC	53	26	28	28
11/17 SHU	71	52	17	15
11/20 at Clemson				
11/23 at SDSU				
11/25 at USC				
12/2 NC Central				
12/8 at Char.				
12/18 vs. UNC				
12/20 Winthrop				
12/22 SC St.				
12/28 Sav. St.				
1/2 at Arkansas				
1/5 Vandy				
1/9 Kentucky				
1/12 at Auburn				
1/16 at TAMU				
1/19 Alabama				
1/26 at Vandy				
1/30 Ole Miss				
2/2 Mizzou				
2/6 at Miss. St.				
2/9 Arkansas				
2/16 at LSU				
2/20 at Kentucky				
2/23 Florida				
2/28 Georgia				
3/2 at Tenn.				

Career Highs

Alaina Coates

Points20 vs. Charleston Southern, 11/8/13
FG9 vs. Charleston Southern, 11/8/13
FGA14 vs. Charleston Southern, 11/8/13
FG %800 (4-5) vs. Seton Hall, 11/17/13
FT5 vs. College of Charleston, 11/14/13
FTA9 vs. College of Charleston, 11/14/13
FT % 1.00 (2-2) vs. Charleston Southern, 11/8/13
Rebounds14 vs. College of Charleston, 11/14/13
Off Rebs ... 5, 2x, last vs. Coll. of Charleston, 11/14/13
Def Rebs9 vs. College of Charleston, 11/14/13
Blocks4 vs. Seton Hall, 11/17/13
Steals1, 2x, last vs. Seton Hall, 11/17/13
Assists1, 2x, last vs. Seton Hall, 11/17/13
Minutes19, 2x, last vs. Seton Hall, 11/17/13

Tiffany Davis

Points7 vs. College of Charleston, 11/14/13
FG 2, 3x, last vs. College of Charleston, 11/14/13
FGA 4, 3x, last vs. College of Charleston, 11/14/13
FG %667 (2-3) vs. Charleston Southern, 11/8/13
3FG 1, 3x, last vs. College of Charleston, 11/14/13
3FGA4 vs. LA Tech, 11/10/13
FT 2, 2x, last vs. College of Charleston, 11/14/13
FTA3 vs. Charleston Southern, 11/8/13
FT %1.000 (2-2), 2x, last vs. C. of Charl., 11/14/13
Rebounds3 vs. Elon, 11/9/12
Off Rebounds1, 3x, last vs. LA Tech, 11/10/13
Def Rebounds2 vs. Elon, 11/9/12
Steals5 vs. Elon, 11/9/12
Assists ... 3, 2x, last vs. College of Charleston, 11/14/13
Minutes20 vs. Elon, 11/9/12

Asia Dozier

Points16 vs. College of Charleston, 11/14/13
FG6 vs. College of Charleston, 11/14/13
FGA12 vs. College of Charleston, 11/14/13
FG % 1.000 (4-4) at Kentucky, 2/14/13
3FG4 vs. College of Charleston, 11/14/13
3FGA9, 2x, last vs. SC State, 12/21/12
3FG %1.000 (2-2) at Kentucky, 2/14/13
FT4 vs. Elon, 11/9/12
FTA7 vs. Elon, 11/9/12
FT % ...1.000 (2-2), 3x, last vs. Chas. Southern, 11/8/13
Rebounds10 vs. Elon, 11/9/12
Off Rebounds4 vs. Elon, 11/9/12
Def Rebounds6 vs. Elon, 11/9/12
Blocks1, 5x, last vs. Charleston Southern, 11/8/13
Steals2, 3x, last vs. Seton Hall, 11/17/13
Assists5, 2x, last vs. Charleston Southern, 11/8/13
Minutes27 vs. Seton Hall, 11/17/13

India Farmer

Minutes6 vs. Charleston Southern, 11/8/13

Olivia Gaines

Points4 vs. Charleston Southern, 11/8/13
FG2 vs. Charleston Southern, 11/8/13
FGA3 vs. Charleston Southern, 11/8/13
FG %667 (2-3) vs. Chas. Southern, 11/8/13
FT2 vs. College of Charleston, 11/14/13
FTA2 vs. College of Charleston, 11/14/13
FT % 1.00 (2-2) vs. College of Charleston, 11/14/13
Rebounds4, 2x, last vs. LA Tech, 11/10/13
Off Rebs3 vs. LA Tech, 11/10/13
Def Rebs2 vs. Charleston Southern, 11/8/13
Blocks1, 2x, last vs. LA Tech, 11/10/13
Steals3 vs. Charleston Southern, 11/8/13
Assists5 vs. Charleston Southern, 11/8/13
Minutes17 vs. Charleston Southern, 11/8/13

Elem Ibiam

Points19 vs. Alabama, 3/7/13
FG8 vs. Alabama, 3/7/13
FGA12 vs. Alabama, 3/7/13
FG % 1.00 (7-7) vs. Charleston Southern, 11/8/13
FT8 vs. Seton Hall, 11/17/13
FTA10 vs. LA Tech, 11/10/13
FT %1.00 (2-2), 2x, last, vs. E. Mich., 3/17/12
Rebounds11 vs. Elon, 11/9/12
Off Rebounds6 vs. Elon, 11/9/12
Def Rebounds7, 2x, last vs. Seton Hall, 11/17/13
Blocks5, 3x, last vs. Charleston Southern, 11/8/13
Steals2, 3x, last vs. Charleston Southern, 11/8/13
Assists3 vs. South Dakota State, 3/23/13
Minutes29, 2x, last vs. Seton Hall, 11/17/13

Tiffany Mitchell

Points21 vs. South Carolina State, 12/21/12
FG8 vs. Furman, 12/9/12
FGA17 vs. Tennessee, 1/3/13
FG %833 (5-6) vs. Western Carolina, 12/29/12
3FG2, 7x, last vs. Seton Hall, 11/17/13
3FGA4, 2x, last vs. Charleston Southern, 11/8/13
3FG %1.000 (2-2), 3x, last vs. WCU, 12/29/12
FT9 vs. South Carolina State, 12/21/12
FTA13 vs. South Carolina State, 12/21/12
FT %1.000 (4-4) at Missouri, 2/28/13
Rebounds11, 4x, last at Florida, 1/20/13
Off Rebounds6 at Florida, 1/20/13
Def Rebounds8, 2x, last at Seton Hall, 12/2/12
Steals5, 2x, last vs. Charleston Southern, 11/8/13
Assists4, 2x, last vs. Seton Hall, 11/17/13
Minutes36, 3x, last vs. Seton Hall, 11/17/13

Wilka Montout

Points12 vs. Louisiana Tech, 11/12/12
FG4, 3x, last vs. Furman, 12/9/12
FGA13 vs. Savannah State, 11/15/12
FG %667 (2-3) at Missouri, 2/28/13
3FG1, 6x, last vs. Charleston Southern, 11/8/13
3FGA3, 3x, last at Alabama, 2/7/13
3FG %500 (1-2) at Louisiana Tech, 11/12/12
FT3 at Louisiana Tech, 11/12/12
FTA5 vs. Charleston Southern, 11/8/13
FT % 1.00 (2-2), 4x, last at Mississippi St., 1/6/13
Rebounds8 vs. College of Charleston, 11/14/13
Off Rebounds5, 2x, last vs. C. of Charleston, 11/14/13
Def Rebounds3, 3x, last vs. C. of Charleston, 11/14/13
Blocks2, 2x, last vs. Charleston Southern, 11/8/13
Steals1, 4x, last vs. Charleston Southern, 11/8/13
Assists2, 2x, last vs. Vanderbilt, 1/10/13
Minutes24 vs. Savannah State, 11/15/12

LeAnna Morrison

Points2 vs. Seton Hall, 11/17/13
FGA3 vs. College of Charleston, 11/14/13
3FGA2 vs. College of Charleston, 11/14/13
FT2 vs. Seton Hall, 11/17/13
FTA2 vs. Seton Hall, 11/17/13
FT %1.00 (2-2) vs. Seton Hall, 11/17/13
Rebounds . 1, 2x, last vs. Coll. of Charleston, 11/14/13
Off Rebs1 vs. College of Charleston, 11/14/13
Def Rebs1 vs. Charleston Southern, 11/8/13
Steals1 vs. Seton Hall, 11/17/13
Assists ... 1, 2x, last vs. College of Charleston, 11/14/13
Minutes7 vs. Charleston Southern, 11/8/13

Tina Roy

Points15 vs. Presbyterian, 11/27/11
FG5, 2x, last, vs. SC State, 12/14/11
FGA12 vs. Georgia, 3/2/12
FG %667 (2-3) at Florida, 1/8/12
3FG5 vs. Presbyterian, 11/27/11
3FGA ... 9, 2x, last vs. College of Charleston, 11/14/13
3FG %600 (3-5) vs. Florida, 2/12/12
FT3 vs. College of Charleston, 11/23/11
FTA4, 2x, last, vs. Coll. of Charleston, 11/23/11
FT %1.000 (2-2), 2x, last vs. Seton Hall, 11/17/13
Rebounds5 at LSU, 1/12/12
Off Rebounds3 at LSU, 1/12/12
Def Rebounds4 vs. Presbyterian, 11/27/11
Assists7 vs. Charleston Southern, 11/8/13
Steals2 vs. Presbyterian, 11/27/11
Minutes22, 4x, last, vs. Chas. Southern, 11/8/13

Khadijah Sessions

Points19 vs. Auburn, 2/3/13
FG6, 2x, last, vs. Seton Hall, 11/17/13
FGA15 at Missouri, 2/28/13
FG %800 (4-5) vs. Alabama, 3/7/13
3FG3 at Florida, 1/20/13
3FGA6, 2x, last at Missouri, 2/28/13
3FG %500 (3-6) at Florida, 1/20/13
FT8 vs. Auburn, 2/3/13
FTA10 at Florida, 1/20/13
FT % 1.000 (4-4), 2x, last vs. Miss. St., 2/24/13
Rebounds5 at Florida, 1/20/13
Off Rebounds3 at Missouri, 2/28/13
Def Rebounds3, 2x, last vs. Seton Hall, 11/17/13
Assists5, 2x, last vs. Seton Hall, 11/17/13
Steals4 vs. Mississippi State, 2/24/13
Minutes35 at Missouri, 2/28/13

Aleighsa Welch

Points20 vs. Mississippi State, 2/24/13
FG8 at Georgia, 1/13/13
FGA14 vs. Kansas, 3/25/13
FG % 1.000 (4-4), 2x, last at Ole Miss, 2/17/13
FT10 at Xavier, 11/30/11
FTA15 at Xavier, 11/30/11
FT %1.000 (4-4) at Seton hall, 12/2/12
Rebounds17 vs. College of Charleston, 11/14/13
Off Rebounds8, 5x, last vs. Kansas, 3/25/13
Def Rebounds . 10 vs. College of Charleston, 11/14/13
Steals3, 3x, last vs. Florida, 3/3/13
Assists4, 2x, last vs. Seton Hall, 11/17/13
Blocks4 at NC State, 12/4/11
Minutes42 vs. Drexel, 11/28/12

South Carolina's Record When...

	SEC Only	All
Record.....	0-0	4-0
Playing a ranked opponent.....	0-0	0-0
Playing at home	0-0	4-0
Playing on the road	0-0	0-0
Playing at neutral site	0-0	0-0
Leading at half	0-0	4-0
Trailing at half	0-0	0-0
Tied at half	0-0	0-0
Playing an overtime game	0-0	0-0
0 players score in double-figures	0-0	0-0
1 player scores in double-figures	0-0	0-0
2 players score in double-figures	0-0	0-0
3 players score in double-figures	0-0	0-0
4 players score in double-figures	0-0	1-0
5 players score in double-figures	0-0	3-0
Starters out-score opponent's starters	0-0	4-0
Opponent's starters score equal/more	0-0	0-0
Bench out-scores opponent's bench	0-0	3-0
Opponent's bench scores equal/more.....	0-0	1-0
Shooting 50% or better	0-0	2-0
Shooting between 40-49%	0-0	1-0
Shooting between 30-39%	0-0	1-0
Shooting less than 30%	0-0	0-0
Opponent shoots 50% or better.....	0-0	0-0
Opponent shoots between 40-49%	0-0	0-0
Opponent shoots between 30-39%	0-0	3-0
Opponent shoots less than 30%	0-0	1-0
Shooting better than opponent.....	0-0	4-0
Shooting worse than/equal to opponent	0-0	0-0
Having more FTs made than opponent	0-0	4-0
Having equal/less FTs made than opponent	0-0	0-0
Out-rebounding opponent.....	0-0	4-0
Having equal/less rebounds than opponent	0-0	0-0
Having more TOs than opponent	0-0	2-0
Having equal or less TOs than opponent.....	0-0	2-0
Attempting more FT than 3FG.....	0-0	4-0
Attempting equal/less FT than 3FG	0-0	0-0
Making 5 or more 3FGs.....	0-0	2-0
Making less than 5 3FGs.....	0-0	2-0
Making no 3 FGs.....	0-0	0-0
Attempting 15 or more 3FGs.....	0-0	2-0
Attempting less than 15 3FGs	0-0	2-0

	Postseason	SEC Only	All
No South Carolina players foul out	0-0	0-0	3-0
One or more SC players foul out.....	0-0	0-0	1-0
Having 10 or more assists.....	0-0	0-0	4-0
Having less than 10 assists.....	0-0	0-0	0-0
Scoring more pts. in paint than opponent	0-0	0-0	4-0
Scoring equal/less pts. in paint than opp.	0-0	0-0	0-0
Scoring more pts. off TOs than opponent	0-0	0-0	3-0
Scoring equal/less pts. off TOs than opp.	0-0	0-0	1-0
Scoring more 2nd-chance pts.	0-0	0-0	3-0
Scoring equal/less 2nd-chance pts.....	0-0	0-0	1-0
Scoring more fast break pts.....	0-0	0-0	4-0
Scoring equal/less fast break pts.....	0-0	0-0	0-0
Wearing white uniforms	0-0	0-0	4-0
Wearing black uniforms	0-0	0-0	0-0
Wearing garnet uniforms.....	0-0	0-0	0-0
Playing in tournaments/classics	0-0	0-0	0-0
Playing on live television	0-0	0-0	1-0
Playing in November.....	0-0	0-0	4-0
Playing in December	0-0	0-0	0-0
Playing in January	0-0	0-0	0-0
Playing in February	0-0	0-0	0-0
Playing in March.....	0-0	0-0	0-0
Playing during the day.....	0-0	0-0	2-0
Playing at night	0-0	0-0	2-0
Playing on Sunday.....	0-0	0-0	2-0
Playing on Monday.....	0-0	0-0	0-0
Playing on Tuesday.....	0-0	0-0	0-0
Playing on Wednesday.....	0-0	0-0	0-0
Playing on Thursday.....	0-0	0-0	1-0
Playing on Friday	0-0	0-0	1-0
Playing on Saturday.....	0-0	0-0	0-0
Margin is 5 pts. or less.....	0-0	0-0	0-0
Margin is between 6-10.....	0-0	0-0	0-0
Margin is between 11-20.....	0-0	0-0	0-0
Margin is more than 20.....	0-0	0-0	4-0
Having a 20-pt. scorer.....	0-0	0-0	1-0
Having a 30-pt. scorer.....	0-0	0-0	0-0
Scoring 49 points or less.....	0-0	0-0	0-0
Scoring 50-59 points	0-0	0-0	0-0
Scoring 60-69 points	0-0	0-0	1-0
Scoring 70-79 points	0-0	0-0	0-0
Scoring 80-89 points	0-0	0-0	2-0
Scoring 90-99 points	0-0	0-0	1-0

2013-14 Team High / Low

South Carolina	Game Highs		Game Lows	
POINTS	99	Charleston Southern, 11/8/13	68	Louisiana Tech, 11/10/13
FIELD GOALS MADE	39	Charleston Southern, 11/8/13	25	College of Charleston, 11/14/13
FIELD GOAL ATTEMPTS	66	College of Charleston, 11/14/13	62	Louisiana Tech, 11/10/13
FIELD GOAL PERCENTAGE	.609 (39-64)	Charleston Southern, 11/8/13	.379 (25-66)	College of Charleston, 11/14/13
3 PT FIELD GOALS MADE	9	College of Charleston, 11/14/13	3	Charleston Southern, 11/8/13
3 PT FG ATTEMPTS	28	College of Charleston, 11/14/13	6	Charleston Southern, 11/8/13
3 PT FG PERCENTAGE	.500 (6-12)	Seton Hall, 11/17/13	.222 (4-18)	Louisiana Tech, 11/10/13
	.500 (3-6)	Charleston Southern, 11/8/13		
FREE THROWS MADE	30	Seton Hall, 11/17/13	8	Louisiana Tech, 11/10/13
FREE THROW ATTEMPTS	44	Seton Hall, 11/17/13	22	Louisiana Tech, 11/10/13
FREE THROW PERCENTAGE	.682 (30-44)	Seton Hall, 11/17/13	.364 (8-22)	Louisiana Tech, 11/10/13
REBOUNDS	62	College of Charleston, 11/14/13	46	Charleston Southern, 11/8/13
ASSISTS	25	Charleston Southern, 11/8/13	16	College of Charleston, 11/14/13
STEALS	17	Charleston Southern, 11/8/13	5	College of Charleston, 11/14/13
BLOCKED SHOTS	12	Charleston Southern, 11/8/13	4	Louisiana Tech, 11/10/13
TURNOVERS	13	Louisiana Tech, 11/10/13	10	Charleston Southern, 11/8/13
FOULS	16	Seton Hall, 11/17/13	9	Charleston Southern, 11/8/13

Opponent	Game Highs		Game Lows	
POINTS	67	Seton Hall, 11/17/13	29	Charleston Southern, 11/8/13
FIELD GOALS MADE	26	Seton Hall, 11/17/13	10	Charleston Southern, 11/8/13
FIELD GOAL ATTEMPTS	68	College of Charleston, 11/14/13	50	Louisiana Tech, 11/10/13
FIELD GOAL PERCENTAGE	.38.8 (26-67)	Seton Hall, 11/17/13	.185 (10-54)	Charleston Southern, 11/8/13
3 PT FIELD GOALS MADE	6	Seton Hall, 11/17/13	3	College of Charleston, 11/14/13
3 PT FG ATTEMPTS	23	Charleston Southern, 11/8/13	7	Louisiana Tech, 11/10/13
3 PT FG PERCENTAGE	.571 (4-7)	Louisiana Tech, 11/10/13	.174 (4-23)	Charleston Southern, 11/8/13
FREE THROWS MADE	9	Seton Hall, 11/17/13	5	Louisiana Tech, 11/10/13
		College of Charleston, 11/14/13		Charleston Southern, 11/8/13
FREE THROW ATTEMPTS	18	Seton Hall, 11/17/13	6	Charleston Southern, 11/8/13
		College of Charleston, 11/14/13		
FREE THROW PERCENTAGE	.833 (5-6)	Charleston Southern, 11/8/13	.357 (5-14)	Louisiana Tech, 11/10/13
REBOUNDS	38	College of Charleston, 11/14/13	25	Charleston Southern, 11/8/13
ASSISTS	12	College of Charleston, 11/14/13	4	Seton Hall, 11/17/13
STEALS	7	Louisiana Tech, 11/10/13	5	Seton Hall, 11/17/13
				College of Charleston, 11/14/13
				Charleston Southern, 11/8/13
BLOCKED SHOTS	5	Charleston Southern, 11/8/13	2	Seton Hall, 11/17/13
				College of Charleston, 11/14/13
				Louisiana Tech, 11/10/13
TURNOVERS	25	Charleston Southern, 11/8/13	8	Seton Hall, 11/17/13
FOULS	28	Seton Hall, 11/17/13	19	Charleston Southern, 11/8/13

The Last Time ...

Individual

Scored 50 Points

South Carolina 51, Jocelyn Penn vs. Stetson, 1/4/03
Opponent Never

Scored 40 Points

South Carolina 51, Jocelyn Penn vs. Stetson, 1/4/03
Opponent 46, Cornelia Gayden, LSU, 1/14/95

Scored 30 Points

South Carolina 30, Ieasia Walker vs. Clemson, 11/18/10
Opponent 32, LaQueta Ferguson, Florida International, 11/25/07

Grabbed 20 Rebounds

South Carolina 25, Kelsey Bone vs. Boston University, 12/28/09
Opponent 24, Courtney Paris, Oklahoma, 12/30/07

Grabbed 15 Rebounds

South Carolina 17, Aleighsa Welch vs. College of Charleston, 11/14/13
Opponent 15, Kelsey Bone, Texas A&M, 2/10/13

Two Players with 20 or More Points

South Carolina La'Keisha Sutton 21/Markeshia Grant 20 vs. North Carolina, 12/18/11
Opponent Monica Engelmann 27/Angel Goodrich 20, Kansas, 3/25/13

Two Players with 10 or More Rebounds

South Carolina Aleighsa Welch 17/Alaina Coates 14 vs. College of Charleston, 11/14/13
Opponent Quistelle Williams 10/Berna Calli 10, Arkansas, 1/27/13

Had 10 Assists

South Carolina 10, Samone Kennedy at Florida, 2/24/08
Opponent 11, Marneshia Richard, Mississippi State, 1/21/07

Had Five Steals

South Carolina 5, Tiffany Mitchell vs. Charleston Southern, 11/8/13
Opponent 5, Sam Ramirez, Appalachian State, 3/16/11

Had Five Blocked Shots

South Carolina 5, Elem Ibiam vs. Charleston Southern, 11/8/13
Opponent 7, Isabelle Harrison, Tennessee, 1/3/13

Had a Double-Double

South Carolina Aleighsa Welch (12 pts/17 rebs)/Alaina Coates (11 pts/14 rebs) vs. College of Charleston, 11/14/13
Opponent Bri Kulas (26 pts/12 rebs), Missouri, 2/28/13

Two Players had a Double-Double

South Carolina Aleighsa Welch (12 pts/17 rebs)/Alaina Coates (11 pts/14 rebs) vs. College of Charleston, 11/14/13
Opponent Chiney Ogwumike (11 pts/10 rebs)/Nnemkadi Ogwumike (39 pts/10 rebs), Stanford, 3/24/12

Had a Triple-Double

South Carolina Iva Sliskovic (18 pts, 15 rebs, 10 assts) vs. High Point, 12/20/06
Opponent Never

Team

Scored 100 Points

South Carolina 102 vs. North Carolina A&T, 3/21/08
Opponent 103, Clemson, 11/21/03

Won by 30 or More Points

South Carolina 99-29 (70) vs. Charleston Southern, 11/8/13
Opponent 66-34 (32), Georgia, 3/4/11

Shot 65% or Better from the Field

South Carolina .652 (45-69) vs. East Tennessee State, 12/19/00
Opponent Never

Shot 60% or Better from the Field

South Carolina .609 (39-64) vs. Charleston Southern, 11/8/13
Opponent .604 (29-48), Vanderbilt, 1/18/01

Shot 50% or Better from the Field

South Carolina .578 (26-45) vs. Seton Hall, 11/17/13
Opponent .535 (23-43), Missouri, 2/28/13

No Players in Double-Figure Points

South Carolina at Auburn, 1/19/12
Opponent Charleston Southern, 11/8/13

Five Players in Double-Figure Points

South Carolina vs. Seton Hall, 11/17/13
Opponent Arkansas, 2/14/10

Faced AP Top-25 Opponent

Win 55-50 vs. No. 5 Kentucky, 1/24/13
Loss 52-61 vs. No. 19 Texas A&M, 3/8/13

Faced AP Top-10 Opponent

Win 55-50 vs. No. 5 Kentucky, 1/24/13
Loss 78-74 at No. 7 Kentucky, 2/14/13

Faced AP Top-5 Opponent

Win 55-50 vs. No. 5 Kentucky, 1/24/13
Loss 49-53 vs. No. 1 Stanford, 12/19/12

Faced AP No. 1 Team

Win Never
Loss 49-53 vs. No. 1 Stanford, 12/19/12

Overtime Game

Win 58-55 vs. Drexel, 11/28/12
Loss 60-74 vs. Vanderbilt, 2/27/11

Double-Overtime Game

Win 92-91 at Florida State, 2/4/91
Loss 92-94 at Clemson, 11/19/09

South Carolina Was Ranked (AP Poll)

AP No. 1 Never
AP Top 10 No. 10, 2/18/02
AP Top 25 No. 19, 11/18/13

Staley Era Team Records

Italics indicates set in 2013-14

Scoring

Most	Points
1. vs. <i>Charleston Southern</i> , 11/8/13	99
2. at Clemson, 11/19/09	92
3. vs. <i>Seton Hall</i> , 11/17/13	88
4. vs. North Carolina, 12/20/09	85
5. at Louisiana Tech, 11/12/12	82

Fewest	Points
1. at Stanford, 11/26/10	32
2. vs. Georgia, 3/4/11	34
3. vs. Mississippi State, 3/5/09	39
4. at Georgia, 1/13/13	40
5. at Mississippi State, 2/26/09	41

Fewest Allowed	Points
1. vs. South Carolina State, 12/14/11	21
2. vs. Presbyterian, 11/27/11	24
3. vs. <i>Charleston Southern</i> , 11/8/13	29
4. vs. Furman, 12/11/11	33
vs. Savannah State, 12/5/10	33

Most Allowed	Points
1. at Clemson, 11/19/09	94
2. vs. North Carolina, 12/20/09	93
3. vs. Xavier, 11/12/10	84
4. at Tennessee, 2/17/11	82
at Florida, 2/22/09	82

Margin of Outcome

Victory	Score	Margin
1. vs. <i>Charleston Southern</i> , 11/8/13	99-29	+70
2. vs. South Carolina State, 12/14/11	66-21	+45
3. vs. Furman, 12/11/11	72-33	+39
4. vs. Furman, 12/9/12	69-35	+34
5. vs. Elon, 11/9/12	77-44	+33

Defeat	Score	Margin
1. at Stanford, 11/26/10	32-70	-38
2. vs. Georgia, 3/4/11	34-66	-32
3. vs. Stanford, 12/19/08	47-78	-31
4. at Penn State, 11/21/10	48-78	-30
5. vs. Connecticut, 12/28/08	48-77	-29

Field Goals

Made	FGM
1. vs. <i>Charleston Southern</i> , 11/8/13	39
2. vs. North Carolina, 12/20/09	34
at Clemson, 11/19/09	34
4. vs. North Carolina, 12/18/11	33
5. vs. Eastern Michigan, 3/17/12	32

Attempts	FGA
1. vs. Penn State, 11/20/11	76
2. at Clemson, 11/19/09	74
3. vs. Tennessee, 1/20/11	73
4. vs. Kansas, 3/25/13	72
5. vs. NC State, 12/13/09	71

Highest Percentage (Min. 40 FGA)	FGM-A	Pct
1. vs. <i>Charleston Southern</i> , 11/8/13	39-64	.609
2. at Alabama, 1/10/10	31-52	.596
3. vs. <i>Seton Hall</i> , 11/17/13	26-45	.578
4. at Kentucky, 2/14/13	28-50	.560
5. at Alabama, 2/19/12	25-45	.556

Lowest Percentage (Min. 40 FGA)	FGM-A	Pct
1. at Stanford, 11/26/10	12-55	.218
2. vs. Georgia, 3/4/11	12-52	.231
3. at Florida, 1/20/13	15-64	.234
4. at Kentucky, 2/5/09	13-55	.236
5. at Georgia, 1/2/11	13-54	.241

Lowest Percentage Allowed	FGM-A	Pct
1. vs. South Carolina State, 12/14/11	6-48	.125
2. vs. <i>Charleston Southern</i> , 11/8/13	10-54	.185
3. vs. Hampton, 11/22/12	11-57	.193
4. vs. Furman, 12/9/12	11-46	.239
vs. Clemson, 11/18/12	11-46	.239

Highest Percentage Allowed	FGM-A	Pct
1. vs. Connecticut, 12/28/08	35-62	.565
vs. Florida, 1/9/11	26-46	.565
3. vs. Xavier, 11/12/10	34-61	.557
4. at Kentucky, 1/13/11	30-55	.545
5. vs. Vanderbilt, 2/27/11	27-50	.540

3-Point Field Goals

Made	3FGM
1. vs. <i>College of Charleston</i> , 11/14/13	9
vs. Savannah State, 11/15/12	9
at Arkansas, 2/6/11	9
at Ole Miss, 1/16/11	9
vs. North Carolina, 12/18/11	9
vs. Ole Miss, 1/26/12	9

Attempts	3FGA
1. vs. Penn State, 11/20/11	29
2. vs. <i>College of Charleston</i> , 11/14/13	28
vs. North Carolina, 12/19/10	28
4. vs. Savannah State, 11/15/12	25
at Ole Miss, 1/16/11	25

Percentage (Min. 5 3FGA)	3FGM-A	Pct
1. vs. Western Carolina, 12/29/12	6-9	.667
at Alabama, 1/10/10	8-12	.667
vs. Charlotte, 12/21/08	8-12	.667
4. vs. Florida, 2/12/12	8-13	.615
5. at Alabama, 2/19/12	5-9	.556

Free Throws

Made	FTM
1. at Mississippi State, 1/6/13	32
2. vs. <i>Seton Hall</i> , 11/17/13	30
3. vs. SC State, 12/21/12	27
4. at Ole Miss, 1/22/09	26
5. vs. Charlotte, 12/21/08	24

Attempts	FTA
1. at Mississippi State, 1/6/13	50
2. vs. <i>Seton Hall</i> , 11/17/13	44
vs. SC State, 12/21/12	44
4. vs. <i>College of Charleston</i> , 11/14/13	42
5. at Xavier, 11/30/11	38

Percentage (Min. 10 FTA)	FTM-A	Pct
1. vs. Auburn, 1/2/09	23-26	.885
2. vs. San Diego State, 11/28/09	14-16	.875
3. at Tennessee, 1/7/10	10-12	.833
4. at Auburn, 2/4/10	9-11	.818
5. vs. Davidson, 11/24/08	13-16	.813

Rebounding

Total	Rebs
1. vs. <i>College of Charleston</i> , 11/14/13	62
2. at Florida, 1/20/13	59
3. vs. Hampton, 11/22/12	57
4. at Alabama, 2/7/13	53
vs. Elon, 11/9/12	53
vs. Brown, 12/29/09	53

Offensive	ORebs
1. vs. Elon, 11/9/12	29
2. vs. College of Charleston, 11/23/11	27
3. vs. Kansas, 3/25/13	26
at Florida, 1/20/13	26
4. vs. Savannah State, 11/15/12	25
vs. Penn State, 11/20/11	25
at Penn State, 11/21/10	25

Defensive	DRebs
1. vs. <i>College of Charleston</i> , 11/14/13	39
vs. Hampton, 11/22/12	39
3. vs. Charlotte, 11/16/09	35
4. at Florida, 1/20/13	33
at Ole Miss, 1/22/09	33

Margin	Rebs	Margin
1. at Alabama, 2/7/13	53-24	+29
2. vs. Florida Gulf Coast, 11/23/12	46-20	+26
3. vs. Hampton, 11/22/12	57-32	+25
4. vs. <i>College of Charleston</i> , 11/14/13	62-38	+24
vs. Savannah State, 11/15/12	50-26	+24

Assists

Game	Assists
1. vs. <i>Charleston Southern</i> , 11/8/13	25
2. vs. Eastern Michigan, 3/17/12	22
3. at Louisiana Tech, 11/12/12	20
vs. Alabama, 2/15/09	20
5. 5 times, Last vs. <i>Seton Hall</i> , 11/17/13	19

Steals

Game	Steals
1. vs. Furman, 12/11/11	21
2. vs. <i>Charleston Southern</i> , 11/8/13	17
3. vs. NC State, 12/12/10	16
vs. USC Upstate, 12/16/08	16
5. vs. Furman, 12/9/12	15
vs. High Point, 12/2/09	15
vs. Davidson, 11/24/08	15

Blocked Shots

Game	Blocks
1. vs. <i>Charleston Southern</i> , 11/14/13	12
2. vs. Eastern Michigan, 3/17/12	11
vs. Furman, 12/11/11	11
4. vs. <i>Seton Hall</i> , 11/17/13	9
vs. Furman, 12/9/12	9
at NC State, 12/4/11	9
vs. Alabama A&M, 11/14/11	9

Turnovers

Fewest	TOs
1. at Tennessee, 2/2/12	4
2. at Missouri, 2/28/13	5
vs. Georgia, 3/2/12	5
vs. Ole Miss, 3/3/11	5
5. vs. Stanford, 12/19/12	7
at Louisiana Tech, 11/12/12	7
vs. Tennessee, 3/3/12	7

Most	TOs
1. at Wake Forest, 12/3/08	32
2. vs. Hampton, 11/22/12	29
vs. Kentucky, 1/15/12	29
4. at Kentucky, 1/13/11	28
5. vs. Jacksonville, 12/30/08	26



2013-14 South Carolina Basketball
South Carolina Game-by-Game Highs (as of Nov 17, 2013)
All games



Opponent	Date	Score	Points	Rebounds	Assists	Steals	Blocked shots
CHARLESTON SOUTHERN	11/08/13	99-29	20-COATES, Alaina	8-WELCH, Aleighsa	7-ROY, Tina	5-MITCHELL, Tiffany	5-IBIAM, Elem
LOUISIANA TECH	11/10/13	68-45	14-WELCH, Aleighsa	10-WELCH, Aleighsa COATES, Alaina	5-SESSIONS, Khadij	2-SESSIONS, Khadij	3-IBIAM, Elem
COLL. OF CHARLESTON	11/14/13	81-54	16-DOZIER, Asia	17-WELCH, Aleighsa	4-SESSIONS, Khadij	2-WELCH, Aleighsa	3-IBIAM, Elem COATES, Alaina
SETON HALL	11/17/13	88-67	18-IBIAM, Elem	8-IBIAM, Elem WELCH, Aleighsa COATES, Alaina	5-SESSIONS, Khadij	2-DOZIER, Asia	4-COATES, Alaina





2013-14 South Carolina Basketball
South Carolina Points-Rebounds-Assists (as of Nov 17, 2013)
All games



Opponent	Date	Score	00	02	05	12	15	21	23	24	25	31	33	41	
			FARMER,JIND	GAINES,OLI	SESSIONS,K	MONTOUT,TW	DAVIS,TIFF	MORRISON,L	ROY,TINA	WELCH,ALEI	MITCHELL,T	DOZIER,RASI	IBIAME,LEMM	COATES,ALA	
CSU	11/08/13	99-29	w	0-0-0	4-4-5	10-2-3	7-4-1	5-2-1	0-1-1	5-3-7	15-8-0	12-1-1	4-3-5	17-6-0	20-7-1
LATECH	11/10/13	68-45	w	0-0-0	2-4-3	7-1-5	0-3-0	3-2-1	0-0-0	2-1-2	14-10-3	10-4-3	7-1-0	11-8-1	12-10-0
COFC	11/14/13	81-54	w	0-0-0	2-1-0	2-1-4	2-8-0	7-1-3	0-1-1	6-0-2	12-17-2	11-8-1	16-2-3	12-6-0	11-14-0
SHU	11/17/13	88-67	w	DNP	0-1-1	17-3-5	0-0-1	0-1-0	2-0-0	5-2-1	15-8-4	15-3-4	6-4-2	18-8-0	10-8-1





2013-14 South Carolina Basketball
South Carolina Team Game-by-Game Comparison (as of Nov 17, 2013)
All games



Opponent	1st	2nd	Score	Mar	Total FG	FG Pct	3-Pointers	3FG Pct	Free Throws	FT Pct	Rebounds	Assist	T/Over	Block	Steal	Fouls	
CHARLESTON SOUTHERN	52/13	47/16	99-29	+70	39-64/10-54	.609/.185	3-6/4-23	.500/.174	18-28/5-6	.643/.833	46/25	+21	25/6	10/25	12/5	17/5	9/19
LOUISIANA TECH	31/17	37/28	68-45	+23	28-62/18-50	.452/.360	4-18/4-7	.222/.571	8-22/5-14	.364/.357	47/29	+18	18/10	13/17	4/2	6/7	15/22
COLL. OF CHARLESTON	46/34	35/20	81-54	+27	25-66/21-68	.379/.309	9-28/3-13	.321/.231	22-42/9-18	.524/.500	62/38	+24	16/12	12/10	8/2	5/5	15/27
SETON HALL	41/39	47/28	88-67	+21	26-45/26-67	.578/.388	6-12/6-11	.500/.545	30-44/9-18	.682/.500	38/30	+8	19/4	11/8	9/2	6/5	16/28

Note: Game totals are displayed in the format TEAM/OPPONENT for each category





2013-14 South Carolina Basketball
South Carolina Combined Team Statistics (as of Nov 17, 2013)
All games



RECORD:	OVERALL	HOME	AWAY	NEUTRAL
ALL GAMES	4-0	4-0	0-0	0-0
CONFERENCE	0-0	0-0	0-0	0-0
NON-CONFERENCE	4-0	4-0	0-0	0-0

##	Player	gp-gs	min	avg	Total		3-Point		F-Throw		Rebounds				pf	dq	a	to	blk	stl	pts	avg		
					fg-fga	fg%	3fg-fga	3fg%	ft-fa	ft%	off	def	tot	avg										
33	IBIAM, Elem	4-4	96	24.0	20-31	.645	0-0	.000	18-29	.621	6	22	28	7.0	9	1	1	6	14	4	58	14.5		
24	WELCH, Aleighsa	4-3	101	25.3	17-25	.680	0-0	.000	22-35	.629	18	25	43	10.8	7	0	9	4	3	4	56	14.0		
41	COATES, Alaina	4-1	68	17.0	22-35	.629	0-0	.000	9-20	.450	17	22	39	9.8	10	0	2	2	9	2	53	13.3		
25	MITCHELL, Tiffany	4-4	110	27.5	18-36	.500	5-10	.500	7-16	.438	5	11	16	4.0	4	0	9	5	0	7	48	12.0		
05	SESSIONS, Khadijah	4-4	91	22.8	12-27	.444	3-11	.273	9-13	.692	1	6	7	1.8	5	0	17	4	0	4	36	9.0		
31	DOZIER, Asia	4-4	90	22.5	12-26	.462	7-13	.538	2-2	1.000	2	8	10	2.5	5	0	10	8	1	4	33	8.3		
23	ROY, Tina	4-0	69	17.3	6-26	.231	4-18	.222	2-2	1.000	0	6	6	1.5	1	0	12	1	0	1	18	4.5		
15	DAVIS, Tiffany	4-0	50	12.5	5-11	.455	2-6	.333	3-5	.600	2	4	6	1.5	1	0	5	7	1	2	15	3.8		
12	MONTOUT, Wilka	4-0	55	13.8	3-10	.300	1-3	.333	2-9	.222	9	6	15	3.8	6	0	2	4	3	1	9	2.3		
02	GAINES, Olivia	4-0	42	10.5	3-6	.500	0-0	.000	2-3	.667	5	5	10	2.5	4	0	9	3	2	4	8	2.0		
21	MORRISON, LeAnna	4-0	16	4.0	0-4	.000	0-3	.000	2-2	1.000	1	1	2	0.5	2	0	2	1	0	1	2	0.5		
00	FARMER, India	3-0	12	4.0	0-0	.000	0-0	.000	0-0	.000	0	0	0	0.0	1	0	0	0	0	0	0	0.0		
Team											2	9	11											
Total.....		4	800		118-237	.498	22-64	.344	78-136	.574	68	125	193	48.2	55	1	78	46	33	34	336	84.0		
Opponents.....		4	800		75-239	.314	17-54	.315	28-56	.500	44	78	122	30.5	96	3	32	60	11	22	195	48.8		

TEAM STATISTICS	SC	OPP	Date	Opponent	Score	Att.
SCORING	336	195	11/08/13	CHARLESTON SOUTHERN	w 99-29	5120
Points per game	84.0	48.8	11/10/13	LOUISIANA TECH	w 68-45	5078
Scoring margin	+35.2	-	11/14/13	COLL. OF CHARLESTON	w 81-54	4882
FIELD GOALS-ATT	118-237	75-239	11/17/13	SETON HALL	w 88-67	4765
Field goal pct	.498	.314	* - Conference game			
3 POINT FG-ATT	22-64	17-54				
3-point FG pct	.344	.315				
3-pt FG made per game	5.5	4.3				
FREE THROWS-ATT	78-136	28-56				
Free throw pct	.574	.500				
F-Throws made per game	19.5	7.0				
REBOUNDS	193	122				
Rebounds per game	48.2	30.5				
Rebounding margin	+17.8	-				
ASSISTS	78	32				
Assists per game	19.5	8.0				
TURNOVERS	46	60				
Turnovers per game	11.5	15.0				
Turnover margin	+3.5	-				
Assist/turnover ratio	1.7	0.5				
STEALS	34	22				
Steals per game	8.5	5.5				
BLOCKS	33	11				
Blocks per game	8.3	2.8				
ATTENDANCE	19845	0				
Home games-Avg/Game	4-4961	0-0				
Neutral site-Avg/Game	-	0-0				

Score by Periods	1st	2nd	Totals
South Carolina	170	166	336
Opponents	103	92	195