






SOUTH CAROLINA VOLLEYBALL

UPCOMING OPPONENTS

 Arkansas (14-12, 7-8 SEC) Fri., Nov. 22, 8 PM <i>Barnhill Arena</i> Series History Arkansas leads 21-10 Trend Arkansas won 7 of last 10 Last Time Arkansas won 3-2 (10/4/13)	 LSU (16-10, 6-8 SEC) Sun., Nov. 24, 1:30 PM <i>VCF</i> Series History LSU leads 19-13 Trend LSU won 8 of last 10 Last Time LSU won 3-0 (10/7/12)	 Texas A&M (16-10, 8-7 SEC) Wed., Nov. 27, 5 PM <i>Reed Arena</i> Series History Texas A&M leads 4-1 Trend Texas A&M won 4 of 5 Last Time SC won 3-1 (10/6/13)
--	--	---

2013 SCHEDULE (12-16, 3-12 SEC)

DATE	OPPONENT (TV)	RESULT/TIME
8/30	South Carolina State%	W, 3-0
8/30	Florida International%	W, 3-0
8/31	High Point%	W, 3-0
9/6	at Clemson#	L, 3-2
9/7	vs. Furman#	L, 3-1
9/7	vs. Winthrop#	L, 3-2
9/13	vs. Utah State^	W, 3-1
9/13	vs. Liberty^	W, 3-0
9/14	at Duke^	L, 3-1
9/20	Western Carolina&	W, 3-0
9/21	Robert Morris&	W, 3-1
9/21	Presbyterian&	W, 3-0
9/27	at Missouri*	L, 3-0
9/29	at Tennessee*	W, 3-1
10/4	Arkansas*	L, 3-2
10/6	Texas A&M*	W, 3-1
10/11	Georgia*	L, 3-0
10/13	Kentucky*	L, 3-0
10/18	at Mississippi State*	L, 3-0
10/20	at Mississippi*	W, 3-1
10/25	Tennessee*	L, 3-0
10/27	Auburn*	L, 3-0
10/30	Coastal Carolina	W, 3-2
11/8	at Kentucky*	L, 3-0
11/10	at Georgia*	L, 3-0
11/13	at Florida* (ESPNU)	L, 3-0
11/15	Alabama*	L, 3-0
11/17	Missouri*	L, 3-0
11/22	at Arkansas	8 PM
11/24	LSU*	1:30 PM
11/27	at Texas A&M	5 PM

INSIDE

NOTES (p. 2-13)

- ✓ Overview of the Gamecocks (p. 2)
- ✓ Review of last match (p. 2)
- ✓ Scouting Arkansas (p. 2)
- ✓ Scouting LSU (p. 2-3)
- ✓ Senior Day (p. 3)
- ✓ Chasing another milestone (p. 3)
- ✓ Thévenin in the record books (p. 3)
- ✓ Youngest in the SEC (p. 5)
- ✓ Double-doubles, double-figure kills, digs (p. 6-7)
- ✓ Season stats, match-by-match leaders, career records, team and individual match records (p. 8-14)

PERSONNEL PAGES (p. 15-32)

- ✓ Head coach Scott Swanson's bio (p. 15)
- ✓ 2013 active players' individual pages (p. 16-32)

2013 ROSTER

NO	NAME	HT	POS	YR	EXP	HOMETOWN (HIGH SCHOOL)
1	Helen Récaborde	5-10	S	Fr.	HS	Atlanta, Ga. (Atlanta International)
2	Erin Neuenfeldt	5-10	OH/DS	Fr.	HS	Birmingham, Mich. (Seaholm)
3	Dessaa Legros	5-10	MB/OH	Fr.	HS	Kennesaw, Ga. (Allatoona)
4	Darian Dozier	6-1	MB/RS	So.	1L	Sandy Spring, Md. (St. Johns College)
6	Sarah Blomgren	5-11	RS/OH	So.	1L	Canyon Country, Calif. (Saugus)
7	Jacqy Angermiller	6-2	MB/RS	Fr.	HS	Dallas, Texas (LD Bell)
8	Kellie McNeil	6-0	S	RS So.	TR	Eagan, Minn. (Lakeville North)
9	Megan Kirkland	5-7	DS/Libero	Fr.	HS	Lugoff, S.C. (Lugoff-Elgin)
10	Michaela Christiaansen	5-9	Libero	Jr.	TR	Tucson, Ariz. (Ironwood Ridge)
12	Juliette Thévenin	6-2	OH	Sr.	3L	Mont-sur-Marchinne, Belgium
13	Gabrielle Rubeis	5-7	DS/S	Fr.	HS	Gainesville, Fla. (Buchholz)
14	Katlyn McDaniel	6-0	MB	Fr.	HS	Columbia, S.C. (Spring Valley)
15	Lindsey Craft	5-7	Libero	Sr.	3L	Alpharetta, Ga. (Chattahoochee)
16	KoKo Atoa-Williams	5-10	OH	Fr.	HS	Reno, Nev. (Bishop Manogue)
17	Elizabeth Johnbull	6-0	MB	So.	1L	Pflugerville, Texas (Connally)
20	Abby Feruck	6-0	MB/RS	Fr.	HS	Atlanta, Ga. (Blessed Trinity)
21	Jordan Wilson-Talmadge	5-7	DS/Libero	Fr.	HS	Orlando, Fla. (First Academy)

Manager: Melissa Kearse

All times Eastern

Home matches in bold

% Gamecock Invitational

Big Orange Bash

^Blue Devil Classic

& Carolina Classic

* SEC match

GAMECOCK STAFF

Head Coach.....	Scott Swanson
Alma Mater.....	Arizona State, 1995
Overall Record (Years).....	94-107 (6+)
SC Record (Years).....	44-46 (2+)
Associate Head Coach.....	Julie Darty
Alma Mater.....	Mercer, 2008
Year at SC.....	2nd
Assistant Coach.....	RJ Abella
Alma Mater.....	Wichita State, 2009
Year at SC.....	1st
Volunteer Assistant.....	Drew Burdette
Director of Operations.....	Amanda Brungs
Graduate Assistant.....	Morgan Thomas

QUICK FACTS

Location	Columbia, S.C.
Founded	1801
Enrollment.....	31,288
Colors	Garnet (PMS 202C) & Black
Nickname.....	Gamecocks
Affiliation.....	NCAA Division I
Conference	Southeastern (Eastern Division)
President	Dr. Harris Pastides
Athletic Director.....	Ray Tanner
Home Court.....	Volleyball Competition Facility
2012 Record.....	18-14
2012 Conference Record.....	6-14
2012 Conference Finish.....	6th East
Starters Returning/Lost +Libero.....	2/4+1
Letterwinners Returning/Lost	5/11
Newcomers	12

MEDIA INFORMATION

Director of Media Relations	Steve Fink
Asst. Director/Volleyball	Justin Holt
Office Phone	(803) 777-7872
Email	jnholt@mailbox.sc.edu
Personal Phone.....	(803) 447-99559
Office Fax	(803) 777-2967
Department Website.....	GamecocksOnline.com
Dept. Facebook.....	facebook.com/GamecocksOnline
Team Facebook.....	facebook.com/GamecockVolleyball
Dept. Twitter	twitter.com/GamecocksOnline
Team Twitter.....	twitter.com/GamecockVolley
Team Facebook.....	facebook.com/GamecockVolleyball
Mailing Address	1304 Heyward St. Rice Athletics Center Columbia, SC 29208

PRONUNCIATION GUIDE

Juliette Thévenin.....	TAY-vah-nah
Sarah Blomgren	BLOHM-grin
Michaela Christiaansen	Mi-KAY-la
Helen Récaborde.....	RECK-uh-board
Erin Neuenfeldt.....	NEW-en-felt
Dessaa Legros.....	Luh-GROSS
KoKo Atoa-Williams	Uh-TOE-uh
Gabrielle Rubeis	ROO-bis
Jordan Wilson-Talmdage	TAL-mehj

ABBREVIATIONS

When needing to abbreviate South Carolina for your scoreboard or broadcast boxes, the preferred shortenings are S. Carolina or SC. Please refrain from using USC or SCAR when referring to the University of South Carolina. Proper logos and wordmarks can be emailed for use by any media outlet upon request. Thanks.

NOTEWORTHY

SOUTH CAROLINA QUICK HITS

- South Carolina enters its third season with head coach Scott Swanson.
- Last year's team went 18-14, the program's second winning season in the last decade and the most wins since 2008 (21).
- The Gamecocks return five letterwinners from a year ago, including two starters (senior Juliette Thévenin, sophomore Darian Dozier).
- With the departure of 11 letterwinners, South Carolina lost 97 percent of its production from last season in assists (1,346), 78.1 percent in digs (1,252) and 58.9 percent in kills (876).
- The 2012 Gamecocks improved their offensive efficiency for the second straight year, raising their hitting percentage 29 points to .255, which ranked third in the SEC.
- South Carolina returns its leader in kills (Juliette Thévenin, 453) and its second-leading blocker (Darian Dozier, 67).

LAST TIME OUT

The Gamecocks dropped three-set decisions to Alabama and No. 7 Missouri over the weekend at the Volleyball Competition Facility. South Carolina fell to the Crimson Tide by the scores of 28-26, 25-23 and 25-18. The Tigers defeated the Gamecocks 25-13, 25-12 and 25-16. South Carolina is now 12-16 on the season and 3-12 in the SEC. Senior outside hitter Juliette Thévenin paced the Gamecocks in both matches, recording 18 kills and 11 digs against Alabama and 10 kills against the Tigers. Thévenin finished the weekend 10 digs shy of becoming just the second Gamecock to join the 1,000-1,000 club. She currently has 1,568 kills and 990 digs for her career.

SCOUTING ARKANSAS

The Razorbacks enter Friday's matchup with a 14-12 overall record and a 7-8 mark in SEC play and are No. 40 in the latest NCAA RPI rankings. Arkansas is 3-7 in its last 10 matches, including four-set losses last weekend at Alabama and at Auburn. New Mexico State transfer Meredith Hays, a junior outside hitter, has been the top offensive option for the Razorbacks this season. Hays ranks fourth in the conference with an average of 3.96 kills per set. She has posted nine double-doubles on the season. Senior setters Raymariely Santos and Ashley Vasquez have been solid for Arkansas, averaging 6.26 and 5.27 assists per set, respectively. Santos has recorded eight double-doubles on the season and one triple-double. Defensively, Arkansas has been one of the better blocking teams in the league, ranking fourth in the SEC with an average of 2.40 blocks per set. Freshman middle blocker Ana Sofia Jusino has been the Razorbacks' top defender at the net, averaging 1.09 blocks per set, which ranks eighth in the SEC. Sophomore Summer Morgan is also in the top 20, ranking 13th (0.95) in blocks. Anchoring the back line, senior libero Emily Helm is fourth in the SEC with an average of 4.52 digs per set.

SERIES HISTORY VS. ARKANSAS

The Gamecocks and Razorbacks will be meeting for the 32nd time on Friday. Arkansas holds a 21-10 lead in the all-time series. The Gamecocks are 3-7 in their last 10 matches against the Razorbacks. South Carolina is 4-10 all-time against Arkansas in Fayetteville. The Gamecocks' last road win in the series was a five-set decision on Sept. 28, 2008.

LAST TIME VS. ARKANSAS - OCT. 4, 2013

South Carolina suffered a heartbreaking five-set loss to Arkansas in the first matchup earlier this season. The Razorbacks won by the scores of 25-22, 23-25, 25-16, 25-23 and 15-12. The Gamecocks led 9-5 in the fifth set, but Arkansas went on a 7-0 run to take the lead for good. Senior outside hitter Juliette Thévenin paced the Gamecocks with a double-double, finishing with 18 kills and 13 digs. Sophomore setter Kellie McNeil also had a double-double with 42 assists and 13 digs. South Carolina held the advantage in blocks (12-9), while the Razorbacks had the edge in hitting (.193-.148), kills (62-53) and digs (78-71).

SCOUTING LSU

The Tigers head into the weekend at 16-10 overall and 6-8 in the SEC and are ranked No. 34 in the latest NCAA RPI rankings. LSU is 3-7 in its last 10 matches. The Tigers defeated Tennessee (3-2) and lost to Auburn (3-2) and Texas A&M (3-0) last week. LSU has been one of the best defensive teams in the league, ranking first in blocks per set (2.80) and opponent hitting percentage (.186). Freshman middle blocker Briana Holman is a big reason why the Tigers have been so disruptive at the net as she averages a league-best 1.58 blocks per set, which ranks fifth nationally. Holman also ranks seventh in the SEC in points per set (3.98), 12th in hitting (.326) and 15th in kills per set (3.06). Sophomore outside hitter Cati Leak has been the team's top attacker, averaging 3.06 kills per set, while junior setter Malorie Pardo ranks fifth in the SEC in assists (10.87). Sophomore libero Haley Smith has been the anchor of the Tigers' back line, averaging 3.83 digs per set.

AVCA POLL

NO	TEAM (1ST PLACE)	Pts	W-L	Prev
1	Texas (39)	1473	19-2	1
2	Penn State (16)	1448	24-2	2
3	Washington (5)	1397	23-1	3
4	Missouri	1277	31-0	7
5	Stanford	1258	20-5	6
6	Nebraska	1131	21-4	9
7	Florida	1116	24-3	5
8	Southern California	1084	22-5	4
9	San Diego	1072	23-3	8
10	Colorado State	993	25-0	10
11	Minnesota	904	23-6	11
12	Hawai'i	832	20-4	12
13	Duke	767	24-3	13
14	North Carolina	634	24-3	15
15	Wisconsin	609	20-8	14
16	Kentucky	565	20-6	17
17	Michigan State	536	20-8	16
18	Michigan	421	17-10	19
19	Florida State	349	20-7	22
20	Illinois	334	14-12	25
21	BYU	250	22-5	24
22	Kansas	231	21-6	23
23	California	195	17-8	20
24	Iowa State	147	17-6	NR
25	Purdue	137	16-11	18

RV: Cal State Northridge 98; Marquette 69; Oregon 59; Ohio 31; Western Kentucky 28; Arizona 22; Northwestern 3; St. Mary's (CA) 3; UC Santa Barbara 2

Released: Nov. 18 (Week 12)

SEC STANDINGS

Team	CONF		ALL	
	W-L	Pct.	W-L	Pct.
Missouri	15-0	1.000	31-0	1.000
Florida	14-2	.875	25-3	.893
Kentucky	12-3	.800	20-6	.769
Georgia	10-6	.625	20-8	.714
Alabama	8-6	.571	21-8	.724
Auburn	8-7	.533	17-10	.630
Texas A&M	8-7	.533	16-10	.615
Arkansas	7-8	.467	14-12	.538
LSU	6-8	.429	16-10	.615
Ole Miss	3-12	.200	13-15	.464
South Carolina	3-12	.200	12-16	.429
Mississippi State	2-12	.143	11-17	.393
Tennessee	1-14	.067	9-20	.310

THIS WEEKEND'S MATCHES

Friday, Nov. 22	
Ole Miss at Alabama	8 p.m.
South Carolina at Arkansas	8 p.m.
Tennessee at Auburn	8 p.m.
LSU at No. 7 Florida	7 p.m.
Texas A&M at No. 16 Kentucky	7 p.m.
Mississippi State at No. 4 Missouri	7:30 p.m.
Sunday, Nov. 24	
Tennessee at Alabama	2 p.m.
Mississippi State at Arkansas	2:30 p.m.
Ole Miss at Auburn	2:30 p.m.
Texas A&M at Georgia	1:30 p.m.
No. 4 Missouri at No. 16 Kentucky	1:30 p.m.
LSU at South Carolina	1:30 p.m.

All times Eastern

NOTEWORTHY

SERIES HISTORY vs. LSU

Sunday's matchup will be the 33rd all-time between South Carolina and LSU. The Tigers hold a 19-13 lead in the series and have won eight of the last 10 meetings. The Gamecocks are 7-8 all-time in home matches against the Tigers. South Carolina's last win over LSU was a five-set decision on Sept. 23, 2012 in Columbia.

LAST TIME vs. LSU - Oct. 7, 2012

South Carolina dropped a three-set decision at LSU in their second match last season. The Tigers won by the scores of 29-27, 25-23 and 25-12. Juliette Thévenin had a double-double to lead the Gamecocks, posting 18 kills and 12 digs.

SENIOR SALUTE

Sunday's match against LSU will be the final home match for seniors Juliette Thévenin and Lindsey Craft. Both Thévenin and Craft have played key roles for the Gamecocks the last four years and were selected to serve as team captains this season. The duo has combined to play in 193 matches and has led South Carolina to 51 wins during their time in Columbia.

SCHEDULE STRENGTHENS DOWN THE STRETCH

The Gamecocks have one of the toughest Novembers of any team in the SEC. All eight teams on South Carolina's schedule this month are in the latest RPI top 50. Florida comes in at No. 4, followed by No. 5 Missouri, No. 9 Kentucky, No. 31 Georgia, No. 33 Alabama, No. 34 LSU, No. 35 Texas A&M and No. 40 Arkansas.

SEASON RECORDS WATCH

Several Gamecocks have broken into the top five in South Carolina's rally-scoring era regular-season records. Senior outside hitter Juliette Thévenin's 444 kills currently rank third all-time, while her kills per set average of 4.77 ranks second. Thévenin is 10 kills away from surpassing her total of 453 from last season for the second most all-time. Sophomore middle blocker Darian Dozier has the second most block assists in a single season (102) and the fourth most total blocks (109). Freshman middle blocker Jacqy Angermiller's blocks per set average of 1.13 is currently tied for the fifth best average in a season in school history.

GAMECOCKS IN THE SEC STATS

Senior outside hitter Juliette Thévenin has been a force for the Garnet and Black this season as she currently leads the SEC in both kills (4.77) and points (5.11) per set. In SEC matches only, Thévenin ranks first in kills (4.55) and in points (4.90). Freshman middle blocker Jacqy Angermiller is one of three Gamecocks ranked in the top 20 in blocks as she ranks sixth with an average of 1.13 per set. Sophomore middle blocker Darian Dozier ranks seventh (1.10), and sophomore setter Kellie McNeil is 14th (0.94). McNeil is also sixth in the SEC in assists per set (10.17), while junior libero Michaela Christiaansen is 10th in digs per set (3.75).

AND IN THE NCAA STATS

One Gamecock ranks in the top 15 nationally in two categories in the latest NCAA statistics report. Senior Juliette Thévenin ranks sixth in kills per set (4.77) and 14th in points per set (5.11).

REACHING A MILESTONE

In South Carolina's match against Auburn (10/27), senior outside hitter Juliette Thévenin recorded her 1,500th career kill. Thévenin, who reached the milestone with her eighth kill of the match in the second set, ranks third all-time at South Carolina with 1,568 kills.

CLOSING IN ON THE 1,000-1,000 CLUB

Senior Juliette Thévenin is close to reaching another milestone. Entering the weekend, she has 1,568 kills and 990 digs for her career. With 10 digs over the final three matches, Thévenin would become just the second Gamecock of record to reach 1,000 kills and 1,000 digs in a career. Amy Iannocari is the only Gamecock to do so as she recorded 1,231 kills and 1,196 digs for South Carolina from 1991-94.

LEAVING HER MARK

Senior outside hitter Juliette Thévenin has been a regular in the starting lineup during her Gamecock career and her name will be scattered throughout the school record book when she's done. She is currently in the top five in five career categories, ranking third in kills (1,568), second in kills per set (4.10), second in attacks (3,999), fourth in points (1,719.0) and third in points per set (4.50). On the season she is averaging a league-best 4.78 kills and 5.13 points per set. For a complete list of career records see page 11.

AMONG THE ACTIVE LEADERS

Senior outside hitter Juliette Thévenin is among the active career leaders in kills in the SEC and nationally. She ranks second in the SEC with 1,568, trailing only Missouri's Lisa Henning (1,715).

TEAM STATS

	SC	AR	LSU
ATTACK			
Kills	1284	1314	1419
Errors	551	615	548
Total Attacks	3404	3579	4144
Attack Pct.	.215	.195	.210
Kills/Set	13.0	13.3	12.8
SET			
Assists	1196	1228	1312
Assists/Set	12.1	12.4	11.8
SERVE			
Aces	69	126	91
Errors	163	169	165
Aces/Set	0.7	1.3	0.8
SERVE RECEPTIONS			
Errors	125	110	104
Errors/Set	1.3	1.1	0.9
DEFENSE			
Digs	1365	1356	1801
Digs/Set	13.8	13.7	16.2
BLOCKING			
Block Solo	29	55	84
Block Assist	388	365	454
Total Blocks	223.0	237.5	311.0
Blocks/Set	2.3	2.4	2.8
Block Errors	40	55	56
BALL H. ERRORS	38	29	27

STAT LEADERS

SOUTH CAROLINA

	Figure	SEC Rank
Kills/Set		
Juliette Thévenin	4.77	1st
Hitting Percentage		
Darian Dozier	.296	19th
Assists/Set		
Kellie McNeil	10.17	6th
Digs/Set		
Michaela Christiaansen	3.75	10th
Blocks/Set		
Jacqy Angermiller	1.13	6th

ARKANSAS

	Figure	SEC Rank
Kills/Set		
Meredith Hays	3.96	4th
Hitting Percentage		
Breana Jones	.333	10th
Assists/Set		
Raymariely Santos	6.26	12th
Digs/Set		
Emily Helm	4.52	4th
Blocks/Set		
Ana Sofia Jusino	1.09	8th

LSU

	Figure	SEC Rank
Kills/Set		
Cati Leak	3.06	13th
Hitting Percentage		
Briana Holman	.326	12th
Assists/Set		
Malorie Pardo	10.50	5th
Digs/Set		
Haley Smith	3.83	8th
Blocks/Set		
Briana Holman	1.58	1st

NOTEWORTHY

She is ninth in career kills and eighth kills per set (4.10) among active Division I players. Her career average ranks 14th among all divisions, while her career kills total is 22nd among all divisions.

HUGE LOSS

The Gamecocks will be without the services of sophomore setter Kellie McNeil (foot) for the remainder of the season. McNeil had been one of South Carolina's most versatile players. A transfer from Minnesota, she was averaging 10.17 assists, 1.96 digs and 0.94 blocks per set this season. McNeil's blocks per set average will be the best in school history of record for a setter. She is currently just ahead of former Gamecock Shellie Higgins' average of 0.92 from the 1983 season.

MAKING THEIR FIRST STARTS

Freshman setter Helen Récaborde and freshman outside hitter KoKo Atoa-Williams made their first career start for the Gamecocks during the Kentucky-Georgia road trip. Both Récaborde and Atoa-Williams started for South Carolina in Friday's match at Kentucky. Récaborde also started Sunday's match at Georgia.

WINNING THE HITTING BATTLE

When South Carolina out-hits its opponents, it is 11-1 on the season. The Gamecocks' lone loss when having a better hitting percentage than their opponent was a five-set loss to Winthrop (.219-.144). South Carolina has hit .267 in wins this season and .174 in losses. Opponents are hitting .145 in Gamecock wins and .288 in Gamecock losses.

REACHING .300

The magic hitting number for the Gamecocks this season has been .300. South Carolina is 6-0 on the year when hitting .300 or better.

GETTING SERVED

The Gamecocks are a perfect 6-0 when recording more service aces than their opponents. South Carolina averages 0.9 service aces per set in wins and 0.5 in losses.

BLOCK PARTY

South Carolina is 10-5 when it finishes with more blocks than its opponent. The Gamecocks out-block the opposition 2.7-1.7 per set in wins and are getting out-blocked 2.1-1.9 in losses.

SEEING DOUBLE

Senior outside hitter Juliette Thévenin leads the team with eight double-doubles this season. Thévenin has 40 double-doubles for her career, which ranks fourth all-time at South Carolina in records available since 1993.

BULL(DOZIER)

Sophomore Darian Dozier has been a force in the middle for South Carolina. She played a key role in the Gamecocks' 3-1 win over Texas A&M, recording a career-high 18 kills while hitting .571 and finishing with six block assists. On the season Dozier is averaging 2.04 kills per set and ranks seventh in the SEC with an average of 1.10 blocks per set. She also leads the team in hitting with a percentage of .296, which ranks 17th in the SEC. In Gamecock wins, Dozier has hit a team-best .384.

FILLING A NEED

Freshman middle blocker Jacqy Angermiller has stepped into the lineup and made her presence felt at the net after missing the first six matches of the season with an injury. Angermiller came up big at the Duke Invitational, averaging a team-best 1.70 blocks per set. She posted a season-high nine blocks to lead the team against Duke. On the season she is averaging 1.62 kills per set and 1.13 blocks per set, which ranks sixth in the SEC.

THÉVENIN GARNERS SEC HONOR

Senior outside hitter Juliette Thévenin was named SEC Offensive Player of the Week on Sept. 23. Thévenin earned the award for the third time in her career after leading the Gamecocks to three wins to claim the Carolina Classic title. Thévenin, who was named tournament MVP, averaged 5.70 kills per set while hitting .436 for the tournament and averaged 6.00 points and 2.40 digs per set. In South Carolina's win over Western Carolina, she recorded 20 kills, the most in the league in three sets this season. She hit a career-best .571 to finish with 26 kills in a four-set victory over Robert Morris.

PACKING THE STANDS

Gamecock fans have given South Carolina a huge home-court advantage this season by packing the stands at the Volleyball Competition Facility. The Gamecocks have drawn 10 crowds of more than 1,000 this season, which included a VCF-record stretch of seven straight, with the Arkansas (1,405) and Texas A&M (1,430) matches being the high marks. The 10 matches of 1,000 or more fans is also a VCF record, breaking the previous mark of four, which was set in the 1996 and 2012 seasons.

NOTEWORTHY

South Carolina has already set the new total attendance mark for the VCF with 14,796 fans attending 15 matches this season, breaking the previous record of 11,787 in 17 matches in 2012. The average of 986 fans per match is also on pace to shatter the VCF average attendance record of 765 from the 2002 season. South Carolina's average attendance ranks 33rd nationally and fourth in the SEC.

TOURNEY TOUGHNESS

The Gamecocks played in four preseason tournaments this season, the Gamecock Invitational, Big Orange Bash, Duke Invitational and Carolina Classic. It's the most tournaments a South Carolina team has played in before conference play since 2003, when the Gamecocks played in four that season. South Carolina won the Gamecock Invitational and Carolina Classic titles.

ACCUMULATING HARDWARE

The Gamecocks played in four preseason tournaments this season and have been well represented during the tournament awards ceremonies. Senior Juliette Thévenin was named MVP of the Gamecock Invitational and the Carolina Classic. Sophomore Kellie McNeil earned a spot on the Gamecock Invitational All-Tournament Team. Thévenin was also named to the All-Tournament Team at the Big Orange Bash. At the Duke Invitational, McNeil and sophomore Darian Dozier each earned a spot on the All-Tournament Team. Dozier was also named to the Carolina Classic All-Tournament Team.

THÉVENIN NAMED PRESEASON ALL-SEC

Senior outside hitter Juliette Thévenin was named to the Preseason All-SEC squad. Thévenin, a second-team All-SEC selection in 2012, looks to close out her Gamecock career in strong fashion after ranking second in SEC play in both kills per set (4.40) and points per set (4.81) a year ago.

NEW FACES

This year's South Carolina squad doesn't have a lot of familiarity to it, as only five letterwinners return from a year ago. Head coach Scott Swanson brought in 12 newcomers this season, including a freshman class of 10 players. The Gamecocks have received some immediate help from transfers Kellie McNeil (Minnesota) and Michaela Christiaansen (Pepperdine).

YOUNGEST IN THE SEC

South Carolina is the youngest team in the SEC in terms of both underclassmen and freshman. The Gamecocks have 14 underclassmen and 10 freshmen on the roster. Mississippi State is the next closest in underclassmen with 13, while Arkansas has the second most freshmen with eight.

GAMECOCKS ON TV

South Carolina has only had one match televised this season, its three-set loss at No. 5 Florida on Nov. 13 on ESPNU. The Gamecocks are now 13-17 all-time in television games.

ALL-TIME RECORDS

- South Carolina holds a 736-571 (.563) record.
- The Gamecocks are 195-230 (.459) in SEC play.
- In matches played at the Volleyball Competition Facility, South Carolina is 156-83 (.653).

SC IN SEC/NCAA STATS

NCAA Team Rankings

Category	Figure	Rank
Hitting Percentage	.215	129th
Assists/Set	12.08	136th
Kills/Set	12.97	132nd
Blocks/Set	2.25	113th
Service Aces/Set	0.70	327th
Digs/Set	13.79	241st

SEC Team Rankings (Overall)

Category	Figure	Rank
Hitting Percentage	.215	7th
Opp. Hitting Percentage	.224	13th
Assists/Set	12.08	10th
Kills/Set	12.97	10th
Blocks/Set	2.25	7th
Service Aces/Set	0.70	13th
Digs/Set	13.79	9th

SEC Team Rankings (SEC Only)

Category	Figure	Rank
Hitting Percentage	.174	12th
Opp. Hitting Percentage	.279	13th
Assists/Set	11.40	11th
Kills/Set	12.06	12th
Blocks/Set	2.01	8th
Service Aces/Set	0.56	12th
Digs/Set	13.08	11th

NCAA Individual Rankings

Name	Figure	Rank
Kills/Set		
Juliette Thévenin	4.77	6th
Assists/Set		
Kellie McNeil	10.17	101st
Blocks/Set		
Jacqy Angermiller	1.13	115th
Darian Dozier	1.10	136th
Points/Set		
Juliette Thévenin	5.11	14th

SEC Individual Rankings (Overall)

Name	Figure	Rank
Hitting Percentage		
Darian Dozier	.296	19th
Kills/Set		
Juliette Thévenin	4.77	1st
Assists/Set		
Kellie McNeil	10.17	6th
Blocks/Set		
Jacqy Angermiller	1.13	6th
Darian Dozier	1.10	7th
Kellie McNeil	0.94	14th
Digs/Set		
Michaela Christiaansen	3.75	10th
Points/Set		
Juliette Thévenin	5.11	1st

SEC Individual Rankings (SEC Only)

Name	Figure	Rank
Kills/Set		
Juliette Thévenin	4.53	1st
Assists/Set		
Kellie McNeil	9.71	7th
Blocks/Set		
Jacqy Angermiller	0.96	10th
Darian Dozier	0.94	11th
Kellie McNeil	0.88	14th
Digs/Set		
Michaela Christiaansen	3.54	10th
Points/Set		
Juliette Thévenin	4.90	1st

NOTEWORTHY

DOUBLE-DOUBLES

These double-doubles have been recorded by the Gamecocks in 2013:

Player (No.)	Opponent	Date	Combination
Juliette Thévenin (8)	Clemson	9/6	30 kills, 10 digs
	Liberty	9/13	16 kills, 14 digs
	Tennessee	9/29	23 kills, 16 digs
	Arkansas	10/4	18 kills, 13 digs
	Texas A&M	10/6	23 kills, 11 digs
	Auburn	10/27	15 kills, 12 digs
Kellie McNeil (5)	Coastal Carolina	10/30	25 kills, 13 digs
	Alabama	11/15	18 kills, 11 digs
	Clemson	9/6	54 assists, 10 digs
	Utah State	9/13	46 assists, 11 digs
	Tennessee	9/29	41 assists, 20 digs
	Arkansas	10/4	42 assists, 13 digs
	Coastal Carolina	10/30	52 assists, 12 digs

DOUBLE-FIGURE KILLS

The following Gamecocks reached double figures in kills in a match in 2013:

Player (No.)	Kills	Opponent	Date
Juliette Thévenin (22)	12	South Carolina State	8/30
	20	FIU	8/30
	30	Clemson	9/6
	25	Furman	9/7
	23	Winthrop	9/7
	14	Utah State	9/13
	16	Liberty	9/13
	15	Duke	9/14
	20	Western Carolina	9/20
	26	Robert Morris	9/21
	11	Presbyterian	9/21
	10	Missouri	9/27
	23	Tennessee	9/29
	18	Arkansas	10/4
	23	Texas A&M	10/6
	16	Georgia	10/11
	18	Mississippi State	10/18
	25	Ole Miss	10/20
	15	Auburn	10/27
	25	Coastal Carolina	10/30
	18	Alabama	11/15
	10	Missouri	11/17
Sarah Blomgren (9)	13	Furman	9/7
	14	Winthrop	9/7
	10	Duke	9/14
	11	Arkansas	10/4
	10	Texas A&M	10/6
	10	Mississippi State	10/18
	12	Ole Miss	10/20
	10	Tennessee	10/25
	10	Georgia	11/10
	Darian Dozier (6)	11	Clemson
14		Utah State	9/13
10		Western Carolina	9/20
18		Texas A&M	10/6
10		Auburn	10/27
10		Coastal Carolina	10/30
Dessaa Legros (3)	10	South Carolina State	8/30
	12	Tennessee	9/29

RECORD BREAKDOWN

Overall	12-16
Conference	3-12
Vs. Ranked Teams.....	0-4
Home.....	8-7
Away	2-7
Neutral.....	2-2
August.....	3-0
September.....	6-5
October.....	3-6
November.....	0-5
December.....	0-0
Sundays.....	3-4
Mondays.....	0-0
Tuesdays.....	0-0
Wednesdays.....	1-1
Thursdays.....	0-0
Fridays.....	5-8
Saturdays.....	3-3
Winning set one.....	11-2
Losing set one.....	1-14
Winning set two.....	8-3
Losing set two.....	4-13
Winning set three.....	11-1
Losing set three.....	1-15
Winning set four.....	5-2
Losing set four.....	1-3
Three-set matches.....	6-11
Four-set matches.....	5-2
Five-set matches.....	1-3
More kills than opposition.....	12-3
Less kills than opposition.....	0-13
Kills equal.....	0-0
More hitting errors than opposition.....	5-9
Less hitting errors than opposition.....	7-3
Hitting errors equal.....	0-4
More attacks than opposition.....	3-8
Less attacks than opposition.....	8-8
Attacks equal.....	1-0
Out-hitting opposition.....	11-1
Out-hit by opposition.....	1-15
Hitting equal.....	0-0
More assists than opposition.....	12-2
Less assists than opposition.....	0-14
Assists equal.....	0-0
More aces than opposition.....	6-0
Less aces than opposition.....	5-14
Aces equal.....	1-2
More service errors than opposition.....	6-4
Less service errors than opposition.....	5-11
Service errors equal.....	1-1
More digs than opposition.....	11-4
Less digs than opposition.....	1-12
Digs equal.....	0-0
More total blocks than opposition.....	10-5
Less total blocks than opposition.....	2-8
Total blocks equal.....	0-3
More ball handling errors than opposition.....	6-5
Less ball handling errors than opposition.....	3-6
Ball handling errors equal.....	3-5

NOTEWORTHY

	10	Alabama	11/15
Jacqy Angermiller (1)	12	Western Carolina	9/20
KoKo Atoa-Williams (1)	11	Coastal Carolina	10/30

DOUBLE-FIGURE Digs

The following Gamecocks reached double figures in digs in a match in 2013:

Player (No.)	Digs	Opponent	Date
Michaela Christiaansen (20)	13	FIU	8/30
	10	High Point	8/31
	19	Clemson	9/6
	16	Furman	9/7
	20	Winthrop	9/7
	20	Utah State	9/13
	12	Liberty	9/13
	16	Duke	9/14
	17	Western Carolina	9/20
	19	Robert Morris	9/21
	10	Presbyterian	9/21
	19	Tennessee	9/29
	14	Arkansas	10/4
	13	Texas A&M	10/6
	21	Kentucky	10/13
	19	Ole Miss	10/20
	16	Auburn	10/27
	15	Coastal Carolina	10/30
	11	Kentucky	11/8
	10	Missouri	11/17
Gabrielle Rubeis (9)	11	FIU	8/30
	13	Clemson	9/6
	11	Liberty	9/13
	11	Western Carolina	9/20
	20	Arkansas	10/4
	19	Texas A&M	10/6
	10	Georgia	10/11
	21	Coastal Carolina	10/30
	11	Kentucky	11/8
Juliette Thévenin (8)	10	Clemson	9/6
	14	Liberty	9/13
	16	Tennessee	9/29
	13	Arkansas	10/4
	11	Texas A&M	10/6
	12	Auburn	10/27
	13	Coastal Carolina	10/30
	11	Alabama	11/15
Lindsey Craft (6)	15	Clemson	9/6
	15	Utah State	9/13
	14	Liberty	9/13
	10	Western Carolina	9/20
	16	Ole Miss	10/20
	12	Coastal Carolina	10/30
Kellie McNeil (5)	10	Clemson	9/6
	11	Utah State	9/13
	20	Tennessee	9/29
	13	Arkansas	10/4
	12	Coastal Carolina	10/30
Megan Kirkland (1)	13	Winthrop	9/7

MATCH-BY-MATCH INDIVIDUAL LEADERS

DATE	OPPONENT	W/L	SCORE	HIGH KILLS	HIGH ASSISTS	HIGH ACES	HIGH DIGS	HIGH BLOCKS
8/30	South Carolina State	W	3-0	Thévenin (12)	Récaborde (14)	Récaborde, Christiaansen (2)	Christiaansen (7)	Dozier (6)
8/30	Florida International	W	3-0	Thévenin (20)	McNeil (32)	Christiaansen (3)	Christiaansen (13)	Dozier (2)
8/31	High Point	W	3-0	McNeil, Legros (8)	McNeil (25)	Craft (2)	Christiaansen (10)	Dozier (8)
9/6	at Clemson	L	3-2	Thévenin (30)	McNeil (54)	McDaniel (1)	Christiaansen (19)	Dozier (5)
9/7	vs. Furman	L	3-1	Thévenin (25)	McNeil (56)	Three players (1)	Christiaansen (16)	Dozier, McNeil (2)
9/7	vs. Winthrop	L	3-2	Thévenin (23)	McNeil (49)	Thévenin (2)	Christiaansen (13)	Dozier (5)
9/13	vs. Utah State	W	3-1	Thévenin, Dozier (14)	McNeil (46)	Dozier (2)	Christiaansen (20)	Dozier, Angermiller (4)
9/13	vs. Liberty	W	3-0	Thévenin (16)	McNeil (37)	McNeil (1)	Craft, Thévenin (14)	Dozier (5)
9/14	at Duke	L	3-1	Thévenin (15)	McNeil (24)	Three players (1)	Christiaansen (16)	Angermiller (9)
9/20	Western Carolina	W	3-0	Thévenin (20)	McNeil (44)	McNeil (2)	Christiaansen (17)	Angermiller (4)
9/21	Robert Morris	W	3-1	Thévenin (26)	McNeil (46)	McNeil (2)	Christiaansen (19)	Dozier (7)
9/21	Presbyterian	W	3-0	Thévenin (11)	McNeil (26)	Christiaansen (2)	Christiaansen (10)	Dozier, Blomgren (5)
9/27	at Missouri	L	3-0	Thévenin (10)	McNeil (21)	Thévenin (2)	Christiaansen (6)	Dozier (3)
9/29	at Tennessee	W	3-1	Thévenin (23)	McNeil (41)	Thévenin (2)	McNeil (20)	McNeil (7)
10/4	Arkansas	L	3-2	Thévenin (18)	McNeil (42)	Christiaansen (2)	Rubeis (20)	Dozier (6)
10/6	Texas A&M	W	3-1	Thévenin (23)	McNeil (53)	Three players (1)	Rubeis (19)	Dozier (6)
10/11	Georgia	L	3-0	Thévenin (16)	McNeil (33)	Kirkland, Rubeis (1)	Rubeis (10)	Angermiller (7)
10/13	Kentucky	L	3-0	Thévenin (9)	McNeil (19)	Thévenin (1)	Christiaansen (21)	Dozier, Blomgren (3)
10/18	at Mississippi State	L	3-0	Thévenin (18)	McNeil (22)	Christiaansen (2)	Thévenin, Christiaansen (9)	Dozier (6)
10/20	at Mississippi	W	3-1	Thévenin (25)	McNeil (45)	Craft, Christiaansen (1)	Christiaansen (19)	Angermiller (8)
10/25	Tennessee	L	3-0	Blomgren (10)	McNeil (20)	McNeil (1)	Christiaansen (9)	Dozier (4)
10/27	Auburn	L	3-0	Thévenin (15)	McNeil (34)	McNeil, Thévenin (1)	Christiaansen (16)	Angermiller (4)
10/30	Coastal Carolina	W	3-2	Thévenin (25)	McNeil (52)	None	Rubeis (21)	McNeil (9)
11/8	at Kentucky	L	3-0	Dozier (6)	Récaborde (22)	Dozier (1)	Rubeis, Christiaansen (11)	Dozier (3)
11/10	at Georgia	L	3-0	Blomgren (10)	Récaborde (23)	Blomgren, Rubeis (1)	Christiaansen (8)	Three players (2)
11/13	at Florida	L	3-0	Thévenin (8)	Récaborde (21)	Récaborde (1)	Thévenin, Rubeis (5)	Dozier, Thévenin (2)
11/15	Alabama	L	3-0	Thévenin (18)	Récaborde (34)	Dozier (1)	Thévenin (11)	Angermiller (4)
11/17	Missouri	L	3-0	Thévenin (10)	Récaborde (28)	No Aces	Christiaansen (10)	Dozier, Blomgren (1)
11/22	at Arkansas							
11/24	LSU							
11/27	at Texas A&M							

SOUTH CAROLINA MATCH-BY-MATCH STARTERS

DATE	OPPONENT	W/L								LIBERO
8/30	South Carolina State	W	Kellie McNeil	Juliette Thévenin	Darian Dozier	Gabrielle Rubeis	Katlyn McDaniel	E. Johnbull	M. Christiaansen	
8/30	Florida International	W	Kellie McNeil	Juliette Thévenin	Darian Dozier	Gabrielle Rubeis	Sarah Blomgren	E. Johnbull	M. Christiaansen	
8/31	High Point	W	Kellie McNeil	Juliette Thévenin	Darian Dozier	Gabrielle Rubeis	Sarah Blomgren	E. Johnbull	M. Christiaansen	
9/6	at Clemson	L	Kellie McNeil	Juliette Thévenin	Darian Dozier	Gabrielle Rubeis	Lindsey Craft	E. Johnbull	M. Christiaansen	
9/7	at Furman	L	Kellie McNeil	Juliette Thévenin	Darian Dozier	Gabrielle Rubeis	Sarah Blomgren	E. Johnbull	M. Christiaansen	
9/7	at Winthrop	L	Kellie McNeil	Juliette Thévenin	Darian Dozier	Gabrielle Rubeis	Sarah Blomgren	E. Johnbull	M. Christiaansen	
9/13	at Utah State	W	Kellie McNeil	Juliette Thévenin	Darian Dozier	Gabrielle Rubeis	Lindsey Craft	E. Johnbull	M. Christiaansen	
9/14	at Liberty	W	Kellie McNeil	Juliette Thévenin	Darian Dozier	Gabrielle Rubeis	Lindsey Craft	J. Angermiller	M. Christiaansen	
9/14	at Duke	L	Kellie McNeil	Juliette Thévenin	Darian Dozier	Gabrielle Rubeis	Sarah Blomgren	J. Angermiller	M. Christiaansen	
9/20	Western Carolina	W	Kellie McNeil	Juliette Thévenin	Darian Dozier	Gabrielle Rubeis	Lindsey Craft	J. Angermiller	M. Christiaansen	
9/21	Robert Morris	W	Kellie McNeil	Juliette Thévenin	Darian Dozier	Gabrielle Rubeis	Lindsey Craft	J. Angermiller	M. Christiaansen	
9/21	Presbyterian	W	Kellie McNeil	Juliette Thévenin	Darian Dozier	Gabrielle Rubeis	Lindsey Craft	J. Angermiller	M. Christiaansen	
9/27	at Missouri	L	Kellie McNeil	Juliette Thévenin	Darian Dozier	Gabrielle Rubeis	Lindsey Craft	J. Angermiller	M. Christiaansen	
9/29	at Tennessee	W	Kellie McNeil	Juliette Thévenin	Darian Dozier	Gabrielle Rubeis	Lindsey Craft	J. Angermiller	M. Christiaansen	
10/4	Arkansas	L	Kellie McNeil	Juliette Thévenin	Darian Dozier	Gabrielle Rubeis	Lindsey Craft	J. Angermiller	M. Christiaansen	
10/6	Texas A&M	W	Kellie McNeil	Juliette Thévenin	Darian Dozier	M. Christiaansen	Megan Kirkland	J. Angermiller	Gabrielle Rubeis	
10/11	Georgia	L	Kellie McNeil	Juliette Thévenin	Darian Dozier	M. Christiaansen	Lindsey Craft	J. Angermiller	Gabrielle Rubeis	
10/13	Kentucky	L	Kellie McNeil	Juliette Thévenin	Darian Dozier	Dessaa Legros	Sarah Blomgren	J. Angermiller	M. Christiaansen	
10/18	at Mississippi State	L	Kellie McNeil	Juliette Thévenin	Darian Dozier	Gabrielle Rubeis	Lindsey Craft	J. Angermiller	M. Christiaansen	
10/20	at Mississippi	W	Kellie McNeil	Juliette Thévenin	Darian Dozier	Gabrielle Rubeis	Lindsey Craft	J. Angermiller	M. Christiaansen	
10/25	Tennessee	L	Kellie McNeil	Juliette Thévenin	Darian Dozier	Gabrielle Rubeis	Lindsey Craft	J. Angermiller	M. Christiaansen	
10/27	Auburn	L	Kellie McNeil	Juliette Thévenin	Darian Dozier	Gabrielle Rubeis	Lindsey Craft	J. Angermiller	M. Christiaansen	
10/30	Coastal Carolina	W	Kellie McNeil	Juliette Thévenin	Darian Dozier	Gabrielle Rubeis	Lindsey Craft	J. Angermiller	M. Christiaansen	
11/8	at Kentucky	L	Helen Récaborde	K. Atroa-Williams	Darian Dozier	M. Christiaansen	Sarah Blomgren	J. Angermiller	Gabrielle Rubeis	
11/10	at Georgia	L	Helen Récaborde	Katlyn McDaniel	Darian Dozier	Gabrielle Rubeis	Sarah Blomgren	E. Johnbull	M. Christiaansen	
11/13	at Florida	L	Helen Récaborde	Juliette Thévenin	Darian Dozier	Gabrielle Rubeis	Sarah Blomgren	J. Angermiller	M. Christiaansen	
11/15	Alabama	L	Helen Récaborde	Juliette Thévenin	Darian Dozier	Gabrielle Rubeis	Lindsey Craft	J. Angermiller	M. Christiaansen	
11/17	Missouri	L	Helen Récaborde	Juliette Thévenin	Darian Dozier	M. Christiaansen	Lindsey Craft	J. Angermiller	Gabrielle Rubeis	
11/22	at Arkansas									
11/24	LSU									
11/27	at Texas A&M									

2013 SEASON STATISTICS

Overall record: 12-16 Conf: 3-12 Home: 8-7 Away: 2-7 Neutral: 2-2

#	Player	sp	Attack				Set		Serve			re	Dig		Blocking					points		
			k	k/s	e	ta	pct	a	a/s	sa	se		sa/s	dig	dig/s	bs	ba	total	blk/s		be	bhe
12	Juliette Thevenin	93	444	4.77	154	1096	.265	21	0.23	13	41	0.14	29	203	2.18	1	35	36	0.39	6	1	475.5
4	Darian Dozier	99	202	2.04	62	473	.296	5	0.05	7	22	0.07	0	61	0.62	7	102	109	1.10	7	4	267.0
6	Sarah Blomgren	93	197	2.12	108	492	.181	7	0.08	1	2	0.01	1	31	0.33	5	53	58	0.62	10	0	229.5
7	Jacqy Angermiller	71	115	1.62	46	316	.218	4	0.06	0	0	0.00	1	12	0.17	7	73	80	1.13	8	1	158.5
3	Dessaa Legros	68	110	1.62	70	364	.110	5	0.07	0	0	0.00	4	25	0.37	0	14	14	0.21	2	0	117.0
8	Kellie McNeil	82	78	0.95	22	198	.283	834	10.17	11	14	0.13	1	161	1.96	8	69	77	0.94	2	18	131.5
16	KoKo Atoa-Williams	54	78	1.44	52	276	.094	3	0.06	0	0	0.00	4	20	0.37	0	13	13	0.24	3	2	84.5
17	Elizabeth Johnbull	30	31	1.03	14	83	.205	0	0.00	0	0	0.00	3	7	0.23	1	14	15	0.50	1	0	39.0
14	Katlyn McDaniel	10	7	0.70	5	24	.083	0	0.00	1	0	0.10	0	1	0.10	0	4	4	0.40	1	0	10.0
1	Helen Recaborde	24	6	0.25	9	24	-.125	174	7.25	3	9	0.12	0	36	1.50	0	6	6	0.25	0	10	12.0
10	Michae Christiaansen	99	5	0.05	3	25	.080	82	0.83	15	19	0.15	30	371	3.75	0	1	1	0.01	0	1	20.5
20	Abby Feruck	11	5	0.45	2	13	.231	0	0.00	0	0	0.00	2	1	0.09	0	4	4	0.36	0	0	7.0
9	Megan Kirkland	33	2	0.06	0	3	.667	7	0.21	3	7	0.09	7	34	1.03	0	0	0	0.00	0	0	5.0
13	Gabrielle Rubeis	98	2	0.02	2	10	.000	30	0.31	5	21	0.05	21	216	2.20	0	0	0	0.00	0	0	7.0
15	Lindsey Craft	79	2	0.03	2	7	.000	23	0.29	9	24	0.11	6	181	2.29	0	0	0	0.00	0	1	11.0
21	Jord Wilson-Talmadge	7	0	0.00	0	0	.000	1	0.14	1	4	0.14	0	5	0.71	0	0	0	0.00	0	0	1.0
SOUTH CAROLINA		99	1284	12.97	551	3404	.215	1196	12.08	69	163	0.70	125	1365	13.79	29	388	223.0	2.25	40	38	1576.0
Opponents		99	1288	13.01	520	3422	.224	1204	12.16	127	194	1.28	69	1341	13.55	37	302	188.0	1.90	38	34	1603.0

Team Statistics	SC	OPP	Date	Opponent	Score	Score by set	Att.	
ATTACK								
Kills	1284	1288	%8/30/2013	SOUTH CAROLINA STATE	w 3-0	25-14,25-9,25-13	260	
Errors	551	520	%8/30/2013	FIU	w 3-0	25-12,25-22,25-14	1058	
Total Attacks	3404	3422	%8/31/2013	HIGH POINT	w 3-0	25-18,25-17,25-21	1026	
Attack Pct	.215	.224	!9/6/2013	at Clemson	L 2-3	25-22,20-25,21-25,25-20,9-15	1840	
Kills/Set	13.0	13.0	!9/7/2013	vs Furman	L 1-3	27-29,21-25,26-24,20-25	125	
SET								
Assists	1196	1204	!9/7/2013	vs Winthrop	L 2-3	25-21,25-17,22-25,22-25,12-15	254	
Attempts	3447	3467	#9/13/2013	vs Utah State	w 3-1	16-25,25-22,25-20,25-19	221	
Assist Pct	.347	.347	#9/13/2013	vs Liberty	w 3-0	25-19,25-21,25-21	205	
Assists/Set	12.1	12.2	#9/14/2013	at Duke	L 1-3	22-25,25-20,17-25,21-25	1211	
SERVE								
Aces	69	127	&9/20/2013	WESTERN CAROLINA	w 3-0	25-18,25-18,25-19	903	
Errors	163	194	&9/21/2013	ROBERT MORRIS	w 3-1	26-24,20-25,25-10,25-16	604	
Attempts	2122	2185	&9/21/2013	PRESBYTERIAN	w 3-0	25-12,25-15,25-21	1153	
Serve Pct	.923	.911	*9/27/2013	at Mizzou	L 0-3	16-25,14-25,18-25	2904	
Aces/Set	0.7	1.3	*9/29/2013	at Tennessee	w 3-1	25-18,17-25,25-20,25-23	1437	
SERVE RECEPTIONS								
Errors	125	69	*10/4/2013	ARKANSAS	L 2-3	22-25,25-23,16-25,25-23,12-15	1405	
Errors/Set	1.3	0.7	*10/6/2013	TEXAS A&M	w 3-1	25-23,25-20,20-25,25-23	1430	
Attempts	1987	1955	*10/11/2013	GEORGIA	L 0-3	21-25,20-25,25-27	1211	
Reception Pct	.937	.965	*10/13/2013	#15 KENTUCKY	L 0-3	13-25,22-25,23-25	1127	
DEFENSE								
Digs	1365	1341	*10/18/2013	at Mississippi State	L 0-3	26-28,18-25,20-25	489	
Digs/Set	13.8	13.5	*10/20/2013	at Ole Miss	w 3-1	25-20,21-25,25-23,25-18	401	
Block Solo	29	37	*10/25/2013	TENNESSEE	L 0-3	19-25,18-25,17-25	1162	
Block Assist	388	302	*10/27/2013	AUBURN	L 0-3	22-25,22-25,23-25	1007	
Total Blocks	223.0	188.0	10/30/2013	COASTAL CAROLINA	w 3-2	25-22,22-25,25-21,22-25,15-13	669	
Blocks/Set	2.3	1.9	*11/8/2013	at #20 Kentucky	L 0-3	17-25,15-25,19-25	1712	
Block Errors	40	38	*11/10/2013	at Georgia	L 0-3	16-25,11-25,19-25	1089	
Ball handling errors	38	34	*11/13/2013	at #5 Florida	L 0-3	15-25,9-25,22-25	1603	
ATTENDANCE								
Total	14796	12686	*11/15/2013	ALABAMA	L 0-3	26-28,23-25,18-25	1014	
Dates/Avg Per Date	15/986	9/1410	*11/17/2013	#7 MIZZOU	L 0-3	13-25,12-25,16-25	767	
Neutral site #/Avg	4/201		% Gamecock Invitational					
Current win streak	0	-	! Big Orange Bash					
Home win streak	0	-	# Duke Invitational					
					& Carolina Classic			
Record in 3-set matches:6-11 • Record in 4-set matches:5-2 • Record in 5-set matches:1-3								

2013 CONFERENCE ONLY STATISTICS

Overall record: 3-12 Conf: 3-12 Home: 1-7 Away: 2-5 Neutral: 0-0

#	Player	sp	Attack				Set		Serve			re	Dig		Blocking					points		
			k	k/s	e	ta	pct	a	a/s	sa	se		sa/s	dig	dig/s	bs	ba	total	blk/s		be	bhe
12	Juliette Thevenin	44	200	4.55	78	515	.237	7	0.16	7	24	0.16	15	103	2.34	0	17	17	0.39	2	0	215.5
6	Sarah Blomgren	47	103	2.19	63	259	.154	2	0.04	1	2	0.02	1	20	0.43	2	21	23	0.49	3	0	116.5
4	Darian Dozier	50	102	2.04	32	241	.290	3	0.06	2	11	0.04	0	28	0.56	5	42	47	0.94	4	3	130.0
3	Dessaa Legros	40	66	1.65	47	236	.081	3	0.08	0	0	0.00	4	17	0.43	0	11	11	0.28	0	0	71.5
7	Jacqy Angermiller	46	63	1.37	32	196	.158	3	0.07	0	0	0.00	1	8	0.17	6	38	44	0.96	6	1	88.0
8	Kellie McNeil	34	31	0.91	13	95	.189	330	9.71	3	8	0.09	0	73	2.15	3	27	30	0.88	0	11	50.5
16	KoKo Atoa-Williams	21	17	0.81	19	85	-.024	2	0.10	0	0	0.00	2	7	0.33	0	2	2	0.10	2	1	18.0
17	Elizabeth Johnbull	9	8	0.89	7	27	.037	0	0.00	0	0	0.00	1	3	0.33	0	5	5	0.56	0	0	10.5
10	Michae Christiaansen	50	5	0.10	3	23	.087	45	0.90	7	10	0.14	17	177	3.54	0	1	1	0.02	0	0	12.5
1	Helen Recaborde	18	4	0.22	8	21	-.190	147	8.17	1	9	0.06	0	24	1.33	0	5	5	0.28	0	6	7.5
9	Megan Kirkland	16	2	0.12	0	3	.667	3	0.19	2	6	0.12	3	11	0.69	0	0	0	0.00	0	0	4.0
14	Katlyn McDaniel	2	1	0.50	0	5	.200	0	0.00	0	0	0.00	0	0	0.00	0	0	0	0.00	1	0	1.0
13	Gabrielle Rubeis	50	1	0.02	1	6	.000	19	0.38	3	12	0.06	16	105	2.10	0	0	0	0.00	0	0	4.0
21	Jord Wilson-Talmadge	5	0	0.00	0	0	.000	1	0.20	0	3	0.00	0	4	0.80	0	0	0	0.00	0	0	0.0
20	Abby Feruck	2	0	0.00	1	3	-.333	0	0.00	0	0	0.00	0	0	0.00	0	0	0	0.00	0	0	0.0
15	Lindsey Craft	41	0	0.00	1	2	-.500	5	0.12	2	13	0.05	1	74	1.80	0	0	0	0.00	0	1	2.0
SOUTH CAROLINA		50	603	12.06	305	1717	.174	570	11.40	28	98	0.56	70	654	13.08	16	169	100.5	2.01	18	23	731.5
Opponents		50	701	14.02	229	1689	.279	654	13.08	70	108	1.40	28	697	13.94	18	177	106.5	2.13	24	18	877.5

Team Statistics	SC	OPP	Date	Opponent	Score	Score by set	Att.	
ATTACK								
Kills	603	701	*9/27/2013	at Mizzou	L 0-3	16-25,14-25,18-25	2904	
Errors	305	229	*9/29/2013	at Tennessee	w 3-1	25-18,17-25,25-20,25-23	1437	
Total Attacks	1717	1689	*10/4/2013	ARKANSAS	L 2-3	22-25,25-23,16-25,25-23,12-15	1405	
Attack Pct	.174	.279	*10/6/2013	TEXAS A&M	w 3-1	25-23,25-20,20-25,25-23	1430	
Kills/Set	12.1	14.0	*10/11/2013	GEORGIA	L 0-3	21-25,20-25,25-27	1211	
SET								
Assists	570	654	*10/13/2013	#15 KENTUCKY	L 0-3	13-25,22-25,23-25	1127	
Attempts	1758	1696	*10/18/2013	at Mississippi State	L 0-3	26-28,18-25,20-25	489	
Assist Pct	.324	.386	*10/20/2013	at Ole Miss	w 3-1	25-20,21-25,25-23,25-18	401	
Assists/Set	11.4	13.1	*10/25/2013	TENNESSEE	L 0-3	19-25,18-25,17-25	1162	
SERVE								
Aces	28	70	*10/27/2013	AUBURN	L 0-3	22-25,22-25,23-25	1007	
Errors	98	108	*11/8/2013	at #20 Kentucky	L 0-3	17-25,15-25,19-25	1712	
Attempts	1002	1195	*11/10/2013	at Georgia	L 0-3	16-25,11-25,19-25	1089	
Serve Pct	.902	.910	*11/13/2013	at #5 Florida	L 0-3	15-25,9-25,22-25	1603	
Aces/Set	0.6	1.4	*11/15/2013	ALABAMA	L 0-3	26-28,23-25,18-25	1014	
SERVE RECEPTIONS								
Errors	70	28	*11/17/2013	#7 MIZZOU	L 0-3	13-25,12-25,16-25	767	
Errors/Set	1.4	0.6	% Gamecock Invitational					
Attempts	1085	901	! Big Orange Bash					
Reception Pct	.935	.969	# Duke Invitational					
DEFENSE								
Digs	654	697	& Carolina Classic					
Digs/Set	13.1	13.9	Record in 3-set matches:0-11 • Record in 4-set matches:3-0 • Record in 5-set matches:0-1					
BLOCKING								
Block Solo	16	18						
Block Assist	169	177						
Total Blocks	100.5	106.5						
Blocks/Set	2.0	2.1						
Block Errors	18	24						
Ball handling errors	23	18						
ATTENDANCE								
Total	9123	9635						
Dates/Avg Per Date	8/1140	7/1376						
Neutral site #/Avg	0/0							
Current win streak	0	-						
Home win streak	0	-						

CAREER RECORDS

KILLS

Rank	Name (Years)	Kills
1.	Lori Rowe (1983-86)	1,855
2.	Shonda Cole (2003-06)	1,775
3.	<i>Juliette Thévenin (2010-present)</i>	1,568
4.	Cally Plummer (1998-02)	1,345
5.	Heather Larkin (1994-97)	1,293
6.	Amy Iannocari (1991-94)	1,231
7.	Kim DeNeve (1986-89)	1,179
8.	Ivana Kujundzic (2006-09)	1,133
9.	Berna Dwyer (1999-02)	1,107
10.	Lora Myers (1987-90)	1,100

KILLS PER SET
(Minimum 500 Kills)

Rank	Name (Years)	(K-SP) K/S
1.	Shonda Cole (2003-06)	(1,775-417) 4.26
2.	<i>Juliette Thévenin (2010-present)</i>	(1,568-382) 4.10
3.	Lori Rowe (1983-86)	(1,855-507) 3.66
4.	Kori Ermigarat (1994-95)	(842-233) 3.61
5.	Cally Plummer (1998-02)	(1,345-394) 3.41
6.	Heather Larkin (1994-97)	(1,293-395) 3.27
7.	Crystal Moore (1997-99)	(754-240) 3.14
8.	Kim DeNeve (1986-89)	(1,179-381) 3.09
9.	Berna Dwyer (1999-02)	(1,107-366) 3.02
10.	Ivana Kujundzic (2006-09)	(1,133-389) 2.91

ATTACKS

Rank	Name (Years)	Attacks
1.	Shonda Cole (2003-06)	4,181
2.	<i>Juliette Thévenin (2010-present)</i>	3,999
3.	Lori Rowe (1983-86)	3,874
4.	Amy Iannocari (1991-94)	3,487
5.	Cally Plummer (1998-02)	3,288
6.	Ivana Kujundzic (2006-09)	3,047
7.	Heather Larkin (1994-97)	2,958
8.	Caryn Case (1988-91)	2,936
9.	Lora Myers (1987-90)	2,825
10.	Kim DeNeve (1986-89)	2,819

HITTING PERCENTAGE
(Minimum 1,000 Attacks)

Rank	Name (Years)	(K-E-A) Pct.
1.	Lori Rowe (1983-86)	(1,855-298-3,874) .402
2.	Ashley Edlund (1995-98)	(517-92-1,200) .354
3.	Niece Curry (2001-03)	(704-213-1,495) .328
4.	Belita Salters (2005-08)	(892-299-1,903) .312
5.	Libby Ralston (1989-92)	(699-225-1,572) .302
6.	Sam Alban (1999-02)	(844-316-1,877) .281
7.	Heather Larkin (1994-97)	(1,293-463-2,958) .281
8.	S. Pflughaupt (1986-89)	(1,093-432-2,413) .274
9.	Berna Dwyer (1999-02)	(1,107-420-2,533) .271
10.	Toni Venturini (1984-85)	(555-191-1,357) .268

ASSISTS

Rank	Name (Years)	Assists
1.	Ashley Edlund (1995-98)	5,177
2.	Megan Hosp (1999-02)	4,689
3.	Tammy Correll (1987-90)	4,563
4.	Julie Morrison (1984-87)	3,602
5.	Jodi Thompson (1991-94)	3,237
6.	Taylor Bruns (2009-12)	2,858
7.	Shellie Higgins (1983-84)	2,544
8.	Kelly Morrow (1993-96)	2,136
9.	Bridget Denson-Dorman (2008-09)	2,044
10.	Iris Santos (2003-06)	2,040

ASSISTS PER SET
(Minimum 500 Assists)

Rank	Name (Years)	(A-SP) A/S
1.	Megan Hosp (1999-02)	(4,689-387) 12.12
2.	Ashley Edlund (1995-98)	(5,177-430) 12.04
3.	Tammy Correll (1987-90)	(4,563-447) 10.21
4.	Shellie Higgins (1983-84)	(2,544-254) 10.02

5.	Katelyn Panzau (2003-04)	(1,857-194) 9.57
6.	Bridget Denson-Dorman (2008-09)	(2,044-215) 9.51
7.	Julie Morrison (1984-87)	(3,602-385) 9.36
8.	Taylor Bruns (2009-12)	(2,858-377) 7.58
9.	Jodi Thompson (1991-94)	(3,237-495) 6.54
10.	Kelly Morrow (1993-96)	(2,136-354) 6.03

ACES

Rank	Name (Years)	Aces
1.	Cally Plummer (1998-02)	243
2.	Teri Montoya (1983-84)	214
3.	Tammy Correll (1987-90)	190
4.	Lori Rowe (1983-86)	186
5.	Jodi Thompson (1991-94)	162
6.	Megan Hosp (1999-02)	132
7.	Ashley Edlund (1995-98)	130
8.	Kim Brown (1983-84)	129
9.	Colleen McKenzie (1985-88)	119
10.	Shellie Higgins (1983-84)	116

ACES PER SET
(Minimum 75 Aces)

Rank	Name (Years)	(A-SP) A/S
1.	Teri Montoya (1983-84)	(214-254) 0.84
2.	Cally Plummer (1998-02)	(243-394) 0.62
3.	Kim Brown (1983-84)	(129-254) 0.51
4.	Shellie Higgins (1983-84)	(116-254) 0.46
5.	Tammy Correll (1987-90)	(190-447) 0.43
6.	Lori Rowe (1983-86)	(186-507) 0.37
7.	Crystal Moore (1997-99)	(82-240) 0.34
8.	Megan Hosp (1999-02)	(132-387) 0.34
9.	Jodi Thompson (1991-94)	(162-495) 0.33
10.	Diane Mitchell (1990-93)	(89-275) 0.32

DIGS

Rank	Name (Years)	Digs
1.	Sarah Cline (2006-09)	1,464
2.	Diane Denton (1985-88)	1,462
3.	Hannah Lawing (2007-10)	1,334
4.	Jodi Thompson (1991-94)	1,332
5.	Amy Iannocari (1991-94)	1,196
6.	Ashley Edlund (1995-98)	1,160
7.	Megan Hosp (1999-02)	1,079
8.	Shani Abshier (1994-97)	1,049
9.	Paige Wheeler (2010-12)	1,001
10.	Cally Plummer (1998-02)	996

DIGS PER SET
(Minimum 500 Digs)

Rank	Name (Years)	(D-SP) D/S
1.	Fernanda Laires (1996-97)	(839-208) 4.03
2.	Kori Ermigarat (1994-95)	(920-233) 3.95
3.	Paige Wheeler (2010-12)	(1,001-280) 3.58
4.	Sarah Cline (2006-09)	(1,464-422) 3.47
5.	Hannah Lawing (2007-10)	(1,334-398) 3.35
6.	Crystal Moore (1997-99)	(765-240) 3.19
7.	Diane Denton (1985-88)	(1,462-477) 3.06
8.	Katie Gerst (1992-94)	(986-334) 2.95
9.	Shani Abshier (1994-97)	(1,049-357) 2.94
10.	Megan Hosp (1999-02)	(1,079-387) 2.79

BLOCK SOLOS

Rank	Name (Years)	Block Solos
1.	Stephanie Pflughaupt (1986-89)	264
2.	Lori Rowe (1983-86)	191
3.	Amy Collinsworth (1990-93)	117
4.	Libby Ralston (1989-92)	110
5.	Jennifer Guess (1990-93)	79
6.	Heather Larkin (1994-97)	74
7.	Belita Salters (2005-08)	65
8.	Lorri Anderson (1984-85)	62
9.	Toni Venturini (1984-85)	49
10.	Megan Laughlin (2007-10)	46
	Berna Dwyer (1999-02)	46

BLOCK ASSISTS

Rank	Name (Years)	Block Assists
1.	Stephanie Pflughaupt (1986-89)	461
2.	Lori Rowe (1983-86)	450
3.	Amy Collinsworth (1990-93)	358
4.	Heather Larkin (1994-97)	344
5.	Jennifer Guess (1990-93)	328
6.	Lori Drost (1994-97)	306
7.	Belita Salters (2005-08)	305
8.	Sam Alban (1999-02)	285
9.	Berna Dwyer (1999-02)	278
10.	Cindy Robarge (1995-98)	276

TOTAL BLOCKS

Rank	Name (Years)	Total Blocks
1.	Stephanie Pflughaupt (1986-89)	725
2.	Lori Rowe (1983-86)	641
3.	Amy Collinsworth (1990-93)	475
4.	Heather Larkin (1994-97)	418
5.	Jennifer Guess (1990-93)	407
6.	Libby Ralston (1989-92)	383
7.	Belita Salters (2005-08)	370
8.	Lori Drost (1994-97)	349
9.	Sam Alban (1999-02)	328
10.	Berna Dwyer (1999-02)	324

BLOCKS PER SET
(Minimum 150 Blocks)

Rank	Name (Years)	(B-SP) B/S
1.	Stephanie Pflughaupt (1986-89)	(725-455) 1.59
2.	Dec Dec Fortman (1995-97)	(248-196) 1.27
3.	Lori Rowe (1983-86)	(641-507) 1.26
4.	Sue Little (1983)	(162-131) 1.24
5.	Libby Ralston (1989-92)	(383-310) 1.24
6.	Danika Taylor (1988-99)	(238-206) 1.16
7.	Lauran Ford (2003-05)	(280-251) 1.12
8.	Heather Larkin (1994-97)	(418-395) 1.06
9.	Amy Collinsworth (1990-93)	(475-450) 1.06
10.	Lorri Anderson (1984-85)	(186-178) 1.05

TOTAL POINTS

Rank	Name (Years)	Points
1.	Lori Rowe (1983-86)	2457.0
2.	Shonda Cole (2003-06)	2029.0
3.	Cally Plummer (1998-2002)	1749.5
4.	<i>Juliette Thévenin (2010-present)</i>	1,719.0
5.	Stephanie Pflughaupt (1986-89)	1679.5
6.	Heather Larkin (1994-97)	1636.0
7.	Kim DeNeve (1986-89)	1401.5
8.	Berna Dwyer (1999-2002)	1399.0
9.	Amy Iannocari (1991-94)	1386.5
10.	Ivana Kujundzic (2006-09)	1345.0

POINTS PER SET
(Minimum 500 Points)

Rank	Name (Years)	(P-SP) P/S
1.	Shonda Cole (2003-06)	(2,029.0-417) 4.87
2.	Lori Rowe (1983-86)	(2,457.0-507) 4.85
3.	<i>Juliette Thévenin (2010-present)</i>	(1,719.0-382) 4.50
4.	Cally Plummer (1998-2002)	(1,749.5-362) 4.44
5.	Heather Larkin (1994-97)	(1,636.0-395) 4.14
6.	Kori Ermigarat (1994-95)	(946.5-233) 4.06
7.	Berna Dwyer (1999-2002)	(1,399.0-366) 3.82
8.	Crystal Moore (1997-99)	(892.5-240) 3.72
9.	Stephanie Pflughaupt (1986-89)	(1,679.5-455) 3.69
10.	Kim DeNeve (1986-89)	(1,401.5-381) 3.68

Note: Season statistics were not kept until 1983.

Current players in *italics*

INDIVIDUAL MATCH RECORDS

KILLS

3-SET MATCHES

Rank	Name	Opponent (Date)	Kills
1.	Shonda Cole	Georgia (11/15/2006)	27
2.	Amy Iannocari	Kentucky (10/30/1994)	23
3.	Shonda Cole	Arkansas (10/27/2006)	22
4.	<i>Juliette Thévenin</i>	<i>Montana (8/26/2011)</i>	21
	Cally Plummer	LSU (9/22/2000)	21
	Heather Larkin	North Carolina State (9/6/1997)	21
	Shani Abshier	Kentucky (11/17/1996)	21
	Lori Rowe	USF (10/7/1983)	21
	Lori Rowe	Appalachian State (9/17/1983)	21

4-SET MATCHES

Rank	Name	Opponent (Date)	Kills
1.	Shonda Cole	Florida (9/17/2006)	35
2.	Shonda Cole	College of Charleston (11/22/2006)	29
	Shonda Cole	Tennessee (11/12/2006)	29
4.	Hannah Lawing	Harvard (9/12/2009)	28
	Amy Iannocari	Florida (11/13/1994)	28

5-SET MATCHES

Rank	Name	Opponent (Date)	Kills
1.	Shonda Cole	TCU (8/25/2006)	37
2.	Shonda Cole	Auburn (9/15/2006)	36
	Shonda Cole	Clemson (8/31/2006)	36
4.	Shonda Cole	St. John's (9/8/2006)	32
	Lori Rowe	Louisville (10/28/1983)	32

ATTACKS

3-SET MATCHES

Rank	Name	Opponent (Date)	Attacks
1.	Cally Plummer	Tennessee (11/3/2000)	54
2.	Amy Iannocari	Kentucky (10/30/1994)	53
3.	Shonda Cole	Kentucky (10/8/2006)	52
4.	<i>Juliette Thévenin</i>	<i>Montana (8/26/2011)</i>	50
	Kori Ermigarat	Xavier (9/1/1995)	50

4-SET MATCHES

Rank	Name	Opponent (Date)	Attacks
1.	Shonda Cole	Tennessee (11/12/2006)	73
2.	Shonda Cole	North Carolina (11/27/2004)	72
3.	Shonda Cole	College of Charleston (11/22/2006)	65
	Shonda Cole	Alabama (11/17/2006)	65
	Shonda Cole	Florida (9/17/2006)	65

5-SET MATCHES

Rank	Name	Opponent (Date)	Attacks
1.	Kori Ermigarat	Maryland (9/16/1995)	75
2.	<i>Juliette Thévenin</i>	<i>Clemson (9/6/13)</i>	73
	<i>Juliette Thévenin</i>	<i>Alabama (11/16/2012)</i>	73
	Amy Iannocari	Louisiana Tech (9/19/1992)	73
4.	Shonda Cole	Auburn (9/15/2006)	71
5.	Ivana Kujundzic	Rice (9/11/2009)	70
	Lori Rowe	Louisville (10/28/1983)	70

HITTING PERCENTAGE

3-SET MATCHES (MINIMUM 15 ATTACKS)

Rank	Name	Opponent (Date)	(K-E-A) Pct.
1.	Lori Rowe	Appalachian State (9/17/1983)	(21-1-23) .870
2.	Belita Salters	Mississippi State (11/23/2008)	(15-0-19) .789
3.	Lori Rowe	East Carolina (11/12/1983)	(11-0-15) .733
	Megan Laughlin	South Carolina State (10/23/2008)	(11-0-15) .733
5.	Lori Rowe	Chattanooga (10/8/1983)	(12-0-17) .706

4-SET MATCHES (MINIMUM 20 ATTACKS)

Rank	Name	Opponent (Date)	(K-E-A) Pct.
1.	Berna Dwyer	LSU (10/6/2002)	(17-0-25) .680
2.	Danika Taylor	Mississippi State (9/25/1998)	(16-0-26) .615
3.	Berna Dwyer	Georgia (11/17/2002)	(19-2-29) .586
4.	Niece Curry	LSU (10/6/2002)	(21-3-31) .581
5.	Bethanie Thomas	Elon (9/3/2011)	(16-1-26) .577

5-SET MATCHES (MINIMUM 25 ATTACKS)

Rank	Name	Opponent (Date)	(K-E-A) Pct.
1.	Sam Alban	New Mexico (9/8/2000)	(19-3-28) .571
2.	Niece Curry	Clemson (9/10/2002)	(15-1-25) .560
3.	Belita Salters	UNLV (8/30/2008)	(21-2-35) .543
4.	Belita Salters	Rhode Island (9/5/2008)	(17-2-28) .536
5.	Meredith Moorhead	Kentucky (11/10/2006)	(15-2-25) .520

ASSISTS

3-SET MATCHES

Rank	Name	Opponent (Date)	Assists
1.	Megan Hosp	LSU (9/22/2000)	64
2.	Ashley Edlund	Kentucky (10/20/1995)	59
3.	Megan Hosp	Tennessee (11/3/2000)	55
4.	Jodi Thompson	Kentucky (10/30/1994)	54
5.	Ashley Edlund	Arkansas (11/22/1997)	53
	Kelly Morrow	Appalachian State (9/24/1993)	53

4-SET MATCHES

Rank	Name	Opponent (Date)	Assists
1.	Megan Hosp	Arkansas (9/24/2000)	72
2.	Ashley Edlund	Mississippi State (9/27/1996)	71
3.	Ashley Edlund	Alabama (10/6/1996)	70
	Ashley Edlund	Georgia (11/12/1995)	70
5.	Megan Hosp	Auburn (10/22/1999)	69

5-SET MATCHES

Rank	Name	Opponent (Date)	Assists
1.	Tammy Correll	George Washington (11/12/1988)	84
2.	Julie Morrison	North Carolina State (11/7/1986)	74
3.	Megan Hosp	Northern Illinois (9/8/2000)	65
4.	Iris Santos	Auburn (10/22/2006)	64
	Megan Hosp	Michigan (9/17/1999)	64
	Ashley Edlund	Kentucky (11/5/1995)	64
	Kelly Morrow	Auburn (10/2/1994)	64

ACES

3-SET MATCHES

Rank	Name	Opponent (Date)	Aces
1.	Megan Hosp	Creighton (9/7/2002)	8
	Cally Plummer	Auburn (10/11/1998)	8
3.	Ashley Edlund	Alabama (10/9/1998)	7
4.	Taylor Bruns	Alabama (11/6/2011)	6
	Lynae Vanden Hull	Auburn (10/17/2004)	6
	Megan Hosp	Auburn (9/27/2002)	6
	Berna Dwyer	Auburn (10/26/2001)	6
	Diane Mitchell	Coastal Carolina (9/10/1993)	6
	Lori Rowe	Mississippi State (9/30/1983)	6

4-SET MATCHES

Rank	Name	Opponent (Date)	Aces
1.	Cally Plummer	Clemson (10/10/2001)	8
	Amy Collinsworth	Jacksonville (9/6/1991)	8
3.	Jordan Bradosky	The Citadel (9/26/2010)	6
	Cally Plummer	Arkansas (10/4/2002)	6
	Cally Plummer	North Carolina (11/24/2001)	6
	Cally Plummer	Kentucky (11/8/1998)	6
	Cally Plummer	LSU (10/22/1998)	6
	Cally Plummer	Florida (10/2/1998)	6

5-SET MATCHES

Rank	Name	Opponent (Date)	Aces
1.	Lori Rowe	Cincinnati (10/29/1983)	9
2.	Taylor Bruns	BYU (8/28/2010)	6
	Shonda Cole	Alabama (10/1/2006)	6
	Kim DeNeve	Washington State (9/23/1988)	6
5.	Shonda Cole	LSU (9/23/2005)	5
	Katelyn Panzau	George Washington (9/20/2003)	5
	Lynae Vanden Hull	Santa Clara (9/18/2003)	5
	Cally Plummer	Clemson (9/10/2002)	5
	Cally Plummer	Michigan (9/17/1999)	5
	Dee Dee Fortman	Kentucky (10/24/1997)	5

INDIVIDUAL MATCH RECORDS

DIGS

3-SET MATCHES			
Rank	Name	Opponent (Date)	Digs
1.	Kori Ermigarat	Kentucky (10/20/1995)	30
2.	Hannah Lawing	Furman (9/10/2010)	26
	Kori Ermigarat	UNC Greensboro (9/6/1995)	26
	Jodi Thompson	Mercer (9/4/1993)	26
5.	Amy Iannocari	Appalachian State (9/24/1993)	25

4-SET MATCHES			
Rank	Name	Opponent (Date)	Digs
1.	Yajaira Cadet	North Carolina (12/6/2002)	30
	Kori Ermigarat	Georgia (11/12/1995)	30
3.	Paige Wheeler	LSU (11/13/2011)	28
	Paige Wheeler	Elon (9/3/2011)	28
	Dinelia Concepcion	Alabama (11/17/2006)	28

5-SET MATCHES			
Rank	Name	Opponent (Date)	Digs
1.	Hannah Lawing	Mississippi State (11/13/2010)	38
2.	Sarah Cline	Arkansas (11/2/2007)	36
	Jodi Thompson	Louisiana Tech (9/19/1992)	36
4.	Shani Abshier	Maryland (9/16/1995)	33
5.	Diane Denton	Florida (10/11/1988)	32

BLOCK SOLOS

3-SET MATCHES			
Rank	Name	Opponent (Date)	Blocks
1.	Teresa Stenlund	Lipscomb (9/11/2010)	5
	Lori Rowe	Western Carolina (9/24/1983)	5
3.	Belita Salters	Virginia Commonwealth (8/31/2007)	4
	Belita Salters	Boston College (8/25/2007)	4
	Nicole Miller	Mercer (9/3/2005)	4
	Katie Gerst	Davidson (9/12/1994)	4
	Jennifer Guess	Mississippi State (10/3/1993)	4

4-SET MATCHES			
Rank	Name	Opponent (Date)	Blocks
1.	Stephanie Pflughaupt	Charlotte (10/5/1988)	9
2.	Stephanie Pflughaupt	Rice (10/18/1986)	5
3.	Heather Larkin	Arkansas (10/5/1997)	4
	Katie Gerst	UNC Asheville (9/25/1993)	4
5.	Nicole Miller	Pittsburgh (9/2/2005)	3
	Lauren Ford	Mississippi (10/8/2004)	3
	Berna Dwyer	American (12/5/2002)	3
	Danika Taylor	Mississippi State (9/25/1998)	3
	Heather Larkin	Georgia (9/26/1997)	3
	Heather Larkin	Mississippi (9/29/1996)	3
	Lori Drost	Mississippi State (9/27/1996)	3
	Dee Dee Fortman	Alabama (10/15/1995)	3
	Heather Larkin	Georgia (9/24/1995)	3
	Stephanie Pflughaupt	Georgia (9/14/1988)	3

5-SET MATCHES			
Rank	Name	Opponent (Date)	Blocks
1.	<i>Juliette Thévenin</i>	<i>Alabama (11/16/2012)</i>	4
	Lori Rowe	North Carolina (10/7/1983)	4
3.	Bethanie Thomas	East Tennessee State (8/25/2012)	3
	Belita Salters	LSU (10/26/2008)	3
	Megan Laughlin	LSU (10/28/2007)	3
	Megan Laughlin	Maryland (9/1/2007)	3
	Lynae Vanden Hull	Mississippi State (10/15/2006)	3
	Heather Larkin	Alabama (9/30/1994)	3
	Jennifer Guess	College of Charleston (10/20/1993)	3
	Lori Rowe	Memphis (10/14/1983)	3

BLOCK ASSISTS

3-SET MATCHES			
Rank	Name	Opponent (Date)	Blocks
1.	Lori Rowe	College of Charleston (10/4/1983)	11
	Lori Rowe	Western Carolina (9/24/1983)	11
3.	Dee Dee Fortman	Kentucky (10/20/2005)	9
	Dee Dee Fortman	Illinois State (12/4/1997)	9
	Jennifer Guess	Alabama (10/1/1993)	9
	Lori Rowe	Virginia Tech (11/18/1983)	9

4-SET MATCHES			
Rank	Name	Opponent (Date)	Blocks
1.	Libby Ralston	Jacksonville (9/6/1991)	15
2.	Stephanie Pflughaupt	Georgia (9/14/1988)	13
3.	Belita Salters	North Carolina (9/10/2005)	10
	Lauren Ford	Mississippi (10/8/2004)	10
	Berna Dwyer	Georgia (11/17/2002)	10
	Berna Dwyer	Arizona State (9/6/2002)	10
	Dee Dee Fortman	Georgia (11/12/1995)	10
	Dee Dee Fortman	Tennessee (10/22/1995)	10
	Heather Larkin	Tennessee (10/14/1994)	10

5-SET MATCHES			
Rank	Name	Opponent (Date)	Blocks
1.	Heather Larkin	Kentucky (10/7/1994)	12
2.	Crystal Johnson	St. John's (9/8/2006)	11
3.	Danika Taylor	Michigan (9/17/1999)	10
	Lori Drost	Maryland (9/16/1995)	10
	Amy Collinsworth	College of Charleston (10/20/1993)	10
	Stephanie Pflughaupt	Memphis (11/22/1986)	10
	Lori Rowe	Louisville (10/28/1983)	10
	Lori Rowe	Georgia (10/1/1983)	10

TOTAL BLOCKS

3-SET MATCHES			
Rank	Name	Opponent (Date)	Blocks
1.	Lori Rowe	Western Carolina (9/24/1983)	16
2.	Dee Dee Fortman	Kentucky (10/20/1995)	12
3.	Dee Dee Fortman	Illinois State (12/4/1997)	10
	Jennifer Guess	Alabama (10/1/1993)	10
	Lori Rowe	Virginia Tech (11/18/1983)	10
	Lori Rowe	USF (10/7/1983)	10

4-SET MATCHES			
Rank	Name	Opponent (Date)	Blocks
1.	Libby Ralston	Jacksonville (9/6/1991)	16
	Stephanie Pflughaupt	Georgia (9/14/1988)	16
3.	Lauren Ford	Mississippi (10/8/2004)	13
4.	Heather Larkin	Tennessee (10/14/1994)	12
	Katie Gerst	UNC Asheville (9/25/1993)	12

5-SET MATCHES			
Rank	Name	Opponent (Date)	Blocks
1.	Crystal Johnson	St. John's (9/8/2006)	13
2.	Heather Larkin	Kentucky (10/7/1994)	12
	Lori Rowe	Memphis (11/22/1986)	12
4.	Danika Taylor	Michigan (9/17/1999)	11
	Amy Collinsworth	College of Charleston (10/20/1993)	11
	Lori Rowe	North Carolina (10/7/1983)	11

Note: Box scores are only available from 1993 to the present. Limited historical records prior to 1993 were used to aid in the composition of individual match records as well.

Current players in *italics*

TEAM MATCH RECORDS

KILLS

3-SET MATCHES		
Rank	Opponent (Date)	Kills
1.	LSU (9/22/2000)	76
2.	Tennessee (11/3/2000)	74
3.	Kentucky (10/20/1995)	69
4.	Clemson (9/16/1998)	66
	Arkansas (11/22/1997)	66

4-SET MATCHES		
Rank	Opponent (Date)	Kills
1.	Georgia (11/12/1995)	88
2.	Arkansas (9/24/2000)	86
3.	Florida (10/31/1997)	83
4.	Florida (9/17/2006)	82
	Houston (9/16/2005)	82
	LSU (10/25/1996)	82
	Alabama (10/6/1996)	82

5-SET MATCHES		
Rank	Opponent (Date)	Kills
1.	North Carolina State (11/7/1986)	99
2.	Arkansas (11/23/1996)	86
3.	Arkansas (11/2/2007)	85
	Georgia (11/18/2000)	85
	Northern Illinois (9/8/2000)	85
	Michigan (9/17/1999)	85

TEAM MATCH RECORDS

ATTACKS

3-SET MATCHES		
Rank	Opponent (Date)	Attacks
1.	Arkansas (11/22/1997)	179
2.	Tennessee (11/3/2000)	177
3.	Mississippi State (10/8/1995)	171
4.	San Diego (9/13/2002)	166
5.	LSU (9/22/2000)	165

4-SET MATCHES		
Rank	Opponent (Date)	Attacks
1.	USF (9/17/1994)	235
2.	Arkansas (9/24/2000)	223
3.	Kentucky (10/22/1993)	220
4.	LSU (10/25/1996)	219
5.	Mississippi State (9/27/1996)	218
	Georgia (11/12/1995)	218

5-SET MATCHES		
Rank	Opponent (Date)	Attacks
1.	Northern Illinois (9/8/2000)	243
2.	Tennessee (11/11/2007)	241
	Maryland (9/16/1995)	241
4.	Arkansas (11/2/2007)	234
5.	Arkansas (11/23/1996)	225

HITTING PERCENTAGE

3-SET MATCHES		
Rank	Opponent (Date)	(K-E-A) Pct.
1.	SC State (10/23/2008)	(50-3-80) .587
2.	Liberty (9/1/2000)	(62-7-98) .561
3.	Mississippi State (11/23/2008)	(48-3-84) .536
4.	Louisville (9/26/1986)	(N/A) .530
5.	Troy (9/7/2007)	(52-6-92) .500
	Auburn (9/27/2002)	(53-8-90) .500

4-SET MATCHES		
Rank	Opponent (Date)	(K-E-A) Pct.
1.	Mississippi State (9/25/1998)	(80-8-165) .436
2.	American (9/7/1996)	(44-7-85) .435
3.	Mississippi (10/16/2011)	(61-11-127) .394
4.	Arkansas (10/5/1997)	(73-7-170) .388
5.	North Carolina (11/24/2001)	(78-18-160) .375

5-SET MATCHES		
Rank	Opponent (Date)	(K-E-A) Pct.
1.	Arkansas (11/23/2012)	(68-17-143) .357
2.	Kentucky (10/24/1997)	(81-17-187) .342
3.	Michigan State (9/18/2004)	(64-17-143) .329
4.	Clemson (9/10/2002)	(74-22-162) .321
5.	ETSU (8/25/2012)	(70-21-165) .297

ASSISTS

3-SET MATCHES		
Rank	Opponent (Date)	Assists
1.	LSU (9/22/2000)	73
2.	Tennessee (11/3/2000)	69
3.	Kentucky (10/20/1995)	63
4.	Mississippi (11/21/1997)	60
5.	Georgia (11/15/2006)	58
	Mississippi State (11/3/2002)	58

4-SET MATCHES		
Rank	Opponent (Date)	Assists
1.	Arkansas (9/24/2000)	81
2.	Florida (9/17/2006)	76
3.	Alabama (10/6/1996)	74
4.	LSU (10/25/1996)	73
	Mississippi State (9/27/1996)	73

5-SET MATCHES		
Rank	Opponent (Date)	Assists
1.	North Carolina State (11/7/1986)	95
2.	Arkansas (11/2/2007)	80
3.	Tennessee (11/11/2007)	79
	Northern Illinois (9/8/2000)	79
5.	Auburn (9/14/2007)	76

ACES

3-SET MATCHES		
Rank	Opponent (Date)	Aces
1.	Auburn (10/17/2004)	16
	Alabama (9/29/2002)	16
	Creighton (9/7/2002)	16
	Auburn (10/11/1998)	16
5.	Auburn (9/27/2002)	15
	Tennessee (10/26/1997)	15

4-SET MATCHES		
Rank	Opponent (Date)	Aces
1.	Jacksonville (9/6/1991)	22
2.	Kentucky (11/8/1998)	16
	Arkansas (10/5/1997)	16
	Western Carolina (9/3/1993)	16
5.	Mississippi (10/12/1997)	15

5-SET MATCHES		
Rank	Opponent (Date)	Aces
1.	Santa Clara (9/18/2003)	15
	New Mexico (9/8/2000)	15
	Washington State (9/23/1988)	15
4.	George Washington (9/20/2003)	14
5.	Indiana (9/13/2003)	13
	Michigan (9/17/1999)	13

DIGS

3-SET MATCHES		
Rank	Opponent (Date)	Digs
1.	Mississippi State (10/8/1995)	96
	UNC Greensboro (9/6/1995)	96
3.	Kentucky (10/30/1994)	92
4.	Appalachian State (9/24/1993)	91
5.	Mississippi State (11/17/1995)	89

4-SET MATCHES		
Rank	Opponent (Date)	Digs
1.	Charlotte (10/26/1993)	120
2.	Mississippi State (9/27/1996)	118
3.	LSU (10/25/1996)	113
4.	Kentucky (10/22/1993)	110
5.	Mississippi State (10/22/2000)	109

5-SET MATCHES		
Rank	Opponent (Date)	Digs
1.	Maryland (9/16/1995)	136
2.	Mississippi State (11/13/2010)	114
	George Washington (11/12/1988)	114
4.	Arkansas (11/2/2007)	108
5.	Tennessee (11/11/2007)	106
	Alabama (9/30/1994)	106

BLOCK SOLOS

3-SET MATCHES		
Rank	Opponent (Date)	Block Solos
1.	Mercer (9/3/2005)	9
2.	Georgia (10/24/2002)	7
3.	Lipscomb (9/11/2010)	6
	George Washington (9/1/2007)	6
	Tennessee (11/7/1997)	6
	Davidson (9/4/1995)	6

4-SET MATCHES		
Rank	Opponent (Date)	Block Solos
1.	Charlotte (10/5/1988)	17
2.	Illinois-Chicago (9/7/1996)	12
3.	Dayton (8/29/2008)	8
	UNC Asheville (9/25/1993)	8
	Florida (9/6/1986)	8

5-SET MATCHES		
Rank	Opponent (Date)	Block Solos
1.	Maryland (9/1/2007)	7
2.	Mississippi State (10/15/2006)	6
	Arkansas (9/25/2005)	6
	Memphis (11/22/1986)	6
5.	LSU (10/28/2007)	5

St. John's (9/8/2006)	5
Alabama (9/30/1994)	5

BLOCK ASSISTS

3-SET MATCHES		
Rank	Opponent (Date)	Block Assists
1.	Tennessee (11/9/2005)	28
	Kentucky (10/20/1995)	28
3.	Auburn (10/31/2003)	26
	Illinois State (12/4/1997)	26
	Mississippi State (10/8/1995)	26

4-SET MATCHES		
Rank	Opponent (Date)	Block Assists
1.	Georgia (11/12/1995)	36
2.	Mississippi (10/8/2004)	34
3.	North Carolina (9/10/2005)	32
4.	Kentucky (10/16/1998)	30
	Tennessee (10/14/1994)	30

5-SET MATCHES		
Rank	Opponent (Date)	Block Assists
1.	College of Charleston (9/7/1991)	41
2.	Kentucky (10/7/1994)	36
3.	College of Charleston (10/20/1993)	34
4.	St. John's (9/8/2006)	30
5.	Santa Clara (9/18/2003)	28
	Michigan (9/17/1999)	28
	Colorado State (12/4/1998)	28
	UCF (8/31/1996)	28
	Memphis (11/22/1986)	28

TOTAL BLOCKS

3-SET MATCHES		
Rank	Opponent (Date)	Total Blocks
1.	Kentucky (10/20/1995)	18.0
2.	Mercer (9/3/2005)	17.0
3.	Tennessee (11/9/2005)	16.0
4.	Winthrop (11/26/2005)	14.0
	Auburn (10/31/2003)	14.0
	Illinois State (12/4/1997)	14.0
	Alabama (10/1/1993)	14.0

4-SET MATCHES		
Rank	Opponent (Date)	Total Blocks
1.	Tennessee (10/14/1994)	22.0
2.	Mississippi (10/8/2004)	21.0
	Georgia (11/12/1995)	21.0
4.	UNC Asheville (9/25/1993)	20.0
5.	North Carolina (9/10/2005)	19.0
	American (12/5/2002)	19.0

5-SET MATCHES		
Rank	Opponent (Date)	Total Blocks
1.	North Carolina (10/19/1988)	22.0
2.	College of Charleston (9/7/1991)	21.5
3.	College of Charleston (10/20/1993)	21.0
4.	St. John's (9/8/2006)	20.0
	Memphis (11/22/1986)	20.0

Note: Box scores are only available from 1993 to the present. Limited historical records prior to 1993 were used to aid in the composition of individual match records as well.



SCOTT SWANSON

Head Coach • Third Year at South Carolina

- Coached seven teams that played in the NCAA Tournament (Arizona State 1999, 2000, Minnesota 2006-10)
- Part of staff for seven All-Americans
- Recruited three top-10 classes to Minnesota

The 11th head coach in Gamecock Volleyball history, Scott Swanson looks to continue building the South Carolina program into a national contender entering his third season in Columbia.

Swanson guided the Gamecocks to an 18-14 record last season, the program's second winning season in the last decade. South Carolina got off to a program-best 13-0 start and improved its hitting percentage for a second straight season, ranking second in the SEC with a percentage of .255, an improvement of 29 points from the previous year. Outside hitter Juliette Thévenin garnered second-team All-SEC honors after she ranked second in SEC play with 4.40 kills per set and 4.81 points per set, becoming the first Gamecock since 2008 to receive an All-SEC award.

In Swanson's first season, the Gamecocks went 14-16 and improved its offensive efficiency and its backline defense under his guidance. The team led the SEC with a 16.78 digs average, the best mark in four years for the Gamecocks, and hit .226, a 45-point improvement from the 2011 season. Three times, South Carolina student-athletes garnered an SEC weekly award, with Thévenin picking up the first offensive listing and Paige Wheeler twice gaining the defensive certificate.

Swanson's teams have also proved themselves in the classroom, earning the Team Academic Award from the American Volleyball Coaches Association in 2011-12 and 2012-13. A total of 15 Gamecocks made the SEC Academic Honor Rolls in 2012-13, and thirteen received the honor in 2011-12. The team also claimed the department's Life Skills Team of the Year award in 2011-12, honoring the group for its academic achievements, personal development and work in the community.

Prior to his current head coaching job, Swanson spent five years on the sidelines for the Golden Gophers, helping the team to five-consecutive NCAA Tournament appearances and a 125-46 record. Three times, Minnesota finished second in the Big Ten behind perennial power Penn State. The 2009 team advanced to the national semifinals in the NCAA Tournament.

During his tenure in Minneapolis, Swanson helped the Golden Gophers become an elite blocking team. In five years, Minnesota never ranked lower than 35th in NCAA Division I in blocks. The 2007 team set a program record with 3.54 blocks per set. Five Golden Gophers earned All-America accolades during those five years, including 2009 first-team middle blocker and 2012 US National Team pool member Lauren Gibbemeyer.

Swanson also led the Gophers' recruiting efforts, posting three top-10 recruiting classes according to PrepVolleyball.com. The 2009 group earned top honors from the outlet.

The summer of 2009, Swanson spent time with USA Volleyball's A-2 Junior National Team, and he coached the USA Red team to a second-place showing in the 2008 USA Adult Open Championships.

Swanson brings in four years of head coaching experience to Columbia after his tenure at the University of Texas-El Paso. With a 50-61 career record, Swanson had the team on the brink of the NCAA Tournament in 2005, when the Miners went 21-10. Three players earned all-conference honors under Swanson's tutelage, including honorable mention All-American Kari Stacy. He also inked a high school All-American and saw his team improve in the classroom to a department-best 3.2 GPA in 2005.

Prior to UTEP, Swanson spent six years at his alma mater, Arizona State. He helped the team to two NCAA Tournament appearances during his time in Tempe and coached one second-team All-American and two Pac-10 All-Freshman Team players. Two of his Sun Devil players garnered Academic All-America certificates as well.

Swanson started his coaching career at Mountain View (Ariz.) High School, working as an assistant with the varsity team and leading his junior varsity group to a 17-1 record. As a head coach with the Arizona East Valley Juniors club, he led a 16-1s team to a national runner-up finish and earned Cactus Region Coach of the Year honors. He also served as head coach at Camelback High School before landing the job with Arizona State, where he also played club volleyball.

A graduate of ASU, Swanson is married to the former Erin Meier. The couple has one daughter, Rylee Sue.

HEAD COACHING RECORD

Year	School	W	L	PCT	W	L	PCT	Finish
2002	UTEP	11	14	.440	6	7	.462	2nd WAC East
2003	UTEP	8	22	.267	2	11	.154	5th WAC East
2004	UTEP	10	15	.400	2	11	.154	4th WAC East
2005	UTEP	21	10	.677	10	6	.625	4th CUSA
2011	South Carolina	14	16	.467	5	15	.250	5th SEC East
2012	South Carolina	18	14	.563	6	14	.300	6th SEC East
2013	South Carolina	12	16	.429	3	12	.200	--
TOTAL	6+ Years	94	107	.468	34	76	.309	

ASSISTANT COACHING RECORD

Year	School	W	L	PCT	W	L	PCT	Finish
1996	Arizona State	9	15	.375	4	14	.222	8th Pac-10
1997	Arizona State	13	16	.448	4	14	.222	8th Pac-10
1998	Arizona State	11	14	.440	8	10	.444	T-5th Pac-10
1999	Arizona State	14	13	.519	10	8	.556	5th Pac-10
2000	Arizona State	18	12	.600	9	9	.500	T-5th Pac-10
2001	Arizona State	10	16	.385	5	13	.278	7th Pac-10
2006	Minnesota	26	8	.765	17	3	.850	T-2nd Big Ten
2007	Minnesota	18	13	.581	11	9	.550	T-3rd Big Ten
2008	Minnesota	27	7	.794	16	4	.800	2nd Big Ten
2009	Minnesota	28	9	.757	15	5	.750	3rd Big Ten
2010	Minnesota	26	8	.765	14	6	.700	2nd Big Ten
TOTAL	11 Years	200	131	.604	113	95	.543	

THE SWANSON TIMELINE

Coaching

2011-present	Head coach, South Carolina
2006-2010	Assistant coach, associate head coach, Minnesota
2009	Assistant coach, USA Volleyball A-2 Women's Team
2002-2005	Head coach, UTEP
1996-2001	Assistant coach, associate head coach, Arizona State
1994-1995	Head coach, Camelback High School
1993-2000	Head coach, Arizona East Valley Juniors
1991-1992	Assistant coach, Mountain View High School

Education

1995	B.A., Family studies and human development, Arizona State
------	---



1 - HELEN RÉCABORDE

5-10 • Fr. • S • Atlanta, Ga. (Atlanta International)

SEASON NOTES

Played in all three sets in the season opener vs. South Carolina State (8/30)...Recorded a match-high 14 assists...Filled in at setter midway through match vs. Duke (9/14) and recorded 11 assists and five digs in two sets...Saw time in win over Robert Morris (9/21) and registered one kill, two assists, two digs and a block assist...Played in the third set against No. 15 Kentucky and distributed nine assists...Distributed 10 assists and had five digs, one kill and one block assist at Mississippi State (10/18)...Made first career start at No. 20 Kentucky (11/8) and recorded 22 assists, one kill and two digs...Registered a career-high 23 assists, five digs and two blocks at Georgia (11/10)...Finished with 21 assists, three digs and a service ace at No. 5 Florida (11/13)...Posted a career-high 34 assists, seven digs, two kills and two blocks against Alabama (11/15)...Had 28 assists and two digs against No. 7 Missouri (11/17).

Season Highs

Kills
2, Alabama (11/15)

Attempts
6, Alabama (11/15)

Hit. % (Min. 12 Att.)
N/A

Assists
34, Alabama (11/15)

Service Aces
2, SC State (8/30)

Digs
7, Alabama (11/15)

Blocks Solo
N/A

Block Assists
2, 2x, last vs. Alabama (11/15)

Total Blocks
2, 2x, last vs. Alabama (11/15)

2013 Match-By-Match Statistics

DATE	OPP	SP	KILL	ERR	ATT	PCT	AST	SA	SE	RE	DIG	BS	BA	BE	TB	BHE	P
8/30	South Carolina State	3	1	1	2	.000	14	2	0	0	5	0	0	0	0.0	3	3.0
8/30	FIU	--	--	--	--	--	--	--	DNP	--	--	--	--	--	--	--	--
8/31	High Point	--	--	--	--	--	--	--	DNP	--	--	--	--	--	--	--	--
9/6	at Clemson	--	--	--	--	--	--	--	DNP	--	--	--	--	--	--	--	--
9/7	vs. Furman	--	--	--	--	--	--	--	DNP	--	--	--	--	--	--	--	--
9/7	vs. Winthrop	--	--	--	--	--	--	--	DNP	--	--	--	--	--	--	--	--
9/13	vs. Utah State	--	--	--	--	--	--	--	DNP	--	--	--	--	--	--	--	--
9/13	vs. Liberty	--	--	--	--	--	--	--	DNP	--	--	--	--	--	--	--	--
9/14	at Duke	2	0	0	0	.000	11	0	0	0	5	0	0	0	0.0	1	0.0
9/20	Western Carolina	--	--	--	--	--	--	--	DNP	--	--	--	--	--	--	--	--
9/21	Robert Morris	1	1	0	1	1.000	2	0	0	0	2	0	1	0	1.0	0	1.5
9/21	Presbyterian	--	--	--	--	--	--	--	DNP	--	--	--	--	--	--	--	--
9/27	at Missouri	--	--	--	--	--	--	--	DNP	--	--	--	--	--	--	--	--
9/29	at Tennessee	--	--	--	--	--	--	--	DNP	--	--	--	--	--	--	--	--
10/4	Arkansas	--	--	--	--	--	--	--	DNP	--	--	--	--	--	--	--	--
10/6	Texas A&M	--	--	--	--	--	--	--	DNP	--	--	--	--	--	--	--	--
10/11	Georgia	--	--	--	--	--	--	--	DNP	--	--	--	--	--	--	--	--
10/13	Kentucky	1	0	0	1	.000	9	0	0	0	0	0	0	0	0.0	2	0.0
10/18	at Mississippi State	2	1	0	3	.333	10	0	1	0	5	0	1	0	1.0	1	1.5
10/20	at Mississippi	--	--	--	--	--	--	--	DNP	--	--	--	--	--	--	--	--
10/25	Tennessee	--	--	--	--	--	--	--	DNP	--	--	--	--	--	--	--	--
10/27	Auburn	--	--	--	--	--	--	--	DNP	--	--	--	--	--	--	--	--
10/30	Coastal Carolina	--	--	--	--	--	--	--	DNP	--	--	--	--	--	--	--	--
11/8	at Kentucky	3	1	4	5	-.600	22	0	2	0	2	0	0	0	0.0	2	1.0
11/10	at Georgia	3	0	0	1	.000	23	0	0	0	5	0	2	0	2.0	0	1.0
11/13	at Florida	3	0	1	1	-1.000	21	1	1	0	3	0	0	0	0.0	0	1.0
11/15	Alabama	3	2	1	6	.167	34	0	4	0	7	0	2	0	2.0	0	3.0
11/17	Missouri	3	0	2	4	-.500	28	0	1	0	2	0	0	0	0.0	1	0.0
11/22	at Arkansas	--	--	--	--	--	--	--	--	--	--	--	--	--	--	--	--
11/24	LSU	--	--	--	--	--	--	--	--	--	--	--	--	--	--	--	--
11/27	at Texas A&M	--	--	--	--	--	--	--	--	--	--	--	--	--	--	--	--

CAREER STATISTICS

YEAR	SP	MP	KILL	K/S	ERR	ATT	PCT	AST	A/S	SA	SA/S	SE	DIG	D/S	RE	BS	BA	TB	B/S	BE	BHE	P	P/S
2013	24	10	6	0.25	9	24	-.125	174	7.25	3	0.12	9	36	1.50	0	0	6	6	0.25	0	10	12.0	0.50



2 - ERIN NEUENFELDT

5-10 • Fr. • OH/DS • Birmingham, Mich. (Seaholm)

SEASON NOTES

Has not played.

Season Highs

- Kills N/A
- Attempts N/A
- Hit. % (Min. 12 Att.) N/A
- Assists N/A
- Service Aces N/A
- Digs N/A
- Blocks Solo N/A
- Block Assists N/A
- Total Blocks N/A

2013 Match-By-Match Statistics

DATE	OPP	SP	KILL	ERR	ATT	PCT	AST	SA	SE	RE	DIG	BS	BA	BE	TB	BHE	P
8/30	South Carolina State	--	--	--	--	--	--	--	DNP	--	--	--	--	--	--	--	--
8/30	FIU	--	--	--	--	--	--	--	DNP	--	--	--	--	--	--	--	--
8/31	High Point	--	--	--	--	--	--	--	DNP	--	--	--	--	--	--	--	--
9/6	at Clemson	--	--	--	--	--	--	--	DNP	--	--	--	--	--	--	--	--
9/7	vs. Furman	--	--	--	--	--	--	--	DNP	--	--	--	--	--	--	--	--
9/7	vs. Winthrop	--	--	--	--	--	--	--	DNP	--	--	--	--	--	--	--	--
9/13	vs. Utah State	--	--	--	--	--	--	--	DNP	--	--	--	--	--	--	--	--
9/13	vs. Liberty	--	--	--	--	--	--	--	DNP	--	--	--	--	--	--	--	--
9/14	at Duke	--	--	--	--	--	--	--	DNP	--	--	--	--	--	--	--	--
9/20	Western Carolina	--	--	--	--	--	--	--	DNP	--	--	--	--	--	--	--	--
9/21	Robert Morris	--	--	--	--	--	--	--	DNP	--	--	--	--	--	--	--	--
9/21	Presbyterian	--	--	--	--	--	--	--	DNP	--	--	--	--	--	--	--	--
9/27	at Missouri	--	--	--	--	--	--	--	DNP	--	--	--	--	--	--	--	--
9/29	at Tennessee	--	--	--	--	--	--	--	DNP	--	--	--	--	--	--	--	--
10/4	Arkansas	--	--	--	--	--	--	--	DNP	--	--	--	--	--	--	--	--
10/6	Texas A&M	--	--	--	--	--	--	--	DNP	--	--	--	--	--	--	--	--
10/11	Georgia	--	--	--	--	--	--	--	DNP	--	--	--	--	--	--	--	--
10/13	Kentucky	--	--	--	--	--	--	--	DNP	--	--	--	--	--	--	--	--
10/18	at Mississippi State	--	--	--	--	--	--	--	DNP	--	--	--	--	--	--	--	--
10/20	at Mississippi	--	--	--	--	--	--	--	DNP	--	--	--	--	--	--	--	--
10/25	Tennessee	--	--	--	--	--	--	--	DNP	--	--	--	--	--	--	--	--
10/27	Auburn	--	--	--	--	--	--	--	DNP	--	--	--	--	--	--	--	--
10/30	Coastal Carolina	--	--	--	--	--	--	--	DNP	--	--	--	--	--	--	--	--
11/8	at Kentucky	--	--	--	--	--	--	--	DNP	--	--	--	--	--	--	--	--
11/10	at Georgia	--	--	--	--	--	--	--	DNP	--	--	--	--	--	--	--	--
11/13	at Florida	--	--	--	--	--	--	--	DNP	--	--	--	--	--	--	--	--
11/15	Alabama	--	--	--	--	--	--	--	DNP	--	--	--	--	--	--	--	--
11/17	Missouri	--	--	--	--	--	--	--	DNP	--	--	--	--	--	--	--	--
11/22	at Arkansas	--	--	--	--	--	--	--	DNP	--	--	--	--	--	--	--	--
11/24	LSU	--	--	--	--	--	--	--	DNP	--	--	--	--	--	--	--	--
11/27	at Texas A&M	--	--	--	--	--	--	--	DNP	--	--	--	--	--	--	--	--

CAREER STATISTICS

YEAR	SP	MP	KILL	K/S	ERR	ATT	PCT	AST	A/S	SA	SA/S	SE	DIG	D/S	RE	BS	BA	TB	B/S	BE	BHE	P	P/S
2013	--	--	--	--	--	--	--	--	--	--	--	--	--	--	--	--	--	--	--	--	--	--	--



3 - DESSAA LEGROS

5-10 • Fr. • MB/OH • Kennesaw, Ga. (Allatoona)

SEASON NOTES

Played all nine sets in the Gamecock Invitational...Averaged 2.78 kills per set while hitting .345 for the tournament...Recorded 10 kills on 15 attacks (.667) in the opener vs. South Carolina State (8/30)...Saw action in two sets vs. Utah State (9/13) and recorded one kill... Played in all three matches of the Carolina Classic...Hit .429 to finish with seven kills in win over Robert Morris (9/21)...Finished with seven kills, two digs and a block assist at Missouri (9/27)...Produced career-high 12 kills and four digs in win at Tennessee (9/29)... Contributed a kill, an assist, a dig and a block assist against Arkansas (10/4)...Tallied five kills and a block assist in win over Texas A&M (10/6)...Registered five kills while hitting .348 and recorded a season-high two block assists against Georgia (10/11)...Had four kills and three digs against No. 15 Kentucky (10/13)...Had one kill at Mississippi State (10/18)...Finished with three kills and a dig against Tennessee (10/25)...Recorded a dig and a block assists against Auburn (10/27)...Contributed five kills, a dig and a block assist at No. 20 Kentucky (11/8)...Tallied two kills, two digs and a block assist at Georgia (11/10)...Registered four kills and a block at No. 5 Florida (11/13)...Posted 10 kills and two digs against Alabama (11/15)...Had three kills against No. 7 Missouri (11/17).

- Season Highs**
- Kills**
12, Tennessee (9/29)
- Attempts**
35, Tennessee (9/29)
- Hit. % (Min. 12 Att.)**
.667, SC State (8/30)
- Assists**
2, Furman (9/7)
- Service Aces**
N/A
- Digs**
4, Tennessee (9/29)
- Blocks Solo**
N/A
- Block Assists**
2, Georgia (10/11)
- Total Blocks**
2, Georgia (10/11)

2013 Match-By-Match Statistics																		
DATE	OPP	SP	KILL	ERR	ATT	PCT	AST	SA	SE	RE	DIG	BS	BA	BE	TB	BHE	P	
8/30	South Carolina State	3	10	0	15	.667	0	0	0	0	0	0	0	0	0.0	0	10.0	
8/30	FIU	3	7	3	20	.200	0	0	0	0	0	0	1	0	1.0	0	7.5	
8/31	High Point	3	8	2	23	.261	0	0	0	0	1	0	1	0	1.0	0	8.5	
9/6	at Clemson	3	4	5	18	-.056	0	0	0	0	2	0	1	0	1.0	0	4.5	
9/7	vs. Furman	4	4	3	12	.083	2	0	0	0	3	0	0	1	0.0	0	4.0	
9/7	vs. Winthrop	1	0	0	0	.000	0	0	0	0	0	0	0	0	0.0	0	0.0	
9/13	vs. Utah State	2	1	3	7	-.286	0	0	0	0	1	0	0	0	0.0	0	1.0	
9/13	vs. Liberty	--	--	--	--	--	--	DNP	--	--	--	--	--	--	--	--	--	
9/14	at Duke	2	0	0	1	.000	0	0	0	0	0	0	0	0	0.0	0	0.0	
9/20	Western Carolina	1	1	1	3	.000	0	0	0	0	0	0	0	0	0.0	0	1.0	
9/21	Robert Morris	3	7	1	14	.429	0	0	0	0	1	0	0	1	0.0	0	7.0	
9/21	Presbyterian	3	2	5	15	-.200	0	0	0	0	0	0	0	0	0.0	0	2.0	
9/27	at Missouri	3	7	4	15	.200	0	0	0	0	2	0	1	0	1.0	0	7.5	
9/29	at Tennessee	4	12	3	35	.257	1	0	0	0	4	0	1	0	1.0	0	12.5	
10/4	Arkansas	4	1	4	14	-.214	1	0	0	0	1	0	1	0	1.0	0	1.5	
10/6	Texas A&M	4	5	2	17	.176	0	0	0	0	0	0	1	0	1.0	0	5.5	
10/11	Georgia	3	9	1	23	.348	1	0	0	1	0	0	2	0	2.0	0	10.0	
10/13	Kentucky	3	4	7	26	-.115	0	0	0	0	3	0	1	0	1.0	0	4.5	
10/18	at Mississippi State	2	1	3	4	-.500	0	0	0	0	0	0	0	0	0.0	0	1.0	
10/20	at Mississippi	1	0	0	1	.000	0	0	0	0	0	0	0	0	0.0	0	0.0	
10/25	Tennessee	3	3	5	13	-.154	0	0	0	0	1	0	0	0	0.0	0	3.0	
10/27	Auburn	1	0	3	12	-.250	0	0	0	0	1	0	1	0	1.0	0	0.5	
10/30	Coastal Carolina	--	--	--	--	--	--	DNP	--	--	--	--	--	--	--	--	--	
11/8	at Kentucky	3	5	3	13	.154	0	0	0	0	1	0	1	0	1.0	0	5.5	
11/10	at Georgia	3	2	0	11	.182	0	0	0	0	2	0	1	0	1.0	0	2.5	
11/13	at Florida	1	4	2	7	.286	0	0	0	1	0	0	1	0	1.0	0	4.5	
11/15	Alabama	3	10	6	32	.125	0	0	0	2	2	0	0	0	0.0	0	10.0	
11/17	Missouri	2	3	4	13	-.077	0	0	0	0	0	0	0	0	0.0	0	3.0	
11/22	at Arkansas																	
11/24	LSU																	
11/27	at Texas A&M																	

CAREER STATISTICS

YEAR	SP	MP	KILL	K/S	ERR	ATT	PCT	AST	A/S	SA	SA/S	SE	DIG	D/S	RE	BS	BA	TB	B/S	BE	BHE	P	P/S
2013	68	26	110	1.62	70	364	.110	5	0.07	0	0.00	0	25	0.37	4	0	14	14	0.21	2	0	117.0	1.72



4 - DARIAN DOZIER

6-1 • So. • MB/RS • Sandy Spring, Md. (St. Johns College)

SEASON NOTES

Started all three matches and played all nine sets in the Gamecock Invitational...Averaged 1.78 blocks per set, which leads the SEC... Averaged 2.00 kills per set while hitting .324 for the tournament...Recorded six kills and six block assists in win over South Carolina State (8/30)...Tallied career-high eight blocks in win over High Point (8/31)...Finished with 11 kills (.391) in loss at Clemson (9/6)... Contributed career-high six digs and five block assists against the Tigers...Named to All-Tournament Team at Duke Invitational... Posted 14 kills while hitting .407 and two service aces in win over Utah State (9/13)...Added four digs and four blocks against the Aggies...Hit .353 to record eight kills and produced five blocks in sweep of Liberty (9/13)...Had six kills and four block assists in four-set loss to Duke (9/14)...Earned Carolina Classic All-Tournament honors...Hit career-best .625 to register 10 kills in sweep of Western Carolina (9/20)...Had six kills and seven blocks against Robert Morris (9/21)...Finished with seven kills with a hitting percentage of .375 and five blocks in sweep of Presbyterian (9/21)...Had four kills, three block assists and two digs at Missouri (9/27)...Hit .304 to record nine kills and added six blocks and three digs in win at Tennessee (9/29)...Had seven kills with a hitting percentage of .438 and six block assists against Arkansas (10/4)...Produced a career-high 18 kills while hitting .571 and six block assists in win over Texas A&M (10/6)...Finished with four kills and three digs against Georgia (10/11)...Had eight kills while hitting .385 and three block assists against No. 15 Kentucky (10/13)...Contributed four kills and six blocks at Mississippi State (10/18)...Recorded nine kills while hitting .600 with no errors in win at Ole Miss (10/20)...Registered three kills and four blocks against Tennessee (10/25)...Chipped in 10 kills and two blocks against Auburn (10/27)...Tallied 10 kills and seven blocks in win over Coastal Carolina (10/30)...Hit .417 to record six kills and three blocks at No. 20 Kentucky (11/8)...Produced seven kills and two blocks at Georgia (11/10)...Delivered three kills, three digs and two blocks at No. 5 Florida (11/13)...Had five kills, three digs and a pair of blocks against Alabama (11/15)... Posted five kills and a block against No. 7 Missouri (11/17).

- Season Highs**
Kills
 18, Texas A&M (10/6)
Attempts
 28, 2x, last vs. Coastal Carolina (10/30)
Hit. % (Min. 12 Att.)
 .625, Western Carolina (9/20)
Assists
 1, 4x, last vs. Mississippi State (10/18)
Service Aces
 2, Utah State (9/13)
Digs
 6, Clemson (9/6)
Blocks Solo
 1, 7x, last vs. Georgia (11/10)
Block Assists
 8, High Point (8/31)
Total Blocks
 8, High Point (8/31)
-
- Career Highs**
Kills
 18, Texas A&M (10/6/13)
Attempts
 28, Texas A&M (10/6/13)
Hit. % (Min. 12 Att.)
 .625, Western Carolina (9/20/13)
Assists
 2, LSU (9/16/12)
Service Aces
 2, Utah State (9/13/13)
Digs
 6, Clemson (9/6/13)
Blocks Solo
 2, 2x, last Mississippi (9/30/12)
Block Assists
 8, High Point (8/31/13)
Total Blocks
 8, High Point (8/31/13)

DATE	OPP	SP	KILL	ERR	ATT	PCT	AST	SA	SE	RE	DIG	BS	BA	BE	TB	BHE	P
8/30	South Carolina State	3	6	2	12	.333	0	1	0	0	0	0	6	0	6.0	0	10.0
8/30	FIU	3	7	2	16	.312	0	0	0	0	2	0	2	0	2.0	0	8.0
8/31	High Point	3	5	2	9	.333	0	0	1	0	2	0	8	1	8.0	0	9.0
9/6	at Clemson	5	11	2	23	.391	1	0	2	0	6	0	5	0	5.0	0	13.5
9/7	vs. Furman	4	6	2	16	.250	0	1	0	0	5	0	2	0	2.0	0	8.0
9/7	vs. Winthrop	5	4	5	19	-.053	1	0	2	0	1	0	5	0	5.0	0	6.5
9/13	vs. Utah State	4	14	3	27	.407	0	2	1	0	4	1	3	0	4.0	0	18.5
9/13	vs. Liberty	3	8	2	17	.353	0	0	0	0	3	0	5	0	5.0	0	10.5
9/14	at Duke	4	6	2	16	.250	0	1	0	0	0	0	4	0	4.0	0	9.0
9/20	Western Carolina	3	10	0	16	.625	0	0	1	0	4	0	2	0	2.0	0	11.0
9/21	vs. Robert Morris	4	6	1	17	.294	0	0	2	0	3	0	7	1	7.0	1	9.5
9/21	Presbyterian	3	7	1	16	.375	0	0	1	0	0	0	5	0	5.0	0	9.5
9/27	at Missouri	3	4	1	10	.300	0	0	1	0	2	0	3	0	3.0	0	5.5
9/29	at Tennessee	4	9	2	23	.304	0	0	2	0	3	1	5	1	6.0	1	12.5
10/4	Arkansas	5	7	0	16	.438	0	0	1	0	2	0	6	0	6.0	0	10.0
10/6	Texas A&M	4	18	2	28	.571	1	0	1	0	4	0	6	1	6.0	1	21.0
10/11	Georgia	3	4	2	15	.133	0	0	2	0	3	0	0	0	0.0	0	4.0
10/13	Kentucky	3	8	3	13	.385	0	0	1	0	3	0	3	0	3.0	0	9.5
10/18	at Mississippi State	3	4	2	17	.118	1	0	0	0	0	1	5	0	6.0	0	7.5
10/20	at Mississippi	4	9	0	15	.600	0	0	0	0	2	0	1	0	1.0	0	9.5
10/25	Tennessee	3	3	2	12	.083	0	0	1	0	0	1	3	1	4.0	0	5.5
10/27	Auburn	3	10	4	22	.273	0	0	0	0	2	0	2	0	2.0	1	11.0
10/30	Coastal Carolina	5	10	6	28	.143	0	0	1	0	3	1	6	1	7.0	0	14.0
11/8	at Kentucky	3	6	1	12	.417	0	1	0	0	0	1	2	0	3.0	0	9.0
11/10	at Georgia	3	7	5	14	.143	0	0	1	0	0	1	1	0	2.0	0	8.5
11/13	at Florida	3	3	2	14	.071	1	0	0	0	3	0	2	0	2.0	0	4.0
11/15	Alabama	3	5	3	17	.118	0	1	0	0	3	0	2	0	2.0	0	7.0
11/17	Missouri	3	5	3	13	.154	0	0	1	0	1	0	1	1	1.0	0	5.5
11/22	at Arkansas																
11/24	LSU																
11/27	at Texas A&M																

CAREER STATISTICS

YEAR	SP	MP	KILL	K/S	ERR	ATT	PCT	AST	A/S	SA	SA/S	SE	DIG	D/S	RE	BS	BA	TB	B/S	BE	BHE	P	P/S
2012	96	31	129	1.34	43	325	.265	6	0.06	0	0.00	0	24	0.25	0	7	60	67	0.70	12	0	166.0	1.73
2013	99	28	202	2.04	62	473	.296	5	0.05	7	0.07	22	61	0.62	0	7	102	109	1.10	7	4	267.0	2.70
TOTAL	195	59	331	1.70	105	798	.283	11	0.06	7	0.04	22	85	0.44	0	14	162	176	0.90	19	4	433.0	2.22



6 - SARAH BLOMGREN

5-11 • So. • RS/OH • Canyon Country, Calif. (Saugus)

SEASON NOTES

Started two matches in the Gamecock Invitational...Recorded career-high five blocks and seven kills in win over High Point (8/31)... Hit .321 to produce 13 kills in loss to Furman (9/7)...Tallied career-high 14 kills on .357 hitting and three digs in loss to Winthrop (9/7)...Produced seven kills and three blocks in win over Utah State (9/13)...Played all three sets in sweep up Liberty (9/13), recording three kills and four blocks...Finished with 10 kills and two blocks in loss to Duke (9/14)...Had six kills in sweep of Western Carolina (9/20)...Registered five kills and five blocks in win over Robert Morris (9/21)...Chipped in five kills and matched career high with five blocks against Presbyterian (9/21)...Finished with one kill and a block assist at Missouri (9/27)...Contributed two kills and two block assists in win at Tennessee (9/29)...Had 11 kills and three blocks against Arkansas (10/4)...Tallied 10 kills and two block assists in win over Texas A&M (10/6)...Registered four kills and a pair of block assists against Georgia (10/11)...Had five kills, three digs and three block assists against No. 15 Kentucky (10/13)...Pitched in 10 kills while hitting .318 and two blocks at Mississippi State (10/18)...Hit .455 to record 12 kills in win at Ole Miss (10/20)...Tallied team-high 10 kills, a career-high five digs and three block assists against Tennessee (10/25)...Pitched in seven kills while hitting .353 and a block against Auburn (10/27)...Registered nine kills and three blocks in win over Coastal Carolina (10/30)...Finished with four kills at No. 20 Kentucky (11/8)...Produced a team-high 10 kills, three digs and first career service ace at Georgia (11/10)...Had five kills at No. 5 Florida (11/13)...Contributed six kills and a block against Alabama (11/15)...Finished with six kills and a block against No. 7 Missouri (11/17).

- Season Highs**
- Kills**
14, Winthrop (9/7)
- Attempts**
30, Georgia (11/10)
- Hit. % (Min. 12 Att.)**
.462, FIU (8/30)
- Assists**
1, 7x, last vs. Georgia (11/10)
- Service Aces**
1, Georgia (11/10)
- Digs**
5, Tennessee (10/25)
- Blocks Solo**
1, 5x, last vs. Ole Miss (10/20)
- Block Assists**
5, 3x, last vs. Presbyterian (9/21)
- Total Blocks**
5, 3x, last vs. Presbyterian (9/21)

- Career Highs**
- Kills**
14, Winthrop (9/7/13)
- Attempts**
28, 3x, last vs. Duke (9/14/13)
- Hit. % (Min. 12 Att.)**
.462, FIU (8/30/13)
- Assists**
2, LSU (9/16/12)
- Service Aces**
1, Georgia (11/10/13)
- Digs**
5, Tennessee (10/25/13)
- Blocks Solo**
1, 4x, last vs. Arkansas (10/4/13)
- Block Assists**
5, 3x, last vs. Presbyterian (9/21/13)
- Total Blocks**
5, 3x, last vs. Presbyterian (9/21/13)

2013 Match-By-Match Statistics																		
DATE	OPP	SP	KILL	ERR	ATT	PCT	AST	SA	SE	RE	DIG	BS	BA	BE	TB	BHE	P	
8/30	South Carolina State	--	--	--	--	--	--	--	DNP	--	--	--	--	--	--	--	--	--
8/30	FIU	3	7	1	13	.462	0	0	0	0	1	0	1	0	1.0	0	7.5	
8/31	High Point	3	7	4	16	.188	0	0	0	0	0	0	5	0	5.0	0	9.5	
9/6	at Clemson	5	8	5	20	.150	0	0	0	0	2	0	3	0	3.0	0	9.5	
9/7	vs. Furman	4	13	4	28	.321	1	0	0	0	0	0	1	1	1.0	0	13.5	
9/7	vs. Winthrop	5	14	4	28	.357	1	0	0	0	3	1	1	0	2.0	0	15.5	
9/13	vs. Utah State	4	7	6	18	.056	1	0	0	0	0	1	2	3	3.0	0	9.0	
9/13	vs. Liberty	3	3	2	12	.083	0	0	0	0	1	1	3	0	4.0	0	5.5	
9/14	at Duke	4	10	4	28	.214	0	0	0	0	1	0	2	0	2.0	0	11.0	
9/20	Western Carolina	3	6	3	14	.214	0	0	0	0	1	0	1	0	1.0	0	6.5	
9/21	Robert Morris	4	5	3	20	.100	0	0	0	0	1	0	5	2	5.0	0	7.5	
9/21	Presbyterian	3	5	4	14	.071	1	0	0	0	0	0	5	0	5.0	0	7.5	
9/27	at Missouri	2	1	4	9	-.333	0	0	0	0	0	0	1	0	1.0	0	1.5	
9/29	at Tennessee	2	2	3	7	-.143	0	0	0	0	0	0	2	0	2.0	0	3.0	
10/4	Arkansas	5	11	4	26	.269	0	0	0	0	1	1	2	1	3.0	0	13.0	
10/6	Texas A&M	4	10	5	22	.227	0	0	0	0	0	0	2	0	2.0	0	11.0	
10/11	Georgia	3	4	2	9	.222	0	0	0	0	1	0	2	0	2.0	0	5.0	
10/13	Kentucky	3	5	2	12	.250	0	0	0	0	3	0	3	1	3.0	0	6.5	
10/18	at Mississippi State	3	10	3	22	.318	1	0	0	0	3	0	2	0	2.0	0	11.0	
10/20	at Mississippi	4	12	2	22	.455	0	0	0	0	1	1	1	0	2.0	0	13.5	
10/25	Tennessee	3	10	5	23	.217	0	0	0	0	5	0	3	0	3.0	0	11.5	
10/27	Auburn	3	7	1	17	.353	0	0	0	0	1	0	1	0	1.0	0	7.5	
10/30	Coastal Carolina	5	9	5	22	.182	1	0	0	0	1	0	3	1	3.0	0	10.5	
11/8	at Kentucky	3	4	5	17	-.059	0	0	0	0	1	0	0	0	0.0	0	4.0	
11/10	at Georgia	3	10	11	30	-.033	1	1	2	1	3	0	0	0	0.0	0	11.0	
11/13	at Florida	3	5	6	13	-.077	0	0	0	0	0	0	0	1	0.0	0	5.0	
11/15	Alabama	3	6	6	15	.000	0	0	0	0	1	0	1	0	1.0	0	6.5	
11/17	Missouri	3	6	4	15	.133	0	0	0	0	0	0	1	0	1.0	0	6.5	
11/22	at Arkansas																	
11/24	LSU																	
11/27	at Texas A&M																	

CAREER STATISTICS

YEAR	SP	MP	KILL	K/S	ERR	ATT	PCT	AST	A/S	SA	SA/S	SE	DIG	D/S	RE	BS	BA	TB	B/S	BE	BHE	P	P/S
2012	24	11	19	0.79	18	68	.015	0	0.00	0	0.00	0	2	0.08	0	1	7	8	0.33	4	0	23.5	0.96
2013	93	27	197	2.12	108	492	.181	7	0.08	1	0.01	2	31	0.33	1	5	53	58	0.62	10	0	229.5	2.46
TOTAL	117	38	216	1.85	126	560	.161	7	0.06	1	0.01	2	33	0.28	1	6	60	66	0.56	14	0	253.0	2.16



7 - JACQY ANGERMILLER

6-2 • Fr. • MB/RS • Dallas, Texas (LD Bell)

SEASON NOTES

Made collegiate debut in win over Utah State (9/13) after missing first six matches because of injury...Tallied eight kills while hitting .368 and four block assists against the Aggies...Hit a season-best .583 to record eight kills in sweep of Liberty (9/13)...Also had four blocks against the Flames...Finished with season-high nine blocks in loss to Duke (9/14)...Registered career-high 12 kills while hitting .409 in sweep of Western Carolina (9/20)...Chipped in eight kills and six blocks against Robert Morris (9/21)...Finished with eight kills and two blocks against Presbyterian (9/21)...Had one kill and a block assist at Missouri (9/27)...Chipped in five kills, five block assists and two digs in win at Tennessee (9/29)...Contributed nine kills and four block assists against Arkansas (10/4)...Tallied eight kills and two blocks in win over Texas A&M (10/6)...Registered six kills and seven blocks, including two block solos, against Georgia (10/11)...Had five kills and two block assists against No. 15 Kentucky (10/13)...Tallied one kill and one block assist at Mississippi State (10/18)...Contributed six kills, three digs and eight blocks in win at Ole Miss (10/20)...Finished with one kill and three blocks against Tennessee (10/25)...Registered seven kills while hitting .333 and four blocks against Auburn (10/27)...Contributed six kills and six block assists in win over Coastal Carolina (10/30)...Produced five kills while hitting .308 and had two solo blocks at No. 20 Kentucky (11/8)...Tallied three kills and a block at No. 5 Florida (11/13)...Posted four kills and four blocks against Alabama (11/15)...Pitched in two kills and a dig against No. 7 Missouri (11/17).

- Season Highs**
- Kills**
12, Western Carolina (9/20)
- Attempts**
26, Tennessee (9/29)
- Hit. % (Min. 12 Att.)**
.583, Liberty (9/13)
- Assists**
3, Ole Miss (10/20)
- Service Aces**
N/A

- Digs**
2, Tennessee (9/29)

- Blocks Solo**
2, 2x, last vs. Kentucky (11/8)

- Block Assists**
9, Duke (9/14)

- Total Blocks**
9, Duke (9/14)

		2013 Match-By-Match Statistics																
DATE	OPP	SP	KILL	ERR	ATT	PCT	AST	SA	SE	RE	DIG	BS	BA	BE	TB	BHE	P	
8/30	South Carolina State	--	--	--	--	--	--	--	DNP	--	--	--	--	--	--	--	--	
8/30	FIU	--	--	--	--	--	--	--	DNP	--	--	--	--	--	--	--	--	
8/31	High Point	--	--	--	--	--	--	--	DNP	--	--	--	--	--	--	--	--	
9/6	at Clemson	--	--	--	--	--	--	--	DNP	--	--	--	--	--	--	--	--	
9/7	vs. Furman	--	--	--	--	--	--	--	DNP	--	--	--	--	--	--	--	--	
9/7	vs. Winthrop	--	--	--	--	--	--	--	DNP	--	--	--	--	--	--	--	--	
9/13	vs. Utah State	3	8	1	19	.368	0	0	0	0	1	0	4	1	4.0	0	10.0	
9/13	vs. Liberty	3	8	1	12	.583	1	0	0	0	1	0	4	0	4.0	0	10.0	
9/14	at Duke	4	2	2	13	.000	0	0	0	0	1	0	9	1	9.0	0	6.5	
9/20	Western Carolina	3	12	3	22	.409	0	0	0	0	1	0	4	0	4.0	0	14.0	
9/21	Robert Morris	4	8	5	19	.158	0	0	0	0	0	0	6	0	6.0	0	11.0	
9/21	Presbyterian	3	8	0	14	.571	0	0	0	0	0	1	2	0	3.0	0	10.0	
9/27	at Missouri	3	1	1	9	.000	0	0	0	0	0	0	1	1	1.0	0	1.5	
9/29	at Tennessee	4	5	3	26	.077	0	0	0	0	2	0	5	1	5.0	0	7.5	
10/4	Arkansas	5	9	5	21	.190	0	0	0	0	0	0	4	0	4.0	0	11.0	
10/6	Texas A&M	4	8	3	19	.263	0	0	0	0	0	1	1	0	2.0	0	9.5	
10/11	Georgia	3	6	2	14	.286	0	0	0	1	1	2	5	1	7.0	0	10.5	
10/13	Kentucky	3	5	3	16	.125	0	0	0	0	1	0	2	1	2.0	0	6.0	
10/18	at Mississippi State	3	1	2	5	-.200	0	0	0	0	0	0	1	0	1.0	0	1.5	
10/20	at Mississippi	4	6	2	18	.222	3	0	0	0	0	1	7	0	8.0	0	10.5	
10/25	Tennessee	3	1	2	10	-.100	0	0	0	0	0	0	3	1	3.0	0	2.5	
10/27	Auburn	3	7	2	15	.333	0	0	0	0	1	0	4	0	4.0	1	9.0	
10/30	Coastal Carolina	5	6	2	21	.190	0	0	0	0	0	0	6	0	6.0	0	9.0	
11/8	at Kentucky	3	5	1	13	.308	0	0	0	0	2	2	0	0	2.0	0	7.0	
11/10	at Georgia	--	--	--	--	--	--	--	DNP	--	--	--	--	--	--	--	--	
11/13	at Florida	3	3	2	10	.100	0	0	0	0	0	0	1	0	1.0	0	3.5	
11/15	Alabama	3	4	2	12	.167	0	0	0	0	0	0	4	0	4.0	0	6.0	
11/17	Missouri	2	2	2	8	.000	0	0	0	0	1	0	0	1	0.0	0	2.0	
11/22	at Arkansas																	
11/24	LSU																	
11/27	at Texas A&M																	

CAREER STATISTICS

YEAR	SP	MP	KILL	K/S	ERR	ATT	PCT	AST	A/S	SA	SA/S	SE	DIG	D/S	RE	BS	BA	TB	B/S	BE	BHE	P	P/S
2013	71	21	115	1.62	46	316	.218	4	0.06	0	0.00	0	12	0.17	1	7	73	80	1.13	8	1	158.5	2.23



8 - KELLIE MCNEIL

6-0 • RS-So. • S • Eagan, Minn. (Lakeville North)

SEASON NOTES

Started all three matches in the Gamecock Invitational...Named to the All-Tournament Team...Averaged 8.75 assists per set for the tournament...Tallied eight kills, 25 assists and three block assists in win over High Point (8/31)...Turned in first double-double in Garnet and Black, recording 54 assists and 10 digs to go along with five kills and four block assists in loss at Clemson (9/6)...Distributed a season-high 56 assists in loss to Furman (9/7)...Hit .636 to tally seven kills and dish out 49 assists in loss to Winthrop (9/7)...Had four blocks against Eagles...Named to the Duke Invitational All-Tournament Team...Produced second double-double of the season, recording 46 assists and 11 digs in win over Utah State (9/13)...Also hit .364 to tally five kills and had three blocks against the Aggies...Finished with 37 assists, four kills, four blocks and four digs in sweep of Liberty (9/13)...Distributed 24 assists and recorded five blocks in loss to Duke (9/14)...Fell one dig shy of double-double in win over Western Carolina (9/20), finishing with 44 assists and nine digs...Distributed 46 assists and had four blocks against Robert Morris (9/21)...Had 26 assists, eight digs, four blocks and three kills in sweep of Presbyterian (9/21)...Finished with 21 assists at Missouri (9/27)...Recorded third double-double of the season in win at Tennessee (9/29) with 41 assists and a career-high 20 digs...Also had seven blocks, with two being solo...Finished with second straight double-double against Arkansas (10/4), recording 42 assists and 13 digs along with five blocks...Dished out 53 assists and had nine digs, six kills and three blocks in win over Texas A&M (10/6)...Registered 33 assists, four digs and two block assists against Georgia (10/11)...Played two sets against No. 15 Kentucky (10/13) and had one kill, 19 assists and three assists...Had 22 assists, five digs, four blocks and three kills at Mississippi State (10/18)...Hit career-best .500 to record seven kills along with 45 assists, six digs and four blocks in win at Ole Miss (10/20)...Registered five kills while hitting .625 and added 20 assists, six digs and a block against Tennessee (10/25)...Pitched in three kills, 34 assists, six digs and three blocks against Auburn (10/27)...Came up one block shy of a triple double in win over Coastal Carolina (10/30), finishing with 52 assists, 12 digs, a career-high nine blocks and six kills (.400).

- Season Highs**
- Kills**
8, High Point (8/31)
- Attempts**
16, Clemson (9/6)
- Hit. % (Min. 12 Att.)**
.500, Ole Miss (10/20)
- Assists**
56, Furman (9/7)
- Service Aces**
2, 2x, last vs. Robert Morris (9/21)
- Digs**
20, Tennessee (9/29)
- Blocks Solo**
2, 2x, last vs. Tennessee (9/29)
- Block Assists**
8, Coastal Carolina (10/30)
- Total Blocks**
9, Coastal Carolina (10/30)

- Career Highs**
- Kills**
8, High Point (8/31)
- Attempts**
16, Clemson (9/6)
- Hit. % (Min. 12 Att.)**
.500, Ole Miss (10/20/13)
- Assists**
*61, Penn St. (11/4/11)
- Service Aces**
*4, 2x, last vs. Michigan (11/13/11)
- Digs**
20, Tennessee (9/29/13)
- Blocks Solo**
2, 2x, last vs. Tennessee (9/29/13)
- Block Assists**
8, Coastal Carolina (10/30/13)
- Total Blocks**
9, Coastal Carolina (10/30/13)

*at Minnesota

2013 Match-By-Match Statistics																		
DATE	OPP	SP	KILL	ERR	ATT	PCT	AST	SA	SE	RE	DIG	BS	BA	BE	TB	BHE	P	
8/30	South Carolina State	2	0	0	3	.000	13	0	0	0	3	0	2	0	2.0	0	1.0	
8/30	FIU	3	2	0	5	.400	32	0	1	0	5	0	0	1	0.0	0	2.0	
8/31	High Point	3	8	0	10	.800	25	0	1	0	4	0	3	0	3.0	1	9.5	
9/6	at Clemson	5	5	2	16	.188	54	0	1	0	10	0	4	0	4.0	0	7.0	
9/7	vs. Furman	4	0	1	5	-.200	56	1	1	0	9	2	0	0	2.0	0	3.0	
9/7	vs. Winthrop	5	7	0	11	.636	49	0	0	0	5	0	4	0	4.0	2	9.0	
9/13	vs. Utah State	4	5	1	11	.364	46	1	0	0	11	0	3	0	3.0	2	7.5	
9/13	vs. Liberty	3	4	0	12	.333	37	1	0	1	4	0	4	0	4.0	1	7.0	
9/14	at Duke	4	2	0	4	.500	24	0	1	0	6	1	4	0	5.0	0	5.0	
9/20	Western Carolina	3	2	1	5	.200	44	2	0	0	9	0	3	1	3.0	0	5.5	
9/21	Robert Morris	4	3	1	6	.333	46	2	0	0	2	0	4	0	4.0	0	7.0	
9/21	Presbyterian	3	3	1	5	.400	26	1	0	0	8	1	3	0	4.0	0	6.5	
9/27	at Missouri	3	1	0	5	.200	21	0	1	0	1	0	1	0	1.0	1	1.5	
9/29	at Tennessee	4	2	1	8	.125	41	0	0	0	20	2	5	0	7.0	2	6.5	
10/4	Arkansas	5	3	3	15	.000	42	0	2	0	13	1	4	0	5.0	2	6.0	
10/6	Texas A&M	4	6	2	15	.267	53	1	0	0	9	0	3	0	3.0	1	8.5	
10/11	Georgia	3	0	3	12	-.250	33	0	3	0	4	0	2	0	2.0	0	1.0	
10/13	Kentucky	2	1	0	8	.125	19	0	0	0	3	0	0	0	0.0	1	1.0	
10/18	at Mississippi State	3	3	1	5	.400	22	0	0	0	5	0	4	0	4.0	0	5.0	
10/20	at Mississippi	4	7	1	12	.500	45	0	1	0	6	0	4	0	4.0	1	9.0	
10/25	Tennessee	3	5	0	8	.625	20	1	1	0	6	0	1	0	1.0	2	6.5	
10/27	Auburn	3	3	2	7	.143	34	1	0	0	6	0	3	0	3.0	1	5.5	
10/30	Coastal Carolina	5	6	2	10	.400	52	0	1	0	12	1	8	0	9.0	1	11.0	
11/8	at Kentucky	--	--	--	--	--	--	--	DNP	--	--	--	--	--	--	--	--	
11/10	at Georgia	--	--	--	--	--	--	--	DNP	--	--	--	--	--	--	--	--	
11/13	at Florida	--	--	--	--	--	--	--	DNP	--	--	--	--	--	--	--	--	
11/15	Alabama	--	--	--	--	--	--	--	DNP	--	--	--	--	--	--	--	--	
11/17	Missouri	--	--	--	--	--	--	--	DNP	--	--	--	--	--	--	--	--	
11/22	at Arkansas	--	--	--	--	--	--	--	DNP	--	--	--	--	--	--	--	--	
11/24	LSU	--	--	--	--	--	--	--	DNP	--	--	--	--	--	--	--	--	
11/27	at Texas A&M	--	--	--	--	--	--	--	DNP	--	--	--	--	--	--	--	--	

CAREER STATISTICS

YEAR	SP	MP	KILL	K/S	ERR	ATT	PCT	AST	A/S	SA	SA/S	SE	DIG	D/S	RE	BS	BA	TB	B/S	BE	BHE	P	P/S
2011*	52	17	23	0.44	9	56	.250	320	6.15	13	0.25	18	64	1.23	0	1	27	28	0.54	3	7	50.5	0.97
*at Minnesota																							
2013	82	23	78	0.95	22	198	.283	834	10.17	11	0.13	14	161	1.96	1	8	69	77	0.94	2	18	131.5	1.60



9 - MEGAN KIRKLAND

5-7 • Fr. • DS/Libero • Lugoff, S.C. (Lugoff-Elgin)

SEASON NOTES

Played in one set in all three matches in the Gamecock Invitational...Playing time increased at the Big Orange Bash...Recorded five digs in two sets played in loss to Furman (9/7)...Played all five sets in loss to Winthrop, tallying a season-high 13 digs and three assists... Finished with two digs and one assist against Duke (9/14)...Had two digs and a service ace against Presbyterian (9/21)...Had a service ace at Missouri (9/27)...Recorded first career kill and added eight digs and two assists in win over Texas A&M (10/6)...Saw time in two set versus Georgia (10/11) and had a service ace and a dig...Played one set against No. 15 Kentucky (10/13) and finished with one dig...Posted one kills, one dig and an assist against No. 7 Missouri (11/17).

Season Highs

Kills
1, 2x, last vs. Missouri (11/17)

Attempts
1, 3x, last vs. Missouri (11/17)

Hit. % (Min. 12 Att.)
N/A

Assists
3, Winthrop (9/7)

Service Aces
1, 3x, last vs. Georgia (10/11)

Digs
13, Winthrop (9/7)

Blocks Solo
N/A

Block Assists
N/A

Total Blocks
N/A

		2013 Match-By-Match Statistics																
DATE	OPP	SP	KILL	ERR	ATT	PCT	AST	SA	SE	RE	DIG	BS	BA	BE	TB	BHE	P	
8/30	South Carolina State	1	0	0	0	.000	0	0	0	0	0	0	0	0	0.0	0	0.0	
8/30	FIU	1	0	0	0	.000	0	0	0	0	0	0	0	0	0.0	0	0.0	
8/31	High Point	1	0	0	0	.000	0	0	0	0	0	0	0	0	0.0	0	0.0	
9/6	at Clemson	1	0	0	0	.000	0	0	0	0	1	0	0	0	0.0	0	0.0	
9/7	vs. Furman	2	0	0	0	.000	0	0	0	0	5	0	0	0	0.0	0	0.0	
9/7	vs. Winthrop	5	0	0	0	.000	3	0	1	3	13	0	0	0	0.0	0	0.0	
9/13	vs. Utah State	--	--	--	--	--	--	--	DNP	--	--	--	--	--	--	--	--	
9/13	vs. Liberty	--	--	--	--	--	--	--	DNP	--	--	--	--	--	--	--	--	
9/14	at Duke	3	0	0	0	.000	1	0	0	0	2	0	0	0	0.0	0	0.0	
9/20	Western Carolina	--	--	--	--	--	--	--	DNP	--	--	--	--	--	--	--	--	
9/21	Robert Morris	--	--	--	--	--	--	--	DNP	--	--	--	--	--	--	--	--	
9/21	Presbyterian	3	0	0	0	.000	0	1	0	1	2	0	0	0	0.0	0	1.0	
9/27	at Missouri	1	0	0	0	.000	0	1	1	0	0	0	0	0	0.0	0	1.0	
9/29	at Tennessee	--	--	--	--	--	--	--	DNP	--	--	--	--	--	--	--	--	
10/4	Arkansas	--	--	--	--	--	--	--	DNP	--	--	--	--	--	--	--	--	
10/6	Texas A&M	4	1	0	1	1.000	2	0	2	0	8	0	0	0	0.0	0	1.0	
10/11	Georgia	2	0	0	0	.000	0	1	0	1	1	0	0	0	0.0	0	1.0	
10/13	Kentucky	1	0	0	0	.000	0	0	1	0	0	0	0	0	0.0	0	0.0	
10/18	at Mississippi State	--	--	--	--	--	--	--	DNP	--	--	--	--	--	--	--	--	
10/20	at Mississippi	--	--	--	--	--	--	--	DNP	--	--	--	--	--	--	--	--	
10/25	Tennessee	--	--	--	--	--	--	--	DNP	--	--	--	--	--	--	--	--	
10/27	Auburn	--	--	--	--	--	--	--	DNP	--	--	--	--	--	--	--	--	
10/30	Coastal Carolina	--	--	--	--	--	--	--	DNP	--	--	--	--	--	--	--	--	
11/8	at Kentucky	3	0	0	0	.000	0	0	0	2	1	0	0	0	0.0	0	0.0	
11/10	at Georgia	2	0	0	1	1.000	0	0	0	0	0	0	0	0	0.0	0	0.0	
11/13	at Florida	--	--	--	--	--	--	--	DNP	--	--	--	--	--	--	--	--	
11/15	Alabama	1	0	0	0	.000	0	0	0	0	0	0	0	0	0.0	0	0.0	
11/17	Missouri	2	1	0	1	1.000	1	0	2	0	1	0	0	0	0.0	0	1.0	
11/22	at Arkansas	--	--	--	--	--	--	--	--	--	--	--	--	--	--	--	--	
11/24	LSU	--	--	--	--	--	--	--	--	--	--	--	--	--	--	--	--	
11/27	at Texas A&M	--	--	--	--	--	--	--	--	--	--	--	--	--	--	--	--	

CAREER STATISTICS

YEAR	SP	MP	KILL	K/S	ERR	ATT	PCT	AST	A/S	SA	SA/S	SE	DIG	D/S	RE	BS	BA	TB	B/S	BE	BHE	P	P/S
2013	33	16	2	0.06	0	3	.667	7	0.21	3	0.09	7	34	1.03	7	0	0	0	0.00	0	0	5.0	0.15



10 - MICHAELA CHRISTIAANSEN

5-9 • Jr. • Libero • Tucson, Ariz. (Ironwood Ridge)

SEASON NOTES

Started all three Gamecock Invitational matches at libero...Recorded 13 digs and three service aces in win over FIU (8/30)...Had five assists against Panthers...Tallied 10 digs in win over High Point (8/31)...Has recorded double-digit digs in last five matches...Collected 20 digs in loss to Winthrop (9/7)...Finished with 20 digs in win over Utah State (9/13)...Collected 12 digs in sweep of Liberty (9/13)...Finished with 16 digs and three assists at Duke (9/14)...Chipped in 17 digs and four assists in win over Western Carolina (9/20)...Led back line with 19 digs and three assists against Robert Morris (9/21)...Had 10 digs and five assists in sweep of Presbyterian (9/21)...Finished with six digs at Missouri (9/27)...Collected 19 digs and a career-high six assists in win at Tennessee (9/29)...Contributed 14 digs, four assists and first career kill against Arkansas (10/4)...Had 13 digs and six assists in win over Texas A&M (10/6)...Chipped in nine digs and three assists against Georgia (10/11)...Finished with a season-high 21 digs and a kill against No. 15 Kentucky (10/13)...Had nine digs and three assists at Mississippi State (10/18)...Tallied 19 digs and a career-high nine assists in win at Ole Miss (10/20)...Registered nine digs and five assists against Tennessee (10/25)...Finished with 16 digs and two assists against Auburn (10/27)...Collected 15 digs and had one assist in win over Coastal Carolina (10/30)...Produced a career-high two kills, 11 digs and one block assist at No. 20 Kentucky (11/8)...Had one kill and eight digs at Georgia (11/10)...Had four digs at No. 5 Florida (11/13)...Posted nine digs and four assists against Alabama (11/15)...Contributed 10 digs and an assist against No. 7 Missouri (11/17).

Season Highs

Kills
2, Kentucky (11/8)

Attempts
17, Kentucky (11/8)

Hit. % (Min. 12 Att.)
-.059

Assists
9, Ole Miss (10/20)

Service Aces
3, FIU (8/30)

Digs
21, Kentucky (10/13)

Blocks Solo
N/A

Block Assists
1, Kentucky (11/8)

Total Blocks
1, Kentucky (11/8)

Career Highs

Kills
2, Kentucky (11/8/13)

Attempts
17, Kentucky (11/8/13)

Hit. % (Min. 12 Att.)
-.059

Assists
9, Ole Miss (10/20)

Service Aces
*4, Ole Miss (8/27/11)

Digs
*27, Miami (9/3/11)

Blocks Solo
N/A

Block Assists
1, 2x, last vs. Kentucky (11/8/13)

Total Blocks
1, 2x, last vs. Kentucky (11/8/13)

*at Pepperdine

2013 Match-By-Match Statistics																	
DATE	OPP	SP	KILL	ERR	ATT	PCT	AST	SA	SE	RE	DIG	BS	BA	BE	TB	BHE	P
8/30	South Carolina State	3	0	0	0	.000	2	2	0	0	7	0	0	0	0.0	0	2.0
8/30	FIU	3	0	0	0	.000	5	3	1	2	13	0	0	0	0.0	0	3.0
8/31	High Point	3	0	0	0	.000	1	0	1	0	10	0	0	0	0.0	0	0.0
9/6	at Clemson	5	0	0	1	.000	1	0	1	4	19	0	0	0	0.0	0	0.0
9/7	vs. Furman	4	0	0	0	.000	4	1	2	1	16	0	0	0	0.0	0	1.0
9/7	vs. Winthrop	5	0	0	0	.000	3	0	0	2	20	0	0	0	0.0	0	0.0
9/13	vs. Utah State	4	0	0	0	.000	4	0	1	1	20	0	0	0	0.0	0	0.0
9/13	vs. Liberty	3	0	0	0	.000	1	0	1	1	12	0	0	0	0.0	0	0.0
9/14	at Duke	4	0	0	0	.000	3	0	0	0	16	0	0	0	0.0	0	0.0
9/20	Western Carolina	3	0	0	0	.000	4	0	1	1	17	0	0	0	0.0	0	0.0
9/21	Robert Morris	4	0	0	0	.000	3	0	0	1	19	0	0	0	0.0	0	0.0
9/21	Presbyterian	3	0	0	0	.000	5	2	0	0	10	0	0	0	0.0	1	2.0
9/27	at Missouri	3	0	0	0	.000	1	0	0	4	6	0	0	0	0.0	0	0.0
9/29	at Tennessee	4	0	0	0	.000	6	1	1	0	19	0	0	0	0.0	0	1.0
10/4	Arkansas	5	1	0	1	1.000	4	2	0	3	14	0	0	0	0.0	0	3.0
10/6	Texas A&M	4	0	0	0	.000	6	1	0	0	13	0	0	0	0.0	0	1.0
10/11	Georgia	3	0	0	0	.000	3	0	1	2	9	0	0	0	0.0	0	0.0
10/13	Kentucky	3	1	0	1	1.000	0	0	0	0	21	0	0	0	0.0	0	1.0
10/18	at Mississippi State	3	0	0	2	.000	3	2	1	0	9	0	0	0	0.0	0	2.0
10/20	at Mississippi	4	0	0	0	.000	9	1	1	3	19	0	0	0	0.0	0	1.0
10/25	Tennessee	3	0	0	0	.000	5	0	2	1	9	0	0	0	0.0	0	0.0
10/27	Auburn	3	0	0	0	.000	2	0	1	0	16	0	0	0	0.0	0	0.0
10/30	Coastal Carolina	5	0	0	1	.000	1	0	1	0	15	0	0	0	0.0	0	0.0
11/8	at Kentucky	3	2	3	17	-.059	0	0	0	0	11	0	1	0	1.0	0	2.5
11/10	at Georgia	3	1	0	2	.500	1	0	0	0	8	0	0	0	0.0	0	1.0
11/13	at Florida	3	0	0	0	.000	0	0	0	2	4	0	0	0	0.0	0	0.0
11/15	Alabama	3	0	0	0	.000	4	0	2	2	9	0	0	0	0.0	0	0.0
11/17	Missouri	3	0	0	0	.000	1	0	1	0	10	0	0	0	0.0	0	0.0
11/22	at Arkansas																
11/24	LSU																
11/27	at Texas A&M																

CAREER STATISTICS

YEAR	SP	MP	KILL	K/S	ERR	ATT	PCT	AST	A/S	SA	SA/S	SE	DIG	D/S	RE	BS	BA	TB	B/S	BE	BHE	P	P/S
2011*	120	32	0	0.00	0	2	.000	31	0.26	19	0.16	12	267	2.22	22	0	0	0	0.00	0	0	19.0	0.16
2012*	119	32	1	0.01	0	5	.200	66	0.55	12	0.10	20	397	3.34	32	0	1	1	0.01	0	1	13.5	0.11
TOTAL	239	64	1	0.01	0	7	.143	97	0.41	31	0.13	32	664	2.78	54	0	1	1	0.01	0	1	32.5	0.14

*at Pepperdine

YEAR	SP	MP	KILL	K/S	ERR	ATT	PCT	AST	A/S	SA	SA/S	SE	DIG	D/S	RE	BS	BA	TB	B/S	BE	BHE	P	P/S
2013	99	28	5	0.05	3	25	.080	82	0.83	15	0.15	19	371	3.75	30	0	1	1	0.01	0	1	20.5	0.20



12 - JULIETTE THÉVENIN

6-2 • Sr. • OH • Mont-sur-Marchienne, Belgium (Notre-Dame de Loverval)

- 2013 Preseason All-SEC
- 2012 All-SEC Second Team
- 2010 SEC All-Freshman Team
- Two-time SEC Academic Honor Roll member (2010-11)
- Four SEC Weekly Awards (Offensive 9/23/13, Offensive 9/17/12, Offensive 8/29/11, Freshman 10/25/10)

Season Highs
Kills
30, Clemson (9/6)
Attempts
73, Clemson (9/6)
Hit. % (Min. 12 Att.)
.571, Robert Morris (9/21)
Assists
5, High Point (8/31)
Service Aces
2, 3x, last vs. Tennessee (9/29)
Digs
16, Tennessee (9/29)
Blocks Solo
1, Coastal Carolina (10/30)

SEASON NOTES

Currently ranks in the top five in school history in kills (third), kills per set (second), attacks (second), points (fourth) and points per set (third)... Ranks first in the SEC in kills (4.77) and points (5.11) per set...Ranks sixth nationally in kills per set...Started all three matches of the Gamecock Invitational...Named tournament MVP after averaging 4.33 kills per set...Tallied 20 kills (.385) and seven digs in win over FIU (8/30)...Recorded team-high 12 kills in win over South Carolina State (8/30)...Named to the Big Orange Bash All-Tournament Team (9/7)...Produced first double-double of the season with career-high 30 kills and 10 digs in loss at Clemson (9/6)...Hit .377 to recorded 25 kills against Furman (9/7)...Narrowly missed second double-double with 23 kills and nine digs against Winthrop (9/7)...Finished with 14 kills and seven digs in win over Utah State (9/13)...Turned in second double-double of the season with 16 kills and 14 digs against Liberty (9/13)...Had 15 kills, five digs and four blocks at Duke (9/14)...Named Carolina Classic MVP...Led team with 20 kills and nine digs in win over Western Carolina (9/20)...Hit a career-best .571 to record 26 kills and had nine digs and three blocks against Robert Morris (9/21)...Finished with 11 kills and six digs in sweep of Presbyterian (9/21)...Led team with 10 kills, two service aces and two digs at Missouri (9/27)...Produced double-double with 23 kills and 16 digs in win at Tennessee (9/29)...Notched a double-double against Arkansas (10/4), recording 18 kills and 13 digs along with three block assists...Recorded third straight double-double with 23 kills and 11 assists in win over Texas A&M (10/6)...Registered a match-high 16 kills while hitting .324 against Georgia (10/11)...Had nine kills and six digs against No. 15 Kentucky (10/13)...Hit .400 to record 18 kills and added nine digs at Mississippi State (10/18)...Led the way with 25 kills and had five digs in win at Ole Miss (10/20)...Match season-low with seven kills against Tennessee (10/25)...Posted 15 kills against Auburn (10/27), pushing her past the 1,500-kill plateau for her career...Finished with 25 kills and 13 digs in win over Coastal Carolina (10/30)...Delivered a team-high eight kills, five digs and two blocks at No. 5 Florida (11/13)...Registered eighth double-double of the season, finishing with 18 kills, 11 digs and three blocks against Alabama (11/15)...Had 10 kills and two digs against No. 7 Missouri (11/17).

Block Assists
4, Duke (9/14)
Total Blocks
4, Duke (9/14)

Career Highs
Kills
30, Clemson (9/6/13)
Attempts
73, 2x, last vs. Clemson (9/6/13)
Hit. % (Min. 12 Att.)
.571, Robert Morris (9/21/13)
Assists
5, 3x, last vs. High Point (8/31/13)
Service Aces
4, The Citadel (9/26/10)
Digs
23, Mississippi State (11/13/10)
Blocks Solo
4, Alabama (11/16/12)
Block Assists
4, 3x, last vs. Duke (9/14/13)
Total Blocks
6, Alabama (11/16/12)

DATE	OPP	SP	KILL	ERR	ATT	PCT	AST	SA	SE	RE	DIG	BS	BA	BE	TB	BHE	P
8/30	South Carolina State	3	12	5	23	.304	2	1	1	0	3	0	2	0	2.0	0	14.0
8/30	FIU	3	20	5	39	.385	0	2	0	7	0	7	0	1	1.0	0	20.5
8/31	High Point	3	7	3	27	.148	5	0	0	1	4	0	0	0	0.0	0	7.0
9/6	at Clemson	5	30	6	73	.329	0	0	1	0	10	0	2	0	2.0	0	31.0
9/7	vs. Furman	4	25	5	53	.377	0	0	2	1	4	0	1	1	1.0	0	25.5
9/7	vs. Winthrop	5	23	9	54	.259	1	2	2	1	9	0	0	0	0.0	0	25.0
9/13	vs. Utah State	4	14	11	55	.055	2	1	0	2	7	0	1	0	1.0	0	15.5
9/13	vs. Liberty	3	16	7	44	.205	2	0	2	1	14	0	2	0	2.0	0	17.0
9/14	at Duke	4	15	5	44	.227	0	1	1	3	5	0	4	0	4.0	0	18.0
9/20	Western Carolina	3	20	3	43	.395	0	1	1	2	9	0	0	1	0.0	1	21.0
9/21	Robert Morris	4	26	2	42	.571	1	0	2	0	9	0	3	1	3.0	0	27.5
9/21	Presbyterian	3	11	4	25	.280	1	0	1	0	6	0	1	0	1.0	0	11.5
9/27	at Missouri	3	10	5	24	.208	0	2	2	2	2	0	1	0	1.0	0	12.5
9/29	at Tennessee	4	23	7	57	.281	1	2	1	2	16	0	1	1	1.0	0	25.5
10/4	Arkansas	5	18	8	61	.164	0	1	3	0	13	0	3	0	3.0	0	20.5
10/6	Texas A&M	4	23	8	54	.278	1	0	2	1	11	0	1	0	1.0	0	23.5
10/11	Georgia	3	16	4	37	.324	1	0	2	2	8	0	0	0	0.0	0	16.0
10/13	Kentucky	3	9	7	28	.071	0	1	1	0	6	0	1	0	1.0	0	10.5
10/18	at Mississippi State	3	18	2	40	.400	0	0	1	2	9	0	1	0	1.0	0	18.5
10/20	at Mississippi	4	25	11	58	.241	0	0	4	0	5	0	1	1	1.0	0	25.5
10/25	Tennessee	3	7	7	25	.000	1	0	1	1	3	0	2	0	2.0	0	8.0
10/27	Auburn	3	15	5	34	.294	1	1	1	2	12	0	1	0	1.0	0	16.5
10/30	Coastal Carolina	5	25	11	59	.237	0	0	2	3	13	1	1	0	2.0	0	26.5
11/8	at Kentucky	--	--	--	--	--	--	--	DNP	--	--	--	--	--	--	--	--
11/10	at Georgia	--	--	--	--	--	--	--	DNP	--	--	--	--	--	--	--	--
11/13	at Florida	3	8	3	29	.172	1	0	1	1	5	0	2	0	2.0	0	9.0
11/15	Alabama	3	18	5	42	.310	1	0	3	0	11	0	3	0	3.0	0	19.5
11/17	Missouri	3	10	6	26	.154	0	0	2	2	2	0	0	0	0.0	0	10.0
11/22	at Arkansas																
11/24	LSU																
11/27	at Texas A&M																

CAREER STATISTICS

YEAR	SP	MP	KILL	K/S	ERR	ATT	PCT	AST	A/S	SA	SA/S	SE	DIG	D/S	RE	BS	BA	TB	B/S	BE	BHE	P	P/S
2010	96	27	350	3.65	141	934	.224	28	0.29	29	0.30	45	226	2.35	23	5	24	29	0.30	6	2	396.0	4.12
2011	88	25	321	3.65	121	896	.223	27	0.31	17	0.19	34	296	3.36	26	4	25	29	0.33	2	1	354.5	4.02
2012	105	32	453	4.31	142	1073	.290	32	0.30	15	0.14	38	265	2.52	29	13	24	37	0.35	6	4	493.0	4.70
2013	93	26	444	4.77	154	1096	.265	21	0.23	13	0.14	41	203	2.18	29	1	35	36	0.39	6	1	475.5	5.11
TOTAL	382	110	1568	4.10	558	3999	.253	108	0.28	74	0.19	158	990	2.59	107	23	108	131	0.34	20	81719.0	4.50	



13 - GABRIELLE RUBEIS

5-7 • Fr. • DS/S • Gainesville, Fla. (Buchholz)

SEASON NOTES

Worked way into starting lineup to open the season...Started all three matches of the Gamecock Invitational...Tallied 11 digs in win over FIU (8/30)...Recorded season-high 13 digs at Clemson (9/6)...Had nine digs in win over Utah State (9/13)...Finished with 11 digs and two assists in sweep of Liberty (9/13)...Produced five digs and two assists at Duke (9/14)...Collected 11 digs in sweep of Western Carolina (9/20)...Had five digs and a service error against Robert Morris (9/21)...Finished with two digs against Presbyterian (9/21)...Produced two digs and an assist at Missouri (9/27)...Recorded seven digs in win at Tennessee (9/29)...Collected 20 digs and three assists against Arkansas (10/4)...Had 19 digs, an assists and a service ace in win over Texas A&M (10/6)...Finished with 10 digs and a service ace against Georgia (10/11)...Had four digs versus No. 15 Kentucky (10/13)...Collected three digs and two assists at Mississippi State (10/18)...Tallied five digs and a career-high four assists in win at Ole Miss (10/20)...Posted one assist and two digs against Tennessee (10/25)...Finished with three assists and six digs against Auburn (10/27)...Contributed a career-high 21 digs and three assists in win over Coastal Carolina (10/30)...Collected 11 digs at No. 20 Kentucky (11/8)...Had one dig and a service ace at Georgia (11/10)...Pitched in five digs at No. 5 Florida (11/13)...Tallied four digs and an assist against Alabama (11/15)...Had six digs against No. 7 Missouri (11/17).

Season Highs

Kills
1, 2x, last vs. Arkansas (10/4)

Attempts
2, 3x, last vs. Arkansas (10/4)

Hit. % (Min. 12 Att.)
N/A

Assists
4, Ole Miss (10/20)

Service Aces
1, 5x, last vs. Georgia (11/10)

Digs
21, Coastal Carolina (10/30)

Blocks Solo
N/A

Block Assists
N/A

Total Blocks
N/A

2013 Match-By-Match Statistics																	
DATE	OPP	SP	KILL	ERR	ATT	PCT	AST	SA	SE	RE	DIG	BS	BA	BE	TB	BHE	P
8/30	South Carolina State	3	1	0	1	1.000	0	0	1	1	5	0	0	0	0.0	0	1.0
8/30	FIU	3	0	0	0	.000	0	1	0	0	11	0	0	0	0.0	0	1.0
8/31	High Point	3	0	0	0	.000	0	0	0	0	5	0	0	0	0.0	0	0.0
9/6	at Clemson	5	0	0	2	.000	1	0	1	1	13	0	0	0	0.0	0	0.0
9/7	vs. Furman	4	0	0	0	.000	0	0	0	0	7	0	0	0	0.0	0	0.0
9/7	vs. Winthrop	5	0	0	0	.000	1	0	3	0	6	0	0	0	0.0	0	0.0
9/13	vs. Utah State	4	0	0	0	.000	1	0	1	0	9	0	0	0	0.0	0	0.0
9/13	vs. Liberty	3	0	0	0	.000	2	0	0	0	11	0	0	0	0.0	0	0.0
9/14	at Duke	4	0	1	1	-1.000	2	0	0	0	5	0	0	0	0.0	0	0.0
9/20	Western Carolina	3	0	0	0	.000	1	0	1	0	11	0	0	0	0.0	0	0.0
9/21	Robert Morris	4	0	0	0	.000	0	1	2	2	5	0	0	0	0.0	0	1.0
9/21	Presbyterian	2	0	0	0	.000	0	0	0	0	2	0	0	0	0.0	0	0.0
9/27	at Missouri	3	0	0	2	.000	1	0	0	1	2	0	0	0	0.0	0	0.0
9/29	at Tennessee	4	0	0	0	.000	0	0	2	0	7	0	0	0	0.0	0	0.0
10/4	Arkansas	5	1	1	2	.000	3	0	4	2	20	0	0	0	0.0	0	1.0
10/6	Texas A&M	4	0	0	1	.000	1	1	0	0	19	0	0	0	0.0	0	1.0
10/11	Georgia	3	0	0	0	.000	0	1	2	4	10	0	0	0	0.0	0	1.0
10/13	Kentucky	3	0	0	0	.000	2	0	0	1	4	0	0	0	0.0	0	0.0
10/18	at Mississippi State	3	0	0	0	.000	2	0	0	1	3	0	0	0	0.0	0	0.0
10/20	at Mississippi	4	0	0	0	.000	4	0	1	1	5	0	0	0	0.0	0	0.0
10/25	Tennessee	3	0	0	0	.000	1	0	0	1	2	0	0	0	0.0	0	0.0
10/27	Auburn	3	0	0	0	.000	3	0	0	1	6	0	0	0	0.0	0	0.0
10/30	Coastal Carolina	5	0	0	0	.000	3	0	0	1	21	0	0	0	0.0	0	0.0
11/8	at Kentucky	3	0	0	0	.000	0	0	0	2	11	0	0	0	0.0	0	0.0
11/10	at Georgia	3	0	0	0	.000	1	1	1	0	1	0	0	0	0.0	0	1.0
11/13	at Florida	3	0	0	1	.000	0	0	0	1	5	0	0	0	0.0	0	0.0
11/15	Alabama	3	0	0	0	.000	1	0	2	1	4	0	0	0	0.0	0	0.0
11/17	Missouri	3	0	0	0	.000	0	0	0	0	6	0	0	0	0.0	0	0.0
11/22	at Arkansas																
11/24	LSU																
11/27	at Texas A&M																

CAREER STATISTICS

YEAR	SP	MP	KILL	K/S	ERR	ATT	PCT	AST	A/S	SA	SA/S	SE	DIG	D/S	RE	BS	BA	TB	B/S	BE	BHE	P	P/S
2013	98	28	2	0.02	2	10	.000	30	0.31	5	0.05	21	216	2.20	21	0	0	0	0.00	0	0	7.0	0.07



14 - KATLYN MCDANIEL

6-0 • Fr. • MB • Columbia, S.C. (Spring Valley)

SEASON NOTES

Played in two matches in the Gamecock Invitational...Recorded season-high five kills and three block assists in win over South Carolina State (8/30)...Had one kill and one block against Western Carolina (9/20)...Contributed one kill at Georgia (11/10).

Season Highs

- Kills**
5, SC State (8/30)
- Attempts**
12, SC State (8/30)
- Hit. % (Min. 12 Att.)**
.333, SC State (8/30)
- Assists**
N/A
- Service Aces**
1, Clemson (9/6)
- Digs**
1, SC State (8/30)
- Blocks Solo**
N/A
- Block Assists**
3, SC State (8/30)
- Total Blocks**
3, SC State (8/30)

2013 Match-By-Match Statistics

DATE	OPP	SP	KILL	ERR	ATT	PCT	AST	SA	SE	RE	DIG	BS	BA	BE	TB	BHE	P
8/30	South Carolina State	3	5	1	12	.333	0	0	0	0	1	0	3	0	3.0	0	6.5
8/30	FIU	--	--	--	--	--	--	--	DNP	--	--	--	--	--	--	--	--
8/31	High Point	1	0	0	0	.000	0	0	0	0	0	0	0	0	0.0	0	0.0
9/6	at Clemson	2	0	1	3	-.333	0	1	0	0	0	0	0	0	0.0	0	1.0
9/7	vs. Furman	--	--	--	--	--	--	--	DNP	--	--	--	--	--	--	--	--
9/7	vs. Winthrop	--	--	--	--	--	--	--	DNP	--	--	--	--	--	--	--	--
9/13	vs. Utah State	--	--	--	--	--	--	--	DNP	--	--	--	--	--	--	--	--
9/13	vs. Liberty	--	--	--	--	--	--	--	DNP	--	--	--	--	--	--	--	--
9/14	at Duke	--	--	--	--	--	--	--	DNP	--	--	--	--	--	--	--	--
9/20	Western Carolina	2	1	3	4	-.500	0	0	0	0	0	0	1	0	1.0	0	1.5
9/21	Robert Morris	--	--	--	--	--	--	--	DNP	--	--	--	--	--	--	--	--
9/21	Presbyterian	--	--	--	--	--	--	--	DNP	--	--	--	--	--	--	--	--
9/27	at Missouri	--	--	--	--	--	--	--	DNP	--	--	--	--	--	--	--	--
9/29	at Tennessee	--	--	--	--	--	--	--	DNP	--	--	--	--	--	--	--	--
10/4	Arkansas	--	--	--	--	--	--	--	DNP	--	--	--	--	--	--	--	--
10/6	Texas A&M	--	--	--	--	--	--	--	DNP	--	--	--	--	--	--	--	--
10/11	Georgia	--	--	--	--	--	--	--	DNP	--	--	--	--	--	--	--	--
10/13	Kentucky	--	--	--	--	--	--	--	DNP	--	--	--	--	--	--	--	--
10/18	at Mississippi State	--	--	--	--	--	--	--	DNP	--	--	--	--	--	--	--	--
10/20	at Mississippi	--	--	--	--	--	--	--	DNP	--	--	--	--	--	--	--	--
10/25	Tennessee	--	--	--	--	--	--	--	DNP	--	--	--	--	--	--	--	--
10/27	Auburn	--	--	--	--	--	--	--	DNP	--	--	--	--	--	--	--	--
10/30	Coastal Carolina	--	--	--	--	--	--	--	DNP	--	--	--	--	--	--	--	--
11/8	at Kentucky	--	--	--	--	--	--	--	DNP	--	--	--	--	--	--	--	--
11/10	at Georgia	1	1	0	5	.200	0	0	0	0	0	0	0	1	0.0	0	1.0
11/13	at Florida	--	--	--	--	--	--	--	DNP	--	--	--	--	--	--	--	--
11/15	Alabama	1	0	0	0	.000	0	0	0	0	0	0	0	0	0.0	0	0.0
11/17	Missouri	--	--	--	--	--	--	--	DNP	--	--	--	--	--	--	--	--
11/22	at Arkansas	--	--	--	--	--	--	--	DNP	--	--	--	--	--	--	--	--
11/24	LSU	--	--	--	--	--	--	--	DNP	--	--	--	--	--	--	--	--
11/27	at Texas A&M	--	--	--	--	--	--	--	DNP	--	--	--	--	--	--	--	--

CAREER STATISTICS

YEAR	SP	MP	KILL	K/S	ERR	ATT	PCT	AST	A/S	SA	SA/S	SE	DIG	D/S	RE	BS	BA	TB	B/S	BE	BHE	P	P/S
2013	10	6	7	0.70	5	24	.083	0	0.00	1	0.10	0	1	0.10	0	0	4	4	0.40	1	0	10.0	1.00



15 - LINDSEY CRAFT

5-7 • Sr. • Libero • Alpharetta, Ga. (Chattahoochee)

• Three-time SEC Academic Honor Roll member (2010, 2011, 2012)

SEASON NOTES

Saw action in all three matches of the Gamecock Invitational...Recorded eight digs and matched career-high with two service aces in win over High Point (8/31)...Tallied season-high 15 digs against Clemson (9/6)...Finished with one kill, one assist and 15 digs in win over Utah State (9/13)...Collected 14 digs and distributed two assists in sweep of Liberty (9/13)...Had two digs and a service ace at Duke (9/14)...Finished with 10 digs in sweep of Western Carolina (9/20)...Had eight digs and two assists against Robert Morris (9/21)...Registered seven digs, one assist and a service ace against Presbyterian (9/21)...Finished with six digs and two assists in win at Tennessee (9/29)...Had seven digs and a service ace against Arkansas (10/4)...Collected four digs against Georgia (10/11)...Tallied five digs versus No. 15 Kentucky (10/13)...Collected five digs at Mississippi State (10/18)...Registered a season-high 16 digs in win at Ole Miss (10/20)...Chipped in five digs and an assist against Tennessee (10/25)...Finished with six digs against Auburn (10/27)...Had 12 digs and a career-high four assists in win over Coastal Carolina (10/30)...Collected six digs at No. 20 Kentucky (11/8)...Produced 2 digs at Georgia (11/10)...Chipped in three digs at No. 5 Florida (11/13)...Chipped in six digs and an assist against Alabama (11/15)... Tallied two digs against No. 7 Missouri (11/17).

Season Highs
Kills
 1, 2x, last vs. Utah State (9/13)
Attempts
 1, 7x, last vs. Georgia (11/10)
Hit. % (Min. 12 Att.)
 N/A
Assists
 4, Coastal Carolina (10/30)
Service Aces
 2, High Point (8/31)
Digs
 16, Ole Miss (10/20)
Blocks Solo
 N/A
Block Assists
 N/A
Total Blocks
 N/A

Career Highs
Kills
 1, 4x, last vs. Clemson (9/6/13)
Attempts
 2, 6x, last Temple (8/24/12)
Hit. % (Min. 12 Att.)
 N/A
Assists
 4, Coastal Carolina (10/30/13)
Service Aces
 2, 2x, last vs. High Point (8/31/13)
Digs
 22, BYU (8/28/10)
Blocks Solo
 N/A
Block Assists
 N/A
Total Blocks
 N/A

DATE	OPP	SP	KILL	ERR	ATT	PCT	AST	SA	SE	RE	DIG	BS	BA	BE	TB	BHE	P
8/30	South Carolina State	2	0	0	0	.000	1	1	2	0	3	0	0	0	0.0	0	1.0
8/30	FIU	3	0	0	0	.000	2	1	1	0	7	0	0	0	0.0	0	1.0
8/31	High Point	3	0	1	1	-1.000	2	2	1	2	8	0	0	0	0.0	0	2.0
9/6	at Clemson	5	1	0	1	1.000	2	0	1	1	15	0	0	0	0.0	0	1.0
9/7	vs. Furman	2	0	0	0	.000	0	0	0	0	6	0	0	0	0.0	0	0.0
9/7	vs. Winthrop	--	--	--	--	--	--	--	DNP	--	--	--	--	--	--	--	--
9/13	vs. Utah State	4	1	0	1	1.000	1	0	1	0	15	0	0	0	0.0	0	1.0
9/13	vs. Liberty	3	0	0	0	.000	2	0	0	0	14	0	0	0	0.0	0	0.0
9/14	at Duke	1	0	0	1	.000	0	1	0	0	2	0	0	0	0.0	0	1.0
9/20	Western Carolina	3	0	0	1	.000	1	1	1	0	10	0	0	0	0.0	0	1.0
9/21	Robert Morris	4	0	0	0	.000	2	0	0	1	8	0	0	0	0.0	0	0.0
9/21	Presbyterian	3	0	0	0	.000	1	1	1	0	7	0	0	0	0.0	0	1.0
9/27	at Missouri	2	0	0	0	.000	0	0	1	0	1	0	0	0	0.0	0	0.0
9/29	at Tennessee	4	0	0	1	.000	2	0	1	0	6	0	0	0	0.0	0	0.0
10/4	Arkansas	5	0	0	0	.000	0	1	2	0	7	0	0	0	0.0	0	1.0
10/6	Texas A&M	--	--	--	--	--	--	--	DNP	--	--	--	--	--	--	--	--
10/11	Georgia	3	0	0	0	.000	0	0	0	0	4	0	0	0	0.0	0	0.0
10/13	Kentucky	3	0	0	0	.000	0	0	0	0	5	0	0	0	0.0	0	0.0
10/18	at Mississippi State	3	0	0	0	.000	1	0	0	0	5	0	0	0	0.0	1	0.0
10/20	at Mississippi	4	0	0	0	.000	0	1	1	0	16	0	0	0	0.0	0	1.0
10/25	Tennessee	3	0	0	0	.000	1	0	2	0	5	0	0	0	0.0	0	0.0
10/27	Auburn	3	0	0	0	.000	0	0	1	1	6	0	0	0	0.0	0	0.0
10/30	Coastal Carolina	5	0	0	0	.000	4	0	3	1	12	0	0	0	0.0	0	0.0
11/8	at Kentucky	3	0	0	0	.000	0	0	1	0	6	0	0	0	0.0	0	0.0
11/10	at Georgia	2	0	1	1	-1.000	0	0	2	0	2	0	0	0	0.0	0	0.0
11/13	at Florida	2	0	0	0	.000	0	0	0	0	3	0	0	0	0.0	0	0.0
11/15	Alabama	3	0	0	0	.000	1	0	2	0	6	0	0	0	0.0	0	0.0
11/17	Missouri	1	0	0	0	.000	0	0	0	0	2	0	0	0	0.0	0	0.0
11/22	at Arkansas																
11/24	LSU																
11/27	at Texas A&M																

CAREER STATISTICS

YEAR	SP	MP	KILL	K/S	ERR	ATT	PCT	AST	A/S	SA	SA/S	SE	DIG	D/S	RE	BS	BA	TB	B/S	BE	BHE	P	P/S
2010	38	17	2	0.05	1	8	.125	7	0.18	2	0.05	3	66	1.74	4	0	0	0	0.00	0	0	4.0	0.11
2011	55	23	0	0.00	1	9	-.111	9	0.16	2	0.04	5	78	1.42	8	0	0	0	0.00	0	1	2.0	0.04
2012	31	17	1	0.03	0	5	.200	4	0.13	3	0.10	10	61	1.97	2	0	0	0	0.00	0	0	4.0	0.13
2013	79	26	2	0.03	2	7	.000	23	0.29	9	0.11	24	181	2.29	6	0	0	0	0.00	0	1	11.0	0.14
TOTAL	203	83	5	0.02	4	29	.034	43	0.21	16	0.08	42	386	1.90	20	0	0	0	0.00	0	2	21.0	0.10



16 - KOKO ATOA-WILLIAMS

5-10 • Fr. • OH • Reno, Nev. (Bishop Manogue)

SEASON NOTES

Saw time in opening match vs. South Carolina State (8/30)...Recorded one kill and one block assists in win over South Carolina State (8/30)...Earned more playing time at Big Orange Bash...Tallied season-high 12 kills and four block assists against Winthrop...Finished with six kills, two digs and a block in win over Utah State (9/13)...Had nine kills and a pair of digs in sweep of Liberty (9/13)...Produced seven kills, two digs and three blocks at Duke (9/14)...Finished with one kill and one block in sweep of Western Carolina (9/20)...Tallied two kills and a dig against Robert Morris (9/21)...Had two kills against Arkansas (10/4)...Posted three kills and two digs at Mississippi State (10/18)...Produced four kills, a season-high four digs and two block assists in win at Ole Miss (10/20)...Had one kill against Tennessee (10/25)...Chipped in one kill and an assist against Auburn (10/27)...Recorded 11 kills, three digs and an assists in win over Coastal Carolina (10/30)...Hit .400 to record five kills at Georgia (11/10)...Had one kill and one dig at No. 5 Florida (11/13).

- Season Highs**
- Kills**
12, Winthrop (9/7)
- Attempts**
37, Winthrop (9/7)
- Hit. % (Min. 12 Att.)**
.294, Clemson (9/6)
- Assists**
1, 3x, last vs. Coastal Carolina (10/30)
- Service Aces**
N/A
- Digs**
4, Ole Miss (10/20)
- Blocks Solo**
N/A
- Block Assists**
4, Winthrop (9/7)
- Total Blocks**
4, Winthrop (9/7)

2013 Match-By-Match Statistics																	
DATE	OPP	SP	KILL	ERR	ATT	PCT	AST	SA	SE	RE	DIG	BS	BA	BE	TB	BHE	P
8/30	South Carolina State	1	1	1	2	.000	0	0	0	0	1	0	1	0	1.0	0	1.5
8/30	FIU	--	--	--	--	--	--	--	DNP	--	--	--	--	--	--	--	--
8/31	High Point	--	--	--	--	--	--	--	DNP	--	--	--	--	--	--	--	--
9/6	at Clemson	4	6	1	17	.294	0	0	0	0	1	0	0	0	0.0	0	6.0
9/7	vs. Furman	4	6	3	24	.125	0	0	0	0	0	0	1	1	1.0	0	6.5
9/7	vs. Winthrop	5	12	8	37	.108	0	0	0	0	1	0	4	0	4.0	0	14.0
9/13	vs. Utah State	3	6	3	20	.150	0	0	0	0	2	0	1	0	1.0	0	6.5
9/13	vs. Liberty	3	9	5	25	.160	0	0	0	1	2	0	0	0	0.0	0	9.0
9/14	at Duke	4	7	2	19	.263	0	0	0	1	2	0	3	0	3.0	0	8.5
9/20	Western Carolina	2	1	2	9	-.111	0	0	0	0	0	0	1	0	1.0	0	1.5
9/21	Robert Morris	1	2	1	4	.250	0	0	0	0	1	0	0	0	0.0	1	2.0
9/21	Presbyterian	1	0	1	1	-1.000	0	0	0	0	0	0	0	0	0.0	0	0.0
9/27	at Missouri	--	--	--	--	--	--	--	DNP	--	--	--	--	--	--	--	--
9/29	at Tennessee	--	--	--	--	--	--	--	DNP	--	--	--	--	--	--	--	--
10/4	Arkansas	3	2	3	13	-.077	0	0	0	0	0	0	0	0	0.0	0	2.0
10/6	Texas A&M	--	--	--	--	--	--	--	DNP	--	--	--	--	--	--	--	--
10/11	Georgia	--	--	--	--	--	--	--	DNP	--	--	--	--	--	--	--	--
10/13	Kentucky	--	--	--	--	--	--	--	DNP	--	--	--	--	--	--	--	--
10/18	at Mississippi State	3	3	1	10	.200	0	0	0	0	2	0	0	1	0.0	0	3.0
10/20	at Mississippi	4	4	3	17	.059	1	0	0	0	4	0	2	0	2.0	0	5.0
10/25	Tennessee	2	1	2	6	-.167	0	0	0	1	0	0	0	0	0.0	0	1.0
10/27	Auburn	3	1	1	9	.000	1	0	0	0	0	0	0	0	0.0	0	1.0
10/30	Coastal Carolina	5	11	6	33	.152	1	0	0	0	3	0	0	0	0.0	0	11.0
11/8	at Kentucky	1	0	1	5	-.200	0	0	0	0	0	0	0	0	0.0	0	0.0
11/10	at Georgia	2	5	1	10	.400	0	0	0	0	0	0	0	1	0.0	1	5.0
11/13	at Florida	2	1	3	10	-.200	0	0	0	1	1	0	0	0	0.0	0	1.0
11/15	Alabama	--	--	--	--	--	--	--	DNP	--	--	--	--	--	--	--	--
11/17	Missouri	1	0	4	5	-.800	0	0	0	0	0	0	0	0	0.0	0	0.0
11/22	at Arkansas																
11/24	LSU																
11/27	at Texas A&M																

CAREER STATISTICS

YEAR	SP	MP	KILL	K/S	ERR	ATT	PCT	AST	A/S	SA	SA/S	SE	DIG	D/S	RE	BS	BA	TB	B/S	BE	BHE	P	P/S
2013	54	20	78	1.44	52	276	.094	3	0.06	0	0.00	0	20	0.37	4	0	13	13	0.24	3	2	84.5	1.56



17 - ELIZABETH JOHNBULL

6-0 • So. • MB • Pflugerville, Texas (Connally)

SEASON NOTES

Started all three matches of the Gamecock Invitational...Recorded three kills and a block assists in win over FIU (8/30)...Tallied career-high 13 kills while hitting .500 against Furman (9/7)...Had career-high four block assists against Winthrop (9/7)...Had one kill in win over Utah State (9/13)...Finished with one kills at Duke (9/14)...Produced one dig and one block assist in win at Tennessee (9/29)...Tallied two kills and two block assists at Mississippi State (10/18)...Contributed two kills, two block assists and a dig at Georgia (11/10)...Posted three kills and a dig against No. 7 Missouri (11/17).

Season Highs
Kills
 13, Furman (9/7)
Attempts
 22, Furman, (9/7)
Hit. % (Min. 12 Att.)
 .500, Furman, (9/7)
Assists
 N/A
Service Aces
 N/A
Digs
 1, 7x, last vs. Missouri (11/17)

Blocks Solo
 1, Clemson (9/6)
Block Assists
 4, Winthrop (9/7)
Total Blocks
 4, Winthrop (9/7)

Career Highs
Kills
 13, Furman (9/7/13)
Attempts
 22, Furman, (9/7/13)
Hit. % (Min. 12 Att.)
 .500, Furman, (9/7/13)
Assists
 N/A
Service Aces
 N/A
Digs
 1, 7x, last vs. Missouri (11/17/13)

Blocks Solo
 1, 2x, last vs. Clemson (9/6/13)
Block Assists
 4, Winthrop (9/7/13)
Total Blocks
 4, Winthrop (9/7/13)

2013 Match-By-Match Statistics																	
DATE	OPP	SP	KILL	ERR	ATT	PCT	AST	SA	SE	RE	DIG	BS	BA	BE	TB	BHE	P
8/30	South Carolina State	1	0	0	2	.000	0	0	0	0	0	0	1	0	1.0	0	0.5
8/30	FIU	3	3	2	8	.125	0	0	0	0	0	0	1	0	1.0	0	3.5
8/31	High Point	2	1	0	2	.500	0	0	0	0	1	0	0	0	0.0	0	1.0
9/6	at Clemson	4	3	2	9	.111	0	0	0	0	1	1	2	0	3.0	0	5.0
9/7	vs. Furman	4	13	2	22	.500	0	0	0	1	1	0	1	0	1.0	0	13.5
9/7	vs. Winthrop	5	1	0	8	.125	0	0	0	0	1	0	4	1	4.0	0	3.0
9/13	vs. Utah State	1	1	1	3	.000	0	0	0	1	0	0	0	0	0.0	0	1.0
9/13	vs. Liberty	--	--	--	--	--	--	--	DNP	--	--	--	--	--	--	--	--
9/14	at Duke	1	1	0	2	.500	0	0	0	0	0	0	0	0	0.0	0	1.0
9/20	Western Carolina	--	--	--	--	--	--	--	DNP	--	--	--	--	--	--	--	--
9/21	Robert Morris	--	--	--	--	--	--	--	DNP	--	--	--	--	--	--	--	--
9/21	Presbyterian	--	--	--	--	--	--	--	DNP	--	--	--	--	--	--	--	--
9/27	at Missouri	1	1	0	2	.500	0	0	0	0	0	0	0	0	0.0	0	1.0
9/29	at Tennessee	3	0	3	7	-.429	0	0	0	0	1	0	1	0	1.0	0	0.5
10/4	Arkansas	--	--	--	--	--	--	--	DNP	--	--	--	--	--	--	--	--
10/6	Texas A&M	--	--	--	--	--	--	--	DNP	--	--	--	--	--	--	--	--
10/11	Georgia	--	--	--	--	--	--	--	DNP	--	--	--	--	--	--	--	--
10/13	Kentucky	--	--	--	--	--	--	--	DNP	--	--	--	--	--	--	--	--
10/18	at Mississippi State	2	2	0	3	.667	0	0	0	0	0	0	2	0	2.0	0	3.0
10/20	at Mississippi	--	--	--	--	--	--	--	DNP	--	--	--	--	--	--	--	--
10/25	Tennessee	--	--	--	--	--	--	--	DNP	--	--	--	--	--	--	--	--
10/27	Auburn	--	--	--	--	--	--	--	DNP	--	--	--	--	--	--	--	--
10/30	Coastal Carolina	--	--	--	--	--	--	--	DNP	--	--	--	--	--	--	--	--
11/8	at Kentucky	--	--	--	--	--	--	--	DNP	--	--	--	--	--	--	--	--
11/10	at Georgia	2	2	4	9	-.222	0	0	0	0	1	0	2	0	2.0	0	3.0
11/13	at Florida	--	--	--	--	--	--	--	DNP	--	--	--	--	--	--	--	--
11/15	Alabama	--	--	--	--	--	--	--	DNP	--	--	--	--	--	--	--	--
11/17	Missouri	1	3	0	6	.500	0	0	0	1	1	0	0	0	0.0	0	3.0
11/22	at Arkansas	--	--	--	--	--	--	--	--	--	--	--	--	--	--	--	--
11/24	LSU	--	--	--	--	--	--	--	--	--	--	--	--	--	--	--	--
11/27	at Texas A&M	--	--	--	--	--	--	--	--	--	--	--	--	--	--	--	--

CAREER STATISTICS

YEAR	SP	MP	KILL	K/S	ERR	ATT	PCT	AST	A/S	SA	SA/S	SE	DIG	D/S	RE	BS	BA	TB	B/S	BE	BHE	P	P/S
2012	9	9	8	0.89	3	13	.385	0	0.00	0	0.00	0	0	0.00	0	1	1	2	0.22	0	0	9.5	1.00
2013	30	13	31	1.03	14	83	.205	0	0.00	0	0.00	0	7	0.23	3	1	14	15	0.50	1	0	39.0	1.30
TOTAL	39	22	39	1.00	17	96	.229	0	0.00	0	0.00	0	7	0.18	3	2	15	17	0.44	1	0	48.5	1.23



20 - ABBY FERUCK

6-0 • Fr. • MB/RS • Atlanta, Ga. (Blessed Trinity)

SEASON NOTES

Played three sets in two matches of the Gamecock Invitational...Recorded season-high two kills and a block assist in win over High Point (8/31)...Saw time in two sets at Georgia (11/10).

Season Highs

Kills
2, High Point (8/31)

Attempts
4, Clemson (9/6)

Hit. % (Min. 12 Att.)
N/A

Assists
N/A

Service Aces
N/A

Digs
1, 2x, last vs. Winthrop (9/7)

Blocks Solo
N/A

Block Assists
2, Clemson (9/6)

Total Blocks
2, Clemson (9/6)

2013 Match-By-Match Statistics																	
DATE	OPP	SP	KILL	ERR	ATT	PCT	AST	SA	SE	RE	DIG	BS	BA	BE	TB	BHE	P
8/30	South Carolina State	2	1	0	1	1.000	0	0	0	1	1	0	1	0	1.0	0	1.5
8/30	FIU	--	--	--	--	--	--	--	DNP	--	--	--	--	--	--	--	--
8/31	High Point	1	2	0	2	1.000	0	0	0	0	0	0	1	0	1.0	0	2.5
9/6	at Clemson	3	1	0	4	.250	0	0	0	0	0	0	2	0	2.0	0	2.0
9/7	vs. Furman	1	0	0	0	.000	0	0	0	0	0	0	0	0	0.0	0	0.0
9/7	vs. Winthrop	2	1	1	3	.000	0	0	0	1	0	0	0	0	0.0	0	1.0
9/13	vs. Utah State	--	--	--	--	--	--	--	DNP	--	--	--	--	--	--	--	--
9/13	vs. Liberty	--	--	--	--	--	--	--	DNP	--	--	--	--	--	--	--	--
9/14	at Duke	--	--	--	--	--	--	--	DNP	--	--	--	--	--	--	--	--
9/20	Western Carolina	--	--	--	--	--	--	--	DNP	--	--	--	--	--	--	--	--
9/21	Robert Morris	--	--	--	--	--	--	--	DNP	--	--	--	--	--	--	--	--
9/21	Presbyterian	--	--	--	--	--	--	--	DNP	--	--	--	--	--	--	--	--
9/27	at Missouri	--	--	--	--	--	--	--	DNP	--	--	--	--	--	--	--	--
9/29	at Tennessee	--	--	--	--	--	--	--	DNP	--	--	--	--	--	--	--	--
10/4	Arkansas	--	--	--	--	--	--	--	DNP	--	--	--	--	--	--	--	--
10/6	Texas A&M	--	--	--	--	--	--	--	DNP	--	--	--	--	--	--	--	--
10/11	Georgia	--	--	--	--	--	--	--	DNP	--	--	--	--	--	--	--	--
10/13	Kentucky	--	--	--	--	--	--	--	DNP	--	--	--	--	--	--	--	--
10/18	at Mississippi State	--	--	--	--	--	--	--	DNP	--	--	--	--	--	--	--	--
10/20	at Mississippi	--	--	--	--	--	--	--	DNP	--	--	--	--	--	--	--	--
10/25	Tennessee	--	--	--	--	--	--	--	DNP	--	--	--	--	--	--	--	--
10/27	Auburn	--	--	--	--	--	--	--	DNP	--	--	--	--	--	--	--	--
10/30	Coastal Carolina	--	--	--	--	--	--	--	DNP	--	--	--	--	--	--	--	--
11/8	at Kentucky	--	--	--	--	--	--	--	DNP	--	--	--	--	--	--	--	--
11/10	at Georgia	2	0	1	3	-.333	0	0	0	0	0	0	0	0	0.0	0	0.0
11/13	at Florida	--	--	--	--	--	--	--	DNP	--	--	--	--	--	--	--	--
11/15	Alabama	--	--	--	--	--	--	--	DNP	--	--	--	--	--	--	--	--
11/17	Missouri	--	--	--	--	--	--	--	DNP	--	--	--	--	--	--	--	--
11/22	at Arkansas	--	--	--	--	--	--	--	DNP	--	--	--	--	--	--	--	--
11/24	LSU	--	--	--	--	--	--	--	DNP	--	--	--	--	--	--	--	--
11/27	at Texas A&M	--	--	--	--	--	--	--	DNP	--	--	--	--	--	--	--	--

CAREER STATISTICS

YEAR	SP	MP	KILL	K/S	ERR	ATT	PCT	AST	A/S	SA	SA/S	SE	DIG	D/S	RE	BS	BA	TB	B/S	BE	BHE	P	P/S
2013	11	6	5	0.45	2	13	.231	0	0.00	0	0.00	0	1	0.09	2	0	4	4	0.36	0	0	7.0	0.64



21 - JORDAN WILSON-TALMADGE

5-7 • Fr. • DS/Libero • Orlando, Fla. (First Academy)

SEASON NOTES

Saw time in win over South Carolina State (8/30)...Had a service ace in sweep of Presbyterian (9/21)...Played in two sets in win over Texas A&M (10/6)...Finished with one assist and one dig at Mississippi State (10/18)...Recorded one dig against Tennessee (10/25)...Pitched in two digs at No. 5 Florida (11/13).

Season Highs

Kills N/A

Attempts N/A

Hit. % (Min. 12 Att.) N/A

Assists
1, Mississippi State (10/18)

Service Aces
1, Presbyterian (9/21)

Digs
2, Florida (11/13)

Blocks Solo N/A

Block Assists N/A

Total Blocks N/A

2013 Match-By-Match Statistics																	
DATE	OPP	SP	KILL	ERR	ATT	PCT	AST	SA	SE	RE	DIG	BS	BA	BE	TB	BHE	P
8/30	South Carolina State	1	0	0	0	.000	0	0	0	0	1	0	0	0	0.0	0	0.0
8/30	FIU	--	--	--	--	--	--	--	DNP	--	--	--	--	--	--	--	--
8/31	High Point	--	--	--	--	--	--	--	DNP	--	--	--	--	--	--	--	--
9/6	at Clemson	--	--	--	--	--	--	--	DNP	--	--	--	--	--	--	--	--
9/7	vs. Furman	--	--	--	--	--	--	--	DNP	--	--	--	--	--	--	--	--
9/7	vs. Winthrop	--	--	--	--	--	--	--	DNP	--	--	--	--	--	--	--	--
9/13	vs. Utah State	--	--	--	--	--	--	--	DNP	--	--	--	--	--	--	--	--
9/13	vs. Liberty	--	--	--	--	--	--	--	DNP	--	--	--	--	--	--	--	--
9/14	at Duke	--	--	--	--	--	--	--	DNP	--	--	--	--	--	--	--	--
9/20	Western Carolina	--	--	--	--	--	--	--	DNP	--	--	--	--	--	--	--	--
9/21	Robert Morris	--	--	--	--	--	--	--	DNP	--	--	--	--	--	--	--	--
9/21	Presbyterian	1	0	0	0	.000	0	1	1	0	0	0	0	0	0.0	0	1.0
9/27	at Missouri	--	--	--	--	--	--	--	DNP	--	--	--	--	--	--	--	--
9/29	at Tennessee	--	--	--	--	--	--	--	DNP	--	--	--	--	--	--	--	--
10/4	Arkansas	--	--	--	--	--	--	--	DNP	--	--	--	--	--	--	--	--
10/6	Texas A&M	2	0	0	0	.000	0	0	2	0	0	0	0	0	0.0	0	0.0
10/11	Georgia	--	--	--	--	--	--	--	DNP	--	--	--	--	--	--	--	--
10/13	Kentucky	--	--	--	--	--	--	--	DNP	--	--	--	--	--	--	--	--
10/18	at Mississippi State	1	0	0	0	.000	1	0	0	0	1	0	0	0	0.0	0	0.0
10/20	at Mississippi	--	--	--	--	--	--	--	DNP	--	--	--	--	--	--	--	--
10/25	Tennessee	1	0	0	0	.000	0	0	0	0	1	0	0	0	0.0	0	0.0
10/27	Auburn	--	--	--	--	--	--	--	DNP	--	--	--	--	--	--	--	--
10/30	Coastal Carolina	--	--	--	--	--	--	--	DNP	--	--	--	--	--	--	--	--
11/8	at Kentucky	--	--	--	--	--	--	--	DNP	--	--	--	--	--	--	--	--
11/10	at Georgia	--	--	--	--	--	--	--	DNP	--	--	--	--	--	--	--	--
11/13	at Florida	1	0	0	0	.000	0	0	1	0	2	0	0	0	0.0	0	0.0
11/15	Alabama	--	--	--	--	--	--	--	--	--	--	--	--	--	--	--	--
11/17	Missouri	--	--	--	--	--	--	--	--	--	--	--	--	--	--	--	--
11/22	at Arkansas	--	--	--	--	--	--	--	--	--	--	--	--	--	--	--	--
11/24	LSU	--	--	--	--	--	--	--	--	--	--	--	--	--	--	--	--
11/27	at Texas A&M	--	--	--	--	--	--	--	--	--	--	--	--	--	--	--	--

CAREER STATISTICS

YEAR	SP	MP	KILL	K/S	ERR	ATT	PCT	AST	A/S	SA	SA/S	SE	DIG	D/S	RE	BS	BA	TB	B/S	BE	BHE	P	P/S
2013	7	6	0	0.00	0	0	.000	1	0.14	1	0.14	4	5	0.71	0	0	0	0	0.00	0	0	1.0	0.14

RADIO/TV SPOT CHART



#1
S • 5-10
Fr.-HS
Atlanta,
Ga.

**Helen
Récaborde**



#2
OH/DS • 5-10
Fr.-HS
Birmingham,
Mich.

**Erin
Neuenfeldt**




#3
MB/OH • 5-10
Fr.-HS
Kennesaw,
Ga.

**Dessaa
Legros**



#4
MB/RS • 6-1
So.-1L
Sandy Spring,
Md.

**Darian
Dozier**



#6
RS/OH • 5-11
So.-1L
Canyon
Country,
Calif.

**Sarah
Blomgren**




#7
MB/RS • 6-2
Fr.-HS
Dallas,
Texas

**Jacqy
Angermiller**



#8
S • 6-0
R-So.-TR
Eagan,
Minn.

**Kellie
McNeil**



#9
DS/Libero • 5-7
Fr.-HS
Lugoff,
S.C.

**Megan
Kirkland**




#10
Libero • 5-9
Jr.-TR
Tucson,
Ariz.

**Michaela
Christiaansen**



#12
OH • 6-2
Sr.-3L
Mont-sur-
Marchinne,
Belgium

**Juliette
Thévenin**



#13
DS/S • 5-7
Fr.-HS
Gainesville,
Fla.

**Gabrielle
Rubels**




#14
MB • 6-0
Fr.-HS
Columbia,
S.C.

**Katlyn
McDaniel**



#15
Libero • 5-7
Sr.-3L
Alpharetta,
Ga.

**Lindsey
Craft**



#16
OH • 5-10
Fr.-HS
Reno,
Nev.

**KoKo
Atoa-Williams**



#17
MB • 6-0
So.-1L
Pflugerville,
Texas

**Elizabeth
Johnbull**



#20
MB/RS • 6-0
Fr.-HS
Atlanta,
Ga.

**Abby
Feruck**



#21
DS/Libero • 5-7
Fr.-HS
Orlando,
Fla.

**Jordan
Wilson-Talmadge**



**HEAD
COACH**
3rd Year
Arizona State,
1995

**Scott
Swanson**



**ASSOCIATE
HEAD COACH**
2nd Year
Mercer,
2008

**Julie
Darty**



**ASSISTANT
COACH**
1st Year
Wichita State,
2009

**RJ
Abella**

Director of Operations: Amanda Brungs
Graduate Assistant: Morgan Thomas

Volunteer Assistant: Drew Burdette
Manager: Melissa Kearse