



2012-13 SOUTH CAROLINA BASKETBALL

OPENING TIP

Date: Wednesday, Jan. 16, 2013
Tipoff: 8 p.m. ET
Location: Baton Rouge, La.
Arena: Pete Maravich Center (13,215)
Series: LSU leads 14-12
Last Meeting: LSU win, 68-58, on Feb. 18, 2012 in Columbia, S.C.
Broadcast: ESPN3
Talent: Mike Geason (pxp), Daymeon Fishback (analyst)
Radio: Gamecock IMG Radio Network
Sirius: N/A; **XM:** N/A
Talent: Andy Demetra (pxp), Casey Manning (analyst)
Tickets: LSUsports.net
Live Stats: GamecocksOnline.com

GAME 16



**SOUTH CAROLINA
 GAMECOCKS**
(10-5, 0-2 SEC)

- VS -

**LSU
 TIGERS**
(9-4, 0-2 SEC)



Ranking: AP/Coaches (-/-)
Head Coach: Frank Martin
Record at SC: 10-5
Career Rec.: 127-59
vs. LSU: 0-0
SID: Emily Feeney

Stat Leaders (per game):
Points: Williams (11.5)
Rebounds: Jackson (7.0)
Assists: Smith (4.1)
Blocks: Kacinas (0.9)
Steals: Williams (0.9)

Ranking: AP/Coaches (-/-)
Head Coach: Johnny Jones
Record at LSU: 9-4 (1st)
Career Rec.: 214-166 (14th)
vs. SC: 0-0
SID: Kent Lowe

Stat Leaders (per game):
Points: Coleman (13.1)
Rebounds: O'Bryant (7.3)
Assists: Carmouche (3.8)
Blocks: Del Piero (1.6)
Steals: Hickey (3.5)

2012-13 SCHEDULE

DATE	OPPONENT (TV)	TIME/RESULT
O. 30	Kentucky Wesleyan +	W, 68-67
N. 11	Milwaukee & (FSN)	W, 82-75 (OT)
N. 16	Morgan State (SS)	W, 87-71
N. 19	Rider & (FSS/FSCR)	W, 88-76
N. 21	Elon	L, 65-53
N. 24	vs. Missouri State ^	W, 74-67 (OT)
N. 25	vs. Arkansas Little-Rock ^	W, 74-62
N. 29	at St. John's % (ESPNU)	L, 89-65
D. 2	Clemson (ESPNU)	L, 64-55
D. 7	Jacksonville (FSS/FSCR)	W, 91-74
D. 19	Appalachian State (FSS/FSCR)	W, 74-69
D. 22	vs. Manhattan #	W, 63-57
D. 29	Presbyterian (CSS)	W, 76-60
J. 5	SC State (FSN)	W, 80-69
J. 9	at Mississippi State* (ESPN3)	L, 56-54
J. 12	Auburn* (SECN)	L, 74-71
J. 16	at LSU* (ESPN3)	8 p.m.
J. 19	Vanderbilt* (SECN)	1:30 p.m.
J. 22	at Missouri* (ESPNU)	7 p.m.
J. 26	Arkansas* (SECN)	1:30 p.m.
J. 30	at Florida* (SECN)	8 p.m.
F. 2	Georgia* (SECN)	1:30 p.m.
F. 5	at Kentucky* (ESPNU)	9 p.m.
F. 10	Tennessee* (FSN)	1 p.m.
F. 14	LSU* (ESPN/2)	7 p.m.
F. 16	at Alabama* (SECN)	4 p.m.
F. 20	Ole Miss* (CSS)	7 p.m.
F. 23	at Georgia* (CBS Sports)	2 p.m.
F. 28	Missouri* (ESPN/2)	9 p.m.
M. 2	at Texas A&M* (ESPNU)	7 p.m.
M. 6	Mississippi State* (ESPN3)	7 p.m.
M. 9	at Vanderbilt* (SECN)	1:30 p.m.
M. 13-17	SEC Tournament (Nashville)	TBA
M. 19-A. 4	NCAA Tournament	TBA

All home games in **bold** | All times listed Eastern
 * indicates SEC contest | + indicates exhibition | **SS**-SportSouth
 | **SECN**-SEC Network | **CSS**-CharterSports SE | &-Hoops For
 Hope Classic (Columbia, S.C.) | ^-Hoops For Hope Classic (Puerto
 Vallarta, Mexico) | %-SEC/BIG EAST Challenge | #-Brooklyn Hoops
 Holiday Invitational (Brooklyn, N.Y.)

PROBABLE STARTERS (BASED ON PREVIOUS GAME)

South Carolina	Ht.	Wt.	Yr.	Hometown	PPG	RPG	MPG
G - #5 Eric Smith	5-11	205	Jr.	Mullins, S.C.	6.1	2.0	28.1
G - #2 Brian Richardson	6-4	175	Jr.	Wilson, N.C.	9.0	3.0	21.8
G - #23 Bruce Ellington	5-9	197	Jr.	Moncks, Corner, S.C.	11.3	2.2	27.8
F - #25 Mindaugas Kacinas	6-7	210	Fr.	Klaipeda, Lithuania	7.6	5.4	26.2
F - #30 Lakeem Jackson	6-5	235	Sr.	Charlotte, N.C.	9.8	7.0	31.4

LSU	Ht.	Wt.	Yr.	Hometown	PPG	RPG	MPG
F - #2 Johnny O'Bryant III	6-9	256	So.	Cleveland, Miss.	10.5	7.3	22.5
C - #55 Andrew Del Piero	7-3	254	Sr.	Austin, Texas	5.1	3.4	13.8
G - #00 Charles Carmouche	6-4	187	Sr.	New Orleans, La.	9.7	3.8	23.4
G - #1 Anthony Hickey	5-11	178	So.	Hopkinsville, Ky.	11.3	3.6	28.3
G - #10 Andre Stringer	5-10	182	Jr.	Jackson, Miss.	11.4	1.5	28.7

TODAY'S GAME

The Gamecocks look for their first SEC win of the season on Wednesday in Baton Rouge vs. LSU. The contest marks the 27th all-time between the two schools with the Tigers holding a slight 14-12 edge. The game marks the first for South Carolina head coach Frank Martin vs. LSU. The contest will be broadcast on ESPN3 with Mike Geason and Daymeon Fishback on the call. Fans can also listen on the Gamecock IMG Sports Network via GamecocksOnline.com and on 107.5 The Game in Columbia with Andy Demetra (play-by-play) and Casey Manning (analyst).

CAROLINA QUICK HITS

- South Carolina is in its 105th season of basketball.
- The Gamecocks are led by first-year head coach Frank Martin. His associate head coach is Brad Underwood and his assistant coaches are Matt Figger and Lamont Evans. Andy Assaley is the director of basketball operations.
- The Gamecocks are in their 22nd season of competition in the Southeastern Conference in 2013. Carolina owns a 129-209 (.381) all-time record in SEC play.
- South Carolina aims for its first win of the league campaign on Wednesday at LSU, after suffering its second loss of the week in a 74-71 decision to Auburn on Saturday.
- The Gamecocks' two SEC losses have occurred from a combined five points.
- Junior guard Damien Leonard had one of the best games of his career, and the best SEC game of his career, against Auburn on Saturday. The Greenville, S.C., native posted a season high 17 points, hitting 6-of-9 from the field, including matching his career high with five made 3s. Leonard was also just one rebound shy of collecting his first-career double-double, as he led Carolina with nine in the contest.
- South Carolina collected 17 offensive rebounds vs. Auburn, posting 20 second-chance points, five points above Carolina's average of 15.2 per game in the category.
- Junior guard Bruce Ellington put together his best game of the season vs. Auburn on Saturday. After turning the ball over nine times vs. Mississippi State, Ellington dished a season high five assists against just two turnovers, while hitting a season high 18 points vs. the Tigers on Saturday.
- South Carolina suffered a 56-54 loss at Mississippi State on Jan. 12 in the 2013 SEC Opener. The Gamecocks struggled offensively in the contest, hitting just 39.2 percent (20-51) from the field, a near season worst in the category.
- Frank Martin owns a 50-34 (.595) all-time record in conference play.
- Junior guard Brian Richardson posted career highs in several categories vs. Mississippi State, including posting a career best 20 points to lead the Gamecocks in the contest.
- Carolina's 24 turnovers at Mississippi State on Jan. 12 marked the second-most in a game this season for the Gamecocks (25 vs. Missouri State).



SOUTH CAROLINA GAMECOCKS

OVERALL: 10-5; SEC: 0-2; HOME: 7-3; AWAY: 0-2; NEUTRAL: 3-0

0		LASHAY PAGE - Sr. - G - 6-2 - 195 - Dillon, S.C.	MIN	PTS	RBS	AST	FG%	3FG%	FT%	<ul style="list-style-type: none"> Will not compete with the South Carolina men's basketball team for the remainder of the 2012-13 season due to an academic eligibility issue.
			24.4	11.7	3.3	0.9	34.4	31.1	87.1	
1		BRENTON WILLIAMS - Jr. - G - 5-11 - 175 - Kissimmee, Fla.	MIN	PTS	RBS	AST	FG%	3FG%	FT%	<ul style="list-style-type: none"> Tallied nine points vs. Presbyterian Off the bench vs. SC State, posted 14 points and collected two steals Has hit 46.0% (23-50) from 3-point range this season, 52.9% (54-102) overall Saw action vs. Mississippi State and Auburn
			21.9	11.5	1.6	1.2	51.4	45.1	80.4	
2		BRIAN RICHARDSON - Jr. - G - 6-4 - 175 - Wilson, N.C.	MIN	PTS	RBS	AST	FG%	3FG%	FT%	<ul style="list-style-type: none"> Posted 15 points and dished three assists vs. SC State Posted career highs with 20 points and eight rebounds vs. Miss State Was in foul trouble early in the first half vs. Auburn Prior to Auburn contest, had averaged 13.5 ppg in previous 6 games
			21.8	9.0	3.0	1.5	39.5	40.3	76.9	
5		ERIC SMITH - Jr. - G - 5-11 - 205 - Mullins, S.C.	MIN	PTS	RBS	AST	FG%	3FG%	FT%	<ul style="list-style-type: none"> Set career high with nine assists vs. App State (previous career high was 7) Dished seven assists against just three turnovers vs. SC State Collected five assists and scored eight points vs. Miss State Scored 10 points and dished two assists vs. Auburn
			28.1	6.1	2.0	4.1	36.0	26.7	62.5	
12		AUSTIN CONSTABLE - Fr. - G - 6-0 - 175 - West Chester, Pa.	MIN	PTS	RBS	AST	FG%	3FG%	FT%	<ul style="list-style-type: none"> Walk-on guard Averaged 18 points and 4.0 assists per game during senior season at Henderson High School in West Chester, Pa. Played one minute vs. UALR; saw action vs. Jacksonville and PC
			1.7	0.0	0.3	0.0	0.0	0.0	0.0	
14		LAIMONAS CHATKEVICIUS - Fr. - F - 6-11 - 255 - Klaipeda, Lithuania	MIN	PTS	RBS	BLK	FG%	3FG%	FT%	<ul style="list-style-type: none"> Saw action vs. Clemson off the bench, scored two points Posted nine points, five rebounds and four assists vs. Jacksonville in 19 min. Scored two points vs. Manhattan Collected a season high six rebounds vs. Presbyterian, and again vs. Miss St.
			9.7	3.0	2.6	0.0	52.4	50.0	50.0	
23		BRUCE ELLINGTON - Jr. - G - 5-9 - 197 - Moncks Corner, S.C.	MIN	PTS	RBS	AST	FG%	3FG%	FT%	<ul style="list-style-type: none"> 12 points vs. Jacksonville, hitting 6-of-10 from the free throw line Caught game-winning TD vs. Michigan in the Jan. 1 Outback Bowl Posted 11 points, but committed nine turnovers at Miss State Five assists and just two turnovers, team high 18 points vs. Auburn
			27.8	11.3	2.2	1.8	45.5	31.6	66.7	
24		MICHAEL CARRERA - Fr. - F - 6-5 - 212 - Anzoátegui, Venezuela	MIN	PTS	RBS	BLK	FG%	3FG%	FT%	<ul style="list-style-type: none"> Did not play vs. PC and SC State due to a chronic left hip injury Struggled with foul trouble vs. Miss State; scored two points Since returning from hip injury has struggled with foul trouble early in games vs. Miss State and Auburn
			18.9	9.1	6.8	0.9	45.2	1.000	80.5	
25		MINDAUGAS KACINAS - Fr. - F - 6-7 - 210 - Klaipeda, Lithuania	MIN	PTS	RBS	BLK	FG%	3FG%	FT%	<ul style="list-style-type: none"> Named the Dec. 31 SEC Freshman of the Week (13 points vs. PC) Collected third double-figure rebounding game of the season with 10 vs. SCSU Collected three rebounds at Miss State, but did not score Scored six points and collected four rebounds vs. Auburn
			26.2	7.6	5.4	0.9	57.3	23.1	69.4	
30		LAKEEM JACKSON - Sr. - G - 6-5 - 235 - Charlotte, N.C.	MIN	PTS	RBS	AST	FG%	3FG%	FT%	<ul style="list-style-type: none"> 10 points and four rebounds vs. PC, the 100th game of his career Team best 16 points, with eight rebounds and two assists vs. SC State Four points, four turnovers and a career high four blocks Three assists and 10 points vs. Auburn
			31.4	9.8	7.0	2.3	61.1	0.0	28.1	
32		DAMIEN LEONARD - So. - G - 6-4 - 190 - Greenville, S.C.	MIN	PTS	RBS	AST	FG%	3FG%	FT%	<ul style="list-style-type: none"> First double-figure scoring game of the season with 15 points vs. PC In first start of the season, posted 10 points vs. SC State Had a breakout game vs. Auburn, hitting 6-of-9 from the field, including 5-of-8 from 3-point range for 17 points; also career high nine rebounds
			14.5	4.8	2.5	0.6	37.5	37.1	70.0	
33		RJ SLAWSON - Jr. - F - 6-8 - 220 - Charleston, S.C.	MIN	PTS	RBS	BLK	FG%	3FG%	FT%	<ul style="list-style-type: none"> 5 points, 5 rebounds and a season high 3 blocks vs. Presbyterian Solid off the bench vs. SC State, posting 9 points on 4-of-5 from the field Collected four rebounds vs. Miss State Four points and five rebounds in nine minutes off the bench vs. Auburn
			15.7	4.8	3.9	0.6	43.6	16.7	67.6	
35		BRIAN STEELE - Fr. - F - 6-5 - 196 - Greenville, S.C.	MIN	PTS	RBS	AST	FG%	3FG%	FT%	<ul style="list-style-type: none"> Walk-on forward Named all-state, all-region and all-county during prep career Played two minutes vs. Jacksonville Hit two free throws vs. Presbyterian
			2.0	1.0	0.5	0.0	0.0	0.0	1.000	
45		CARLTON GEATHERS - R-So. - F - 6-10 - 255 - Georgetown, S.C.	MIN	PTS	RBS	AST	FG%	3FG%	FT%	<ul style="list-style-type: none"> Sophomore forward who suffered a fractured knee cap over the summer and continues to be out indefinitely.
			7.8	1.0	1.5	0.6	43.5	0.0	66.7	
55		SHANE PHILLIPS - Sr. - G - 5-10 - 170 - Pittsburgh, Pa.	MIN	PTS	RBS	AST	FG%	3FG%	FT%	<ul style="list-style-type: none"> Senior walk-on guard who is expected to see playing time this season Saw action in one contest last season, scoring one point Played one minute vs. Morgan State; also vs. Missouri State and UALR Saw action vs. St. John's, Jacksonville and PC
			2.0	0.0	0.0	0.2	0.0	0.0	0.0	

INTERVIEW POLICIES

All interview requests must be made in advance to SID Emily Feeney-Molinary in the South Carolina Media Relations Office. Beginning with the start of practice in October, Feeney-Molinary will release a weekly coach and student-athlete availability schedule to media on Monday's.

Post-Game Interview Policy: After each home game, the visiting coach will address the media first, followed by South Carolina student-athletes then South Carolina head coach Frank Martin. (Depending on deadline, this may be altered on a game-by-game basis).

Road Interview Policy: Interviews with Coach Martin while on the road will be scheduled according to the home post-game media procedure. No student-athlete interviews are allowed until after the game once the team leaves Columbia.

All interviews are to be coordinated through the Media Relations Office. This allows the staff to arrange the interview when it best suits the student-athlete's and the reporter's schedules. Please contact the Media Relations Office in advance to make your interview requests. Media are not permitted to contact student-athletes on their own at any time.

All interviews will take place at the designated media interview site for that day as listed in the weekly availability schedule or in the Media Relations Office.

Dormitory, apartment and cell phone numbers for student-athletes will not be provided to the media. Should you need to conduct a telephone interview with a student-athlete, a call will be placed to you from the student-athlete at a mutually agreeable time.

SOUTH CAROLINA MEDIA RELATIONS

Emily Feeney-Molinary, primary contact

Assistant Director

cell: 803-727-3284

e-mail: efeeney@mailbox.sc.edu

Website: www.GamecocksOnline.com

Facebook: www.Facebook.com/gamecocksonline

Twitter: @GamecockMBB

STAT COMPARISON

	SC	LSU
Record	10-5	9-4
Conference Record	0-2	0-2
Current Streak	L2	L2
Scoring Avg.	72.5	74.2
Opponent Scoring Avg.	68.5	68.2
Scoring Margin	+3.9	+6.0
Field Goal %	.456	.434
Opponent Field Goal %	.442	.402
3-Point Field Goal %	.357	.352
Opponent 3-Point Field Goal %	.320	.328
3-Point Field Goal Made PG	6.4	7.9
3-Point Field Goal Attempts PG	17.9	22.5
Free Throw %	.695	.592
Opponent Free Throw %	.658	.685
Rebounding Avg.	38.3	40.5
Opponent Rebounding Avg.	29.0	38.5
Rebounding Margin	+9.3	+2.1
Turnovers Avg.	17.6	15.7
Opponent Turnover Avg.	14.1	16.9
Assists Avg.	13.9	15.7
Blocks Avg.	4.1	4.9
Steals Avg.	4.7	10.5

WEEKLY MEDIA AVAILABILITY (JAN. 13-19)

SUNDAY Jan. 13	MONDAY Jan. 14	TUESDAY Jan. 15	WEDNESDAY Jan. 16	THURSDAY Jan. 17	FRIDAY Jan. 18	SATURDAY Jan. 19
No Availability	No Availability	Frank Martin Press Conf. 11 a.m., CLA	@ LSU 8 p.m. ET ESPN3	No Availability	No Availability	vs. Vanderbilt 1:47 p.m. SEC Network

* All practices are closed * please contact SID Emily Feeney-Molinary for all media requests

A SOUTH CAROLINA WIN WOULD ...

- Be the first SEC win for Gamecock head coach Frank Martin
- Be the Gamecocks' second-straight win in Baton Rouge
- Be Carolina's first road win of the 2012-13 campaign

■ Seven Gamecocks currently average at least 20 minutes per game, with Lakeem Jackson leading the way with 31.4 minutes on the court per contest this season.

■ Senior forward Lakeem Jackson continued to impress for the Gamecocks, matching a season high with 16 points, hitting 8-of-15 attempts from the floor, in Carolina's win vs. SC State on Jan. 5. Jackson also pulled down eight rebounds, posted two assists and blocked one shot. It marked the third time this season that Jackson has led the team, or shared the team lead, in scoring, while he is consistently among team leaders in the rebounding category.

■ Senior guard LaShay Page, a post-graduate student from Dillon, S.C., will not compete with the South Carolina men's basketball team for the remainder of the 2012-13 season due to an academic eligibility issue.

■ Carrera, the Nov. 12 SEC Freshman of the Week, did not play vs. Morgan State, Rider or Elon due to a concussion suffered in practice on Wednesday, Nov. 14. He returned to score 18 points vs. Missouri State, including the game-tying 3-pointer at the end of regulation to send the contest into overtime.

■ In two overtime games this season, Carolina has hit an impressive 22-of-24 (91.7%) attempts from the free throw line during OT.

SCOUTING LSU

The Tigers enter Wednesday's contest with a 9-4 overall record, and an 0-2 mark in league games with losses to Auburn and most recently a 74-52 loss to Florida on Saturday. The loss to the Gators was the first home loss of the season for LSU. Four Tigers average double-figure points with Shavon Coleman (13.1) and Andrew Stringer (11.4) leading the way. Sophomore point guard Anthony Hickey posts 11.3 points, 3.4 assists and a league leading 3.5 steals per game. Coleman ranks fourth in the SEC in rebounding with 8.4 per contest. LSU opened its season with six-consecutive victories, before losing two out of the next three contests in road games at Boise State and Marquette. The Tigers are led by first-year head coach Johnny Jones.

UP NEXT FOR THE GAMECOCKS

South Carolina continues SEC play when it returns to Colonial Life Arena to host Vanderbilt on Saturday with tip time set for 1:47 p.m. ET on the SEC Network. Stay tuned to GamecocksOnline.com for full details.

LSU SERIES

LSU holds a slight 14-12 edge in the all-time series with South Carolina, including a 7-3 edge in games played in Baton Rouge. The Gamecocks have won two out of the last three in the series, and three of the last five, including a 64-56 win at the Maravich Center in 2011. Below is a breakdown of the last 10 meetings between the two schools.

LOUISIANA STATE (14-12)

H: 6-6; A: 3-7; N: 4-0

M. 12, 2004	N	85-64	W	
J. 12, 2005	A	64-79		L
F. 28, 2006	H	61-64		L
M. 3, 2007	A	52-61		L
F. 27, 2008	H	55-62		L
M. 13, 2008	N	77-73	W	
J. 14, 2009	A	68-85		L
J. 13, 2010	H	67-58	W	
F. 2, 2011	A	64-56	W	
F. 18, 2012	H	58-68		L

BY THE NUMBERS

58.5% - Auburn hit 58.5% (24-41) from the field vs. South Carolina on Saturday, marking the highest percentage from the field by a Gamecock opponent this season.

20 - The Gamecocks dished 20 assists as a team vs. Auburn, led by both Bruce Ellington and Michael Carrera with five each. The 20 helpers marked the first time the Gamecocks have reach at least 20 assists in a league game since posting 22 vs. Mississippi State on Feb. 11, 2006.

17 - Sophomore guard Damien Leonard posted a season high 17 points vs. Auburn on Saturday. It marked the most points in a game for the Greenville, S.C., native since posting a career high 19 points vs. Kentucky on Feb. 4, 2012. Leonard is averaging 9.0 points per game over the course of the last three games.

20 - The last time the Gamecocks played in Baton Rouge, then-freshman guard Bruce Ellington led the squad with 20 points in the contest.

DURING THE RECENT FIVE-GAME WIN STREAK SOUTH CAROLINA ...

... Hit 47.1 percent from the floor ... Held opponents to just 24.4 percent from 3-point range ... Committed just 14.2 turnovers per contest ... Had five players averaging double-figure points ... Out-rebounded its opponents by 7.4 boards per game ... Averaged 14.8 offensive rebounds and 15.8 second change points per game ... Junior guard Eric Smith averaged 6.2 assists per game against just 2.8 turnovers per contest ... Junior guard Brenton Williams hit 55.9 percent (19-34) of his attempts from the floor, including 11-of-20 (55.0%) from 3-point range ... Eight different Gamecocks averaged at least 20 minutes per game.

► ASSOCIATED PRESS TOP 25

Jan. 14, 2013

Rk.	Team	Record	Pts.
1	Louisville (36)	15-1	1,591
2	Indiana (13)	15-1	1,527
3	Duke (14)	15-1	1,501
4	Kansas (1)	14-1	1,416
5	Michigan (1)	16-1	1,415
6	Syracuse	16-1	1,284
7	Arizona	15-1	1,205
8	Gonzaga	16-1	1,141
9	Minnesota	15-2	1,041
10	Florida	12-2	1,019
11	Ohio State	13-3	939
12	Creighton	16-1	896
13	Butler	14-2	855
14	North Carolina State	14-2	836
15	San Diego State	14-2	704
16	Kansas State	13-2	670
17	Missouri	12-3	598
18	Michigan State	14-3	426
19	New Mexico	15-2	368
20	Notre Dame	14-2	295
21	Oregon	14-2	238
22	Virginia Commonwealth	14-3	212
23	Illinois	14-4	199
24	UCLA	14-3	185
25	Marquette	12-3	177

Others receiving votes: Cincinnati 121, Connecticut 70, Georgetown 56, Ole Miss 55, UNLV 26, Wisconsin 25, Boise State 9, Miami (FL) 9, Wichita State 6, Temple 5, Pittsburgh 2, Baylor 1, Utah State 1, Wyoming 1

Dropped from rankings: Georgetown 19, Cincinnati 21, Wichita State 23, UNLV 24

► ESPN/USA TODAY TOP 25

Jan. 14, 2013

Rk.	Team	Record	Pts.
1	Louisville (18)	15-1	753
2	Indiana (6)	15-1	718
3	Duke (7)	15-1	707
4	Kansas	14-1	680
5	Michigan	16-1	678
6	Syracuse	16-1	619
7	Arizona	15-1	574
8	Gonzaga	16-1	552
9	Florida	12-2	526
10	Creighton	16-1	489
11	Ohio State	13-3	436
12	Minnesota	15-2	433
13	Butler	14-2	370
14	San Diego State	14-2	366
15	North Carolina State	14-2	321
16	Missouri	12-3	298
17	Michigan State	14-3	286
18	Kansas State	13-2	243
19	Virginia Commonwealth	14-3	178
20	Notre Dame	14-2	155
21	New Mexico	15-2	147
22	Illinois	14-4	125
23	UNLV	14-3	109
24	Cincinnati	14-3	80
25	UCLA	14-3	38

Others receiving votes: Oregon 37, Georgetown 32, Marquette 23, Wisconsin 23, Wichita State 19, Ole Miss 14, Wyoming 13, Connecticut 10, Miami (FL) 8, Oklahoma State 8, Boise State 2, Bucknell 2, Utah State 2, Iowa State 1

Dropped from rankings: Georgetown 22, Wyoming 25



SOUTHEASTERN CONFERENCE STANDINGS

As of Jan. 15, 2012

Team	Conference	Overall
Ole Miss	2-0	13-2
Florida	2-0	12-2
Texas A&M	2-0	12-3
Auburn	2-0	8-7
Mississippi State	2-0	7-7
Missouri	1-1	12-3
Arkansas	1-1	10-5
Kentucky	1-1	10-5
Alabama	1-1	9-6
LSU	0-2	9-4
South Carolina	0-2	10-5
Tennessee	0-2	8-6
Vanderbilt	0-2	6-8
Georgia	0-2	6-9

COACHES TELECONFERENCE

The weekly SEC men's basketball coaches teleconference is scheduled for every Monday Jan. 4 - March 5.

The 12 Southeastern Conference men's head basketball coaches will be featured from 10:00 - 11:17 a.m. (CT).

Media representatives wishing to participate in the teleconference should contact the SEC Media Relations Department for further details. Each coach will appear on the teleconference for seven minutes, according to the following schedule:

ORDER OF APPEARANCE

(All Times Eastern)

11:00 a.m.	Kevin Stallings, Vanderbilt
11:07 a.m.	Billy Donovan, Florida
11:14 a.m.	Frank Martin, South Carolina
11:21 a.m.	Mark Fox, Georgia
11:28 a.m.	Johnny Jones, LSU
11:35 a.m.	John Calipari, Kentucky
11:42 a.m.	Cuonzo Martin, Tennessee
11:49 a.m.	Mike Anderson, Arkansas
11:56 a.m.	Anthony Grant, Alabama
12:03 a.m.	Tony Barbee, Auburn
12:10 a.m.	Andy Kennedy, Ole Miss
12:17 a.m.	Rick Ray, Miss. State
12:24 a.m.	Frank Haith, Missouri
12:31 a.m.	Billy Kennedy, Texas A&M

In addition, the SEC men's basketball teams who make it to postseason will be on a teleconference on Monday, March 18 beginning at 11:00 a.m. ET.

All SEC basketball teleconferences can be listened to on the internet at www.secsports.com shortly after the conclusion of the teleconference

SOUTH CAROLINA BENCH PRODUCTION

GAME	SC-OPP	DIFF.	SC HIGH BENCH SCORER
Milwaukee	28-16	+12	Williams, 14
Morgan State	18-13	+3	Richardson, 10
Rider	32-9	+23	Kacinas, 18
Elon	16-13	+3	Richardson, 7
vs. Missouri St.	37-13	+24	Carrera, 18
vs. UALR	30-13	+17	Kacinas, 13
at St. John's	37-29	+8	Williams, 10
Clemson	40-20	+21	Williams, 16
Jacksonville	46-41	+5	Richardson, 16
Appalachian State	25-23	+2	Williams, 11
vs. Manhattan	21-25	-4	Richardson, 12
Presbyterian	25-10	+15	Leonard, 15
SC State	25-10	+15	Williams, 14
at Miss State	11-22	-11	Chatkevicius, 4
Auburn	27-27	-	Leonard, 17
at LSU			
Vanderbilt			
at Missouri			
Arkansas			
at Florida			
Georgia			
at Kentucky			
Tennessee			
LSU			
at Alabama			
Ole Miss			
at Georgia			
Missouri			
at Texas A&M			
Miss State			
at Vanderbilt			
SEC Tournament			
NCAA Tournament			

SPECIALTY STATS

(PP) points in paint; (OT) points off turnovers; (2nd) second chance points; (FB) fast break points

(South Carolina-Opponent)

GAME	PP	OT	2ND	FB
Milwaukee	46-20	17-15	14-10	12-4
Morgan State	34-48	22-20	19-4	6-14
Rider	34-42	24-21	9-4	12-12
Elon	22-24	17-18	15-6	14-6
vs. Missouri St.	20-34	14-26	5-12	3-4
vs. UALR	38-26	22-14	19-9	10-2
at St. John's	34-30	6-10	23-14	2-11
Clemson	26-26	14-23	15-10	8-8
Jacksonville	36-36	6-20	11-8	14-14
Appalachian State	36-32	13-26	8-13	7-12
vs. Manhattan	26-20	20-12	22-10	2-6
Presbyterian	30-24	16-12	19-5	12-7
SC State	48-38	20-8	19-17	5-10
at Miss State	20-34	15-28	10-6	2-14
Auburn	24-26	18-15	20-8	7-12
at LSU				
Vanderbilt				
at Missouri				
Arkansas				
at Florida				
Georgia				
at Kentucky				
Tennessee				
LSU				
at Alabama				
Ole Miss				
at Georgia				
Missouri				
at Texas A&M				
Miss State				
at Vanderbilt				
SEC Tournament				
NCAA Tournament				
SC Total	454	244	228	116
SC Average	30.3	16.3	15.2	7.7
Opp Total	460	283	136	122
Opp Average	30.1	18.9	9.1	8.1

UNIVERSITY INFORMATION

Location..... Columbia, S.C.
 Founded 1801
 Enrollment 30,721
 Nickname..... Gamecocks
 Colors Garnet (PMS 202) and Black
 National Affiliation..... NCAA Division I
 Conference Southeastern (SEC)
 Athletics Web Address..... www.GamecocksOnline.com
 University Web Address www.sc.edu
 President Dr. Harris Pastides
 NCAA Representative..... Dr. Zach Kelehear
 Athletics Director Ray Tanner
 Basketball Administrator/Chief Operating Officer Kevin O'Connell

BASKETBALL STAFF/INFORMATION

Head Coach..... Frank Martin
 Alma Mater Florida International, '93
 Record At South Carolina/Seasons First Season
 Overall Record/Seasons..... 127-59 (.682), 6th season
 Associate Head Coach..... Brad Underwood (Kansas State, '86)
 Assistant Coach/Recruiting Coordinator..... Matt Figger (Eastern Kentucky, '95)
 Assistant Coach..... Lamont Evans (Kansas State, '09)
 Director of Basketball Operations..... Andy Assaley (Cincinnati, '96)
 Strength & Conditioning Coach..... Scott Greenawalt (Muskingum College, '98)
 Athletic Trainer..... Mark Rodger (Buffalo, '01)
 Video Coordinator..... Dylan Lockwood (Cazenovia, '05)
 Grad. Student Mgr./Student-Athlete Development... Doug Edwards (Florida State, '07)
 Graduate Student Manager Darren Kent (Kansas State, '09)
 Home Arena..... Colonial Life Arena
 Capacity..... 18,000
 Arena General Manager Lexi Boone
 Press Row Phone Number 803-777-6182

BASKETBALL HISTORY

First Year of Basketball..... 1908
 All-Time Record..... 1,307-1,154-1 (.530)
 Overall Postseason Record..... 25-18
 NCAA Tournament Appearances..... 1971, 1972, 1973, 1974, 1989, 1997,
 1998, 2004
 NCAA Tournament Record 4-9
 Last NCAA Tournament Appearance..... 2004, L vs. Memphis, 59-43
 NIT Appearances..... 1969, 1975, 1978, 1983, 1991, 1996,
 2001, 2002, 2005, 2006, 2009
 NIT Record 21-9
 Last NIT Appearance..... 2009, L vs. Davidson, 70-63
 Conference Championships ..1970 ACC, 1997 SEC, 2009 SEC East Co-Champs
 Conference Tournament Titles..... 1934 SoCon, 1971 ACC

TEAM INFORMATION

2011-12 Record 10-21
 Southeastern Conference Record/Finish 2-14/12th
 Postseason..... None
 Letterwinners Returning/Lost..... 9/3
 Starters Returning/Lost..... 2/3*
 *based on final game starters from 2011-12 season
 Newcomers..... 4
 Roster Breakdown 3 freshmen, 2 sophomores, 5 juniors, 3 seniors

MEDIA RELATIONS

Asst. Media Relations Director/Men's Basketball Contact Emily Feeney-Molinary
 Feeney's email efeeney@mailbox.sc.edu
 Feeney's office phone 803-777-7743
 Website..... GamecocksOnline.com



HEAD COACH FRANK MARTIN

COACHING CAREER

KANSAS STATE (2007-12)

2007-08	21-12	NCAA, 2nd Round
2008-09	22-12	NIT, 2nd Round
2009-10	29-8	NCAA, Elite Eight
2010-11	23-11	NCAA, 3rd Round
2011-12	22-11	NCAA, 3rd Round
5 years	117-54 (.684)	7-5 postseason record



SOUTH CAROLINA (2012-PRESENT)

2012-13	10-5	-
1 year	10-5	
Career Total	127-59 (.682)	

COACHING

EXPERIENCE

28th season

COLLEGE EXPERIENCE

13th season

COLLEGE HEAD COACH EXPERIENCE

6th season

HIRE DATE AT CAROLINA

March 27, 2012

PERSONAL

HOMETOWN

Miami, Fla.

ALMA MATER

Florida International, 1993 (B.A. Physical Education)

FAMILY

Wife, Anya

Children, Brandon, Amalia and Christian

COACHING RESUME

HIGH SCHOOL

Miami Senior High, 1985-93

Varsity Boys' Assistant Coach

Junior Varsity Boys' Head Coach

North Miami High, Head Coach, 1993-95

Miami Senior High, Head Coach, 1995-98

B.T. Washington High, Head Coach, 1999-2000

COLLEGE ASSISTANT COACH

Northeastern, 2000-04

Cincinnati, 2004-06

Kansas State, 2006-07

COLLEGE HEAD COACH

Kansas State, 2007-12

South Carolina, 2012-present

ELLINGTON WRAPS HIGHLY SUCCESSFUL FOOTBALL SEASON AT OUTBACK BOWL ON JAN. 1

Sophomore wide receiver Bruce Ellington had a stellar season on the football field in 2012. The Moncks Corner, S.C., native compiled 1,034 all purpose yards this season, including 600 receiving yards (team high) and 406 yards on kick returns. Ellington scored seven touchdowns, including the game-winning TD in the Jan. 1 Outback Bowl vs. Michigan. He was also instrumental in Carolina's win vs. Clemson in late November, when he logged a career high seven catches for two scores vs. the Tigers.

COUSY AWARD CANDIDATES

Senior guard LaShay Page and junior guard Bruce Ellington were both named candidates for the 2013 Bob Cousy Award on Dec. 20. The annual honor, named for Hall of Famer and former Boston Celtic Bob Cousy, recognizes the top point guards in men's college basketball. There are over 80 candidates for the 2013 award, with the list narrowed down to 20 finalists in mid-January.

HEAD COACH FRANK MARTIN

South Carolina head coach Frank Martin has enjoyed much success early in his head coaching career. Martin spent the past five seasons as the head coach at Kansas State, leading the Wildcats to the NCAA Tournament four times, including a trip to the Elite Eight during the 2009-10 campaign when the squad won a school-record 29 contests. Martin's Wildcats won at least 21 games in each of his five seasons at the helm, compiling a record of 117-54 (.684) under his direction. During that time, Kansas State posted a 50-32 (.609) record in Big 12 Conference games, finishing fifth or higher in each season, while finishing third or higher three times.

2013 SEC TOURNAMENT

The 2013 SEC Men's Basketball Tournament will be played March 13-17 at Bridgestone Arena in Nashville, Tenn. The men's basketball tournament has expanded to include all 14 teams and will be seeded 1-14. The tournament will begin on Wednesday, March 13 with matchups between the No. 11 and No. 14 seeds and the No. 12 and No. 13 seeds. The winners will advance to meet the sixth and fifth seeds, respectively, on Thursday. Also playing on Thursday will be the No. 8 and No. 9 seeds and the No. 7 and No. 10 seeds. The top four seeds in the tournament will receive byes until Friday's quarterfinal round.

LAST TIME VS. LSU

GAME 26 - SOUTH CAROLINA 58, LSU 68
COLUMBIA, S.C. - FEB. 18, 2012

COLUMBIA, S.C. - The South Carolina men's basketball team suffered a 68-58 loss to LSU on Saturday afternoon at Colonial Life Arena. Senior forward Malik Cooke, who needed six points to reach the 1,000-point milestone for his career, drained a 3 from the right wing in the second half to break the mark.

Cooke led the Gamecocks (10-16, 2-10 SEC) in scoring, finishing with 17 points. Freshman forward Anthony Gill came off the bench to score nine points and collect four rebounds, and sophomore forward Damontre Harris added eight points and tied a career high with three assists. Sophomore guard Bruce Ellington scored six and brought down a team-high and personal season-high seven rebounds.

LSU (16-10, 6-6 SEC) junior center Justin Hamilton led all scorers with 18 points. Senior forward Storm Warren netted 12 points and collected a game-high eight boards, and Anthony Hickey also recorded double figures with 10 points.

After a slow offensive start for both teams, LSU was able to stretch out an early 13-6 lead before both offenses stalled and didn't find the basket for nearly three minutes. The Gamecocks then settled into a rhythm and scored 10 unanswered points. The run helped South Carolina claim a 20-17 lead with two minutes to go in the first half, but LSU reclaimed the lead by finishing the half on an 8-2 run to give them a 25-22 advantage going into the locker room.

LSU was able to maintain their lead in the early stages of the second half until the Gamecocks seemed to be seizing momentum after a steal by junior forward Lakeem Jackson. Jackson found sophomore guard Brenton Williams in transition for a dunk to trim the Tiger lead to 38-36, but Williams was called for a technical on the play, and LSU went on a 10-2 run over the next four minutes to take control of the game.

The Gamecocks made one final run punctuated by back-to-back 3-pointers by Cooke, to cut a 12-point deficit to four points at 52-56 with just over three minutes remaining. The South Carolina threat could not find a way to inch closer, and LSU went 5-of-6 from the line in the final 1:20 of the game to seal the 68-58 win.

GAME 26

Official Basketball Box Score -- Game Totals -- Final Statistics
LSU vs South Carolina
2/18/12 1:47 p.m. at Columbia, S.C. (Colonial Life Arena)



LSU 68 • 16-10, 6-6

##	Player	Total			3-Ptr			Rebounds			PF	TP	A	TO	Blk	Stl	Min
		FG	FGA	FT	FTA	FG	FGA	FT	FTA	Off							
24	WARREN, Storm	f	6-10	0-0	0-1	0	8	8	1	12	1	2	0	0	0	25	
41	HAMILTON, Justin	c	5-8	0-0	8-8	4	1	5	3	18	2	4	0	0	33		
01	HICKEY, Anthony	g	3-7	2-4	2-4	3	3	6	0	10	7	2	0	3	35		
10	STRINGER, Andre	g	2-8	0-2	5-8	1	2	3	2	9	3	1	0	1	38		
22	TURNER, Ralston	g	3-5	3-4	0-0	0	2	2	5	9	2	1	1	0	29		
02	O'BRYANT III, Johnny		4-9	0-0	0-0	3	4	7	3	8	0	4	2	0	16		
04	BASS, Chris		0-0	0-0	0-0	0	0	0	0	0	0	1	0	0	7		
05	WHITE, Malcolm		0-0	0-0	0-0	0	2	2	0	0	0	0	0	0	3		
13	LUDWIG, Eddie		0-1	0-0	0-0	0	0	0	0	0	0	0	1	0	3		
32	ISAAC, John		1-1	0-0	0-0	0	0	0	3	2	3	1	0	0	11		
Team						1	1	2									
Totals			24-49	5-10	15-21	12	23	35	17	68	18	17	3	4	200		

FG % 1st Half: 9-23 39.1% 2nd half: 15-26 57.7% Game: 24-49 49.0% Deadball Rebounds: 2.1
 3FG % 1st Half: 4-7 57.1% 2nd half: 1-3 33.3% Game: 5-10 50.0%
 FT % 1st Half: 3-5 60.0% 2nd half: 12-16 75.0% Game: 15-21 71.4%

South Carolina 58 • 10-16, 2-10

##	Player	Total			3-Ptr			Rebounds			PF	TP	A	TO	Blk	Stl	Min
		FG	FGA	FT	FTA	FG	FGA	FT	FTA	Off							
15	COOKE, Malik	f	5-11	3-5	4-7	1	1	2	3	17	2	2	0	0	25		
24	HARRIS, Damontre	f	2-4	0-0	4-4	0	4	4	4	8	3	4	3	1	30		
33	SLAWSON, RJ	f	1-3	0-2	1-2	1	2	3	1	3	1	1	0	1	17		
23	ELLINGTON, Bruce	g	3-12	0-5	0-0	2	5	7	4	6	2	0	0	1	32		
32	LEONARD, Damien	q	2-5	0-2	0-0	0	0	0	1	4	0	1	0	1	21		
01	WILLIAMS, Brenton		3-5	0-2	0-0	0	1	1	2	6	2	1	0	0	19		
05	SMITH, Eric		0-0	0-0	2-2	0	1	1	1	2	0	0	0	0	8		
13	GILL, Anthony		3-4	1-1	2-4	1	3	4	0	9	1	1	1	1	29		
30	JACKSON, Lakeem		1-3	0-0	1-2	0	1	1	1	3	2	0	0	1	19		
Team						0	0	0									
Totals			20-47	4-17	14-21	5	18	23	17	58	13	10	4	6	200		

FG % 1st Half: 10-23 43.5% 2nd half: 10-24 41.7% Game: 20-47 42.6% Deadball Rebounds: 3
 3FG % 1st Half: 1-8 12.5% 2nd half: 3-9 33.3% Game: 4-17 23.5%
 FT % 1st Half: 1-2 50.0% 2nd half: 13-19 68.4% Game: 14-21 66.7%

Officials: Gary Maxwell, Rick Hartzell, Don Daily
 Technical fouls: LSU-None, South Carolina-WILLIAMS, Brenton.
 Attendance: 10092

Score by periods	1st	2nd	Total
LSU	25	43	68
South Carolina	22	36	58

	Points	In Paint	Off T/O	2nd Chance	Fast Break	Bench
LSU	24	7	6	9	10	
SC	26	19	6	6	20	

Last FG - LSU 2nd-00:18, SC 2nd-00:44.
 Largest lead - LSU by 11 2nd-07:39, SC by 3 1st-04:26.

Score tied - 3 times.
 Lead changed - 2 times.

NON-CONFERENCE SCHEDULE

The 2012-13 non-conference slate features 10 home dates, including one exhibition, to be played at Colonial Life Arena, two trips to New York City and an international visit to Puerto Vallarta, Mexico, to highlight the lineup. In the non-conference portion of its schedule, the Gamecocks will take part in three events, including the Hoops for Hope Classic with games in Columbia and Puerto Vallarta, Mexico, the annual SEC/BIG EAST Challenge, as well as the Brooklyn Hoops Holiday Invitational. The latter two will see the Gamecocks travel to New York City.

EXCEPTIONAL COACHING STAFF

The South Carolina men's basketball staff has nearly 100 years of coaching experience combined from the high school level, through the junior college ranks and at elite level programs in Division I basketball. Head coach Frank Martin is in his 13th season of coaching in college basketball, associate head coach Brad Underwood in his 27th, assistant coach Matt Figger in his 20th and Lamont Evans in his fifth.

CHATKEVICIUS MISSED FIRST SIX GAMES

South Carolina head men's basketball coach Frank Martin announced on Nov. 11 that freshman forward Laimonas Chatkevicius would miss the first six games of the 2012-13 season. The NCAA determined that Chatkevicius received impermissible benefits from his host family prior to enrolling at the University of South Carolina, and as a result he will be withheld from the first six games. He was able to return to game action vs. St. John's.

MARTIN CONFIRMS SIGNING OF RINGER, MCKIE AND THORNWELL

Martin on Desmond Ringer (F/C - 6-9 - 260 - McDonough, Ga. - Eagle's Landing)

"Desmond Ringer gives us size, strength, athleticism and skill on the front line. He comes from a very successful high school program, and we're excited to have him be part of our family. He is a guy that understands how to play, and he has great size and real good hands. Desmond is someone that we feel will become a big-time presence on the front line for many years to come."

Martin on Justin McKie (G - 6-4 - 180 - Columbia, S.C. - Irmo)

"With his name alone, it should give people an understanding of the kind of bloodlines that he has. Justin loves to win, and he is coached by Tim Whipple, one of the great coaches in the country, not just in high school basketball or in this state. In my seven months here, Justin has improved as much as any player that I have watched. We really like his toughness, his ability to play defense in a system that is similar to ours and his length and size on the perimeter. He is someone that, as we move forward, we think he is definitely a great part of building a championship program."

Martin on Sindarius Thornwell (G - 6-5 - 180 - Lancaster, S.C. - Oak Hill Academy)

"Sindarius Thornwell is an extremely talented guard, and he is a winner. In today's day and age, you have players that are highly ranked across the country that have a sense of entitlement, and he does not. He remains very humble and very loyal to his state. With his choice to play at South Carolina, it shows the kind of love that he, along with the other guys, have for this University. For he and Justin, representing their state was something very important to them. Sindarius has a chance to be a special player in our program. He is another big guard, who can play the point guard position, as well as the two and three. He is the consummate winner; he defends, he rebounds and he is a great decision maker with the basketball."

ROSTER BREAKDOWN

RETURNING STARTERS (2)

Bruce Ellington
Damien Leonard
**based on final game of 2011-12 season*

RETURNING LETTERWINNERS (9)

Bruce Ellington
Carlton Geathers
Lakeem Jackson
Damien Leonard
Shane Phillips
Brian Richardson
RJ Slawson
Eric Smith
Brenton Williams

GUARDS (8)

Austin Constable
Bruce Ellington
Damien Leonard
LaShay Page
Shane Phillips
Brian Richardson
Eric Smith
Brenton Williams

FORWARDS (7)

Michael Carrera
Laimonas Chatkevicius
Carlton Geathers
Lakeem Jackson
Mindaugas Kacinas
RJ Slawson
Brian Steele

BY HEIGHT

Laimonas Chatkevicius - 6'11"
Carlton Geathers - 6'10"
RJ Slawson - 6'8"
Mindaugas Kacinas - 6'7"
Lakeem Jackson - 6'5"
Michael Carrera - 6'5"
Brian Steele - 6'5"
Brian Richardson - 6'4"
Damien Leonard - 6'4"
LaShay Page - 6'2"
Austin Constable - 6'0"
Brenton Williams - 5'11"
Eric Smith - 5'11"
Shane Phillips - 5'10"
Bruce Ellington - 5'9"

PRONUNCIATION

Lie-MOAN-us Shh-CAVE-VEE-us
Min-DAWG-us Kye-CHIN-iss

2012-13 SOUTH CAROLINA ROSTER

ALPHABETICAL

No.	Name	Pos.	Ht.	Wt.	Cl.	Exp.	Hometown/High/Last School
24	Michael Carrera	F	6-5	212	FR	HS	Anzoátegui, Venezuela/Montrose Christian School
14	Laimonas Chatkevicius	F	6-11	255	FR	HS	Klaipeda, Lithuania/South Kent School
12	Austin Constable*	F	6-0	175	FR	HS	West Chester, Pa./Henderson
23	Bruce Ellington	G	5-9	197	JR	2VL	Moncks Corner, S.C./Berkeley
45	Carlton Geathers	F	6-10	255	RS SO	1VL	Georgetown, S.C./Carvers Bay
30	Lakeem Jackson	F	6-5	235	SR	3VL	Charlotte, N.C./Christ School
25	Mindaugas Kacinas	F	6-7	210	FR	HS	Klaipeda, Lithuania/Word of Life Fire Traditional School
32	Damien Leonard	G	6-4	190	SO	1VL	Greenville, S.C./J.L. Mann
0	LaShay Page	G	6-2	195	SR	2VL	Dillon, S.C./Dillon/Southern Mississippi
55	Shane Phillips*	G	5-10	170	SR	1L	Pittsburgh, Pa./Wheeling (W.Va.) Central
2	Brian Richardson	G	6-4	175	JR	2VL	Wilson, N.C./Greenfield School
33	RJ Slawson	F	6-8	220	JR	2VL	Charleston, S.C./Fort Dorchester
5	Eric Smith	G	5-11	205	JR	2VL	Mullins, S.C./Christ School
35	Brian Steele*	F	6-5	196	FR	HS	Greenville, S.C./Wade Hampton School
1	Brenton Williams	G	5-11	175	JR	1VL	Kissimmee, Fla./Osceola High School/Santa Fe College

NUMERICAL

No.	Name	Pos.	Ht.	Wt.	Cl.	Exp.	Hometown/High/Last School
0	LaShay Page	G	6-2	195	SR	2VL	Dillon, S.C./Dillon/Southern Mississippi
1	Brenton Williams	G	5-11	175	JR	1VL	Kissimmee, Fla./Osceola High School/Santa Fe College
2	Brian Richardson	G	6-4	175	JR	2VL	Wilson, N.C./Greenfield School
5	Eric Smith	G	5-11	205	JR	2VL	Mullins, S.C./Christ School
12	Austin Constable*	F	6-0	175	FR	HS	West Chester, Pa./Henderson
14	Laimonas Chatkevicius	F	6-11	255	FR	HS	Klaipeda, Lithuania/South Kent School
23	Bruce Ellington	G	5-9	197	JR	2VL	Moncks Corner, S.C./Berkeley
24	Michael Carrera	F	6-5	212	FR	HS	Anzoátegui, Venezuela/Montrose Christian School
25	Mindaugas Kacinas	F	6-7	210	FR	HS	Klaipeda, Lithuania/Word of Life Fire Traditional School
30	Lakeem Jackson	F	6-5	235	SR	3VL	Charlotte, N.C./Christ School
32	Damien Leonard	G	6-4	190	SO	1VL	Greenville, S.C./J.L. Mann
33	RJ Slawson	F	6-8	220	JR	2VL	Charleston, S.C./Fort Dorchester
35	Brian Steele*	F	6-5	196	FR	HS	Greenville, S.C./Wade Hampton School
45	Carlton Geathers	F	6-10	255	RS SO	1VL	Georgetown, S.C./Carvers Bay
55	Shane Phillips*	G	5-10	170	SR	1L	Pittsburgh, Pa./Wheeling (W.Va.) Central

Head Coach: Frank Martin (Florida International, '93)

Associate Head Coach: Brad Underwood (Kansas State, '86)

Assistant Coach/Recruiting Coordinator: Matt Figger (Eastern Kentucky, '95)

Assistant Coach: Lamont Evans (Kansas State, '09)

Director of Basketball Operations: Andy Assaley (Cincinnati, '96)

Strength & Conditioning Coach: Scott Greenawalt (Muskingum College, '98)

Athletic Trainer: Mark Rodger (Buffalo, '01)


Video Coordinator: Dylan Lockwood (Cazenovia, '05)

Graduate Student Manager/Student-Athlete Development: Doug Edwards (Florida State, '07)

Graduate Student Manager: Darren Kent (Kansas State, '09)

** indicates walk-on*

RADIO/TV SPOT CHART




#0

LASHAY PAGE
Sr. - G - 6-2 - 195
Dillon, S.C.
Southern Miss.



#1

BRENTON WILLIAMS
Jr. - G - 5-11 - 175
Kissimmee, Fla.
Santa Fe College




#2

BRIAN RICHARDSON
Jr. - G - 6-4 - 175
Wilson, N.C.
Greenfield School




#5

ERIC SMITH
Jr. - G - 5-11 - 205
Mullins, S.C.
Christ School




#12

AUSTIN CONSTABLE
Fr. - G - 6-0 - 175
West Chester, Pa.
Henderson



#14

LAIMONAS CHATKEVICIUS
Fr. - F - 6-11 - 255
Klaipeda, Lithuania
South Kent (Conn.)
School




#23

BRUCE ELLINGTON
Jr. - G - 5-9 - 197
Moncks Corner, S.C.
Berkeley



#24

MICHAEL CARRERA
Fr. - F - 6-5 - 212
Anzoátegui, Venezuela
Montrose Christian



#25

MINDAUGAS KACINAS
Fr. - F - 6-7 - 210
Klaipeda, Lithuania
Word of Life Fire
Traditional School



#30

LAKEEM JACKSON
Sr. - F - 6-5 - 235
Charlotte, N.C.
Christ School



#32

DAMIEN LEONARD
So. - G - 6-4 - 190
Greenville, S.C.
J.L. Mann




#33

RJ SLAWSON
Jr. - F - 6-8 - 220
Charleston, S.C.
Fort Dorchester



#35

BRIAN STEELE
Fr. - F - 6-5 - 196
Greenville, S.C.
Wade Hampton School



#45

CARLTON GEATHERS
R-So. - F - 6-10 - 255
Georgetown, S.C.
Carvers Bay



#55

SHANE PHILLIPS
Sr. - G - 5-10 - 170
Pittsburgh, Pa.
Wheeling Central (W.Va.)



FRANK MARTIN
Head Coach



BRAD UNDERWOOD
Associate Head Coach



MATT FIGGER
Assistant Coach/
Recruiting Coordinator



LAMONT EVANS
Assistant Coach



ANDY ASSALEY
Director of Basketball
Operations



SCOTT GREENAWALT
Strength & Conditioning
Coach



MARK RODGER
Athletic Trainer



DOUG EDWARDS
Grad. Student Manager/
Student-Athlete
Development



DARREN KENT
Grad. Student Manager



DYLAN LOCKWOOD
Video Coordinator



EMILY FEENEY-MOLINARY
Media Relations

GAMECOCKS RECORD WHEN ...

At home	7-3
On the road	0-2
At neutral sites	3-0
In overtime	2-0
vs. Top 25 team	0-0
vs. Top 10 team	0-0
vs. Top 3 team	0-0
Leading at half	8-1
Trailing at half	2-3
Tied at half	0-1
Shooting 50% or better	5-0
Shooting between 39-49%	5-3
Shooting less than 39%	0-2
Opp. shooting 50% or better	2-2
Opp. shooting between 39-49%	5-2
Opp. shooting less than 39%	3-1
Shooting better than opp.	9-1
Shooting worse than/equal to opp.	1-4
Starters out-score opp. starters	5-1
Opp. starters score/equal more	5-4
Bench out-scores opp. bench	9-3
Opp. bench scores/equals more	1-2
Having more FTs than opp.	5-1
Having equal/less FTs than opp.	5-4
Have more TOs than opp.	6-4
Having equal/less TOs than opp.	4-1
Having more rebounds than opp.	9-5
Having equal/less rebounds than opp.	1-0
Making 6 or more 3FGs	7-3
Having 15 or more assists	5-1
Having less than 15 assists	5-4
Score more points in paint than opp.	6-1
Scoring equal/less points in paint than opp.	4-4
Scoring more points off TOs than opp.	7-1
Scoring equal/less points off TOs than opp.	3-4
Scoring more 2nd-chance points than opp.	8-5
Scoring equal/less 2nd-chance points than opp.	2-0
Scoring more fast break points than opp.	3-1
Scoring equal/less fast break points than opp.	7-4
Wearing White uniforms	4-3
Wearing Garnet uniforms	0-1
Wearing Black uniforms	2-0
Wearing Gray Uniforms	4-1
Playing on live TV	7-4
Playing in November	5-2
Playing in December	4-1
Playing in January	1-2
Playing in February	0-0
Playing in March	0-0
Playing a day-game	3-1
Playing a night-game	7-3
Playing on Sunday	2-1
Playing on a Monday	1-0
Playing on a Tuesday	0-0
Playing on a Wednesday	1-2
Playing on a Thursday	0-1
Playing on a Friday	3-0
Playing on a Saturday	3-1
Scoring margin is 5 points or less	1-2
Margin is between 6-10	3-1
Margin is between 11-20	6-1
Margin is more than 20	0-1
Scoring 59 points or less	0-3
Scoring 60-69 points	1-1
Scoring 70-79 points	4-1
Scoring 80-89 points	4-0
Scoring 90-99 points	1-0
Scoring 100+ points	0-0

MISCELLANEOUS

Current streak	L2
Home court streak	L1
Away streak	L2
Neutral court streak	W3

2012-13 SUPERLATIVES

(tied for team lead also included)

Scoring Leaders	'12-13	Career
LaShay Page	3	3*
Brenton Williams	4	5
Lakeem Jackson	3	5
Michael Carrera	2	2
Brian Richardson	2	4
Bruce Ellington	1	21

Rebounding Leaders	'12-13	Career
Michael Carrera	4	4
Lakeem Jackson	6	22
LaShay Page	1	1*
Mindaugas Kacinas	2	2
Laimonas Chatkevicius	1	1
Damien Leonard	2	2
Brian Richardson	1	1

Assists Leaders	'12-13	Career
Eric Smith	11	17
Lakeem Jackson	3	26
Brian Richardson	3	4
Bruce Ellington	1	35

Blocks Leaders	'12-13	Career
Michael Carrera	4	4
RJ Slawson	3	8
Damien Leonard	1	1
Brenton Williams	2	2
Brian Richardson	2	2
Lakeem Jackson	5	8
Mindaugas Kacinas	6	6
LaShay Page	1	1*

Steals Leaders	'12-13	Career
Lakeem Jackson	5	22
Eric Smith	6	7
Brenton Williams	6	9
Brian Richardson	3	10
Mindaugas Kacinas	1	1
LaShay Page	1	1*
Michael Carrera	1	1
Damien Leonard	1	4
RJ Slawson	3	8
Bruce Ellington	4	18

Double-Figure Scoring	'12-13	Career
Michael Carrera	5	5
Lakeem Jackson	8	26
LaShay Page	5	5*
Brenton Williams	10	16
RJ Slawson	1	4
Eric Smith	3	5
Brian Richardson	7	17
Mindaugas Kacinas	5	5
Bruce Ellington	4	32
Damien Leonard	3	11

20+ points	'12-13	Career
LaShay Page	2	2*
Brenton Williams	1	1
Brian Richardson	1	1

30+ points	'12-13	Career
-	-	-

Double-Figure Rebounding	'12-13	Career
Michael Carrera	2	2
Mindaugas Kacinas	3	3
Lakeem Jackson	3	9

5+ assists	'12-13	Career
Eric Smith	7	8
Lakeem Jackson	2	8
Bruce Ellington	1	10

3+ steals	'12-13	Career
Eric Smith	1	1

2+ blocks	'12-13	Career
Michael Carrera	3	3
Lakeem Jackson	3	7
Mindaugas Kacinas	4	4
Brian Richardson	1	1
RJ Slawson	1	4

Double-Doubles	'12-13	Career
Michael Carrera	2	2
Lakeem Jackson	2	3
Mindaugas Kacinas	1	1

Clutch Free Throws (under 5 min/OT)		
Brenton Williams	13-16	.813
Michael Carrera	6-8	.750
Eric Smith	9-12	.750
Lakeem Jackson	0-7	.000
RJ Slawson	1-5	.200
Damien Leonard	4-6	.667
LaShay Page	14-15	.933
Bruce Ellington	4-5	.800
Laimonas Chatkevicius	1-4	.250
Brian Steele	2-2	1.000
Brian Richardson	7-8	.875
Mindaugas Kacinas	11-14	.786
Totals	72-102	.706

* indicates at South Carolina

Miscellaneous

Largest Halftime Lead		
SC	27, vs. Jacksonville, Dec. 7, 2012	
Opp	15, Milwaukee, Nov. 11, 2012	
Smallest Halftime Lead		
SC	1, vs. Auburn, Jan. 12, 2012	
Opp	1, Clemson, Dec. 2, 2012	
Fewest Points In First Half		
SC	23, twice, last vs. Elon, Nov. 21, 2012	
Opp	22, UALR, Nov. 25, 2012	
Most Points In First Half		
SC	57, vs. Jacksonville, Dec. 7, 2012	
Opp	41, Morgan State, Nov. 16, 2012	
Most Points In Second Half		
SC	44, vs. Rider, Nov. 19, 2012	
Opp	51, St. John's, Nov. 29, 2012	
Fewest Points In Second Half		
SC	27, vs. Manhattan, Dec. 22, 2012	
Opp	25, Missouri State, Nov. 24, 2012	
Most Points in Overtime		
SC	16, twice, last vs. Mizz. State, Nov. 24, 2012	
Opp	9, twice, last Missouri State, Nov. 24, 2012	
Largest Margin of Victory		
SC	17, vs. Jacksonville, Dec. 7, 2012	
Opp	24, St. John's, Nov. 29, 2012	
Smallest Margin of Victory		
SC	5, vs. Appalachian State, Dec. 19, 2012	
Opp	2, at Mississippi State, Jan. 9, 2013	

2012-13 GAME BY GAME COMPARISON

	Date	Result	FG-A	Pct	3FG-A	Pct	FT-A	Pct	O-D-Total	PF	Pts	A	TO	Blk	Stl	Min	Half
Milwaukee & South Carolina	Nov. 11	W, 82-75 (OT)	26-67	.388	14-33	.424	9-19	.474	15-18-33	24	75	17	15	3	7	225	38
Morgan State			28-63	.444	0-11	.000	26-31	.839	17-28-45	16	82	11	17	7	5	225	23
South Carolina	Nov. 16	W, 87-71	28-53	.528	2-13	.154	13-20	.650	6-16-22	20	71	13	20	4	11	200	41
Rider & South Carolina	Nov. 19	W, 88-76	30-57	.526	6-16	.375	21-26	.808	13-22-35	20	87	10	20	2	5	200	45
Elon			27-53	.509	6-14	.429	16-21	.762	8-15-23	13	76	13	17	2	9	200	37
South Carolina	Nov. 21	L, 65-53	32-60	.533	13-27	.481	11-14	.786	11-22-33	20	88	22	18	2	5	200	44
Missouri State ^			26-57	.456	8-15	.533	5-11	.455	9-21-30	19	65	13	14	6	12	200	31
South Carolina	Nov. 21	L, 65-53	18-56	.321	6-19	.316	11-17	.647	18-25-43	16	53	10	22	5	7	200	23
South Carolina	Nov. 24	W, 74-67 (OT)	23-59	.390	5-19	.263	16-28	.571	12-17-29	24	67	7	13	0	10	225	33
UALR ^			22-39	.564	8-18	.444	22-28	.786	4-29-33	24	74	13	25	5	2	225	28
South Carolina	Nov. 25	W, 74-62	23-57	.404	5-16	.313	11-23	.478	15-10-25	18	62	14	12	3	11	200	22
St. John's %			28-50	.560	6-16	.375	12-17	.706	15-25-40	20	74	14	21	5	9	200	39
South Carolina	Nov. 29	L, 89-65	33-58	.569	7-14	.500	16-24	.667	11-20-31	18	89	19	7	9	8	200	38
Clemson			24-65	.369	5-23	.217	12-21	.571	24-19-43	17	65	10	12	1	2	200	26
South Carolina	Dec. 2	L, 64-55	17-39	.436	3-11	.273	27-37	.730	722-29	25	64	8	13	8	10	200	28
Jacksonville			18-52	.346	4-15	.267	15-22	.682	17-19-36	28	55	10	19	4	3	200	27
South Carolina	Dec. 7	W, 91-74	26-68	.382	3-20	.150	19-28	.679	13-18-31	22	74	11	7	8	7	200	30
Appalachian State			31-56	.554	10-16	.525	19-29	.655	10-32-42	25	91	20	17	6	3	200	57
South Carolina	Dec. 19	W, 74-69	23-63	.365	4-14	.286	19-22	.864	17-23-40	24	69	12	17	4	6	200	35
Manhattan #			28-61	.459	5-15	.333	13-19	.684	13-24-37	21	74	18	17	8	4	200	37
South Carolina	Dec. 22	W, 63-57	18-45	.400	8-24	.333	13-24	.542	10-13-23	21	57	16	13	4	13	200	30
Presbyterian			20-49	.408	6-20	.300	17-25	.680	19-23-42	19	63	10	19	1	6	200	36
South Carolina	Dec. 29	W, 76-60	23-49	.469	4-13	.308	10-13	.769	7-18-25	18	60	10	15	4	5	200	24
SC State			27-56	.482	7-16	.438	15-24	.625	15-19-34	14	76	15	9	4	5	200	40
South Carolina	Jan. 5	W, 80-69	26-61	.426	0-7	0.0	17-22	.773	15-26-41	21	69	13	15	4	3	200	29
Mississippi State			32-71	.451	4-16	.250	12-21	.571	17-25-42	18	80	16	9	3	4	200	37
South Carolina	Jan. 9	L, 56-54	19-49	.388	0-10	.000	18-25	.720	9-20-29	15	56	8	17	8	14	200	26
Auburn			20-51	.392	8-21	.381	6-11	.545	13-25-38	20	54	10	24	5	7	200	26
South Carolina	Jan. 12	L, 74-71	24-41	.585	8-18	.444	18-28	.643	9-15-24	23	74	14	17	3	9	200	38
			26-57	.456	8-20	.400	11-16	.688	17-14-31	24	71	20	15	3	4	200	39

* indicates SEC contest | &-Hoops For Hope Classic (Columbia, S.C.) | ^-Hoops For Hope Classic (Puerto Vallarta, Mexico) | %-SEC/BIG EAST Challenge | #-Brooklyn Hoops Holiday Invitational (Brooklyn, N.Y.)

2012-13 RESULTS: OVERALL, 10-5; HOME, 7-3; AWAY, 0-2; NEUTRAL, 3-0; SEC, 0-2

DATE	OPPONENT	W/L	SCORE	RECORD (SEC)	POINTS	REBOUNDS	ASSISTS	BLOCKS	STEALS	ATTENDANCE
Nov. 11	Milwaukee &	W	82-75 (OT)	1-0	Page (19)	Carrera (15)	Smith (4)	Carrera (3)	5 with 1	7335 (paid)
Nov. 16	Morgan State	W	87-71	2-0	Page (20)	Jackson (8)	Jackson (4)	Slawson/Lenard (1)	Page (2)	8019 (paid)
Nov. 19	Rider &	W	88-76	3-0	Williams (22)	Jackson (7)	Richardson (6)	Williams/Richardson (1)	Jackson (2)	7157 (paid)
Nov. 21	Elon	L	65-53	3-1	Jackson (14)	Jackson (10)	Richardson (4)	Jackson (2)	Jackson (2)	6754 (paid)
Nov. 24	vs. Missouri State ^	W	74-64 (OT)	4-1	Page (22)	Page (6)	Smith (6)	Kacinas (2)	Carrera/Leonard (1)	303
Nov. 25	vs. UALR ^	W	74-62	5-1	Williams (17)	Jackson (15)	Smith/Jackson (5)	Jackson/Kacinas (2)	Smith (3)	276
Nov. 29	at St. John's %	L	89-65	5-2	Carrera (11)	Carrera (11)	Smith/Richardson (2)	Page (1)	Slawson/Williams (1)	4,902
Dec. 2	Clemson	L	64-55	5-3	Williams (16)	Jackson/Carrera (6)	Smith (3)	4 with 1	3 with 1	10,684 (paid)
Dec. 7	Jacksonville	W	91-74	6-3	Carrera (17)	Carrera (9)	Smith (7)	Carrera/Kacinas (2)	3 with 1	6,980 (paid)
Dec. 19	Appalachian State	W	74-69	7-3	Jackson (16)	Kacinas (12)	Smith (9)	Kacinas (3)	4 with 1	8,118 (paid)
Dec. 22	vs. Manhattan #	W	63-57	8-3	Williams (17)	Jackson (11)	Smith/Jackson (3)	Williams (1)	Williams/Slawson (2)	-
Dec. 29	Presbyterian	W	76-60	9-3	Richardson (16)	Chatkevicius/Leonard (6)	Smith (5)	Slawson (3)	Williams (2)	7,344 (paid)
Jan. 5	SC State	W	80-69	10-3	Jackson (16)	Kacinas (10)	Smith (7)	3 with 1	Williams (2)	7,394 (paid)
Jan. 9	at Miss. State*	L	56-54	10-4	Richardson (20)	Richardson (8)	Smith (5)	Jackson (4)	3 with 2	4,054
Jan. 12	Auburn*	L	74-71	10-5	Ellington (18)	Leonard (9)	Ellington/Carrera (5)	Carrera (2)	Ellington (2)	9,117 (paid)

* indicates SEC contest | &-Hoops For Hope Classic (Columbia, S.C.) | ^-Hoops For Hope Classic (Puerto Vallarta, Mexico) | %-SEC/BIG EAST Challenge | #-Brooklyn Hoops Holiday Invitational (Brooklyn, N.Y.)

2012-13 STARTING LINEUP WIN-LOSS

Guard	Guard	Forward	Forward	Forward	2012-13	Games
Page	Smith	Slawson	Jackson	Carrera	2-2	4
Guard	Guard	Guard	Forward	Forward	2012-13	Games
Page	Smith	Williams	Jackson	Slawson	2-1	3
Guard	Guard	Forward	Forward	Forward	2012-13	Games
Page	Smith	Kacinas	Jackson	Slawson	2-0	2
Guard	Guard	Forward	Forward	Forward	2012-13	Games
Williams	Smith	Slawson	Jackson	Carrera	1-0	1
Guard	Guard	Forward	Forward	Forward	2012-13	Games
Williams	Smith	Kacinas	Jackson	Carrera	1-0	1
Guard	Guard	Guard	Forward	Forward	2012-13	Games
Williams	Smith	Richardson	Jackson	Kacinas	1-0	1
Guard	Guard	Guard	Forward	Forward	2012-13	Games
Leonard	Smith	Richardson	Jackson	Kacinas	1-0	1
Guard	Guard	Guard	Forward	Forward	2012-13	Games
Ellington	Smith	Richardson	Jackson	Kacinas	0-2	2



#30 - LAKEEM JACKSON

SENIOR | FORWARD | 6'5" | 235 | 3 LETTERS
CHARLOTTE, N.C./CHRIST SCHOOL

JACKSON'S CAREER HIGHS

POINTS
19 vs. Baylor (Jan. 2, 2010)

FIELD GOALS
9 vs. Baylor (Jan. 2, 2010)

FIELD GOAL ATTEMPTS
17 vs. Baylor (Jan. 2, 2010)

3-POINT FIELD GOALS
1, three times, last vs. Vanderbilt (Jan. 8, 2011)

3-POINT FIELD GOAL ATTEMPTS
4 vs. Alabama A&M (Nov. 13, 2009)

FREE THROWS
5 vs. Furman (Dec. 21, 2009)

FREE THROW ATTEMPTS
9, twice, last vs. Baylor (Jan. 2, 2010)

REBOUNDS
15, vs. Missouri State (Nov. 24, 2012)

ASSISTS
7, at Vanderbilt (Feb. 5, 2011)

BLOCKS
4, vs. Miss. State (Jan. 9, 2013)

STEALS
6 vs. Baylor (Jan. 2, 2010)

MINUTES PLAYED
44, vs. WKU (Nov. 27, 2010)

JACKSON'S SEASON HIGHS

POINTS
16, twice, last vs. SC State (Jan. 5, 2013)

FIELD GOALS
8, twice, last vs. SC State (Jan. 5, 2013)

FIELD GOAL ATTEMPTS
15, vs. SC State (Jan. 5, 2013)

3-POINT FIELD GOALS
-

3-POINT FIELD GOAL ATTEMPTS
1, vs. Presbyterian (Dec. 29, 2012)

FREE THROWS
3, vs. Missouri State (Nov. 24, 2012)

FREE THROW ATTEMPTS
5, vs. Missouri State (Nov. 24, 2012)

REBOUNDS
15, vs. Missouri State (Nov. 24, 2012)

ASSISTS
5, twice, last vs. Jacksonville (Dec. 7, 2012)

BLOCKS
4, vs. Miss. State (Jan. 9, 2013)

STEALS
2, 3 times, last vs. Miss. State (Jan. 9, 2013)

MINUTES PLAYED
40, vs. Milwaukee (Nov. 11, 2012)

2012-13

Opponent	Date	GS	Min	FG-FGA	Pct	3FG-3FGA	Pct	FT-FTA	Pct	Off	Def	Tot	Avg	PF	FO	A	TO	Blk	Stl	Pts	Avg
MILWAUKEE	11/11/12	* 40	6-10	.600	0-0	.000	0-1	.000	1	5	6	6.0	1	0	0	2	1	1	12	12.0	
MORGAN STATE	11/16/12	* 34	3-5	.600	0-0	.000	2-4	.400	2	6	8	7.0	3	0	4	2	0	1	8	10.0	
RIDER	11/19/12	* 32	7-8	.686	0-0	.000	0-0	.000	1	6	7	7.0	3	0	3	4	0	2	14	11.3	
ELON	11/21/12	* 36	7-13	.639	0-0	.000	0-1	.333	6	4	10	7.8	2	0	2	2	2	2	10	12.0	
vs. Missouri State	11/24/12	* 35	3-3	.667	0-0	.000	3-5	.455	2	2	4	7.0	4	0	2	3	0	0	9	11.4	
vs. UALR	11/25/12	* 35	5-7	.674	0-0	.000	0-3	.357	5	10	15	8.3	0	0	5	3	2	0	10	11.2	
at St. John's	11/29/12	* 20	3-7	.642	0-0	.000	0-1	.333	4	2	6	8.0	3	0	0	3	0	0	6	10.4	
CLEMSON	12/2/12	* 33	2-5	.621	0-0	.000	0-0	.333	4	2	3	7.8	2	0	1	3	1	0	4	9.6	
JACKSONVILLE	12/7/12	* 29	2-4	.613	0-0	.000	1-1	.375	1	6	7	7.7	1	0	5	3	1	1	5	9.1	
APPALACHIAN ST	12/19/12	* 30	8-11	.630	0-0	.000	0-3	.316	2	5	7	7.6	2	0	1	4	1	0	16	9.8	
vs. Manhattan	12/22/12	* 34	4-5	.641	0-0	.000	1-2	.333	3	8	11	7.9	3	0	3	3	0	0	9	9.7	
PRESBYTERIAN	12/29/12	* 27	5-11	.618	0-1	.000	0-2	.304	3	1	4	7.6	4	0	2	0	0	0	10	9.8	
SC STATE	1/5/13	* 32	8-15	.666	0-0	.000	0-3	.269	4	4	8	7.6	3	0	2	2	1	0	16	10.2	
at Miss State	1/9/13	* 26	2-2	.613	0-0	.000	0-2	.250	1	3	4	7.4	4	0	1	4	4	2	4	9.8	
AUBURN	1/12/13	* 28	4-7	.611	0-0	.000	2-4	.281	1	1	2	7.0	3	0	3	0	0	1	10	9.8	
at LSU	1/16/13																				
VANDERBILT	1/19/13																				
at Missouri	1/22/13																				
ARKANSAS	1/26/13																				
at Florida	1/30/13																				
GEORGIA	2/2/13																				
at Kentucky	2/5/13																				
TENNESSEE	2/10/13																				
LSU	2/14/13																				
at Alabama	2/16/13																				
OLE MISS	2/20/13																				
at Georgia	2/23/13																				
MISSOURI	2/28/13																				
at Texas A&M	3/2/13																				
MISS STATE	3/6/13																				
at Vanderbilt	3/9/13																				

SEASON NOTES

Earned the start for the season opener vs. Milwaukee (Nov. 11), posting 12 points on 6-of-10 shooting; also collected six rebounds ... Collected a team high eight rebounds and four assists, while adding eight points in 34 minutes vs. Morgan State (Nov. 16) ... Posted second double-figure scoring game of the season vs. Rider (Nov. 19) with 14 points, also a team high seven rebounds and three assists ... Led the team in points (14) and rebounds (10) vs. Elon (Nov. 21) in collecting his second-career double-double and his first since the 2010-11 season opener ... Posted nine points and two assists in overtime victory vs. Missouri State (Nov. 24) ... Collected second double-double of the season with 10 points and a career high 15 rebounds vs. UALR (Nov. 25) ... Named to Hoops For Hope Classic All-Tournament Team ... Contributed six points and six rebounds vs. St. John's (Nov. 29) ... Team high six rebounds vs. Clemson (Dec. 2) ... Matched season high with five assists vs. Jacksonville (Dec. 7), also seven rebounds ... Posted a season high 16 points, while adding seven rebounds in win vs. App State (Dec. 19) ... Pulled down a game high 11 rebounds in victory vs. Manhattan (Dec. 22) ... Scored 10 points and collected four rebounds vs. Presbyterian (Dec. 29) in the 100th game of his career in the Garnet and Black ... Matched season high with 16 points vs. SC State (Jan. 5) ... Blocked a career high four shots at Miss. State (Jan. 9) ... Scored 10 points and dished three assists with zero turnovers vs. Auburn (Jan. 12) ...

CAREER STATISTICS

Season	GP-GS	Min	Avg	FG	FGA	Pct	3FG	3FGA	Pct	FT	FTA	Pct	Off	Def	Tot	Avg	PF	FO	Ast	TO	Blk	Stl	Pts	Avg
2009-10	31-30	827	26.7	104	206	.505	0	8	.000	16	59	.271	63	91	154	5.0	66	0	59	35	19	47	224	7.2
2010-11	26-25	731	28.1	87	182	.478	3	10	.300	26	62	.419	71	75	146	5.6	40	0	66	46	5	24	203	7.8
2011-12	31-12	526	17.0	43	91	.473	0	2	.000	12	32	.375	31	52	83	2.7	35	1	44	36	3	24	98	3.2
2012-13	15-15	471	31.4	69	113	.611	0	1	.000	9	32	.281	40	65	105	7.0	38	0	34	38	13	10	147	9.8
Totals	103-82	2555	24.8	303	592	.512	3	21	.143	63	185	.341	205	283	488	4.7	179	1	203	155	40	105	672	6.5

CAREER SEC STATISTICS

Season	GP-GS	Min	Avg	FG	FGA	Pct	3FG	3FGA	Pct	FT	FTA	Pct	Off	Def	Tot	Avg	PF	FO	Ast	TO	Blk	Stl	Pts	Avg
2010	16-15	454	28.4	54	101	.535	0	0	.000	3	22	.136	33	48	81	5.1	41	0	32	19	5	21	111	6.9
2011	12-11	335	27.9	33	74	.446	1	3	.333	6	2	.273	30	28	58	4.8	17	0	25	22	1	4	73	6.1
2012	16-2	198	12.4	10	33	.303	0	0	.000	4	10	.400	10	19	29	1.8	12	0	13	11	0	10	24	1.5
2013	2-2	54	27.0	6	9	.667	0	0	.000	2	6	.333	2	4	6	3.0	7	0	4	4	4	3	14	7.0
Totals	46-30	1041	22.6	103	217	.475	1	3	.333	15	60	.250	75	99	174	3.8	77	0	74	56	10	38	222	4.8



#23 - BRUCE ELLINGTON

JUNIOR | GUARD | 5'9" | 197 | 2 LETTERS
MONCK'S CORNER, S.C./BERKELEY

ELLINGTON'S CAREER HIGHS

POINTS
31, at Furman (Dec. 22, 2010)

FIELD GOALS
11, at Furman (Dec. 22, 2010)

FIELD GOAL ATTEMPTS
23, at Furman (Dec. 22, 2010)

3-POINT FIELD GOALS
6, twice, last vs. Vanderbilt (Jan. 8, 2011)

3-POINT FIELD GOAL ATTEMPTS
13, twice, last vs. Tennessee (Feb. 16, 2011)

FREE THROWS
7, vs. Arkansas (Jan. 19, 2011)

FREE THROW ATTEMPTS
11, vs. Arkansas (Jan. 19, 2011)

REBOUNDS
8, vs. WKU (Nov. 27, 2010)

ASSISTS
8, vs. WKU (Nov. 27, 2010)

BLOCKS
1, 3 times, last vs. App State (Dec. 19, 2012)

STEALS
4, at Michigan State (Nov. 16, 2010)

MINUTES PLAYED
46, vs. WKU (Nov. 27, 2010)

ELLINGTON'S SEASON HIGHS

POINTS
18, vs. Auburn (Jan. 12, 2013)

FIELD GOALS
8, vs. Auburn (Jan. 12, 2013)

FIELD GOAL ATTEMPTS
15, vs. Auburn (Jan. 12, 2013)

3-POINT FIELD GOALS
3, vs. Miss. State (Jan. 9, 2013)

3-POINT FIELD GOAL ATTEMPTS
6, vs. Miss. State (Jan. 9, 2013)

FREE THROWS
6, vs. Jacksonville (Dec. 7, 2012)

FREE THROW ATTEMPTS
10, vs. Jacksonville (Dec. 7, 2012)

REBOUNDS
4, vs. Jacksonville (Dec. 7, 2012)

ASSISTS
5, vs. Auburn (Jan. 12, 2013)

BLOCKS
1, vs. Appalachian State (Dec. 19, 2012)

STEALS
2, twice, last vs. Auburn (Jan. 12, 2013)

MINUTES PLAYED
36, vs. Auburn (Jan. 12, 2013)

2012-13

Opponent	Date	GS	Min	FG-FGA	Pct	3FG-FGA	Pct	FT-FTA	Pct	Off	Def	Tot	Avg	PF	FO	A	TO	Blk	Stl	Pts	Avg	
MILWAUKEE	11/11/12	-	-	-	-	-	-	DNP - Football	-	-	-	-	-	-	-	-	-	-	-	-	-	-
MORGAN STATE	11/16/12	-	-	-	-	-	-	DNP - Football	-	-	-	-	-	-	-	-	-	-	-	-	-	-
RIDER	11/19/12	-	-	-	-	-	-	DNP - Football	-	-	-	-	-	-	-	-	-	-	-	-	-	-
ELON	11/21/12	-	-	-	-	-	-	DNP - Football	-	-	-	-	-	-	-	-	-	-	-	-	-	-
vs. Missouri State	11/24/12	-	-	-	-	-	-	DNP - Football	-	-	-	-	-	-	-	-	-	-	-	-	-	-
vs. UALR	11/25/12	-	-	-	-	-	-	DNP - Football	-	-	-	-	-	-	-	-	-	-	-	-	-	-
at St. John's	11/29/12	29	3-10	.300	0-4	.000	1-2	.500	1	0	1	1.0	1	0	0	3	0	0	7	7.0		
CLEMSON	12/2/12	27	4-9	.368	0-2	.000	4-5	.714	0	3	3	2.0	4	0	2	5	0	1	12	9.5		
JACKSONVILLE	12/7/12	25	3-7	.385	0-1	.000	6-10	.647	0	4	4	2.7	2	0	1	2	0	1	12	10.3		
APPALACHIAN ST	12/19/12	27	3-7	.394	2-2	.222	0-0	.647	1	3	4	3.0	3	0	1	2	1	1	8	9.8		
vs. Manhattan	12/22/12	-	-	-	-	-	-	DNP - Football	-	-	-	-	-	-	-	-	-	-	-	-	-	
PRESBYTERIAN	12/29/12	-	-	-	-	-	-	DNP - Football	-	-	-	-	-	-	-	-	-	-	-	-	-	
SC STATE	1/5/13	-	-	-	-	-	-	DNP - coach's decision	-	-	-	-	-	-	-	-	-	-	-	-	-	
at Miss State	1/9/13	*	23	4-7	.425	3-6	.333	0-0	.647	0	0	0	2.4	4	0	2	9	0	2	11	10.0	
AUBURN	1/12/13	*	36	8-15	.455	1-4	.316	1-1	.667	1	0	1	2.2	3	0	5	2	0	2	18	11.3	
at LSU	1/16/13																					
VANDERBILT	1/19/13																					
at Missouri	1/22/13																					
ARKANSAS	1/26/13																					
at Florida	1/30/13																					
GEORGIA	2/2/13																					
at Kentucky	2/5/13																					
TENNESSEE	2/10/13																					
LSU	2/14/13																					
at Alabama	2/16/13																					
OLE MISS	2/20/13																					
at Georgia	2/23/13																					
MISSOURI	2/28/13																					
at Texas A&M	3/2/13																					
MISS STATE	3/6/13																					
at Vanderbilt	3/9/13																					

SEASON NOTES

Joined the basketball team for practice on Nov. 27 and will continue with practices and games until the start of bowl practice for the Gamecock football squad ... Ellington is currently the top receiver for the Carolina football team with 38 catches for 564 yards and six TD's, including two TD's last weekend vs. Clemson ... Ellington also handles kickoff returns for the football squad (averages 22.2 yards per return in 2012) ... He posted back-to-back 100 receiving yards vs. Tennessee (Oct. 27), and Arkansas (Nov. 10), and caught seven passes vs. Clemson for 72 yards on Nov. 24 ... In his first basketball contest of the season vs. St. John's (Nov. 29), played a team high 29 minutes and scored seven points ... Posted 12 points off the bench and first two assists of the season vs. Clemson (Dec. 2) ... Scored 12 points vs. Jacksonville (Dec. 7), collecting a season high four rebounds in 25 minutes played ... Saw action vs. Appalachian State (Dec. 19), scoring eight points off the bench ... Will return to basketball following the Outback Bowl on Jan. 1 ... Returned to the court vs. Mississippi State (Jan. 9), posting 11 points and two assists, but committing nine turnovers ... Played with solid efficiency vs. Auburn (Jan. 12), dishing five assists against just two turnovers, also posted a team high 18 points in the contest ...

CAREER STATISTICS

Season	GP-GS	Min	Avg	FG	FGA	Pct	3FG	3FGA	Pct	FT	FTA	Pct	Off	Def	Tot	Avg	PF	FO	Ast	TO	Blk	Stl	Pts	Avg
2010-11	30-30	928	30.9	138	423	.326	61	198	.308	47	74	.635	25	75	100	3.3	75	0	97	87	0	31	384	12.8
2011-12	24-15	697	29.0	100	280	.357	39	118	.331	26	34	.765	18	37	55	2.3	53	0	74	54	2	16	265	11.0
2012-13	6-1	167	27.8	25	55	.455	6	19	.316	12	18	.667	3	10	13	2.2	17	0	11	22	1	7	68	11.3
Totals	60-47	1792	29.9	263	758	.347	106	335	.316	85	126	.675	46	122	168	2.8	145	0	182	163	3	54	717	12.0

CAREER SEC STATISTICS

Season	GP-GS	Min	Avg	FG	FGA	Pct	3FG	3FGA	Pct	FT	FTA	Pct	Off	Def	Tot	Avg	PF	FO	Ast	TO	Blk	Stl	Pts	Avg
2011	16-16	500	31.3	69	237	.291	31	122	.254	23	35	.657	18	32	50	3.1	41	0	42	43	0	14	192	12.0
2012	16-14	511	31.9	72	209	.344	26	85	.306	18	24	.750	14	28	42	2.6	34	0	58	40	1	14	188	11.8
2013	2-2	59	29.5	12	22	.545	4	10	.400	1	1	1.000	1	0	1	0.5	7	0	7	11	0	4	29	14.5
Totals	34-32	1070	31.5	153	468	.327	61	217	.281	42	60	.700	33	60	93	2.7	82	0	107	94	1	32	409	12.0



#2 - BRIAN RICHARDSON

JUNIOR | GUARD | 6'4" | 175 | 2 LETTERS
WILSON, N.C./GREENFIELD SCHOOL

RICHARDSON'S CAREER HIGHS

POINTS
20, vs. Miss. State (Jan. 9, 2013)

FIELD GOALS
7, vs. Miss. State (Jan. 9, 2013)

FIELD GOAL ATTEMPTS
19, vs. Miss. State (Jan. 9, 2013)

3-POINT FIELD GOALS
5, twice, last vs. Miss. State (Jan. 9, 2013)

3-POINT FIELD GOAL ATTEMPTS
11, vs. Miss. State (Jan. 9, 2013)

FREE THROWS
7, vs. Delaware State (12/1/10)

FREE THROW ATTEMPTS
8, vs. Delaware State (12/1/10)

REBOUNDS
8, vs. Elon (Nov. 21, 2012)

ASSISTS
6, vs. Rider (Nov. 19, 2012)

BLOCKS
2, vs. Appalachian State (Dec. 19, 2012)

STEALS
2, six times, last vs. Miss. State (Jan. 9, 2013)

MINUTES PLAYED
38, vs. Missouri State (Nov. 24, 2012)

RICHARDSON'S SEASON HIGHS

POINTS
20, vs. Miss. State (Jan. 9, 2013)

FIELD GOALS
7, vs. Miss. State (Jan. 9, 2013)

FIELD GOAL ATTEMPTS
19, vs. Miss. State (Jan. 9, 2013)

3-POINT FIELD GOALS
5, vs. Miss. State (Jan. 9, 2013)

3-POINT FIELD GOAL ATTEMPTS
11, vs. Miss. State (Jan. 9, 2013)

FREE THROWS
4, vs. Manhattan (Dec. 22, 2012)

FREE THROW ATTEMPTS
5, vs. Manhattan (Dec. 22, 2012)

REBOUNDS
8, twice, last vs. Miss. State (Jan. 9, 2013)

ASSISTS
6, vs. Rider (Nov. 19, 2012)

BLOCKS
2, vs. Appalachian State (Dec. 19, 2012)

STEALS
2, vs. Miss. State (Jan. 9, 2013)

MINUTES PLAYED
38, vs. Missouri State (Nov. 24, 2012)

2012-13

Opponent	Date	GS	Min	FG-FGA	Pct	3FG-FGA	Pct	FT-FTA	Pct	Off	Def	Tot	Avg	PF	FO	A	TO	Blk	Stl	Pts	Avg
MILWAUKEE	11/11/12	20	3-3	1.000	0-0	.000	0-0	.000	0	0	0	0	0.0	3	0	2	3	1	1	6	6.0
MORGAN STATE	11/16/12	20	4-6	.778	2-3	.667	0-0	.000	1	2	3	1.5	4	0	1	1	0	0	10	8.0	
RIDER	11/19/12	27	2-5	.643	1-3	.500	3-3	1.000	3	1	4	2.3	0	0	6	2	1	0	8	8.0	
ELON	11/21/12	30	2-12	.423	1-6	.333	2-2	1.000	2	6	8	3.8	3	0	4	4	1	1	7	7.8	
vs. Missouri State	11/24/12	38	5-7	.485	4-6	.444	0-0	1.000	0	4	4	3.8	2	0	0	1	1	0	14	9.0	
vs. UALR	11/25/12	19	0-3	.444	0-1	.421	0-0	1.000	0	0	0	3.2	4	0	1	1	0	0	0	7.5	
at St. John's	11/29/12	14	2-7	.419	2-5	.417	3-3	1.000	0	2	2	3.0	2	0	2	1	0	0	8	7.6	
CLEMSON	12/2/12	4	0-3	.391	0-1	.400	1-2	.889	0	0	0	2.6	0	0	0	1	0	1	1	6.8	
JACKSONVILLE	12/7/12	12	5-6	.442	4-4	.483	2-2	.909	0	1	1	2.4	1	0	0	0	0	0	16	7.8	
APPALACHIAN ST	12/19/12	11	1-4	.429	0-3	.438	0-0	.909	0	2	2	2.4	2	0	4	1	1	1	11	7.2	
vs. Manhattan	12/22/12	23	3-13	.391	2-7	.410	4-5	.875	2	1	3	2.5	3	0	0	1	0	1	12	7.6	
PRESBYTERIAN	12/29/12	* 34	5-8	.416	3-5	.432	3-4	.850	1	4	5	2.7	0	0	2	1	0	0	16	8.3	
SC STATE	1/5/13	* 27	6-14	.418	1-5	.408	2-4	.792	1	3	4	2.8	3	0	3	1	1	1	15	8.8	
at Miss State	1/9/13	* 35	7-19	.409	5-11	.417	1-2	.769	4	4	8	3.1	2	0	1	1	1	2	20	9.6	
AUBURN	1/12/13	* 14	0-4	.395	0-2	.403	0-0	.769	0	1	1	3.0	3	0	1	1	0	1	0	9.0	
at LSU	1/16/13																				
VANDERBILT	1/19/13																				
at Missouri	1/22/13																				
ARKANSAS	1/26/13																				
at Florida	1/30/13																				
GEORGIA	2/2/13																				
at Kentucky	2/5/13																				
TENNESSEE	2/10/13																				
LSU	2/14/13																				
at Alabama	2/16/13																				
OLE MISS	2/20/13																				
at Georgia	2/23/13																				
MISSOURI	2/28/13																				
at Texas A&M	3/2/13																				
MISS STATE	3/6/13																				
at Vanderbilt	3/9/13																				

SEASON NOTES

Scored six points on a perfect 3-of-3 shooting from the field in the season opener vs. Milwaukee (Nov. 11) ... High scorer off the bench with 10 points on 4-of-6 shooting from the field vs. Morgan State (Nov. 16) ... Dished a career high six assists and scored eight points in 27 minutes off the bench vs. Rider (Nov. 19) ... Posted another team best with four assists vs. Elon (Nov. 21), while collecting a career high eight rebounds ... Scored a season high 14 points vs. Missouri State (Nov. 24), hitting four 3s in the contest, playing a career high 38 minutes in the contest ... Dished one assist vs. UALR (Nov. 25) ... Scored eight points and collected two rebounds vs. St. John's (Nov. 29) ... Posted one steal vs. Clemson (Dec. 2) ... Posted 16 points, including a perfect 4-of-4 effort from 3-point range vs. Jacksonville (Dec. 7) in just 12 minutes played ... Posted a career high two blocks vs. Appalachian State (Dec. 19) ... Posted third-straight double-figure scoring game with 12 points in win vs. Manhattan (Dec. 22) ... Posted a team high 16 points vs. Presbyterian in his first start of the season (Dec. 29) ... Collected fifth-straight double-figure scoring game with 15 points, while adding three assists vs. SC State (Jan. 5) ... Had a career night in SEC opener at Miss. State (Jan. 9), posting a career high 20 points on seven made shots, including five 3s ... Was in foul trouble early vs. Auburn (Jan. 12), only saw 14 minutes of action, mainly in the second half ...

CAREER STATISTICS

Season	GP-GS	Min	Avg	FG	FGA	Pct	3FG	3FGA	Pct	FT	FTA	Pct	Off	Def	Tot	Avg	PF	FO	Ast	TO	Blk	Stl	Pts	Avg
2010-11	30-24	582	19.4	53	158	.335	41	122	.336	30	44	.682	5	43	48	1.6	57	1	16	29	6	20	177	5.9
2011-12	25-2	307	12.3	29	97	.299	14	60	.233	7	11	.636	8	17	25	1.0	30	0	10	15	1	6	79	3.2
2012-13	15-4	327	21.8	45	114	.395	25	62	.403	20	26	.769	14	31	45	3.0	32	0	23	19	8	8	135	9.0
Totals	69-29	1202	17.4	127	365	.348	80	242	.331	57	81	.704	27	90	117	1.7	116	1	48	62	15	33	391	5.7

CAREER SEC STATISTICS

Season	GP-GS	Min	Avg	FG	FGA	Pct	3FG	3FGA	Pct	FT	FTA	Pct	Off	Def	Tot	Avg	PF	FO	Ast	TO	Blk	Stl	Pts	Avg
2011	16-11	258	16.1	19	68	.276	16	50	.320	10	18	.556	4	18	22	1.4	31	1	3	15	3	11	64	4.0
2012	10-2	92	9.2	8	27	.296	5	17	.294	5	8	.625	2	3	5	0.5	12	0	1	3	0	1	26	2.6
2013	2-2	49	24.5	7	23	.304	5	13	.385	1	2	.500	4	5	9	4.5	5	0	2	2	1	3	20	10.0
Totals	28-15	399	14.3	34	118	.288	26	80	.325	16	28	.571	10	26	36	1.3	48	1	6	20	4	15	110	3.9



#33 - RJ SLAWSON

JUNIOR | FORWARD | 6'8" | 220 | 2 LETTERS
CHARLESTON, S.C./FORT DORCHESTER

SLAWSON'S CAREER HIGHS

POINTS
13, vs. North Carolina (Nov. 25, 2011)

FIELD GOALS
6, vs. North Carolina (Nov. 25, 2011)

FIELD GOAL ATTEMPTS
10, vs. North Carolina (Nov. 25, 2011)

3-POINT FIELD GOALS
2, 4 times, last vs. SC State (Jan. 3, 2012)

3-POINT FIELD GOAL ATTEMPTS
4, vs. SC State (Jan. 3, 2012)

FREE THROWS
4, 3 times, last vs. Providence (Dec. 1, 2011)

FREE THROW ATTEMPTS
6, twice, last vs. Manhattan (Dec. 22, 2012)

REBOUNDS
14, vs. North Carolina (Nov. 25, 2011)

ASSISTS
3, twice, last vs. Rider (Nov. 19, 2012)

BLOCKS
4, vs. North Carolina (Nov. 25, 2011)

STEALS
3, vs. SC State (Jan. 3, 2012)

MINUTES PLAYED
31, vs. North Carolina (Nov. 25, 2011)

SLAWSON'S SEASON HIGHS

POINTS
10, vs. Morgan State (Nov. 16, 2012)

FIELD GOALS
4, twice, last vs. SC State (Jan. 5, 2013)

FIELD GOAL ATTEMPTS
7, vs. Morgan State (Nov. 16, 2012)

3-POINT FIELD GOALS
1, vs. Appalachian State (Dec. 19, 2012)

3-POINT FIELD GOAL ATTEMPTS
2, vs. Missouri State (Nov. 24, 2012)

FREE THROWS
3, twice, last vs. Manhattan (Dec. 22, 2012)

FREE THROW ATTEMPTS
6, vs. Manhattan (Dec. 22, 2012)

REBOUNDS
8, vs. Elon (Nov. 21, 2012)

ASSISTS
3, vs. Rider (Nov. 19, 2012)

BLOCKS
3, vs. Presbyterian (Dec. 29, 2012)

STEALS
2, twice, last vs. Manhattan (Dec. 22, 2012)

MINUTES PLAYED
26, vs. Morgan State (Nov. 16, 2012)

2012-13

Opponent	Date	GS	Min	FG	Pct	3FG	Pct	FT	Pct	Off	Def	Tot	Avg	PF	FO	A	TO	Blk	Stl	Pts	Avg	
MILWAUKEE	11/11/12	* 14	0-1	.000	0-0	.000	0-0	.000	0	2	2	2.0	1	0	0	0	0	0	0	0	0	0
MORGAN STATE	11/16/12	* 26	4-7	.500	0-0	.000	2-2	1.000	6	1	7	4.5	5	1	2	3	1	1	10	5.0		
RIDER	11/19/12	* 19	0-3	.364	0-1	.000	2-2	1.000	2	1	3	4.0	4	0	3	2	0	0	2	4.0		
ELON	11/21/12	* 24	2-4	.400	0-0	.000	3-4	.875	4	4	8	5.0	4	0	1	2	1	1	7	4.8		
vs. Missouri State	11/24/12	* 15	0-4	.316	0-2	.000	0-0	.875	0	4	4	4.8	4	0	0	1	1	0	0	3.8		
vs. UALR	11/25/12	* 17	2-4	.348	0-1	.000	0-0	.875	2	2	4	4.7	5	1	1	2	1	2	4	3.8		
at St. John's	11/29/12	* 21	2-2	.400	0-0	.000	2-4	.750	3	1	4	4.6	2	0	0	1	0	1	6	4.1		
CLEMSON	12/2/12	* 13	1-2	.407	0-0	.000	0-1	.692	1	2	3	4.4	4	0	1	0	1	0	2	3.9		
JACKSONVILLE	12/7/12	* 10	1-4	.387	0-0	.000	2-4	.647	2	0	2	4.1	4	0	1	1	1	0	4	3.9		
APPALACHIAN ST	12/19/12	* 13	3-6	.405	1-1	.200	2-2	.684	2	1	3	4.0	4	0	0	2	0	1	9	4.4		
vs. Manhattan	12/22/12	18	2-4	.415	0-0	.200	3-6	.640	2	2	4	4.0	1	0	0	1	0	2	7	4.6		
PRESBYTERIAN	12/29/12	16	1-4	.400	0-0	.200	3-4	.655	3	2	5	4.1	3	0	1	0	3	1	5	4.7		
SC STATE	1/5/13	13	4-5	.440	0-0	.200	1-1	.667	0	1	1	3.8	4	0	0	0	0	0	9	5.0		
at Miss State	1/9/13	8	0-0	.440	0-0	.200	3-4	.676	1	3	4	3.9	2	0	0	1	0	0	3	4.9		
AUBURN	1/12/13	9	2-5	.436	0-1	.167	0-0	.676	2	3	5	2.5	4	0	1	1	0	0	4	4.8		
at LSU	1/16/13																					
VANDERBILT	1/19/13																					
at Missouri	1/22/13																					
ARKANSAS	1/26/13																					
at Florida	1/30/13																					
GEORGIA	2/2/13																					
at Kentucky	2/5/13																					
TENNESSEE	2/10/13																					
LSU	2/14/13																					
at Alabama	2/16/13																					
OLE MISS	2/20/13																					
at Georgia	2/23/13																					
MISSOURI	2/28/13																					
at Texas A&M	3/2/13																					
MISS STATE	3/6/13																					
at Vanderbilt	3/9/13																					

SEASON NOTES

Earned the start in season opener vs. Milwaukee (Nov. 11), pulled down just two rebounds in 14 minutes ... Posted 10 points and seven rebounds, including six on the offensive glass, vs. Morgan State (Nov. 16) ... Matched career high with three assists vs. Rider (Nov. 19) ... Collected a season high eight rebounds vs. Elon (Nov. 21) ... Collected four rebounds vs. Missouri State (Nov. 24) ... Scored four points, collected four rebounds and earned two steals vs. UALR (Nov. 25) ... Posted six points and four rebounds vs. St. John's (Nov. 29) ... Collected three rebounds vs. Clemson (Dec. 2) ... Scored four points and posted one block vs. Jacksonville (Dec. 7) ... Was in foul trouble early vs. the Dolphins, collecting three fouls in first eight minutes of the contest ... Posted nine points in victory vs. Appalachian State (Dec. 19) ... Scored seven points and pulled down four rebounds with two steals vs. Manhattan (Dec. 22) ... Blocked a season high three shots vs. Presbyterian (Dec. 29) ... Scored nine points off the bench vs. SC State (Jan. 5) ... Collected four rebounds and scored three points, all from the foul line, in SEC opener at Miss. State (Jan. 9) ... Posted four points and collected five rebounds in nine minutes off the bench vs. Auburn (Jan. 12) ...

CAREER STATISTICS

Season	GP-GS	Min	Avg	FG	FGA	Pct	3FG	3FGA	Pct	FT	FTA	Pct	Off	Def	Tot	Avg	PF	FO	Ast	TO	Blk	Stl	Pts	Avg
2010-11	28-0	252	9.0	24	58	.414	6	19	.316	9	11	.818	22	37	59	2.1	40	1	4	14	5	7	63	2.3
2011-12	31-5	553	17.8	52	119	.437	11	41	.268	23	37	.622	50	73	123	4.0	81	1	18	31	20	23	138	4.5
2012-13	15-10	235	15.7	24	55	.436	1	6	.167	23	34	.676	30	29	59	3.9	51	2	11	17	9	9	72	4.8
Totals	74-15	1041	14.1	100	232	.431	18	66	.273	55	82	.671	102	139	241	3.3	172	4	33	62	34	39	273	3.7

CAREER SEC STATISTICS

Season	GP-GS	Min	Avg	FG	FGA	Pct	3FG	3FGA	Pct	FT	FTA	Pct	Off	Def	Tot	Avg	PF	FO	Ast	TO	Blk	Stl	Pts	Avg
2011	15-0	153	10.2	11	32	.344	4	11	.364	4	4	1.000	11	20	31	2.1	27	1	0	4	2	4	30	2.0
2012	16-5	256	16.0	19	46	.413	3	17	.176	9	14	.643	23	27	50	3.1	40	0	7	16	5	10	50	3.1
2013	2-0	17	8.5	2	5	.400	0	1	.000	3	4	.750	3	6	9	4.5	6	0	1	2	0	0	7	3.5
Totals	33-5	426	12.9	32	83	.386	7	29	.241	16	22	.727	37	53	90	2.7	73	1	8	22	7	14	87	2.6



#5 - ERIC SMITH

JUNIOR | GUARD | 5'11" | 205 | 2 LETTERS
MULLINS, S.C./CHRIST SCHOOL

SMITH'S CAREER HIGHS

POINTS
18, vs. Tenn. State (Nov. 20, 2011)

FIELD GOALS
6, twice, last vs. Providence (Dec. 1, 2011)

FIELD GOAL ATTEMPTS
13, vs. Providence (Dec. 1, 2011)

3-POINT FIELD GOALS
5, vs. Tenn. State (Nov. 20, 2011)

3-POINT FIELD GOAL ATTEMPTS
8, vs. Providence (Dec. 1, 2011)

FREE THROWS
6, vs. Morgan State (Nov. 16, 2012)

FREE THROW ATTEMPTS
9, vs. Morgan State (Nov. 16, 2012)

REBOUNDS
3, 10 times, vs. Jacksonville (Dec. 7, 2012)

ASSISTS
9, vs. Appalachian State (Dec. 19, 2012)

BLOCKS
1, vs. Milwaukee (Nov. 12, 2012)

STEALS
3, vs. UALR (Nov. 25, 2012)

MINUTES PLAYED
38, vs. Milwaukee (Nov. 11, 2012)

SMITH'S SEASON HIGHS

POINTS
17, vs. Morgan State (Nov. 16, 2012)

FIELD GOALS
5, vs. Morgan State (Nov. 16, 2012)

FIELD GOAL ATTEMPTS
9, vs. Morgan State (Nov. 16, 2012)

3-POINT FIELD GOALS
2, vs. Auburn (Jan. 12, 2013)

3-POINT FIELD GOAL ATTEMPTS
4, twice, last vs. Auburn (Jan. 12, 2013)

FREE THROWS
6, vs. Morgan State (Nov. 16, 2012)

FREE THROW ATTEMPTS
9, vs. Morgan State (Nov. 16, 2012)

REBOUNDS
3, 3 times, last vs. Jacksonville (Dec. 7, 2012)

ASSISTS
9, vs. Appalachian State (Dec. 19, 2012)

BLOCKS
1, vs. Milwaukee (Nov. 11, 2012)

STEALS
3, vs. UALR (Nov. 25, 2012)

MINUTES PLAYED
38, vs. Milwaukee (Nov. 11, 2012)

2012-13

Opponent	Date	GS	Min	FG-FGA	Pct	3FG-FGA	Pct	FT-FTA	Pct	Off	Def	Tot	Avg	PF	FO	A	TO	Blk	Stl	Pts	Avg
MILWAUKEE	11/11/12	*	38	2-9	.222	0-1	.000	2-2	1.000	0	1	1	1.0	1	0	4	1	1	1	6	6.0
MORGAN STATE	11/16/12	*	25	5-9	.389	1-3	.250	6-9	.727	0	2	2	1.5	1	0	0	3	0	0	17	11.5
RIDER	11/19/12	*	23	2-6	.375	0-3	.143	2-4	.667	1	1	2	1.7	4	0	3	1	0	1	6	9.7
ELON	11/21/12	*	20	1-5	.345	1-1	.250	0-0	.667	0	1	1	1.5	2	0	1	2	0	1	3	8.0
vs. Missouri State	11/24/12	*	33	0-2	.323	0-1	.222	2-2	.706	0	2	2	1.6	1	0	6	6	0	0	2	6.8
vs. UALR	11/25/12	*	30	4-7	.368	1-2	.273	3-4	.714	0	3	3	1.8	1	0	5	3	0	3	12	7.7
at St. John's	11/29/12	*	24	1-7	.333	1-4	.267	0-0	.714	2	0	2	1.9	4	0	2	2	0	0	3	7.0
CLEMSON	12/2/12	*	24	1-5	.320	0-1	.250	0-1	.682	1	2	3	2.0	2	0	3	2	0	1	2	6.4
JACKSONVILLE	12/7/12	*	24	3-7	.333	1-2	.278	0-0	.682	0	3	3	2.1	3	0	7	1	0	1	7	6.4
APPALACHIAN ST	12/19/12	*	23	2-3	.350	0-1	.263	1-2	.667	0	2	2	2.1	1	0	9	2	0	1	5	6.3
vs. Manhattan	12/22/12	*	28	1-5	.338	0-3	.227	1-1	.680	0	2	2	2.1	1	0	3	7	0	0	3	6.0
PRESBYTERIAN	12/29/12	*	28	1-5	.329	1-2	.250	0-0	.680	0	0	0	1.9	0	0	5	1	0	1	3	5.8
SC STATE	1/5/13	*	35	2-6	.329	0-1	.240	1-2	.667	2	2	4	2.1	0	0	7	3	0	0	5	5.7
at Miss State	1/9/13	*	35	4-7	.349	0-1	.231	0-1	.643	1	2	3	2.1	1	0	5	2	0	0	8	5.9
AUBURN	1/12/13	*	31	3-6	.360	2-4	.267	2-4	.625	0	0	0	2.0	1	0	2	3	0	0	10	6.1
at LSU	1/16/13																				
VANDERBILT	1/19/13																				
at Missouri	1/22/13																				
ARKANSAS	1/26/13																				
at Florida	1/30/13																				
GEORGIA	2/2/13																				
at Kentucky	2/5/13																				
TENNESSEE	2/10/13																				
LSU	2/14/13																				
at Alabama	2/16/13																				
OLE MISS	2/20/13																				
at Georgia	2/23/13																				
MISSOURI	2/28/13																				
at Texas A&M	3/2/13																				
MISS STATE	3/6/13																				
at Vanderbilt	3/9/13																				

SEASON NOTES

Solid in season opener vs. Milwaukee (Nov. 11), posting six points and four assists ... Was just one point shy of matching career high with 17 vs. Morgan State (Nov. 16) ... Set career highs with six made free throws and nine attempts vs. the Bears ... Was in foul trouble, but posted three assists and six points vs. Rider (Nov. 19) ... Posted an assist and steal, with three points vs. Elon (Nov. 21) ... Dished a season high six assists vs. Missouri State (Nov. 24) ... Scored 12 points and dished five assists vs. UALR (Nov. 25) ... Also career high three steals vs. UALR ... Scored three points and posted two assists vs. St. John's (Nov. 29) ... Was in foul trouble early vs. the Red Storm ... Matched career high with three rebounds vs. Clemson (Dec. 2); also three assists vs. Tigers ... Dished seven assists, against just one turnover, vs. Jacksonville (Dec. 7) ... Set a career high with nine assists vs. Appalachian State (Dec. 19); committed just two turnovers in the contest ... Dished three assists, but committed seven turnovers in win vs. Manhattan (Dec. 22) ... Collected five assists in win vs. Presbyterian (Dec. 29), committing just one turnover ... Posted seven assists and just three turnovers vs. SC State (Jan. 5) ... Dished five assists and scored eight points in SEC opener at Miss. State (Jan. 9) ... Posted 10 points, including two clutch back-to-back 3s in the second half, vs. Auburn (Jan. 12); also posted two assists ...

CAREER STATISTICS

Season	GP-GS	Min	Avg	FG	FGA	Pct	3FG	3FGA	Pct	FT	FTA	Pct	Off	Def	Tot	Avg	PF	FO	Ast	TO	Blk	Stl	Pts	Avg
2010-11	28-0	371	13.3	20	66	.303	8	35	.229	20	32	.625	6	16	22	0.8	29	0	42	25	0	6	68	2.4
2011-12	28-13	399	14.3	42	102	.412	20	50	.400	11	18	.611	3	23	26	0.9	27	1	33	36	0	11	115	4.1
2012-13	15-15	421	28.1	32	89	.360	8	30	.267	20	32	.625	7	23	30	2.0	23	0	62	42	1	10	92	6.1
Totals	71-28	1191	16.8	94	257	.366	36	115	.313	51	82	.622	16	62	78	1.1	79	1	137	103	1	27	275	3.9

CAREER SEC STATISTICS

Season	GP-GS	Min	Avg	FG	FGA	Pct	3FG	3FGA	Pct	FT	FTA	Pct	Off	Def	Tot	Avg	PF	FO	Ast	TO	Blk	Stl	Pts	Avg
2011	16-0	260	16.3	15	49	.306	6	24	.250	13	17	.765	6	7	13	0.8	18	0	23	15	0	4	49	3.1
2012	13-2	103	7.9	6	26	.231	2	9	.222	6	6	1.000	0	9	9	0.7	4	0	8	8	0	3	20	1.5
2013	2-2	66	33.0	7	13	.538	2	5	.400	2	5	.400	1	2	3	1.5	2	0	7	5	0	0	18	9.0
Totals	31-4	429	13.8	28	88	.318	10	38	.263	21	28	.7860	7	18	25	0.8	24	0	38	28	0	7	87	2.8



#1 - BRENTON WILLIAMS

JUNIOR | GUARD | 5'11" | 175 | 1 LETTER
 KISSIMMEE, FLA./OSCEOLA/SANTA FE COLLEGE

WILLIAMS' CAREER HIGHS

- POINTS**
22, vs. Rider (Nov. 19, 2012)
- FIELD GOALS**
7, vs. Rider (Nov. 19, 2012)
- FIELD GOAL ATTEMPTS**
13, vs. Morgan State (Nov. 16, 2012)
- 3-POINT FIELD GOALS**
5, vs. Rider (Nov. 19, 2012)
- 3-POINT FIELD GOAL ATTEMPTS**
8, twice, last vs. Manhattan (Dec. 22, 2012)
- FREE THROWS**
8, twice, last vs. Milwaukee (Nov. 11, 2012)
- FREE THROW ATTEMPTS**
8, twice, last vs. Milwaukee (Nov. 11, 2012)
- REBOUNDS**
4, twice, last vs. Rider (Nov. 19, 2012)
- ASSISTS**
4, vs. Rider (Nov. 19, 2012)
- BLOCKS**
1, 5 times, last vs. App State (Dec. 19, 2012)
- STEALS**
5, vs. Western Carolina (Nov. 11, 2011)
- MINUTES PLAYED**
38, vs. Rider (Nov. 19, 2012)

WILLIAMS' SEASON HIGHS

- POINTS**
22, vs. Rider (Nov. 19, 2012)
- FIELD GOALS**
7, twice, last vs. UALR (Nov. 25, 2012)
- FIELD GOAL ATTEMPTS**
13, vs. Morgan State (Nov. 16, 2012)
- 3-POINT FIELD GOALS**
5, vs. Rider (Nov. 19, 2012)
- 3-POINT FIELD GOAL ATTEMPTS**
8, twice, last vs. Manhattan (Dec. 22, 2012)
- FREE THROWS**
8, vs. Milwaukee (Nov. 11, 2012)
- FREE THROW ATTEMPTS**
8, vs. Milwaukee (Nov. 11, 2012)
- REBOUNDS**
4, vs. Rider (Nov. 19, 2012)
- ASSISTS**
4, twice, last vs. App State (Dec. 19, 2012)
- BLOCKS**
1, 3 times, last vs. App State (Dec. 19, 2012)
- STEALS**
2, 4 times, last vs. SC State (Jan. 5, 2013)
- MINUTES PLAYED**
38, vs. Rider (Nov. 19, 2012)

2012-13

Opponent	Date	GS	Min	FG-FGA	Pct	3FG-FGA	Pct	FT-FTA	Pct	Off	Def	Tot	Avg	PF	FO	A	TO	Blk	Stl	Pts	Avg
MILWAUKEE	11/11/12	13	3-6	.500	0-2	.000	8-8	1.000	0	1	1	1.0	3	0	0	4	0	1	14	14.0	
MORGAN STATE	11/16/12	* 27	5-13	.421	1-4	.167	3-3	1.000	0	3	3	2.0	0	0	2	3	0	0	14	14.0	
RIDER	11/19/12	* 38	7-12	.484	5-8	.429	3-3	1.000	0	4	4	2.7	3	0	4	0	1	0	22	16.7	
ELON	11/21/12	* 24	2-6	.459	1-3	.412	4-6	.900	1	2	3	2.8	2	0	4	1	1	9	14.8		
vs. Missouri State	11/24/12	13	1-2	.462	0-0	.000	3-4	.875	0	2	2	2.6	4	0	3	2	0	5	12.8		
vs. UALR	11/25/12	23	7-7	.543	1-1	.444	2-2	.885	1	0	1	2.3	0	0	3	0	2	17	13.5		
at St. John's	11/29/12	12	4-7	.547	2-4	.455	0-0	.885	0	2	2	2.3	0	0	1	0	1	10	13.0		
CLEMSON	12/2/12	33	5-11	.531	2-7	.414	4-4	.900	2	1	3	2.4	2	0	0	2	0	16	13.4		
JACKSONVILLE	12/7/12	* 20	4-5	.551	4-5	.471	0-0	.900	0	0	0	2.1	1	0	0	0	0	12	13.2		
APPALACHIAN ST	12/19/12	28	3-4	.562	2-2	.500	3-5	.857	0	1	1	2.0	2	0	4	1	1	11	13.0		
vs. Manhattan	12/22/12	* 35	5-11	.548	3-8	.477	4-5	.850	0	1	1	1.9	2	0	2	0	1	2	17	13.4	
PRESBYTERIAN	12/29/12	* 26	3-6	.544	1-2	.478	2-4	.818	0	1	1	1.8	1	0	1	1	0	2	9	13.0	
SC STATE	1/5/13	25	4-8	.541	1-3	.469	5-7	.804	0	1	1	1.8	0	1	0	1	0	2	14	13.1	
at Miss State	1/9/13	6	1-4	.529	0-1	.460	0-0	.804	0	1	1	1.7	0	0	0	1	0	1	2	12.3	
AUBURN	1/12/13	6	0-3	.514	0-1	.451	0-0	.804	0	0	0	1.6	0	0	0	1	0	0	0	11.5	
at LSU	1/16/13																				
VANDERBILT	1/19/13																				
at Missouri	1/22/13																				
ARKANSAS	1/28/13																				
at Florida	1/30/13																				
GEORGIA	2/2/13																				
at Kentucky	2/5/13																				
TENNESSEE	2/10/13																				
LSU	2/14/13																				
at Alabama	2/16/13																				
OLE MISS	2/20/13																				
at Georgia	2/23/13																				
MISSOURI	2/28/13																				
at Texas A&M	3/2/13																				
MISS STATE	3/6/13																				
at Vanderbilt	3/9/13																				

SEASON NOTES

Instrumental in season opener win vs. Milwaukee (Nov. 11), scored 14 points, including 12 during overtime to secure the win; was a perfect 8-of-8 from the free throw line in overtime ... Earned first-career start vs. Morgan State (Nov. 16), posting 14 points and matching career best with two assists ... Career night vs. Rider (Nov. 19), posting all-time highs in points (22), made 3-point baskets (5), 3-point attempts (8) and minutes played (38) ... Scored nine points, all in the second half, vs. Elon (Nov. 21) ... Scored five points vs. Missouri State (Nov. 24) ... Posted 17 points on 7-of-7 shooting from the field vs. UALR (Nov. 25) ... Suffered a neck injury in contest vs. St. John's (Nov. 29) ... Was transported to a local hospital in Queens, N.Y.; was released shortly after and returned to Columbia with the team ... Team high 16 points and three rebounds vs. Clemson (Dec. 2) ... Scored 12 points, hitting four 3s vs. Jacksonville (Dec. 7) ... Scored 11 points and dished four assists in 28 minutes off the bench vs. Appalachian State (Dec. 19) ... Played 35 minutes in win vs. Manhattan (Dec. 22), scoring a team best 17 points, while collecting two steals ... Collected two steals and posted nine points in win vs. Presbyterian (Dec. 29) ... Contributed 14 points off the bench, while collecting a team high two steals in win vs. SC State (Jan. 5) ... Saw action at Miss. State (Jan. 9), scoring two points and collecting one steal ... Saw action vs. Auburn (Jan. 19) ...

CAREER STATISTICS

Season	GP-GS	Min	Avg	FG	FGA	Pct	3FG	3FGA	Pct	FT	FTA	Pct	Off	Def	Tot	Avg	PF	FO	Ast	TO	Blk	Stl	Pts	Avg
2011-12	23-0	323	14.0	46	117	.393	26	66	.394	23	28	.821	4	15	19	0.8	27	1	13	19	2	15	141	6.1
2012-13	15-6	329	21.9	54	105	.514	23	51	.451	41	51	.804	4	20	24	1.6	21	0	18	22	4	13	172	11.5
Totals	37-6	646	17.5	100	219	.457	49	116	.422	64	79	.810	8	35	43	1.2	48	1	31	40	6	28	313	8.5

CAREER SEC STATISTICS

Season	GP-GS	Min	Avg	FG	FGA	Pct	3FG	3FGA	Pct	FT	FTA	Pct	Off	Def	Tot	Avg	PF	FO	Ast	TO	Blk	Stl	Pts	Avg
2012	15-0	230	15.3	32	83	.386	20	50	.400	11	14	.786	4	12	16	1.1	20	1	7	10	2	7	95	6.3
2013	2-0	12	6.0	1	7	.143	0	2	.000	0	0	.000	0	1	1	0.5	0	0	0	2	0	1	2	1.0
Totals	17-0	242	14.2	33	90	.367	20	52	.385	11	14	.786	4	13	17	1.0	20	1	7	12	2	8	97	5.7



#45 - CARLTON GEATHERS

R-SO. | FORWARD | 6'10" | 255 | 1 LETTER
 GEORGETOWN, S.C./CARVERS BAY

GEATHERS' CAREER HIGHS

POINTS
 4, 3 times, last vs. SC State (Jan. 3, 2012)

FIELD GOALS
 2, twice, last vs. SC State (Jan. 3, 2012)

FIELD GOAL ATTEMPTS
 4, vs. Western Carolina (Nov. 11, 2011)

3-POINT FIELD GOALS
 -

3-POINT FIELD GOAL ATTEMPTS
 -

FREE THROWS
 2, 3 times, last at Tennessee (Feb. 8, 2012)

FREE THROW ATTEMPTS
 2, 6 times, last at Georgia (March 3, 2012)

REBOUNDS
 6, vs. Western Carolina (Nov. 11, 2011)

ASSISTS
 1, vs. SC State (Jan. 3, 2012)

BLOCKS
 3, 3 times, last at Georgia (March 3, 2012)

STEALS
 2, vs. Vanderbilt (Jan. 10, 2012)

MINUTES PLAYED
 21, vs. Tennessee (Feb. 25, 2012)

GEATHERS' SEASON HIGHS

POINTS
 -

FIELD GOALS
 -

FIELD GOAL ATTEMPTS
 -

3-POINT FIELD GOALS
 -

3-POINT FIELD GOAL ATTEMPTS
 -

FREE THROWS
 -

FREE THROW ATTEMPTS
 -

REBOUNDS
 -

ASSISTS
 -

BLOCKS
 -

STEALS
 -

MINUTES PLAYED
 -

2012-13

Opponent	Date	GS	Min	FG-FGA	Pct	3FG-FGA	Pct	FT-FTA	Pct	Off	Def	Tot	Avg	PF	FO	A	TO	Blk	Stl	Pts	Avg	
MILWAUKEE	11/11/12	-	-	-	-	-	-	DNP - injured	-	-	-	-	-	-	-	-	-	-	-	-	-	-
MORGAN STATE	11/16/12	-	-	-	-	-	-	DNP - injured	-	-	-	-	-	-	-	-	-	-	-	-	-	-
RIDER	11/19/12	-	-	-	-	-	-	DNP - injured	-	-	-	-	-	-	-	-	-	-	-	-	-	-
ELON	11/21/12	-	-	-	-	-	-	DNP - injured	-	-	-	-	-	-	-	-	-	-	-	-	-	-
vs. Missouri State	11/24/12	-	-	-	-	-	-	DNP - injured	-	-	-	-	-	-	-	-	-	-	-	-	-	-
vs. UALR	11/25/12	-	-	-	-	-	-	DNP - injured	-	-	-	-	-	-	-	-	-	-	-	-	-	-
at St. John's	11/29/12	-	-	-	-	-	-	DNP - injured	-	-	-	-	-	-	-	-	-	-	-	-	-	-
CLEMSON	12/2/12	-	-	-	-	-	-	DNP - injured	-	-	-	-	-	-	-	-	-	-	-	-	-	-
JACKSONVILLE	12/7/12	-	-	-	-	-	-	DNP - injured	-	-	-	-	-	-	-	-	-	-	-	-	-	-
APPALACHIAN ST	12/19/12	-	-	-	-	-	-	DNP - injured	-	-	-	-	-	-	-	-	-	-	-	-	-	-
vs. Manhattan	12/22/12	-	-	-	-	-	-	DNP - injured	-	-	-	-	-	-	-	-	-	-	-	-	-	-
PRESBYTERIAN	12/29/12	-	-	-	-	-	-	DNP - injured	-	-	-	-	-	-	-	-	-	-	-	-	-	-
SC STATE	1/5/13	-	-	-	-	-	-	DNP - injured	-	-	-	-	-	-	-	-	-	-	-	-	-	-
at Miss State	1/9/13	-	-	-	-	-	-	DNP - injured	-	-	-	-	-	-	-	-	-	-	-	-	-	-
AUBURN	1/12/13	-	-	-	-	-	-	DNP - injured	-	-	-	-	-	-	-	-	-	-	-	-	-	-
at LSU	1/16/13	-	-	-	-	-	-	-	-	-	-	-	-	-	-	-	-	-	-	-	-	-
VANDERBILT	1/19/13	-	-	-	-	-	-	-	-	-	-	-	-	-	-	-	-	-	-	-	-	-
at Missouri	1/22/13	-	-	-	-	-	-	-	-	-	-	-	-	-	-	-	-	-	-	-	-	-
ARKANSAS	1/26/13	-	-	-	-	-	-	-	-	-	-	-	-	-	-	-	-	-	-	-	-	-
at Florida	1/30/13	-	-	-	-	-	-	-	-	-	-	-	-	-	-	-	-	-	-	-	-	-
GEORGIA	2/2/13	-	-	-	-	-	-	-	-	-	-	-	-	-	-	-	-	-	-	-	-	-
at Kentucky	2/5/13	-	-	-	-	-	-	-	-	-	-	-	-	-	-	-	-	-	-	-	-	-
TENNESSEE	2/10/13	-	-	-	-	-	-	-	-	-	-	-	-	-	-	-	-	-	-	-	-	-
LSU	2/14/13	-	-	-	-	-	-	-	-	-	-	-	-	-	-	-	-	-	-	-	-	-
at Alabama	2/16/13	-	-	-	-	-	-	-	-	-	-	-	-	-	-	-	-	-	-	-	-	-
OLE MISS	2/20/13	-	-	-	-	-	-	-	-	-	-	-	-	-	-	-	-	-	-	-	-	-
at Georgia	2/23/13	-	-	-	-	-	-	-	-	-	-	-	-	-	-	-	-	-	-	-	-	-
MISSOURI	2/28/13	-	-	-	-	-	-	-	-	-	-	-	-	-	-	-	-	-	-	-	-	-
at Texas A&M	3/2/13	-	-	-	-	-	-	-	-	-	-	-	-	-	-	-	-	-	-	-	-	-
MISS STATE	3/6/13	-	-	-	-	-	-	-	-	-	-	-	-	-	-	-	-	-	-	-	-	-
at Vanderbilt	3/9/13	-	-	-	-	-	-	-	-	-	-	-	-	-	-	-	-	-	-	-	-	-

SEASON NOTES

Out indefinitely after fracturing knee cap during the summer.

CAREER STATISTICS

Season	GP-GS	Min	Avg	FG	FGA	Pct	3FG	3FGA	Pct	FT	FTA	Pct	Off	Def	Tot	Avg	PF	FO	Ast	TO	Blk	Stl	Pts	Avg
2011-12	28-1	219	7.8	10	23	.435	0	0	.000	8	12	.667	15	28	43	1.5	24	0	1	7	17	6	28	1.0
2012-13																								

Totals

CAREER SEC STATISTICS

Season	GP-GS	Min	Avg	FG	FGA	Pct	3FG	3FGA	Pct	FT	FTA	Pct	Off	Def	Tot	Avg	PF	FO	Ast	TO	Blk	Stl	Pts	Avg
2012	13-1	98	7.5	2	7	.286	0	0	.000	5	8	.625	6	7	13	1.0	8	0	0	3	7	5	9	0.7
2013																								

Totals



#32 - DAMIEN LEONARD

SOPHOMORE | GUARD | 6'4" | 190 | 1 LETTER
GREENVILLE. S.C./J.L. MANN

LEONARD'S CAREER HIGHS

POINTS
19, vs. Kentucky (Feb. 4, 2012)

FIELD GOALS
7, vs. Kentucky (Feb. 4, 2012)

FIELD GOAL ATTEMPTS
17, vs. Elon (Nov. 15, 2011)

3-POINT FIELD GOALS
5, twice, last vs. vs. Auburn (Jan. 12, 2013)

3-POINT FIELD GOAL ATTEMPTS
11, twice, last vs. N. Carolina (Nov. 25, 2011)

FREE THROWS
3, vs. Presbyterian (Dec. 29, 2012)

FREE THROW ATTEMPTS
5, vs. Presbyterian (Dec. 29, 2012)

REBOUNDS
9, vs. Auburn (Jan. 12, 2013)

ASSISTS
3, at Ole Miss (Jan. 28, 2012)

BLOCKS
1, 4 times, last vs. Rider (Nov. 19, 2012)

STEALS
2, twice, last vs. Tenn. State (Nov. 20, 2011)

MINUTES PLAYED
37, vs. Alabama (March 8, 2012)

LEONARD'S SEASON HIGHS

POINTS
17, vs. Auburn (Jan. 12, 2013)

FIELD GOALS
6, vs. Auburn (Jan. 12, 2013)

FIELD GOAL ATTEMPTS
14, vs. SC State (Jan. 5, 2013)

3-POINT FIELD GOALS
5, vs. Auburn (Jan. 12, 2013)

3-POINT FIELD GOAL ATTEMPTS
8, vs. Auburn (Jan. 12, 2013)

FREE THROWS
3, vs. Presbyterian (Dec. 29, 2012)

FREE THROW ATTEMPTS
5, vs. Presbyterian (Dec. 29, 2012)

REBOUNDS
9, vs. Auburn (Jan. 12, 2013)

ASSISTS
2, 3x, vs. Auburn (Jan. 12, 2013)

BLOCKS
1, vs. Morgan State (Nov. 16, 2012)

STEALS
1, 4 times, last vs. SC State (Jan. 5, 2013)

MINUTES PLAYED
33, vs. Auburn (Jan. 12, 2013)

2012-13

Opponent	Date	GS	Min	FG-FGA	Pct	3FG-FGA	Pct	FT-FTA	Pct	Off	Def	Tot	Avg	PF	FO	A	TO	Blk	Stl	Pts	Avg
MILWAUKEE	11/11/12	5	0-1	.000	0-1	.000	0-0	.000	1	0	1	1.0	1	0	0	0	0	0	0	0	0.0
MORGAN STATE	11/16/12	17	3-3	.750	0-0	.000	0-0	.000	0	2	2	1.5	1	0	0	2	1	0	6	3.0	
RIDER	11/19/12	7	2-6	.500	2-5	.333	0-0	.000	0	0	0	1.0	1	0	2	4	0	1	6	4.0	
ELON	11/21/12	19	2-6	.438	2-5	.364	0-0	.000	1	1	2	1.3	0	0	0	1	0	0	6	4.5	
vs. Missouri State	11/24/12	5	0-0	.438	0-0	.364	0-0	.000	0	0	0	1.0	1	0	0	1	0	1	0	3.6	
vs. UALR	11/25/12	7	0-1	.412	0-1	.333	0-0	.000	0	1	1	1.0	2	0	0	2	0	0	0	3.0	
at St. John's	11/29/12	4	0-1	.389	0-1	.308	0-0	.000	0	0	0	0.9	0	0	0	0	0	0	0	2.6	
CLEMSON	12/2/12	-	-	-	-	-	-	-	-	-	-	-	-	-	-	-	-	-	-	-	-
JACKSONVILLE	12/7/12	13	0-3	.333	0-2	.267	2-2	1.000	0	1	1	0.9	1	0	0	1	0	0	2	2.5	
APPALACHIAN ST	12/19/12	-	-	-	-	-	-	-	-	-	-	-	-	-	-	-	-	-	-	-	-
vs. Manhattan	12/22/12	13	0-2	.304	0-1	.250	0-0	1.000	0	1	1	0.9	3	0	1	1	0	1	0	2.2	
PRESBYTERIAN	12/29/12	25	5-8	.387	2-4	.300	3-5	.714	1	5	6	1.4	0	0	2	1	0	0	15	3.5	
SC STATE	1/5/13	29	3-14	.333	2-6	.308	2-2	.778	2	6	8	2.0	2	0	1	2	0	1	10	4.1	
at Miss State	1/9/13	12	0-2	.319	0-1	.296	0-0	.778	0	2	2	2.0	0	0	0	1	0	0	0	3.8	
AUBURN	1/12/13	33	6-9	.375	5-8	.371	0-1	.700	6	3	9	2.5	2	0	2	1	0	0	1	4.8	
at LSU	1/16/13																				
VANDERBILT	1/19/13																				
at Missouri	1/22/13																				
ARKANSAS	1/26/13																				
at Florida	1/30/13																				
GEORGIA	2/2/13																				
at Kentucky	2/5/13																				
TENNESSEE	2/10/13																				
LSU	2/14/13																				
at Alabama	2/16/13																				
OLE MISS	2/20/13																				
at Georgia	2/23/13																				
MISSOURI	2/28/13																				
at Texas A&M	3/2/13																				
MISS STATE	3/6/13																				
at Vanderbilt	3/9/13																				

SEASON NOTES

Saw action in the season opener vs. Milwaukee (Nov. 11), but continues to recover from surgery on a broken nose ... Scored six points on a perfect 3-of-3 shooting from the floor vs. Morgan State (Nov. 16) ... Posted six points and two assists vs. Rider (Nov. 19) ... Scored six points on two made 3s vs. Elon (Nov. 21) ... Saw action vs. Missouri State (Nov. 24) and UALR (Nov. 25) ... Saw action off the bench vs. St. John's (Nov. 29) ... Scored two points vs. Jacksonville (Dec. 7) ... Saw action vs. Manhattan (Dec. 22), dishing one assist and collecting one steal ... Scored 15 points for first double-digit scoring game of the season, while collecting six rebounds in win vs. Presbyterian (Dec. 29) ... Collected a career high eight rebounds, while adding 10 points in first start of the season vs. SC State (Jan. 5) ... Saw action at Miss. State (Jan. 9) ... Near career numbers vs. Auburn (Jan. 12) with 17 points on six made shots, including matching a career high of five made 3s; a near double-double with a team-best nine rebounds ...

CAREER STATISTICS

Season	GP-GS	Min	Avg	FG	FGA	Pct	3FG	3FGA	Pct	FT	FTA	Pct	Off	Def	Tot	Avg	PF	FO	Ast	TO	Blk	Stl	Pts	Avg
2011-12	31-20	652	21.0	71	230	.309	54	171	.316	15	25	.600	11	31	42	1.4	45	0	14	36	2	14	211	6.8
2012-13	13-1	189	14.5	21	56	.375	13	35	.371	7	10	.700	11	22	33	2.5	14	0	8	17	1	4	62	4.8
Total	44-21	841	19.1	92	286	.322	67	206	.325	22	35	.629	22	53	75	1.7	59	0	22	53	3	18	273	6.2

CAREER SEC STATISTICS

Season	GP-GS	Min	Avg	FG	FGA	Pct	3FG	3FGA	Pct	FT	FTA	Pct	Off	Def	Tot	Avg	PF	FO	Ast	TO	Blk	Stl	Pts	Avg
2012	16-12	346	21.6	36	117	.308	25	85	.294	4	7	.571	5	15	20	1.3	22	0	7	14	1	7	101	6.3
2013	2-0	45	22.5	6	11	.545	5	9	.556	0	1	.000	6	5	11	5.5	2	0	2	2	0	0	17	8.5
Totals	18-12	391	21.7	42	128	.328	30	94	.319	4	8	.500	11	20	31	1.7	24	0	9	16	1	7	118	6.6



#55 - SHANE PHILLIPS

SENIOR | GUARD | 5'10" | 170 | 1 LETTER
PITTSBURGH, PA./WHEELING CENTRAL (W.VA.)

PHILLIPS' CAREER HIGHS

- POINTS**
1, vs. SC State (Jan. 3, 2012)
- FIELD GOAL ATTEMPTS**
3, vs. SC State (Jan. 3, 2012)
- 3-POINT FIELD GOAL ATTEMPTS**
2, vs. SC State (Jan. 3, 2012)
- FREE THROWS**
1, vs. SC State (Jan. 3, 2012)
- FREE THROW ATTEMPTS**
2, vs. SC State (Jan. 3, 2012)
- MINUTES PLAYED**
5, vs. Jacksonville (Dec. 7, 2012)

PHILLIPS' SEASON HIGHS

- POINTS**
-
- FIELD GOALS**
-
- FIELD GOAL ATTEMPTS**
1, twice, last vs. Jacksonville (Dec. 7, 2012)
- 3-POINT FIELD GOALS**
-
- 3-POINT FIELD GOAL ATTEMPTS**
1, twice, last vs. Jacksonville (Dec. 7, 2012)
- FREE THROWS**
-
- FREE THROW ATTEMPTS**
-
- REBOUNDS**
-
- ASSISTS**
1, vs. St. John's (Nov. 29, 2012)
- BLOCKS**
-
- STEALS**
-
- MINUTES PLAYED**
5, vs. St. John's (Nov. 29, 2012)

2012-13

Opponent	Date	GS	Min	FG-FGA	Pct	3FG-FGA	Pct	FT-FTA	Pct	Off	Def	Tot	Avg	PF	FO	A	TO	Blk	Stl	Pts	Avg	
MILWAUKEE	11/11/12	-	-	-	-	-	-	DNP - coach's decision	-	-	-	-	-	-	-	-	-	-	-	-	-	-
MORGAN STATE	11/16/12	1	0-0	.000	0-0	.000	0-0	.000	0	0	0	0.0	0	0	0	0	0	0	0	0	0.0	
RIDER	11/19/12	-	-	-	-	-	-	DNP - coach's decision	-	-	-	-	-	-	-	-	-	-	-	-	-	-
ELON	11/21/12	-	-	-	-	-	-	DNP - coach's decision	-	-	-	-	-	-	-	-	-	-	-	-	-	-
vs. Missouri State	11/24/12	1	0-0	.000	0-0	.000	0-0	.000	0	0	0	0.0	0	0	0	0	0	0	0	0	0.0	
vs. UALR	11/25/12	1	0-0	.000	0-0	.000	0-0	.000	0	0	0	0.0	0	0	0	0	0	0	0	0	0.0	
at St. John's	11/29/12	5	0-1	.000	0-1	.000	0-0	.000	0	0	0	0.0	0	0	1	0	0	0	0	0	0.0	
CLEMSON	12/2/12	-	-	-	-	-	-	DNP - coach's decision	-	-	-	-	-	-	-	-	-	-	-	-	-	-
JACKSONVILLE	12/7/12	2	0-1	.000	0-1	.000	0-0	.000	0	0	0	0.0	0	0	0	0	0	0	0	0	0.0	
APPALACHIAN ST	12/19/12	-	-	-	-	-	-	DNP - coach's decision	-	-	-	-	-	-	-	-	-	-	-	-	-	-
vs. Manhattan	12/22/12	-	-	-	-	-	-	DNP - coach's decision	-	-	-	-	-	-	-	-	-	-	-	-	-	-
PRESBYTERIAN	12/29/12	2	0-0	.000	0-0	.000	0-0	.000	0	0	0	0.0	0	0	0	0	0	0	0	0	0.0	
SC STATE	1/5/13	-	-	-	-	-	-	DNP - coach's decision	-	-	-	-	-	-	-	-	-	-	-	-	-	-
at Miss State	1/9/13	-	-	-	-	-	-	DNP - coach's decision	-	-	-	-	-	-	-	-	-	-	-	-	-	-
AUBURN	1/12/13	-	-	-	-	-	-	DNP - coach's decision	-	-	-	-	-	-	-	-	-	-	-	-	-	-
at LSU	1/16/13	-	-	-	-	-	-	-	-	-	-	-	-	-	-	-	-	-	-	-	-	-
VANDERBILT	1/19/13	-	-	-	-	-	-	-	-	-	-	-	-	-	-	-	-	-	-	-	-	-
at Missouri	1/22/13	-	-	-	-	-	-	-	-	-	-	-	-	-	-	-	-	-	-	-	-	-
ARKANSAS	1/26/13	-	-	-	-	-	-	-	-	-	-	-	-	-	-	-	-	-	-	-	-	-
at Florida	1/30/13	-	-	-	-	-	-	-	-	-	-	-	-	-	-	-	-	-	-	-	-	-
GEORGIA	2/2/13	-	-	-	-	-	-	-	-	-	-	-	-	-	-	-	-	-	-	-	-	-
at Kentucky	2/5/13	-	-	-	-	-	-	-	-	-	-	-	-	-	-	-	-	-	-	-	-	-
TENNESSEE	2/10/13	-	-	-	-	-	-	-	-	-	-	-	-	-	-	-	-	-	-	-	-	-
LSU	2/14/13	-	-	-	-	-	-	-	-	-	-	-	-	-	-	-	-	-	-	-	-	-
at Alabama	2/16/13	-	-	-	-	-	-	-	-	-	-	-	-	-	-	-	-	-	-	-	-	-
OLE MISS	2/20/13	-	-	-	-	-	-	-	-	-	-	-	-	-	-	-	-	-	-	-	-	-
at Georgia	2/23/13	-	-	-	-	-	-	-	-	-	-	-	-	-	-	-	-	-	-	-	-	-
MISSOURI	2/28/13	-	-	-	-	-	-	-	-	-	-	-	-	-	-	-	-	-	-	-	-	-
at Texas A&M	3/2/13	-	-	-	-	-	-	-	-	-	-	-	-	-	-	-	-	-	-	-	-	-
MISS STATE	3/6/13	-	-	-	-	-	-	-	-	-	-	-	-	-	-	-	-	-	-	-	-	-
at Vanderbilt	3/9/13	-	-	-	-	-	-	-	-	-	-	-	-	-	-	-	-	-	-	-	-	-

SEASON NOTES

Did not see game action vs. Milwaukee (Nov. 11) ... Played one minute vs. Morgan State (Nov. 16) ... Saw time vs. Missouri State (Nov. 24) and UALR (Nov. 25) ... Posted an assist vs. St. John's (Nov. 29) ... Saw action vs. Jacksonville (Dec. 7) ... Played two minutes vs. Presbyterian (Dec. 29) ...

CAREER STATISTICS

Season	GP-GS	Min	Avg	FG	FGA	Pct	3FG	3FGA	Pct	FT	FTA	Pct	Off	Def	Tot	Avg	PF	FO	Ast	TO	Blk	Stl	Pts	Avg
2011-12	1-0	2	2.0	0	3	.000	0	2	.000	1	2	.500	0	0	0	0.0	0	0	0	1	0	0	1	1.0
2012-13	6-0	12	2.0	0	2	.000	0	2	.000	0	0	.000	0	0	0	0.0	1	0	0	0	0	0	0	0.0
Totals	7-0	14	2.0	0	5	.000	0	4	.000	1	2	.500	0	0	0	0.0	0	0	1	2	0	0	1	0.2

CAREER SEC STATISTICS

Season	GP-GS	Min	Avg	FG	FGA	Pct	3FG	3FGA	Pct	FT	FTA	Pct	Off	Def	Tot	Avg	PF	FO	Ast	TO	Blk	Stl	Pts	Avg
2013																								



#0 - LASHAY PAGE

**SENIOR | GUARD | 6'2" | 195 | 2 LETTERS
DILLON, S.C./CHIPOLA JC/SOUTHERN MISS.**

PAGE'S CAREER HIGHS

POINTS
30, at Colorado State (Nov. 19, 2011)*

FIELD GOALS
11, at Colorado State (Nov. 19, 2011)*

FIELD GOAL ATTEMPTS
18, vs. Milwaukee (Nov. 11, 2012)

3-POINT FIELD GOALS
8, at Colorado State (Nov. 19, 2011)*

3-POINT FIELD GOAL ATTEMPTS
11, three times, last vs. E. Carolina (Jan. 4, 2012)*

FREE THROWS
7, twice, last vs. Missouri State (Nov. 24, 2012)

FREE THROW ATTEMPTS
8, vs. Missouri State (Nov. 24, 2012)

REBOUNDS
10, vs. Memphis (Feb. 1, 2012)*

ASSISTS
3, at Rice (Jan. 12, 2011)*

BLOCKS
2, vs. Alcorn State (Dec. 1, 2010)*

STEALS
2, 5 times, last vs. Morgan State (Nov. 16, 2012)

MINUTES PLAYED
46 vs. Murray State (Nov. 26, 2011)*

* at Southern Mississippi

PAGE'S SEASON HIGHS

POINTS
22, vs. Missouri State (Nov. 24, 2012)

FIELD GOALS
7, vs. Milwaukee (Nov. 11, 2012)

FIELD GOAL ATTEMPTS
18, vs. Milwaukee (Nov. 11, 2012)

3-POINT FIELD GOALS
4, vs. Rider (Nov. 19, 2012)

3-POINT FIELD GOAL ATTEMPTS
7, twice, last vs. UALR (Nov. 25, 2012)

FREE THROWS
7, vs. Missouri State (Nov. 24, 2012)

FREE THROW ATTEMPTS
8, vs. Missouri State (Nov. 24, 2012)

REBOUNDS
6, twice, last vs. Missouri State (Nov. 24, 2012)

ASSISTS
2, vs. Milwaukee (Nov. 11, 2012)

BLOCKS
1, vs. St. John's (Nov. 29, 2012)

STEALS
2, vs. Morgan State (Nov. 16, 2012)

MINUTES PLAYED
36, vs. Missouri State (Nov. 24, 2012)

2012-13

Opponent	Date	GS	Min	FG-FGA	Pct	3FG-FGA	Pct	FT-FTA	Pct	Off	Def	Tot	Avg	PF	FO	A	TO	Blk	Stl	Pts	Avg
MILWAUKEE	11/11/12	*	35	7-18	.389	0-6	.000	5-7	.714	0	1	1	1.0	0	0	2	1	0	0	19	19.0
MORGAN STATE	11/16/12	*	30	6-13	.419	2-6	.167	6-6	.846	1	4	5	3.0	3	0	1	2	0	2	20	19.5
RIDER	11/19/12	*	22	4-9	.425	4-6	.333	0-0	.846	0	6	6	4.0	3	0	1	2	0	0	12	17.0
ELON	11/21/12	*	21	1-8	.375	1-4	.318	1-2	.800	1	2	3	3.8	3	0	1	3	0	1	4	13.8
vs. Missouri State	11/24/12	*	36	6-11	.407	3-7	.345	7-8	.826	0	6	6	4.2	2	0	0	2	0	0	22	15.4
vs. UALR	11/25/12	*	28	5-12	.408	3-7	.361	3-3	.846	0	4	4	4.2	1	0	1	1	0	0	16	15.5
at St. John's	11/29/12	*	13	1-7	.385	0-4	.325	0-0	.846	0	0	0	3.6	1	0	1	1	0	2	13.6	
CLEMSON	12/2/12	*	14	1-6	.369	1-2	.333	0-0	.846	2	1	3	3.5	2	0	1	1	0	0	3	12.3
JACKSONVILLE	12/7/12	-	-	-	-	-	-	DNP - illness	-	-	-	-	-	-	-	-	-	-	-	-	-
APPALACHIAN ST	12/19/12	*	21	1-9	.344	0-3	.311	5-5	.871	0	2	2	3.3	1	0	0	1	0	0	7	11.7
vs. Manhattan	12/22/12	-	-	-	-	-	-	DNP - Academic Issue	-	-	-	-	-	-	-	-	-	-	-	-	-
PRESBYTERIAN	12/29/12	-	-	-	-	-	-	DNP - Academic Issue	-	-	-	-	-	-	-	-	-	-	-	-	-
SC STATE	1/5/13	-	-	-	-	-	-	DNP - Academic Issue	-	-	-	-	-	-	-	-	-	-	-	-	-
at Miss State	1/9/13	-	-	-	-	-	-	DNP - Academic Issue	-	-	-	-	-	-	-	-	-	-	-	-	-
AUBURN	1/12/13	-	-	-	-	-	-	DNP - Academic Issue	-	-	-	-	-	-	-	-	-	-	-	-	-
at LSU	1/16/13	-	-	-	-	-	-	-	-	-	-	-	-	-	-	-	-	-	-	-	-
VANDERBILT	1/19/13	-	-	-	-	-	-	-	-	-	-	-	-	-	-	-	-	-	-	-	-
at Missouri	1/22/13	-	-	-	-	-	-	-	-	-	-	-	-	-	-	-	-	-	-	-	-
ARKANSAS	1/26/13	-	-	-	-	-	-	-	-	-	-	-	-	-	-	-	-	-	-	-	-
at Florida	1/30/13	-	-	-	-	-	-	-	-	-	-	-	-	-	-	-	-	-	-	-	-
GEORGIA	2/2/13	-	-	-	-	-	-	-	-	-	-	-	-	-	-	-	-	-	-	-	-
at Kentucky	2/5/13	-	-	-	-	-	-	-	-	-	-	-	-	-	-	-	-	-	-	-	-
TENNESSEE	2/10/13	-	-	-	-	-	-	-	-	-	-	-	-	-	-	-	-	-	-	-	-
LSU	2/14/13	-	-	-	-	-	-	-	-	-	-	-	-	-	-	-	-	-	-	-	-
at Alabama	2/16/13	-	-	-	-	-	-	-	-	-	-	-	-	-	-	-	-	-	-	-	-
OLE MISS	2/20/13	-	-	-	-	-	-	-	-	-	-	-	-	-	-	-	-	-	-	-	-
at Georgia	2/23/13	-	-	-	-	-	-	-	-	-	-	-	-	-	-	-	-	-	-	-	-
MISSOURI	2/28/13	-	-	-	-	-	-	-	-	-	-	-	-	-	-	-	-	-	-	-	-
at Texas A&M	3/2/13	-	-	-	-	-	-	-	-	-	-	-	-	-	-	-	-	-	-	-	-
MISS STATE	3/6/13	-	-	-	-	-	-	-	-	-	-	-	-	-	-	-	-	-	-	-	-
at Vanderbilt	3/9/13	-	-	-	-	-	-	-	-	-	-	-	-	-	-	-	-	-	-	-	-

SEASON NOTES

Scored a team high 19 points, while adding two assists in season opener vs. Milwaukee (Nov. 11); scored 17 points in the second half ... Leading scorer with 20 points in win vs. Morgan State (Nov. 16) ... A perfect 6-of-6 from the free throw line vs. the Bears ... Was in foul trouble early in the first half vs. Rider (Nov. 19), but came back to post 12 points on 4 made 3s ... Hit just 1-of-8 attempts from the floor vs. Elon (Nov 21), scoring four points ... Posted a team high 22 points, including a 7-of-8 effort from the free throw line vs. Missouri State (Nov. 25) ... Scored 16 points and collected four rebounds vs. UALR (Nov. 25) ... Named the Hoops For Hope Classic Most Outstanding Player ... Struggled from the field vs. St. John's (Nov. 29), hitting just 1-of-7 from the field for two points ... Scored just three points vs. Clemson (Dec. 2) ... Missed the Jacksonville (Dec. 7) contest due to a stomach virus ... Struggled from the floor vs. Appalachian State (Dec. 19), but posted a 5-of-5 effort from the free throw line, including hitting two key free throws with four seconds remaining to push the game out of reach for the Mountaineers ... Did not play vs. Manhattan (Dec. 22) or Presbyterian (Dec. 29) due to an academic issue ...

CAREER STATISTICS

Season	GP-GS	Min	Avg	FG	FGA	Pct	3FG	3FGA	Pct	FT	FTA	Pct	Off	Def	Tot	Avg	PF	FO	Ast	TO	Blk	Stl	Pts	Avg
2010-11*	27-1	490	8.1	57	163	.350	33	97	.340	20	33	.606	3	53	56	2.1	36	1	18	23	3	10	167	6.2
2011-12*	33-32	1213	36.8	127	334	.380	75	213	.352	55	67	.821	20	91	111	3.4	63	1	25	36	2	18	384	11.6
2012-13	9-9	220	24.4	32	93	.344	14	45	.311	27	31	.871	4	26	30	3.3	16	0	8	14	1	3	105	11.7
Totals	69-42	1923	27.8	216	590	.366	122	355	.343	102	131	.778	27	170	197	2.9	115	2	51	73	6	31	656	9.5

* at Southern Mississippi



#24 - MICHAEL CARRERA

FRESHMAN | FORWARD | 6'5" | 212 | HS
ANZOÁTEGUI, VENEZUELA/MONTROSE CHRISTIAN

CARRERA'S SEASON HIGHS

POINTS

18, vs. Missouri State (Nov. 24, 2012)

FIELD GOALS

6, twice, last vs. Jacksonville (Dec. 7, 2012)

FIELD GOAL ATTEMPTS

12, vs. Milwaukee (Nov. 11, 2012)

3-POINT FIELD GOALS

1, twice, last vs. Manhattan (Dec. 22, 2012)

3-POINT FIELD GOAL ATTEMPTS

1, twice, last vs. Manhattan (Dec. 22, 2012)

FREE THROWS

5, 4 times, last vs. Jacksonville (Dec. 7, 2012)

FREE THROW ATTEMPTS

6, 5 times, last vs. Manhattan (Dec. 22, 2012)

REBOUNDS

15, vs. Milwaukee (Nov. 1, 2012)

ASSISTS

5, vs. Auburn (Jan. 12, 2013)

BLOCKS

3, vs. Milwaukee (Nov. 11, 2012)

STEALS

1, vs. Missouri State (Nov. 24, 2012)

MINUTES PLAYED

29, vs. Milwaukee (Nov. 11, 2012)

2012-13

Opponent	Date	GS	Min	FG-FGA	Pct	3FG-FGA	Pct	FT-FTA	Pct	Off	Def	Tot	Avg	PF	FO	A	TO	Blk	Stl	Pts	Avg
MILWAUKEE	11/11/12	*	29	6-12	.500	0-0	.000	5-5	1.000	7	8	15	15.0	4	0	0	2	3	0	17	17.0
MORGAN STATE	11/16/12	-	-	-	-	-	-	DNP - concussion	-	-	-	-	-	-	-	-	-	-	-	-	-
RIDER	11/19/12	-	-	-	-	-	-	DNP - concussion	-	-	-	-	-	-	-	-	-	-	-	-	-
ELON	11/21/12	-	-	-	-	-	-	DNP - concussion	-	-	-	-	-	-	-	-	-	-	-	-	-
vs. Missouri State	11/24/12	*	21	6-7	.857	1-1	1.000	5-6	.833	1	4	5	10.0	4	0	1	3	1	1	18	17.5
vs. UALR	11/25/12	*	12	0-2	.571	0-0	1.000	2-2	.923	0	2	2	7.3	4	0	0	3	0	0	2	12.3
at St. John's	11/29/12	*	23	3-7	.429	0-0	1.000	5-6	.833	6	5	11	8.3	2	0	1	2	0	0	11	12.0
CLEMSON	12/2/12	*	16	0-4	.469	0-0	1.000	5-6	.833	3	3	6	7.8	5	1	1	2	1	0	3	10.2
JACKSONVILLE	12/7/12	*	24	6-10	.600	0-0	1.000	5-6	.833	0	9	9	8.0	2	0	2	2	0	0	17	11.3
APPALACHIAN ST	12/19/12	*	26	4-7	.571	1-1	1.000	4-6	.667	3	4	7	7.3	3	0	1	4	0	0	13	10.4
vs. Manhattan	12/22/12	-	-	-	-	-	-	DNP - left hip injury	-	-	-	-	-	-	-	-	-	-	-	-	-
PRESBYTERIAN	12/29/12	-	-	-	-	-	-	DNP - left hip injury	-	-	-	-	-	-	-	-	-	-	-	-	-
SC STATE	1/5/13		7	1-3	.333	0-0	1.000	0-0	.000	1	2	3	6.8	3	0	0	0	0	0	2	9.4
at Miss State	1/9/13		24	1-5	.200	0-0	1.000	4-4	.857	5	2	7	6.8	5	1	5	4	2	0	6	9.1
AUBURN	1/12/13																				
at LSU	1/16/13																				
VANDERBILT	1/19/13																				
at Missouri	1/22/13																				
ARKANSAS	1/28/13																				
at Florida	1/30/13																				
GEORGIA	2/2/13																				
at Kentucky	2/5/13																				
TENNESSEE	2/10/13																				
LSU	2/14/13																				
at Alabama	2/16/13																				
OLE MISS	2/20/13																				
at Georgia	2/23/13																				
MISSOURI	2/28/13																				
at Texas A&M	3/2/13																				
MISS STATE	3/6/13																				
at Vanderbilt	3/9/13																				

SEASON NOTES

Named the SEC Freshman of the Week on Nov. 12 after posting a double-double with 17 points and 15 rebounds in the season opener vs. Milwaukee (Nov. 11); also blocked a team high three shots ... Missed the Morgan State (Nov. 16), Rider (Nov. 19) and Elon (Nov. 21) contests due to a concussion ... Returned vs. Missouri State (Nov. 24), scoring 18 points, including a game-tying 3-pointer at the buzzer to send the contest to overtime, while also collecting five rebounds ... Was in foul trouble early vs. UALR (Nov. 25) ... Posted second double-double of the season with teams highs 11 points and 11 rebounds vs. St. John's (Nov. 29) ... Was in foul trouble vs. Clemson (Dec. 2), collecting three in the first nine minutes of the game ... Collected six rebounds vs. the Tigers ... Near double-double with teams highs in both points (17) and rebounds (9) vs. Jacksonville (Dec. 7) ... Also two assists and two blocks vs. the Dolphins ... Was in foul trouble early vs. Appalachian State (Dec. 19), scored two points and collected three rebounds in just seven minutes of action ... Posted 13 points and pulled down seven rebounds in win vs. Manhattan (Dec. 22) ... Did not play vs. Presbyterian (Dec. 29) due to a chronic left hip injury ... Returned from injury to play at Miss. State (Jan. 9), but was in early foul trouble and played just seven minutes, posting two points and three rebounds ... Once again struggled with foul trouble vs. Auburn (Jan. 19), but posted six points, seven rebounds and a season high five assists in 24 minutes vs. the Tigers ...

CAREER STATISTICS

Season	GP-GS	Min	Avg	FG	FGA	Pct	3FG	3FGA	Pct	FT	FTA	Pct	Off	Def	Tot	Avg	PF	FO	Ast	TO	Blk	Stl	Pts	Avg
2012-13	10-6	189	18.9	26	62	.452	2	2	1.000	33	41	.805	28	40	68	6.8	35	2	11	22	9	1	91	9.1

CAREER SEC STATISTICS

Season	GP-GS	Min	Avg	FG	FGA	Pct	3FG	3FGA	Pct	FT	FTA	Pct	Off	Def	Tot	Avg	PF	FO	Ast	TO	Blk	Stl	Pts	Avg
2013	2-0	31	15.5	2	8	.250	0	0	.000	4	4	1.000	6	4	10	5.0	8	1	5	4	2	0	8	4.0



#14 - LAIMONAS CHATKEVICIUS

FRESHMAN | FORWARD | 6'11" | 255 | HS
 KLAIPEDA, LITHUANIA/SOUTH KENT SCHOOL (CONN.)

CHATKEVICIUS' SEASON HIGHS

POINTS

9, vs. Jacksonville (Dec. 7, 2012)

FIELD GOALS

4, vs. Jacksonville (Dec. 7, 2012)

FIELD GOAL ATTEMPTS

6, vs. Jacksonville (Dec. 7, 2012)

3-POINT FIELD GOALS

1, vs. Jacksonville (Dec. 7, 2012)

3-POINT FIELD GOAL ATTEMPTS

1, vs. Jacksonville (Dec. 7, 2012)

FREE THROWS

1, twice, last vs. Presbyterian (Dec. 29, 2012)

FREE THROW ATTEMPTS

2, 3x, last vs. Presbyterian (Dec. 29, 2012)

REBOUNDS

6, twice, last vs. Miss. State (Jan. 9, 2013)

ASSISTS

4, vs. Jacksonville (Dec. 7, 2012)

BLOCKS

-

STEALS

-

MINUTES PLAYED

19, vs. Jacksonville (Dec. 7, 2012)

2012-13

Opponent	Date	GS	Min	FG-FGA	Pct	3FG-FGA	Pct	FT-FTA	Pct	Off	Def	Tot	Avg	PF	FO	A	TO	Blk	Stl	Pts	Avg	
MILWAUKEE	11/11/12	-	-	-	-	-	-	-	-	-	-	-	-	-	-	-	-	-	-	-	-	-
MORGAN STATE	11/16/12	-	-	-	-	-	-	-	-	-	-	-	-	-	-	-	-	-	-	-	-	-
RIDER	11/19/12	-	-	-	-	-	-	-	-	-	-	-	-	-	-	-	-	-	-	-	-	-
ELON	11/21/12	-	-	-	-	-	-	-	-	-	-	-	-	-	-	-	-	-	-	-	-	-
vs. Missouri State	11/24/12	-	-	-	-	-	-	-	-	-	-	-	-	-	-	-	-	-	-	-	-	-
vs. UALR	11/25/12	11	1-2	.500	0-0	.000	1-2	.500	1	1	2	2.0	1	0	1	0	0	0	3	3.0		
at St. John's	11/29/12	7	1-2	.500	0-0	.000	0-0	.500	0	1	1	1.5	2	0	0	2	0	0	2	2.5		
CLEMSON	12/2/12	7	1-2	.500	0-0	.000	0-0	.500	0	1	1	1.3	2	0	0	2	0	0	2	2.3		
JACKSONVILLE	12/7/12	19	4-6	.600	1-1	1.000	0-2	.250	3	2	5	2.7	4	0	4	4	0	0	9	4.7		
APPALACHIAN ST	12/19/12	6	1-1	.636	0-0	1.000	0-0	.250	0	1	1	2.3	1	0	0	0	0	0	2	4.0		
vs. Manhattan	12/22/12	7	1-1	.667	0-0	1.000	0-0	.250	1	0	1	2.0	0	0	0	1	0	0	2	3.6		
PRESBYTERIAN	12/29/12	13	1-3	.600	0-0	1.000	1-2	.333	3	3	6	2.7	2	0	1	3	0	0	3	3.5		
SC STATE	1/5/13	4	1-2	.588	0-0	1.000	0-0	.333	1	0	1	2.4	1	0	0	0	0	0	2	3.3		
at Miss State	1/9/13	18	1-4	.524	0-1	.500	2-2	.500	3	3	6	2.9	2	0	0	3	0	0	4	3.4		
AUBURN	1/12/13	2	0-0	.524	0-0	.500	0-0	.500	0	0	0	2.6	0	0	1	0	0	0	0	3.0		
at LSU	1/16/13																					
VANDERBILT	1/19/13																					
at Missouri	1/22/13																					
ARKANSAS	1/26/13																					
at Florida	1/30/13																					
GEORGIA	2/2/13																					
at Kentucky	2/5/13																					
TENNESSEE	2/10/13																					
LSU	2/14/13																					
at Alabama	2/16/13																					
OLE MISS	2/20/13																					
at Georgia	2/23/13																					
MISSOURI	2/28/13																					
at Texas A&M	3/2/13																					
MISS STATE	3/6/13																					
at Vanderbilt	3/9/13																					

SEASON NOTES

Will miss the first six games of the 2012-13 season, as the NCAA has determined that he received impermissible benefits from his host family prior to enrolling at the University of South Carolina ... Saw first action of the season vs. St. John's (Nov. 29), scoring three points and collecting two rebounds ... Scored two points vs. Clemson (Dec. 2) ... Solid vs. Jacksonville (Dec. 7), scoring nine points, five rebounds and four assists ... Scored two points in six minutes vs. Appalachian State (Dec. 19) ... Saw action vs. Manhattan (Dec. 22), scoring two points ... Collected a season high six rebounds vs. Presbyterian (Dec. 29) ... Saw action vs. SC State (Jan. 5) ... Matched a season high with six rebounds at Miss. State (Jan. 9) ... Posted one assist vs. Auburn (Jan. 12) ...

CAREER STATISTICS

Season	GP-GS	Min	Avg	FG	FGA	Pct	3FG	3FGA	Pct	FT	FTA	Pct	Off	Def	Tot	Avg	PF	FO	Ast	TO	Blk	Stl	Pts	Avg
2012-13	9-0	87	9.7	11	21	.524	1	2	.500	4	8	.500	12	11	23	2.6	13	0	7	13	0	0	27	3.0

CAREER SEC STATISTICS

Season	GP-GS	Min	Avg	FG	FGA	Pct	3FG	3FGA	Pct	FT	FTA	Pct	Off	Def	Tot	Avg	PF	FO	Ast	TO	Blk	Stl	Pts	Avg
2013	2-0	20	10.0	1	4	.250	0	1	.000	2	2	1.000	3	3	6	3.0	2	0	1	3	0	0	4	2.0



#12 - AUSTIN CONSTABLE

FRESHMAN | GUARD | 6'0" | 175 | HS
WEST CHESTER, PA./HENDERSON

CONSTABLE'S SEASON HIGHS

POINTS
-

FIELD GOALS
-

FIELD GOAL ATTEMPTS
2, vs. Presbyterian (Dec. 29, 2012)

3-POINT FIELD GOALS
-

3-POINT FIELD GOAL ATTEMPTS
1, vs. Presbyterian (Dec. 29, 2012)

FREE THROWS
-

FREE THROW ATTEMPTS
-

REBOUNDS
-

ASSISTS
-

BLOCKS
-

STEALS
-

MINUTES PLAYED
2, vs. Presbyterian (Dec. 29, 2012)

2012-13

Opponent	Date	GS	Min	FG-FGA	Pct	3FG-FGA	Pct	FT-FTA	Pct	Off	Def	Tot	Avg	PF	FO	A	TO	Blk	Stl	Pts	Avg	
MILWAUKEE	11/11/12	-	-	-	-	-	-	-	-	-	-	-	-	-	-	-	-	-	-	-	-	-
MORGAN STATE	11/16/12	-	-	-	-	-	-	-	-	-	-	-	-	-	-	-	-	-	-	-	-	-
RIDER	11/19/12	-	-	-	-	-	-	-	-	-	-	-	-	-	-	-	-	-	-	-	-	-
ELON	11/21/12	-	-	-	-	-	-	-	-	-	-	-	-	-	-	-	-	-	-	-	-	-
vs. Missouri State	11/24/12	-	-	-	-	-	-	-	-	-	-	-	-	-	-	-	-	-	-	-	-	-
vs. UALR	11/25/12	1	0-0	.000	0-0	.000	0-0	.000	0	0	0	0.0	0	0	0	0	0	0	0	0	0.0	
at St. John's	11/29/12	-	-	-	-	-	-	-	-	-	-	-	-	-	-	-	-	-	-	-	-	-
CLEMSON	12/2/12	-	-	-	-	-	-	-	-	-	-	-	-	-	-	-	-	-	-	-	-	-
JACKSONVILLE	12/7/12	2	0-0	.000	0-0	.000	0-0	.000	1	0	1	0.5	0	0	0	1	0	0	0	0	0.0	
APPALACHIAN ST	12/19/12	-	-	-	-	-	-	-	-	-	-	-	-	-	-	-	-	-	-	-	-	-
vs. Manhattan	12/22/12	-	-	-	-	-	-	-	-	-	-	-	-	-	-	-	-	-	-	-	-	-
PRESBYTERIAN	12/29/12	2	0-2	.000	0-1	.000	0-0	.000	0	0	0	0.3	0	0	0	0	0	0	0	0	0.0	
SC STATE	1/5/13	-	-	-	-	-	-	-	-	-	-	-	-	-	-	-	-	-	-	-	-	-
at Miss State	1/9/13	-	-	-	-	-	-	-	-	-	-	-	-	-	-	-	-	-	-	-	-	-
AUBURN	1/12/13	-	-	-	-	-	-	-	-	-	-	-	-	-	-	-	-	-	-	-	-	-
at LSU	1/16/13	-	-	-	-	-	-	-	-	-	-	-	-	-	-	-	-	-	-	-	-	-
VANDERBILT	1/19/13	-	-	-	-	-	-	-	-	-	-	-	-	-	-	-	-	-	-	-	-	-
at Missouri	1/22/13	-	-	-	-	-	-	-	-	-	-	-	-	-	-	-	-	-	-	-	-	-
ARKANSAS	1/26/13	-	-	-	-	-	-	-	-	-	-	-	-	-	-	-	-	-	-	-	-	-
at Florida	1/30/13	-	-	-	-	-	-	-	-	-	-	-	-	-	-	-	-	-	-	-	-	-
GEORGIA	2/2/13	-	-	-	-	-	-	-	-	-	-	-	-	-	-	-	-	-	-	-	-	-
at Kentucky	2/5/13	-	-	-	-	-	-	-	-	-	-	-	-	-	-	-	-	-	-	-	-	-
TENNESSEE	2/10/13	-	-	-	-	-	-	-	-	-	-	-	-	-	-	-	-	-	-	-	-	-
LSU	2/14/13	-	-	-	-	-	-	-	-	-	-	-	-	-	-	-	-	-	-	-	-	-
at Alabama	2/16/13	-	-	-	-	-	-	-	-	-	-	-	-	-	-	-	-	-	-	-	-	-
OLE MISS	2/20/13	-	-	-	-	-	-	-	-	-	-	-	-	-	-	-	-	-	-	-	-	-
at Georgia	2/23/13	-	-	-	-	-	-	-	-	-	-	-	-	-	-	-	-	-	-	-	-	-
MISSOURI	2/28/13	-	-	-	-	-	-	-	-	-	-	-	-	-	-	-	-	-	-	-	-	-
at Texas A&M	3/2/13	-	-	-	-	-	-	-	-	-	-	-	-	-	-	-	-	-	-	-	-	-
MISS STATE	3/6/13	-	-	-	-	-	-	-	-	-	-	-	-	-	-	-	-	-	-	-	-	-
at Vanderbilt	3/9/13	-	-	-	-	-	-	-	-	-	-	-	-	-	-	-	-	-	-	-	-	-

SEASON NOTES

Saw time vs. UALR (Nov. 25) ... Collected a rebound vs. Jacksonville (Dec. 7) ... Attempted two shots vs. Presbyterian (Dec. 29) ...

CAREER STATISTICS

Season	GP-GS	Min	Avg	FG	FGA	Pct	3FG	3FGA	Pct	FT	FTA	Pct	Off	Def	Tot	Avg	PF	FO	Ast	TO	Blk	Stl	Pts	Avg
2012-13	3-0	5	1.7	0	2	.000	0	1	.000	0	0	.000	1	0	1	0.3	0	0	0	1	0	0	0	0.0

CAREER SEC STATISTICS

Season	GP-GS	Min	Avg	FG	FGA	Pct	3FG	3FGA	Pct	FT	FTA	Pct	Off	Def	Tot	Avg	PF	FO	Ast	TO	Blk	Stl	Pts	Avg
2013																								



#25 - MINDAUGAS KACINAS

FRESHMAN | FORWARD | 6'7" | 210 | HS

KLAIPEDA, LITHUANIA/WORD OF LIFE FIRE TRADITIONAL SCHOOL

KACINAS' SEASON HIGHS

POINTS

18, vs. Rider (Nov. 19, 2012)

FIELD GOALS

8, vs. Rider (Nov. 19, 2012)

FIELD GOAL ATTEMPTS

11, twice, last vs. App State (Dec. 19, 2012)

3-POINT FIELD GOALS

1, 3 times, last vs. Clemson (Dec. 2, 2012)

3-POINT FIELD GOAL ATTEMPTS

3, twice, last vs. App State (Dec. 19, 2012)

FREE THROWS

6, vs. Milwaukee (Nov. 11, 2012)

FREE THROW ATTEMPTS

8, vs. Milwaukee (Nov. 11, 2012)

REBOUNDS

13, vs. Milwaukee (Nov. 11, 2012)

ASSISTS

3, twice, last vs. App State (Dec. 19, 2012)

BLOCKS

3, vs. Appalachian State (Dec. 19, 2012)

STEALS

2, vs. UALR (Nov. 25, 2012)

MINUTES PLAYED

35, vs. SC State (Jan. 5, 2013)

2012-13

Opponent	Date	GS	Min	FG-FGA	Pct	3FG-FGA	Pct	FT-FTA	Pct	Off	Def	Tot	Avg	PF	FO	A	TO	Blk	Stl	Pts	Avg
MILWAUKEE	11/11/12	31	1-3	.333	0-1	1.000	6-8	.750	6	7	13	13.0	2	0	3	1	1	1	8	8.0	
MORGAN STATE	11/16/12	21	0-1	.250	0-0	.000	2-2	.800	3	0	3	3.0	3	0	0	3	0	1	2	5.0	
RIDER	11/19/12	32	8-11	.600	1-1	.500	1-2	.750	3	2	5	7.0	2	0	0	3	0	1	18	9.3	
ELON	11/21/12	26	1-2	.588	0-0	.500	1-2	.714	2	3	5	6.5	0	0	1	4	0	0	3	7.8	
vs. Missouri State	11/24/12	*	28	1-3	.550	0-1	.333	2-3	.706	0	5	5	6.2	2	0	1	5	2	0	4	7.0
vs. UALR	11/25/12	27	5-7	.593	1-3	.333	2-3	.700	3	2	5	6.0	3	0	1	3	2	2	13	8.0	
at St. John's	11/29/12	24	4-7	.588	0-0	.333	1-4	.625	3	3	6	6.0	1	0	1	0	0	0	9	8.1	
CLEMSON	12/2/12	29	3-5	.590	1-2	.375	3-3	.667	1	2	3	5.6	5	1	1	1	1	0	10	8.4	
JACKSONVILLE	12/7/12	18	3-3	.619	0-0	.375	1-2	.655	1	2	3	5.3	4	0	0	2	2	0	7	8.2	
APPALACHIAN ST	12/19/12	*	34	5-11	.585	0-3	.273	2-2	.677	6	6	12	6.0	2	0	3	2	3	0	12	8.6
vs. Manhattan	12/22/12	*	16	0-1	.574	0-0	.273	0-0	.677	0	1	1	5.5	3	0	0	1	0	0	0	7.8
PRESBYTERIAN	12/29/12	*	25	6-8	.597	0-1	.250	1-1	.688	3	0	3	5.3	4	0	1	1	1	0	13	8.3
SC STATE	1/5/13	*	35	4-7	.594	0-1	.231	1-2	.676	5	5	10	5.7	4	0	2	1	1	0	9	8.3
at Miss State	1/6/13	*	30	0-3	.569	0-0	.231	0-0	.676	1	2	3	5.5	2	0	1	2	0	0	0	7.7
AUBURN	1/12/13	*	17	2-3	.573	0-0	.231	2-2	.694	1	3	4	5.4	3	0	0	2	1	0	6	7.6
at LSU	1/16/13																				
VANDERBILT	1/19/13																				
at Missouri	1/22/13																				
ARKANSAS	1/26/13																				
at Florida	1/30/13																				
GEORGIA	2/2/13																				
at Kentucky	2/5/13																				
TENNESSEE	2/10/13																				
LSU	2/14/13																				
at Alabama	2/16/13																				
OLE MISS	2/20/13																				
at Georgia	2/23/13																				
MISSOURI	2/28/13																				
at Texas A&M	3/2/13																				
MISS STATE	3/6/13																				
at Vanderbilt	3/9/13																				

SEASON NOTES

Collected 13 rebounds, including six on the offensive glass, and tied the contest with 18 seconds remaining in regulation on two free throws to send the game to overtime in season opener win vs. Milwaukee (Nov. 11) ... Scored two points and collected three rebounds vs. Morgan State (Nov. 16) ... Posted 18 points on eight made baskets vs. Rider (Nov. 19), playing in a season high 32 minutes ... Collected five rebounds vs. Elon (Nov. 21) ... Earned first-career start vs. Missouri State (Nov. 24), scoring four points and posting two blocks ... Scored 13 points vs. UALR (Nov. 25), while blocking two shots and collecting two steals ... Posted nine points and six rebounds off the bench vs. St. John's (Nov. 29) ... Scored 10 points off the bench vs. Clemson (Dec. 2) ... Scored seven points on a perfect 3-of-3 effort from the floor in win vs. Jacksonville (Dec. 7) ... Career night with 34 minutes played, posting first-career double-double with 12 points and a game-best 12 rebounds in win vs. Appalachian State (Dec. 19); also earned the start vs. the Mountaineers ... Named the SEC Freshman of the Week on Dec. 31 after scoring 13 points and collecting three rebounds vs. Presbyterian (Dec. 29) ... Played a season high 35 minutes vs. SC State (Jan. 5), collecting a team high 10 rebounds ... Saw action at Miss. State (Jan. 9) ... Scored six points and collected four rebounds with one block vs. Auburn (Jan. 12) ...

CAREER STATISTICS

Season	GP-GS	Min	Avg	FG	FGA	Pct	3FG	3FGA	Pct	FT	FTA	Pct	Off	Def	Tot	Avg	PF	FO	Ast	TO	Blk	Stl	Pts	Avg
2012-13	15-7	393	26.2	43	75	.573	3	13	.231	25	36	.694	38	43	81	5.4	40	1	15	31	14	5	114	7.6

CAREER SEC STATISTICS

Season	GP-GS	Min	Avg	FG	FGA	Pct	3FG	3FGA	Pct	FT	FTA	Pct	Off	Def	Tot	Avg	PF	FO	Ast	TO	Blk	Stl	Pts	Avg
2013	2-2	47	23.5	2	6	.333	0	0	.000	2	2	1.000	2	5	7	.5	5	0	1	4	1	0	6	3.0



#35 - BRIAN STEELE

FRESHMAN | FORWARD | 6'5" | 196 | HS
GREENVILLE, S.C./WADE HAMPTON SCHOOL

STEELE'S SEASON HIGHS

POINTS

2, vs. Presbyterian (Dec. 29, 2012)

FIELD GOALS

-

FIELD GOAL ATTEMPTS

1, vs. Presbyterian (Dec. 29, 2012)

3-POINT FIELD GOALS

-

3-POINT FIELD GOAL ATTEMPTS

-

FREE THROWS

2, vs. Presbyterian (Dec. 29, 2012)

FREE THROW ATTEMPTS

2, vs. Presbyterian (Dec. 29, 2012)

REBOUNDS

-

ASSISTS

-

BLOCKS

-

STEALS

1, vs. Presbyterian (Dec. 29, 2012)

MINUTES PLAYED

2, vs. Jacksonville (Dec. 7, 2012)

2012-13

Opponent	Date	GS	Min	FG-FGA	Pct	3FG-FGA	Pct	FT-FTA	Pct	Off	Def	Tot	Avg	PF	FO	A	TO	Blk	Stl	Pts	Avg	
MILWAUKEE	11/11/12	-	-	-	-	-	-	-	-	-	-	-	-	-	-	-	-	-	-	-	-	-
MORGAN STATE	11/16/12	-	-	-	-	-	-	-	-	-	-	-	-	-	-	-	-	-	-	-	-	-
RIDER	11/19/12	-	-	-	-	-	-	-	-	-	-	-	-	-	-	-	-	-	-	-	-	-
ELON	11/21/12	-	-	-	-	-	-	-	-	-	-	-	-	-	-	-	-	-	-	-	-	-
vs. Missouri State	11/24/12	-	-	-	-	-	-	-	-	-	-	-	-	-	-	-	-	-	-	-	-	-
vs. UALR	11/25/12	-	-	-	-	-	-	-	-	-	-	-	-	-	-	-	-	-	-	-	-	-
at St. John's	11/29/12	-	-	-	-	-	-	-	-	-	-	-	-	-	-	-	-	-	-	-	-	-
CLEMSON	12/2/12	-	-	-	-	-	-	-	-	-	-	-	-	-	-	-	-	-	-	-	-	-
JACKSONVILLE	12/7/12	2	0-0	.000	0-0	.000	0-0	.000	0	1	1	1.0	1	0	0	1	0	0	0	0	0	0.0
APPALACHIAN ST	12/19/12	-	-	-	-	-	-	-	-	-	-	-	-	-	-	-	-	-	-	-	-	-
vs. Manhattan	12/22/12	-	-	-	-	-	-	-	-	-	-	-	-	-	-	-	-	-	-	-	-	-
PRESBYTERIAN	12/29/12	2	0-1	.000	0-0	.000	2-2	1.000	0	0	0	0.0	0	0	0	0	0	1	2	1.0		
SC STATE	1/5/13	-	-	-	-	-	-	-	-	-	-	-	-	-	-	-	-	-	-	-	-	-
at Miss State	1/9/13	-	-	-	-	-	-	-	-	-	-	-	-	-	-	-	-	-	-	-	-	-
AUBURN	1/12/13	-	-	-	-	-	-	-	-	-	-	-	-	-	-	-	-	-	-	-	-	-
at LSU	1/16/13	-	-	-	-	-	-	-	-	-	-	-	-	-	-	-	-	-	-	-	-	-
VANDERBILT	1/19/13	-	-	-	-	-	-	-	-	-	-	-	-	-	-	-	-	-	-	-	-	-
at Missouri	1/22/13	-	-	-	-	-	-	-	-	-	-	-	-	-	-	-	-	-	-	-	-	-
ARKANSAS	1/26/13	-	-	-	-	-	-	-	-	-	-	-	-	-	-	-	-	-	-	-	-	-
at Florida	1/30/13	-	-	-	-	-	-	-	-	-	-	-	-	-	-	-	-	-	-	-	-	-
GEORGIA	2/2/13	-	-	-	-	-	-	-	-	-	-	-	-	-	-	-	-	-	-	-	-	-
at Kentucky	2/5/13	-	-	-	-	-	-	-	-	-	-	-	-	-	-	-	-	-	-	-	-	-
TENNESSEE	2/10/13	-	-	-	-	-	-	-	-	-	-	-	-	-	-	-	-	-	-	-	-	-
LSU	2/14/13	-	-	-	-	-	-	-	-	-	-	-	-	-	-	-	-	-	-	-	-	-
at Alabama	2/16/13	-	-	-	-	-	-	-	-	-	-	-	-	-	-	-	-	-	-	-	-	-
OLE MISS	2/20/13	-	-	-	-	-	-	-	-	-	-	-	-	-	-	-	-	-	-	-	-	-
at Georgia	2/23/13	-	-	-	-	-	-	-	-	-	-	-	-	-	-	-	-	-	-	-	-	-
MISSOURI	2/28/13	-	-	-	-	-	-	-	-	-	-	-	-	-	-	-	-	-	-	-	-	-
at Texas A&M	3/2/13	-	-	-	-	-	-	-	-	-	-	-	-	-	-	-	-	-	-	-	-	-
MISS STATE	3/6/13	-	-	-	-	-	-	-	-	-	-	-	-	-	-	-	-	-	-	-	-	-
at Vanderbilt	3/9/13	-	-	-	-	-	-	-	-	-	-	-	-	-	-	-	-	-	-	-	-	-

SEASON NOTES

Returned to team for Clemson contest ... Posted two points on two made free throws vs. Presbyterian (Dec. 29) ...

CAREER STATISTICS

Season	GP-GS	Min	Avg	FG	FGA	Pct	3FG	3FGA	Pct	FT	FTA	Pct	Off	Def	Tot	Avg	PF	FO	Ast	TO	Blk	Stl	Pts	Avg
2012-13	2-0	4	2.0	0	1	.000	0	0	.000	2	2	1.000	0	0	0	0.0	1	0	0	0	0	1	2	1.0

CAREER SEC STATISTICS

Season	GP-GS	Min	Avg	FG	FGA	Pct	3FG	3FGA	Pct	FT	FTA	Pct	Off	Def	Tot	Avg	PF	FO	Ast	TO	Blk	Stl	Pts	Avg
2013																								

THE LAST TIME...

AN INDIVIDUAL PLAYER...

Scored 20 or more points:	South Carolina: Brian Richardson (20), Jan. 9, 2013 at Mississippi State in Starkville, Miss. Opponent: Matthew Hezekiah (24), SC State, Jan. 5, 2013 in Columbia, S.C.
Scored 30 or more points:	South Carolina: Bruce Ellington, 31, at Furman, Dec. 22, 2010 in Greenville, S.C. Opponent: Deshaun Thomas, 30, Ohio State, Dec. 17, 2011 in Columbia, S.C.
Scored 35 or more points:	South Carolina: Devan Downey, 36 at Florida, Jan. 23, 2010 in Gainesville, Fla. Opponent: Joe Crawford (Kentucky), 35, March 5, 2008 in Columbia
Scored 40 or more points:	South Carolina: N/A thru 1992-93 season Opponent: Austin Carr (Notre Dame), 43, Dec. 30, 1969 in New Orleans, La.
Collected 20 or more rebounds:	South Carolina: Emmett Hall, 23 vs. College of Charleston, Dec. 22, 1993 in Columbia Opponent: Ekpe Udoh (Baylor), 20, Jan. 2, 2010 in Columbia
Collected 15 or more rebounds:	South Carolina: Lakeem Jackson, 15, vs. UALR, Nov. 25, 2012 in Puerto Vallarta, Mexico Opponent: Jared Sullinger (Ohio State), 19, Dec. 18, 2010 in Columbus, Ohio
Made 12 or more field goals:	South Carolina: Devan Downey, 12 vs. Georgia, Jan. 30, 2010 in Columbia Opponent: Matthew Hezekiah (12), SC State, Jan. 5, 2013 in Columbia, S.C.
Made 10 or more field goals:	South Carolina: Bruce Ellington, 11 vs. Furman, Dec. 22, 2010 in Greenville, S.C. Opponent: Deshaun Thomas, 13, Ohio State, Dec. 17, 2011 in Columbia, S.C.
Attempted 20 or more field goals:	South Carolina: Bruce Ellington (20) vs. Tennessee, Feb 25, 2012, in Columbia, S.C. Opponent: Zach Graham (20), Ole Miss, Feb. 22, 2011 in Columbia
Attempted 25 or more field goals:	South Carolina: Devan Downey, 25, at Kentucky, Feb. 25, 2010 in Lexington, Ky. Opponent: Kemmy Burgess (Alaska-Anchorage), 26, Nov. 24, 2005 in Anchorage, AK
Dished 10 or more assists:	South Carolina: Devan Downey, 11, vs. LSU, March 13, 2008 in Atlanta, Ga. Opponent: 11, Dee Bost, Mississippi State, Feb. 29, 2012 in Columbia, S.C.
Swiped 5 or more steals:	South Carolina: Brenton Williams, 5, vs. Western Carolina, Nov. 11, 2011 in Columbia Opponent: 5, DeWayne Jackson, Morgan State, Nov. 16, 2012 in Columbia, S.C.
Blocked 5 or more shots:	South Carolina: Damontre Harris, 5, vs. Georgia, Feb. 15, 2012 in Columbia, S.C. Opponent: K.J. McDaniels (5), Clemson, Dec. 2, 2012 in Columbia, S.C.
Made 5 or more 3-point field goals:	South Carolina: Damien Leonard (5), vs. Auburn, Jan. 12, 2013 in Columbia, S.C. Opponent: Shane Richards (6), Manhattan, Dec. 22, 2012 in Brooklyn, N.Y.
Attempted 8 or more 3-point field goals:	South Carolina: Damien Leonard (8) vs. Auburn, Jan. 12, 2013 in Columbia, S.C. Opponent: Shane Richards (11), Manhattan, Dec. 22, 2012 in Brooklyn, N.Y.
Made 10 or more free throws:	South Carolina: Malik Cooke, 10, vs. Miss Valley State, Nov. 22, 2011 in Columbia, S.C. Opponent: Gerard Coleman (10), Providence, Dec. 1, 2011 in Columbia, S.C.
Attempted 15 or more free throws:	South Carolina: Mike Boynton (19) vs. Arkansas, March 11, 2004 in Atlanta, Ga. Opponent: Amu Saaka (Furman), 14, Dec. 22, 2010 in Greenville, S.C.
Played all 40 minutes of regulation:	South Carolina: Devan Downey, 40, vs. Tennessee, March 14, 2008 in Atlanta, Ga. Opponent: Frank Sullivan, Auburn, Jan. 12, 2013 in Columbia, S.C.
A player hit a last-second shot to win a game:	South Carolina: Bruce Ellington vs. Alabama (Jan. 25, 2012) in Columbia, S.C. Opponent: Brian Bryant, Mississippi State, Feb. 29, 2012 in Columbia, S.C.
A player had a double-double:	South Carolina: Mindaugas Kacinas (12 points, 12 rebounds), vs. Appalachian State, Dec. 19, 2012 in Columbia, S.C. Opponent: Rob Chubb (16 points, 10 rebounds) Auburn, Jan. 12, 2013 in Columbia, S.C.
Two or more players had a double-double:	South Carolina: Dominique Archie (12 points, 10 rebounds) & Mike Holmes (14 points, 13 rebounds) vs. Winthrop, Nov. 16, 2008 in Columbia Opponent: Renardo Sidney (12 points, 14 rebounds), Arnett Moultrie (15 points, 12 rebounds), Mississippi State, Feb. 29, 2012 in Columbia, S.C.
A player had a triple-double:	South Carolina: Sam Muldrow (16 points, 14 rebounds, 10 blocks) vs. Vanderbilt, Jan. 8, 2011 in Columbia *** Only second triple-double in South Carolina history (Chuck Eidson (25 points, 10 rebounds, 10 assists), vs. SC State, Nov. 29, 2002 in Columbia) Opponent: Daniel Hackett (Southern California - 22 points, 10 rebounds, 10 assists), Nov. 17, 2007 in Columbia
Scored 30 or more points in back-to-back games:	South Carolina: Devan Downey, 30 vs. Kentucky (Jan. 26, 2010) in Columbia 33 vs. Georgia (Jan. 30, 2010) in Columbia
Scored 25 or more points in back-to-back games:	South Carolina: Devan Downey, 33 vs. Georgia (Jan. 30, 2010) in Columbia 26 at Tennessee (Feb. 6, 2010) in Knoxville, Tenn.

A TEAM...

Scored 100 or more points:	South Carolina: 103 vs. The Citadel (Nov. 12, 2007) in Columbia Opponent: 107, Vanderbilt (Feb. 17, 1996) in Nashville, Tenn.
Scored 50 points or less:	South Carolina: 48 at Vanderbilt, Feb. 22, 2012, in Nashville, Tenn. Opponent: 45, Wofford, Dec. 28, 2011 in Columbia, S.C.
Scored 50 points in a half:	South Carolina: 57 (1st half; Dec. 7, 2012) vs. Jacksonville, Dec. 7, 2012 in Columbia, S.C. Opponent: 51 (2nd half; Nov. 29, 2012) St. John's in Queens, N.Y.
Failed to score 25 points in a half:	South Carolina: 23 (1st half) vs. Elon, Nov. 21, 2012 in Columbia, S.C. Opponent: 24 (1st half), Presbyterian, Dec. 29, 2012 in Columbia, S.C.

Collected 50 or more rebounds:	South Carolina: 53 vs. WKU, Nov. 27, 2010 in Bowling Green, Ky. Opponent: 52, WKU, Nov. 27, 2010 in Bowling Green, Ky.
Shot 60% or better from the field:	South Carolina: 60.8% (31-51) at Western Carolina (Nov. 18, 2005) in Cullowhee, N.C. Opponent: 61.1% (33-54), Vanderbilt (Jan. 16, 2010) in Columbia
Shot 50% or better from the field:	South Carolina: 55.4% (31-56) vs. Jacksonville, Dec. 7, 2012 in Columbia, S.C. Opponent: 58.5% (24-41) Auburn, Jan. 12, 2013 in Columbia, S.C.
Shot less than 30% from the field:	South Carolina: 29.9% (20-67) vs. Ole Miss, March 10, 2011 in Atlanta, Ga. Opponent: 25.9% (15-58), USC Upstate (Nov. 23, 2010) in Columbia
Shot 50% or better from 3-point range (at least 10 attempts):	South Carolina: 62.5% (10-16) vs. Jacksonville, Dec. 7, 2012 Opponent 50.0% (7-14) St. John's, Nov. 29, 2012 in Queens, N.Y.
Shot 20% or less from 3-point range (at least 10 attempts):	South Carolina: 0.0% (0-11), vs. Milwaukee, Nov. 11, 2012 in Columbia, S.C. Opponent: 0-0% (0-7), SC State, Jan. 5, 2013 in Columbia, S.C.
Dished 20 or more assists:	South Carolina: 20, vs. Auburn, Jan. 12, 2013 in Columbia, S.C. Opponent: 22, vs. North Carolina, Nov. 25, 2011 in Las Vegas, Nevada
Made 35 or more shots:	South Carolina: 35 vs. Elon (Nov. 19, 2010) in Columbia Opponent: 35, Tennessee (March 5, 2009) in Columbia
Attempted 80 or more shots:	South Carolina: 83 vs. WKU (Nov. 27, 2010) in Bowling Green, Ky. Opponent: 83, LSU (Feb. 10, 1996) in Columbia
Attempted 70 or more shots:	South Carolina: 72, vs. Providence, Dec. 1, 2011 in Columbia Opponent: 79, WKU (Nov. 27, 2010) in Bowling Green, Ky.
Made 10 or more 3-pointers:	South Carolina: 10 vs. Jacksonville, Dec. 7, 2012 in Columbia, S.C. Opponent: 14, Milwaukee, Nov. 11, 2012 in Columbia, S.C.
Did not make a 3-pointer:	South Carolina: 0, vs. Milwaukee, Nov. 11, 2012 in Columbia, S.C. Opponent: 0, Miss. State, Jan. 9, 2013 in Starkville, Miss.
Attempted 30 or more 3-pointers:	South Carolina: 31 vs. Alabama, Jan. 25, 2012 in Columbia, S.C. Opponent: 33, Milwaukee, Nov. 11, 2012 in Columbia, S.C.
Attempted 25 or more 3-pointers:	South Carolina: 27 vs. Rider, Nov. 19, 2012 in Columbia, S.C. Opponent: 33, Milwaukee, Nov. 11, 2012 in Columbia, S.C.
Made 30 or more free throws:	South Carolina: 32 vs. Vanderbilt (Jan. 28, 2009) in Columbia Opponent: 31, Florida (Feb. 3, 2009) in Gainesville, Fla.
Attempted 40 or more free throws:	South Carolina: 44 vs. Georgia Southern (Nov. 16, 2009) in Columbia Opponent: 40, Florida (Feb. 3, 2009) in Gainesville, Fla.
Swiped 15 or more steals:	South Carolina: 15 vs. Vanderbilt (Jan. 16, 2010) in Columbia Opponent: 17, Indiana (Nov. 8, 1998) in Indianapolis, Ind.
Blocked 12 or more shots:	South Carolina: 12, vs. Vanderbilt, Jan. 8, 2011 in Columbia Opponent: 13, Syracuse (Jan. 21, 1999) in Syracuse, N.Y.
Blocked 8 or more shots:	South Carolina: 8, vs. Appalachian State, Dec. 19, 2012 in Columbia, S.C.. Opponent: 9, St. John's, Nov. 29, 2012 in Queens, N.Y.
Won by 30 or more points:	South Carolina: 35 vs. SC State (91-56), Jan. 4, 2011 in Columbia Opponent: 34, 86-52, Kentucky, Feb. 4, 2012, in Columbia, S.C.
Won by 20 or more points:	South Carolina: 28 vs. SC State, Jan. 3, 2012 in Columbia, S.C. Opponent: 24, St. John's, Nov. 29, 2012 in Queens, N.Y..
Played a single overtime game:	Win: 74-67, vs. Missouri State, Nov. 24, 2012 in Puerto Vallarta, Mexico Loss: 69-67, vs. Mississippi State, Feb. 29, 2012 in Columbia, S.C.
Played a double overtime game:	Win: 87-85 vs. WKU (Nov. 27, 2010) in Bowling Green, Ky. Loss: 98-88 vs. Louisville (Feb. 20, 1988) in Columbia
South Carolina played a No. 1 Team in the country:	Win: 68-62 vs. Kentucky (Jan. 26, 2010) in Columbia Loss: 86-52 loss vs. No. 1/1 Kentucky, Feb. 4, 2012, in Columbia, S.C.
South Carolina played a top-5 opponent:	Win: 68-62 vs. No. 1/1 Kentucky (Jan. 26, 2010) in Columbia Loss: 86-52 loss vs. No. 1/1 Kentucky, Feb. 4, 2012, in Columbia, S.C.
South Carolina played a top-10 opponent:	Win: 68-62 vs. No. 1/1 Kentucky (Jan. 26, 2010) in Columbia Loss: 86-52 loss vs. No. 1/1 Kentucky, Feb. 4, 2012, in Columbia, S.C.
South Carolina played a top-25 opponent:	Win: 83-75 (OT) win over No. 22/24 Vanderbilt, Jan. 8, 2011 in Columbia Loss: 86-52 loss vs. No. 1/1 Kentucky, Feb. 4, 2012, in Columbia, S.C.
South Carolina defeated a ranked opponent:	Home: 83-75 vs. No. 22/24 Vanderbilt (Jan. 8, 2011) in Columbia <u>Away: 77-73 at No. 13/19 Vanderbilt (March 6, 2010) in Nashville, Tenn.</u> SEC Home: 83-75 vs. No. 22/24 Vanderbilt (Jan. 8, 2011) in Columbia SEC Away: 77-73 at No. 13/19 Vanderbilt (March 6, 2010) in Nashville, Tenn. Non-conference away: 85-84 at No. 19/20 Baylor (Jan. 2, 2009) in Waco, Texas
A South Carolina win opened up the season:	Home: 82-75 (OT), vs. Milwaukee, Nov. 11, 2012, in Columbia, S.C. Away: 81-63 win at Western Carolina (Nov. 12, 2005) in Cullowhee, N.C. Neutral: 74-61 win vs. Chaminade (Nov. 19, 2001) in Maui, Hawaii (Maui Invite)
South Carolina opened up SEC play:	Home: 83-75 win vs. No. 22/24 Vanderbilt (Jan. 8, 2011) in Columbia Away: 56-54 loss at Miss. State (Jan. 9, 2013) in Starkville, Miss.



2012-13
 South Carolina Combined Team Statistics (as of Jan 14, 2013)
 All games

RECORD:	OVERALL	HOME	AWAY	NEUTRAL
ALL GAMES	10-5	7-3	0-2	3-0
CONFERENCE	0-2	0-1	0-1	0-0
NON-CONFERENCE	10-3	7-2	0-1	3-0

##	Player	gp-gs	min	avg	Total		3-Point		F-Throw		Rebounds				pf	dq	a	to	blk	stl	pts	avg
					fg-fga	fg%	3fg-fga	3fg%	ft-fa	ft%	off	def	tot	avg								
00	PAGE, LaShay	9-9	220	24.4	32-93	.344	14-45	.311	27-31	.871	4	26	30	3.3	16	0	8	14	1	3	105	11.7
01	WILLIAMS, Brenton	15-6	329	21.9	54-105	.514	23-51	.451	41-51	.804	4	20	24	1.6	21	0	18	22	4	13	172	11.5
23	ELLINGTON, Bruce	6-2	167	27.8	25-55	.455	6-19	.316	12-18	.667	3	10	13	2.2	17	0	11	22	1	7	68	11.3
30	JACKSON, Lakeem	15-15	471	31.4	69-113	.611	0-1	.000	9-32	.281	40	65	105	7.0	38	0	34	38	13	10	147	9.8
24	CARRERA, Michael	10-6	189	18.9	28-62	.452	2-2	1.000	33-41	.805	28	40	68	6.8	35	2	11	22	9	1	91	9.1
02	RICHARDSON, Brian	15-4	327	21.8	45-114	.395	25-62	.403	20-26	.769	14	31	45	3.0	32	0	23	19	8	8	135	9.0
25	KACINAS, Mindaugas	15-7	393	26.2	43-75	.573	3-13	.231	25-36	.694	38	43	81	5.4	40	1	15	31	14	5	114	7.6
05	SMITH, Eric	15-15	421	28.1	32-89	.360	8-30	.267	20-32	.625	7	23	30	2.0	23	0	62	42	1	10	92	6.1
33	SLAWSON, RJ	15-10	236	15.7	24-55	.436	1-6	.167	23-34	.676	30	29	59	3.9	51	2	11	17	9	9	72	4.8
32	LEONARD, Damien	13-1	189	14.5	21-56	.375	13-35	.371	7-10	.700	11	22	33	2.5	14	0	8	17	1	4	62	4.8
14	CHATKEVICIUS, L.	9-0	87	9.7	11-21	.524	1-2	.500	4-8	.500	12	11	23	2.6	13	0	7	13	0	0	27	3.0
35	STEELE, Brian	2-0	4	2.0	0-1	.000	0-0	.000	2-2	1.000	0	1	1	0.5	1	0	0	1	0	1	2	1.0
55	PHILLIPS, Shane	6-0	12	2.0	0-2	.000	0-2	.000	0-0	.000	0	0	0	0.0	1	0	1	1	0	0	0	0.0
12	CONSTABLE, Austin	3-0	5	1.7	0-2	.000	0-1	.000	0-0	.000	1	0	1	0.3	0	0	0	1	0	0	0	0.0
Team											31	30	61				4					
Total.....		15	3050		384-843	.456	96-269	.357	223-321	.695	223	351	574	38.3	302	5	209	264	61	71	1087	72.5
Opponents.....		15	3050		362-819	.442	77-241	.320	227-345	.658	163	272	435	29.0	305	-	188	212	70	135	1028	68.5

TEAM STATISTICS	SC	OPP	Date	Opponent	Score	Att.	
SCORING	1087	1028	& 11/11/12	UW-MILWAUKEE	Wot 82-75	7335	
Points per game	72.5	68.5		11/16/12	MORGAN STATE	w 87-71	8019
Scoring margin	+3.9	-	& 11/19/12	RIDER	w 88-76	7157	
FIELD GOALS-ATT	384-843	362-819		11/21/12	ELON	L 53-65	6754
Field goal pct	.456	.442	^ 11/24/12	vs Missouri State	Wot 74-67	303	
3 POINT FG-ATT	96-269	77-241	^ 11/25/12	vs UALR	w 74-62	276	
3-point FG pct	.357	.320	% 11/29/12	at St. John's	L 65-89	4902	
3-pt FG made per game	6.4	5.1		12/2/12	CLEMSON	L 55-64	10684
FREE THROWS-ATT	223-321	227-345		12/7/12	JACKSONVILLE	w 91-74	6980
Free throw pct	.695	.658		12/19/12	APPALACHIAN STATE	w 74-69	8118
F-Throws made per game	14.9	15.1		12/22/12	vs Manhattan	w 63-57	0
REBOUNDS	574	435		12/29/12	PRESBYTERIAN	w 76-60	7344
Rebounds per game	38.3	29.0		1/5/13	SOUTH CAROLINA STATE	w 80-69	7394
Rebounding margin	+9.3	-	*	01-09-13	at Mississippi State	L 54-56	6034
ASSISTS	209	188	*	01-12-13	AUBURN	L 71-74	9117
Assists per game	13.9	12.5	* = Conference game				
TURNOVERS	264	212	& = Hoops For Hope Classic (Columbia, S.C.)				
Turnovers per game	17.6	14.1	^ = Hoops For Hope Classic (Puerto Vallarta, Mexico)				
Turnover margin	-3.5	-	% = SEC/BIG EAST Challenge (Queens, N.Y.)				
Assist/turnover ratio	0.8	0.9					
STEALS	71	135					
Steals per game	4.7	9.0					
BLOCKS	61	70					
Blocks per game	4.1	4.7					
ATTENDANCE	78902	11515					
Home games-Avg/Game	10-7890	2-5468					
Neutral site-Avg/Game	-	3-193					

Score by Periods	1st	2nd	OT	Totals
South Carolina	527	528	32	1087
Opponents	480	530	18	1028



2012-13
 South Carolina Combined Team Statistics (as of Jan 14, 2013)
 Conference games

RECORD:	OVERALL	HOME	AWAY	NEUTRAL
ALL GAMES	0-2	0-1	0-1	0-0
CONFERENCE	0-2	0-1	0-1	0-0
NON-CONFERENCE	0-0	0-0	0-0	0-0

##	Player	gp-gs	min	avg	Total		3-Point		F-Throw		Rebounds			pf	dq	a	to	blk	stl	pts	avg	
					fg-fga	fg%	3fg-fga	3fg%	ft-fta	ft%	off	def	tot									avg
23	ELLINGTON, Bruce	2-2	59	29.5	12-22	.545	4-10	.400	1-1	1.000	1	0	1	0.5	7	0	7	11	0	4	29	14.5
02	RICHARDSON, Brian	2-2	49	24.5	7-23	.304	5-13	.385	1-2	.500	4	5	9	4.5	5	0	2	2	1	3	20	10.0
05	SMITH, Eric	2-2	66	33.0	7-13	.538	2-5	.400	2-5	.400	1	2	3	1.5	2	0	7	5	0	0	18	9.0
32	LEONARD, Damien	2-0	45	22.5	6-11	.545	5-9	.556	0-1	.000	6	5	11	5.5	2	0	2	2	0	0	17	8.5
30	JACKSON, Lakeem	2-2	54	27.0	6-9	.667	0-0	.000	2-6	.333	2	4	6	3.0	7	0	4	4	4	3	14	7.0
24	CARRERA, Michael	2-0	31	15.5	2-8	.250	0-0	.000	4-4	1.000	6	4	10	5.0	8	1	5	4	2	0	8	4.0
33	SLAWSON, RJ	2-0	17	8.5	2-5	.400	0-1	.000	3-4	.750	3	6	9	4.5	6	0	1	2	0	0	7	3.5
25	KACINAS, Mindaugas	2-2	47	23.5	2-6	.333	0-0	.000	2-2	1.000	2	5	7	3.5	5	0	1	4	1	0	6	3.0
14	CHATKEVICIUS, L.	2-0	20	10.0	1-4	.250	0-1	.000	2-2	1.000	3	3	6	3.0	2	0	1	3	0	0	4	2.0
01	WILLIAMS, Brenton	2-0	12	6.0	1-7	.143	0-2	.000	0-0	.000	0	1	1	0.5	0	0	0	2	0	1	2	1.0
Team											2	4	6									
Total.....		2	400		46-108	.426	16-41	.390	17-27	.630	30	39	69	34.5	44	1	30	39	8	11	125	62.5
Opponents.....		2	400		43-90	.478	8-28	.286	36-53	.679	18	35	53	26.5	38	-	22	34	11	23	130	65.0

TEAM STATISTICS	SC	OPP	Date	Opponent	Score	Att.
SCORING	125	130	* 01-09-13	at Mississippi State	L 54-56	6034
Points per game	62.5	65.0	* 01-12-13	AUBURN	L 71-74	9117
Scoring margin	-2.5	-	* = Conference game			
FIELD GOALS-ATT	46-108	43-90	& = Hoops For Hope Classic (Columbia, S.C.)			
Field goal pct	.426	.478	^ = Hoops For Hope Classic (Puerto Vallarta, Mexico)			
3 POINT FG-ATT	16-41	8-28	% = SEC/BIG EAST Challenge (Queens, N.Y.)			
3-point FG pct	.390	.286				
3-pt FG made per game	8.0	4.0				
FREE THROWS-ATT	17-27	36-53				
Free throw pct	.630	.679				
F-Throws made per game	8.5	18.0				
REBOUNDS	69	53				
Rebounds per game	34.5	26.5				
Rebounding margin	+8.0	-				
ASSISTS	30	22				
Assists per game	15.0	11.0				
TURNOVERS	39	34				
Turnovers per game	19.5	17.0				
Turnover margin	-2.5	-				
Assist/turnover ratio	0.8	0.6				
STEALS	11	23				
Steals per game	5.5	11.5				
BLOCKS	8	11				
Blocks per game	4.0	5.5				
ATTENDANCE	9117	6034				
Home games-Avg/Game	1-9117	1-6034				
Neutral site-Avg/Game	-	0-0				

Score by Periods	1st	2nd	Totals
South Carolina	65	60	125
Opponents	64	66	130



2012-13
 South Carolina Team Game-by-Game Comparison (as of Jan 14, 2013)
 All games

Opponent	1st	2nd	Score	Mar	Total FG	FG Pct	3-Pointers	3FG Pct	Free Throws	FT Pct	Rebounds	Assist	T/Over	Block	Steal	Fouls
UW-MILWAUKEE	23/38	43/28	82-75	+7	28-63/26-67	.444/.388	0-11/14-33	.000/.424	26-31/9-19	.839/.474	45/33 +12	11/17	17/15	7/3	5/7	16/24
MORGAN STATE	45/41	42/30	87-71	+16	30-57/28-53	.526/.528	6-16/2-13	.375/.154	21-26/13-20	.808/.650	35/22 +13	10/13	20/20	2/4	5/11	20/20
RIDER	44/37	44/39	88-76	+12	32-60/27-53	.533/.509	13-27/6-14	.481/.429	11-14/16-21	.786/.762	33/23 +10	22/13	18/17	2/2	5/9	20/13
ELON	23/31	30/34	53-65	(12)	18-56/26-57	.321/.456	6-19/8-15	.316/.533	11-17/5-11	.647/.455	43/30 +13	10/13	22/14	5/6	7/12	16/19
Missouri State	28/33	30/25	74-67	+7	22-39/23-59	.564/.390	8-18/5-19	.444/.263	22-28/16-28	.786/.571	33/29 +4	13/7	25/13	5/0	2/10	24/24
UALR	39/22	35/40	74-62	+12	28-50/23-57	.560/.404	6-16/5-16	.375/.313	12-17/11-23	.706/.478	40/25 +15	14/14	21/12	5/3	9/11	20/18
St. John's	26/38	39/51	65-89	(24)	24-65/33-58	.369/.569	5-23/7-14	.217/.500	12-21/16-24	.571/.667	43/31 +12	10/19	12/7	1/9	2/8	17/18
CLEMSON	27/28	28/36	55-64	(9)	18-52/17-39	.346/.436	4-15/3-11	.267/.273	15-22/27-37	.682/.730	36/29 +7	10/8	19/13	4/8	3/10	28/25
JACKSONVILLE	57/30	34/44	91-74	+17	31-56/26-68	.554/.382	10-16/3-20	.625/.150	19-29/19-28	.655/.679	42/31 +11	20/11	17/7	6/8	3/7	25/22
APPALACHIAN STATE	37/35	37/34	74-69	+5	28-61/23-63	.459/.365	5-15/4-14	.333/.286	13-19/19-22	.684/.864	37/40 (3)	18/12	17/17	8/4	4/6	21/24
Manhattan	36/30	27/27	63-57	+6	20-49/18-45	.408/.400	6-20/8-24	.300/.333	17-25/13-24	.680/.542	42/23 +19	10/16	19/13	1/4	6/13	19/21
PRESBYTERIAN	40/24	36/36	76-60	+16	27-56/23-49	.482/.469	7-16/4-13	.438/.308	15-24/10-13	.625/.769	34/25 +9	15/10	9/15	4/4	5/5	14/18
SOUTH CAROLINA STATE	37/29	43/40	80-69	+11	32-71/26-61	.451/.426	4-16/0-7	.250/.000	12-21/17-22	.571/.773	42/41 +1	16/13	9/15	3/4	4/3	18/21
Mississippi State	26/26	28/30	54-56	(2)	20-51/19-49	.392/.388	8-21/0-10	.381/.000	6-11/18-25	.545/.720	38/29 +9	10/8	24/17	5/8	7/14	20/15
AUBURN	39/38	32/36	71-74	(3)	26-57/24-41	.456/.585	8-20/8-18	.400/.444	11-16/18-28	.688/.643	31/24 +7	20/14	15/17	3/3	4/9	24/23

Note: Game totals are displayed in the format TEAM/OPPONENT for each category



2012-13
 South Carolina Category Leaders (as of Jan 14, 2013)
 All games

Points	G	Pts	Pts/G
WILLIAMS, Brenton	15	172	11.5
JACKSON, Lakeem	15	147	9.8
RICHARDSON, Brian	15	135	9.0
KACINAS, Mindaugas	15	114	7.6
PAGE, LaShay	9	105	11.7
SMITH, Eric	15	92	6.1
CARRERA, Michael	10	91	9.1
SLAWSON, RJ	15	72	4.8
ELLINGTON, Bruce	6	68	11.3
LEONARD, Damien	13	62	4.8
CHATKEVICIUS, L.	9	27	3.0
STEELE, Brian	2	2	1.0

FG Percentage	FG	Att	Pct
JACKSON, Lakeem	69	113	.611
KACINAS, Mindaugas	43	75	.573
CHATKEVICIUS, L.	11	21	.524
WILLIAMS, Brenton	54	105	.514
ELLINGTON, Bruce	25	55	.455
CARRERA, Michael	28	62	.452
SLAWSON, RJ	24	55	.436
RICHARDSON, Brian	45	114	.395
LEONARD, Damien	21	56	.375
SMITH, Eric	32	89	.360
PAGE, LaShay	32	93	.344
STEELE, Brian	0	1	.000
CONSTABLE, Austin	0	2	.000
PHILLIPS, Shane	0	2	.000

3-Point Percentage	3FG	Att	Pct
CARRERA, Michael	2	2	1.000
CHATKEVICIUS, L.	1	2	.500
WILLIAMS, Brenton	23	51	.451
RICHARDSON, Brian	25	62	.403
LEONARD, Damien	13	35	.371
ELLINGTON, Bruce	6	19	.316
PAGE, LaShay	14	45	.311
SMITH, Eric	8	30	.267
KACINAS, Mindaugas	3	13	.231
SLAWSON, RJ	1	6	.167
CONSTABLE, Austin	0	1	.000
PHILLIPS, Shane	0	2	.000
JACKSON, Lakeem	0	1	.000

Free Throw Percent	FG	Att	Pct
STEELE, Brian	2	2	1.000
PAGE, LaShay	27	31	.871
CARRERA, Michael	33	41	.805
WILLIAMS, Brenton	41	51	.804
RICHARDSON, Brian	20	26	.769
LEONARD, Damien	7	10	.700
KACINAS, Mindaugas	25	36	.694
SLAWSON, RJ	23	34	.676
ELLINGTON, Bruce	12	18	.667
SMITH, Eric	20	32	.625
CHATKEVICIUS, L.	4	8	.500
JACKSON, Lakeem	9	32	.281

Scoring Average	G	Pts	Avg/G
PAGE, LaShay	9	105	11.7
WILLIAMS, Brenton	15	172	11.5
ELLINGTON, Bruce	6	68	11.3
JACKSON, Lakeem	15	147	9.8
CARRERA, Michael	10	91	9.1
RICHARDSON, Brian	15	135	9.0
KACINAS, Mindaugas	15	114	7.6
SMITH, Eric	15	92	6.1
SLAWSON, RJ	15	72	4.8
LEONARD, Damien	13	62	4.8
CHATKEVICIUS, L.	9	27	3.0
STEELE, Brian	2	2	1.0

Field Goal Attempts	G	Att	Att/G
RICHARDSON, Brian	15	114	7.6
JACKSON, Lakeem	15	113	7.5
WILLIAMS, Brenton	15	105	7.0
PAGE, LaShay	9	93	10.3
SMITH, Eric	15	89	5.9

Field Goals Made	G	Made	Made/G
JACKSON, Lakeem	15	69	4.6
WILLIAMS, Brenton	15	54	3.6
RICHARDSON, Brian	15	45	3.0
KACINAS, Mindaugas	15	43	2.9
SMITH, Eric	15	32	2.1
PAGE, LaShay	9	32	3.6

3-Point FG Attempts	G	Att	Att/G
RICHARDSON, Brian	15	62	4.1
WILLIAMS, Brenton	15	51	3.4
PAGE, LaShay	9	45	5.0
LEONARD, Damien	13	35	2.7
SMITH, Eric	15	30	2.0

3-Point FG Made	G	Made	Made/G
RICHARDSON, Brian	15	25	1.7
WILLIAMS, Brenton	15	23	1.5
PAGE, LaShay	9	14	1.6
LEONARD, Damien	13	13	1.0
SMITH, Eric	15	8	0.5

Free Throw Attempts	G	Att	Att/G
WILLIAMS, Brenton	15	51	3.4
CARRERA, Michael	10	41	4.1
KACINAS, Mindaugas	15	36	2.4
SLAWSON, RJ	15	34	2.3
SMITH, Eric	15	32	2.1
JACKSON, Lakeem	15	32	2.1

Free Throws Made	G	Made	Made/G
WILLIAMS, Brenton	15	41	2.7
CARRERA, Michael	10	33	3.3
PAGE, LaShay	9	27	3.0
KACINAS, Mindaugas	15	25	1.7
SLAWSON, RJ	15	23	1.5



2012-13
 South Carolina Category Leaders (as of Jan 14, 2013)
 All games

Rebounds	G	Reb	Reb/G
JACKSON, Lakeem	15	105	7.0
KACINAS, Mindaugas	15	81	5.4
CARRERA, Michael	10	68	6.8
SLAWSON, RJ	15	59	3.9
RICHARDSON, Brian	15	45	3.0

Rebound Average	G	Reb	Avg/G
JACKSON, Lakeem	15	105	7.0
CARRERA, Michael	10	68	6.8
KACINAS, Mindaugas	15	81	5.4
SLAWSON, RJ	15	59	3.9
PAGE, LaShay	9	30	3.3

Offensive Rebounds	G	No.	Avg/G
JACKSON, Lakeem	15	40	2.7
KACINAS, Mindaugas	15	38	2.5
SLAWSON, RJ	15	30	2.0
CARRERA, Michael	10	28	2.8
RICHARDSON, Brian	15	14	0.9

Defensive Rebounds	G	No.	Avg/G
JACKSON, Lakeem	15	65	4.3
KACINAS, Mindaugas	15	43	2.9
CARRERA, Michael	10	40	4.0
RICHARDSON, Brian	15	31	2.1
SLAWSON, RJ	15	29	1.9

Fouls	G	No.	Per/G
SLAWSON, RJ	15	51	3.4
KACINAS, Mindaugas	15	40	2.7
JACKSON, Lakeem	15	38	2.5
CARRERA, Michael	10	35	3.5
RICHARDSON, Brian	15	32	2.1

Foulsouts	G	No.
SLAWSON, RJ	15	2
CARRERA, Michael	10	2
KACINAS, Mindaugas	15	1

Assists	G	No.	Ast/G
SMITH, Eric	15	62	4.1
JACKSON, Lakeem	15	34	2.3
RICHARDSON, Brian	15	23	1.5
WILLIAMS, Brenton	15	18	1.2
KACINAS, Mindaugas	15	15	1.0

Steals	G	No.	Stl/G
WILLIAMS, Brenton	15	13	0.9
SMITH, Eric	15	10	0.7
JACKSON, Lakeem	15	10	0.7
SLAWSON, RJ	15	9	0.6
RICHARDSON, Brian	15	8	0.5

Blocked Shots	G	No.	Blk/G
KACINAS, Mindaugas	15	14	0.9
JACKSON, Lakeem	15	13	0.9
CARRERA, Michael	10	9	0.9
SLAWSON, RJ	15	9	0.6
RICHARDSON, Brian	15	8	0.5

Minutes	G	No.	Min/G
JACKSON, Lakeem	15	471	31.4
SMITH, Eric	15	421	28.1
KACINAS, Mindaugas	15	393	26.2
WILLIAMS, Brenton	15	329	21.9
RICHARDSON, Brian	15	327	21.8

Turnovers	G	No.	TO/G
SMITH, Eric	15	42	2.8
JACKSON, Lakeem	15	38	2.5
KACINAS, Mindaugas	15	31	2.1
WILLIAMS, Brenton	15	22	1.5
ELLINGTON, Bruce	6	22	3.7
CARRERA, Michael	10	22	2.2



2012-13
South Carolina Team High/Low Analysis (as of Jan 14, 2013)
All games

South Carolina - TEAM GAME HIGHS

POINTS	91	JACKSONVILLE (12/7/12)
	88	RIDER (11/19/12)
	87	MORGAN STATE (11/16/12)
	82	UW-MILWAUKEE (11/11/12)
	80	SOUTH CAROLINA STATE (1/5/13)
FIELD GOALS MADE	32	SOUTH CAROLINA STATE (1/5/13)
	32	RIDER (11/19/12)
FIELD GOAL ATTEMPTS	71	SOUTH CAROLINA STATE (1/5/13)
	65	at St. John's (11/29/12)
FIELD GOAL PERCENTAGE	.564 (22-39)	vs Missouri State (11/24/12)
	.560 (28-50)	vs UALR (11/25/12)
3 PT FIELD GOALS MADE	13	RIDER (11/19/12)
	10	JACKSONVILLE (12/7/12)
3 PT FG ATTEMPTS	27	RIDER (11/19/12)
	23	at St. John's (11/29/12)
3 PT FG PERCENTAGE	.625 (10-16)	JACKSONVILLE (12/7/12)
	.481 (13-27)	RIDER (11/19/12)
FREE THROWS MADE	26	UW-MILWAUKEE (11/11/12)
	22	vs Missouri State (11/24/12)
FREE THROW ATTEMPTS	31	UW-MILWAUKEE (11/11/12)
	29	JACKSONVILLE (12/7/12)
FREE THROW PERCENTAGE	.839 (26-31)	UW-MILWAUKEE (11/11/12)
	.808 (21-26)	MORGAN STATE (11/16/12)
REBOUNDS	45	UW-MILWAUKEE (11/11/12)
	43	at St. John's (11/29/12)
	43	ELON (11/21/12)
ASSISTS	22	RIDER (11/19/12)
	20	AUBURN (01-12-13)
	20	JACKSONVILLE (12/7/12)
STEALS	9	vs UALR (11/25/12)
	7	at Mississippi State (01-09-13)
	7	ELON (11/21/12)
BLOCKED SHOTS	8	APPALACHIAN STATE (12/19/12)
	7	UW-MILWAUKEE (11/11/12)
TURNOVERS	25	vs Missouri State (11/24/12)
	24	at Mississippi State (01-09-13)
FOULS	28	CLEMSON (12/2/12)
	25	JACKSONVILLE (12/7/12)



2012-13
South Carolina High/Low Analysis (as of Jan 14, 2013)
All games

Opponent - GAME HIGHS

POINTS	89	at St. John's (11/29/12)
	76	RIDER (11/19/12)
	75	UW-MILWAUKEE (11/11/12)
	74	AUBURN (01-12-13)
	74	JACKSONVILLE (12/7/12)
FIELD GOALS MADE	33	at St. John's (11/29/12)
	28	MORGAN STATE (11/16/12)
FIELD GOAL ATTEMPTS	68	JACKSONVILLE (12/7/12)
	67	UW-MILWAUKEE (11/11/12)
FIELD GOAL PERCENTAGE	.585 (24-41)	AUBURN (01-12-13)
	.569 (33-58)	at St. John's (11/29/12)
3 PT FIELD GOALS MADE	14	UW-MILWAUKEE (11/11/12)
	8	AUBURN (01-12-13)
	8	vs Manhattan (12/22/12)
	8	ELON (11/21/12)
3 PT FG ATTEMPTS	33	UW-MILWAUKEE (11/11/12)
	24	vs Manhattan (12/22/12)
3 PT FG PERCENTAGE	.533 (8-15)	ELON (11/21/12)
	.500 (7-14)	at St. John's (11/29/12)
FREE THROWS MADE	27	CLEMSON (12/2/12)
	19	APPALACHIAN STATE (12/19/12)
	19	JACKSONVILLE (12/7/12)
FREE THROW ATTEMPTS	37	CLEMSON (12/2/12)
	28	AUBURN (01-12-13)
	28	JACKSONVILLE (12/7/12)
	28	vs Missouri State (11/24/12)
FREE THROW PERCENTAGE	.864 (19-22)	APPALACHIAN STATE (12/19/12)
	.773 (17-22)	SOUTH CAROLINA STATE (1/5/13)
REBOUNDS	41	SOUTH CAROLINA STATE (1/5/13)
	40	APPALACHIAN STATE (12/19/12)
ASSISTS	19	at St. John's (11/29/12)
	17	UW-MILWAUKEE (11/11/12)
STEALS	14	at Mississippi State (01-09-13)
	13	vs Manhattan (12/22/12)
BLOCKED SHOTS	9	at St. John's (11/29/12)
	8	at Mississippi State (01-09-13)
	8	JACKSONVILLE (12/7/12)
	8	CLEMSON (12/2/12)
TURNOVERS	20	MORGAN STATE (11/16/12)
	17	AUBURN (01-12-13)
	17	at Mississippi State (01-09-13)
	17	APPALACHIAN STATE (12/19/12)
	17	RIDER (11/19/12)
FOULS	25	CLEMSON (12/2/12)
	24	APPALACHIAN STATE (12/19/12)
	24	vs Missouri State (11/24/12)
	24	UW-MILWAUKEE (11/11/12)



2012-13
 South Carolina High/Low Analysis (as of Jan 14, 2013)
 All games

South Carolina - GAME LOWS

POINTS	53	ELON (11/21/12)
	54	at Mississippi State (01-09-13)
	55	CLEMSON (12/2/12)
	63	vs Manhattan (12/22/12)
	65	at St. John's (11/29/12)
FIELD GOALS MADE	18	ELON (11/21/12)
	18	CLEMSON (12/2/12)
FIELD GOAL ATTEMPTS	39	vs Missouri State (11/24/12)
	49	vs Manhattan (12/22/12)
FIELD GOAL PERCENTAGE	.321 (18-56)	ELON (11/21/12)
	.346 (18-52)	CLEMSON (12/2/12)
3 PT FIELD GOALS MADE	0	UW-MILWAUKEE (11/11/12)
	4	CLEMSON (12/2/12)
	4	SOUTH CAROLINA STATE (1/5/13)
3 PT FG ATTEMPTS	11	UW-MILWAUKEE (11/11/12)
	15	CLEMSON (12/2/12)
	15	APPALACHIAN STATE (12/19/12)
3 PT FG PERCENTAGE	.000 (0-11)	UW-MILWAUKEE (11/11/12)
	.217 (5-23)	at St. John's (11/29/12)
FREE THROWS MADE	6	at Mississippi State (01-09-13)
	11	RIDER (11/19/12)
	11	ELON (11/21/12)
	11	AUBURN (01-12-13)
FREE THROW ATTEMPTS	11	at Mississippi State (01-09-13)
	14	RIDER (11/19/12)
FREE THROW PERCENTAGE	.545 (6-11)	at Mississippi State (01-09-13)
	.571 (12-21)	at St. John's (11/29/12)
	.571 (12-21)	SOUTH CAROLINA STATE (1/5/13)
REBOUNDS	31	AUBURN (01-12-13)
	33	RIDER (11/19/12)
	33	vs Missouri State (11/24/12)
ASSISTS	10	MORGAN STATE (11/16/12)
	10	ELON (11/21/12)
	10	at St. John's (11/29/12)
	10	CLEMSON (12/2/12)
	10	vs Manhattan (12/22/12)
	10	at Mississippi State (01-09-13)
STEALS	2	vs Missouri State (11/24/12)
	2	at St. John's (11/29/12)
BLOCKED SHOTS	1	at St. John's (11/29/12)
	1	vs Manhattan (12/22/12)
TURNOVERS	9	PRESBYTERIAN (12/29/12)
	9	SOUTH CAROLINA STATE (1/5/13)
FOULS	14	PRESBYTERIAN (12/29/12)
	16	UW-MILWAUKEE (11/11/12)
	16	ELON (11/21/12)



2012-13
South Carolina High/Low Analysis (as of Jan 14, 2013)
All games

Opponent - GAME LOWS

POINTS	56		at Mississippi State (01-09-13)
	57		vs Manhattan (12/22/12)
	60		PRESBYTERIAN (12/29/12)
	62		vs UALR (11/25/12)
	64		CLEMSON (12/2/12)
FIELD GOALS MADE	17		CLEMSON (12/2/12)
	18		vs Manhattan (12/22/12)
FIELD GOAL ATTEMPTS	39		CLEMSON (12/2/12)
	41		AUBURN (01-12-13)
FIELD GOAL PERCENTAGE	.365	(23-63)	APPALACHIAN STATE (12/19/12)
	.382	(26-68)	JACKSONVILLE (12/7/12)
3 PT FIELD GOALS MADE	0		SOUTH CAROLINA STATE (1/5/13)
	0		at Mississippi State (01-09-13)
3 PT FG ATTEMPTS	7		SOUTH CAROLINA STATE (1/5/13)
	10		at Mississippi State (01-09-13)
3 PT FG PERCENTAGE	.000	(0-7)	SOUTH CAROLINA STATE (1/5/13)
	.000	(0-10)	at Mississippi State (01-09-13)
FREE THROWS MADE	5		ELON (11/21/12)
	9		UW-MILWAUKEE (11/11/12)
FREE THROW ATTEMPTS	11		ELON (11/21/12)
	13		PRESBYTERIAN (12/29/12)
FREE THROW PERCENTAGE	.455	(5-11)	ELON (11/21/12)
	.474	(9-19)	UW-MILWAUKEE (11/11/12)
REBOUNDS	22		MORGAN STATE (11/16/12)
	23		RIDER (11/19/12)
	23		vs Manhattan (12/22/12)
ASSISTS	7		vs Missouri State (11/24/12)
	8		CLEMSON (12/2/12)
	8		at Mississippi State (01-09-13)
STEALS	3		SOUTH CAROLINA STATE (1/5/13)
	5		PRESBYTERIAN (12/29/12)
BLOCKED SHOTS	0		vs Missouri State (11/24/12)
	2		RIDER (11/19/12)
TURNOVERS	7		at St. John's (11/29/12)
	7		JACKSONVILLE (12/7/12)
FOULS	13		RIDER (11/19/12)
	15		at Mississippi State (01-09-13)



2012-13
South Carolina Player High/Low Analysis (as of Jan 14, 2013)
All games

South Carolina - I N D I V I D U A L G A M E H I G H S

Points	22		PAGE, LaShay vs Missouri State (11/24/12)
	22		WILLIAMS, Brenton vs Rider (11/19/12)
	20		RICHARDSON, Brian at Mississippi State (01-09-13)
	20		PAGE, LaShay vs Morgan State (11/16/12)
	19		PAGE, LaShay vs UW-Milwaukee (11/11/12)
Field Goals Made	8		ELLINGTON, Bruce vs Auburn (01-12-13)
	8		JACKSON, Lakeem vs South Carolina State (1/5/13)
	8		JACKSON, Lakeem vs Appalachian State (12/19/12)
	8		KACINAS, Mindaugas vs Rider (11/19/12)
Field Goal Att.	19		RICHARDSON, Brian at Mississippi State (01-09-13)
	18		PAGE, LaShay vs UW-Milwaukee (11/11/12)
FG Pct (min 5 made)	1.000	(7-7)	WILLIAMS, Brenton vs UALR (11/25/12)
	.875	(7-8)	JACKSON, Lakeem vs Rider (11/19/12)
3-Point FG Made	5		LEONARD, Damien vs Auburn (01-12-13)
	5		RICHARDSON, Brian at Mississippi State (01-09-13)
	5		WILLIAMS, Brenton vs Rider (11/19/12)
3-Point FG Att.	11		RICHARDSON, Brian at Mississippi State (01-09-13)
	8		LEONARD, Damien vs Auburn (01-12-13)
	8		WILLIAMS, Brenton vs Manhattan (12/22/12)
	8		WILLIAMS, Brenton vs Rider (11/19/12)
3-Pt FG Pct (min 2 made)	1.000	(4-4)	RICHARDSON, Brian vs Jacksonville (12/7/12)
	1.000	(2-2)	WILLIAMS, Brenton vs Appalachian State (12/19/12)
	1.000	(2-2)	ELLINGTON, Bruce vs Appalachian State (12/19/12)
Free Throws Made	8		WILLIAMS, Brenton vs UW-Milwaukee (11/11/12)
	7		PAGE, LaShay vs Missouri State (11/24/12)
Free Throw Att.	10		ELLINGTON, Bruce vs Jacksonville (12/7/12)
	9		SMITH, Eric vs Morgan State (11/16/12)
FT Pct (min 3 made)	1.000	(8-8)	WILLIAMS, Brenton vs UW-Milwaukee (11/11/12)
	1.000	(6-6)	PAGE, LaShay vs Morgan State (11/16/12)
	1.000	(5-5)	PAGE, LaShay vs Appalachian State (12/19/12)
	1.000	(5-5)	CARRERA, Michael vs UW-Milwaukee (11/11/12)
	1.000	(4-4)	CARRERA, Michael vs Auburn (01-12-13)
	1.000	(4-4)	WILLIAMS, Brenton vs Clemson (12/2/12)
	1.000	(3-3)	KACINAS, Mindaugas vs Clemson (12/2/12)
	1.000	(3-3)	PAGE, LaShay vs UALR (11/25/12)
	1.000	(3-3)	RICHARDSON, Brian vs Rider (11/19/12)
	1.000	(3-3)	WILLIAMS, Brenton vs Rider (11/19/12)
	1.000	(3-3)	WILLIAMS, Brenton vs Morgan State (11/16/12)
Rebounds	15		JACKSON, Lakeem vs UALR (11/25/12)
	15		CARRERA, Michael vs UW-Milwaukee (11/11/12)
Assists	9		SMITH, Eric vs Appalachian State (12/19/12)
	7		SMITH, Eric vs South Carolina State (1/5/13)
	7		SMITH, Eric vs Jacksonville (12/7/12)
Steals	3		SMITH, Eric vs UALR (11/25/12)
	2		ELLINGTON, Bruce vs Auburn (01-12-13)
	2		RICHARDSON, Brian at Mississippi State (01-09-13)
	2		ELLINGTON, Bruce at Mississippi State (01-09-13)
	2		JACKSON, Lakeem at Mississippi State (01-09-13)
	2		WILLIAMS, Brenton vs South Carolina State (1/5/13)
	2		WILLIAMS, Brenton vs Presbyterian (12/29/12)
	2		WILLIAMS, Brenton vs Manhattan (12/22/12)
	2		SLAWSON, RJ vs Manhattan (12/22/12)
	2		SLAWSON, RJ vs UALR (11/25/12)

	2	WILLIAMS, Brenton vs UALR (11/25/12)
	2	KACINAS, Mindaugas vs UALR (11/25/12)
	2	JACKSON, Lakeem vs Elon (11/21/12)
	2	JACKSON, Lakeem vs Rider (11/19/12)
	2	PAGE, LaShay vs Morgan State (11/16/12)
Blocked Shots	4	JACKSON, Lakeem at Mississippi State (01-09-13)
	3	SLAWSON, RJ vs Presbyterian (12/29/12)
	3	KACINAS, Mindaugas vs Appalachian State (12/19/12)
	3	CARRERA, Michael vs UW-Milwaukee (11/11/12)
Turnovers	9	ELLINGTON, Bruce at Mississippi State (01-09-13)
	7	SMITH, Eric vs Manhattan (12/22/12)
Fouls	5	CARRERA, Michael vs Auburn (01-12-13)
	5	CARRERA, Michael vs Clemson (12/2/12)
	5	KACINAS, Mindaugas vs Clemson (12/2/12)
	5	SLAWSON, RJ vs UALR (11/25/12)
	5	SLAWSON, RJ vs Morgan State (11/16/12)



2012-13
South Carolina Opponent High/Low Analysis (as of Jan 14, 2013)
All games

OPPONENT INDIVIDUAL GAME HIGHS

Points	28		AARON, Jordan vs UW-Milwaukee (11/11/12)
	26		HARRISON, D'Angelo at St. John's (11/29/12)
	26		Lindsey, Nurideen vs Rider (11/19/12)
	24		HEZEKIAH,Matthew vs South Carolina State (1/5/13)
	20		BLACK,Justin vs Morgan State (11/16/12)
Field Goals Made	12		HEZEKIAH,Matthew vs South Carolina State (1/5/13)
	9		Lindsey, Nurideen vs Rider (11/19/12)
	9		BLACK,Justin vs Morgan State (11/16/12)
	9		AARON, Jordan vs UW-Milwaukee (11/11/12)
Field Goal Att.	24		AARON, Jordan vs UW-Milwaukee (11/11/12)
	18		HEZEKIAH,Matthew vs South Carolina State (1/5/13)
FG Pct (min 5 made)	1.000	(6-6)	Greene Jr, Brian vs Auburn (01-12-13)
	.875	(7-8)	GARRETT, Amir at St. John's (11/29/12)
3-Point FG Made	7		AARON, Jordan vs UW-Milwaukee (11/11/12)
	6		Richards, Shane vs Manhattan (12/22/12)
3-Point FG Att.	14		AARON, Jordan vs UW-Milwaukee (11/11/12)
	11		Richards, Shane vs Manhattan (12/22/12)
3-Pt FG Pct (min 2 made)	1.000	(2-2)	Greene Jr, Brian vs Auburn (01-12-13)
	1.000	(2-2)	GREENE IV, Phil at St. John's (11/29/12)
	1.000	(2-2)	HAARSMA, James vs UW-Milwaukee (11/11/12)
Free Throws Made	9		Hall, Rod vs Clemson (12/2/12)
	8		Chubb,Rob vs Auburn (01-12-13)
	8		Roquez Johnson at Mississippi State (01-09-13)
	8		ADAMS,Adama vs South Carolina State (1/5/13)
	8		Kates, Donovan vs Manhattan (12/22/12)
Free Throw Att.	12		Hall, Rod vs Clemson (12/2/12)
	10		Roquez Johnson at Mississippi State (01-09-13)
	10		Brown, Rhamel vs Manhattan (12/22/12)
	10		Kates, Donovan vs Manhattan (12/22/12)
	10		Filer, Adonis vs Clemson (12/2/12)
FT Pct (min 3 made)	1.000	(8-8)	ADAMS,Adama vs South Carolina State (1/5/13)
	1.000	(7-7)	HUBBARD,Anthony vs Morgan State (11/16/12)
	1.000	(6-6)	CANTY, Jay vs Appalachian State (12/19/12)
	1.000	(4-4)	FLEMING, Kordario vs Jacksonville (12/7/12)
	1.000	(4-4)	Marcus Marshall vs Missouri State (11/24/12)
	1.000	(3-3)	BASKIN, Tevin vs Appalachian State (12/19/12)
	1.000	(3-3)	TRICE, Jamaal vs Appalachian State (12/19/12)
	1.000	(3-3)	HAYWOOD, Jarvis vs Jacksonville (12/7/12)
	1.000	(3-3)	Neighbour, Will vs UALR (11/25/12)
Rebounds	14		HEZEKIAH,Matthew vs South Carolina State (1/5/13)
	11		GARRETT, Amir at St. John's (11/29/12)
Assists	7		Wallace,Josh vs Auburn (01-12-13)
	7		NEAL, Mike vs Appalachian State (12/19/12)
Steals	5		Fred Thomas at Mississippi State (01-09-13)
	5		JACKSON,DeWayne vs Morgan State (11/16/12)
Blocked Shots	5		McDaniels, K.J. vs Clemson (12/2/12)
	4		Colin Borchert at Mississippi State (01-09-13)
	4		BASKIN, Tevin vs Appalachian State (12/19/12)
Turnovers	8		JACKSON,DeWayne vs Morgan State (11/16/12)
	7		Craig Sword at Mississippi State (01-09-13)
Fouls	5		Johnson,Noel vs Auburn (01-12-13)
	5		DOWNING, Jordan vs Presbyterian (12/29/12)
	5		Brown, Rhamel vs Manhattan (12/22/12)

5	BASKIN, Tevin vs Appalachian State (12/19/12)
5	Harrison, Damarcus vs Clemson (12/2/12)
5	WINTERS, Ryan vs Elon (11/21/12)
5	HUBBARD,Anthony vs Morgan State (11/16/12)
5	AARON, Jordan vs UW-Milwaukee (11/11/12)