



2014 SOUTH CAROLINA GAMECOCK SOFTBALL




Contact: Koby Padgett ♦ **Office:** (803) 777-8017 ♦ **Cell:** (803) 386-8345 ♦ **Fax:** (803) 777-2967 ♦ **E-mail:** kpadgett@sc.edu
Web: GamecocksOnline.com ♦ **Address:** 1304 Heyward St., Rice Athletics Center, Columbia, SC 29208

2014 Schedule/Results (14-4)

Date	Opponent	W	L	Score/Time
2/7	Iowa#	W		1-0
2/8	Ohio#		L	2-5
2/8	Presbyterian#	W		9-0 (5)
2/9	UNC Greensboro#	W		13-0 (5)
2/14	vs. LIU Brooklyn%	W		9-5
2/14	vs. Maryland%		L	4-8
2/15	vs. Maryland%	W		8-2
2/16	at Florida Atlantic%	W		8-1
2/19	at Charlotte	W		12-0
2/21	Boston University&	W		2-0
2/22	Michigan State&	W		9-0 (5)
2/22	Gardner-Webb&	W		7-0
2/23	UNC Wilmington&	W		2-1
2/25	Western Carolina	W		6-3
2/25	Western Carolina	W		5-0
2/27	at No. 3/3/ Arizona State@W			3-2
2/28	vs. No. 19/20 Minnesota@		L	4-11
2/28	vs. Ball State@		L	9-10
3/1	vs. Detroit/FIU@			Canceled
3/4	Charleston Southern			Postponed
3/7	at No. 11/11 Alabama*			7:30 PM
3/8	at No. 11/11 Alabama*			3 PM
3/9	at No. 11/11 Alabama*			2:30 PM
3/11	Eastern Kentucky			6 PM
3/14	Texas A&M*			6 PM
3/15	Texas A&M*			2 PM
3/16	Texas A&M*			1 PM
3/19	Minnesota			6 PM
3/21	at Tennessee*			6 PM
3/22	at Tennessee* (ESPNU)			2:30 PM
3/23	at Tennessee*			1:30 PM
3/25	Furman (DH)			5 PM
3/28	Mississippi*			6 PM
3/29	Mississippi*			2 PM
3/30	Mississippi*			1 PM
4/1	Presbyterian			7 PM
4/4	at Georgia*			6 PM
4/5	at Georgia*			2 PM
4/6	at Georgia*			1:30 PM
4/8	Campbell			6 PM
4/11	at Arkansas*			7 PM
4/12	at Arkansas*			2 PM
4/13	at Arkansas*			2 PM
4/15	Winthrop			6 PM
4/18	LSU*			7 PM
4/19	LSU* (ESPNU)			4 PM
4/20	LSU*			1 PM
4/22	Georgia Southern			6 PM
4/23	South Carolina State			6 PM
4/25	Longwood			6 PM
4/26	Longwood			1 PM
5/2	Auburn*			7 PM
5/3	Auburn*			4 PM
5/4	Auburn*			1 PM
5/7-10	SEC Tournament!			TBD
5/16-18	NCAA Regionals			TBD

Bold indicates home game *All times Eastern*
 * - Southeastern Conference game
 # - Carolina Classic
 % - FAU Strike Out Cancer Tournament (Boca Raton, Fla.)
 & - Gamecock Invitational
 @ - Arizona State Louisville Slugger Classic (Tempe, Ariz.)
 ! - SEC Tournament

Upcoming Opponents

 No. 11/11 Alabama (17-4) Mar. 7-9 • 7:30, 3, 2:30 PM <i>Rhoads Stadium</i> Series History Alabama leads 35-16 Trend Alabama won last 12 Last Series Ala. swept (3/15-17/2013)	 Eastern Kentucky (7-7) March 11 • 6 PM <i>Carolina Softball Stadium</i> Series History SC leads 2-1 Trend SC won last 2 Last Meeting SC won 6-1 (3/15/2006)	 Texas A&M (16-4) March 14-16 • 6, 2, 1 PM <i>Carolina Softball Stadium</i> Series History Texas A&M leads 15-11 Trend Texas A&M won last 3 Last Meeting A&M won 6-3 (5/17/2003)	 Minnesota (15-2) March 19 • 6 PM <i>Carolina Softball Stadium</i> Series History SC leads 2-1 Trend UM won last meeting Last Meeting UM won 11-4 (2/28/2014)
---	--	---	--

Inside

<ul style="list-style-type: none"> ✓ South Carolina's roster and breakdown (p. 2) ✓ The roller coaster ride of the ASU trip (p. 3) ✓ Pitchers have stellar numbers at 1/3 point (p. 3) ✓ The schedule gets tougher, starting now (p. 4) ✓ Scouting Alabama, ties, history and last series (p. 4) ✓ South Carolina's history against ranked foes (p. 4) ✓ Gamecocks in the SEC stats + standings (p. 5) ✓ Milestones upcoming for program & Coach Smith (p. 5) ✓ The joys of playing at home for SC (p. 5) ✓ Hitting and reached base streaks chart (p. 6 sidebar) 	<ul style="list-style-type: none"> ✓ Lots of offense returns from last year's squad (p. 6) ✓ Get to know some of the Gamecock newcomers (p. 6) ✓ Looking back to SC's incredible close of 2013 (p. 7) ✓ Gamecocks set many single-season marks (p. 7) ✓ Current Gamecocks in SC's career top 20 (p. 8) ✓ Win-loss summary, national polls (p. 9) ✓ About head coach Beverly Smith (p. 9) ✓ Starts by position and batting order (p. 10-11) ✓ Gamecock student-athlete career stats (p. 12-17) ✓ Carolina Softball Stadium at Beckham Field (p. 18)
---	--

South Carolina Pitching Staff (in alphabetical order)

No.	Name	Ht.	Class	ERA	W-L	App-GS	Sv	IP	BB	SO	Avg.	Notes
33	Nickie Blue	6-1	Fr.	2.02	9-2	16-9	2	55.1	19	39	.258	SEC Fr. of the Week 2/24
23	Julie Sarratt	5-4	R-Jr.	1.24	5-2	13-8	3	50.2	23	62	.153	Career-high 10 K's vs. BU
14	Lakyn Shull	5-11	Jr.	5.68	0-0	4-1	0	12.1	4	11	.294	1st SC start vs. WCU

Projected Starting Position Players

Pos.	Name	B/T	Ht.	Class	Avg/OBP/SLG	Notes
C	Sarah Mooney	R/R	5-6	Jr.	.321/.410/.698	Six home runs in first 18 games
	or					
C/DP	Olivia Lawrence	L/R	5-6	Jr.	.182/.308/.545	Grand slam led to game 1 win over WCU
1B	Kaylea Snaer	R/R	5-9	Fr.	.370/.444/.667	Leads team in six offensive categories
2B/DP	Dana Hathorn	R/R	5-6	Sr.	.273/.370/.341	Led SEC with 25 HBPs and 2013 team in OBP
	or					
2B/DP	Ashlyn Masters	R/R	5-5	Sr.	.385/.443/.558	Taken hold of the leadoff spot
3B	Victoria Williams	L/R	5-6	Fr.	.308/.455/.385	Lefty-hitter started most games at hot corner
	or					
3B	Jordan Bizzell	R/R	5-4	So.	.143/.429/.357	Scored both runs in 1st start vs. UNCW
SS	Codee Yeske	R/R	5-8	Sr.	.333/.447/.436	'13 starting 3B settled in at SS
LF	Alaynie Page	R/R	5-6	So.	.256/.360/.326	Missed first start in career at Charlotte
	or					
OF	Ansley Ard	R/R	5-9	So.	.379/.471/.552	Hit second career grand slam at Charlotte
CF	Kristen Struett	R/R	5-7	Jr.	.170/.259/.298	1st homer of the year in game 2 vs. WCU
RF	Chelsea Hawkins	R/R	5-5	Sr.	.222/.239/.333	Topped the 2013 team with eight homers

Coaching Staff

Head Coach	Beverly Smith	Volunteer Assistant	Laura Trout
Associate Head Coach	Lisa Navas	Director of Operations	Kacey Friedman
Assistant Coach	Calvin Beamon		

2014 SOUTH CAROLINA GAMECOCK SOFTBALL

NUMERICAL ROSTER

No	Name	Pos.	B/T	Ht.	Class	EX	Hometown/Previous School
1	Macey Webb	U	R/R	5-6	Fr.	HS	Stanfield, N.C./West Stanly HS
2	Ashlyn Masters	U	R/R	5-5	Sr.	1L	Evans, Ga./NW Fla. State College
3	Brooke Barnhill	OF	L/R	5-3	Sr.	1L	Mauldin, S.C./Spartanburg Methodist College
5	Ansley Ard	OF	R/R	5-9	So.	1L	Sumter, S.C./Wilson Hall
6	Jordan Bizzell	3B/C	R/R	5-4	So.	1L	Hartsville, S.C./Hartsville HS
7	Mackenzie Moler	OF	L/R	5-3	Fr.	HS	Purcellville, Va./Woodgrove HS
8	Taylor Williams	IF	R/L	5-9	Fr.	HS	Flatonina, Texas/Flatonina HS
9	Kristen Struett	OF	R/R	5-7	Jr.	2L	Westminster, Calif./Marina HS
10	Chelsea Hawkins	OF	R/R	5-6	Sr.	3L	Piedmont, S.C./Wren HS
12	Kaylea Snaer	1B	R/R	5-9	Fr.	HS	Rowland Heights, Calif./Rowland HS
13	Sarah Mooney	C/3B	R/R	5-6	Jr.	TR	Huntersville, N.C./James Madison University
14	Kate Shereyk	U	R/R	5-6	Fr.	HS	Homewood, Ill./Homewood-Flossmoor HS
15	Lakyn Shull	P	R/R	5-11	Jr.	1L	New Port Richey, Fla./Furman University
16	Effie Manahan	C/3B	R/R	5-9	Fr.	HS	Brooklet, Ga./Southeast Bulloch HS
18	Codee Yeske	IF	R/R	5-8	Sr.	2L	Lexington, S.C./Presbyterian College
20	Lauren Masters	IF	R/R	5-3	R-Fr.	RS	Evans, Ga./Greenbrier HS
21	Victoria Williams	IF	L/R	5-6	Fr.	HS	Williamston, S.C./Palmetto HS
22	Alaynie Page	OF	R/R	5-6	So.	1L	Boiling Springs, S.C./Boiling Springs HS
23	Julie Sarratt	P/1B	R/R	5-4	R-Jr.	2L	Gaffney, S.C./Gaffney HS
24	Dana Hathorn	IF	R/R	5-6	Sr.	3L	Orlando, Fla./Timber Creek HS
25	Olivia Lawrence	C/1B	L/R	5-6	Jr.	2L	Woodstown, N.J./Gloucester Catholic HS
33	Nickie Blue	P/1B	R/R	6-1	Fr.	HS	Longmont, Colo./Niwot HS

ALPHABETICAL ROSTER

No	Name	Pos.	B/T	Ht.	Class	EX	Hometown/Previous School
5	Ansley Ard	OF	R/R	5-9	So.	1L	Sumter, S.C./Wilson Hall
3	Brooke Barnhill	OF	L/R	5-3	Sr.	1L	Mauldin, S.C./Spartanburg Methodist College
6	Jordan Bizzell	3B/C	R/R	5-4	So.	1L	Hartsville, S.C./Hartsville HS
33	Nickie Blue	P/1B	R/R	6-1	Fr.	HS	Longmont, Colo./Niwot HS
24	Dana Hathorn	IF	R/R	5-6	Sr.	3L	Orlando, Fla./Timber Creek HS
10	Chelsea Hawkins	OF	R/R	5-6	Sr.	3L	Piedmont, S.C./Wren HS
25	Olivia Lawrence	C/1B	L/R	5-6	Jr.	2L	Woodstown, N.J./Gloucester Catholic HS
16	Effie Manahan	C/3B	R/R	5-9	Fr.	HS	Brooklet, Ga./Southeast Bulloch HS
2	Ashlyn Masters	U	R/R	5-5	Sr.	1L	Evans, Ga./NW Fla. State College
20	Lauren Masters	IF	R/R	5-3	R-Fr.	RS	Evans, Ga./Greenbrier HS
7	Mackenzie Moler	OF	L/R	5-3	Fr.	HS	Purcellville, Va./Woodgrove HS
13	Sarah Mooney	C/3B	R/R	5-6	Jr.	TR	Huntersville, N.C./James Madison University
22	Alaynie Page	OF	R/R	5-6	So.	1L	Boiling Springs, S.C./Boiling Springs HS
23	Julie Sarratt	P/1B	R/R	5-4	R-Jr.	2L	Gaffney, S.C./Gaffney HS
14	Kate Shereyk	U	R/R	5-6	Fr.	HS	Homewood, Ill./Homewood-Flossmoor HS
15	Lakyn Shull	P	R/R	5-11	Jr.	1L	New Port Richey, Fla./Furman University
12	Kaylea Snaer	1B	R/R	5-9	Fr.	HS	Rowland Heights, Calif./Rowland HS
9	Kristen Struett	OF	R/R	5-7	Jr.	2L	Westminster, Calif./Marina HS
1	Macey Webb	U	R/R	5-6	Fr.	HS	Stanfield, N.C./West Stanly HS
8	Taylor Williams	IF	R/L	5-9	Fr.	HS	Flatonina, Texas/Flatonina HS
21	Victoria Williams	IF	L/R	5-6	Fr.	HS	Williamston, S.C./Palmetto HS
18	Codee Yeske	IF	R/R	5-8	Sr.	2L	Lexington, S.C./Presbyterian College

Coaching Staff

Head Coach	Beverly Smith (North Carolina, 1995)
Associate Head Coach	Lisa Navas (Oklahoma City, 1987)
Assistant Coach	Calvin Beamon (UNLV, 2010)
Volunteer Assistant Coach	Laura Trout (Georgia, 2012)
Student Assistant	Samie Garcia
Graduate Student Managers	Kaela Jackson (South Carolina, 2012) & Shelby Gonzales (South Carolina, 2013)
Director of Operations	Kacey Friedman (South Carolina, 2012)
Strength & Conditioning Coach	Ryan Waterbury (USC Upstate, 2010)
Athletic Trainer	Ben Myers (Eastern Kentucky, 2013)

Pronunciation Guide

Jordan BIZZELL	BIHZ-zul
Dana HATHORN	HATH-horn
ALAYNIE Page.....	uh-LAY-knee
Julie SARRATT	Sah-RAT
Kate SHEREYK	SHARE-eck
LAKYN Shull.....	LAY-khun
KAYLEA SNAER	Kay-LEE-uh SNARE
CODEE YESKE	KO-dee YES-key

Roster by Class

Senior (5): Brooke Barnhill, Dana Hathorn, Chelsea Hawkins, Ashlyn Masters, Codee Yeske
Junior (5): Olivia Lawrence, Sarah Mooney, Julie Sarratt, Lakyn Shull, Kristen Struett
Sophomore (3): Ansley Ard, Jordan Bizzell, Alaynie Page
Freshman (9): Nickie Blue, Effie Manahan, Lauren Masters, Mackenzie Moler, Kate Shereyk, Kaylea Snaer, Macey Webb, Taylor Williams, Victoria Williams

Roster by Height

6-1 Nickie Blue
5-11 Lakyn Shull
5-9 Ansley Ard, Effie Manahan, Kaylea Snaer, Taylor Williams
5-8 Codee Yeske
5-7 Kristen Struett
5-6 Dana Hathorn, Chelsea Hawkins, Olivia Lawrence, Sarah Mooney, Alaynie Page, Kate Shereyk, Macey Webb, Victoria Williams
5-5 Ashlyn Masters
5-4 Jordan Bizzell, Julie Sarratt
5-3 Brooke Barnhill, Lauren Masters, Mackenzie Moler

Roster by State

South Carolina (8): Ansley Ard, Brooke Barnhill, Jordan Bizzell, Chelsea Hawkins, Alaynie Page, Julie Sarratt, Victoria Williams, Codee Yeske
Georgia (3): Effie Manahan, Ashlyn Masters, Lauren Masters
California (2): Kaylea Snaer, Kristen Struett
Florida (2): Dana Hathorn, Lakyn Shull
North Carolina (2): Sarah Mooney, Macey Webb
Colorado (1): Nickie Blue
Illinois (1): Kate Shereyk
New Jersey (1): Olivia Lawrence
Texas (1): Taylor Williams
Virginia (1): Mackenzie Moler

2014 SOUTH CAROLINA GAMECOCK SOFTBALL

SOUTH CAROLINA TEAM NOTES

- The Gamecocks' 3-2 win at No. 3/3 Arizona State marked the first win at a top-five team's park since March 13, 2004, a 6-4 win in nine innings at LSU.
- This year's 14-2 start is bettered only by a 12-1 mark by the 2009 team in the last six years of Gamecock Softball. The 2007 Gamecocks went 24-3, the best start since the first year of SEC play.
- The four double plays in the Florida Atlantic win (2/16) is believed to be a school record, as it matches what was once listed but could not be verified.
- After posting only eight hits combined in the first two games, South Carolina tallied at least eight in each the next seven. Overall, the Gamecocks have five or more hits in 16 games.
- In the Ball State loss, South Carolina snapped a streak of 11 games with one or no errors, a stretch that included a 10-game winning streak.
- The Gamecock leadoff hitters have reached base at a .473 clip, third best in the SEC.
- While no Gamecocks rank in the SEC standings in stolen bases, six different student-athletes have three or more on the year, helping the team stand seventh overall in the league.
- The Gamecocks' win in game one against Western Carolina came when they were down after five innings, the first South Carolina triumph coming back that late in a game this season.
- All of South Carolina's losses have come when they've given up five or more earned runs. In fact, of the 34 team earned runs allowed, 24 have come in the four losses.

ROLLER COASTER RIDE IN TEMPE

- South Carolina picked up its second win in history in the home park of a top-five team when it downed No. 3/3 Arizona State 3-2 to open its stay in the ASU Louisville Slugger Invitational.
- Senior Chelsea Hawkins accounted for every Gamecock run, hitting a two-run homer for the initial lead and scoring the insurance run in the seventh after leading off the inning with a double.
- Hawkins went 3-for-3 in the win with a homer, double, two RBI and two runs scored. The seven total bases is the most for a Gamecock this year.
- Freshman Nickie Blue tossed 101 pitches, the most in her budding college career, in the complete-game win. It's her second complete game as a Gamecock.
- Blue matched her career high by striking out five Sun Devils in the win.
- Over night, however, the team was swept by a virus that kept two players from the field on Friday and weakened many others. Ten student-athletes were treated for similar symptoms during the trip.
- It still took allowing 11 and 10 runs to fall to No. 19/20 Minnesota and Ball State, respectively.
- The Gamecocks, after falling down 7-0 to Minnesota, cut the lead to 7-4 after five innings.
- In the Ball State contest, South Carolina scored seven in the sixth before succumbing to the Cardinals, who scored three in the bottom half of the sixth and two more in the final frame.
- Three Gamecocks homered in the contest: junior Sarah Mooney, sophomore Jordan Bizzell and redshirt freshman Lauren Masters.
- In the two losses, South Carolina allowed seven earned runs in each. The team had been charged with 19 in the previous 16 games combined.
- At Arizona State, senior Chelsea Hawkins, sophomore Jordan Bizzell and redshirt freshman Lauren Masters all hit their first homers of the year. It was the first career homer for Bizzell and Masters.

INDIVIDUAL NOTABLES

- Nickie Blue earned her first SEC Freshman of the Week honor on Feb. 24 after picking up a win and two saves in relief as well as her first career shutout during the prior week.
- Junior Sarah Mooney, a transfer from James Madison, has a team-best six homers on the year, one away from tying for a spot in the single-season charts at South Carolina just 18 games into the year.
- The college veterans have come through with runners on third and less than two outs, as Dana Hathorn, Chelsea Hawkins, Ashlyn Masters and Sarah Mooney have posted 15 RBI in 20 chances.
- To add to that, sophomores Ansley Ard and Jordan Bizzell are both 2-for-2 bringing in runners from third with less than two outs. The rest of the team is 8-for-28.

THE PITCHERS REIGN SUPREME

- The group posted a 29-inning scoreless streak from the final game at Florida Atlantic through the final game of the Gamecock Invitational, with the UNC Wilmington posting an unearned run in the first inning.
- Freshman Nickie Blue is 9-2 on the season, starting nine of her 16 appearances.
- When Blue pitches, she's produced nearly double the ground-ball outs (78) versus fly outs (41).
- Redshirt junior Julie Sarratt already owns three saves on the year, tying for ninth at South Carolina in a single season. Her next would move her into fourth with five others.
- Sarratt's fanned 62 batters in 50.2 innings, a rate (8.57 K/7IP) almost double her career standard (4.56) entering the year.
- Sarratt struck out a career-high 10 in the win over Maryland.
- She is at her best with two strikes against right-handed hitters, holding them to a .049 batting average (3-of-61) with 40 of her K's in those counts.

SCHOOL QUICK FACTS

Location	Columbia, S.C.
Founded	1801
Enrollment	31,288
Colors	Garnet (PMS 202C) and Black
Nickname	Gamecocks
Affiliation	Southeastern (Eastern Division)
President	Dr. Harris Pastides
Athletic Director	Ray Tanner
Senior Associate AD/SWA	Judy Van Horn
Senior Associate AD (Sport Supervisor) ..	Charles Bloom
Faculty Athletics Representative	Dr. Zach Kelehear

HOME FIELD/PROGRAM HISTORY

Home Field ..	Carolina Softball Stadium at Beckham Field
Capacity	1,298
Dimensions	L-200, C-220, R -200, Alleys-210
NCAA Tournament Appearances	16
NCAA Super Regional Appearances	1
NCAA College World Series Appearances	3
AIAW College World Series Appearances	5
SEC Championships	1
SEC Eastern Division Championships	4
SEC Tournament Championships	2

2013 RESULTS/ROSTER INFO

2013 Record	34-25
2013 Conference Record	8-16
2013 Conference Finish	6th East
Postseason	NCAA Regionals
Letterwinners Returning/Lost	12/6
Position Starters Returning/Lost	6/4
Pitchers Returning/Lost	2/3
Newcomers	9

MEDIA INFORMATION

Assistant AD/Media Relations	Steve Fink
Asst. Director/Softball Contact	Koby Padgett
Office Phone	(803) 777-8017
Email	kpadgett@sc.edu
Personal Phone	(803) 386-8345
Office FAX	(803) 777-2967
Department Website	GamecocksOnline.com
Dept. Facebook	facebook.com/GamecocksOnline
Team Facebook	facebook.com/GamecockSoftball
Dept. Twitter	Twitter.com/GamecocksOnline
Team Twitter	Twitter.com/GamecockSoftball
Mailing Address	1304 Heyward St. Rice Athletics Center Columbia, SC 29208

INTERVIEWS/PRACTICE SCHEDULE

South Carolina practices in the weekday afternoons in the Athletics Village area. Mondays are normally off days. Interviews are preferred around practice times, either before 2:30 p.m. or after 5 p.m. at the practice site. Please contact Koby Padgett at least 24 hours before to schedule your interview.

PREFERRED ABBREVIATIONS

When needing to abbreviate South Carolina for your scoreboard or broadcast boxes, the preferred short-enings are S. Carolina or SC. Please refrain from using USC or SCAR when referring to the University of South Carolina. Proper logos and wordmarks can be emailed for use by any media outlet upon request. Thanks for your help.

2014 SOUTH CAROLINA GAMECOCK SOFTBALL

SC vs. ALABAMA STATISTICAL COMPARISON

Records/Rankings	SC	UA
2014 Record	11-2	12-1
Home/Away Record	3-0 (A)	8-2 (H)
National Ranking	N/A	11/11
2013 NCAA RPI	37	9

2013 NCAA Statistics	SC	UA
Batting Average	.301 / 37th	.330 / 5th
Slugging Percentage	.450 / 45th	.502 / 18th
Scoring	5.73 / 27th	6.85 / 2nd
Doubles Per Game	1.39 / 40th	1.05 / 184th
Triples Per Game	0.17 / 91st	0.18 / 79th
Home Runs Per Game	0.76 / 86th	1.05 / 25th
Stolen Bases Per Game	1.15 / 73rd	1.93 / 11th
Earned Run Average	3.55 / 159th	2.47 / 54th
Fielding Percentage	.961 / 118th	.961 / 115th
Double Plays Per Game	0.39 / 37th	0.25 / 136th

Alabama's Top Hitters BA/OBP/SLG	Other Stats
Haylie McCleney .542/.663/.932	5 HR, 21 RBI 30 R, 13-14 SB
Kaila Hunt .408/.540/.816	5 2B, 5 HR
Danielle Richard .351/.393/.491	5 2B, 3 SH
Molly Fichtner .333/.442/.528	4 2B, 14 RBI
Leona Lafaele .318/.412/.545	3 HR, 12 K
Kallie Case .316/.339/.491	2 3B, 7-8 SB
Andrea Hawkins .290/.353/.419	5-5 SB
Jadyn Spencer .289/.407/.444	9 BB
Danae Hays .262/.389/.667	5 HR, 16 RBI, 10 K

Alabama's Pitchers		
Leslie Jury	1.74 ERA, 56.1 IP	49 K, 31 BB
Jackie Traina	1.92 ERA, 47.1 IP	61 K, 21 BB
Sydney Littlejohn	2.13 ERA, 26.1 IP	25 K, 10 BB

THE ROAD GETS TOUGHER

- The Gamecocks have scheduled 24 of their 55 regular-season games against teams who made the 2013 NCAA Tournament. Next up is Alabama, who earned an at-large bid.
- South Carolina downed No. 3/3 Arizona State before falling to No. 19/20 Minnesota in its first two encounters against 2013 NCAA Tournament teams.
- A total of 35 of the Gamecocks' scheduled games come against teams that finished in the top 100 of the NCAA's Ratings Percentage Index last year. Twenty-one of those are against RPI top-50 teams.
- After facing nothing but NCAA Tournament participants in conference play last year, South Carolina has two conference weekends against non-tourney teams this year (home vs. Mississippi & Auburn).
- Two of the Gamecocks' SEC contests will be on television, including the opening game to ESPN's national coverage (March 22 at Tennessee on ESPNU).
- The Gamecocks' April 19 game against LSU will also be on ESPNU, while all nine games of the SEC Softball Tournament will be on the ESPN family of networks.

SCOUTING ALABAMA

- The Crimson Tide enter the week with a 17-4 record, with three of their losses coming to ranked teams (Arizona twice, Florida State once).
- Sophomore Haylie McCleney leads Alabama's offense in 12 categories, both in traditional leadoff hitter ones (30 runs, 21 walks, 13-of-14 stolen bases) and power (6 doubles, 5 homers, 21 RBI).
- Helping her in the power department are senior Kaila Hunt and junior Danae Hays with five home runs each.
- Hays has fanned 10 times but has reached extra bases in seven of her 11 hits this year.
- Sophomore Kallie Case has brought speed, going 7-of-8 in stolen base attempts.
- Sophomore Leona Lafaele has fanned a team-high 12 times.
- Junior Leslie Jury has been the most-used pitcher, tossing 56.1 innings with a 1.74 ERA.
- She's struck out 49 but walked 31 in her 11 appearances.
- Returning ace and senior Jackie Traina has a 1.92 ERA in 47.1 innings, fanning 61 and walking 21.
- Freshman Sydney Littlejohn has a 2.13 ERA in 26.1 innings, striking out 25 while walking 10.

TIES BETWEEN SOUTH CAROLINA AND ALABAMA

- Tide senior Molly Fichtner and Gamecock freshman Taylor Williams are products of the Houston Power travel-ball team.
- Playing on the same Greenbrier HS and Atlanta Vipers teams were Alabama senior Kaila Hunt and SC's senior Ashlyn Masters. Gamecock redshirt freshman Lauren Masters also played at Greenbrier.

SERIES HISTORY VS. THE CRIMSON TIDE

- Alabama leads the all-time series 35-16, including an 18-4 advantage in Tuscaloosa.
- South Carolina's last win in what is now known as Rhoads Stadium came on April 17, 2004.

THE LAST SERIES - ALABAMA AT SOUTH CAROLINA - MARCH 15-17, 2013

- Alabama swept the first series in history at Carolina Softball Stadium at Beckham Field in 6-4, 5-3 and 7-6 scores.
- A seventh-inning comeback clinched game 1 for the Tide on a Haylie McCleney two-run triple. Dana Hathorn went 2-for-3 for the Gamecocks.
- Jackie Traina's three-run, sixth-inning homer on Saturday helped Alabama to a 5-3 win. Alaynie Page hit a two-run homer in the contest off Leslie Jury to give South Carolina a 3-1 lead.
- Alabama held on for a 7-6 win on Sunday when Kayla Braud went 3-for-5 with three RBI. Gamecock Chelsea Hawkins hit a home run in the sixth off Traina to start South Carolina's comeback attempt.

GAMECOCKS vs. RANKED OPPONENTS

- South Carolina is 95-227-1 (.296) all-time against ranked opponents.
- Broken down by site, the Gamecocks are 41-73 (.360) at home, 16-100 (.138) on the road and 38-54-1 (.414) in neutral-site outings.
- Last season, the Gamecocks went 3-16 (.158) against ranked foes, including a 2-7 mark when playing in the opponent's home park and a 1-8 record at home.
- With the 3-2 win at No. 3/3 Arizona State on Feb. 27, South Carolina is now 2-21 against top-five opposition on the road.

2014 SOUTH CAROLINA GAMECOCK SOFTBALL

SEC STANDINGS

	SEC	Pct.	All	Pct.	H	A	N	Top 25	Last 10	Streak
Florida	0-0	.000	22-0	1.000	6-0	1-0	15-0	4-0	10-0	W22
Tennessee	0-0	.000	17-1	.944	2-0	4-0	11-1	2-0	9-1	W3
Mississippi State	0-0	.000	19-2	.904	9-1	2-0	8-1	0-1	8-2	L1
Georgia	0-0	.000	16-2	.889	13-1	0-0	3-1	0-1	8-2	W1
Kentucky	0-0	.000	16-2	.889	3-0	4-0	9-2	3-1	8-2	W4
Auburn	0-0	.000	17-3-1	.833	13-2	0-0-1	4-1	0-1	8-2	W4
Alabama	0-0	.000	17-4	.810	8-2	2-2	7-0	1-3	7-3	L1
Texas A&M	0-0	.000	17-4	.810	7-2	5-0	5-2	0-2	8-2	W6
Missouri	0-0	.000	12-3	.800	0-0	0-1	12-2	1-3	7-3	W5
South Carolina	0-0	.000	14-4	.778	9-1	3-0	2-3	1-1	8-2	L2
Arkansas	0-0	.000	15-5	.750	8-2	2-0	5-3	0-2	8-2	L1
LSU	0-0	.000	16-6	.727	11-5	1-0	4-1	2-3	8-2	W4
Mississippi	0-0	.000	14-7	.667	7-0	2-3	5-4	0-0	9-1	W2

As of games played on March 5, 2014

SNAER'S EARLY START

- Freshman Kaylea Snaer leads the Gamecocks in six offensive categories over a quarter of the way through the season.
- She already has three homers, almost halfway to the top-15 in a season at South Carolina.
- She's also a third of the way to single-season listings on the Gamecocks' doubles (5), RBI (16) and walks (8).
- Snaer's posted two or more hits seven times and multiple RBI in six games, both tops on the team.
- Snaer has only failed to reach base four times this season (vs. Boston University, 2/21; vs. Western Carolina-2, 2/25; at No. 3/3 Arizona State 2/27; vs. Ball State 2/28).
- Six of Snaer's 16 RBI have come with two outs.

HISTORY IN THE MAKING

- South Carolina has played 2,012 games in its softball history, going 1313-693-6 (.654) in its 41st season of sponsorship.
- With the season-opening 1-0 win over Iowa, the Gamecocks gained their 1,300th program victory.
- Gamecock head coach Beverly Smith needs three more triumphs to crack the century mark, and her 18th victory this year would put her in second in program history past Lou Piel.
- Smith moved into third on SC's coaching wins list with the 13-0 (5) victory vs. UNC Greensboro.
- She is the third Gamecock head coach to coach a fourth season at South Carolina, joining Piel and NFCA Hall-of-Fame coach Joyce Compton.

GAMECOCKS ADDED TO THEIR RICH HISTORY IN NCAA TOURNAMENT

- South Carolina made its 16th appearance in the 2013 NCAA Tournament and the first since 2007.
- The Gamecocks are 31-29 in those trips, making three Women's College World Series in their history (1983, 1989 and 1997).
- The program has five AIAW World Series trips in its history as well prior to 1982.
- Four times, South Carolina has won a regional.
- The Gamecocks made their seventh regional final (in multi-team regionals) in 14 appearances. The regionals in 1982-83 were best-of-three series against one opponent.

THE JOYS OF PLAYING AT HOME

- After playing only 17 games at its home facility last season, tying the second-lowest mark in the SEC era (since 1997), South Carolina has scheduled 34 games for Carolina Softball Stadium at Beckham Field before hosting the 2014 SEC Softball Tournament.
- After the Charleston Southern postponement, which has yet to be rescheduled, it would take no rainouts and three postseason games at home to tie the 2002 team's record with 36 home games.
- The Gamecocks have already surpassed their 2013 home win total, going 9-1 this year compared to 7-10 in Carolina Softball Stadium a year ago.
- Out of those 10 home games, South Carolina has posted a shutout in seven of them.

SC IN THE SEC STATS (as of March 5)

All Games

HITTING CATEGORY	Stat	Rank
Batting Average	.287	11th
Slugging Percentage	.467	9th
On-Base Percentage	.385	10th
Runs Scored	113	9th
Hits	137	10th
RBI	93	10th
Doubles	26	T-8th
Triples	6	T-4th
Home Runs	16	10th
Total Bases	223	10th
Walks	54	11th
Hit by Pitches	26	2nd
Sacrifice Bunts	5	12th
Sacrifice Flies	6	T-3rd
Stolen Bases	28	7th

PITCHING CATEGORY	Stat	Rank
Earned Run Average	2.01	9th
Opposing Batting Average	.220	10th
Strikeouts	112	10th

FIELDING CATEGORY	Stat	Rank
Fielding Percentage	.968	9th
Chances	503	10th
Fielding Double Plays	5	T-7th

SC PLAYERS IN SEC STATS

HITTING CATEGORY	Stat	Rank
Doubles		
Ashlyn Masters	5	T-11th
Kaylea Snaer	5	T-11th
Triples		
Ashlyn Masters	2	T-5th
Home Runs		
Sarah Mooney	6	T-3rd
Hit by Pitch		
Jordan Bizzell	4	T-12th
Sacrifice Flies		
Dana Hathorn	2	T-3rd
Ashlyn Masters	2	T-3rd

PITCHING CATEGORY	Stat	Rank
Earned Run Average		
Julie Sarratt	1.24	11th
Opponent Batting Average		
Julie Sarratt	.153	6th
Innings Pitched		
Nickie Blue	55.1	8th
Julie Sarratt	50.2	12th
Batters Struck Out		
Julie Sarratt	62	5th
Wins		
Nickie Blue	9	T-2nd
Saves		
Julie Sarratt	3	1st
Nickie Blue	2	T-2nd
Appearances		
Nickie Blue	16	1st
Julie Sarratt	13	3rd

FIELDING CATEGORY	Stat	Rank
Putouts		
Kaylea Snaer	117	8th
Sarah Mooney	99	14th

2014 SOUTH CAROLINA GAMECOCK SOFTBALL

MISCELLANEOUS BATTING STATS

HITTING STREAKS

	LONG '14	CURRENT	CAREER	LONG
Kaylea Snaer	7	-		7
Alaynie Page	5	2		8
Ashlyn Masters	5	-		8
Dana Hathorn	3	3		9
Victoria Williams	3	3		3
Sarah Mooney	3	2		3
Kristen Struett	3	-		6
Lauren Masters	2	2		3
Ansley Ard	2	1		6
Chelsea Hawkins	2	1		6
Olivia Lawrence	2	-		4
Codee Yeske	2	-		5
Jordan Bizzell	1	1		1
Taylor Williams	1	-		1
Julie Sarratt	-	-		6
Brooke Barnhill	-	-		2

REACHED BASE STREAKS

	LONG '14	CURRENT	CAREER	LONG
Kaylea Snaer	9	-		9
Ashlyn Masters	7	-		13
Dana Hathorn	6	5		16
Alaynie Page	6	2		16
Ansley Ard	6	1		6
Jordan Bizzell	6	1		6
Codee Yeske	6	-		7
Sarah Mooney	5	2		5
Kristen Struett	5	-		6
Victoria Williams	4	3		4
Taylor Williams	3	1		3
Lauren Masters	2	2		4
Chelsea Hawkins	2	1		21
Olivia Lawrence	2	-		9
Brooke Barnhill	1	1		2
Macey Webb	1	-		1
Julie Sarratt	-	-		10

PITCHES SEEN PER PLATE APPEARANCE

	PA	NP	Avg.
Ansley Ard	36	131	3.64
Brooke Barnhill	6	21	3.50
Jordan Bizzell	21	85	4.05
Dana Hathorn	55	195	3.55
Chelsea Hawkins	46	184	4.00
Olivia Lawrence	13	52	4.00
Ashlyn Masters	61	236	3.87
Lauren Masters	5	29	5.80
Sarah Mooney	61	251	4.11
Alaynie Page	51	177	3.47
Julie Sarratt	1	1	1.00
Kaylea Snaer	63	243	3.86
Kristen Struett	54	175	3.24
Macey Webb	3	16	5.33
Taylor Williams	12	61	5.08
Victoria Williams	33	142	4.30
Codee Yeske	48	181	3.77

PITCHES THROWN PER PLATE APPEARANCE

	BF	NP	Avg.
Nickie Blue	240	865	3.60
Julie Sarratt	210	893	4.25
Lakyn Shull	56	203	3.63

OPENING WEEKEND NOTES

- South Carolina spent the opening weekend at home at the newly-finished Carolina Softball Stadium at Beckham Field, a year after spending the first five weeks on the road waiting for construction to finish.
- The Gamecocks went 3-1 in the Carolina Classic, posting three shutouts on the weekend.
- South Carolina last recorded three shutouts in its first four games in 2003. The team had two shutouts in its first four games from 2004-07.
- Freshman Kaylea Snaer hit two homers in her first weekend in the Garnet and Black, while rookie Nickie Blue went 3-0, pitching in all four games.
- Sarah Mooney and Taylor Williams both had home runs in their first weekend as a Gamecock as well.
- Over 1,000 fans paid to see the weekend's action, the largest paid crowds for regular-season softball at South Carolina in history.

ROSTER NOTES

- South Carolina returns six position starters from last year's team, including at second base (Dana Hathorn), in left (Alaynie Page) and in right field (Chelsea Hawkins). All 59 starts in center field and at designated player return as well as the majority of starts at first and third bases.
- In the loss of Samie Garcia, the Gamecocks lose their leader in batting average, runs, hits, doubles, triples, total bases, slugging percentage, sacrifice hits and stolen bases and the only person who started at shortstop.
- The greatest losses come in triples (7 of 10) and sacrifice hits (9 of 19).
- In the rest of the offensive categories, the Gamecocks bring back from 70.7 percent (doubles) to 80 percent (home runs) of their production from 2013, a season where the Gamecocks set six team offensive records.
- Back is the 2013 team leader in on-base percentage (Dana Hathorn, .463), home runs (Chelsea Hawkins, 8), walks (Alaynie Page, 26) and hit by pitches (Dana Hathorn, 25).
- In the circle, the team loses almost 60 percent of the innings and strikeouts from a year ago but returns team ERA, IP, K and win leader Julie Sarratt.
- Nine newcomers join the roster, including eight freshmen and the transferring Sarah Mooney, who earned Colonial Athletic Association Player of the Year honors at James Madison.
- The team is again dominated by South Carolina natives, with 36.4 percent of the roster (eight players) hailing from the Palmetto State. Georgia is second with three players.
- The Gamecocks hail from 10 states this year, adding players from North Carolina, Colorado, Illinois, California, Texas and Virginia.

MORE ON THE NEWEST GAMECOCKS

- With nine new student-athletes, South Carolina retooled after losing seven players, four to graduation and three to transfers.
- Three of the incoming eight freshmen have been honored by *MaxPreps.com* on their High School All-America teams, including two on its small school listings.
- Kaylea Snaer earned second-team accolades in the country, while, on the small school lists were Taylor Williams (first team) and Victoria Williams (second team).
- The Williams and Snaer join Alaynie Page as Gamecocks who earned those honors. Page made the Junior All-America list earlier at Boiling Springs High School.
- The eight freshmen all represent different states: California (Snaer), Colorado (Nickie Blue), Georgia (Effe Manahan), Illinois (Kate Sheryk), North Carolina (Macey Webb), South Carolina (V. Williams), Texas (T. Williams), and Virginia (Mackenzie Moler).
- Nickie Blue is the first Gamecock to be listed over 6-0 since Melanie Henkes (6-3) in 2006.
- The lone transfer this year, Sarah Mooney, earned 2013 Colonial Athletic Association Player of the Year accolades.
- Leading the Dukes in eight offensive categories, Mooney won the CAA triple crown and set new program records with 17 homers and 67 RBI in 59 games.
- Mooney moves closer to home in two aspects, hailing from the greater Charlotte area and also likely to serve as the Gamecocks' starting catcher.

FAMILY TIES

- The Masters sisters Ashlyn and Lauren are the first siblings to play on the same Gamecock team and the second set ever in the program's recorded history, after the Troesh sisters, Leanna (1997-99) and Debralee (2000-03).
- While both Williams, freshmen Taylor and Victoria are not sisters.
- Chelsea Hawkins is the niece of Tia Rogers (2002-04 letter-winner).

2014 SOUTH CAROLINA GAMECOCK SOFTBALL

2013 STANDS ALONE IN OFFENSIVE RECORDS

- South Carolina set six cumulative team offensive records in 2013 and five in the per-game categories.
- Overall, the 338 runs, 45 homers, 295 RBI, 60 hit by pitches, .384 on-base percentage and .450 slugging percentage all topped previous marks.
- In per-game comparisons, the 5.73 runs, 5.00 RBI, 12.17 total bases, 2.78 walks and 1.02 hit by pitches broke records.
- Dana Hathorn got hit 25 times, more than tripling the previous season record.

HOW THE GAMECOCKS MADE THE 2013 SEC TOURNAMENT AND ABOUT THE WIN

- The Gamecocks won their first SEC Tournament game since 2003 with a 6-3 win over seventh-seeded and host Kentucky in the first round.
- It was South Carolina's first SEC Tourney win since May 9, 2003 over Mississippi State.
- It took a win over No. 2/3 Florida, the first win over the Gators since 2003, ending a 28-game losing streak in the series, to secure the berth, the first in Beverly Smith's head coaching career.
- South Carolina swept its first SEC series of the year at Mississippi State, marking the first road three-game SEC sweep for the Gamecocks since doing it at Kentucky over March 29-30, 2008.
- It was the first three-game sweep in Starkville in history for South Carolina.
- The Gamecocks won their first SEC series of 2013 at Auburn, the first winning weekend in any SEC road series since the 2011 Arkansas win (4/16-17).

THE SINGLE-SEASON CHARTS SAW MANY CHANGES

- Dana Hathorn more than tripled the single-season hit-by-pitch mark, getting plunked 25 times in 59 games. She also posted the fifth-best on-base percentage in a year (.463).
- Chelsea Hawkins made it a five-way tie for sixth place with eight homers and tied Danielle Quinones for sixth in homers per game (0.14). She also tied for 13th with three sacrifice flies.
- Kristen Struett tied for fifth with 43 RBI in a season and stood fifth with 0.78 RBI per game.
- Alaynie Page finished 10th in runs per game (0.78), 11th in homers (7), 13th in walks (26) and walks per game (0.44) and tied for third in hit by pitches (7).
- Ashlyn Masters had four sacrifice flies, tying for seventh with six others.
- Pitcher Julie Sarratt made the single-season relief appearances chart (13, T-13th), and tied for seventh with 12 hit batters.

CAREER START BY POSITION MATRIX (EXCLUDING PITCHERS)

	C	1B	2B	3B	SS	LF	CF	RF	DP
Ard	-	-	-	-	-	3	4	2	12
Bizzell	-	-	-	6	-	-	-	-	-
Hathorn	-	-	172	-	-	-	-	-	7
Hawkins	1	-	-	-	-	-	-	116	19
Lawrence	14	11	-	-	-	-	-	-	3
A. Masters	-	-	9	-	-	-	17	-	38
L. Masters	-	-	-	4	-	-	-	-	-
Mooney	17	-	-	-	-	-	-	-	-
Page	-	-	-	-	-	74	-	-	-
Sarratt	-	30	-	-	-	-	-	-	4
Snaer	-	18	-	-	-	-	-	-	-
Struett	-	-	-	-	-	-	56	-	22
T. Williams	-	-	-	3	-	-	-	-	-
V. Williams	-	-	-	9	-	-	-	-	2
Yeske	-	-	-	50	18	-	-	-	1

CAREER START BY BATTING ORDER MATRIX

	1	2	3	4	5	6	7	8	9
Ard	2	2	-	-	1	9	1	3	2
Bizzell	-	-	-	-	-	-	3	3	-
Hathorn	6	3	71	23	44	24	3	1	5
Hawkins	-	-	-	6	50	52	24	4	-
Lawrence	-	-	-	1	-	2	6	10	9
A. Masters	10	-	6	21	7	16	4	-	-
L. Masters	-	-	-	-	-	-	-	-	4
Mooney	-	-	-	11	6	-	-	-	-
Page	-	67	-	-	-	1	2	4	-
Sarratt	-	-	3	-	5	10	35	3	-
Snaer	-	-	12	6	-	-	-	-	-
Struett	-	6	-	32	19	11	6	2	3
T. Williams	-	-	-	-	-	-	1	1	1
V. Williams	-	-	-	-	3	4	4	-	-
Yeske	-	-	-	-	-	-	2	2	62

SC IN THE NCAA STATS (Final)

TEAM STANDINGS

HITTING CATEGORY	Stat	Rank
Batting Average	.301	37th
Slugging Percentage	.450	45th
Scoring	5.73	27th
Doubles Per Game	1.39	40th
Triples Per Game	0.17	91st
Home Runs Per Game	0.76	86th
Stolen Bases Per Game	1.15	73rd

PITCHING CATEGORY	Stat	Rank
Earned Run Average	3.55	159th

FIELDING CATEGORY	Stat	Rank
Fielding Percentage	.961	118th
Double Plays Per Game	0.39	37th

SC PLAYERS IN NCAA STATS

HITTING CATEGORY	Stat	Rank
Batting Average		
Samie Garcia	.397	70th
Doubles Per Game		
Samie Garcia	0.29	56th
Triples Per Game		
Samie Garcia	0.12	15th
Runs Per Game		
Samie Garcia	0.83	110th
Hit By Pitch Per Game		
Dana Hathorn	0.42	9th
Toughest to Strikeout (AB/SO)		
Samie Garcia	15.3	92nd
Triples		
Samie Garcia	7	4th
On-Base Percentage		
Dana Hathorn	.463	134th
Samie Garcia	.459	145th
Sacrifice Flies		
Ashlyn Masters	4	29th
Chelsea Hawkins	3	80th

PITCHING CATEGORY	Stat	Rank
Saves		
Katie Marks	2	72nd
Walks Allowed Per 7 IP		
Audrey Broyles	1.44	43rd
Hit Batters		
Audrey Broyles	7	140th

2014 SOUTH CAROLINA GAMECOCK SOFTBALL

GAMECOCKS IN SOUTH CAROLINA'S CAREER TOP 20 LISTS

HITTING CATEGORY	Stat	Rank
Batting Average (Min. 250 AB)		
Dana Hathorn	.304	15th
Kristen Struett	.304	16th
On-Base Percentage (Min. 250 AB)		
Dana Hathorn	.382	8th
Kristen Struett	.349	18th
Runs		
Dana Hathorn	94	19th
Runs Per Game (Min. 60 Runs)		
Dana Hathorn	0.51	12th
Hits Per Game (Min. 100 Hits)		
Dana Hathorn	0.90	14th
Doubles Per Game (Min. 20 Doubles)		
Chelsea Hawkins	0.16	14th
Home Runs		
Chelsea Hawkins	17	T-6th
Home Runs Per Game (Min. 8 Home Runs)		
Chelsea Hawkins	0.11	2nd
Slugging Percentage (Min. 250 AB)		
Chelsea Hawkins	.465	10th
Kristen Struett	.423	15th
RBI		
Dana Hathorn	88	T-16th
RBI Per Game (Min. 60 RBI)		
Dana Hathorn	0.48	10th
Chelsea Hawkins	0.46	13th
Hit by Pitches		
Dana Hathorn	37	1st
Alaynie Page	10	T-14th
Sacrifice Flies		
Ashlyn Masters	6	T-9th
Dana Hathorn	5	T-11th
BASERUNNING CATEGORY		
Stolen Bases		
Dana Hathorn	22	19th
Stolen Bases Per Game (Min. 20 SB)		
Dana Hathorn	0.12	13th
Stolen Bases Percentage (Min. 25 SBA)		
Dana Hathorn	.846	12th
PITCHING CATEGORY		
Winning Percentage		
Julie Sarratt	.581 (25-18)	14th
Appearances		
Julie Sarratt	74	T-15th
Strikeouts		
Julie Sarratt	215	T-14th
Strikeouts Per 7 Innings Pitched (Min. 250 IP)		
Julie Sarratt	5.27	8th
Fewest Hits Per 7 Innings Pitched (Min. 250 IP)		
Julie Sarratt	6.13	14th
Relief Appearances		
Julie Sarratt	32	7th
Saves		
Julie Sarratt	6	T-4th
Hit Batters		
Julie Sarratt	30	4th

WHERE THEY GO NEXT ON CAREER CHARTS

- Two more runs for Dana Hathorn would tie her with Debralee Troesh (2000-03) in 18th with 96. Three more knot her with McKenna Hughes (2004-07) in 17th, and four more put her even with Amber Curtis (2001-04) in 16th.
- Chelsea Hawkins' next homer would tie her for fourth with Megan Cornett and Dana Fulmer with 18 round-trippers.
- Dana Hathorn needs one RBI to tie for 14th (89) with Laura Mendes (2008-11) and Shani Cannon (1992-95).
- The next sacrifice fly for Dana Hathorn would tie her for 9th with Laura Mendes' and Ashlyn Masters' six. Masters' next matches Jodi Fittro's (2000-03) seven in 8th.
- Alaynie Page needs to be hit by one more pitch to tie for 10th with four other players.
- Julie Sarratt's next appearance gives her 15th alone, while two more tie Kim Sheridan's mark (1993-96) in 14th.
- Julie Sarratt needs one strikeout to move past Sky Brown (1995-98) into 14th on the K's list.
- Sarratt's next save ties her with Melissa Hendon in third at South Carolina.
- One more outfield assist for Kristen Struett would tie her for ninth all-time with three other student-athletes.

DEFENSIVE CATEGORY	Stat	Rank
Assists (2B)		
Dana Hathorn	268	3rd
Assists Per Game (2B)		
Dana Hathorn	1.54	4th
Fielding Percentage (2B)		
Dana Hathorn	.964	3rd
Putouts (OF)		
Alaynie Page	128	9th
Chelsea Hawkins	119	10th
Putouts Per Game (OF)		
Alaynie Page	1.73	1st
Kristen Struett	1.10	8th
Assists (OF)		
Chelsea Hawkins	9	T-6th
Fielding Percentage (OF)		
Chelsea Hawkins	.977	4th
Kristen Struett	.974	5th

2014 SOUTH CAROLINA GAMECOCK SOFTBALL

2014 WIN-LOSS SUMMARY

Total	14-4
Conference	0-0
Non-Conference	14-4
Postseason	0-0
Home	9-1
Away	3-0
Neutral	2-3
vs. Ranked Opponents	1-1
vs. RPI Top 50 (current)	0-0
vs. RPI Top 100 (current)	0-0
vs. 2013 NCAA Tournament teams	1-1
on TV	0-0
vs. South Carolina teams	1-0
February	14-4
March	0-0
April	0-0
May	0-0
Day	9-3
Night	5-1
vs Left	1-0
vs Right	13-4
1-Run games	3-1
2-Run games	1-0
5+Run games	8-1
Extra innings	0-0
Shutouts	8-0
Scoring 0-2 runs	3-1
Scoring 3-5 runs	2-2
Scoring 6-9 runs	7-1
Scoring 10+ runs	2-0
Opponent 0-2 runs	12-0
Opponent 3-5 runs	2-1
Opponent 6-9 runs	0-1
Opponent 10+ runs	0-2
Scored in 1st inning	4-1
Opp. scored in 1st inning	3-3
Scores first	11-1
Opp. scores first	3-3
After 4 leading	12-0
After 4 trailing	1-4
After 4 tied	1-0
After 5 leading	9-0
After 5 trailing	1-4
After 5 tied	1-0
After 6 leading	11-1
After 6 trailing	0-3
After 6 tied	0-0
Hit 0 home runs	3-3
Hit 1 home run	9-0
Hit 2+ home runs	2-1
Opponent 0 home runs	12-1
Opponent 1 home run	2-3
Opponent 2+ HRs	0-0
Made 0 errors	9-0
Made 1 error	3-2
Made 2+ errors	2-2
Opp. made 0 errors	3-0
Opp. made 1 error	3-2
Opp. made 2+ errors	8-2
Out-hit opponent	12-0
Out-hit by opponent	1-2
Hits are tied	1-2
Largest margin of victory	13 (13-0), UNCG (2/9)
Biggest deficit overcome	3 (3-0) LIU Brooklyn (2/14)
Shortest game	W vs. Michigan State (2/22), 1:24
Longest game	W vs. Maryland (2/15), 2:53

NATIONAL RANKINGS - WEEK 4

USA TODAY/NFCA

Rk	Team	Record	Points	Pre.
1	Florida (30)	21-0	798	1
2	Oregon	18-2	734	4
3	Tennessee (1)	15-1	732	2
4	UCLA (1)	16-0	712	5
5	Michigan	13-2	649	6
6	Washington	16-2	637	7
7	Arizona	18-1	578	10
8	Kentucky	16-2	570	8
9	Florida State	18-2	564	9
10	Arizona State	19-3	536	3
11	Alabama	17-4	471	11
12	Baylor	16-4	437	12
13	Texas A&M	16-4	382	13
14	South Alabama	15-2	360	14
15	Missouri	12-3	346	17
16	Nebraska	12-6	300	16
17	Minnesota	15-2	273	19
18	Georgia	16-2	222	18
19	Oklahoma	13-6	203	20
20	Tulsa	16-2	200	21
21	Notre Dame	15-3	168	23
22	Stanford	17-5	164	15
23	Louisiana-Lafayette	14-5-1	119	24
24	LSU	15-6	70	22
25	USC Upstate	19-0	57	RV

RV: Auburn (39), Mississippi State (27), Northwestern (23), Hofstra (12), DePaul (9), USF (5), San Diego State (2), UAB (1).

ESPN.COM/USA SOFTBALL

Rk	Team	Record	Points	Pre.
1.	Florida (19)	21-0	498	1
2.	Tennessee (1)	15-1	453	2
3.	UCLA	16-0	450	5
4.	Michigan	13-2	441	4
5.	Oregon	18-2	426	6
6.	Washington	16-2	389	7
7.	Arizona State	19-3	368	3
8.	Arizona	18-1	362	9
9.	Florida State	18-2	335	11
10.	Kentucky	16-2	332	8
11.	Alabama	17-4	315	10
12.	Baylor	16-4	274	12
13.	Oklahoma	13-6	233	13
14.	Nebraska	12-6	220	15
15.	South Alabama	15-2	206	16
16.	Texas A&M	16-4	186	18
17.	Stanford	17-5	170	14
18.	Missouri	12-3	169	19
19.	Georgia	16-2	156	17
20.	Minnesota	15-2	131	20
21.	Tulsa	16-2	114	22
22.	Notre Dame	15-3	68	23
23.	LSU	15-6	67	21
24.	Louisiana-Lafayette	14-5-1	33	25
25.	USC Upstate	19-0	24	RV

RV: Mississippi State (23), Auburn (22), Northwestern (16), USF (11), Arkansas (2), San Diego State (2), DePaul (2), Hofstra (1), McNeese State (1).



HEAD COACH BEVERLY SMITH

CAREER RECORD
97-91 (Fourth season)

Coaching Timeline

2011-present.....Head coach, South Carolina
 2008-10.....Associate head coach, North Carolina
 2005-2008.....Assistant head coach, North Carolina
 1998-2002, 2004.....Assistant coach, North Carolina
 1997.....Assistant coach, Tampa Bay FireStix (WPSL)
 1996-1998.....Head coach, Episcopal High School (Bellaire, Texas)

Playing Timeline

1991-1994.....North Carolina
 1997.....Tampa Bay FireStix (WPSL)

Education

North Carolina, 1994
 B.A., Speech communications & Political science

Coaching Career Highlights

- Led Gamecocks to 2013 NCAA Tournament in 3rd year
- 3rd winningest coach in SC Softball history
- Helped UNC to eight NCAA Tournament appearances
- Recruited and coached five All-Americans
- Coached 36 All-Region and 39 all-conference players (37 All-ACC at UNC, 2 All-SEC at South Carolina)
- Top UNC pupil was three-time ACC Player of the Year Danielle Spaulding

Playing Career Highlights

- 1994 ACC Player of the Year, first in UNC history
- 1994 All-Southeast Region Player
- ACC 50th Anniversary Team
- Tossed two career no-hitters
- Tied for 17th in NCAA Division I history in triples (27)
- Still ranks in the top 10 at UNC in 11 career stats (seven offensive, four pitching)

Assistant Coaching History - College

Year	School	Pos.	Record
1998	North Carolina	Asst. Coach	32-21
1999	North Carolina	Asst. Coach	40-22
2000	North Carolina	Asst. Coach	47-17
2001	North Carolina	Asst. Coach	38-19-1*
2002	North Carolina	Asst. Coach	34-30
2004	North Carolina	Asst. Coach	44-22*
2005	North Carolina	Asst. Head Coach	38-29*
2006	North Carolina	Asst. Head Coach	48-19*
2007	North Carolina	Asst. Head Coach	46-21*
2008	North Carolina	Asso. Head Coach	50-12-1*
2009	North Carolina	Asso. Head Coach	47-13*
2010	North Carolina	Asso. Head Coach	42-20*
12 Years	North Carolina	2001 ACC Champ	506-245-2

*NCAA Tournament

Head Coaching History - South Carolina

Year	Record	SEC Record	SEC Finish
2011	26-30	6-22	5th SEC East
2012	23-32	3-25	5th SEC East
2013	34-25	8-16	6th SEC East
2014	14-4	0-0	--
4 years	97-91	17-63	--

2014 SOUTH CAROLINA GAMECOCK SOFTBALL

2014 GAME-BY-GAME GAMECOCK LINEUP BY POSITION

Date	Opponent	W/L	C	1B	2B	3B	SS	LF	CF	RF	DP	P
2/7	Iowa	W	Mooney	Snaer	A. Masters	V. Williams	Yeske	Page	Struett	Hawkins	Hathorn	Blue
2/8	Ohio	L	Mooney	Snaer	Hathorn	V. Williams	Yeske	Page	Struett	Hawkins	A. Masters	Sarratt
2/8	Presbyterian	W	Mooney	Snaer	A. Masters	T. Williams	Yeske	Page	Ard	Hawkins	Hathorn	Blue
2/9	UNC Greensboro	W	Mooney	Snaer	Hathorn	V. Williams	Yeske	Page	Ard	Hawkins	A. Masters	Blue
2/14	vs. LIU Brooklyn	W	Mooney	Snaer	A. Masters	V. Williams	Yeske	Page	Ard	Hawkins	Hathorn	Sarratt
2/14	vs. Maryland	L	Mooney	Snaer	Hathorn	T. Williams	Yeske	Page	Struett	Ard	A. Masters	Blue
2/15	vs. Maryland	W	Mooney	Snaer	A. Masters	V. Williams	Yeske	Page	Struett	Hawkins	Hathorn	Blue
2/16	at Florida Atlantic	W	Mooney	Snaer	Hathorn	V. Williams	Yeske	Page	Struett	Hawkins	A. Masters	Blue
2/19	at Charlotte	W	Mooney	Snaer	A. Masters	V. Williams	Yeske	Ard	Struett	Hawkins	Hathorn	Sarratt
2/21	Boston University	W	Mooney	Snaer	Hathorn	T. Williams	Yeske	Ard	Struett	Hawkins	A. Masters	Sarratt
2/22	Michigan State	W	Mooney	Snaer	A. Masters	V. Williams	Yeske	Page	Struett	Hawkins	Hathorn	Blue
2/22	Gardner-Webb	W	Mooney	Snaer	A. Masters	V. Williams	Yeske	Page	Struett	Hawkins	Lawrence	Sarratt
2/23	UNC Wilmington	W	Mooney	Snaer	A. Masters	Bizzell	Yeske	Page	Struett	Hawkins	Ard	Sarratt
2/25	Western Carolina	W	Mooney	Snaer	Hathorn	Bizzell	Yeske	Page	Struett	Ard	A. Masters	Shull
2/25	Western Carolina	W	Lawrence	Snaer	A. Masters	Bizzell	Yeske	Page	Struett	Hawkins	Hathorn	Sarratt
2/27	at No. 3/3 Arizona State	W	Mooney	Snaer	Hathorn	Bizzell	Yeske	Page	Struett	Hawkins	A. Masters	Blue
2/28	vs. No. 19/20 Minnesota	L	Mooney	Snaer	Hathorn	Bizzell	Yeske	Ard	Struett	Hawkins	V. Williams	Blue
2/28	vs. Ball State	L	Mooney	Snaer	Hathorn	Bizzell	Yeske	Page	Struett	Hawkins	V. Williams	Sarratt
3/7	at No. 11/11 Alabama											
3/8	at No. 11/11 Alabama											
3/9	at No. 11/11 Alabama											
3/11	Eastern Kentucky											
3/14	Texas A&M											
3/15	Texas A&M											
3/16	Texas A&M											
3/19	Minnesota											
3/21	at Tennessee											
3/22	at Tennessee											
3/23	at Tennessee											
3/25	Furman											
3/25	Furman											
3/28	Mississippi											
3/29	Mississippi											
3/30	Mississippi											
4/1	Presbyterian											
4/4	at Georgia											
4/5	at Georgia											
4/6	at Georgia											
4/8	Campbell											
4/11	at Arkansas											
4/12	at Arkansas											
4/13	at Arkansas											
4/15	Winthrop											
4/18	LSU											
4/19	LSU											
4/20	LSU											
4/22	Georgia Southern											
4/23	South Carolina State											
4/25	Longwood											
4/26	Longwood											
5/2	Auburn											
5/3	Auburn											
5/4	Auburn											

GAMECOCK LINEUP BY POSITION (CAREER)

C	1B	2B	3B	SS	LF	CF	RF	DP	P
Mooney 17	Sarratt 30	Hathorn 172	Yeske 50	Yeske 18	Page 74	Struett 56	Hawkins 116	A. Masters 38	Sarratt 54
Lawrence 14	Snaer 18	A. Masters 9	V. Williams 9		Ard 3	A. Masters 17	Ard 2	Struett 22	Blue 9
Hawkins 1	Lawrence 11		Bizzell 6			Ard 4		Hawkins 19	Shull 1
			L. Masters 4					Ard 12	
			T. Williams 3					Hathorn 7	
								Sarratt 4	
								Lawrence 3	
								V. Williams 2	
								Yeske 1	

2014 SOUTH CAROLINA GAMECOCK SOFTBALL

2014 GAME-BY-GAME GAMECOCK LINEUP BY BATTING ORDER

Date	Opponent	W/L	1	2	3	4	5	6	7	8	9
2/7	Iowa	W	Hathorn	Struett	A. Masters	Snaer	Mooney	Hawkins	V. Williams	Page	Yeske
2/8	Ohio	L	Hathorn	Struett	A. Masters	Snaer	Mooney	Hawkins	V. Williams	Page	Yeske
2/8	Presbyterian	W	Hathorn	Ard	A. Masters	Snaer	Mooney	Hawkins	Page	Yeske	T. Williams
2/9	UNC Greensboro	W	Ard	Hathorn	A. Masters	Snaer	Mooney	Hawkins	V. Williams	Page	Yeske
2/14	vs. LIU Brooklyn	W	Ard	Hathorn	A. Masters	Snaer	Mooney	Hawkins	V. Williams	Page	Yeske
2/14	vs. Maryland	L	Hathorn	Struett	A. Masters	Snaer	Mooney	Page	Yeske	T. Williams	Ard
2/15	vs. Maryland	W	A. Masters	Page	Snaer	Mooney	Hathorn	V. Williams	Hawkins	Struett	Yeske
2/16	at Florida Atlantic	W	A. Masters	Page	Snaer	Mooney	Hathorn	V. Williams	Hawkins	Struett	Yeske
2/19	at Charlotte	W	A. Masters	Struett	Snaer	Mooney	Hathorn	V. Williams	Yeske	Hawkins	Ard
2/21	Boston University	W	A. Masters	Ard	Snaer	Mooney	Hathorn	Struett	T. Williams	Hawkins	Yeske
2/22	Michigan State	W	A. Masters	Page	Snaer	Mooney	Hathorn	V. Williams	Struett	Hawkins	Yeske
2/22	Gardner-Webb	W	A. Masters	Page	Snaer	Mooney	V. Williams	Struett	Hawkins	Lawrence	Yeske
2/23	UNC Wilmington	W	A. Masters	Page	Snaer	Mooney	Struett	Hawkins	Bizzell	Ard	Yeske
2/25	Western Carolina	W	A. Masters	Page	Snaer	Mooney	Hathorn	Struett	Bizzell	Ard	Yeske
2/25	Western Carolina	W	A. Masters	Page	Snaer	Lawrence	Hathorn	Struett	Hawkins	Bizzell	Yeske
2/27	at No. 3/3 Arizona State	W	A. Masters	Page	Snaer	Mooney	Hathorn	Struett	Hawkins	Bizzell	Yeske
2/28	vs. No. 19/20 Minnesota	L	Hathorn	Struett	Snaer	Mooney	V. Williams	Hawkins	Bizzell	Ard	Yeske
2/28	vs. Ball State	L	Hathorn	Struett	Snaer	Mooney	V. Williams	Hawkins	Page	Bizzell	Yeske
3/7	at No. 11/11 Alabama										
3/8	at No. 11/11 Alabama										
3/9	at No. 11/11 Alabama										
3/11	Eastern Kentucky										
3/14	Texas A&M										
3/15	Texas A&M										
3/16	Texas A&M										
3/19	Minnesota										
3/21	at Tennessee										
3/22	at Tennessee										
3/23	at Tennessee										
3/25	Furman										
3/25	Furman										
3/28	Mississippi										
3/29	Mississippi										
3/30	Mississippi										
4/1	Presbyterian										
4/4	at Georgia										
4/5	at Georgia										
4/6	at Georgia										
4/8	Campbell										
4/11	at Arkansas										
4/12	at Arkansas										
4/13	at Arkansas										
4/15	Winthrop										
4/18	LSU										
4/19	LSU										
4/20	LSU										
4/22	Georgia Southern										
4/23	South Carolina State										
4/25	Longwood										
4/26	Longwood										
5/2	Auburn										
5/3	Auburn										
5/4	Auburn										

GAMECOCK LINEUP BY BATTING ORDER (CAREER)

Career Totals	1	2	3	4	5	6	7	8	9
	A. Masters 10	Page 67	Hathorn 71	Struett 32	Hawkins 50	Hawkins 52	Sarratt 35	Lawrence 10	Yeske 62
	Hathorn 6	Struett 6	Snaer 12	Hathorn 23	Hathorn 44	Hathorn 24	Hawkins 24	Page 4	Lawrence 9
	Ard 2	Hathorn 3	A. Masters 6	A. Masters 21	Struett 19	A. Masters 16	Lawrence 6	Hawkins 4	Hathorn 5
		Ard 2	Sarratt 3	Mooney 11	A. Masters 7	Struett 11	Struett 6	Bizzell 3	L. Masters 4
				Snaer 6	Mooney 6	Sarratt 10	A. Masters 4	Ard 3	Struett 3
				Hawkins 6	Sarratt 5	Ard 9	V. Williams 4	Sarratt 3	Ard 2
				Lawrence 1	V. Williams 3	V. Williams 4	Bizzell 3	Struett 2	T. Williams 1
					Ard 1	Lawrence 2	Hathorn 3	Yeske 2	
						Page 1	Page 2	Hathorn 1	
							Yeske 2	T. Williams 1	
							Ard 1		
							T. Williams 1		

2014 SOUTH CAROLINA GAMECOCK SOFTBALL



1 - Macey Webb
U - R/R - 5-6 - Fr.
Stanfield, N.C./West Stanly HS



PROFILE

- Appeared in 4 games, walking once

2014	Game Highs	Career
Same.....	AB 1, 2x, last vs. Gardner-Webb 2/22/14	2/22/14
N/A.....	R	N/A
N/A.....	H	N/A
N/A.....	RBI	N/A
N/A.....	2B	N/A
N/A.....	3B	N/A
N/A.....	HR	N/A
Same.....	BB 1, at Charlotte 2/19/14	2/19/14
N/A.....	SB	N/A

Webb's Season-By-Season Batting Statistics

Year	Avg.	GP	GS	AB	R	H	2B	3B	HR	RBI	TB	SLG	BB	HBP	K	GDP	OBP	SF	SH	SB-ATT	PO	A	E	FLD%
2014	.000	4	0	2	0	0	0	0	0	0	0	.000	1	0	1	0	.333	0	0	0-0	0	0	0	.000



2 - Ashlyn Masters
U - R/R - 5-5 - Sr.
Evans, Ga./NW Fla. St. College



PROFILE

- Her last 10 starts have come in the leadoff spot
- Had a career-best 3 hits in LIU Brooklyn win (2/14)

2014	Game Highs	South Carolina
4, 7x, last vs. Western Carolina-2 2/25..	AB .. 4, 13x, last vs. Western Carolina-2 2/25/14	2/25/14
2, 4x, last vs. Western Carolina-1 2/25...	R 2, 9x, last vs. Western Carolina-1 2/25/14	2/25/14
Same.....	H 3, vs. LIU Brooklyn 2/14/14	2/14/14
2, 2x, last vs. Michigan State 2/22	RBI 6, 2x, last vs. Houston 5/17/13	5/17/13
1, 5x, last vs. Western Carolina-2 2/25..	2B .. 1, 12x, last vs. Western Carolina-2 2/25/14	2/25/14
1, 2x, last vs. UNC Wilmington 2/23.....	3B 1, 3x, last vs. UNC Wilmington 2/23/14	2/23/14
N/A.....	HR 1, 4x, last vs. Houston 5/17/13	5/17/13
1, 4x, last Western Carolina-1, 2/25	BB .. 2, 2x, last vs. Charleston Southern 2/24/13	2/24/13
1 vs. Presbyterian 2/8	SB 1, 3x, last vs. Presbyterian 2/8/14	2/8/14

Ashlyn Masters' Season-By-Season Batting Statistics

Year	Avg.	GP	GS	AB	R	H	2B	3B	HR	RBI	TB	SLG	BB	HBP	K	GDP	OBP	SF	SH	SB-ATT	PO	A	E	FLD%
2013	.282	55	48	142	27	40	7	1	4	32	61	.430	18	1	17	1	.358	4	1	2-2	15	0	1	.938
2014	.385	16	16	52	13	20	5	2	0	9	29	.558	4	3	5	0	.443	2	0	1-2	8	11	0	1.000
TOTAL	.309	71	64	194	40	60	12	3	4	41	90	.464	22	4	22	1	.381	6	1	3-4	23	11	1	.971



3 - Brooke Barnhill
OF - L/R - 5-3 - Sr.
Mauldin, S.C.
Spartanburg Methodist College



PROFILE

- One of South Carolina's primary pinch runners
- Scored 6 runs in 13 appearances

2014	Game Highs	South Carolina
1, 4x, last vs. Gardner-Webb 2/22	AB 1, 6x, last vs. Gardner-Webb 2/22/14	2/22/14
1, 6x, last vs. Ball State 2/28.....	R 1, 24x, last vs. Ball State 2/28/14	2/28/14
N/A.....	H 1, 2x, last vs. Alabama State 3/2/13	3/2/13
N/A.....	RBI 1, 2x, last vs. Alabama State 3/2/13	3/2/13
N/A.....	2B	N/A
N/A.....	3B	N/A
N/A.....	HR	N/A
1, at Charlotte 2/19.....	BB 1, 2x, last at Charlotte 2/19/14	2/19/14
1, 2x, last vs. Ball State 2/28.....	SB 1, 11x, last vs. Ball State 2/28/14	2/28/14

Barnhill's Season-By-Season Batting Statistics

Year	Avg.	GP	GS	AB	R	H	2B	3B	HR	RBI	TB	SLG	BB	HBP	K	GDP	OBP	SF	SH	SB-ATT	PO	A	E	FLD%
2013	1.000	43	0	2	18	2	0	0	0	2	2	1.000	1	1	0	0	1.000	0	0	9-10	0	0	0	.000
2014	.000	13	0	4	6	0	0	0	0	0	0	.000	1	1	0	0	.333	0	0	2-3	1	0	0	1.000
TOTAL	.333	56	0	6	24	2	0	0	0	2	2	.333	2	2	0	0	.600	0	0	11-13	1	0	0	1.000



5 - Ansley Ard
OF - R/R - 5-9 - So.
Sumter, S.C./Wilson Hall



PROFILE

- Started 9 games, including one in all three OF spots
- Hit her second-career grand slam at Charlotte (2/19)

2014	Game Highs	Career
4, 2x, last vs. No. 19/20 Minnesota 2/28..	AB .. 4, 3x, last vs. No. 19/20 Minnesota 2/28/14	2/28/14
2, at Charlotte 2/19.....	R 2, 2x, last at Charlotte 2/19/14	2/19/14
3, vs. Presbyterian 2/8	H 3, 2x, last vs. Presbyterian 2/8/14	2/8/14
4, at Charlotte 2/19.....	RBI 4, 2x, last at Charlotte 2/19/14	2/19/14
N/A.....	2B 1, 2x, last vs. Charlotte-1 4/24/13	4/24/13
Same.....	3B	1, vs. Presbyterian 2/8/14
1, at Charlotte 2/19.....	HR 1, 2x, last at Charlotte 2/19/14	2/19/14
1, 3x, last at Charlotte 2/19.....	BB 1, 4x, last at Charlotte 2/19/14	2/19/14
1, 4x, last vs. No. 19/20 Minnesota 2/28..	SB .. 1, 9x, last vs. No. 19/20 Minnesota 2/28/14	2/28/14

Ard's Season-By-Season Batting Statistics

Year	Avg.	GP	GS	AB	R	H	2B	3B	HR	RBI	TB	SLG	BB	HBP	K	GDP	OBP	SF	SH	SB-ATT	PO	A	E	FLD%
2013	.321	37	12	53	16	17	2	0	1	9	22	.415	1	1	15	0	.345	0	1	5-7	0	0	0	.000
2014	.379	12	9	29	8	11	0	1	1	7	16	.552	3	2	7	0	.471	0	2	4-4	9	0	1	.900
TOTAL	.341	49	21	82	24	28	2	1	2	16	38	.463	4	3	22	0	.393	0	3	9-11	9	0	1	.900

2014 SOUTH CAROLINA GAMECOCK SOFTBALL



6 - Jordan Bizzell
3B/C - R/R - 5-4 - So.
Hartsville, S.C./HS



PROFILE

- Started last 6 games at third base
- Scored both runs in UNC Wilmington win (2/23)
- Hit first career homer vs. Ball State (2/28)

2014	Game Highs	Career
Same.....	AB4, vs. Ball State 2/28/14	
Same.....	R2, vs. UNC Wilmington 2/23/14	
Same.....	H2, vs. Ball State 2/28/14	
Same.....	RBI2, vs. Ball State 2/28/14	
N/A.....	2BN/A	
N/A.....	3BN/A	
Same.....	HR1, vs. Ball State 2/28/14	
Same.....	BB ...1, 3x, last vs. Western Carolina-2 2/15/14	
Same.....	SB2, vs. UNC Wilmington 2/23/14	

Bizzell's Season-By-Season Batting Statistics

Year	Avg.	GP	GS	AB	R	H	2B	3B	HR	RBI	TB	SLG	BB	HBP	K	GDP	OBP	SF	SH	SB-ATT	PO	A	E	FLD%
2013	.333	4	0	3	2	1	0	0	0	0	1	.333	0	0	2	0	.333	0	0	0-0	0	0	0	.000
2014	.143	11	6	14	5	2	0	0	1	3	5	.357	3	4	5	0	.429	0	0	3-3	3	17	1	.952
TOTAL	.176	15	6	17	7	3	0	0	1	3	6	.353	3	4	7	0	.417	0	0	3-3	3	17	1	.952



7 - Mackenzie Moler
OF - L/R - 5-3 - Fr.
Purcellville, Va./Woodgrove HS



PROFILE

- Used as a pinch runner twice

2014	Game Highs	Career
N/A.....	ABN/A	
Same.....	R1, 2x, last vs. Gardner-Webb 2/22/14	
N/A.....	HN/A	
N/A.....	RBIN/A	
N/A.....	2BN/A	
N/A.....	3BN/A	
N/A.....	HRN/A	
N/A.....	BBN/A	
N/A.....	SBN/A	

Moler's Season-By-Season Batting Statistics

Year	Avg.	GP	GS	AB	R	H	2B	3B	HR	RBI	TB	SLG	BB	HBP	K	GDP	OBP	SF	SH	SB-ATT	PO	A	E	FLD%
2014	.000	2	0	0	2	0	0	0	0	0	0	.000	0	0	0	0	.000	0	0	0-0	0	0	0	.000



8 - Taylor Williams
IF - R/R - 5-9 - Fr.
Flaton, Texas/HS

PROFILE

- Only hit was a home run vs. UNC Greensboro (2/9)

2014	Game Highs	Career
Same.....	AB2, 3x, last at Charlotte 2/19/14	
Same.....	R2, vs. UNC Greensboro 2/9/14	
Same.....	H1, vs. UNC Greensboro 2/9/14	
Same.....	RBI3, vs. UNC Greensboro 2/9/14	
N/A.....	2BN/A	
N/A.....	3BN/A	
Same.....	HR1, vs. UNC Greensboro 2/9/14	
Same.....	BB1, 3x, last vs. Michigan State 2/22/14	
Same.....	SB1, vs. Michigan State 2/22/14	

Taylor Williams's Season-By-Season Batting Statistics

Year	Avg.	GP	GS	AB	R	H	2B	3B	HR	RBI	TB	SLG	BB	HBP	K	GDP	OBP	SF	SH	SB-ATT	PO	A	E	FLD%
2014	.111	13	3	9	6	1	0	0	1	3	4	.444	3	0	2	0	.333	0	0	1-1	4	15	4	.826



9 - Kristen Struett
OF - R/R - 5-7 - Jr.
Westminster, Calif./Marina HS



PROFILE

- Centerfielder has two assists already
- As a leadoff hitter, is 2-for-6 with 2 extra-base hits (2B, HR)

2014	Game Highs	Career
4, 4x, last vs. Ball State 2/28.....	AB4, 23x, last vs. Ball State 2/28/14	
2, at Florida Atlantic 2/16.....	R3, 2x, last vs. Alabama State 3/2/14	
2, at Florida Atlantic 2/16.....	H3, 2x, last vs. Charlotte-1 4/24/14	
2, vs. Maryland 2/14.....	RBI6, at Stetson 2/8/13	
1, at Florida Atlantic 2/16.....	2B1, 13x, last at Florida Atlantic 2/16/14	
Same.....	3B1, vs. Maryland 2/14/14	
1, vs. Western Carolina-2, 2/25.....	HR ...1, 5x, last vs. Western Carolina-2, 2/25/14	
1, 4x, last vs. UNC Wilmington 2/23.....	BB ...1, 14x, last vs. UNC Wilmington 2/23/14	
1, 3x, last vs. Western Carolina-1, 2/25..	SB ..1, 5x, last vs. Western Carolina-1, 2/25/14	

Struett's Season-By-Season Batting Statistics

Year	Avg.	GP	GS	AB	R	H	2B	3B	HR	RBI	TB	SLG	BB	HBP	K	GDP	OBP	SF	SH	SB-ATT	PO	A	E	FLD%
2012	.364	17	10	33	3	12	1	0	1	5	16	.485	1	0	5	0	.382	0	0	0-0	1	2	1	.750
2013	.329	55	55	173	35	57	11	0	3	43	77	.445	9	3	21	1	.369	2	1	2-2	53	4	2	.966
2014	.170	17	15	47	6	8	1	1	1	5	14	.298	4	2	5	0	.259	1	0	3-3	15	2	0	1.000
TOTAL	.304	89	80	253	44	77	13	1	5	53	107	.423	14	5	31	1	.349	3	1	5-5	69	8	3	.963

2014 SOUTH CAROLINA GAMECOCK SOFTBALL



10 - Chelsea Hawkins
OF - R/R - 5-6 - Sr.
Piedmont, S.C./Wren HS



PROFILE

- Accounted for all three runs in No. 3/3 Arizona State win (2/27)

2014	Game Highs	Career
4, 3x, last vs. Ball State 2/28.....	AB	5 vs. Michigan State 2/10/13
2, 2x, last at No. 3/3 Arizona State 2/27 ..	R	3, 2x, last vs. Presbyterian 4/16/13
3, at No. 3/3 Arizona State 2/27	H	3, 6x, last at No. 3/3 Arizona State 2/27/14
2, at No. 3/3 Arizona State 2/27	RBI	4, 2x, last vs. Kennesaw State 3/2/13
1, 2x, last at No. 3/3 Arizona State 2/27 ..	2B	2 at No. 11 Georgia-2 4/11/12
N/A.....	3B	1 vs. Coastal Carolina-2 4/10/13
1, at No. 3/3 Arizona State 2/27	HR	2 vs. Kennesaw State 3/2/13
1, vs. Maryland 2/15	BB	2, 3x, last at Mississippi State 4/26/13
1, 3x, last vs. Western Carolina-2, 2/25..	SB	1, 8x, last vs. Western Carolina-2, 2/25/14

Hawkins' Season-By-Season Batting Statistics

Year	Avg.	GP	GS	AB	R	H	2B	3B	HR	RBI	TB	SLG	BB	HBP	K	GDP	OBP	SF	SH	SB-ATT	PO	A	E	FLD%
2011	.179	24	10	39	3	7	1	0	1	1	11	.282	5	0	15	0	.273	0	1	0-1	9	2	0	1.000
2012	.309	52	51	149	18	46	13	0	7	29	80	.537	10	1	37	0	.356	0	0	2-2	30	1	1	.969
2013	.293	59	59	184	37	54	8	1	8	35	88	.478	17	0	37	0	.348	3	0	3-3	73	7	1	.988
2014	.222	16	16	45	7	10	2	0	1	5	15	.333	0	1	10	0	.239	0	0	3-3	12	1	1	.929
TOTAL	.281	151	136	417	65	117	24	1	17	70	194	.465	32	2	99	0	.333	3	1	8-9	124	11	3	.978



12 - Kaylea Snaer
IF - R/R - 5-9 - Fr.
Rowland Heights, Calif./Rowland HS



PROFILE

- Leads Gamecocks with 7 multi-hit games and 6 multi-RBI contests

2014	Game Highs	Career
Same.....	AB	5, at Charlotte 2/19/14
Same.....	R	2, 3x, last vs. LIU Brooklyn 2/14/14
Same.....	H	3, at Charlotte 2/19/14
Same.....	RBI	3, vs. LIU Brooklyn 2/14/14
Same.....	2B	2, vs. Maryland 2/14/14
Same.....	3B	1, vs. Maryland 2/15/14
Same.....	HR	1, 3x, last vs. LIU Brooklyn 2/14/14
Same.....	BB	2, 3x, last vs. Western Carolina-1 2/25/14
Same.....	SB	1, vs. Maryland 2/14/14

Snaer's Season-By-Season Batting Statistics

Year	Avg.	GP	GS	AB	R	H	2B	3B	HR	RBI	TB	SLG	BB	HBP	K	GDP	OBP	SF	SH	SB-ATT	PO	A	E	FLD%
2014	.370	18	18	54	13	20	5	1	3	16	36	.667	8	0	8	1	.444	1	0	1-1	117	3	1	.992



13 - Sarah Mooney
C/IF - R/R - 5-6 - Jr.
Huntersville, N.C./James Madison



PROFILE

- Catcher has six home runs on the season

2014	Game Highs	South Carolina
Same.....	AB	4, 5x, last vs. No. 19/20 Minnesota 2/28/14
Same.....	R	2 vs. Presbyterian 2/8/14
Same.....	H	3, at Charlotte 2/19/14
Same.....	RBI	3, 3x, last vs. Gardner-Webb 2/22/14
Same.....	2B	1, 2x, last vs. Maryland 2/15/14
N/A.....	3B	N/A
Same.....	HR	1, 6x, last vs. Ball State 2/28/14
Same.....	BB	2, vs. UNC Wilmington 2/23/14
Same.....	SB	1, vs. Presbyterian 2/8/14

Mooney's Season-By-Season Batting Statistics

Year	Avg.	GP	GS	AB	R	H	2B	3B	HR	RBI	TB	SLG	BB	HBP	K	GDP	OBP	SF	SH	SB-ATT	PO	A	E	FLD%
2013	.321	18	17	53	10	17	2	0	6	16	37	.698	7	1	9	0	.410	0	0	1-1	99	10	1	.991



14 - Kate Sheryk
U - R/R - 5-6 - Fr.
Homewood, Ill.
Homewood-Flossmoor HS



PROFILE

- Used as a pinch runner on 10 occasions, scoring 5 times

2014	Game Highs	Career
N/A.....	AB	N/A
Same.....	R	1, 5x, last vs. Ball State 2/28/14
N/A.....	H	N/A
N/A.....	RBI	N/A
N/A.....	2B	N/A
N/A.....	3B	N/A
N/A.....	HR	N/A
N/A.....	BB	N/A
Same.....	SB	1, at Florida Atlantic 2/16/14

Sheryk's Season-By-Season Batting Statistics

Year	Avg.	GP	GS	AB	R	H	2B	3B	HR	RBI	TB	SLG	BB	HBP	K	GDP	OBP	SF	SH	SB-ATT	PO	A	E	FLD%
2013	.000	10	0	0	5	0	0	0	0	0	0	.000	0	0	0	0	.000	0	0	1-1	0	0	0	.000

2014 SOUTH CAROLINA GAMECOCK SOFTBALL



15 - Lakyn Shull
P - R/R - 5-11 - Jr.
New Port Richey, Fla./Furman U.



PROFILE

- Made first Gamecock start vs. Western Carolina (2/25)

2014	Game Highs	South Carolina
Same.....	IP..... 6.0, vs. No. 19/20 Minnesota 2/28/14	
Same.....	K..... 6, vs. No. 19/20 Minnesota 2/28/14	
Same.....	H..... 8, vs. No. 19/20 Minnesota 2/28/14	
Same.....	R..... 5, vs. No. 19/20 Minnesota 2/28/14	
Same.....	ER..... 5, vs. No. 19/20 Minnesota 2/28/14	
2, vs. No. 19/20 Minnesota 2/28.....	BB..... 8, at No. 7/6 Missouri-2 3/30/13	

Shull's Season-By-Season Pitching Statistics

Year	ERA	W	L	App	GS	CG	SHO	CBO	SV	IP	H	R	ER	BB	SO	2B	3B	HR	BF	B/Avg	WP	HBP	IP	SFA	SHA
2013	4.80	1	0	6	0	0	0	1	0	11.2	18	8	8	10	8	3	0	1	64	.340	0	1	0	0	0
2014	5.68	0	0	4	1	0	0	1	0	12.1	15	10	10	4	11	4	0	2	56	.294	0	0	0	1	0
TOTAL	5.25	1	0	10	1	0	0	2	0	24.0	33	18	18	14	19	7	0	3	120	.317	0	1	0	1	0



16 - Effie Manahan
C/IF - R/R - 5-9 - Fr.
Brooklet, Ga./SE Bulloch HS



PROFILE

- Has not appeared in a game

2014	Game Highs	Career
N/A.....	AB.....	N/A
N/A.....	R.....	N/A
N/A.....	H.....	N/A
N/A.....	RBI.....	N/A
N/A.....	2B.....	N/A
N/A.....	3B.....	N/A
N/A.....	HR.....	N/A
N/A.....	BB.....	N/A
N/A.....	SB.....	N/A

Manahan's Season-By-Season Batting Statistics

Year	Avg.	GP	GS	AB	R	H	2B	3B	HR	RBI	TB	SLG	BB	HBP	K	GDP	OBP	SF	SH	SB-ATT	PO	A	E	FLD%
2014																								

Has Not Played



18 - Codee Yeske
IF - R/R - 5-8 - Sr.
Lexington, S.C./Presbyterian Col.



PROFILE

- Started at shortstop in every game
- Posted first SC 3-hit game vs. former team Presbyterian (2/8)
- With the bases empty, she's 8-for-17 (.471)

2014	Game Highs	South Carolina
3, 7x, last vs. No. 19/20 Minnesota 2/28.....	AB..... 5 vs. Alabama State 3/2/13	
2, 2x, last vs. Gardner-Webb 2/22.....	R..... 2, 5x, last vs. Gardner-Webb 2/22/14	
Same.....	H..... 3, vs. Presbyterian 2/8/14	
2, vs. Presbyterian 2/8.....	RBI..... 4 vs. Charlotte-1 4/24/13	
1, 2x, last vs. No. 19/20 Minnesota 2/28.....	2B.. 2, 2x, last vs. Coastal Carolina-1 4/10/13	
Same.....	3B..... 1, vs. Boston U. 2/21/14	
N/A.....	HR..... 1, 4x, last vs. Charlotte-1 4/24/13	
Same.....	BB..... 2, vs. Gardner-Webb 2/22/14	
2, vs. Presbyterian 2/8.....	SB..... 2, 2x, vs. Presbyterian 2/8/14	

Yeske's Season-By-Season Batting Statistics

Year	Avg.	GP	GS	AB	R	H	2B	3B	HR	RBI	TB	SLG	BB	HBP	K	GDP	OBP	SF	SH	SB-ATT	PO	A	E	FLD%
2012	.133	15	1	15	2	2	0	0	1	2	5	.333	1	2	7	0	.278	0	0	1-1	2	1	1	.750
2013	.264	52	50	125	23	33	9	0	3	16	51	.408	4	1	25	0	.292	0	1	6-8	68	87	10	.939
2014	.333	18	18	39	11	13	2	1	0	3	17	.436	6	2	10	0	.447	0	1	3-4	18	28	3	.939
TOTAL	.268	85	69	179	36	48	11	1	4	21	73	.408	11	5	42	0	.328	0	2	10-13	88	116	14	.936



20 - Lauren Masters
IF - R/R - 5-3 - R-Fr.
Evans, Ga./Greenbrier HS



PROFILE

- Hit first career homer vs. Ball State (2/28)

2014	Game Highs	Career
2, vs. Ball State 2/28.....	AB..... 3 at USF 3/8/13	
1, vs. Ball State 2/28.....	R..... 1, 8x, last vs. Ball State 2/28/14	
1, 2x, last vs. Ball State 2/28.....	H..... 1, 6x, last vs. Ball State 2/28/14	
Same.....	RBI..... 3, vs. Ball State 2/28/14	
N/A.....	2B.....	N/A
N/A.....	3B.....	N/A
Same.....	HR..... 1, vs. Ball State 2/28/14	
N/A.....	BB..... 2 vs. Buffalo 2/16/13	
N/A.....	SB.....	N/A

Lauren Masters' Season-By-Season Batting Statistics

Year	Avg.	GP	GS	AB	R	H	2B	3B	HR	RBI	TB	SLG	BB	HBP	K	GDP	OBP	SF	SH	SB-ATT	PO	A	E	FLD%
2013	.286	14	4	14	7	4	0	0	0	2	4	.286	5	1	4	0	.500	0	0	0-0	5	11	1	.941
2014	.400	4	0	5	1	2	0	0	1	4	5	1.000	0	0	0	0	.400	0	0	0-0	0	0	0	.000
TOTAL	.316	18	4	19	8	6	0	0	1	6	9	.474	5	1	4	0	.480	0	0	0-0	5	11	1	.941

2014 SOUTH CAROLINA GAMECOCK SOFTBALL



21 - Victoria Williams
IF - L/R - 5-6 - Fr.
Williamston, S.C./Palmetto HS



PROFILE

- Started 11 games, mostly at third base
- Hitting .462 (6-for-13) with runners in scoring position

2014	Game Highs	Career
Same.....	AB ..3, 5x, last vs. No. 19/20 Minnesota 2/28/14	2/28/14
N/A.....	R	N/A
Same.....	H2, at Florida Atlantic 2/16/14	2/16/14
Same.....	RBI3, at Florida Atlantic 2/16/14	2/16/14
Same.....	2B1, 2x, last at Florida Atlantic 2/16/14	2/16/14
N/A.....	3B	N/A
N/A.....	HR	N/A
Same.....	BB2, vs. Ball State 2/28/14	2/28/14
N/A.....	SB	N/A

Victoria Williams's Season-By-Season Batting Statistics

Year	Avg.	GP	GS	AB	R	H	2B	3B	HR	RBI	TB	SLG	BB	HBP	K	GDP	OBP	SF	SH	SB-ATT	PO	A	E	FLD%
2014	.308	13	11	26	0	8	2	0	0	6	10	.385	4	3	7	0	.455	0	0	0-0	7	14	1	.955



22 - Alaynie Page
OF - R/R - 5-6 - So.
Boiling Springs, S.C./HS



PROFILE

- Started 15 games in left field
- Gone 4-for-5 when leading off an inning

2014	Game Highs	Career
4, 3x, last vs. Ball State 2/28.....	AB4, 21x, last vs. Ball State 2/28/14	2/28/14
2, vs. LIU Brooklyn 2/14.....	R4, 2x, last vs. Massachusetts 3/8/13	3/8/13
1, 11x, last vs. Ball State 2/28.....	H3 at Stetson 2/8/13	2/8/13
2, at Charlotte 2/19.....	RBI4 vs. Michigan State 2/9/13	2/9/13
1, 3x, last vs. Michigan State 2/22.....	2B2 vs. Alabama State 3/2/13	3/2/13
N/A.....	3B1 at Campbell 3/19/13	3/19/13
N/A.....	HR1, 7x, last vs. No. 6/7 Texas 5/18/13	5/18/13
2, vs. Maryland 2/15.....	BB2, 3x, last vs. Maryland 2/15/14	2/15/14
2, vs. Western Carolina-2 2/25.....	SB ..2, 5x, last vs. Western Carolina-2 2/25/14	2/25/14

Page's Season-By-Season Batting Statistics

Year	Avg.	GP	GS	AB	R	H	2B	3B	HR	RBI	TB	SLG	BB	HBP	K	GDP	OBP	SF	SH	SB-ATT	PO	A	E	FLD%
2013	.250	59	59	188	46	47	9	1	7	36	79	.420	26	7	32	1	.360	1	2	15-18	111	4	5	.958
2014	.256	17	15	43	9	11	3	0	0	4	14	.326	4	3	8	0	.360	0	1	4-4	17	0	0	1.000
TOTAL	.251	76	74	231	55	58	12	1	7	40	93	.403	30	10	40	1	.360	1	3	19-22	128	4	5	.964



23 - Julie Sarratt
P/1B - R/R - 5-4 - R-Jr.
Gaffney, S.C./HS



PROFILE

- Posted three saves in five relief appearances

2014	Game Highs - Hitting	Career
1, vs. UNC Greensboro 2/9.....	AB5 vs. Alabama State 3/2/13	3/2/13
N/A.....	R4 vs. Alabama State 3/2/13	3/2/13
N/A.....	H3 vs. Alabama State 3/2/13	3/2/13
N/A.....	RBI5 vs. Alabama State 3/2/13	3/2/13
N/A.....	2B1, 11x, last vs. Georgia 4/12/13	4/12/13
N/A.....	3B	N/A
N/A.....	HR1, 5x, last at USF 3/8/13	3/8/13
N/A.....	BB2 at UCF 2/16/13	2/16/13
N/A.....	SB	N/A

2014	Game Highs - Pitching	Career
7.0, vs. Western Carolina-2, 2/25.....	IP8.1 at No. 23/24 Auburn, 3/20/11	3/20/11
Same.....	K10, vs. Boston U. 2/21/14	2/21/14
7, vs. Ball State 2/28.....	H11 at No. 23/24 Auburn, 3/20/11	3/20/11
7, vs. Ball State 2/28.....	R7, 2x, last vs. Ball State 2/28/14	2/28/14
5, vs. Ohio 2/8.....	ER6, 3x, last at No. 6/7 Texas, 5/18/13	5/18/13
4, 3x, last vs. Ball State 2/28.....	BB6, 2x, last vs. No. 2/3 Florida-2 5/4/13	5/4/13

Sarratt's Season-By-Season Batting Statistics

Year	Avg.	GP	GS	AB	R	H	2B	3B	HR	RBI	TB	SLG	BB	HBP	K	GDP	OBP	SF	SH	SB-ATT	PO	A	E	FLD%
2011	.250	31	20	64	3	16	4	0	2	9	26	.406	1	1	20	0	.273	0	0	0-0	35	13	0	1.000
2012																								
Did Not Play - Injured																								
2013	.263	39	37	99	10	26	7	0	3	28	42	.424	14	0	13	2	.348	2	3	0-0	148	33	5	.973
2014	.000	1	0	1	0	0	0	0	0	0	0	.000	0	0	0	0	.000	0	0	0-0	1	9	1	.909
TOTAL	.256	71	57	164	13	42	11	0	5	37	68	.415	15	1	33	2	.319	2	3	0-0	184	55	6	.976

Sarratt's Season-By-Season Pitching Statistics

Year	ERA	W	L	App	GS	CG	SHO	CBO	SV	IP	H	R	ER	BB	SO	2B	3B	HR	BF	B/Avg	WP	HBP	Ill.	SFA	SHA
2011	3.38	8	8	29	15	6	3	1	2	103.2	93	56	50	40	70	19	0	17	454	.238	1	11	0	4	9
2012																									
Did Not Play - Injured																									
2013	3.25	12	8	32	19	9	0	1	1	131.1	130	76	61	63	83	15	2	13	605	.255	6	12	0	5	16
2014	1.24	5	2	13	8	1	1	5	3	50.2	27	16	9	23	62	3	1	2	210	.153	3	7	0	0	4
TOTAL	2.94	25	18	74	42	16	4	7	6	285.2	250	148	120	126	215	37	3	32	1269	.233	10	30	0	9	29

2014 SOUTH CAROLINA GAMECOCK SOFTBALL



24 - Dana Hathorn
IF - R/R - 5-6 - Sr.
Orlando, Fla./Timber Creek HS



PROFILE

- Started 16 games, nine at second base
- Hitting .444 and reaching base at a .583 clip with runners on and two outs

2014	Game Highs	Career
4, 5x, last vs. No. 19/20 Minnesota 2/28..	AB	5 vs. Michigan State 2/10/13
2, 2x, last vs. Ball State 2/28.....	R	3, 2x, last vs. Alabama State 3/2/13
3, vs. Western Carolina-1 2/25.....	H	4 vs. Coastal Carolina-1 4/10/13
2, vs. LIU Brooklyn 2/14.....	RBI	4 vs. Winthrop 2/22/12
1, 3x, last vs. No. 19/20 Minnesota 2/28..	2B	2 vs. Winthrop 2/22/12
N/A.....	3B ..	1, 2x, last vs. George Washington 2/26/12
N/A.....	HR	1, 6x, last at Mississippi State 4/28/13
1, 5x, last vs. Ball State 2/28.....	BB	1, 34x, last vs. Ball State 2/28/14
1, vs. No. 19/20 Minnesota 2/28.....	SB	2, 3x, last at Arkansas 4/17/11

Hathorn's Season-By-Season Batting Statistics

Year	Avg.	GP	GS	AB	R	H	2B	3B	HR	RBI	TB	SLG	BB	HBP	K	GDP	OBP	SF	SH	SB-ATT	PO	A	E	FLD%
2011	.280	53	50	157	27	44	5	1	1	28	54	.344	9	2	15	0	.325	1	4	12-13	114	98	4	.981
2012	.285	55	54	165	25	47	10	1	1	24	62	.376	7	7	14	1	.341	0	1	2-5	105	80	7	.964
2013	.352	59	59	176	33	62	4	0	4	30	78	.443	13	25	21	2	.463	2	1	7-7	86	82	9	.949
2014	.273	16	16	44	9	12	3	0	0	6	15	.341	5	3	4	0	.370	2	1	1-1	14	8	2	.917
TOTAL	.304	183	179	542	94	165	22	2	6	88	209	.386	34	37	54	3	.382	5	7	22-26	319	268	22	.964



25 - Olivia Lawrence
C/1B - L/R - 5-6 - Jr.
Woodstown, N.J.
Gloucester Catholic HS



PROFILE

- Hit game-winning grand slam vs. Western Carolina (2/25)

2014	Game Highs	Career
3, vs. Western Carolina-2 2/25.....	AB	4 vs. Winthrop 2/11/12
1, 2x, last vs. Western Carolina-1 2/25...	R	5 vs. Alabama State 3/2/13
1, 2x, last vs. Western Carolina-2 2/25...	H	2, 3x, last vs. Florida International 3/3/13
Same.....	RBI	4, Western Carolina-1 2/25/14
1, vs. Western Carolina-2 2/25.....	2B ..	1, 4x, last vs. Western Carolina-2 2/25/14
N/A.....	3B	N/A
1, vs. Western Carolina-1 2/25.....	HR ..	1, 5x, last vs. Western Carolina-1 2/25/14
1, vs. Maryland 2/15.....	BB	1, 18x, last vs. Maryland 2/15/14
N/A.....	SB	N/A

Lawrence's Season-By-Season Batting Statistics

Year	Avg.	GP	GS	AB	R	H	2B	3B	HR	RBI	TB	SLG	BB	HBP	K	GDP	OBP	SF	SH	SB-ATT	PO	A	E	FLD%
2012	.157	32	17	51	3	8	2	0	1	5	13	.255	6	1	22	0	.259	0	0	0-0	80	7	6	.935
2013	.387	27	9	31	13	12	1	0	3	11	22	.710	11	5	13	0	.596	0	0	0-0	40	4	3	.936
2014	.182	13	2	11	2	2	1	0	1	6	6	.545	1	1	3	0	.308	0	0	0-0	26	0	0	1.000
TOTAL	.237	72	28	93	18	22	4	0	5	22	41	.441	18	7	38	0	.398	0	0	0-0	146	11	9	.946



33 - Nickie Blue
P - R/R - 6-1 - Fr.
Longmont, Colo./Niwot HS



PROFILE

- Tossed a complete game in the No. 3/3 Arizona State win (2/27)

2014	Game Highs	Career
Same.....	IP	7.0, vs. No. 3/3 Arizona State 2/27/14
Same.....	K ..	5, 2x, last vs. No. 3/3 Arizona State 2/27/14
Same.....	H	7, 3x, last at Florida Atlantic 2/16/14
Same.....	R	8, vs. Maryland 2/14/14
Same.....	ER	5, vs. Maryland 2/14/14
Same.....	BB	3, 3x, last vs. Ball State 2/28/14

Blue's Season-By-Season Pitching Statistics

Year	ERA	W	L	App	GS	CG	SHO	CBO	SV	IP	H	R	ER	BB	SO	2B	3B	HR	BF	B/Avg	WP	HBP	IP	SFA	SHA
2014	2.02	9	2	16	9	2	1	6	2	55.1	55	22	16	19	39	6	0	1	240	.258	4	3	0	0	4

2014 SOUTH CAROLINA GAMECOCK SOFTBALL



CAROLINA SOFTBALL STADIUM AT BECKHAM FIELD

- The latest in a long line of facility upgrades for South Carolina came online, as Carolina Softball Stadium at Beckham Field hosted its first games in the spring of 2013.
- The Gamecocks opened their brand-new facility on March 15, 2013, against defending national champion Alabama.
- All three games during opening weekend had a maximum capacity of 830 fans.
- Throwing out the first pitch on Friday night was Mitzi Beckham, who along with her husband David, continue to be honored by having the field named after them.
- Head women's basketball coach Dawn Staley and head football coach Steve Spurrier also helped out on opening weekend, throwing out first pitches on Saturday and Sunday, respectively.
- South Carolina got its first win in Carolina Softball Stadium history with a 5-0 shutout of Appalachian State on April 3, 2013.
- Carolina Softball Stadium at Beckham Field has a seating capacity near 1,300.
- The stadium sits on the same site that the Gamecock Softball team has called home since 1983.
- Home plate has been in the same spot since the beginning of the 1997 season, when the former structure was built to usher in Southeastern Conference play.
- All time, South Carolina is 533-208-2 (.719) on the site. Since being renamed Beckham Field in 1998, the Gamecocks own a 253-154 (.622) mark on the field.

In Honor of "Mac" Rumph

One of the most ardent Gamecock Softball followers, Wilber McPerry "Mac" Rumph passed away on Friday, Jan. 31 at the age of 69. A retired teacher and administrator in Orangeburg and Spartanburg District 6 schools, Rumph taught history at two North Carolina higher education institutes. A second lieutenant in the U.S. Army, Rumph served his country in Vietnam. After watching the 2011 team face Alabama, Rumph started following the Gamecocks, with his passion causing him to drive and even fly to almost every road game. His seat will have a yellow ribbon on it throughout 2014 in honor of his support of Gamecock Softball.

GAMECOCK FIRSTS AT CAROLINA SOFTBALL STADIUM

First Opponent

Alabama, the 2012 NCAA Division I Softball champs

First Game

March 15, 2013

Attendance

830, capacity for the weekend

First Pitch

7:05 p.m., a strike by Audrey Broyles

First Gamecock Out

Alabama's Haylie McCleney fouled out to South Carolina left fielder Alaynie Page. (3/15/13)

First Gamecock Baserunner

Dana Hathorn on a first-inning walk. (3/15/13)

First Gamecock Pitching Strikeout

Audrey Broyles struck out Danae Hays looking on a 1-2 pitch in the top of the second inning. (3/15/13)

First Gamecock Hit

Samie Garcia hit one to left in the third inning. (3/15/13)

First Run

Codee Yeske scored the first run in the new stadium in the Gamecock third. (3/15/13)

First RBI

Dana Hathorn singled to left in the third to score Yeske. (3/15/13)

First Gamecock Stolen Base

Dana Hathorn in the third inning. (3/15/13)

First Sacrifice Fly

Kristen Struett hit one to left center deep enough to allow Samie Garcia to score in the third. (3/15/13)

First Double Play

Alabama's Chaunsey Bell grounded into a double play, with Samie Garcia touching second and throwing to Julie Sarratt to complete it. (3/15/13)

First Gamecock Home Run

Codee Yeske pulled one out to left center to start the fifth. (3/15/13)

First Gamecock Double

Alaynie Page had a double in the fifth to center. (3/15/13)

First Gamecock Triple

Samie Garcia started the fifth vs. Appalachian State with a triple to right. (4/3/13)

First Gamecock Win

South Carolina beat Appalachian State 5-0. (4/3/13)

First Gamecock Shutout

Julie Sarratt (5 IP) and Katie Marks (2 IP) combined to shut down Appalachian State. (4/3/13)

First Gamecock Complete Game

Julie Sarratt won in six innings in the first game of a doubleheader against Coastal Carolina. (4/10/13)

First Gamecock Grand Slam

Codee Yeske blasted a grand slam in the first game of the Charlotte doubleheader. (4/24/13)