



GAMECOCK VOLLEYBALL

SOUTH CAROLINA

2017

WEEKEND OPPONENTS



Missouri (16-9, 6-4 Road, 9-3 SEC)
Carolina VB Center // Wednesday, Nov. 8

ALL-TIME SERIES

Missouri leads, 6-2 (Since 2012)

LAST MEETING

South Carolina won, 3-1, at home (11/13/16)

SERIES TRENDS

The Gamecocks' win over Missouri last season marked the team's first win over an AVCA Top 25 opponent since 2006.



Arkansas (17-8, 5-4 Home, 7-6 SEC)
Carolina VB Center // Sunday, Nov. 12

ALL-TIME SERIES

Arkansas leads, 24-12 (Since 1994)

LAST MEETING

Arkansas won, 3-0, at home (10/13/17)


SERIES TRENDS

South Carolina is just 2-5 at home against Arkansas since 2009, including a 3-1 loss in last season's home finale.

TABLE OF CONTENTS

- ✓ Quick facts, notes (pgs. 1-3)
- ✓ SEC Standings and Stats (pg. 4)
- ✓ The Last Time... (pg. 5)
- ✓ Match-by-match starters, leaders (pg. 6)
- ✓ Season/SEC Stats, Match Highs (pgs. 7-10)
- ✓ Record Book (pgs. 11-16)
- ✓ Hampton/Player bios (pgs. 17-23)

PROJECTED STARTERS



ROSTER

#	NAME	HT	POSITION	YR	EXP	HOMETOWN (LAST SCHOOL)
1	Claire Edwards	6-2	MB	So.	1L	Columbia, S.C. (River Bluff)
3	Jess Vastine	6-0	LS/OH	Fr.	HS	Tempe, Ariz. (Millenium)
5	Aubrey Ezell	5-8	DS/L	Jr.	2L	Granbury, Texas (Granbury)
6	Courtney Koehler	5-11	Setter	So.	1L	Asheville, N.C. (A.C. Reynolds)
7	Brooke Gostomski	6-0	LS/OH	Fr.	HS	Muskego, Wis. (Muskego)
8	Mikayla Shields	6-0	RS/OH	So.	1L	Orlando, Fla. (Lake Nona)
9	Ellie Popelka	6-2	MB/RS	Fr.	HS	Williamsburg, Va. (Jamestown)
10	Emma Lock	5-9	DS/L	R-So.	1L	Lee's Summit, Mo. (Lee's Summit)
11	Mikayla Robinson	6-2	MB	Fr.	HS	West Dundee, Ill. (Harvest Christian Academy)
12	Courtney Furlong	6-3	LS/OH	Jr.	2L	Oviedo, Fla. (Oviedo)
15	Jesse Turner	6-2	RS/OH	Jr.	2L	Austin, Texas (Westlake)
16	Savannah Murray	5-9	DS/L	So.	1L	St. Augustine, Fla. (Bartram Trail)
20	Alicia Starr	6-0	LS/OH	So.	1L	Blue Springs, Mo. (Blue Springs)
22	Abreia Epps	6-0	LS/OH	Sr.	1L	Columbia, S.C. (UNC-Charlotte)
23	Callie Brown	6-1	MB/RS	Jr.	2L	Summerfield, N.C. (Rockingham County)
25	Courtney McKeag	6-0	RS/OH	R-Jr.	1L	San Juan Capistrano, Calif. (San Juan Hills)

SCHEDULE (11-13, 4-8 SEC)

DATE	OPPONENT	RESULT/TIME
AUG. 25	MERCER %	W, 3-0
AUG. 26	TROY %	W, 3-0
	NORTH FLORIDA %	W, 3-0
Sept. 1	Northwestern #	L, 3-1
	UNC Wilmington #	L, 3-1
Sept. 2	(RV) Duke #	W, 3-1
SEPT. 8	EASTERN KENTUCKY & MIAMI (OHIO) &	W, 3-0
	L, 3-2	
SEPT. 9	RADFORD &	L, 3-2
Sept. 15	Georgia Southern \$	W, 3-0
Sept. 16	Texas Tech \$	L, 3-1
	Clemson \$	W, 3-0
Sept. 22	Mississippi State *	W, 3-2
SEPT. 29	LSU *	L, 3-1
OCT. 1	TENNESSEE *	W, 3-1
OCT. 6	GEORGIA	L, 3-2
Oct. 13	Arkansas *	L, 3-0
OCT. 15	OLE MISS *	L, 3-0
Oct. 18	Auburn *	W, 3-1
Oct. 22	Alabama *	L, 3-2
Oct. 27	#4 Florida *	L, 3-0
OCT. 29	AUBURN *	L, 3-1
Nov. 3	Tennessee *	W, 3-1
Nov. 5	#6 Kentucky *	L, 3-1
NOV. 8	MISSOURI *	6 P.M.
NOV. 12	ARKANSAS *	1:30 P.M.
NOV. 17	ALABAMA *	7 P.M.
Nov. 19	Texas A&M *	2 p.m.
Nov. 22	Ole Miss *	7:30 p.m.
NOV. 24	MISSISSIPPI STATE *	7 P.M.

All times are Eastern (dates and times subject to change)
Home matches in **BOLD**

% - Gamecock Invitational || & - Duke Invitational || # - Carolina Classic || \$ - Clemson Challenge || * SEC Match

GAMECOCK STAFF

Interim Head CoachDottie Hampton
Alma MaterPurdue, 1998
Overall Coaching Record (Years)17-21 (2nd)
Record at Carolina (Years)2-7 (1st)
Associate Head CoachShonda Cole
Alma MaterSouth Carolina
Year at Carolina4th
Assistant CoachAdrianna Culbert
Alma MaterColorado State
Year at Carolina1st
Head Athletic TrainerJenn Herod
Volunteer AssistantJulian Welsh-White
Director of OperationsAlyssa Taylor
Graduate AssistantMaddie Hills

QUICK FACTS

Location Columbia, S.C.
 Founded 1801
 Enrollment 32,972
 Colors Garnet (PMS 202C) & Black
 Nickname Gamecocks
 Mascot Cockey
 Affiliation NCAA Division I
 Conference Southeastern (SEC)
 President Dr. Harris Pastides
 Athletics Director Ray Tanner
 Senior Associate AD/SWA Judy Van Horn
 Home Court (Capacity) Carolina VB Center (1,600)
 2016 Record 18-12
 2016 Conference Record 6-12
 2016 Conference Finish 9th
 Starters Returning/Lost +Libero 3/3 + Libero
 Letterwinners Returning/Lost 12/5
 Newcomers 4

MEDIA INFORMATION

Director of Media Relations Steve Fink
 Asst. Director/Volleyball Contact Joe Kepler
 Office Phone (803) 777-5539
 Email keplerj@mailbox.sc.edu
 Personal Phone (716) 254-1711
 Office Fax (803) 777-2967
 Department Website GamecocksOnline.com
 Dept. Facebook /GamecocksOnline
 Dept. Twitter @GamecocksOnline
 Mailing Address 1304 Heyward St.
 Rice Athletics Center Columbia, S.C. 29208

PRONUNCIATION GUIDE

ABREIA Epps Ah-bree-Ah
 Aubrey EZELL E-Zell
 Brooke GOSTOMSKI Gahs-tom-skee
 Courtney KOEHLER Kay-ler
 Courtney MCKEAG Mc-KEG
 Ellie POPELKA Po-PELL-ka
 Jess VASTINE Vass-Tyne

ABBREVIATIONS

When needing to abbreviate South Carolina for your scoreboard or broadcast boxes, the preferred abbreviations are S. Carolina or SC. Please refrain from using USC or SCAR when referring to the University of South Carolina. Proper logos and wordmarks can be emailed for use by any media outlet upon request. Thank you.

SOCIAL MEDIA



Twitter/Snapchat/Instagram @GamecockVolley
 Facebook /GamecockVolleyball

ON THE AIR



TV ESPNU
 Play by Play Tiffany Greene
 Color Missy Whittemore

NOTEWORTHY

SCOUTING MISSOURI

Missouri has righted the ship since going 7-6 in non-conference play, entering Wednesday's match with a 16-9 overall mark. The Tigers have leaned on one of the top blocking defenses in the country to turn things around in SEC play, as their 2.99 blocks per set are tops in the conference and rank seventh nationally. Sophomore Alyssa Munlyn keys that effort with 1.53 blocks per set (seventh-best nationally), and also hits .391 with 2.12 kills per set on offense. The Tiger offense boasts five players with 150 kills or more this season, but nagging injury problems for top hitter Melanie Crow has been a setback for the team. Crow, who hit .254 and averaged 3.97 kills and 0.43 aces per set in 2016, has seen those averages drop to 2.39 and 0.17, respectively, in 2017. Freshman Lektor Member-Meneh has picked up some slack offensively, averaging a team-high 2.72 kills per set while hitting .307 in SEC matches.

TALE OF THE TAPE

SOUTH CAROLINA	CATEGORY	MISSOURI
2957	Attacks	3131
.229	Hitting Percentage	.240
12.13	Kills Per Set	12.96
11.41	Assists Per Set	12.03
13.46	Digs Per Set	13.54
2.20	Blocks Per Set	2.99
1.16	Aces Per Set	1.11

SCOUTING ARKANSAS

The Razorbacks have already matched their highest win total since 2012 with five matches still to play, coming out of the weekend at 17-8 overall and 7-6 in the SEC. A big reason for the turnaround has been the return of All-Region outside hitter Pilar Victoria. The senior missed last season with an injury, but has returned to lead the nation with 5.67 kills per set with an equally impressive .278 hitting percentage despite accounting for 39 percent of the team's total attacks. Her experience has been important, as the team is made up of 11 freshmen and sophomores. One freshman, Hailey Dirrgl, has been heating up in the last month, averaging 3.50 kills per set since Sept. 27, including 13 against the Gamecocks in Arkansas' 3-0 win on Oct. 13. Defensively, the Hogs average 2.04 blocks per set, led by Kelly O'Brien's 1.02. Libero Okiana Valle leads the team with 3.54 digs per set, but Arkansas has five different players who average 1.60 digs or more per set.

TALE OF THE TAPE

SOUTH CAROLINA	CATEGORY	ARKANSAS
2957	Attacks	3131
.229	Hitting Percentage	.240
12.13	Kills Per Set	12.96
11.41	Assists Per Set	12.03
13.46	Digs Per Set	13.54
2.20	Blocks Per Set	2.99
1.16	Aces Per Set	1.11

LAST TIME VS. ARKANSAS...

South Carolina fell in straight sets in Fayetteville on Oct. 13. The Gamecock offense hit just .091 for the match, with 19 hitting errors. Errors would be the x-factor for the match, as Carolina combined for 35 total errors on the night (19 hitting, six on service, four on serve receive, four on block attempts, two on sets) compared to 20 total errors for Arkansas. The Razorbacks hit .327 in the match, led by 13 kills apiece by Pilar Victoria and Hailey Dirrgl.

WEEKEND NOTABLES (@TENNESSEE/@KENTUCKY)

- South Carolina finished with 69 kills and hit .321 at Tennessee. The 69 kills are a season high, and the hitting percentage is the highest of the SEC season and the best since Sept. 16 at Clemson.
- Thanks to 10 kills from Courtney Furlong at Tennessee, the team had a left side hitter hit 10 or more kills in a match for the first time since facing LSU on Sept. 29, a span of eight matches.
- Courtney Kohler's 54 assists against Tennessee are a personal best. In total, the sophomore averaged 13 assists per set in the two meetings with Tennessee this season, up from her season average of 9.41.
- Kentucky entered the match hitting .314 as a team, but the Gamecocks limited them to a .215 success rate before the fourth set barrage. South Carolina wasn't able to score points off serve or on the block, getting just one ace and six blocks compared to eight aces and 10 blocks for Kentucky.
- Courtney McKeag made her first career start at Tennessee, and finished with a career-high seven digs.
- Courtney Koehler broke the program's sophomore assist record on Sunday, now with 869 so far this season.
- With a solo block in the first set at Kentucky, Mikayla Robinson moved into second for most solo blocks by a freshman in the program's rally scoring era, with 14.

SHIELD-BEARER

Mikayla Shields is following up a record-breaking freshman season with an even better sophomore campaign in 2017. The Orlando, Fla. native has upped her kills per set from 3.25 to 3.55, and already surpassed her entire 2016 total for digs and ranks second on the team with a 2.54 average per set. Through 24 matches, she has nine double-doubles, the sixth-most of any SEC player.

NOTEWORTHY

AN ACE FOR THE AGES

Thanks to her team-high 41 aces so far this season, junior Aubrey Ezell became the first player in the rally-scoring era (since 2001) to eclipse 100 aces, and the first player to reach 100 since Megan Hosp in 2002. In the win over Tennessee on Oct. 1, Ezell reached an even more impressive milestone. She recorded her 117th career ace, moving her into 10th place in program history. She is the first Gamecock to crack the top 10 since 2002. Currently, the Granbury, Texas native leads the SEC with her 41 aces, and ranks 22nd nationally with 0.45 per set.

ROBINSON CHASING BLOCK RECORDS IN NOVEMBER

The Gamecocks knew they had a gem with the arrival of consensus top-25 recruit Mikayla Robinson this summer, and the freshman middle has developed into one of the top young blockers in the conference. She leads all SEC freshmen with 1.02 blocks per set, which also ranks her in the top 200 nationally. On a team level, her 93 total blocks are 34 more than any other Gamecock and are five away from matching the program's freshman record, set in 2007. Also, her 14 solo blocks already ranks sixth in the rally-scoring era for a single season. She hasn't just been strong defensively, as her 2.32 kills per set rank second on the team and she leads the way with a .310 hitting percentage.

TRENDING TOPICS

Over the last five matches...

- The Gamecocks are 1-4, with four of those matches on the road
- The offense is hitting .188, opponents average 13.4 kills per set and hitting .230.
- Mikayla Robinson has stepped up her game, with a .278 hitting percentage, 2.20 kills and 1.20 blocks per set.
- The service game has been low-risk, low-reward, with just 13 aces (0.65 per set) but also just 35 errors (91.6 percent). Opponents, however, are averaging 1.50 aces per set in the same stretch.

IRON WOMAN

Aubrey Ezell is on an impressive streak for the Gamecocks. The junior libero has not missed a single set in her career, entering the weekend on a stretch of 85 straight matches played (312 sets). Currently, her 312 total sets played rank 19th in the program's rally-scoring era, but no other player in this era have played in as many consecutive sets.

WHEN THE GAMECOCKS WIN...

- The team is out-hitting the opposition .313 to .178, and committing 1.64 fewer attack errors per set than in losses.
- Physicality at the net has been the biggest key to winning and losing. In 11 wins, the team averages 2.46 blocks per set while opponents have just 1.32.
- The offense features the middle attackers much more in wins. Starting middles Mikayla Robinson and Claire Edwards combine for 4.75 kills and hit .389 in wins, but just 3.54 with a .199 percentage in losses.

WHEN THE GAMECOCKS LOSE...

- The offense is hitting just .166 in losses, and the defense is allowing opponents to hit .234. Only one of Carolina's top five hitters are above .240 through the team's 13 losses.
- Unforced errors have been the cause for the team's lower hitting rate. The Gamecocks have made 181 unforced (unblocked) attack errors in the 13 losses, compared to 99 in 11 wins.
- Sunday at Kentucky marked the 18th time this season that the Gamecocks won the first set in a match. This year, the team has a 9-9 record when winning the first set, after going 16-1 last season.

HOME-COURT ADVANTAGE

With 11 home matches in the books, four now rank among the program's top 10 crowds of all time. In the latest rankings, the Gamecocks come in at No. 31 nationally for cumulative attendance, fifth in the SEC.

ALL-TIME TOP 10 HOME CROWDS

RANK	CROWD	OPPONENT (DATE)	SCORE	W/L
1.	2,041	Clemson (9/4/2016)	3-1	W
2.	1,925	Mercer (8/25/2017)	3-0	W
3.	1,820	Miami (Ohio) (9/8/17)	3-2	L
4.	1,819	Tennessee (9/28/2016)	3-2	W
5.	1,807	Ole Miss (9/26/2014)	3-2	W

6.	1,804	North Florida (8/26/2017)	3-0	W
7.	1,802	Radford (9/9/2017)	3-2	L
8.	1,793	Florida (9/21/2001)	2-3	L
9.	1,743	Kentucky (10/2/2016)	1-3	L
10.	1,711	Gardner-Webb (8/29/2014)	3-0	W

MILESTONE TRACKER

Here are some stats to track heading into the week...

PLAYER	MILESTONE	CURRENT TOTAL	NEEDED
Aubrey Ezell	Enter Top 5 for Single-Season Digs	413	1
	Enter Top 5 for Single-Season Aces	41	6
	Junior Dig Record	413	1
	2000 Career Assists	1995	5
	Enter Career Assist Top 10	1995	45
	Enter Career Dig Top 10	940	61
Mikayla Robinson	Move up to 7th in Career Aces	129	1
	Enter Top 5 for Single-Season Solo Blocks	14	1
	Freshman Total Blocks Record	93	5
	Enter Top 5 for Single-Season Block Assists	79	16
Mikayla Shields	Enter Top 5 for Single-Season Solo Blocks	13	2
	700 Career Kills*	668	32
Courtney Koehler	Enter Top 5 for Single-Season Assists	869	200

* - Only one other sophomore passed 700 career kills in the rally-scoring era, which was current coach Shonda Cole (in 2004)

ALL-TIME RECORDS

- South Carolina holds a 795-625 (.561) all-time record, dating back to 1973.
- The Gamecocks joined the SEC for volleyball in 1991, and have an all-time conference record of 183-258 (.417).
- In matches in the Carolina Volleyball Center, Carolina 189-108 (.638) overall and 94-91 (.511) in SEC matches.
- Dottie Hampton was elevated to interim head coach on Oct. 4, 2017, she is the 12th head coach in program history. She earned her first win as the interim on Oct. 18 at Auburn.

THE SUMMER OF SHIELDS

Sophomore Mikayla Shields expanded her skills over the summer thanks to a stint with Team U.S.A. In April, she was named to the junior national team roster, and won gold with the team at the U20 Pan American Cup in Costa Rica. She was also invited to training camp for the FIVB U20 World Championships, but did not make the 12-woman roster. Shields is the first Gamecock to earn experience on the national team since 2006, when current assistant coach Shonda Cole competed for the U.S.A. National A2 Team in 2005 and 2006.



SOUTHEASTERN CONFERENCE STANDINGS (11/6)

	SEC	Pct.	All	Pct.	Home	Away	Neutral	Last 10	Streak
Florida	12-1	.923	20-1	.952	11-1	7-0	2-0	9-1	W6
Kentucky	11-1	.917	20-3	.870	11-1	6-2	3-0	9-1	W1
Missouri	9-3	.750	16-9	.640	4-2	6-4	6-3	8-2	W4
LSU	8-5	.615	17-7	.708	6-2	6-5	5-0	6-4	L1
Arkansas	7-6	.538	17-8	.680	9-2	5-4	3-2	6-4	W1
Georgia	7-6	.538	17-9	.654	9-4	6-3	2-2	6-4	W2
Auburn	6-6	.500	13-8	.619	5-4	5-3	3-1	4-6	W2
Ole Miss	6-7	.462	15-11	.577	10-6	4-4	1-1	4-6	W1
Alabama	4-8	.333	16-10	.615	8-3	5-6	3-1	4-6	L2
South Carolina	4-8	.333	11-13	.458	5-6	5-4	1-3	3-7	L1
Tennessee	4-9	.308	11-11	.500	8-4	2-6	1-1	3-7	L2
Texas A&M	4-9	.308	7-13	.350	5-7	1-6	1-0	3-7	L3
Mississippi State	0-13	.000	9-19	.321	5-9	1-8	3-2	0-10	L13

RECORD BREAKDOWN

Overall	11-13	Winning set two	9-1	Hitting equal	0-0
Conference	4-8	Losing set two	2-13	More assists than opposition	9-3
vs. Ranked Teams	0-0	Winning set three	10-2	Less assists than opposition	1-10
Home	5-6	Losing set three	1-11	Assists equal	1-0
Away	5-4	Winning set four	4-2	More aces than opposition	2-4
Neutral	1-3	Losing set four	1-8	Less aces than opposition	6-9
August	3-0	Three-set matches	6-3	Aces equal	3-0
September	5-6	Four-set matches	4-6	More service errors than opposition	6-4
October	2-6	Five-set matches	1-4	Less service errors than opposition	4-7
November	1-1	More kills than opposition	9-1	Service errors equal	1-2
December	0-0	Less kills than opposition	2-11	More digs than opposition	9-2
Sundays	1-4	Kills equal	0-1	Less digs than opposition	1-10
Monday	0-0	More hitting errors than opposition	2-6	Digs equal	1-1
Tuesday	0-0	Less hitting errors than opposition	9-6	More total blocks than opposition	9-7
Wednesday	1-0	Hitting errors equal	0-1	Less total blocks than opposition	2-6
Thursday	0-0	More attacks than opposition	3-4	Total blocks equal	0-0
Friday	5-7	Less attacks than opposition	8-8	Wearing Garnet	1-3
Saturday	4-2	Attacks equal	0-1	Wearing Black	5-3
Winning set one	9-9	Out-hitting opposition	10-3	Wearing White	4-7
Losing set one	2-4	Out-hit by opposition	1-10	Wearing Pink	1-0

SEC/NCAA STATISTICAL RANKINGS (11/6)

NCAA Team Rankings			NCAA Individual Rankings				SEC Team Rankings (SEC Only)		
Category	Figure	Rank	Stat	Athlete	Figure	Rank	Category	Figure	Rank
Hitting Percentage	.229	84th	Kills/Set	Mikayla Shields	3.55	124th	Hitting Percentage	.197	9th
Opp. Hitting Percentage	.210	206th	Hitting Pct.	-	-	-	Opp. Hitting Percentage	.229	10th
Assists/Set	11.41	206th	Assists/Set	Courtney Koehler	9.45	129th	Assists/Set	11.00	11th
Kills/Set	12.13	217th	Blocks/Set	Mikayla Robinson	1.02	177th	Kills/Set	11.67	11th
Blocks/Set	2.20	104th	Aces/Set	Aubrey Ezell	0.45	22nd	Blocks/Set	1.91	10th
Service Aces/Set	1.16	208th	Digs/Set	Aubrey Ezell	4.49	100th	Service Aces/Set	0.94	11th
Digs/Set	13.45	277th	Points/Set	Mikayla Shields	4.05	126th	Digs/Set	13.46	9th

SEC Team Rankings (Overall)			SEC Individual Top-10 Rankings (Overall)				SEC Individual Rankings (SEC Only)			
Category	Figure	Rank	Stat	Athlete	Figure	Rank	Stat	Athlete	Figure	Rank
Hitting Percentage	.229	7th	Kills/Set	Mikayla Shields	3.55	5th	Kills/Set	Mikayla Shields	3.35	7th
Opp. Hitting Percentage	.210	10th	Hitting Pct.	-	-	-	Hitting Pct.	-	-	-
Assists/Set	11.41	10th	Assists/Set	Courtney Koehler	9.45	7th	Assists/Set	Courtney Koehler	9.42	7th
Kills/Set	12.13	11th	Blocks/Set	-	-	-	Blocks/Set	-	-	-
Blocks/Set	2.20	8th	Aces/Set	Aubrey Ezell	0.45	2nd	Aces/Set	Aubrey Ezell	0.33	5th
Service Aces/Set	1.16	9th	Digs/Set	Aubrey Ezell	4.49	5th	Digs/Set	Aubrey Ezell	4.54	3rd
Digs/Set	13.45	11th	Points/Set	Mikayla Shields	4.05	7th	Points/Set	Mikayla Shields	3.76	8th

THE LAST TIME THE TEAM...

Lost the first game in a win	Sept. 22, 2017 (at Mississippi State)
Lost the first 2 games in a win	Nov. 4, 2016 (at Mississippi State)
Was down 2-1 in a win	Nov. 4, 2016 (at Mississippi State)
Won the first game in a loss	Nov. 5, 2017 (at Kentucky, 3-1)
Won the first two games in a loss	Sept. 7, 2013 (vs. Winthrop)
Was up 2-1 in a loss	Oct. 22, 2017 (at Alabama)
Beat a ranked opponent	Nov. 13, 2016 (vs. #21 Missouri, 3-1)
	<i>Previous: Sept. 17, 2006 (vs. #6 Florida, 3-1)</i>
Beat a top-10 opponent	Sept. 17, 2006 (vs. #6 Florida, 3-1)
Started a season 8-0	2016 (12-0)
	<i>Previous (2012, started 13-0)</i>
Opponent with < 40 points in a match*	Sept. 17, 2016 (vs. Gardner-Webb, 38)
	<i>Previous: Aug. 30, 2013 (vs. S.C. State, 36)</i>
Opponent with < 10 points in a set*	Sept. 9, 2016 (vs. Buffalo, 7)
	<i>Previous: Aug. 30, 2013 (vs. S.C. State, 9)</i>
Opponent with < 15 points in a set*	Sept. 29, 2017 (LSU, 15)
Longest SEC Win Streak	Sept. 27 - Oct. 25, 2002 (9)
Ranked in the top-25	Dec. 5, 2002
Highest ranking	18th (Nov. 22, 2002)

KILLS/ATTACKS

75 or more kills	Nov. 11, 2007 (at Tennessee, 82)
85 or more kills	Nov. 2, 2007 (vs. Arkansas, 85)
95 or more kills	Nov. 7, 1986 (vs. North Carolina State, 99)
200 or more attacks	Nov. 13, 2010 (vs. Mississippi St., 220)
225 or more attacks	Nov. 11, 2007 (at Tennessee, 241)
Opponent had less than 20 kills	Aug. 30, 2013 (vs. S.C. State, 16)

DIGS

80+ digs	Oct. 22, 2017 (at Alabama, 80)
90+ digs	Nov. 19, 2014 (at Tennessee, 91)
100+ digs	Sept. 10, 2011 (at College of Charleston, 101)

15+ blocks
20+ blocks
Outblocked and won

10+ aces
15+ aces
20+ aces

BLOCKS

Oct. 3, 2016 (vs. Kentucky, 15.0)
Sept. 8, 2006 (vs. St. John's, 20.0)
Nov. 3, 2017 (at Tennessee, 4.0-3.0)

ACES

Sept. 8, 2017 (vs. Miami (Ohio), 10)
Sept. 18, 2003 (vs. Santa Clara, 15)
Sept. 6, 1991 (vs. Jacksonville, 22)

HITTING PERCENTAGE

Hit over .300 10 times in a season	2016 (11 times)
	<i>Previous: 2012 (13 times)</i>
Hit over .300	Nov. 3, 2017 (at Tennessee, .321)
Hit over .400	Sept. 16, 2017 (vs. Mercer, .406)
Hit over .500	Nov. 23, 2008 (vs. Mississippi State, .536)
Opponent hit over .300	Oct. 13, 2017 (Arkansas, .327)
Opponent hit over .350	Nov. 11, 2016 (at Florida, .354)
Opponent hit over .450	Nov. 26, 2014 (Florida, .450)
Opponent hit less than .100	Sept. 22, 2017 (Mississippi State, .079)
Hit less than .100	Oct. 27, 2017 (Florida, .066)
Hit less than .200	Oct. 15, 2017 (Ole Miss, .168)
Hit less than .200 and won	Aug. 26, 2016 (at College of Charleston, .168)
Hit less than .150 and won	Nov. 7, 2004 (vs. Arkansas, .138)
Outhit the opponent and lost	Oct. 22, 2017 (at Alabama)
Was outhit and won	Oct. 1, 2017 (vs. Tennessee)
Opponent w/ negative total hitting %	Sept. 21, 2013 (vs. Presbyterian, -.011)

ASSISTS

Nov. 2, 2007 (vs. Arkansas, 80)
Nov. 7, 1986 (vs. North Carolina St., 95)
N/A

* In a standard 25-point game, best-of-five match

THE LAST TIME A GAMECOCK HAD...

KILLS

Five players with 10+ kills	Aug. 24, 2012 (vs. East Tennessee State)
Three players with 15+ kills	Sept. 5, 2008 (at Rhode Island)
Two players with 20+ kills	Oct. 18, 2015 (at Tennessee)
No player w/10+ kills	Oct. 13, 2016 (at Arkansas)
20 or more kills	Nov. 3, 2017 (Mikayla Shields, 23 at Tennessee)
25 or more kills	Sept. 8, 2017 (Mikayla Shields, 26 vs. Miami (Ohio))
30 or more kills	Sept. 6, 2013 (Juliette Thevenin, 30 at Clemson)
20+ kills and 20+ digs	Sept. 6, 2014 vs. Furman (Taylr McNeil, 22 kills, 23 digs)
Had a triple-double	Sept. 16, 2005 vs. Houston (Iris Santos, 12 K, 57 A, 13 D)
Three players with a double-double	Sept. 1, 2017 (vs. UNCW)
	(Mikayla Shields 24K, 17D; Courtney Koehler 30A, 10D; Aubrey Ezell 17A, 15D)

ATTACKS

50 or more attempts	Sept. 8, 2017 (Mikayla Shields, 51 vs. Miami)
60 or more attempts	Oct. 4, 2013 (Juliette Thevenin, 61 vs. Arkansas)
70 or more attempts	Sept. 6, 2013 (Juliette Thevenin, 73 at Clemson)

DIGS

Five players with 10+ digs	Sept. 1, 2017 (vs. UNCW)
Three players with 15+ digs	Sept. 1, 2017 (vs. UNCW)
	<i>Previous: Sept. 6, 2014 (vs. Furman)</i>
Two players with 20+ digs	Sept. 22, 2017 at Mississippi State (Mikayla Shields, 20 / Aubrey Ezell, 21)
	<i>Previous: Sept. 6, 2014 vs. Furman</i>
20 or more digs	Nov. 3 (Aubrey Ezell, 20 at Tennessee)
25 or more digs	Oct. 18 (Aubrey Ezell, 25 at Auburn)
30 or more digs	Nov. 23, 2014 (M. Christiaansen, 33 at Georgia)

10 or more total blocks
15 or more total blocks
3+ solo blocks
5+ solo blocks

3 or more aces
5 or more aces
6+ aces
7+ aces

.400 hitting percentage
.500 hitting percentage
.600 hitting percentage
.700 hitting percentage
.800 hitting percentage

50 or more assists
60 or more assists
70 or more assists
80+ assists
Two players with 20+ assists

BLOCKS

Oct. 3, 2016 (Alicia Starr, 11 vs. Kentucky)
Sept. 6, 1991 (Libby Ralston, 16 vs. Jacksonville)
Oct. 15, 2017 (Claire Edwards, 3 vs. Ole Miss)
Sept. 11, 2010 (Teresa Stenlund, 5 vs. Lipscomb)

ACES

Oct. 29, 2017 (Aubrey Ezell, 3 vs. Auburn)
Sept. 9, 2017 (Aubrey Ezell, 5 vs. Radford)
Sept. 8, 2017 (Aubrey Ezell, 6 vs. Miami (Ohio))
Sept. 7, 2002 (Megan Hosp, 8 vs. Creighton)

HITTING PERCENTAGE (Min. 10 Kills)

Nov. 3, 2017 (Mikayla Robinson, .419 at Tennessee)
Oct. 22, 2017 (Mikayla Robinson, .500 at Alabama)
Sept. 17, 2016 (Mikayla Shields, .638 vs. William & Mary)
Nov. 8, 2008 (Darian Dozier, .708 at Alabama)
Aug. 25, 2017 (Mikayla Robinson, .846 vs. Mercer)
<i>Previous: Sept. 17, 1983 (Lori Rowe, .870 vs. Appalachian St.)</i>

ASSISTS

Nov. 3, 2017 (Courtney Koehler, 54 at Tennessee)
Oct. 18, 2015 (Aubrey Ezell, 62 at Tennessee)
Sept. 24, 2000 (Megan Hosp, 72 vs. Arkansas)
Nov. 12, 1988 (Correll, 84 vs. G. Washington)
Oct. 28, 2016 (Courtney Koehler 23 / Aubrey Ezell 36 vs. LSU)

Box scores are only available from 1993 to the present. Limited historical records prior to 1993 were used to aid in the composition of team match records as well.

MATCH-BY-MATCH STARTERS

DATE	OPPONENT	W/L	MB	MB	LS/OH	LS/OH	RS/OH	SETTER	LIBERO
8/25	Mercer	W, 3-0	Edwards	Robinson	Furlong	Starr	Shields	Koehler	Ezell
8/26	Troy	W, 3-0	Edwards	Robinson	Gostomski	Starr	Shields	Koehler	Ezell
8/26	North Florida	W, 3-0	Edwards	Robinson	Furlong	Starr	Shields	Koehler	Ezell
9/1	Northwestern	L, 3-1	Edwards	Robinson	Furlong	Starr	Shields	Koehler	Ezell
9/1	UNCW	L, 3-1	Starr	Robinson	Furlong	Lock	Shields	Koehler	Ezell
9/2	Duke	W, 3-1	Starr	Robinson	Epps	Lock	Shields	Koehler	Ezell
9/8	Eastern Kentucky	W, 3-0	Edwards	Robinson	Vastine	Starr	Shields	Koehler	Ezell
9/8	Miami (Ohio)	L, 3-2	Starr	Robinson	Furlong	Vastine	Shields	Koehler	Ezell
9/9	Radford	L, 3-2	Starr	Robinson	Furlong	Epps	Shields	Koehler	Ezell
9/15	Georgia Southern	W, 3-0	Edwards	Robinson	Vastine	Starr	Shields	Koehler	Ezell
9/16	Texas Tech	L, 3-1	Edwards	Robinson	Vastine	Starr	Lock	Koehler	Ezell
9/16	Clemson	W, 3-0	Edwards	Robinson	Vastine	Starr	Shields	Koehler	Ezell
9/22	Mississippi State	W, 3-2	Edwards	Robinson	Vastine	Starr	Shields	Koehler	Ezell
9/29	LSU	L, 3-1	Edwards	Robinson	Lock	Starr	Shields	Koehler	Ezell
10/1	Tennessee	W, 3-1	Edwards	Robinson	Vastine	Starr	Shields	Koehler	Ezell
10/6	Georgia	L, 3-2	Edwards	Robinson	Vastine	Starr	Shields	Koehler	Ezell
10/13	Arkansas	L, 3-0	Edwards	Robinson	Vastine	Starr	Shields	Koehler	Ezell
10/15	Ole Miss	L, 3-0	Edwards	Robinson	Vastine	Starr	Shields	Koehler	Ezell
10/18	Auburn	W, 3-1	Edwards	Robinson	Vastine	Starr	Shields	Koehler	Ezell
10/22	Alabama	L, 3-2	Edwards	Robinson	Vastine	Starr	Shields	Koehler	Ezell
10/27	#4 Florida	L, 3-0	Edwards	Robinson	Vastine	Starr	Shields	Koehler	Ezell
10/29	Auburn	L, 3-1	Edwards	Robinson	Vastine	Furlong	Shields	Koehler	Ezell
11/3	Tennessee	W, 3-1	Edwards	Robinson	McKeag	Furlong	Shields	Koehler	Ezell
11/5	#6 Kentucky	L, 3-1	Edwards	Robinson	McKeag	Furlong	Shields	Koehler	Ezell

MATCH-BY-MATCH INDIVIDUAL LEADERS

DATE	OPPONENT	W/L	HIGH KILLS	HIGH ASSISTS	HIGH ACES	HIGH DIGS	HIGH BLOCKS
8/25	Mercer	W	Robinson (12)	Koehler (30)	Shields (2)	Ezell (19)	Edwards (3)
8/26	Troy	W	Robinson (10)	Koehler (32)	Three with (1)	Ezell (7)	Robinson (4)
8/26	North Florida	W	Furlong (10)	Koehler (35)	Lock (2)	Ezell (14)	Edwards (7)
9/1	Northwestern	L	Shields (14)	Koehler (35)	Edwards, Gostomski (1)	Ezell (18)	Edwards (6)
9/1	UNCW	L	Shields (24)	Koehler (30)	Lock (2)	Shields (17)	Shields, Starr (4)
9/2	Duke	W	Shields (26)	Koehler (47)	Four with (1)	Ezell (18)	Starr (7)
9/8	Eastern Kentucky	W	Shields (12)	Koehler (40)	Ezell (5)	Ezell (18)	Robinson (6)
9/8	Miami (Ohio)	L	Shields (26)	Koehler (42)	Ezell (6)	Ezell (22)	Three with (2)
9/9	Radford	L	Shields, Robinson (14)	Koehler (37)	Ezell (5)	Ezell (19)	Robinson (3)
9/15	Georgia Southern	W	Three with (9)	Koehler (30)	Edwards, Ezell (2)	Ezell (14)	Robinson (5)
9/16	Texas Tech	L	Edwards (13)	Koehler (32)	Vastine, Ezell (2)	Ezell (25)	Edwards (6)
9/16	Clemson	W	Shields (10)	Koehler (27)	Ezell (2)	Ezell (7)	Robinson (7)
9/22	Mississippi State	W	Shields (15)	Koehler (43)	Koehler (2)	Ezell (21)	Starr (5)
9/29	LSU	L	Starr, Shields (10)	Koehler (40)	Gostomski (2)	Ezell (20)	Three with (2)
10/1	Tennessee	W	Shields (21)	Koehler (50)	Ezell (2)	Ezell (25)	Robinson (4)
10/6	Georgia	L	Shields (17)	Koehler (32)	Koehler, Ezell (3)	Ezell (18)	Robinson (6)
10/13	Arkansas	L	Shields (8)	Koehler (23)	Edwards (1)	Shields (10)	Koehler, Robinson (3)
10/15	Ole Miss	L	Robinson (10)	Koehler (29)	Five with (1)	Ezell (17)	Edwards (5)
10/18	Auburn	W	Robinson, Shields (13)	Koehler (41)	Koehler (2)	Ezell (25)	Robinson (5)
10/22	Alabama	L	Shields (19)	Koehler (49)	Ezell (3)	Ezell (18)	Robinson (5)
10/27	#4 Florida	L	Epps (7)	Koehler (17)	Ezell (1)	Ezell (13)	Robinson (3)
10/29	Auburn	L	Shields (17)	Koehler (33)	Ezell (3)	Ezell (17)	Robinson (9)
11/3	Tennessee	W	Shields (23)	Koehler (54)	Four with (1)	Ezell (20)	Robinson (3)
11/5	#6 Kentucky	L	Epps, Robinson (10)	Koehler (41)	Shields (1)	Ezell (16)	Robinson (4)

SEASON STATISTICS

Overall record: 11-13 Conf: 4-8 Home: 5-6 Away: 5-4 Neutral: 1-3

#	Player	sp	Attack				pct	Set		Serve			Dig		Blocking					points		
			k	k/s	e	ta		a	a/s	sa	se	sa/s	re	dig	dig/s	bs	ba	total	blk/s		be	bhe
8	Mikayla Shields	92	327	3.55	105	805	.276	20	0.22	11	34	0.12	16	234	2.54	13	44	57	0.62	10	3	373.0
11	Mikayla Robinson	91	211	2.32	76	436	.310	4	0.04	0	0	0.00	1	8	0.09	14	79	93	1.02	5	0	264.5
20	Alicia Starr	76	138	1.82	51	421	.207	16	0.21	3	12	0.04	13	93	1.22	5	42	47	0.62	6	0	167.0
1	Claire Edwards	77	135	1.75	53	331	.248	2	0.03	11	33	0.14	0	31	0.40	11	48	59	0.77	3	2	181.0
22	Abreia Epps	61	105	1.72	61	324	.136	2	0.03	0	0	0.00	5	22	0.36	0	11	11	0.18	6	0	110.5
6	Courtney Koehler	92	73	0.79	12	173	.353	869	9.45	17	17	0.18	0	165	1.79	9	29	38	0.41	9	23	113.5
12	Courtney Furlong	53	72	1.36	50	264	.083	4	0.08	3	1	0.06	6	48	0.91	4	27	31	0.58	5	0	92.5
3	Jess Vastine	64	34	0.53	20	133	.105	17	0.27	7	7	0.11	17	85	1.33	0	9	9	0.14	1	0	45.5
7	Brooke Gostomski	35	11	0.31	4	26	.269	2	0.06	7	5	0.20	5	27	0.77	0	1	1	0.03	0	0	18.5
23	Callie Brown	6	3	0.50	2	11	.091	0	0.00	0	0	0.00	0	0	0.00	0	3	3	0.50	0	0	4.5
5	Aubrey Ezell	92	2	0.02	3	17	-.059	102	1.11	41	67	0.45	22	413	4.49	0	0	0	0.00	0	6	43.0
10	Emma Lock	64	2	0.03	3	9	-.111	11	0.17	7	12	0.11	11	74	1.16	0	0	0	0.00	0	0	9.0
15	Jesse Turner	2	2	1.00	0	4	.500	0	0.00	0	1	0.00	0	0	0.00	0	0	0	0.00	0	0	2.0
25	Courtney McKeag	15	1	0.07	0	3	.333	0	0.00	0	2	0.00	2	15	1.00	0	0	0	0.00	0	0	1.0
16	Savannah Murray	14	0	0.00	0	0	.000	1	0.07	0	1	0.00	2	23	1.64	0	0	0	0.00	0	0	0.0
SOUTH CAROLINA		92	1116	12.13	440	2957	.229	1050	11.41	107	192	1.16	135	1238	13.46	56	293	202.5	2.20	45	34	1425.5
Opponents		92	1160	12.61	507	3111	.210	1070	11.63	135	215	1.47	107	1211	13.16	43	235	160.5	1.74	40	21	1455.5

Team Statistics	SC	OPP	Date	Opponent	Score	Score by set	Att.	
ATTACK								
Kills	1116	1160	#Aug 25	MERCER	w 3-0	25-17,26-24,25-19	1925	
Errors	440	507	#Aug 26	TROY	w 3-0	25-18,25-20,25-22	1315	
Total Attacks	2957	3111	#Aug 26	NORTH FLORIDA	w 3-0	25-19,25-22,25-17	1804	
Attack Pct	.229	.210	\$Sept 1	vs Northwestern	L 1-3	25-13,18-25,18-25,19-25	107	
Kills/Set	12.1	12.6	\$Sept 1	vs UNCW	L 1-3	25-17,21-25,21-25,26-28	212	
SET								
Assists	1050	1070	\$Sept 2	at Duke	w 3-1	19-25,25-20,25-21,25-16	808	
Attempts	2952	3067	&Sep 08	EASTERN KENTUCKY	w 3-0	25-20,25-19,26-24	1315	
Assist Pct	.356	.349	&Sep 08	MIAMI (OHIO)	L 2-3	25-21,20-25,25-15,22-25,11-15	1820	
Assists/Set	11.4	11.6	&Sep 09	RADFORD	L 2-3	25-12,18-25,13-25,25-22,9-15	1802	
SERVE								
Aces	107	135	Sep 15	vs Georgia Southern	w 3-0	25-17,25-19,25-21	178	
Errors	192	215	Sep 16	vs Texas Tech	L 1-3	25-21,25-27,16-25,23-25	223	
Attempts	2004	1999	Sep 16	at Clemson	w 3-0	25-15,25-21,25-17	918	
Serve Pct	.904	.892	*Sep 22	at Mississippi State	w 3-2	19-25,25-17,26-24,22-25,15-6	553	
Aces/Set	1.2	1.5	*Sep 29	LSU	L 1-3	25-15,17-25,15-25,20-25	1549	
SERVE RECEPTIONS								
Errors	135	107	*Oct 1	TENNESSEE	w 3-1	25-23,17-25,27-25,25-17	1060	
Errors/Set	1.5	1.2	*Oct 6	GEORGIA	L 2-3	25-22,14-25,19-25,26-24,10-15	1454	
Attempts	1784	1807	*Oct 13	at Arkansas	L 0-3	19-25,15-25,14-25	1019	
Reception Pct	.924	.941	*Oct 15	OLE MISS	L 0-3	21-25,22-25,19-25	949	
DEFENSE								
Digs	1238	1211	*Oct 18	at Auburn	w 3-1	25-19,27-25,22-25,25-19	450	
Digs/Set	13.5	13.2	*Oct 22	at Alabama	L 2-3	19-25,25-18,25-23,22-25,7-15	793	
BLOCKING								
Block Solo	56	43	*Oct 27	at #4 Florida	L 0-3	17-25,16-25,17-25	2516	
Block Assist	293	235	*Oct 29	AUBURN	L 1-3	25-20,27-29,18-25,22-25	819	
Total Blocks	202.5	160.5	*Nov 03	at Tennessee	w 3-1	25-22,23-25,25-18,25-21	814	
Blocks/Set	2.2	1.7	*Nov 05	at #6 Kentucky	L 1-3	25-20,15-25,22-25,16-25	1908	
Block Errors	45	40	Record in 3-set matches:6-3 • Record in 4-set matches:4-6 • Record in 5-set matches:1-4					
Ball handling errors	34	21						
ATTENDANCE								
Total	15812	9779						
Dates/Avg Per Date	11/1437	9/1087						
Neutral site #/Avg	4/180							
Current win streak	0	-						
Home win streak	0	-						

CONFERENCE-ONLY STATISTICS

RECORD:	OVERALL	HOME	AWAY	NEUTRAL
ALL GAMES	4-8	1-4	3-4	0-0
CONFERENCE	4-8	1-4	3-4	0-0
NON-CONFERENCE	0-0	0-0	0-0	0-0

#	Player	sp	Attack				pct	Set		Serve			Dig		Blocking					points		
			k	k/s	e	ta		a	a/s	sa	se	sa/s	re	dig	dig/s	bs	ba	total	blk/s		be	bhe
8	Mikayla Shields	48	161	3.35	63	444	.221	10	0.21	6	13	0.12	10	126	2.62	4	19	23	0.48	5	0	180.5
11	Mikayla Robinson	48	109	2.27	41	229	.297	1	0.02	0	0	0.00	1	5	0.10	9	42	51	1.06	0	0	139.0
1	Claire Edwards	46	81	1.76	31	194	.258	0	0.00	3	19	0.07	0	14	0.30	6	18	24	0.52	2	1	99.0
22	Abreia Epps	43	79	1.84	44	235	.149	1	0.02	0	0	0.00	3	19	0.44	0	7	7	0.16	4	0	82.5
20	Alicia Starr	33	50	1.52	32	194	.093	5	0.15	1	5	0.03	5	37	1.12	2	13	15	0.45	4	0	59.5
6	Courtney Koehler	48	40	0.83	7	93	.355	452	9.42	11	12	0.23	0	74	1.54	4	17	21	0.44	6	9	63.5
12	Courtney Furlong	25	30	1.20	23	131	.053	3	0.12	0	0	0.00	4	9	0.36	2	12	14	0.56	2	0	38.0
3	Jess Vastine	39	7	0.18	5	32	.062	10	0.26	2	4	0.05	10	51	1.31	0	0	0	0.00	0	0	9.0
23	Callie Brown	3	2	0.67	1	5	.200	0	0.00	0	0	0.00	0	0	0.00	0	1	1	0.33	0	0	2.5
7	Brooke Gostomski	15	1	0.07	1	3	.000	1	0.07	4	2	0.27	0	14	0.93	0	0	0	0.00	0	0	5.0
10	Emma Lock	33	0	0.00	2	6	-.333	4	0.12	2	8	0.06	4	42	1.27	0	0	0	0.00	0	0	2.0
25	Courtney McKeag	13	0	0.00	0	0	.000	0	0.00	0	1	0.00	2	14	1.08	0	0	0	0.00	0	0	0.0
5	Aubrey Ezell	48	0	0.00	1	6	-.167	40	0.83	16	38	0.33	14	218	4.54	0	0	0	0.00	0	4	16.0
16	Savannah Murray	11	0	0.00	0	0	.000	1	0.09	0	1	0.00	1	23	2.09	0	0	0	0.00	0	0	0.0
	TEAM	-	-	-	-	-	-	-	-	-	-	-	17	-	-	-	-	-	-	-	-	-
	SOUTH CAROLINA	48	560	11.67	251	1572	.197	528	11.00	45	103	0.94	71	646	13.46	27	129	91.5	1.91	23	14	696.5
	Opponents	48	628	13.08	254	1634	.229	577	12.02	71	119	1.48	45	670	13.96	22	142	93.0	1.94	17	9	792.0

Team Statistics	SC	OPP	Date	Opponent	Score	Score by set	Att.	
ATTACK								
Kills	560	628	*Sep 22	at Mississippi State	w	3-2 19-25,25-17,26-24,22-25,15-6	553	
Errors	251	254	*Sep 29	LSU	L	1-3 25-15,17-25,15-25,20-25	1549	
Total Attacks	1572	1634	*Oct 1	TENNESSEE	w	3-1 25-23,17-25,27-25,25-17	1060	
Attack Pct	.197	.229	*Oct 6	GEORGIA	L	2-3 25-22,14-25,19-25,26-24,10-15	1454	
Kills/Set	11.7	13.1	*Oct 13	at Arkansas	L	0-3 19-25,15-25,14-25	1019	
SET								
Assists	528	577	*Oct 15	OLE MISS	L	0-3 21-25,22-25,19-25	949	
Attempts	1557	1583	*Oct 18	at Auburn	w	3-1 25-19,27-25,22-25,25-19	450	
Assist Pct	.339	.364	*Oct 22	at Alabama	L	2-3 19-25,25-18,25-23,22-25,7-15	793	
Assists/Set	11.0	12.0	*Oct 27	at #4 Florida	L	0-3 17-25,16-25,17-25	2516	
SERVE								
Aces	45	71	*Oct 29	AUBURN	L	1-3 25-20,27-29,18-25,22-25	819	
Errors	103	119	*Nov 03	at Tennessee	w	3-1 25-22,23-25,25-18,25-21	814	
Attempts	1003	1079	*Nov 05	at #6 Kentucky	L	1-3 25-20,15-25,22-25,16-25	1908	
Serve Pct	.897	.890	Record in 3-set matches: 0-3					
Aces/Set	0.9	1.5	Record in 4-set matches: 3-3					
SERVE RECEPTIONS								
Errors	71	45	Record in 5-set matches: 1-2					
Errors/Set	1.5	0.9						
Attempts	960	900						
Reception Pct	.926	.950						
DEFENSE								
Digs	646	670						
Digs/Set	13.5	14.0						
BLOCKING								
Block Solo	27	22						
Block Assist	129	142						
Total Blocks	91.5	93.0						
Blocks/Set	1.9	1.9						
Block Errors	23	17						
Ball handling errors	14	9						
ATTENDANCE								
Total	5831	8053						
Dates/Avg Per Date	5/1166	7/1150						
Neutral site #/Avg	0/0							
Current win streak	0	-						
Home win streak	0	-						

INDIVIDUAL MATCH HIGHS

ATTACK PERCENT (K-E-TA) *Minimum 10 Kills*

.846 (12- 1-13)	Mikayla Robinson	vs Mercer (Aug 25, 2017)
.529 (10- 1-17)	Mikayla Shields	at Clemson (Sep 16, 2017)
.511 (26- 3-45)	Mikayla Shields	at Duke (Sept 2, 2017)
.500 (12- 1-22)	Alicia Starr	at Duke (Sept 2, 2017)
.500 (10- 3-14)	Mikayla Robinson	vs Troy (Aug 26, 2017)
.500 (14- 3-22)	Mikayla Robinson	at Alabama (Oct 22, 2017)
.450 (10- 1-20)	Alicia Starr	vs Radford (Sep 09, 2017)
.431 (26- 4-51)	Mikayla Shields	vs Miami (Ohio) (Sep 08, 2017)
.419 (23- 5-43)	Mikayla Shields	at Tennessee (Nov 03, 2017)
.409 (10- 1-22)	Alicia Starr	vs UNCW (Sept 1, 2017)

KILLS 3-SETS (K-E-TA)

12 (12- 1-13)	Mikayla Robinson	vs Mercer (Aug 25, 2017)
12 (12- 4-22)	Mikayla Shields	vs Eastern Kentucky (Sep 08, 2017)
10 (10- 3-20)	Courtney Furlong	vs North Florida (Aug 26, 2017)
10 (10- 1-17)	Mikayla Shields	at Clemson (Sep 16, 2017)
10 (10- 2-18)	Mikayla Robinson	vs Ole Miss (Oct 15, 2017)

KILLS 4-SETS (K-E-TA)

26 (26- 3-45)	Mikayla Shields	at Duke (Sept 2, 2017)
24 (24- 7-50)	Mikayla Shields	vs UNCW (Sept 1, 2017)
23 (23- 5-43)	Mikayla Shields	at Tennessee (Nov 03, 2017)
21 (21- 8-44)	Mikayla Shields	vs Tennessee (Oct 1, 2017)
17 (17- 6-46)	Mikayla Shields	vs Auburn (Oct 29, 2017)

KILLS 5-SETS (K-E-TA)

26 (26- 4-51)	Mikayla Shields	vs Miami (Ohio) (Sep 08, 2017)
19 (19- 8-57)	Mikayla Shields	at Alabama (Oct 22, 2017)
17 (17- 6-44)	Mikayla Shields	vs Georgia (10/6/17)
15 (15- 5-44)	Mikayla Shields	at Mississippi State (Sep 22, 2017)
14 (14- 3-22)	Mikayla Robinson	at Alabama (Oct 22, 2017)

TOTAL ATTEMPTS 3-SETS (K-E-TA)

31 (8- 6-31)	Mikayla Shields	at Arkansas (Oct 13, 2017)
27 (8- 4-27)	Mikayla Shields	vs North Florida (Aug 26, 2017)
26 (8- 3-26)	Mikayla Shields	vs Ole Miss (Oct 15, 2017)
24 (4- 4-24)	Alicia Starr	vs Ole Miss (Oct 15, 2017)
22 (12- 4-22)	Mikayla Shields	vs Eastern Kentucky (Sep 08, 2017)

TOTAL ATTEMPTS 4-SETS (K-E-TA)

50 (24- 7-50)	Mikayla Shields	vs UNCW (Sept 1, 2017)
46 (17- 6-46)	Mikayla Shields	vs Auburn (Oct 29, 2017)
45 (26- 3-45)	Mikayla Shields	at Duke (Sept 2, 2017)
44 (21- 8-44)	Mikayla Shields	vs Tennessee (Oct 1, 2017)
43 (23- 5-43)	Mikayla Shields	at Tennessee (Nov 03, 2017)

TOTAL ATTEMPTS 5-SETS (K-E-TA)

57 (19- 8-57)	Mikayla Shields	at Alabama (Oct 22, 2017)
51 (26- 4-51)	Mikayla Shields	vs Miami (Ohio) (Sep 08, 2017)
44 (15- 5-44)	Mikayla Shields	at Mississippi State (Sep 22, 2017)
44 (17- 6-44)	Mikayla Shields	vs Georgia (Oct 6, 2017)
38 (14- 2-38)	Mikayla Shields	vs Radford (Sep 09, 2017)

POINTS 3-SETS

14.0 (12- 0- 2.0)	Mikayla Shields	vs Eastern Kentucky (Sep 08, 2017)
13.0 (10- 0- 3.0)	Mikayla Shields	at Clemson (Sep 16, 2017)
13.0 (12- 0- 1.0)	Mikayla Robinson	vs Mercer (Aug 25, 2017)
12.0 (9- 0- 3.0)	Mikayla Shields	vs Georgia Southern (Sep 15, 2017)
12.0 (10- 0- 2.0)	Mikayla Robinson	vs Troy (Aug 26, 2017)

POINTS 4-SETS

28.5 (26- 1- 1.5)	Mikayla Shields	at Duke (Sept 2, 2017)
26.0 (24- 0- 2.0)	Mikayla Shields	vs UNCW (Sept 1, 2017)
23.5 (21- 1- 1.5)	Mikayla Shields	vs Tennessee (Oct 1, 2017)
23.0 (23- 0- 0.0)	Mikayla Shields	at Tennessee (Nov 03, 2017)
19.0 (17- 0- 2.0)	Mikayla Shields	vs Auburn (Oct 29, 2017)

POINTS 5-SETS

28.0 (26- 2- 0.0)	Mikayla Shields	vs Miami (Ohio) (Sep 08, 2017)
20.5 (17- 0- 3.5)	Mikayla Shields	vs Georgia (Oct 6, 2017)
20.5 (19- 0- 1.5)	Mikayla Shields	at Alabama (Oct 22, 2017)
17.0 (14- 0- 3.0)	Mikayla Robinson	at Alabama (Oct 22, 2017)
16.5 (14- 0- 2.5)	Mikayla Robinson	vs Radford (Sep 09, 2017)

ASSISTS 3-SETS

40	Courtney Koehler	vs Eastern Kentucky (Sep 08, 2017)
35	Courtney Koehler	vs North Florida (Aug 26, 2017)
32	Courtney Koehler	vs Troy (Aug 26, 2017)
30	Courtney Koehler	vs Georgia Southern (Sep 15, 2017)
30	Courtney Koehler	vs Mercer (Aug 25, 2017)

ASSISTS 4-SETS

54	Courtney Koehler	at Tennessee (Nov 03, 2017)
50	Courtney Koehler	vs Tennessee (Oct 1, 2017)
47	Courtney Koehler	at Duke (Sept 2, 2017)
41	Courtney Koehler	at Auburn (Oct 18, 2017)
41	Courtney Koehler	at Kentucky (Nov 05, 2017)

ASSISTS 5-SETS

49	Courtney Koehler	at Alabama (Oct 22, 2017)
43	Courtney Koehler	at Mississippi State (Sep 22, 2017)
42	Courtney Koehler	vs Miami (Ohio) (Sep 08, 2017)
37	Courtney Koehler	vs Radford (Sep 09, 2017)
32	Courtney Koehler	vs Georgia (Oct 6, 2017)

DIGS 3-SETS

19	Aubrey Ezell	vs Mercer (Aug 25, 2017)
18	Aubrey Ezell	vs Eastern Kentucky (Sep 08, 2017)
17	Aubrey Ezell	vs Ole Miss (Oct 15, 2017)
14	Aubrey Ezell	vs North Florida (Aug 26, 2017)
14	Aubrey Ezell	vs Georgia Southern (Sep 15, 2017)

DIGS 4-SETS

25	Aubrey Ezell	at Auburn (Oct 18, 2017)
25	Aubrey Ezell	vs Tennessee (Oct 1, 2017)
24	Aubrey Ezell	vs Texas Tech (Sep 16, 2017)
20	Aubrey Ezell	at Tennessee (Nov 03, 2017)
20	Aubrey Ezell	vs LSU (Sep 29, 2017)

DIGS 5-SETS

22	Aubrey Ezell	vs Miami (Ohio) (Sep 08, 2017)
21	Aubrey Ezell	at Mississippi State (Sep 22, 2017)
20	Mikayla Shields	at Mississippi State (Sep 22, 2017)
19	Aubrey Ezell	vs Radford (Sep 09, 2017)
19	Mikayla Shields	vs Miami (Ohio) (Sep 08, 2017)

ACES

6	Aubrey Ezell	vs Miami (Ohio) (Sep 08, 2017)
5	Aubrey Ezell	vs Eastern Kentucky (Sep 08, 2017)
5	Aubrey Ezell	vs Radford (Sep 09, 2017)
3	Aubrey Ezell	vs Georgia (Oct 6, 2017)
3	Aubrey Ezell	at Alabama (Oct 22, 2017)
3	Courtney Koehler	vs Georgia (Oct 6, 2017)

BLOCKS (BS-BA)

9 (2- 7)	Mikayla Robinson	vs Auburn (Oct 29, 2017)
7 (1- 6)	Claire Edwards	vs North Florida (Aug 26, 2017)
7 (0- 7)	Alicia Starr	at Duke (Sept 2, 2017)
7 (0- 7)	Mikayla Robinson	at Clemson (Sep 16, 2017)
6 (2- 4)	Mikayla Robinson	at Duke (Sept 2, 2017)
6 (2- 4)	Claire Edwards	vs Northwestern (Sept 1, 2017)
6 (0- 6)	Mikayla Robinson	vs Eastern Kentucky (Sep 08, 2017)
6 (0- 6)	Claire Edwards	vs Texas Tech (Sep 16, 2017)
6 (2- 4)	Mikayla Robinson	vs Georgia (Oct 6, 2017)

TEAM MATCH HIGHS

ATTACK PERCENT (K-E-TA)

.406 (34- 6- 69)	at Clemson (Sep 16, 2017)
.400 (42- 8- 85)	vs Mercer (Aug 25, 2017)
.333 (43-14- 87)	vs Eastern Kentucky (Sep 08, 2017)
.327 (62-13-150)	at Duke (Sept 2, 2017)
.321 (69-19-156)	at Tennessee (Nov 03, 2017)
.311 (43-11-103)	vs North Florida (Aug 26, 2017)
.310 (36-10- 84)	vs Troy (Aug 26, 2017)
.304 (44-16- 92)	vs Georgia Southern (Sep 15, 2017)
.301 (64-18-153)	vs Tennessee (Oct 1, 2017)
.271 (52-16-133)	at Auburn (Oct 18, 2017)

KILLS 3-SETS (K-E-TA)

44 (44-16- 92)	vs Georgia Southern (Sep 15, 2017)
43 (43-11-103)	vs North Florida (Aug 26, 2017)
43 (43-14- 87)	vs Eastern Kentucky (Sep 08, 2017)
42 (42- 8- 85)	vs Mercer (Aug 25, 2017)
36 (36-10- 84)	vs Troy (Aug 26, 2017)

KILLS 4-SETS (K-E-TA)

69 (69-19-156)	at Tennessee (Nov 03, 2017)
64 (64-18-153)	vs Tennessee (Oct 1, 2017)
62 (62-13-150)	at Duke (Sept 2, 2017)
58 (58-25-170)	vs UNCW (Sept 1, 2017)
52 (52-16-133)	at Auburn (Oct 18, 2017)

KILLS 5-SETS (K-E-TA)

59 (59-26-176)	at Alabama (Oct 22, 2017)
56 (56-19-148)	at Mississippi State (Sep 22, 2017)
53 (53-21-135)	vs Miami (Ohio) (Sep 08, 2017)
48 (48-19-136)	vs Radford (Sep 09, 2017)
43 (43-31-146)	vs Georgia (Oct 6, 2017)

TOTAL ATTEMPTS 3-SETS (K-E-TA)

103 (43-11-103)	vs North Florida (Aug 26, 2017)
101 (32-15-101)	vs Ole Miss (Oct 15, 2017)
99 (28-19- 99)	at Arkansas (Oct 13, 2017)
92 (44-16- 92)	vs Georgia Southern (Sep 15, 2017)
87 (43-14- 87)	vs Eastern Kentucky (Sep 08, 2017)

TOTAL ATTEMPTS 4-SETS (K-E-TA)

170 (58-25-170)	vs UNCW (Sept 1, 2017)
154 (50-25-154)	vs Texas Tech (Sep 16, 2017)
153 (64-18-153)	vs Tennessee (Oct 1, 2017)
150 (62-13-150)	at Duke (Sept 2, 2017)
137 (39-27-137)	vs Auburn (Oct 29, 2017)

TOTAL ATTEMPTS 5-SETS (K-E-TA)

176 (59-26-176)	at Alabama (Oct 22, 2017)
156 (69-19-156)	at Tennessee (Nov 03, 2017)
148 (56-19-148)	at Mississippi State (Sep 22, 2017)
146 (43-31-146)	vs Georgia (Oct 6, 2017)
136 (48-19-136)	vs Radford (Sep 09, 2017)

ASSISTS 3-SETS

43	vs Eastern Kentucky (Sep 08, 2017)
42	vs North Florida (Aug 26, 2017)
40	vs Georgia Southern (Sep 15, 2017)
39	vs Mercer (Aug 25, 2017)
34	vs Troy (Aug 26, 2017)

ASSISTS 4-SETS

66	at Tennessee (Nov 03, 2017)
59	vs Tennessee (Oct 1, 2017)
58	at Duke (Sept 2, 2017)
52	vs UNCW (Sept 1, 2017)
52	at Auburn (Oct 18, 2017)

ASSISTS 5-SETS

56	at Alabama (Oct 22, 2017)
52	at Mississippi State (Sep 22, 2017)
51	vs Miami (Ohio) (Sep 08, 2017)
43	vs Radford (Sep 09, 2017)
39	vs Georgia (Oct 6, 2017)

DIGS 3-SETS

45	vs North Florida (Aug 26, 2017)
41	vs Ole Miss (Oct 15, 2017)
40	vs Georgia Southern (Sep 15, 2017)
39	vs Eastern Kentucky (Sep 08, 2017)
35	vs Mercer (Aug 25, 2017)

DIGS 4-SETS

77	vs UNCW (Sept 1, 2017)
70	at Tennessee (Nov 03, 2017)
69	at Auburn (Oct 18, 2017)
68	at Duke (Sept 2, 2017)
64	vs Tennessee (Oct 1, 2017)

DIGS 5-SETS

80	at Alabama (Oct 22, 2017)
70	vs Miami (Ohio) (Sep 08, 2017)
68	at Mississippi State (Sep 22, 2017)
58	vs Radford (Sep 09, 2017)
49	vs Georgia (Oct 6, 2017)

ACES

10	vs Miami (Ohio) (Sep 08, 2017)
9	vs Radford (Sep 09, 2017)
8	vs Georgia (Oct 6, 2017)
6	vs Georgia Southern (Sep 15, 2017)
6	vs Texas Tech (Sep 16, 2017)
6	vs LSU (Sept 29, 2017)

BLOCKS

14.0	vs Auburn (Oct 29, 2017)
13.0	vs Georgia (Oct 6, 2017)
13.0	at Duke (Sept 2, 2017)
12.0	vs North Florida (Aug 26, 2017)
12.0	vs Texas Tech (Sep 16, 2017)
12.0	at Clemson (Sep 16, 2017)
10.5	at Alabama (Oct 22, 2017)
10.0	at Mississippi State (Sep 22, 2017)
10.0	vs Eastern Kentucky (Sep 08, 2017)
9.0	vs Troy (Aug 26, 2017)

INDIVIDUAL MATCH RECORDS - RALLY SCORING ERA (SINCE 2001)

KILLS

3-SET MATCHES

Rank	Name	Opponent (Date)	Kills
1.	Shonda Cole	Georgia (11/15/2006)	27
2.	Shonda Cole	Arkansas (10/27/2006)	22
3.	6x, Last: Juliette Thévenin	Montana (8/26/2011)	21

4-SET MATCHES

Rank	Name	Opponent (Date)	Kills
1.	Shonda Cole	Florida (9/17/2006)	35
2.	Shonda Cole	College of Charleston (11/22/2006)	29
	Shonda Cole	Tennessee (11/12/2006)	29
4.	Hannah Lawing	Harvard (9/12/2009)	28
5.	4x, Last: Mikayla Shields	Miami (Ohio) (9/8/17)	26

5-SET MATCHES

Rank	Name	Opponent (Date)	Kills
1.	Shonda Cole	TCU (8/25/2006)	37
2.	Shonda Cole	Auburn (9/15/2006)	36
	Shonda Cole	Clemson (8/31/2006)	36
4.	Shonda Cole	St. John's (9/8/2006)	32
5.	Shonda Cole	Alabama (10/1/2006)	31

ATTACKS

3-SET MATCHES

Rank	Name	Opponent (Date)	Attacks
1.	Shonda Cole	Kentucky (10/7/2006)	52
2.	Juliette Thevenin	Montana (8/26/2011)	50
3.	Shonda Cole	College of Charleston (9/15/2005)	47
4.	Shonda Cole	Ole Miss (11/5/2006)	45
	Ivana Kujundzic	Tennessee (10/10/2008)	45

4-SET MATCHES

Rank	Name	Opponent (Date)	Attacks
1.	Shonda Cole	Tennessee (11/12/2006)	73
2.	Shonda Cole	North Carolina (11/27/2004)	72
3.	Shonda Cole	Florida (9/17/2006)	65
	Shonda Cole	Alabama (11/17/2006)	65
	Shonda Cole	College of Charleston (11/22/2006)	65

5-SET MATCHES

Rank	Name	Opponent (Date)	Attacks
1.	Juliette Thevenin	Clemson (9/6/2013)	73
	Juliette Thevenin	Alabama (11/16/2012)	73
3.	Shonda Cole	Auburn (9/15/2006)	71
4.	Ivana Kujundzic	Rice (9/11/2009)	70
5.	Shonda Cole	Auburn (10/22/2006)	68

HITTING PERCENTAGE

3-SET MATCHES (MINIMUM 15 ATTACKS)

Rank	Name	Opponent (Date)	(K-E-A) Pct.
1.	Mikayla Robinson	Mercer (8/25/2017)	(12-1-13) .846
2.	Belita Salters	Mississippi State (11/23/2008)	(15-0-19) .789
3.	Sam Alban	Kentucky (9/20/2002)	(13-0-17) .765
4.	Megan Laughlin	South Carolina State (10/23/2008)	(11-0-15) .733
5.	Niece Curry	Santa Clara (9/1/2001)	(14-1-18) .722

4-SET MATCHES (MINIMUM 20 ATTACKS)

Rank	Name	Opponent (Date)	(K-E-A) Pct.
1.	Niece Curry	American (12/5/2002)	(18-1-22) .773
2.	Darian Dozier	Alabama (11/8/2015)	(17-0-24) .708
3.	Berna Dwyer	LSU (10/6/2002)	(17-0-25) .680
4.	Bethanie Thomas	Elon (9/3/2011)	(16-1-26) .577
5.	Juliette Thevenin	Robert Morris (9/21/2013)	(26-2-42) .571
	Darian Dozier	Texas A&M (10/6/2013)	(18-2-28) .571

5-SET MATCHES (MINIMUM 25 ATTACKS)

Rank	Name	Opponent (Date)	(K-E-A) Pct.
1.	Belita Salters	UNLV (8/30/2008)	(21-2-35) .543
2.	Meredith Moorehead	Kentucky (11/10/2006)	(15-2-25) .520
3.	Sarah Blomgren	Mississippi State (10/4/2015)	(20-2-33) .545
4.	Darian Dozier	Winthrop (9/5/2015)	(14-1-27) .481
5.	Shonda Cole	TCU (8/25/2006)	(37-6-65) .477

ASSISTS

3-SET MATCHES

Rank	Name	Opponent (Date)	Assists
1.	Megan Hosp	Georgia (11/2/2001)	52
2.	Alexcis Thomson	Georgia (11/15/2006)	50
	B. Denson-Dorman	Coll. of Charleston (9/12/2008)	50
4.	Aubrey Ezell	Georgia (10/14/2015)	49
5.	Megan Hosp	Purdue (9/7/2001)	47

4-SET MATCHES

Rank	Name	Opponent (Date)	Assists
1.	Megan Hosp	Arkansas (11/17/2001)	66
2.	Megan Hosp	North Carolina (12/6/2002)	65
3.	Megan Hosp	North Carolina (11/29/2001)	61
4.	Megan Hosp	North Carolina (11/24/2001)	60
	Iris Santos	Florida (9/17/2006)	60

5-SET MATCHES

Rank	Name	Opponent (Date)	Assists
1.	Iris Santos	Auburn (10/22/2006)	64
2.	Alexcis Thomson	Kentucky (10/8/2003)	62
	Iris Santos	Clemson (8/31/2006)	62
	Iris Santos	TCU (10/1/2006)	62
	Aubrey Ezell	Tennessee (10/17/2015)	62

DIGS

3-SET MATCHES

Rank	Name	Opponent (Date)	Digs
1.	Hannah Lawing	Furman (9/10/2010)	26
2.	Hannah Lawing	Clemson (9/3/2010)	24
3.	Sarah Cline	Georgia (10/16/2009)	22
	Hannah Lawing	Ole Miss (9/24/2010)	22
5.	Mikaela Christiaansen	Kentucky (10/13/2013)	21

4-SET MATCHES

Rank	Name	Opponent (Date)	Digs
1.	Mikaela Christiaansen	Georgia (11/23/2014)	33
2.	Yajaira Cadet	North Carolina (12/6/2002)	30
3.	3x, Last: Paige Wheeler	LSU (11/13/2011)	28

5-SET MATCHES

Rank	Name	Opponent (Date)	Digs
1.	Hannah Lawing	Mississippi State (11/13/2010)	38
2.	Sarah Cline	Arkansas (11/2/2007)	36
3.	Mikaela Christiaansen	Mississippi State (10/24/2014)	27
	Paige Wheeler	LSU (11/13/2011)	27
	Sarah Cline	Rice (9/11/2009)	27

SERVICE ACES

3-SET MATCHES

Rank	Name	Opponent (Date)	Aces
1.	Megan Hosp	Creighton (9/7/2002)	8
2.	8x, Last: Mikayla Shields	Georgia (11/6/2016)	6

4-SET MATCHES

Rank	Name	Opponent (Date)	Aces
1.	Cally Plummer	Clemson (10/10/2001)	8
2.	6x, Last: Jordan Bradosky	The Citadel (9/26/2010)	6

INDIVIDUAL MATCH RECORDS - RALLY SCORING ERA (SINCE 2001)

5-SET MATCHES

Rank	Name	Opponent (Date)	Aces
1.	<i>Aubrey Ezell</i>	<i>Miami (Ohio) (9/8/2017)</i>	6
	Taylor Bruns	BYU (8/28/2010)	
	Shonda Cole	Alabama (10/1/2006)	
4.	<i>7x, Last: Aubrey Ezell</i>	<i>Radford (9/9/2017)</i>	5

SOLO BLOCKS

3-SET MATCHES

Rank	Name	Opponent (Date)	Blocks
1.	Teresa Stenlund	Lipscomb (9/11/2010)	5
2.	<i>6x, Last: Alicia Starr</i>	<i>Davidson (9/16/2016)</i>	4
	Previous: Belita Salters	VCU (8/31/2007)	4

4-SET MATCHES

Rank	Name	Opponent (Date)	Blocks
1.	<i>13x, Last: Claire Edwards</i>	<i>Arkansas (11/23/2016)</i>	3

5-SET MATCHES

Rank	Name	Opponent (Date)	Blocks
1.	Juliette Thévenin	Alabama (11/16/2012)	4
2.	8x, Last: Bethanie Thomas	E. Tenn. State (8/25/2012)	3

BLOCK ASSISTS

3-SET MATCHES

Rank	Name	Opponent (Date)	Blocks
1.	Darian Dozier	High Point (8/31/2013)	8
	Berna Dwyer	Santa Clara (9/1/2001)	8
3.	<i>5x, Last: Mikayla Robinson</i>	<i>Clemson (9/16/2017)</i>	7

4-SET MATCHES

Rank	Name	Opponent (Date)	Blocks
1.	7x, Last: Belita Salters	North Carolina (9/10/2005)	10

5-SET MATCHES

Rank	Name	Opponent (Date)	Blocks
1.	Jacqy Angermiller	Eastern Kentucky (9/19/2014)	11
	Crystal Johnson	St. John's (9/8/2006)	11
3.	6x, Last: Darian Dozier	Furman (9/6/2014)	8

TOTAL BLOCKS

3-SET MATCHES

Rank	Name	Opponent (Date)	Blocks
1.	Belita Salters	Auburn (10/21/2007)	9
2.	4x, Last: Darian Dozier	High Point (8/31/2013)	8

4-SET MATCHES

Rank	Name	Opponent (Date)	Blocks
1.	Lauren Ford	Mississippi (10/8/2004)	13
2.	<i>5x, Last: Alicia Starr</i>	<i>Kentucky (10/2/2016)</i>	11

5-SET MATCHES

Rank	Name	Opponent (Date)	Blocks
1.	Crystal Johnson	St. John's (9/8/2006)	13
2.	4x, Last: Jacqy Angermiller	E. Kentucky (9/19/2014)	11

PLEASE NOTE: Box scores are only available from 1993 to the present. Limited historical records prior to 1993 were used to compile records as well.

* From 2001 through 2007, sets went to 30 points instead of 25

Current players in *italics*



Sophomore Alicia Starr was a surprise standout at the net in her first season with the team. Despite playing out at the pin in her prep career, Starr moved in to the middle due to depth concerns, and turned out to be the team's top blocker. Her 1.13 blocks per set set the program's freshman record for the rally-scoring era.

TEAM MATCH RECORDS - RALLY SCORING ERA (SINCE 2001)

KILLS		
3-SET MATCHES		
Rank	Opponent (Date)	Kills
1.	Purdue (9/7/2001)	62
2.	Georgia (11/15/2006)	61
3.	Mississippi State (11/3/2002)	60
4.	Georgia (11/2/2001)	59
5.	Mississippi State (10/21/11)	57

4-SET MATCHES		
Rank	Opponent (Date)	Kills
1.	Florida (9/17/2006)	82
	Houston (9/16/2005)	82
3.	North Carolina (11/24/2001)	78
4.	Michigan State (8/31/2002)	76
5.	North Carolina (12/6/2002)	73

5-SET MATCHES		
Rank	Opponent (Date)	Kills
1.	Arkansas (11/2/2007)	85
2.	Tennessee (11/11/2007)	82
	Maryland (9/11/2007)	82
4.	Auburn (9/14/2007)	81
5.	Auburn (9/15/2006)	80

ATTACKS		
3-SET MATCHES		
Rank	Opponent (Date)	Attacks
1.	San Diego (9/13/2002)	166
2.	Montana (8/26/2011)	149
3.	Delaware (8/25/2007)	148
4.	College of Charleston (9/15/2005)	146
5.	George Washington (9/1/2007)	144

4-SET MATCHES		
Rank	Opponent (Date)	Attacks
1.	Arkansas (10/4/2002)	193
2.	North Carolina (12/6/2002)	192
3.	Michigan State (8/31/2002)	191
4.	North Carolina (11/29/2001)	190
	Arkansas (11/17/2001)	190

5-SET MATCHES		
Rank	Opponent (Date)	Attacks
1.	Tennessee (11/11/2007)	241
2.	Arkansas (11/2/2007)	234
3.	Maryland (9/11/2007)	223
4.	Mississippi State (11/13/2010)	220
5.	Georgia (10/19/2007)	212

HITTING PERCENTAGE		
3-SET MATCHES		
Rank	Opponent (Date)	(K-E-A) Pct.
1.	SC State (10/23/2008)	(50-3-80) .587
2.	Mississippi State (11/23/2008)	(48-3-84) .536
3.	Troy (9/7/2007)	(52-6-92) .500
	Auburn (9/27/2002)	(53-8-90) .500
5.	Western Carolina (9/2/2006)	(51-7-93) .473

4-SET MATCHES		
Rank	Opponent (Date)	(K-E-A) Pct.
1.	Mississippi (10/16/2011)	(61-11-127) .394
2.	Stony Brook (8/27/2011)	(64-11-137) .387
	North Carolina (11/24/2001)	(78-18-159) .377
4.	Niagara (9/2/2012)	(58-14-119) .370
5.	Houston (9/16/2005)	(82-15-185) .362

5-SET MATCHES		
Rank	Opponent (Date)	(K-E-A) Pct.
1.	Arkansas (11/23/2012)	(68-17-143) .357
2.	Michigan State (9/18/2004)	(64-17-143) .329
3.	Clemson (9/10/2002)	(74-22-162) .321
4.	ETSU (8/25/2012)	(70-21-165) .297
5.	Alabama (9/25/2009)	(58-18-138) .290
	Clemson (8/31/2006)	(76-29-162) .290

ASSISTS		
3-SET MATCHES		
Rank	Opponent (Date)	Assists
1.	Georgia (11/15/2006)	58
	Mississippi State (11/3/2002)	58
3.	Purdue (9/7/2001)	56
4.	Mississippi State (10/21/2011)	55
5.	College of Charleston (9/12/2008)	54
	Georgia (11/2/2001)	54

4-SET MATCHES		
Rank	Opponent (Date)	Assists
1.	Florida (9/17/2006)	76
2.	Houston (9/16/2005)	71
3.	Arkansas (11/17/2001)	68
	North Carolina (12/6/2002)	68
5.	North Carolina (11/24/2001)	67
	Michigan State (8/31/2002)	67

5-SET MATCHES		
Rank	Opponent (Date)	Assists
1.	Arkansas (11/2/2007)	80
2.	Tennessee (11/11/2007)	79
3.	Auburn (9/14/2007)	76
4.	Maryland (9/1/2007)	73
5.	Georgia (10/19/2007)	72

SERVICE ACES		
3-SET MATCHES		
Rank	Opponent (Date)	Aces
1.	Alabama (9/29/2002)	16
	Creighton (9/7/2002)	16
	Auburn (10/17/2004)	16
4.	Auburn (9/27/2002)	15
5.	6x, Last: Georgia (11/6/2016)	12

4-SET MATCHES		
Rank	Opponent (Date)	Aces
1.	Clemson (10/10/2001)	14
2.	Tennessee (10/19/2001)	13
	Auburn (10/16/2005)	13
	The Citadel (9/26/2010)	13
5.	5x, Last: Tennessee St. (9/1/2006)	11

5-SET MATCHES		
Rank	Opponent (Date)	Aces
1.	Santa Clara (9/18/2003)	15
2.	George Washington (9/20/2003)	14
3.	Indiana (9/13/2003)	13
4.	Clemson (9/10/2002)	12
5.	3x, Last: BYU (8/28/2010)	11

DIGS		
3-SET MATCHES		
Rank	Opponent (Date)	Digs
1.	Winthrop (9/10/11)	76
	San Diego (9/13/2002)	76
3.	Montana (8/26/2011)	73
4.	Georgia (10/14/2015)	71
5.	Temple (8/27/11)	67

4-SET MATCHES		
Rank	Opponent (Date)	Digs
1.	North Carolina (12/6/2002)	86
2.	Harvard (9/12/2009)	85
3.	Michigan State (8/31/2002)	81
	Charleston (9/19/2015)	81
5.	Alabama (9/15/2006)	80
	Georgia (11/23/2014)	80

5-SET MATCHES		
Rank	Opponent (Date)	Digs
1.	Mississippi State (11/13/2010)	114
2.	Arkansas (11/2/2007)	108
3.	Tennessee (11/11/2007)	106
4.	College of Charleston (9/10/2011)	101
5.	Clemson (8/28/2009)	97

TOTAL BLOCKS		
3-SET MATCHES		
Rank	Opponent (Date)	Total Blocks
1.	Mercer (9/3/2005)	17
2.	Tennessee (11/9/2005)	16
3.	College of Charleston (8/26/2016)	15
4.	Winthrop (11/26/2005)	14
	Auburn (10/31/2003)	14

4-SET MATCHES		
Rank	Opponent (Date)	Total Blocks
1.	Ole Miss (10/8/2004)	21
2.	North Carolina (9/10/2005)	19
	American (12/5/2002)	19
4.	Jacksonville (8/30/2014)	16
	Arizona St. (9/6/2002)	16
	Georgia (11/17/2002)	16

5-SET MATCHES		
Rank	Opponent (Date)	Total Blocks
1.	St. John's (9/8/2006)	20
2.	Santa Clara (9/18/2003)	17
	Arkansas (9/25/2005)	17
	Eastern Kentucky (9/19/2014)	17
5.	Kentucky (10/1/2004)	16.5

PLEASE NOTE: Box scores are only available from 1993 to the present. Limited historical records prior to 1993 were used to compile records as well.

* From 2001 through 2007, sets went to 30 points instead of 25

SINGLE-SEASON RECORDS

RALLY-SCORING ERA (2001-PRESENT)

KILLS

Rank	Name (Year)	Kills
1.	Shonda Cole (2006)	703
2.	Juliette Thévenin (2013)	466
3.	Juliette Thévenin (2012)	453
4.	Shonda Cole (2005)	414
5.	Ivana Kujundzic (2008)	401

KILLS PER SET (Min. 150 Kills)

Rank	Name (Year)	(K-SP) K/S
1.	Shonda Cole (2006)	(703-122) 5.76
2.	Juliette Thévenin (2013)	(466-102) 4.57
3.	Juliette Thévenin (2012)	(453-105) 4.31
4.	Shonda Cole (2005)	(414-99) 4.18
5.	Shonda Cole (2004)	(379-94) 4.03

ATTACKS

Rank	Name (Year)	Attacks
1.	Shonda Cole (2006)	1,541
2.	Juliette Thévenin (2013)	1,173
3.	Juliette Thévenin (2012)	1,073
4.	Ivana Kujundzic (2008)	1,051
5.	Koko Atoa-Williams (2014)	991

HITTING PERCENTAGE (Min. 300 Attacks)

Rank	Name (Year)	(K-E-A) Pct.
1.	Niece Curry (2002)	(335-69-658) .404
2.	Belita Salters (2008)	(338-80-664) .389
3.	Berna Dwyer (2002)	(299-81-615) .354
4.	Belita Salters (2007)	(306-89-657) .330
5.	Darian Dozier (2015)	(247-71-561) .314

ASSISTS

Rank	Name (Year)	Assists
1.	Megan Hosp (2002)	1,218
2.	Aubrey Ezell (2015)	1,167
3.	Bridget Denson-Dorman (2008)	1,120
4.	Megan Hosp (2001)	1,113
5.	Katelyn Panzau (2003)	1,069

ASSISTS PER SET (Min. 150 Assists)

Rank	Name (Year)	(A-SP) A/S
1.	Megan Hosp (2002)	(1,218-99) 12.30
2.	Megan Hosp (2001)	(1,113-92) 12.10
3.	Iris Santos (2006)	(978-86) 11.37
4.	B. Denson-Dorman (2008)	(1,120-106) 10.57
5.	Aubrey Ezell (2015)	(1,167-114) 10.24

ACES

Rank	Name (Year)	Aces
1.	Megan Hosp (2002)	53
2.	Cally Plummer (2001)	50
	Cally Plummer (2002)	50
4.	Shonda Cole (2006)	47
	Aubrey Ezell (2015)	47

ACES PER SET (Min. 30 Aces)

Rank	Name (Year)	(A-SP) A/S
1.	Cally Plummer (2002)	(50-88) 0.57
2.	Cally Plummer (2001)	(50-92) 0.54
3.	Megan Hosp (2002)	(53-99) 0.54
4.	Aubrey Ezell (2015)	(47-114) 0.41
5.	Megan Laughlin (2007)	(42-106) 0.40
	Aubrey Ezell (2016)	(41-106) 0.40

DIGS

Rank	Name (Year)	Digs
1.	Mikaela Christiaansen (2014)	535
2.	Hannah Lawing (2010)	523
3.	Sarah Cline (2009)	498
4.	Paige Wheeler (2011)	475
5.	Paige Wheeler (2012)	414
	Aubrey Ezell (2017)	413

DIGS PER SET (Min. 150 Digs)

Rank	Name (Year)	(D-SP) D/S
1.	Hannah Lawing (2010)	(523-107) 4.89
2.	Sarah Cline (2009)	(498-109) 4.57
3.	Paige Wheeler (2011)	(475-104) 4.57
4.	Mikaela Christiaansen (2014)	(535-123) 4.35
5.	Paige Wheeler (2012)	(414-106) 3.91

BLOCK SOLOS

Rank	Name (Year)	Block Solos
1.	Belita Salters (2007)	33
2.	Megan Laughlin (2007)	23
3.	Darian Dozier (2015)	18
4.	Nicole Miller (2005)	17
5.	Niece Curry (2002)	15
	Niece Curry (2003)	15
	Shonda Cole (2006)	15
	Ivana Kujundzic (2008)	15
	Belita Salters (2008)	15

BLOCK ASSISTS

Rank	Name (Year)	Block Assists
1.	Darian Dozier (2014)	127
2.	Darian Dozier (2013)	107
	Lauren Ford (2004)	107
4.	Niece Curry (2002)	99
5.	Nicole Miller (2004)	95
	Belita Salters (2007)	95

TOTAL BLOCKS

Rank	Name (Year)	Total Blocks
1.	Darian Dozier (2014)	141
2.	Belita Salters (2007)	128
3.	Lauren Ford (2004)	118
4.	Darian Dozier (2013)	115
5.	Niece Curry (2002)	114

BLOCKS PER SET (Min. 50 Blocks)

Rank	Name (Year)	(B-SP) B/S
1.	Belita Salters (2005)	(51-37) 1.38
2.	Lauren Ford (2004)	(118-93) 1.27
3.	Belita Salters (2007)	(128-106) 1.21
4.	Darian Dozier (2014)	(141-120) 1.17
5.	Niece Curry (2002)	(114-99) 1.15



Junior Aubrey Ezell's serve has been one of the program's most dominant in the rally-scoring era. Her first two seasons with the program rank fourth and fifth in program history for aces per set, all while cutting her service errors almost in half from 2015 to 2016.

CAREER RECORDS - OVERALL

KILLS		
Rank	Name (Years)	Kills
1.	Lori Rowe (1983-86)	1,855
2.	Shonda Cole (2003-06)	1,775
3.	Juliette Thévenin (2010-13)	1,590
4.	Cally Plummer (1998-02)	1,345
5.	Heather Larkin (1994-97)	1,293
6.	Amy Iannocari (1991-94)	1,231
7.	Kim DeNeve (1986-89)	1,179
8.	Ivana Kujundzic (2006-09)	1,133
9.	Berna Dwyer (1999-02)	1,107
10.	Lora Myers (1987-90)	1,100

KILLS PER SET (Min. 500 Kills)		
Rank	Name (Years)	(K-SP) K/S
1.	Shonda Cole (2003-06)	(1,775-417) 4.26
2.	Juliette Thévenin (2010-13)	(1,590-391) 4.07
3.	Lori Rowe (1983-86)	(1,855-507) 3.66
4.	Kori Ermigarat (1994-95)	(842-233) 3.61
5.	Cally Plummer (1998-02)	(1,345-394) 3.41
6.	<i>Mikayla Shields (2016-)</i>	<i>(657-193) 3.40</i>
7.	Heather Larkin (1994-97)	(1,293-395) 3.27
8.	Crystal Moore (1997-99)	(754-240) 3.14
9.	Kim DeNeve (1986-89)	(1,179-381) 3.09
10.	Berna Dwyer (1999-02)	(1,107-366) 3.02

ATTACKS		
Rank	Name (Years)	Attacks
1.	Shonda Cole (2003-06)	4,181
2.	Juliette Thévenin (2010-13)	4,076
3.	Lori Rowe (1983-86)	3,874
4.	Amy Iannocari (1991-94)	3,487
5.	Cally Plummer (1998-02)	3,288
6.	Ivana Kujundzic (2006-09)	3,047
7.	Heather Larkin (1994-97)	2,958
8.	Caryn Case (1988-91)	2,936
9.	Lora Myers (1987-90)	2,825
10.	Kim DeNeve (1986-89)	2,819

HITTING PERCENTAGE (Min. 1,000 Attacks)		
Rank	Name (Years)	(K-E-A) Pct.
1.	Lori Rowe (1983-86)	(1,855-298-3,874) .402
2.	Ashley Edlund (1995-98)	(517-92-1,200) .354
3.	Niece Curry (2001-03)	(704-213-1,495) .328
4.	Belita Salters (2005-08)	(892-299-1,903) .312
5.	Libby Ralston (1989-92)	(699-225-1,572) .302
6.	<i>Mikayla Shields (2016-)</i>	<i>(637-205-1490) .290</i>
7.	Sam Alban (1999-02)	(844-316-1,877) .281
8.	Heather Larkin (1994-97)	(1,293-463-2,958) .281
9.	S. Pflughaupt (1986-89)	(1,093-432-2,413) .274
10.	Berna Dwyer (1999-02)	(1,107-420-2,533) .271

ASSISTS		
Rank	Name (Years)	Assists
1.	Ashley Edlund (1995-98)	5,177
2.	Megan Hosp (1999-02)	4,689
3.	Tammy Correll (1987-90)	4,563
4.	Julie Morrison (1984-87)	3,602
5.	Jodi Thompson (1991-94)	3,237
6.	Taylor Bruns (2009-12)	2,858
7.	Shellie Higgins (1983-84)	2,544
8.	Kelly Morrow (1993-96)	2,136
9.	Bridget Denson-Dorman (2008-09)	2,044
10.	Iris Santos (2003-06)	2,040
-	Aubrey Ezell (2015-)	1,995

ASSISTS PER SET (Min. 500 Assists)		
Rank	Name (Years)	(A-SP) A/S
1.	Megan Hosp (1999-02)	(4,689-387) 12.12
2.	Ashley Edlund (1995-98)	(5,177-430) 12.04
3.	Tammy Correll (1987-90)	(4,563-447) 10.21
4.	Shellie Higgins (1983-84)	(2,544-254) 10.02
5.	Katelyn Panzau (2003-04)	(1,857-194) 9.57
6.	B. Denson-Dorman (2008-09)	(2,044-215) 9.51
7.	Julie Morrison (1984-87)	(3,602-385) 9.36
8.	Taylor Bruns (2009-12)	(2,858-377) 7.58
9.	<i>Courtney Koehler (2016-)</i>	<i>(1,257-189) 6.65</i>
10.	Jodi Thompson (1991-94)	(3,237-495) 6.54

SERVICE ACES		
Rank	Name (Years)	Aces
1.	Cally Plummer (1998-02)	243
2.	Teri Montoya (1983-84)	214
3.	Tammy Correll (1987-90)	190
4.	Lori Rowe (1983-86)	186
5.	Jodi Thompson (1991-94)	162
6.	Megan Hosp (1999-02)	132
7.	Ashley Edlund (1995-98)	130
8.	Kim Brown (1983-84)	129
	<i>Aubrey Ezell (2015-)</i>	<i>129</i>
10.	Colleen McKenzie (1985-88)	119

ACES PER SET (Min. 75 Aces)		
Rank	Name (Years)	(A-SP) A/S
1.	Teri Montoya (1983-84)	(214-254) 0.84
2.	Cally Plummer (1998-02)	(243-394) 0.62
3.	Kim Brown (1983-84)	(129-254) 0.51
4.	Shellie Higgins (1983-84)	(116-254) 0.46
5.	Tammy Correll (1987-90)	(190-447) 0.43
6.	<i>Aubrey Ezell (2015-)</i>	<i>(129-312) 0.41</i>
7.	Lori Rowe (1983-86)	(186-507) 0.37
8.	Crystal Moore (1997-99)	(82-240) 0.34
9.	Megan Hosp (1999-02)	(132-387) 0.34
10.	Jodi Thompson (1991-94)	(162-495) 0.33

DIGS		
Rank	Name (Years)	Digs
1.	Sarah Cline (2006-09)	1,464
2.	Diane Denton (1985-88)	1,462
3.	Hannah Lawing (2007-10)	1,334
4.	Jodi Thompson (1991-94)	1,332
5.	Amy Iannocari (1991-94)	1,196
6.	Ashley Edlund (1995-98)	1,160
7.	Megan Hosp (1999-02)	1,079
8.	Shani Abshier (1994-97)	1,049
9.	Juliette Thévenin (2010-13)	1,012
10.	Paige Wheeler (2010-12)	1,001

DIGS PER SET (Min. 500 Digs)		
Rank	Name (Years)	(D-SP) D/S
1.	Fernanda Laires (1996-97)	(839-208) 4.03
2.	M. Christiaansen (2013-14)	(921-231) 3.99
3.	Kori Ermigarat (1994-95)	(920-233) 3.95
4.	Paige Wheeler (2010-12)	(1,001-280) 3.58
5.	Sarah Cline (2006-09)	(1,464-422) 3.47
6.	Hannah Lawing (2007-10)	(1,334-398) 3.35
7.	Crystal Moore (1997-99)	(765-240) 3.19
8.	Diane Denton (1985-88)	(1,462-477) 3.06
9.	<i>Aubrey Ezell (2015-)</i>	<i>(940-312) 3.01</i>
10.	Katie Gerst (1992-94)	(986-334) 2.95

SOLO BLOCKS		
Rank	Name (Years)	Block Solos
1.	Stephanie Pflughaupt (1986-89)	264
2.	Lori Rowe (1983-86)	191
3.	Amy Collinsworth (1990-93)	117
4.	Libby Ralston (1989-92)	110
5.	Jennifer Guess (1990-93)	79
6.	Heather Larkin (1994-97)	74
7.	Belita Salters (2005-08)	65
8.	Lorri Anderson (1984-85)	62
9.	Toni Venturini (1984-85)	49
10.	Darian Dozier (2012-2015)	47

BLOCK ASSISTS		
Rank	Name (Years)	Block Assists
1.	Stephanie Pflughaupt (1986-89)	461
2.	Lori Rowe (1983-86)	450
3.	Darian Dozier (2012-15)	380
4.	Amy Collinsworth (1990-93)	358
5.	Heather Larkin (1994-97)	344
6.	Jennifer Guess (1990-93)	328
7.	Lori Drost (1994-97)	306
8.	Belita Salters (2005-08)	305
9.	Sam Alban (1999-02)	285
10.	Berna Dwyer (1999-02)	278

TOTAL BLOCKS		
Rank	Name (Years)	Total Blocks
1.	Stephanie Pflughaupt (1986-89)	725
2.	Lori Rowe (1983-86)	641
3.	Amy Collinsworth (1990-93)	475
4.	Darian Dozier (2012-15)	427
5.	Heather Larkin (1994-97)	418
6.	Jennifer Guess (1990-93)	407
7.	Libby Ralston (1989-92)	383
8.	Belita Salters (2005-08)	370
9.	Lori Drost (1994-97)	349
10.	Sam Alban (1999-02)	328

BLOCKS PER SET (Min. 150 Blocks)		
Rank	Name (Years)	(B-SP) B/S
1.	Stephanie Pflughaupt (1986-89)	(725-455) 1.59
2.	Dee Dee Fortman (1995-97)	(248-196) 1.27
3.	Lori Rowe (1983-86)	(641-507) 1.26
4.	Sue Little (1983)	(162-131) 1.24
5.	Libby Ralston (1989-92)	(383-310) 1.24
6.	Danika Taylor (1998-99)	(238-206) 1.16
7.	Lauren Ford (2003-05)	(280-251) 1.12
8.	Heather Larkin (1994-97)	(418-395) 1.06
9.	Amy Collinsworth (1990-93)	(475-450) 1.06
10.	Lorri Anderson (1984-85)	(186-178) 1.05

POINTS		
Rank	Name (Years)	Points
1.	Lori Rowe (1983-86)	2457.0
2.	Shonda Cole (2003-06)	2029.0
3.	Cally Plummer (1998-2002)	1749.5
4.	Juliette Thévenin (2010-13)	1,744.5
5.	Stephanie Pflughaupt (1986-89)	1679.5
6.	Heather Larkin (1994-97)	1636.0
7.	Kim DeNeve (1986-89)	1401.5
8.	Berna Dwyer (1999-2002)	1399.0
9.	Amy Iannocari (1991-94)	1386.5
10.	Ivana Kujundzic (2006-09)	1345.0

POINTS PER SET (Min. 500 Points)		
Rank	Name (Years)	(P-SP) P/S
1.	Shonda Cole (2003-06)	(2,029.0-417) 4.87
2.	Lori Rowe (1983-86)	(2,457.0-507) 4.85
3.	Juliette Thévenin (2010-13)	(1,744.5-391) 4.46
4.	Cally Plummer (1998-2002)	(1,749.5-362) 4.44
5.	Heather Larkin (1994-97)	(1,636.0-395) 4.14
6.	Kori Ermigarat (1994-95)	(946.5-233) 4.06
7.	<i>Mikayla Shields (2016-)</i>	<i>(759.5-197) 3.85</i>
8.	Berna Dwyer (1999-2002)	(1,399.0-366) 3.82
9.	Crystal Moore (1997-99)	(892.5-240) 3.72
10.	Stephanie Pflughaupt (1986-89)	(1,679.5-455) 3.69

NOTE: Box scores are only available from 1993 to the present. Limited records prior to 1993 were also used to compile records.

Current players in *italics*

**FRESHMAN RECORDS
(SINCE 2007)**

Matches Played: Sarah Cline, 32 (2006)
Sets Played: Sarah Cline, 115 (2006)

- Kills**
1. Juliette Thévenin, 2010350
 2. Taylr McNeil, 2014.....324
 3. Lynae Vanden Hull, 2003314

- Kills Per Set**
1. Juliette Thévenin, 20103.65
 2. *Mikayla Shields, 2016.....3.17*
 3. Taylr McNeil, 2014.....3.04

- Attacks**
1. Taylr McNeil, 2014.....935
 2. Juliette Thevenin, 2010.....934
 3. Lynae Vanden Hull, 2003847

- Hitting Percentage (Min. 250 Attacks)**
1. *Mikayla Shields, 2016..... (.309)*
 2. Megan Laughlin, 2003 (.286)
 3. Darian Dozier, 2012 (.265)

- Assists**
1. *Aubrey Ezell, 2015..... 1167*
 2. Katelyn Panzau, 20031069
 3. Jordan Bradosky, 2007651

- Assists Per Set (Min. 150 Assists)**
1. *Aubrey Ezell, 2015..... 10.24*
 2. Katelyn Panzau, 200310.18
 3. Helen Recaborde, 2013.....6.93

- Aces**
1. *Aubrey Ezell, 2015..... 47*
 2. Lynae Vanden Hull, 200342
 - Megan Laughlin, 200742

- Aces Per Set (Min. 25 Aces)**
1. *Aubrey Ezell, 2015..... 0.41*
 2. *Aubrey Ezell, 2015..... 2.71*
 3. Lynae Vanden Hull, 20030.39

- Digs**
1. *Aubrey Ezell, 2015.....309*
 2. Bethanie Thomas, 2011259
 3. Gabrielle Rubeis, 2013.....246

- Digs Per Set (Min. 150 Digs)**
1. Hannah Lawing, 20072.93
 2. *Aubrey Ezell, 2015..... 2.71*
 3. Bethanie Thomas, 20112.62

- Block Solos**
1. Megan Laughlin, 200723
 2. *Alicia Starr, 2016..... 14*
Mikayla Robinson, 2017..... 14

- Block Assists**
1. Ivana Kujundzic, 200680
 2. *Mikayla Robinson, 2017..... 79*
 3. Megan Laughlin, 200775
 - Jacqy Angermiller, 201375

- Total Blocks**
1. Megan Laughlin, 200798
 2. *Mikayla Robinson, 2017..... 93*
 3. Ivana Kujundzic, 200685

- Blocks Per Set (Min. 50 Blocks)**
1. *Alicia Starr, 2016..... 1.18*
 2. Jacqy Angermiller, 20131.08
 3. Megan Laughlin, 20070.98

**SOPHOMORE RECORDS
(SINCE 2007)**

Matches Played: Four tied with 32
Sets Played: Koko Atoa-Williams, 121 (2014)

- Kills**
1. Shonda Cole, 2004379
 2. Ivana Kujundzic, 2007349
 3. Niece Curry, 2002.....335

- Kills Per Set**
1. Shonda Cole, 20044.03
 2. Juliette Thévenin, 20113.65
 3. Niece Curry, 2002.....3.38

- Attacks**
1. Koko Atoa-Williams, 2014.....991
 2. Shonda Cole, 2004976
 3. Ivana Kujundzic, 2007954

- Hitting Percentage (Min. 250 Attacks)**
1. Niece Curry, 2002..... (.404)
 2. Frankie Vain, 2011..... (.320)
 3. Megan Laughlin, 2008..... (.308)

- Assists**
1. *Courtney Koehler, 2017..... 869*
 2. Kellie McNeil, 2013.....834
 3. Katelyn Panzau, 2004788

- Assists Per Set (Min. 150 Assists)**
1. Kellie McNeil, 2013..... 10.17
 2. *Courtney Koehler, 2017..... 9.45*
 3. Katelyn Panzau, 20048.85

- Aces**
1. *Aubrey Ezell, 2016..... 39*
 2. Hannah Lawing, 200832
 3. Three tied.....31

- Aces Per Set (Min. 25 Aces)**
1. *Aubrey Ezell, 2016..... 0.39*
 2. Katelyn Panzau, 20040.35
 3. Lauren Ford, 20030.31

- Digs**
1. Paige Wheeler, 2011475
 2. Sarah Cline, 2007368
 3. Dinelia Concepcion, 2006288

- Digs Per Set (Min. 150 Digs)**
1. Paige Wheeler, 20114.57
 2. Sarah Cline, 20073.76
 3. Katelyn Panzau, 20042.61

- Block Solos**
1. Niece Curry, 2002..... 15
 2. Belita Salters, 200614
 3. *Mikayla Shields, 2017..... 13*

- Block Assists**
1. Darian Dozier, 2013107
 2. Niece Curry, 2002.....99
 3. Belita Salters, 200690

- Total Blocks**
1. Darian Dozier, 2013115
 2. Niece Curry, 2002.....114
 3. Belita Salters, 2006104

- Blocks Per Set (Min. 50 Blocks)**
1. Niece Curry, 2002..... 1.15
 2. Crystal Johnson, 2005.....1.10
 2. Darian Dozier, 20131.06

**JUNIOR RECORDS
(SINCE 2007)**

Matches Played: Paige Wheeler, 32 (2012)
Sets Played: Darian Dozier, 120 (2014)

- Kills**
1. Juliette Thévenin, 2012453
 2. Shonda Cole, 2005414
 3. Ivana Kujundzic, 2008401

- Kills Per Set**
1. Juliette Thévenin, 20124.31
 2. Shonda Cole, 20054.18
 3. Cally Plummer, 20013.68

- Attacks**
1. Juliette Thévenin, 20121,073
 2. Ivana Kujundzic, 20081,051
 3. Dessaa Legros, 2015.....973

- Hitting Percentage (Min. 250 Attacks)**
1. Belita Salters, 2007 (.330)
 2. Sam Alban, 2001 (.298)
 3. Juliette Thévenin, 2012 (.290)

- Assists**
1. Bridgette Denson-Dorman, 2008....1120
 2. Megan Hosp, 20011113
 3. Taylor Bruns, 2011971

- Assists Per Set (Min. 150 Assists)**
1. Megan Hosp, 200112.10
 2. Bridgette Denson-Dorman, 2008...10.57
 3. Taylor Bruns, 20119.52

- Aces**
1. Cally Plummer, 200150
 2. *Aubrey Ezell, 2017..... 41*
 3. Ivana Kujundzic, 200835

- Aces Per Set (Min. 25 Aces)**
1. Cally Plummer, 20010.54
 2. *Aubrey Ezell, 2017..... 0.45*
 3. Iris Santos, 20050.33

- Digs**
1. Paige Wheeler, 2012.....414
 2. *Aubrey Ezell, 2017..... 413*
 3. Michaela Christiaansen, 2013386

- Digs Per Set (Min. 150 Digs)**
1. *Aubrey Ezell, 2017..... 4.49*
 2. Paige Wheeler, 2012.....3.91
 3. Sarah Cline, 20083.84

- Block Solos**
1. Belita Salters, 200733
 2. Ivana Kujundzic, 200815
 - Niece Curry, 2003.....15

- Block Assists**
1. Darian Dozier, 2014127
 2. Lauren Ford, 2003107
 3. Belita Salters, 200795
 - Nicole Miller, 2004.....95

- Total Blocks**
1. Darian Dozier, 2014141
 2. Belita Salters, 2007128
 3. Lauren Ford, 2004118

- Blocks Per Set (Min. 50 Blocks)**
1. Lauren Ford, 20041.27
 2. Belita Salters, 20071.21
 3. Darian Dozier, 20141.14

**SENIOR RECORDS
(SINCE 2007)**

Matches Played: Cole, Thomson, 32 (2006)
Sets Played: Alexis Thomson, 123 (2006)

- Kills**
1. Shonda Cole, 2006703
 2. Juliette Thévenin, 2013466
 3. Sarah Blomgren, 2015.....345

- Kills Per Set**
1. Shonda Cole, 20065.76
 2. Juliette Thévenin, 20134.57
 3. Berna Dwyer, 20023.22

- Attacks**
1. Shonda Cole, 20061,541
 2. Juliette Thévenin, 20131,173
 3. Sarah Blomgren, 2015.....851

- Hitting Percentage (Min. 250 Attacks)**
1. Belita Salters, 2008 (.389)
 2. Berna Dwyer, 2002 (.354)
 3. Darian Dozier, 2015 (.314)

- Assists**
1. Megan Hosp, 20021,218
 2. Iris Santos, 2006978
 3. Bridgette Denson-Dorman, 2009 ..924

- Assists Per Set (Min. 150 Assists)**
1. Megan Hosp, 200212.30
 2. Iris Santos, 200611.37
 3. Taylor Bruns, 20129.34

- Aces**
1. Megan Hosp, 200253
 2. Shonda Cole, 200647
 3. Ivana Kujundzic, 200923

- Aces Per Set (Min. 25 Aces)**
1. Cally Plummer, 20020.57
 2. Megan Hosp, 20020.54
 3. Shonda Cole, 20060.39

- Digs**
1. Mikaela Christiaansen, 2014.....535
 2. Hannah Lawing, 2010523
 3. Sarah Cline, 2009498

- Digs Per Set (Min. 150 Digs)**
1. Hannah Lawing, 20104.89
 2. Sarah Cline, 20094.57
 3. Mikaela Christiaansen, 2014.....4.35

- Block Solos**
1. Darian Dozier, 201518
 2. Nicole Miller, 200517
 3. Shonda Cole, 200615
 - Belita Salters, 200815

- Block Assists**
1. Berna Dwyer, 200288
 - Nicole Miller, 200588
 3. Darian Dozier, 201586

- Total Blocks**
1. Nicole Miller, 2005107
 2. Darian Dozier, 2015104
 3. Berna Dwyer, 2002102

- Blocks Per Set (Min. 50 Blocks)**
1. Nicole Miller, 20051.13
 2. Berna Dwyer, 20021.10
 3. Darian Dozier, 20151.01



DOTTIE HAMPTON || INTERIM HEAD COACH

- Previously served on the staff as assistant coach and recruiting coordinator
- Was head coach for one season at Niagara
- Part of staff that brought in the 26th-ranked recruiting class for 2017
- Previously coached at Butler, George Mason, Pitt and Indiana
- Was a two-sport athlete at IPFW

The 12th head coach in Gamecock Volleyball history, Dottie Hampton has been elevated to the interim head coach after four years as the Gamecocks' assistant coach and recruiting coordinator.

Hampton has been a key factor in developing a talented young core that boosted the program to its highest win total since 2012, as South Carolina went 18-12 in 2016. Freshmen Mikayla Shields, Courtney Koehler, Claire Edwards and Alicia Starr each played major roles for the team in their first seasons, and enter 2017 as players to watch for the Gamecocks.

In 2015, she helped recruit a stellar class of six freshmen who combined to start 43 matches and play major roles across every position. Aubrey Ezell would be a highlight, as she earned three weekly SEC awards and was named to the conference's All-Freshman team at the end of the year.

Hampton spent the 2013 season as an assistant coach at Butler University and brings a wealth of experience as a coach and player to the Gamecock staff. A native of Richmond, Ind., Hampton works on the offensive side with the Gamecocks' outside hitters and middle blockers.

With the help of Hampton, the Bulldogs had their best season of head coach Sharon Clark's 14-year tenure in 2013 as they went 24-8 overall and 11-5 in BIG EAST play. Hampton helped outside hitter Belle Obert (first team), middle blocker Erica Stahl (first team) and setter Morgan Peterson (second team) earn All-BIG EAST honors. Stahl was also named first team All-East Region by the American Volleyball Coaches Association.

Prior to coaching at Butler, Hampton served as head coach at Niagara in 2012. She guided the Purple Eagles to a 15-14 record, including a 12-6 mark in the Metro Atlantic Athletic Conference. Under the tutelage of Hampton, outside hitter Kari Honomichl was named MAAC Player of the Year, becoming the first Niagara player to earn the honor.

Hampton has also served as an assistant coach at Pittsburgh, George Mason and Indiana. During the 2011 season, she helped the Panthers to an 18-15 record. From 2007-11 Hampton was an assistant coach at George Mason and worked with the middle blockers, setters and defensive specialists. During the 2009 season, Hampton played an integral role in leading the Patriots to a 23-9 overall record and a Colonial Athletic Association Conference title, earning an NCAA Tournament berth. Middle blocker Holly Goode was named the CAA Player of the Year and AVCA All-East Region with Hampton's guidance in 2009.

Hampton gained her first assistant coaching experience at Indiana from 2005-06, working with the Hoosiers' middle blockers. Middle blocker Mandy Eberle set single-season records for block assists and total blocks for the Hoosiers in 2005.

Coaching club volleyball has also been a big part of Hampton's career. She began with the Indy Juniors in 2002 and last coached a club team in 2011-12 with the Pittsburgh Elite. Her 2004 Indy Juniors 18-1 squad qualified for the USA Nationals, and every senior earned a spot on a collegiate roster.

During her playing days, Hampton was a standout for IPFW from 1994-97. She garnered AVCA All-America honors and was a three-time GLVC All-Conference and two-time All-Region selection. Hampton, who was inducted into the IPFW Hall of Fame in 2010, was also a two-time IPFW Player of the Year. She earned her degree in communications with a minor in media production from Purdue University while attending IPFW.

Following her playing career at IPFW, Hampton played as an outside hitter in the European Professional league, playing in Finland, Italy, Portugal and Turkey from 1998-2001.

Hampton is married to Arisca Hampton. The couple resides in Columbia.



HEAD COACHING RECORD

Year	School	Overall			Conference			Finish
		W	L	PCT	W	L	PCT	
2012	Niagara	15	14	.517	12	6	.667	-
2017	South Carolina	2	7	.250	2	7	.250	-
TOTAL		17	21	.447	14	13	.519	

ASSISTANT COACHING RECORD

Year	School	W	L	PCT	W	L	PCT
2014-17	South Carolina	57	50	.533	21	36	.368
2013	Butler	24	8	.750	11	5	.688
2011-12	Pittsburgh	35	29	.547	14	15	.483
2007-11	George Mason	67	70	.489	33	37	.471
2005-06	Indiana	19	45	.297	3	37	.075

13 Seasons

THE HAMPTON TIMELINE

Coaching	
2017-present	Interim head coach, South Carolina
2014-2017	Assistant coach/recruiting coordinator, South Carolina
2013	Assistant coach, Butler
2012	Head coach, Niagara
2011-12	Assistant coach, Pittsburgh/Assistant coach, Pittsburgh Elite Club
2007-11	Assistant coach, George Mason
2005-06	Assistant coach, Indiana
2002-05	Co-head coach, Indy Juniors Volleyball Club
Education	
1998	B.A., Media Production, Purdue



1 CLAIRE EDWARDS

6-2 | Freshman | MB/RS | Sports/Entertainment Mgmt Major | Columbia, S.C. (River Bluff)

SEASON HIGHS

Kills 13, Texas Tech (9/16)
Attempts 32, Texas Tech (9/16)
Hit. % (Min. 5 Att.) .545, Troy (8/26)
Assists 1, 2x, last vs. Ga. Southern (9/15)
Aces 2, 2x, last vs. Ga. Southern (9/15)
Digs 5, Texas Tech (9/16/17)
Block Solo 3, Ole Miss (10/15/17)
Block Assists 6, 2x, last vs. Texas Tech (9/16)
Total Blocks 7, UNF (8/26)

CAREER HIGHS

Kills 13, Texas Tech (9/16/17)
Attempts 32, Texas Tech (9/16/17)
Hit. % (Min. 5 Att.) .714, Gardner-Webb (9/17/16)
Assists 1, 3x, last vs. Ga. Southern (9/15/17)
Aces 2, 2x, last vs. Ga. Southern (9/15/17)
Digs 5, Texas Tech (9/16/17)
Block Solo 3, Ole Miss (10/15/17)
Block Assists 6, 4x, last vs. Texas Tech (9/16/17)
Total Blocks 7, 2x, last vs. UNF (8/26/17)

SEASON HIGHLIGHTS

- Tied a career high with seven blocks against UNF (8/26)
- Hit .545 with six kills against Troy (8/26)
- Hit a career-high two aces in the fifth set of the loss against Radford (9/9)
- Led the team with a career-high 13 kills against Texas Tech, also setting new career highs for digs and block assists (9/16)
- Hit .471 with nine kills vs. Tennessee (10/1)
- Had three solo blocks vs. Ole Miss, a new career best (10/16)
- Hit .432 with 19 kills over two road matches at Tennessee and Kentucky (11/3-5)

CAREER STATISTICS

YEAR	SP	MP	KILL	K/S	ERR	ATT	PCT	AST	A/S	SA	SA/S	SE	DIG	D/S	RE	BS	BA	TB	B/S	BE	BHE	PTS	PT/S
2016	63	26	79	1.25	23	177	.316	1	0.02	4	0.06	7	3	0.05	0	8	46	54	0.86	5	0	114.0	1.81
2017	77	22	135	1.75	53	331	.248	2	0.03	11	0.14	33	31	0.40	0	11	48	59	0.77	3	2	181.0	2.35
TOTAL	140	48	214	1.53	76	508	.272	3	0.02	15	0.11	40	34	0.24	0	19	94	113	0.81	8	2	295.0	2.11



3 JESS VASTINE

6-0 | Freshman | OH | Exercise Science Major | Wittman, Ariz. (Millennium)

SEASON/CAREER HIGHS

Kills 9, Georgia Southern (9/15)
Attempts 22, Duke (9/2)
Hit. % (Min. 5 Att.) .571, Clemson (9/16)
Assists 2, 2x, last vs. Georgia (10/6)
Aces 2, Texas Tech (9/16)
Digs 11, Duke (9/2)
Blocks Solo -
Block Assists 4, Duke (9/2)
Total Blocks 4, Duke (9/2)

SEASON HIGHLIGHTS

- Popped up 11 digs and added four block assists and three kills in the win over Duke (9/2).
- Made her first start against EKU (9/8)
- Her nine kills against Georgia Southern set a new personal best and led the team (9/15)
- Had eight digs and four kills vs. Tennessee (10/1)

BEFORE SOUTH CAROLINA

- Finished second in kills and third in aces at the state's Division II level.
- Was a AIA Division I first team member while playing for her mother at Millennium High School.

CAREER STATISTICS

YEAR	SP	MP	KILL	K/S	ERR	ATT	PCT	AST	A/S	SA	SA/S	SE	DIG	D/S	RE	BS	BA	TB	B/S	BE	BHE	PTS	PT/S
2017	64	23	34	0.53	20	133	.105	17	0.27	7	0.11	7	85	1.33	17	0	9	9	0.14	1	0	45.5	0.70
TOTAL	64	23	34	0.53	20	133	.105	17	0.27	7	0.11	7	85	1.33	17	0	9	9	0.14	1	0	45.5	0.70



5 AUBREY EZELL

5-8 | Junior | DS/Libero | Public Health Major | Granbury, Texas (Granbury)

SEASON HIGHS

Kills 1, 2x, last vs. Radford (9/9)
Attempts 5, UNCW (9/1)
Hit. % (Min. 5 Att.) .200, UNCW (9/1)
Assists 17, UNCW (9/1)
Aces 6, Miami (9/8)
Digs 25, 2x, last at Auburn (10/18)
Blocks Solo -
Block Assists -
Total Blocks -

CAREER HIGHS

Kills 5, 2x, last vs. Arkansas (10/25/15)
Attempts 9, Winthrop (9/5/15)
Hit. % (Min. 5 Att.) .600, Clemson (9/4/16)
Assists 62, Tennessee (10/18/15)
Aces 6, Miami (9/8/17)
Digs 25, 2x, last at Auburn (10/18/17)
Blocks Solo 1, 4x, last at Ga. Southern (9/10/16)
Block Assists 5, Auburn (11/6/15)
Total Blocks 5, Auburn (11/6/15)

SEASON HIGHLIGHTS

- Set a career high with 19 digs against Mercer (8/25)
- Recorded her 26th career double-double against UNCW, finishing with 17 assists and 15 digs (9/1)
- Recorded 16 aces over 13 sets at the Carolina Classic, including six against Miami to match a career high and tying the program record for aces in a five-set match (9/8)
- Dug up a career-high 25 balls against Tennessee (10/1)
- Matched her high with 25 digs at Auburn, also adding in eight assists (10/18)

CAREER STATISTICS

YEAR	SP	MP	KILL	K/S	ERR	ATT	PCT	AST	A/S	SA	SA/S	SE	DIG	D/S	RE	BS	BA	TB	B/S	BE	BHE	PTS	PT/S
2015	114	31	50	0.44	22	141	.199	1167	10.24	47	0.41	94	309	2.71	0	4	47	51	0.45	10	10	124.5	1.09
2016	106	30	42	0.40	9	108	.306	726	6.85	41	0.39	62	218	2.06	1	1	8	9	0.08	1	0	88.0	0.83
2017	92	24	2	0.02	3	17	-.059	102	1.11	41	0.45	67	413	4.49	22	0	0	0	0.00	0	6	43.0	0.47
TOTAL	312	85	94	0.30	34	266	.226	1995	6.39	129	0.41	223	940	3.01	23	5	55	60	0.19	11	16	255.5	0.82



6 COURTNEY KOEHLER

5-11 | Sophomore | Setter | Sports/Entertainment Mgmt Major | Asheville, N.C. (A.C. Reynolds)

SEASON/CAREER HIGHS

Kills 6, 2x, last at Auburn (10/18)
Attempts 12, Texas Tech (9/16)
Hit. % (Min. 5 Att.) .625, Ga. Southern (9/15)
Assists 50, Tennessee (10/1)
Aces 3, Georgia (10/6)
Digs 11, 3x, last vs. Texas Tech (9/16)
Blocks Solo 2, Miami (Ohio) (9/8)
Block Assists 4, Texas Tech (9/16)
Total Blocks 4, Texas Tech (9/16)

CAREER HIGHS

Kills 6, 2x, last at Auburn (10/18/17)
Attempts 12, Texas Tech (9/16/17)
Hit. % (Min. 5 Att.) .625, Ga. Southern (9/15/17)
Assists 50, Tennessee (10/1/17)
Aces 3, Georgia (10/6/17)
Digs 11, 4x, last vs. Texas Tech (9/16/17)
Blocks Solo 2, Miami (Ohio) (9/8/17)
Block Assists 4, Texas Tech (9/16/17)
Total Blocks 4, Texas Tech (9/16/17)

- SEASON HIGHLIGHTS**
- Posted a double-double against UNCW, with 30 assists and 10 digs (9/1)
 - Tied a career high with 11 digs against Miami, and set a career high with two solo blocks (9/8)
 - Set new career highs for kills and blocks against Texas Tech, and matched her personal best in digs (9/16)
 - Had a solid all-around match at Auburn, with six kills, 41 assists, 10 digs and a pair of aces (10/18)
 - Dished out a career-high 54 assists vs. Tennessee (11/3)

CAREER STATISTICS

YEAR	SP	MP	KILL	K/S	ERR	ATT	PCT	AST	A/S	SA	SA/S	SE	DIG	D/S	RE	BS	BA	TB	B/S	BE	BHE	PTS	PT/S
2016	97	30	1	0.01	4	11	-.273	388	4.00	12	0.12	9	105	1.08	1	0	2	2	0.02	1	5	14.0	0.14
2017	92	24	73	0.79	12	173	.353	869	9.45	17	0.18	17	165	1.79	0	9	29	38	0.41	9	23	113.5	1.23
TOTAL	189	54	74	0.39	16	184	.315	1257	6.65	29	0.15	26	270	1.43	1	9	31	40	0.21	10	28	127.5	0.67



7 BROOKE GOSTOMSKI

6-0 | Freshman | OH | Pharmacy Major | Muskego, Wisc. (Muskego)

SEASON/CAREER HIGHS


Kills 5, Mercer (8/25)
Attempts 8, Mercer (8/25)
Hit. % (Min. 5 Att.) .500, Mercer (8/25)
Assists 1, 2x, last at Alabama (10/24)
Aces 2, LSU (9/29)
Digs 9, Alabama (10/22)
Blocks Solo -
Block Assists -
Total Blocks -

- SEASON HIGHLIGHTS**
- Made her college debut with five kills off the bench against Mercer, hitting .500 (8/25)
 - Recorded a pair of aces against LSU (9/29)
 - Set a season high with nine digs at Alabama (10/22)

- BEFORE SOUTH CAROLINA**
- Multiple-time Wisconsin Volleyball Coaches Association (WVCA) All-State honoree.
 - She missed her senior season due to injury, but still was named one of the top 150 high school seniors due to her success at the club level.

CAREER STATISTICS

YEAR	SP	MP	KILL	K/S	ERR	ATT	PCT	AST	A/S	SA	SA/S	SE	DIG	D/S	RE	BS	BA	TB	B/S	BE	BHE	PTS	PT/S
2017	35	16	11	0.31	4	26	.269	2	0.06	7	0.20	5	24	0.73	5	0	1	1	0.03	0	0	16.5	0.48
TOTAL	35	16	11	0.31	4	26	.269	2	0.06	7	0.20	5	24	0.73	5	0	1	1	0.03	0	0	16.5	0.48



8 MIKAYLA SHIELDS

6-0 | Sophomore | RS/OH | Biological Sciences Major | Orlando, Fla. (Lake Nona)

SEASON HIGHS

Kills 26, 2x, last vs. Miami (9/8)
Attempts 57, Alabama (10/22)
Hit. % (Min. 5 Att.) .511, Duke (9/2)
Assists 3, Duke (9/2)
Aces 2, 2x, last vs. Miami (9/8)
Digs 19, 2x, last at Tennessee (11/3)
Blocks Solo 2, 2x, last vs. Georgia (10/6)
Block Assists 4, 2x, last vs. Clemson (9/16)
Total Blocks 5, 2x, last vs. Georgia (10/6)

CAREER HIGHS

Kills 26, Duke (9/2/17)
Attempts 57, Alabama (10/22/17)
Hit. % (Min. 5 Att.) .619, William & Mary (9/17/16)
Assists 3, Duke (9/2/17)
Aces 6, Georgia (11/6/16)
Digs 19, 2x, last at Tennessee (11/3/17)
Blocks Solo 2, 2x, last vs. Georgia (10/6/17)
Block Assists 5, 2x, last at Georgia (10/7/16)
Total Blocks 6, Binghamton (8/27/16)

- SEASON HIGHLIGHTS**
- Averaged 5.33 kills and 3.17 digs per set, while hitting .383, at the Duke Invitational (9/1-2).
 - Led the offense with four kills and 3.15 digs per set at the Carolina Classic (9/8-9)
 - Led the team with 21 kills and added 10 digs against Tennessee (10/1)
 - Had a double-double with 19 kills and 16 digs at Alabama (10/22)
 - Hit .419 and went for 23 kills and 19 digs in a win at Tennessee (11/3)

CAREER STATISTICS

YEAR	SP	MP	KILL	K/S	ERR	ATT	PCT	AST	A/S	SA	SA/S	SE	DIG	D/S	RE	BS	BA	TB	B/S	BE	BHE	PTS	PT/S
2016	105	30	341	3.25	108	757	.308	7	0.07	8	0.08	7	116	1.10	5	5	65	70	0.67	13	1	386.5	3.68
2017	92	24	327	3.55	105	805	.276	20	0.22	11	0.12	34	234	2.54	16	13	44	57	0.62	10	3	373.0	4.05
TOTAL	197	54	668	3.39	213	1562	.291	27	0.14	19	0.10	41	350	1.78	21	18	109	127	0.64	23	4	759.5	3.85



9 ELLIE POPELKA

6-2 | Freshman | MB | Business Major | Williamsburg, Va. (Jamestown)

SEASON/CAREER HIGHS

Kills	-
Attempts	-
Hit. % (Min. 5 Att.)	-
Assists	-
Aces	-
Digs	-
Blocks Solo	-
Block Assists	-
Total Blocks	-

SEASON HIGHLIGHTS

•

BEFORE SOUTH CAROLINA

- A high school all-american for Jamestown High School in Virginia
- Made the AVCA's high school phenom team three times
- Wendy's High School Heisman representative for her high school

CAREER STATISTICS

YEAR	SP	MP	KILL	K/S	ERR	ATT	PCT	AST	A/S	SA	SA/S	SE	DIG	D/S	RE	BS	BA	TB	B/S	BE	BHE	PTS	PT/S	
2017	-	-	-	-	-	-	-	-	-	-	-	-	-	-	-	-	-	-	-	-	-	-	-	-
TOTAL	-	-	-	-	-	-	-	-	-	-	-	-	-	-	-	-	-	-	-	-	-	-	-	-



10 EMMA LOCK

5-9 | R-Sophomore | DS/Libero | Experimental Psychology Major | Lee's Summit, Mo. (Lee's Summit)

SEASON HIGHS

Kills	1, 2x, last vs. UNCW (9/1)
Attempts	1, 3x, last vs. ECU (9/8)
Hit. % (Min. 5 Att.)	-
Assists	4, Mercer (8/25)
Aces	2, 2x, last vs. Duke (9/2)
Digs	11, 2x, last at Auburn (10/18)
Blocks Solo	-
Block Assists	-
Total Blocks	-

CAREER HIGHS

Kills	1, 4x, last vs. UNCW (9/1/17)
Attempts	5, LSU (9/27/15)
Hit. % (Min. 5 Att.)	.200, LSU (9/27/15)
Assists	4, 3x, last vs. Mercer (8/25/17)
Aces	2, 2x, last vs. UNF (8/26/17)
Digs	19, Western Michigan (9/12/15)
Blocks Solo	N/A
Block Assists	N/A
Total Blocks	N/A

SEASON HIGHLIGHTS

- Returned from a season-ending injury to see time in all three weekend matches for the Gamecocks in their season opener
- Served up a pair of aces against UNF, also adding a weekend-best three digs
- Matched a career high with four assists against Mercer (8/25)
- Dug up 11 balls against UNCW (9/1)
- Added 11 digs off the bench at Auburn (10/18)

CAREER STATISTICS

YEAR	SP	MP	KILL	K/S	ERR	ATT	PCT	AST	A/S	SA	SA/S	SE	DIG	D/S	RE	BS	BA	TB	B/S	BE	BHE	PTS	PT/S
2015	87	27	2	0.02	3	16	-.062	31	0.36	11	0.13	16	140	1.61	10	0	0	0	0.00	0	3	13.0	0.15
2016	15	9	1	0.07	1	2	.000	0	0.00	2	0.13	4	208	1.45	22	0	0	0	0.00	0	3	23.0	0.16
2017	64	22	2	0.03	3	9	-.111	11	0.17	7	0.11	12	74	1.16	11	0	0	0	0.00	0	0	9.0	0.14
TOTAL	166	58	5	0.03	7	27	-.074	42	0.25	20	0.12	32	241	1.45	25	0	0	0	0.00	0	3	25.0	0.15



11 MIKAYLA ROBINSON

6-2 | Freshman | MB | Broadcast Journalism Major | West Dundee, Ill. (Harvest Christian Academy)

SEASON/CAREER HIGHS

Kills	14, Radford (9/9)
Attempts	32, Radford (9/9)
Hit. % (Min. 5 Att.)	.846, Mercer (8/25)
Assists	1, 4x, last at Tennessee (11/3)
Aces	-
Digs	2, ECU (9/8)
Blocks Solo	2, 3x, last vs. Auburn (10/29)
Block Assists	7, 2x, last vs. Auburn (10/29)
Total Blocks	9, Auburn (10/29)

SEASON HIGHLIGHTS

- Set the program's rally scoring era record for hitting percentage (.846) vs. Mercer (8/25)
- Averaged 1.60 blocks per set at the Clemson Challenge (9/15-16)
- Helped the team upset Auburn thanks to 13 kills and five blocks (10/18)
- Hit .500 with 14 kills and five blocks at Alabama (10/22)
- Set a season high with nine blocks against Auburn (10/29)

BEFORE SOUTH CAROLINA

- Ranked as a top-20 recruit, and is also a high school all-american.
- Made Volleyball Magazine's Fab 50 team

CAREER STATISTICS

YEAR	SP	MP	KILL	K/S	ERR	ATT	PCT	AST	A/S	SA	SA/S	SE	DIG	D/S	RE	BS	BA	TB	B/S	BE	BHE	PTS	PT/S
2017	91	24	211	2.32	76	436	.310	4	0.04	0	0.00	0	8	0.09	1	14	79	93	1.02	5	0	264.5	2.90
TOTAL	91	24	211	2.32	76	436	.310	4	0.04	0	0.00	0	8	0.09	1	14	79	93	1.02	5	0	264.5	2.90



12 COURTNEY FURLONG

6-3 | Junior | OH | Experimental Psychology Major | Oviedo, Fla. (Oviedo)

SEASON HIGHS

Kills	10, 2x, last at Kentucky (11/3)
Attempts	32, Tennessee (11/3)
Hit. % (Min. 5 Att.)	.350, UNF (8/26)
Assists	2, Tennessee (11/3)
Aces	2, Radford (9/9)
Digs	16, UNCW (9/1)
Blocks Solo	1, 2x, last vs. UNCW (9/1)
Block Assists	5, EKU (9/8)
Total Blocks	5, EKU (9/8)

CAREER HIGHS

Kills	13, Western Michigan (9/12/15)
Attempts	40, Western Michigan (9/12/15)
Hit. % (Min. 5 Att.)	.556, Georgia (11/6/16)
Assists	2, 2x, last at Tennessee (11/3/17)
Aces	2, Radford (9/9/17)
Digs	16, UNCW (9/1/17)
Blocks Solo	2, at Charleston (8/26/16)
Block Assists	5, EKU (9/8/17)
Total Blocks	5, EKU (9/8/17)

SEASON HIGHLIGHTS

- Hit. 350 with 10 kills in the win over North Florida (8/26)
- Came off the bench and had three kills, an ace and a solo block in the win over Troy (8/26)
- Dug a career-high 16 balls against UNCW (9/1)
- Matched a season-high with 10 kills at Tennessee, and added five digs and two blocks (11/3)

CAREER STATISTICS

YEAR	SP	MP	KILL	K/S	ERR	ATT	PCT	AST	A/S	SA	SA/S	SE	DIG	D/S	RE	BS	BA	TB	B/S	BE	BHE	PTS	PT/S
2015	86	31	110	1.28	54	356	.157	4	0.05	2	0.02	0	37	0.43	2	5	26	31	0.36	4	0	130.0	1.51
2016	41	22	63	1.54	29	162	.210	6	0.15	0	0.00	1	25	0.61	6	5	15	20	0.49	0	0	75.5	1.83
2017	53	20	72	1.36	50	264	.083	4	0.08	3	0.06	1	48	0.91	6	4	27	31	0.58	5	0	92.5	1.74
TOTAL	180	73	245	1.36	133	782	.143	14	0.08	5	0.03	2	110	0.61	14	14	68	82	0.46	9	0	298.0	1.66



15 JESSE TURNER

6-2 | Junior | MB/RS | Biological Sciences Major | Austin, Texas (Westlake)

SEASON HIGHS

Kills	1, Troy (8/26)
Attempts	3, Troy (8/26)
Hit. % (Min. 5 Att.)	-
Assists	-
Aces	-
Digs	-
Blocks Solo	-
Block Assists	-
Total Blocks	-

CAREER HIGHS

Kills	3, 2x, last vs. Gardner-Webb (9/17/16)
Attempts	12, Florida (10/30/15)
Hit. % (Min. 5 Att.)	.250, Florida (10/30/15)
Assists	N/A
Aces	N/A
Digs	2, Florida (10/30/15)
Blocks Solo	N/A
Block Assists	1, 3x, last vs. Florida (10/9/16)
Total Blocks	1, 3x, last vs. Florida (10/9/16)

SEASON HIGHLIGHTS

- Saw her first playing time against Troy, getting a kill in three swings (8/26)

CAREER STATISTICS

YEAR	SP	MP	KILL	K/S	ERR	ATT	PCT	AST	A/S	SA	SA/S	SE	DIG	D/S	RE	BS	BA	TB	B/S	BE	BHE	PTS	PT/S
2015	5	3	3	0.60	1	16	.125	0	0.00	0	0.00	0	2	0.40	0	0	2	2	0.40	0	0	4.0	0.80
2016	7	6	8	1.14	1	30	.233	1	0.14	0	0.00	0	2	0.29	0	0	4	4	0.57	1	0	10.0	1.43
2017	1	1	1	1.00	0	3	.333	0	0.00	0	0.00	0	0	0.00	0	0	0	0	0.00	0	0	2.0	1.00
TOTAL	13	10	12	0.92	2	49	.204	1	0.08	0	0.00	0	4	0.31	0	0	6	6	0.46	1	0	16.0	1.14



16 SAVANNAH MURRAY

5-9 | Sophomore | DS/Libero | Exercise Science Major | St. Augustine, Fla. (Bartram Trail)

SEASON HIGHS

Kills	-
Attempts	-
Hit. % (Min. 5 Att.)	-
Assists	1, Alabama (10/22)
Aces	-
Digs	12, Alabama (10/22)
Blocks Solo	-
Block Assists	-
Total Blocks	-

SEASON/CAREER HIGHS

Kills	N/A
Attempts	1, 2x, last at Texas A&M (10/14/16)
Hit. % (Min. 5 Att.)	N/A
Assists	1, 2x, last at Alabama (10/22/17)
Aces	1, 3x, last vs. Georgia (11/6/16)
Digs	12, Alabama (10/22/17)
Blocks Solo	N/A
Block Assists	N/A
Total Blocks	N/A

SEASON HIGHLIGHTS

- Played the back row against Troy (8/26)
- Made her SEC debut vs. Georgia, and matched her career best with five digs (10/6)
- Set a personal best with 12 digs at Alabama (10/22)

CAREER STATISTICS

YEAR	SP	MP	KILL	K/S	ERR	ATT	PCT	AST	A/S	SA	SA/S	SE	DIG	D/S	RE	BS	BA	TB	B/S	BE	BHE	PTS	PT/S
2016	26	14	0	0.00	1	2	-.500	2	0.08	3	0.12	8	18	0.69	4	0	0	0	0.00	0	0	3.0	0.12
2017	14	8	0	0.00	0	0	.000	1	0.07	0	0.00	1	23	1.64	2	0	0	0	0.00	0	0	0.0	0.00
TOTAL	40	22	0	0.00	1	2	-.500	3	0.08	3	0.08	9	41	1.02	6	0	0	0	0.00	0	0	3.0	0.08



20 ALICIA STARR

6-0 | Sophomore | LS/MB | Exercise Science Major | Blue Springs, Mo. (Blue Springs)

SEASON HIGHS

Kills	12, Duke (9/2)
Attempts	36, Mississippi State (9/22)
Hit. % (Min. 5 Att.)	.500, Duke (9/2)
Assists	3, Texas Tech (9/16)
Aces	1, 2x, last vs. Clemson (9/16)
Digs	11, Texas Tech (9/16)
Blocks Solo	1, 4x, last vs. Georgia (10/6)
Block Assists	7, Duke (9/2)
Total Blocks	7, Duke (9/2)

CAREER HIGHS

Kills	12, Duke (9/2/17)
Attempts	36, Mississippi State (9/22/17)
Hit. % (Min. 5 Att.)	.833, Davidson (9/16/16)
Assists	3, Texas Tech (9/16/17)
Aces	1, 10x, last vs. Clemson (9/16/17)
Digs	11, Texas Tech (9/16/17)
Blocks Solo	4, Davidson (9/16/16)
Block Assists	9, Kentucky (9/2/16)
Total Blocks	11, Kentucky (10/2/16)

SEASON HIGHLIGHTS

- Hit .333 with five kills in the win over Mercer (8/25)
- Popped up four digs to go along with four blocks and eight kills in the win over North Florida (8/26)
- Set a career high with 12 kills and six digs against Duke, also adding seven block assists (9/2)

CAREER STATISTICS

YEAR	SP	MP	KILL	K/S	ERR	ATT	PCT	AST	A/S	SA	SA/S	SE	DIG	D/S	RE	BS	BA	TB	B/S	BE	BHE	PTS	PT/S
2016	71	25	80	1.13	17	189	.333	2	0.03	8	0.11	4	25	0.35	0	14	66	80	1.13	8	0	135.0	1.90
2017	76	22	138	1.82	51	421	.207	16	0.21	3	0.04	12	93	1.22	13	5	42	47	0.62	6	0	167.0	2.20
TOTAL	147	47	218	1.48	68	610	.246	18	0.12	11	0.07	16	118	0.80	13	19	108	127	0.86	14	0	302.0	2.05



22 ABREIA EPPS

6-0 | Senior | OH/RS | Counselor Education Masters | Columbia, S.C. (Charlotte)

SEASON HIGHS

Kills	10, Kentucky (11/5)
Attempts	36, UNCW (9/1)
Hit. % (Min. 5 Att.)	.400, Northwestern (9/1)
Assists	1, Miami (9/8)
Aces	-
Digs	4, Georgia (10/6)
Blocks Solo	-
Block Assists	1, 4x, last vs. Radford (9/9)
Total Blocks	1, 4x, last vs. Radford (9/9)

CAREER HIGHS

Kills	13, William & Mary (9/17)
Attempts	36, UNCW (9/1/17)
Hit. % (Min. 5 Att.)	.588, Furman (9/3/16)
Assists	1, Miami (9/8/17)
Aces	N/A
Digs	2, 5x, last at Georgia (10/7/16)
Blocks Solo	2, College of Charleston (8/26/16)
Block Assists	6, Kentucky (10/2/16)
Total Blocks	6, Kentucky (10/2/16)

SEASON HIGHLIGHTS

- Missed the opening weekend due to injury
- Returned to action at the Duke Invite, and had nine kills against UNCW (9/1)
- Had 16 kills over eight sets against LSU and Tennessee
- Set a season-high with 10 kills at #6 Kentucky (11/5)

CAREER STATISTICS

YEAR	SP	MP	KILL	K/S	ERR	ATT	PCT	AST	A/S	SA	SA/S	SE	DIG	D/S	RE	BS	BA	TB	B/S	BE	BHE	PTS	PT/S
2014*	116	31	263	2.27	135	686	.187	4	0.03	0	0.00	0	41	0.35	3	7	55	62	0.53	12	1		
2015*	94	27	280	2.98	103	734	.241	3	0.03	0	0.00	0	40	0.43	4	6	39	45	0.48	11	0		
TOTAL	210	58	543	2.58	238	1420	.215	7	0.03	0	0.00	0	81	0.39	7	13	94	107	0.51	23	1		

*at UNC-Charlotte

YEAR	SP	MP	KILL	K/S	ERR	ATT	PCT	AST	A/S	SA	SA/S	SE	DIG	D/S	RE	BS	BA	TB	B/S	BE	BHE	PTS	PT/S
2016	73	26	140	1.92	58	345	.238	0	0.00	0	0.00	0	21	0.29	0	2	31	33	0.45	3	0	157.5	2.15
2017	61	18	105	1.72	61	324	.136	2	0.03	0	0.00	0	22	0.36	5	0	11	11	0.18	6	0	110.5	1.80
TOTAL	134	44	245	1.83	119	669	.188	2	0.01	0	0.00	0	43	0.32	5	2	42	44	0.33	9	0	268.0	2.00



23 CALLIE BROWN

6-1 | Junior | MB/RS | Broadcast Journalism Major | Summerfield, N.C. (Rockingham County)

SEASON HIGHS

Kills	2, Alabama (10/22)
Attempts	5, Alabama (10/22)
Hit. % (Min. 5 Att.)	.200, Alabama (10/22)
Assists	-
Aces	-
Digs	-
Blocks Solo	-
Block Assists	2, UNCW (9/1)
Total Blocks	2, UNCW (9/1)

CAREER HIGHS

Kills	3, N.C. Central (8/29/15)
Attempts	5, 2x, last at Alabama (10/22/17)
Hit. % (Min. 5 Att.)	.200, Alabama (10/22/17)
Assists	N/A
Aces	N/A
Digs	1, Tennessee (10/18/15)
Blocks Solo	N/A
Block Assists	2, UNCW (9/1/17)
Total Blocks	2, UNCW (9/1/17)

SEASON HIGHLIGHTS

- Saw time in the win against Troy, getting a kill over three swings (8/26)
- Had a career-high two block assists against UNCW (9/1)
- Played in two sets at Alabama, and finished with two kills and a block assist (10/22)

CAREER STATISTICS

YEAR	SP	MP	KILL	K/S	ERR	ATT	PCT	AST	A/S	SA	SA/S	SE	DIG	D/S	RE	BS	BA	TB	B/S	BE	BHE	PTS	PT/S
2015	18	14	4	0.22	0	11	.364	0	0.00	0	0.00	0	1	0.06	0	0	2	2	0.11	0	0	5.0	0.28
2016	4	4	4	1.00	4	12	.000	0	0.00	0	0.00	0	0	0.00	0	0	0	0	0.00	0	0	4.0	1.00
2017	6	5	3	0.50	2	11	.091	0	0.00	0	0.00	0	0	0.00	0	0	3	3	0.50	0	0	4.5	0.67
TOTAL	28	23	11	0.39	6	34	.147	0	0.00	0	0.00	0	1	0.04	0	0	5	5	0.18	0	0	13.5	0.46



25 COURTNEY MCKEAG

6-0 | R-Junior | MB/OH | Criminology Major | San Juan Capistrano, Calif. (San Juan Hills)

SEASON HIGHS

Kills	1, UNF (8/26)
Attempts	3, UNF (8/26)
Hit. % (Min. 5 Att.)	-
Assists	-
Aces	-
Digs	7, Tennessee (11/3)
Blocks Solo	-
Block Assists	-
Total Blocks	-

CAREER HIGHS

Kills	2, Buffalo (9/9/16)
Attempts	4, Gardner-Webb (9/17/16)
Hit. % (Min. 5 Att.)	N/A
Assists	N/A
Aces	1, 2x, last vs. Gardner-Webb (9/17/16)
Digs	7, Tennessee (11/3/17)
Blocks Solo	N/A
Block Assists	N/A
Total Blocks	N/A

SEASON HIGHLIGHTS

- Came off the bench in the victory over North Florida, getting a kill and a dig (8/26)
- Played in the back row vs. Auburn and set a new personal best with three digs (10/29)
- Earned her first career start at Tennessee, and responded with seven digs as a back-row defender

CAREER STATISTICS

YEAR	SP	MP	KILL	K/S	ERR	ATT	PCT	AST	A/S	SA	SA/S	SE	DIG	D/S	RE	BS	BA	TB	B/S	BE	BHE	PTS	PT/S
2014	-	-	-	-	-	-	-	-	-	DNP - Injured		-	-	-	-	-	-	-	-	-	-	-	-
2015	-	-	-	-	-	-	-	-	-	DNP - Injured		-	-	-	-	-	-	-	-	-	-	-	-
2016	5	4	3	0.60	1	9	.222	0	0.00	2	0.40	0	3	0.60	0	0	0	0	0.00	0	0	5.0	1.00
2017	15	7	1	0.07	0	3	.333	0	0.00	0	0.00	2	15	1.00	2	0	0	0	0.00	0	0	1.0	0.07
TOTAL	20	11	4	0.20	1	12	.250	0	0.00	2	0.10	2	18	0.90	2	0	0	0	0.00	0	0	6.0	0.30

COACHES AND SUPPORT STAFF




Dottie Hampton
Interim Head Coach
Fourth Season



Shonda Cole
Associate Head Coach
Fourth Season



Adrianna Culbert
Assistant Coach
First Season



Julian Welsh-White
Volunteer Assistant Coach
First Season



Maddie Hills
Graduate Assistant
First Season



Alyssa Taylor
Director of Operations
Second Season