



2017-18 SOUTH CAROLINA MEN'S BASKETBALL

DIRECTOR OF ATHLETICS COMMUNICATIONS & PUBLIC RELATIONS: EMILY MILES // EFEENEY@MAILBOX.SC.EDU

CELL: 803-727-3284 // TWITTER: @EMILYMILES_SID

GAMECOCK MEN'S BASKETBALL SOCIAL MEDIA: #GAMECOCKS

TWITTER AND INSTAGRAM: @GAMECOCKMBB // FACEBOOK: /GAMECOCKMBB

GAMECOCK ATHLETICS ON THE WEB: GAMECOCKSONLINE.COM

2017-18 SCHEDULE

OVERALL: 13-8 | SEC: 4-4

HOME: 7-3 | AWAY: 4-3 | NEUTRAL: 2-2

NCAA RPI: 53

OCTOBER

30 Erskine + W, 85-44

NOVEMBER

5 Virginia Tech = L, 86-67
10 at Wofford W, 73-52
13 Western Michigan ^ W, 78-60
16 vs. Illinois State # L, 69-65
17 vs. UTEP # W, 80-56
19 vs. Western Michigan # W, 79-66
27 at FIU W, 78-61
30 vs. Temple % L, 76-60

DECEMBER

2 UMass W, 76-70
6 Wyoming W, 80-64
9 Coastal Carolina W, 80-78
19 at Clemson L, 64-48
27 Limestone W, 74-45
31 at Ole Miss* L, 74-69

JANUARY

3 Missouri* L, 79-68
6 Vanderbilt* W, 71-60
9 at Alabama* L, 76-62
13 at Georgia* W, 64-57
16 No. 18/16 Kentucky* W, 76-68
20 No. 21/21 Tennessee* L, 70-63
24 at No. 20/22 Florida* W, 77-72
27 No. 14/14 Texas Tech ! L, 70-63
31 Mississippi State* 8:30 p.m./ SECN

FEBRUARY

3 at Texas A&M* 2 p.m./ESPN/2
6 at Arkansas* 7 p.m./ESPN2
10 Florida* 12 p.m./CBS
13 at Tennessee* 9 p.m./ESPNU
17 Auburn* 3:30 p.m./ SECN
21 Georgia* 6:30 p.m./ SECN
24 at Mississippi State* 3:30 p.m./ SECN
28 LSU* 6:30 p.m./ SECN

MARCH

3 at Auburn* 3:30 p.m./ SECN
3-11 SEC Tournament (St. Louis, Mo.) & TBD
15-18 NCAA Tourn. First/Second Rounds TBD
23-25 NCAA Tourn. Sweet 16/Elite Eight TBD
31 Final Four TBD

APRIL

2 National Championship TBD

All home games in bold | All times listed Eastern | SECN+ - SEC Network + | SECN - SEC Network | CBSN - CBS Sports Network | * indicates SEC contest | + indicates exhibition | = - Hoops 4 Hurricane Relief exhibition | ^ - Puerto Rico Tip-Off (Columbia, S.C.) | # - Puerto Rico Tip-Off (Myrtle Beach, S.C.) | % - Under Armour Reunion | ! - Big 12/SEC Challenge (Columbia, S.C.) | & - SEC Tournament (St. Louis, Mo.)



GAMECOCKS
(13-8, 4-4 SEC)

HEAD COACH: Frank Martin (FIU, '93)

AT CAROLINA: 109-82 (6th season)

CAREER: 226-136 (11th season)

VS. MISSISSIPPI STATE: 6-3

TOP SCORER: Silva (14.7)

TOP REBOUNDER: Silva (7.9)

TOP ASSIST MAKER: Gravett (3.4)

COMMUNICATIONS/PR: Emily Miles

TWITTER UPDATES: @GamecockMBB



MISSISSIPPI STATE
(15-6, 3-5 SEC)

HEAD COACH: Ben Howland

(Weber College, '79)

AT MISS. STATE: 45-39 (3rd season)

CAREER: 446-245 (22nd season)

VS. CAROLINA: 1-3

TOP SCORER: Weatherspoon (15.0)

TOP REBOUNDER: Holman/Ado (7.0)

TOP ASSIST MAKER: Weatherspoon (4.1)

MEDIA RELATIONS: Gregg Ellis

TWITTER UPDATES: @HailStateMBK

PROBABLE STARTERS

SOUTH CAROLINA	HT.	WT.	YR.	HOMETOWN	PPG	RPG	MPG
G - #15 Wesley Myers	6-1	193	GS	Brooklyn, N.Y.	7.9	2.4	22.2
G - #23 Evan Hinson	6-4	240	So.	Deltona, Fla.	3.5	1.4	10.3
F - #10 Justin Minaya	6-5	210	Fr.	Harrington Park, N.J.	8.4	4.2	26.2
F - #21 Maik Kotsar	6-10	260	So.	Tallinn, Estonia	8.5	4.9	27.4
F - #30 Chris Silva	6-9	223	So.	Libreville, Gabon	14.7	7.9	25.0

MISSISSIPPI STATE	HT.	WT.	YR.	HOMETOWN	PPG	RPG	MPG
G - #0 Nick Weatherspoon	6-2	195	Fr.	Canton, Miss.	10.4	3.0	28.3
G - #1 Lamar Peters	6-0	185	So.	New Orleans, La.	7.8	2.1	23.7
G - #11 Q. Weatherspoon	6-4	205	Jr.	Canton, Miss.	15.0	6.0	30.2
F - #24 Abdul Ado	6-11	250	R-Fr.	Lagos, Nigeria	7.3	7.0	24.9
F - #35 Aric Holman	6-10	225	Jr.	Owensboro, Ky.	11.7	7.0	22.4

STARTING FIVE

> South Carolina resumes SEC play when it hosts Mississippi State on Wednesday night. The Gamecocks will play three of their next five SEC matchups on the road, before finishing the league season with three of their last five at Colonial Life Arena.

> The Gamecocks concluded a stretch of four-straight games versus ranked opponents with a narrow 70-63 loss to No. 14/14 Texas Tech in the Big 12/SEC Challenge at Colonial Life Arena on Saturday. During the stretch, the Gamecocks went 2-2, with wins over No. 18 Kentucky and at No. 20 Florida, and the other loss at home vs. No. 21 Tennessee. Junior forward Chris Silva led the Gamecocks during the stretch with 16.8 points and 7.5 rebounds per contest.

> Another who played well during the past four-game stretch vs. ranked opponents was sophomore forward Maik Kotsar. He averaged 9.0 points and 6.0 rebounds per game during the set, while also matching for a team high with 2.8 assists per game, and collecting a team best 1.8 steals per outing.

> South Carolina is 6-1 after a loss this season, having only one stretch of two-straight losses.

> Wednesday's game will be a battle of the top two teams in the SEC in terms of scoring defense, as Mississippi State paces the league in the category, holding opponents to just 65.2 points per game, while the Gamecocks are a close second, as opponents average just 66.0 points per outing.

HEADLINES

> South Carolina is in its 110th season of varsity basketball in 2017-18.

> South Carolina advanced to its first Final Four in 2016-17, which included posting its first NCAA Tournament win since the 1973 campaign when it tallied a 93-73 win over Marquette in the First Round.

> The Gamecocks finished the 2016-17 campaign with a 26-11 overall record. The 26 wins were a program record.

> Among active Division I head coaches, South Carolina's Frank Martin holds the sixth-highest NCAA Tournament winning percentage (.667) behind only Duke's Mike Krzyzewski, North Carolina's Roy Williams, Kentucky's John Calipari, Michigan State's Tom Izzo and Kansas' Bill Self.

> Over the course of the last three seasons (2015-16-present), the Gamecocks are 26-19 (.578) combined in games played away from home (away/neutral).

> South Carolina compiled 51 wins over the course of the 2015-16 and 2016-17 seasons.

> Entering the 2017-18 campaign, Frank Martin has led his team to at least 20 wins in seven of 10 seasons.

GAME INFO

ARENA: Colonial Life Arena (18,000)

BROADCAST: SEC Network

PLAY-BY-PLAY: Mike Morgan

ANALYST: Pat Bradley

RADIO: Gamecock Radio Network

PLAY-BY-PLAY: Derek Scott

ANALYST: Casey Manning

SIRIUS: 137 | XM: 190

WATCH: WatchESPN.com

LIVE STATS: GamecocksOnline.com

TICKETS: GamecocksOnline.com

SERIES: MSU leads 19-14

IN COLUMBIA: SC leads 8-7

TREND: The Gamecocks have won five of the last six meetings and four straight in Columbia

LAST GAME: 63-57 Gamecock win in Columbia on Feb. 28, 2017



SOUTH CAROLINA GAMECOCKS

OVERALL: 13-8; SEC: 4-4; HOME: 7-3; AWAY: 4-3; NEUTRAL: 2-2

0		DAVID BEATTY - Fr. - G - 6-2 - 205 - Philadelphia, Pa. MIN PTS RBS AST FG% 3FG% FT% 14.4 4.2 0.9 0.9 28.0 20.9 71.4	- Top scoring output of the season with 13 in the loss to Temple (Nov. 30); 6-11 FG - DNP vs. Coastal Carolina (Dec. 9) due to a left elbow sprain - Season high 16 points, hitting 6-of-11 from the field in win over Limestone (Dec. 27) - Played a season high 33 minutes vs. Ole Miss (Dec. 31), scoring nine points, with a season high six rebounds; 2 assists and 2 steals
1		KORY HOLDEN - R-Jr. - G - 6-1 - 197 - Salisbury, Md. MIN PTS RBS AST FG% 3FG% FT% 10.9 3.3 1.1 1.6 37.8 18.2 54.5	- Averaged 17.7 points and 4.2 assists during sophomore season - Strong vs. WMU (Nov. 13), tallied six points with 3 rebounds, 1 assist - 11 points with two assists in win vs. UTEP; was 4-of-5 from the field vs. Miners - Scored eight points on 4-of-5 shooting vs. Clemson (Dec. 19) - Out indefinitely due to a left hamstring strain suffered in the Clemson contest
2		HASSANI GRAVETT - R-Jr. - G - 6-2 - 187 - Villa Rica, Ga. MIN PTS RBS AST FG% 3FG% FT% 24.2 7.2 3.4 3.4 36.3 26.4 67.3	- Missed Ole Miss (Dec. 31), Missouri (Jan. 3) & Vandy (Jan. 6) contests due to a right ankle sprain; returned in matchup at Alabama (Jan. 9) - Big performance in win at Georgia (Jan. 13), 11 points, two assists, pair of 3s - Dished a team high five assists in the win vs. No. 18 Kentucky (Jan. 16) - Dished four assists, adding seven points vs. No. 21 Tennessee (Jan. 20)
5		FRANK BOOKER - GS - G - 6-3 - 208 - Augusta, Ga. MIN PTS RBS AST FG% 3FG% FT% 25.4 11.0 3.2 1.1 42.7 39.5 71.7	- Strong on both ends vs. UK (Jan. 16), tallied 18 points, with a team high three steals - 10 points with a pair of 3s, an assist, block and steal vs. No. 21 Tennessee (Jan. 20) - Secured the win at No. 20 Florida (Jan. 24) with 4-4 at the FT line in final 39 seconds - Nine points and five rebounds, also an assist and a steal vs. No. 14 Texas Tech (Jan. 27) - Averaging 11.0 points per game in league games
10		JUSTIN MINAYA - Fr. - F - 6-5 - 210 - Harrington Park, N.J. MIN PTS RBS AST FG% 3FG% FT% 26.2 8.4 4.2 1.3 37.5 38.0 67.4	- 13 points, including a 3-of-3 start from 3, in win vs. Coastal Carolina (Dec. 9) - Scored six points, with five rebounds, an assist, block and steal vs. Vandy (Jan. 6) - SEC season high 16 points, hitting season high four 3s, vs. No. 21 Tennessee (Jan. 20) - Tallied 11 points with two assists and five rebounds vs. No. 14 Texas Tech (Jan. 27) - Has eight double-figure scoring games this season
12		KHADIM GUEYE - So. - F - 7-0 - 248 - Dakar, Senegal MIN PTS RBS BLK FG% 3FG% FT% 5.0 0.0 0.7 0.1 0.0 0.0 0.0	- Scored three points in exhibition action vs. Erskine (Oct. 30), and added two points with two rebounds vs. Virginia Tech (Nov. 5) - Saw 10 minutes of action at Wofford (Nov. 10), pulled down 4 rebounds - Collected a rebound and a steal vs. Limestone (Dec. 27) - Big block in five minutes of action at No. 20 Florida (Jan. 24)
13		FELIPE HAASE - Fr. - F - 6-9 - 249 - Osorno, Chile MIN PTS RBS AST FG% 3FG% FT% 20.0 5.9 4.4 0.9 39.8 27.1 72.0	- Pulled down a team high eight rebounds vs. Limestone (Dec. 27) - 9 points and 6 rebounds in SEC debut at Ole Miss (Dec. 31) - Played just 12 minutes due to foul trouble, but dished a season high four assists in the win over No. 18 Kentucky (Jan. 16) - 11 points in just 11 minutes, hitting 4-of-5 from the field, vs. No. 14 TTU (Jan. 27)
14		IBRAHIM FAMOUKE DOUMBIA - Fr. - F - 6-6 - 205 - Bamako, Mali MIN PTS RBS AST FG% 3FG% FT% 3.3 0.5 0.9 0.0 20.0 0.0 50.0	- Averaged 27 points and 19 rebounds per game as a senior at Miami Country Day - Named 2017 5A-2A First-Team All-Dade County - Represented Mali's National Team at U18 Championships in 2016 - Scored first career points vs. Illinois State (Nov. 16) on a lay-in - Pulled down five rebounds in eight minutes vs. Limestone (Dec. 27)
15		WESLEY MYERS - GS - G - 6-1 - 193 - Brooklyn, N.Y. MIN PTS RBS AST FG% 3FG% FT% 22.2 7.9 2.4 1.9 40.9 39.1 61.9	- Scored a team high 15 points, dishing two assists at Alabama (Jan. 9) - Tallied 9 points, with 5 rebounds, an assist and a steal in win vs. Kentucky (Jan. 16) - 16 points, with three 3s and a pair of assists vs. No. 21 Tennessee (Jan. 20) - Breakout performance at No. 20 Florida (Jan. 24), hitting five 3s and eight baskets overall, to lead the team with 22 points; also 4 assists and 4 steals in 34 minutes
20		TOMMY CORCHIANI - So. - G - 6-3 - 180 - Raleigh, N.C. MIN PTS RBS AST FG% 3FG% FT% 1.5 0.0 1.0 0.0 0.0 0.0 0.0	- Saw action in five games last season - Played a season high four minutes in home win vs. Auburn last season - Son of Chris Corchiani, who played basketball at NC State - Saw action in home win over Limestone (Dec. 27) - Unavailable for seven games due to a left knee injury
21		MAIK KOTSAR - So. - F - 6-10 - 280 - Tallinn, Estonia MIN PTS RBS AST FG% 3FG% FT% 27.4 8.5 4.9 1.7 46.3 22.2 52.0	- Big in the win vs. No. 18 Kentucky, 12 points, including career high 6-of-9 from the free throw line (5-7 second half). Also six rebounds and three steals. - 8 points, 5 assists and two steals vs. No. 21 Tennessee (Jan. 20) - 9 points, 6 rebounds and four assists in 22 minutes in win at No. 20 Florida (Jan. 24) - 7 points, 7 rebounds, 2 assists, 2 steals in 32 minutes vs. No. 14 Texas Tech (Jan. 27)
23		EVAN HINSON - So. - G - 6-4 - 240 - Deltona, Fla. MIN PTS RBS AST FG% 3FG% FT% 10.3 3.5 1.4 0.3 42.3 41.7 73.3	- Scored five points, with an assist and block in career high 16 min. at Alabama (Jan. 9) - Hit two early 3s in win at Georgia (Jan. 13), making third-straight start; finished with a career high eight points, in career high 19 minutes - A pair of 3s and a dunk, scoring eight points, with an assist, block and steal in win at No. 20 Florida (Jan. 24)
25		CHRISTIAN SCHMITT - So. - G - 5-11 - 180 - Mars, Pa. MIN PTS RBS AST FG% 3FG% FT% 2.0 0.0 0.0 0.0 0.0 0.0 0.0	- Saw action in five games last season - Played a season high three minutes in win over SC State - Saw action in win vs. WMU (Nov. 13) - Saw court time vs. UTEP (Nov. 17), and Limestone (Dec. 27)
30		CHRIS SILVA - Jr. - F - 6-9 - 223 - Libreville, Gabon MIN PTS RBS BLK FG% 3FG% FT% 25.0 14.7 7.9 1.1 49.4 41.7 74.2	- Matched career high with 27 points in win vs. No. 18 Kentucky; 8 rebs., 9-13 FT's - Foul trouble vs. No. 21 Tennessee (Jan. 20); six points with five rebounds vs. Vols - Really strong in upset win at No. 20 Florida (Jan. 24), scoring 18 points with 12 rebounds, a block and a steal - Led the Gamecocks with 16 points, 5 rebounds, 2 steals vs. No. 14 Texas Tech (Jan. 27)
33		JASON CUDD - Fr. - F - 7-1 - 255 - Myrtle Beach, S.C. MIN PTS RBS BLK FG% 3FG% FT% 6.0 1.0 0.9 0.1 36.4 0.0 75.0	- Saw first college action in win vs. WMU (Nov. 13) - Played season high nine minutes in win vs. UMass (Dec. 2), collecting an assist - Scored four points and pulled down two rebounds vs. Limestone (Dec. 27) - Played a season high nine minutes of action vs. Missouri (Jan. 3) - Provided spark off the bench vs. Vandy, collecting a block, an assist, a dunk and 3 rebounds

BY THE NUMBERS

12

> Junior forward Chris Silva pulled down a game high 12 rebounds in the win at No. 20 Florida on Jan. 24. He also scored 18 points for his fifth double-double of the season.

10+

> The Gamecock defense has forced 10 or more turnovers in 20 games this season, most recently forcing No. 14 Texas Tech into 15 turnovers (Jan. 27).

70+

> South Carolina is a perfect 12-0 this season when hitting the 70-point mark following the Jan. 24 upset win over No. 20 Florida in Gainesville.

8.8

> Chris Silva ranks seventh nationally with 186 free throw attempts on the year (8.85 per game), and 10th with 138 makes (6.57 per game) at the line. He was 7-of-10 at the stripe vs. Texas Tech

11

> Gamecock rookie forward Felipe Haase scored 11 points in just 11 minutes, hitting 4-of-5 from the field, including a big 3, vs. No. 14 Texas Tech (Jan. 27). It was his first double-figure scoring game since the Dec. 6 matchup vs. Wyoming (17 points).

A CAROLINA WIN WOULD...

- > Snap a two-game home losing streak
- > Improve the Gamecocks' win streak vs. MSU to three games
- > Be the fifth in a row at home over the Bulldogs

KEY STAT

> Graduate student guard Frank Booker connected on three 3-point baskets vs. No. 14 Texas Tech. It marked his 10th time this season hitting three or more from beyond the arc, and his 14th game with multiple makes from 3-point range. He leads the Gamecocks with 47 made 3s on the year, which is tied for ninth in the SEC.

KEY STAT

> A total of 48,352 combined fans have attended Carolina's last three home games - vs. No. 18 Kentucky, vs. No. 21 Tennessee and vs. No. 14 Texas Tech - an average of 16,117 fans per game. The matchup vs. the Volunteers marked the first sellout of the season, as 18,000 strong cheered on the Gamecocks.



Last season South Carolina advanced to the school's first Final Four. Carolina posted a 93-73 win over Marquette in the NCAA Tournament First Round, its first Tournament victory since 1973. The Gamecocks went on to defeat three of the East Region's top four seeds in No. 2 Duke, No. 3 Baylor and No. 4 Florida, en route to a school record 26 wins and a berth in the Final Four in Phoenix.

> South Carolina played six of its first seven games away from home to begin the 2017-18 campaign, posting a 5-2 record during the stretch.

> Martin is joined on the bench by assistant coaches Perry Clark (fifth season), Chuck Martin (first season) and Bruce Shingler (second season), and director of basketball operations Andy Assaley in his sixth season.

> Clark brings 19 years of head coaching experience to the bench, as he served the combined years as head coach at Tulane, Miami (Fla.) and Texas A&M Corpus Christi, while Chuck Martin served as head coach at Marist for five campaigns.

> Martin is 92-88 (.511) all-time in league play. In his 10 seasons leading a squad through a full slate of league games, his team has posted double-digit conference wins six times.

> South Carolina has improved its conference record in each of Frank Martin's five seasons leading the squad through the SEC slate. In his first SEC campaign (2013), Martin led his squad to four wins, followed by five win sin 2014, six in 2015, 11 in 2016 and 12 last season.

> South Carolina is in its 26th basketball season as a member of the Southeastern Conference. The Gamecocks are 171-263 (.392) all-time in SEC games.

> South Carolina has 21 games missed to injury this season: Hassani Gravett (3/right ankle sprain); Kory Holden (10/hamstring injury); David Beatty (1/elbow injury); Tommy Corchiani (7 games/left knee injury).

FRANK MARTIN

> South Carolina head coach Frank Martin is in his sixth season leading the Gamecocks and 11th season overall as a head coach in 2017-18. Martin, the 2017 Jim Phelan National Coach of the Year (CollegeInsider.com), led South Carolina to its first Final Four and a school record 26 wins a season ago. In his 10 seasons as a head coach, Martin has led his teams to at least 21 wins seven times, including a combined 51 wins for the Gamecocks over the course of the 2005-16 and 2016-17 seasons. Martin is a native of Miami, Fla., and a graduate of FIU.

> Prior to his time on the sidelines in the college ranks,

Martin spent 15 years in high school coaching in Miami, Fla., including the last seven as a head coach. He was part of five state championships as an assistant at Miami Senior High School (1985-93), before earning two titles as the program's head coach (1995-98). Highlighting Martin's stint as the head coach of the program were consecutive 30-win seasons and consecutive Florida 6A State Championships in 1996 and 1997, with his 1997 squad earning a 36-1 overall record and ranking No. 4 in the USA Today Top 25 Poll. He also served as the head coach at North Miami Senior High School (1993-95) and one season at Booker T. Washington High School (1999-2000).

SCOUTING THE GAMECOCKS

> South Carolina enters Wednesday's matchup vs. Mississippi State with a 13-8 overall record and a 4-4 mark in SEC games.

> The Gamecocks look to snap a two-game home losing streak on Wednesday, suffering losses vs. No. 21 Tennessee and No. 14 Texas Tech in its last two home contests.

> In league games this season, junior forward Chris Silva's 17.5 points and 8.0 rebounds per game are both team highs. Those marks are fifth and tied for fourth, respectively, in the league statistics.

> The Gamecocks enter the week currently tied with Arkansas and Ole Miss for sixth in the SEC standings.

> Carolina is 7-3 this season in home games, scoring 72.9 points per game, while holding opponents to 66.4 points per game.

> South Carolina ranks third in the SEC with 12.6 offensive rebounds per game this season, and the Gamecocks average 11.2 second-chance points per contest.

> 10 different Gamecocks currently average 10+ minutes per game. Maik Kotsar's 27.4 minutes per contest are a team high.

> Silva has led or shared the team lead in scoring a team high 11 times this season.

> South Carolina is 11-5 this season when out-rebounding its opponent.

> The Gamecocks are 3-1 when playing on a Wednesday this season.

STAT COMPARISON

	SC	MSU	NCAA Rank
Record	13-8	15-6	112/57
Conference Record	4-4	3-5	-
Current Streak	L1	W1	-
Scoring Avg.	70.7	74.0	264/179
Opponent Scoring Avg.	66.0	65.2	39/29
Scoring Margin	+4.6	+8.8	128/71
Field Goal %	.406	.461	332/106
Opponent Field Goal %	.420	.400	94/24
3-Point Field Goal %	.328	.297	281/342
Opponent 3-Point Field Goal %	.341	.318	147/46
3-Point Field Goals Made PG	7.0	6.7	239/274
3-Point Field Goal Attempts PG	21.3	22.5	226/175%
Free Throw %	.682	.670	271/296
Opponent Free Throw %	.696	.671	-
Rebounding Avg.	37.8	38.5	83/56
Opponent Rebounding Avg.	32.4	35.0	-
Rebounding Margin	+5.4	+3.5	50/80
Turnovers Avg.	13.5	13.7	194/209
Opponent Turnover Avg.	15.3	14.4	56/102
Assists Avg.	12.8	13.9	241/173
Blocks Avg.	3.1	5.6	203/15
Steals Avg.	5.6	6.9	251/111

% indicates total attempts

SCOUTING THE BULLDOGS

> Mississippi State is 15-6 this season and 3-5 in SEC contests after most recently posting a 74-62 home win over Missouri on Saturday.

> The Bulldogs are led by head coach Ben Howland in his third season.

> MSU is 0-5 on the road this season, and 0-4 in SEC road games.

> Three average double-digits for the Bulldogs, led by junior guard Quindary Weatherspoon's 15.0 points per game. Eric Holman (11.7) and Nick Weatherspoon (10.4) are also in double figures.

> In the SEC stats, Mississippi State ranks first in scoring defense (65.2), fifth in field goal percent (46.1%), third in field goal percent defense (40.0%) and fourth in blocked shots (5.6).

> Mississippi State opened the season on an eight-game win streak and won 13 of its first 14 games, before a three-game losing streak in early-mid January.

> In MSU's win vs. Missouri last Saturday, Q. Weatherspoon led the way with 20 points and Lamar Peters had a game high nine assists, which matched for the most by an individual in league games this season.

ASSOCIATED PRESS TOP 25

Jan. 29, 2018

Rk.	Team	Record	Pts.
1	Villanova (47)	20-1	1,607
2	Virginia (17)	20-1	1,572
3	Purdue (1)	21-2	1,501
4	Duke	18-3	1,372
5	Michigan State	20-3	1,347
6	Xavier	19-3	1,278
7	Kansas	17-4	1,224
8	Cincinnati	19-2	1,208
9	Arizona	18-4	1,103
10	Texas Tech	17-4	987
11	Auburn	19-2	882
12	Oklahoma	15-5	840
13	Saint Mary's	21-2	753
14	Gonzaga	19-4	750
15	West Virginia	16-5	709
16	Wichita State	17-4	635
17	Ohio State	18-5	566
18	Tennessee	15-5	512
19	North Carolina	16-6	470
20	Clemson	17-4	414
21	Kentucky	16-5	344
22	Rhode Island	17-3	327
23	Florida	15-6	172
24	Michigan	17-6	103
25	Arizona State	16-5	100

Others receiving votes: Kansas State 94, Florida State 76, Nevada 41, Louisville 39, Creighton 33, Seton Hall 16, Miami 12, TCU 11, Houston 8, Alabama 6, New Mexico State 5, NC State 5, USC 3

ESPN/USA TODAY TOP 25

Jan. 29, 2018

Rk.	Team	Record	Pts.
1	Villanova (22)	20-1	765
2	Virginia (8)	20-1	751
3	Purdue (1)	21-2	716
4	Michigan State	20-3	637
5	Duke	18-3	621
6	Xavier	19-3	610
7	Kansas	17-4	601
8	Cincinnati	19-2	593
9	Arizona	18-4	469
10	Texas Tech	17-4	438
11	West Virginia	16-5	408
12	Gonzaga	19-4	358
13	Auburn	19-2	336
14	Saint Mary's	21-2	334
15	Oklahoma	15-5	327
16	Wichita State	17-4	309
17	North Carolina	16-6	268
18	Ohio State	18-5	255
19	Tennessee	15-5	238
20	Clemson	17-4	226
21	Rhode Island	17-3	190
22	Kentucky	16-5	151
23	Arizona State	16-5	94
24	Florida	15-6	86
25	Michigan	17-6	71

Others receiving votes: Creighton 41, Nevada 36, Miami 31, Seton Hall 28, Florida State 27, Louisville 21, Kansas State 19, New Mexico State 7, Boise State 3, Houston 2, Middle Tennessee 2, Louisiana 2, Alabama 1, TCU 1, Virginia Tech 1, USC 1

> On the year, MSU is 12-0 when shooting 45 percent or better from the floor.

THE SERIES

> MSU leads the all-time series vs. South Carolina, 19-14.

> In games played in Columbia, the Gamecocks hold a slight 8-7 upperhand.

> The Gamecocks have won two straight in the series and five of the last six.

> The Gamecocks have won four-straight at home vs. the Bulldogs.

> Below is a breakdown of the overall series and a look at the last 10 meetings:

MISSISSIPPI STATE (14-19)

H: 8-7; A: 4-10; N: 2-2

F. 29, 2012	H	67-69 (OT)		L
J. 9, 2013	A	54-56		L
M. 6, 2013	H	79-72	W	
M. 13, 2013	N	59-70		L
M. 8, 2014	A	74-62	W	
F. 28, 2015	H	81-68	W	
J. 26, 2016	H	84-74	W	
F. 27, 2016	A	58-68		L
F. 11, 2017	A	77-73	W	
F. 28, 2017	H	63-57	W	

BY THE NUMBERS

1.2 - Sophomore forward Maik Kotsar's 1.2 steals per game lead the Gamecocks this season.

3.4 - Junior guard Hassani Gravett paces Carolina with 3.4 assists per game this season. He has 10 games this season with at least three assists, and five with five or more, including a career high nine vs. Illinois State on Nov. 16.

5 - Junior forward Chris Silva is just five blocks away from cracking the Gamecock career top-10 in the category.

+6.8 - Carolina holds a +6.8 rebound margin over its opponent in home games this season.

8-5 - South Carolina is 8-5 vs. ranked opponents dating back to the beginning of the 2016-17 campaign.

8+ - South Carolina has posted at least eight made 3-pointers in 12 games this season, most recently posting 11 vs. No. 20 Florida on Jan. 24.

10+ - Chris Silva has six games with at least 10 rebounds this season. Last season, the Libreville, Gabon, native also had six double-digit rebound performances, including a career high 13 rebounds in the Final Four matchup vs. Gonzaga.

23 - The Gamecocks forced 23 UTEP turnovers on Dec. 17, marking the most turnovers in a game by a Carolina opponent since Alabama had 24 turnovers in the 4OT contest last season at Colonial Life Arena (Feb. 7, 2017).

35 - Junior forward Chris Silva played a career high 35 minutes in the Dec. 9 win vs. Coastal Carolina, and matched that with 35 minutes in the win at Georgia on Jan. 13 and again in the upset win over No. 18 Kentucky on Jan. 16.

42 - South Carolina tallied a season high 42 points in the paint in the win at FIU on Nov. 27, paced by Chris Silva's then-career high 26 points. The Gamecocks currently average 26.4 points in the paint per game.

47 - Grad transfer guard Frank Booker has 47 3s on the year, which is a team high. He has hit at least three 3s in 10 games this season and is averaging 39.5 percent from beyond the arc.

70+ - South Carolina is 12-0 this season when scoring 70 or more points. Since the beginning of the 2016-17 campaign, the Gamecocks are 29-4 when scoring 70 or more.

CAROLINA BENCH PRODUCTION

GAME	SC-OPP	DIFF.	SC HIGH BENCH SCORER	
			PTS	REB
at Wofford	28-5	+23	Haase/Myers, 10	
West. Michigan	24-12	+12	Beatty/Haase, 7	
vs. Illinois State	19-33	-14	Beatty, 7	
vs. UTEP	24-12	+12	Holden, 11	
vs. West. Mich.	30-22	+8	Myers, 14	
at FIU	4-11	-7	Haase, 4	
vs. Temple	21-25	-4	Beatty, 13	
UMass	14-20	-6	Haase, 11	
Wyoming	19-15	+4	Haase, 17	
Coastal Carolina	18-33	-15	Haase, 7	
at Clemson	25-4	+21	Myers, 10	
Limestone	30-18	+12	Haase/Myers, 5	
at Ole Miss	18-28	-10	Beatty/Haase, 9	
Missouri	18-19	-1	Beatty/Haase, 6	
Vanderbilt	13-26	-13	Hinson, 6	
at Alabama	16-35	-19	Gravett, 7	
at Georgia	32-20	+12	Booker, 17	
#18/16 Kentucky	21-14	+7	Booker, 18	
#21/21 Tennessee	17-39	-22	Booker, 10	
at No. 20/22 Florida	14-25	-11	Booker, 7	
No. 14/14 Texas Tech	24-16	+8	Haase, 11	
Miss. State				
at Texas A&M				
at Arkansas				
Florida				
at Tennessee				
Auburn				
Georgia				
at Miss. State				
LSU				
at Auburn				

SPECIALTY STATS

(PP) points in paint; (OT) points off turnovers; (2nd) second chance points; (FB) fast break points

(South Carolina-Opponent)

GAME	PP	OT	2ND	FB
at Wofford	20-14	13-14	9-8	0-0
West. Michigan	32-30	16-13	13-8	11-10
vs. Illinois State	16-22	20-13	12-3	5-6
vs. UTEP	28-20	26-15	14-4	13-2
vs. West. Mich.	36-20	28-6	14-5	11-5
at FIU	42-30	25-18	12-4	13-11
vs. Temple	26-38	20-18	9-10	2-9
UMass	36-24	21-15	9-6	12-12
Wyoming	28-20	24-12	15-7	8-9
Coastal Carolina	24-28	11-16	10-14	2-7
at Clemson	28-16	15-16	11-10	2-4
Limestone	34-8	16-12	14-3	8-2
at Ole Miss	22-20	7-16	11-2	7-4
Missouri	28-16	6-17	12-10	4-11
Vanderbilt	32-20	16-15	8-5	0-5
at Alabama	20-44	17-14	3-12	4-8
at Georgia	12-16	9-6	14-10	0-2
#18/16 Kentucky	32-34	15-16	12-11	13-4
#21/21 Tennessee	16-32	18-19	8-9	4-9
at No. 20/22 Florida	20-28	19-7	8-15	2-10
No. 14/14 Texas Tech	22-24	10-14	17-14	0-4
Miss. State				
at Texas A&M				
at Arkansas				
Florida				
at Tennessee				
Auburn				
Georgia				
at Miss. State				
LSU				
at Auburn				
SC Total	554	352	235	121
SC Average	26.4	16.8	11.2	5.8
Opp Total	508	292	170	134
Opp Average	24.2	13.9	8.1	6.4

UNIVERSITY INFORMATION

Location..... Columbia, S.C.
 Founded..... 1801
 Enrollment..... 34,099
 Nickname..... Gamecocks
 Colors Garnet (PMS 202) and Black
 National Affiliation NCAA Division I
 Conference..... Southeastern (SEC)
 Athletics Web Address www.GamecocksOnline.com
 University Web Address..... www.sc.edu
 President Dr. Harris Pastides
 NCAA Representative Dr. Valinda Littlefield
 Athletics Director..... Ray Tanner
 Basketball Administrator/Exec. Assoc. AD Jeff Crane

BASKETBALL STAFF/INFORMATION

Head Coach Frank Martin
 Alma Mater Florida International, '93
 Record At South Carolina/Seasons 109-82 (.570), 6th seasons
 Overall Record/Seasons 226-136 (.624), 11th seasons
 Assistant Coach Perry Clark (Gettysburg, '74)
 Assistant Coach Chuck Martin (Monmouth, '93)
 Assistant Coach Bruce Shingler (St. Augustine's College, '05)
 Director of Basketball Operations Andy Assaley (Cincinnati, '96)
 Strength & Conditioning Coach..... Scott Greenawalt (Muskingum College, '98)
 Athletic Trainer Mark Rodger (Buffalo, '01)
 Video Coordinator Jay Gibbons (Clayton State, '03)
 Student-Athlete Development Doug Edwards (Florida State, '07)
 Special Assistant to the Head Coach..... Jarett Gerald (South Carolina, '11)
 Director of Social Media..... Dushawn Davis (Coastal Carolina, '11)
 Administrative Assistant John Reynolds (The Citadel, '11)
 Graduate Assistant Manager..... Brian Steele (South Carolina '16)
 Student Assistant Coach TeMarcus Blanton
 Student Assistant Coach Justin McKie (South Carolina '17)
 Dir. Athl. Comm./PR - MBB Emily Miles (Ball State, '03)
 Home Arena..... Colonial Life Arena
 Capacity..... 18,000
 Arena General Manager..... Sid Kenyon
 Press Row Phone Number..... 803-777-6182

BASKETBALL HISTORY

First Year of Basketball..... 1908
 All-Time Record..... 1,405-1,231-1 (.533)
 Overall Postseason Record..... 30-20 (.600)
 NCAA Tournament Appearances..... 9 (1971, 1972, 1973, 1974, 1989, 1997, 1998, 2004, 2017)
 NCAA Tournament Record..... 8-10
 Last NCAA Tournament Appearance..... 2017, Final Four, 77-73 L to Gonzaga
 NIT Appearances 12 (1969, 1975, 1978, 1983, 1991, 1996, 2001, 2002, 2005, 2006, 2009, 2016)
 NIT Record 22-10
 Last NIT Appearance 2016, L vs. Georgia Tech, 83-66
 Conference Championships/Titles..... SoCon Regular Season (1927, 1933, 1934, 1945); SoCon Tournament Champion (1933); ACC Regular Season (1970); ...ACC Champion (1971); SEC Regular Season (1997); SEC East Division Co-Champions (2009)

TEAM INFORMATION

2016-17 Record 26-11
 Southeastern Conference Record/Finish 12-6/t-3rd
 SEC Tournament Record 0-1
 Postseason NCAA Final Four
 Letterwinners Returning/Lost..... 7/8
 Starters Returning/Lost 2/3
 *based on final game starters from 2016-17 season
 Newcomers 7
 Roster Breakdown 2 graduate, 0 seniors, 3 juniors,
 5 sophomores, 5 freshmen



SOUTHEASTERN CONFERENCE STANDINGS

As of Jan. 30

Team	Conference	Overall
Auburn	7-1	19-2
Florida	6-2	15-6
Alabama	5-3	14-7
Kentucky	5-3	16-5
Tennessee	5-3	15-5
Arkansas	4-4	15-6
Ole Miss	4-4	11-10
South Carolina	4-4	13-8
Georgia	3-5	12-8
LSU	3-5	12-8
Mississippi State	3-5	15-6
Missouri	3-5	13-8
Texas A&M	2-6	13-8
Vanderbilt	2-6	8-13

COACHES TELECONFERENCE

The SEC men's basketball coaches teleconference begins January 8 and runs through March 12. Media representatives wishing to participate in the teleconference should contact the SEC Communications Department for further details. Each coach will appear on the teleconference for seven minutes. All SEC basketball teleconferences can be listened to on the internet at www.secsports.com shortly after the conclusion of the teleconference.

ORDER OF APPEARANCE

(All Times Eastern)

11:00 a.m. Bryce Drew, Vanderbilt
 11:07 a.m. Mike White, Florida
11:14 a.m. Frank Martin, South Carolina
 11:21 a.m. Mark Fox, Georgia
 11:28 a.m. Will Wade, LSU
 11:35 a.m. John Calipari, Kentucky
 11:42 a.m. Rick Barnes, Tennessee
 11:49 a.m. Mike Anderson, Arkansas
 11:56 a.m. Avery Johnson, Alabama
 12:03 a.m. Bruce Pearl, Auburn
 12:10 a.m. Andy Kennedy, Ole Miss
 12:17 a.m. Ben Howland, Miss. State
 12:24 a.m. Cuonzo Martin, Missouri
 12:31 a.m. Billy Kennedy, Texas A&M

In addition, the SEC men's basketball teams who make it to postseason will be on a teleconference on Monday, March 12 beginning at 10:00 a.m. CT.

INTERVIEW POLICIES

All interview requests must be made in advance to SID Emily Miles in the South Carolina Athletics Communications and Public Relations Department. Beginning with the start of practice in October, Miles will release a weekly coach and student-athlete availability schedule to media.

Post-Game Interview Policy: After each home game, the visiting coach will address the media first, followed by South Carolina student-athletes then South Carolina head coach Frank Martin. (Depending on deadline, this may be altered on a game-by-game basis).

Road Interview Policy: Interviews with Coach Martin and Gamecock student-athletes while on the road will be scheduled according to the home post-game media procedure.

All interviews are to be coordinated through the Communications and Public Relations Department. This allows the staff to arrange the interview when it best suits the student-athlete's and the reporter's schedules. Please contact the Communications and Public Relations Department in advance to make your interview requests. Media are not permitted to contact student-athletes on their own at any time.

All interviews will take place at the designated media interview site for that day as listed in the weekly availability schedule or in the Communications and Public Relations Department.

Dormitory, apartment and cell phone numbers for student-athletes will not be provided to the media. Should you need to conduct a telephone interview with a student-athlete, a call will be placed to you from the student-athlete at a mutually agreeable time.

SOUTH CAROLINA COMMUNICATIONS & PR

EMILY MILES, PRIMARY CONTACT DIRECTOR

cell: 803-727-3284
 e-mail: efeeny@mailbox.sc.edu
 Twitter: @EmilyMiles_SID
 Website: www.GamecocksOnline.com
 Facebook: www.Facebook.com/GamecockMBB
 Twitter: @GamecockMBB
 Instagram: @GamecockMBB

72 - Junior Kory Holden is just 72 points away from reaching 1,000 for his career. He tallied 892 points in just two seasons at Delaware.

UP NEXT

> South Carolina will play two-straight road matchups in SEC action beginning on Saturday when the Gamecocks travel to face Texas A&M at 2 p.m. ET on ESPN2. Carolina continues the road swing on Tuesday at Arkansas for a 7 p.m. ET contest against the Razorbacks.

CAROLINA TRENDS UNDER MARTIN

Gamecock trends under Frank Martin ...

> South Carolina is 71-41 when posting at least six made 3s in a game.

- South Carolina posted 11 3s in the upset win at No. 20 Florida on Jan. 24.

> South Carolina is 84-32 when scoring more points in the paint than its opponent.

- The Gamecocks out-scored Limestone 34-8 in points in the paint in the Dec. 27 win.

> South Carolina is 90-38 when holding its opponents to under 45 percent from the field.

- South Carolina held Georgia to just 35.3% (18-51) in the win in Athens on Jan. 13.

> South Carolina is 87-33 when out-rebounding its opponent.

- South Carolina out-rebounded Vanderbilt 41-34 on Jan. 6.

TENNESSEE GAME NOTES

> Guard Justin Minaya tallied 16 points, a season-high in SEC play. The freshman knocked down a career-high four 3s in tonight's game and also played a career-high 37 minutes.

> Graduate transfer guard Wesley Myers also scored 16, one point shy of matching a season-high for points. He went 3-for-5 from deep Saturday night.

> Sophomore forward Maik Kotsar dished out five assists, his most since he had a career-high six in the team's road win at FIU (Nov. 27).

FLORIDA GAME NOTES

> South Carolina picks up its first ranked road win since in 81-78 victory at No. 8/8 Texas A&M on Feb. 6, 2016.

> Under head coach Frank Martin the past two seasons, the Gamecocks are 8-4 vs. top-25 teams dating back to a 61-46 win vs. No. 25/24 Michigan at Colonial Life Arena on Nov. 23, 2016.

> Graduate transfer guard Wesley Myers scored a season-high 22 points on 8-of-15 shooting. He knocked down a career-high five 3s. The Brooklyn, N.Y., native, played a season-high 34 minutes and led the team in assists (4) and steals (4).

> Junior big man Chris Silva scored 18 points and pulled down 12 rebounds for his fifth double-double of the 2017-18 season. He bounced back from a tough night at the foul line against Tennessee, going 8-for-9 in tonight's game at the charity stripe. Silva has now made eight or more free throws 10 times this season.

TEXAS TECH GAME NOTES

> Chris Silva finished with a team-high 16 points in 29 minutes of work. The junior big man has now scored 10 or more points in 16 games during the 2017-18 season.

> The freshmen duo of Justin Minaya (11) and Felipe Haase (11) combined for 22 points. Haase played just 11 minutes, but was 4-for-5 from the field.

> Graduate transfer guard Frank Booker knocked down a trio of 3s, marking his 10th game this season with three or makes from behind the arc.

> The Gamecocks continue to excel on the offensive glass, as they finished with 14 offensive rebounds this afternoon. Carolina has 10 or more offensive boards in 19 of the team's 21 games this season.

SILVA NAMED TO SEC COACHES PRESEASON ALL-SEC SECOND TEAM

> Junior forward Chris Silva was named to the SEC Coaches Preseason All-SEC Second Team, the conference office announced on Nov. 10 ahead of the official start of the 2017-18 campaign. Silva is Carolina's top returning scorer (10.2), rebounder (6.1) and shot blocker (1.4) and a veteran leader of this year's squad. Silva posted 21 double-figure scoring games last season with five double-doubles, including in South Carolina's Final Four matchup versus Gonzaga when he scored 13 points and pulled down a career-high 13 rebounds. In league play in 2017, Silva averaged 10.6 points and 5.0 rebounds per outing, while hitting 54.7 percent from the field.

FUN FACT

> Did you know? Gamecock players combine to speak nine different languages, below is a breakdown:

Famouke Doumbia: English, French, Bambara, Malinké

Silva: English, French, Portuguese

Kotsar: English, Estonian

Gueye: English, Wolof, French

Booker: English, Icelandic

Haase: English, Spanish

BOWEN SIGNS WITH GAMECOCKS

South Carolina head coach Frank Martin announced on Jan. 10 that Brian Bowen (F -- 6-7 -- 195 -- La Porte, Ind./ La Lumiere School/Louisville) has enrolled at the University and has joined the Gamecock men's basketball team. Based on NCAA transfer rules, Bowen will have to sit for two semesters before being eligible to play.

Below is a brief bio on Bowen, and a quote from Martin:

- Consensus five-star recruit
- 2017 McDonald's High School All-American
- Ranked 14th in the ESPN 100 for the Class of 2017, 19th by 247sports.com and 21st nationally according to Rivals
- Averaged 21 points and seven rebounds per game during senior season
- Named the 2017 Gatorade State Player of the Year in Indiana
- Helped La Lumiere capture the Dick's Sporting Goods National Tournament title as a senior, scoring 15 points in the title-game victory
- Named 2017 Jordan Brand Classic MVP (East), after scoring 26 points, hitting 10-of-13 shots overall, including a 6-of-7 mark from beyond the arc, in just 20 minutes of action
- Transferred to La Lumiere following sophomore season from Arthur Hill High School in Saginaw, Mich.
- At Arthur Hill, averaged 19 points, 14 rebounds and four assists per game leading his squad to the Class A state championship game

Martin on Bowen: "Brian is an exceptional young man and a basketball player with a very high IQ for the game. He brings a high-level skill set to the court and will make an immediate impact on our team with him joining us on the practice courts this week. He is a strong, athletic small forward, who can really shoot the ball and rebound."

Brian deserves a fresh start and I would like to thank our University administration, President Pastides, our Board of Trustees and Ray Tanner for their hard work and guidance in helping Brian become a member of our Gamecock family."

"What better coach is there to help Brian grow as a student-athlete and more importantly as a young man than Frank Martin and his staff," South Carolina Athletics Director Ray Tanner said. "Over the coming months, we will work diligently with the NCAA through our compliance office to ensure that Brian is eligible for competition."

Bowen, who signed with Louisville in summer 2017, spent the fall semester enrolled at the school but did not play.

LAST SEASON VS. MISSISSIPPI STATE

GAME 25 - 19/16 CAROLINA 77, MISS. STATE 73 FEB. 11, 2017/HUMPHREY COLISEUM/STARKVILLE

STARKVILLE, Miss. - No. 19/16 South Carolina (20-5, 10-2 SEC) notched its 20th win of the season Saturday night after topping Mississippi State (14-10, 5-7 SEC) on the road in conference play. With the victory, the Gamecocks remain tied for first in the SEC with No. 15/12 Kentucky and No. 17/17 Florida. Senior Sindarius Thornwell led all scorers with 28 points for his 10th 20-plus outing of the season.

Thornwell, who was coming off a career-high 44 points vs. Alabama, started the game 4-for-4 (2-for-2 from 3) with 10 points as Carolina jumped out to a 10-2 lead, forcing a timeout by Bulldogs head coach Ben Howland with 17:02 to go. The Gamecocks remained in front 12-5 at the first media timeout with 15:11 left in the opening half.

A 6-2 run by Mississippi State trimmed Carolina's lead to 14-11 at the next media timeout with 11:26 left. Thornwell's third 3 of the game snapped an 0-for-7 field goal draught for the Gamecocks and put them ahead 17-14. The Bulldogs grabbed their first lead of the game, 20-17, after capping a 15-3 run with a 3 just before the under eight media timeout with 7:52 on the clock.

Mississippi State's seventh 3-pointer of the first half gave them its biggest lead, 31-24, forcing a timeout by head coach Frank Martin with 3:21 left.

Carolina ended the half on a 12-5 run out of the timeout. Thornwell found senior Justin McKie in the corner on the Gamecocks' final possession, and McKie knocked down a 3 as time expired to tie the score 36-36 at the half.

Thornwell led all scorers with 19 points in the first half after going 6-for-10 from the field and 3-for-4 from behind the arc. Carolina shot 12-for-27 (44 percent) from the floor and the Bulldogs shot 13-for-25 (52 percent) in the first half. Both teams shot it extremely well from deep, as the Gamecocks were 5-for-10 (50 percent) from 3 and Mississippi State was 8-for-15 (53 percent).

Carolina started the second half on a 7-0 run to push in front 43-36. The Bulldogs clawed back within two, 46-44, at the first media timeout of the second half with 15:41 left. The Gamecocks remained in front, 54-51, at the under 12 media timeout with 10:56 to go in the ballgame.

Mississippi State grabbed its first lead of the second half, 56-54, after a 3 by Xavian Stapleton with 9:36 on the clock. Carolina answered to take the lead back, 59-58, at the under 8 media timeout with 7:38 left after an and-1 by sophomore Chris Silva and a layup by McKie.

The Bulldogs then retook the lead, 64-63, but the Gamecocks responded again after a 3 by senior Duane Notice and a layup by freshman Maik Kotsar with 3:31 to go. A basket by Thornwell put Carolina up 72-64 with 2:52 left, matching the team's biggest lead of the game.

The Lancaster, S.C., native, took over and scored the team's final seven points to propel the Gamecocks to the 77-73 road win. Silva (15) and Kotsar (10) joined Thornwell in double figures. After a strong first half from behind the arc, Carolina held the Bulldogs to 25 percent (3-for-12) shooting from 3 in the second half. The Gamecocks shot 56 percent (15-for-27) in the second half.

GAME 30 - /RV CAROLINA 63, MISS. STATE 57 FEB. 28, 2017/COLONIAL LIFE ARENA

COLUMBIA, S.C. - Senior guard Sindarius Thornwell scored 17 of his 22 points in the second half to propel South Carolina (22-8, 12-5 SEC) to a 63-57 Senior Night victory over Mississippi State (14-15, 5-12 SEC) at Colonial Life Arena on Tuesday. The win clinched a double-bye for the Gamecocks in next week's SEC Tournament. The team's 12 conference wins are the second most SEC wins in program history.

Carolina led 6-5 at the first media timeout with 15:32 left in the opening half. The Gamecocks had six rebounds and four offensive boards but were unable to capitalize on their early second chances. The Gamecocks pushed in front 10-5, but the Bulldogs scored six of the next seven points to pull within one, 12-11, at the next media timeout with 11:07 on the clock. Carolina opened the game 3-for-15 (28 percent) from the floor.

Each team then made four of its next five field goals, as the Gamecocks remained in front, 21-20 with 7:30 remaining. Sophomore forward Chris Silva was dominant inside early, as he had nine points and six rebounds.

Carolina continued to lead, 26-25, at the final media timeout of the first half with 3:52 to go. The shooting woes continued for the Gamecocks, but the team made up for it at the free throw line knocking down 13 foul shots in the opening half.

Mississippi State jumped out to its biggest lead of the opening half, 29-26, after a tip-in from Eli Wright with 2:17 on the clock, but Carolina closed the half on a 7-0 run to take a 32-29 lead at the break.

Silva had 11 points and seven rebounds at halftime, both game-highs. Mario Kegler led the Bulldogs with eight points in just nine minutes of action. The Gamecocks held a 20-16 edge on the glass, and forced 10 Mississippi State turnovers. Silva, Dozier and Thornwell combined for 16 of the team's 20 rebounds in the first half.

Two 3s fueled a quick 6-0 run for the Bulldogs, as they pulled within four at 45-41. Mississippi State continued to chip away at the lead and got within three, 50-47, at the under eight media timeout with 7:30 on the clock. The Bulldogs took advantage of a 2:19 scoring draught and three turnovers from the Gamecocks.

Mississippi State grabbed its first lead of the second half after a 3-pointer by Tyson Carter put them ahead 52-50 with 4:33 on the clock. Thornwell knocked down a pair at the line, his eighth and ninth free throws of the game, to tie it at 52-all at the final media timeout with 3:59 remaining in the ballgame.

It was a senior-to-senior connection as Thornwell then found Duane Notice for the biggest shot of the game, as he popped to the left wing and knocked down a huge 3 to cap a 7-0 run with 2:15 remaining. The shot swung momentum back in favor of the home team as Howland took a timeout with just over two minutes to play, Carolina ahead 57-52.

The Bulldogs cut the deficit to three, 57-54, right out of the timeout, but Thornwell split the defense and connected on a tough, left handed layup to make it 59-54 on the ensuing possession with 1:35 to play. Thornwell led the game at the free throw line with six seconds left, as Carolina prevailed 63-57.

Silva had his third career double-double (all this season) with 15 points and 11 rebounds to join Thornwell in double figures for the Gamecocks. Carolina forced 20 turnovers for the second straight game (seventh time in SEC play) and out-rebounded the Bulldogs 39-31.

GAME 25



Official Basketball Box Score - Game Totals - Final Statistics
South Carolina vs Mississippi State
02-11-17 7 p.m. at Starkville, Miss. (Humphrey Coliseum)

South Carolina 77 • 20-5, 10-2

#	Player	Total		3-Ptr		Rebounds		PF	TP	A	TO	Blk	Stl	Min	
		FG	FGA	FG	FGA	FT	FTA								Off
21	KOTSAR, Maik	f	5-7	0-0	0-4	2	3	5	3	10	0	2	0	1	32
30	SILVA, Chris	f	5-7	0-0	5-6	0	2	2	5	15	1	3	0	1	22
00	THORNWELL, Sindarius	g	9-15	3-5	7-8	1	3	4	0	28	4	1	1	38	
10	NOTICE, Duane	g	2-5	1-2	4-7	1	3	4	1	9	2	2	1	37	
15	DOZIER, PJ	g	2-10	0-2	0-2	0	4	4	3	4	3	1	0	27	
02	GRAVETT, Hassani	g	1-2	1-2	0-0	0	0	0	0	3	0	0	0	15	
04	FELDER, Rakym	g	0-1	0-0	0-0	0	0	0	1	0	1	1	0	3	
05	BLANTON, TeMarcus	g	0-1	0-1	0-0	0	0	0	0	0	0	0	0	4	
12	GUEYE, Khadim	g	0-0	0-0	0-0	0	0	0	1	0	0	0	0	4	
20	MCKIE, Justin	g	3-6	1-3	1-2	1	1	2	1	8	1	1	0	18	
	Team					3	3	6							
	Totals		27-54	6-15	17-29	8	20	28	15	77	12	11	2	4	200

FG % 1st Half: 12-27 44.4%	2nd half: 15-27 55.6%	Game: 27-54 50.0%	Deadball
3FG % 1st Half: 5-10 50.0%	2nd half: 1-5 20.0%	Game: 6-15 40.0%	Rebounds
FT % 1st Half: 7-10 70.0%	2nd half: 10-19 52.6%	Game: 17-29 58.6%	5

Mississippi State 73 • 14-10, 5-7

#	Player	Total		3-Ptr		Rebounds		PF	TP	A	TO	Blk	Stl	Min	
		FG	FGA	FG	FGA	FT	FTA								Off
34	Schneider Herard	f	1-1	0-0	0-0	0	2	2	0	4	0	0	0	18	
01	Lamar Peters	f	1-6	1-5	0-0	0	2	2	1	3	4	0	0	19	
03	Xavian Stapleton	g	4-7	1-3	2-2	1	2	3	3	11	1	1	0	28	
04	Mario Kegler	g	7-10	2-4	0-1	3	3	6	3	16	2	2	1	32	
11	Q Weatherspoon	g	1-5	0-2	3-4	0	5	4	5	5	2	0	0	28	
02	Eli Wright	g	2-4	1-2	2-2	1	3	4	4	7	0	2	0	21	
23	Tyson Carter	g	8-13	5-10	1-3	0	0	0	2	22	0	1	1	27	
35	Aric Holman	g	3-4	1-1	0-0	1	6	7	5	7	1	2	1	23	
45	E.J. Datcher	g	0-1	0-0	0-0	0	0	0	3	0	0	0	1	4	
	Team					0	1	1							
	Totals		27-51	11-27	8-12	6	25	31	27	73	12	19	4	5	200

FG % 1st Half: 13-25 52.0%	2nd half: 14-26 53.8%	Game: 27-54 50.0%	Deadball
3FG % 1st Half: 8-15 53.3%	2nd half: 3-12 25.0%	Game: 11-27 40.7%	Rebounds
FT % 1st Half: 2-3 66.7%	2nd half: 6-9 66.7%	Game: 8-12 66.7%	2,1

Officials: Glendon Poole, Tim Gattis, John Hampton
Technical fouls: South Carolina-None. Mississippi State-None.
Attendance: 7635

Score by periods	1st	2nd	Total
South Carolina	36	41	77
Mississippi State	36	37	73

Last FG - SC 2nd-00:54, MS 2nd-00:05.
Largest lead - SC by 9 1st-14:10, MS by 7 1st-03:30.
SC led for 25:49, MS led for 10:31.

Score tied - 5 times.
Lead changed - 6 times.

GAME 30



Official Basketball Box Score - Game Totals - Final Statistics
Mississippi State vs South Carolina
2/28/17 7 p.m. ET at Columbia, S.C. (Colonial Life Arena)

Mississippi State 57 • 14-15, 5-12 SEC

#	Player	Total		3-Ptr		Rebounds		PF	TP	A	TO	Blk	Stl	Min	
		FG	FGA	FG	FGA	FT	FTA								Off
04	Mario Kegler	f	3-9	2-6	4-4	0	4	4	4	12	2	5	1	26	
34	Schneider Herard	c	3-4	0-0	0-1	3	0	3	2	6	0	3	0	15	
01	Lamar Peters	g	2-8	1-4	1-2	1	4	5	4	6	4	3	1	23	
03	Xavian Stapleton	g	0-2	0-2	0-0	0	0	0	5	0	0	0	0	16	
15	IJ Ready	g	2-11	0-3	2-2	0	2	2	1	6	3	4	0	33	
02	Eli Wright	g	2-4	1-2	0-0	1	2	3	4	5	0	1	0	23	
23	Tyson Carter	g	4-11	3-9	0-0	0	4	4	4	11	0	0	0	30	
35	Aric Holman	g	3-5	0-0	2-2	4	2	6	0	8	1	2	2	25	
45	E.J. Datcher	g	1-1	0-0	1-1	0	2	2	2	3	0	0	3	9	
	Team					0	2	2							
	Totals		20-55	7-26	10-12	9	22	31	26	57	10	20	7	6	200

FG % 1st Half: 11-25 44.0%	2nd half: 9-30 30.0%	Game: 20-55 36.4%	Deadball
3FG % 1st Half: 4-13 30.8%	2nd half: 3-13 23.1%	Game: 7-26 26.9%	Rebounds
FT % 1st Half: 3-3 100.0	2nd half: 7-9 77.8%	Game: 10-12 83.3%	0,1

South Carolina 63 • 22-8, 12-5 SEC

#	Player	Total		3-Ptr		Rebounds		PF	TP	A	TO	Blk	Stl	Min	
		FG	FGA	FG	FGA	FT	FTA								Off
15	DOZIER, PJ	f	3-15	1-7	2-5	3	6	9	1	9	1	2	0	36	
30	SILVA, Chris	f	4-9	0-0	7-10	6	5	11	4	15	0	3	0	29	
00	THORNWELL, Sindarius	g	5-11	1-4	11-12	2	4	6	3	22	3	3	1	37	
10	NOTICE, Duane	g	1-7	1-4	3-4	0	2	2	2	6	4	0	0	38	
20	MCKIE, Justin	g	0-0	0-0	0-0	0	0	0	0	0	0	1	0	2	
02	GRAVETT, Hassani	g	1-3	0-2	0-0	0	2	2	0	2	1	2	0	19	
04	FELDER, Rakym	g	1-3	1-2	1-2	1	1	2	0	4	0	3	0	15	
21	KOTSAR, Maik	g	2-2	0-0	1-2	1	2	3	3	5	0	2	0	22	
24	KEITA, Sedee	g	0-0	0-0	0-0	0	0	0	1	0	0	0	0	2	
	Team					0	4	4							
	Totals		17-50	4-19	25-35	13	26	39	14	63	9	16	1	10	200

FG % 1st Half: 9-30 30.0%	2nd half: 8-20 40.0%	Game: 17-50 34.0%	Deadball
3FG % 1st Half: 1-12 8.3%	2nd half: 3-7 42.9%	Game: 4-19 21.1%	Rebounds
FT % 1st Half: 13-18 72.2%	2nd half: 12-17 70.6%	Game: 25-35 71.4%	7,2

Officials: Doug Simmons, Joe DeRosa, Chuck Jones
Technical fouls: Mississippi State-None. South Carolina-None.
Attendance: 15230
Senior Night

Score by periods	1st	2nd	Total
Mississippi State	29	28	57
South Carolina	32	31	63

Last FG - MS 2nd-01:55, SC 2nd-01:25.
Largest lead - MS by 3 1st-19:30, SC by 10 2nd-14:10.
MS led for 04:32, SC led for 29:31. Game was tied for 05:57.

Score tied - 7 times.
Lead changed - 11 times.

2017-18 SOUTH CAROLINA MEN'S BASKETBALL ROSTER

ROSTER BREAKDOWN

Returning Starters (2)

Maik Kotsar
Chris Silva
**based on final game of 2016-17 season*

Returning Letterwinners (7)

Tommy Corchiani
Hassani Gravett
Khadim Gueye
Evan Hinson
Maik Kotsar
Christian Schmitt
Chris Silva

Guards (8)

David Beatty
Frank Booker
Tommy Corchiani
Hassani Gravett
Evan Hinson
Kory Holden
Wesley Myers
Christian Schmitt

Forwards (7)

Jason Cudd
Ibrahim Famouke Doumbia
Khadim Gueye
Felipe Haase
Maik Kotsar
Justin Minaya
Chris Silva

By Height

Christian Schmitt (5-11)
Kory Holden (6-1)
Wesley Myers (6-1)
David Beatty (6-2)
Hassani Gravett (6-2)
Frank Booker (6-3)
Tommy Corchiani (6-3)
Evan Hinson (6-4)
Justin Minaya (6-5)
Ibrahim Famouke Doumbia (6-6)
Felipe Haase (6-9)
Chris Silva (6-9)
Maik Kotsar (6-10)
Khadim Gueye (7-0)
Jason Cudd (7-1)

Alphabetical Roster

No.	Name	Pos.	Ht.	Wt.	Cl.	Exp.	Hometown/High/Last School
0	David Beatty	G	6-2	205	FR	HS	Philadelphia, Pa./Imhotep Institute Charter High School
5	Frank Booker	G	6-3	208	GR	3VL/TR	Augusta, Ga./Westside/Oklahoma/FAU
20	Tommy Corchiani	G	6-3	180	SO	1VL	Raleigh, N.C./Ravenscroft High School
33	Jason Cudd	F	7-1	255	FR	HS	Myrtle Beach, S.C./Socastee
14	Ibrahim Famouke Doumbia	F	6-6	205	FR	HS	Bamako, Mali/Miami Country Day School
2	Hassani Gravett	G	6-2	187	R-JR	1VL/TR	Villa Rica, Ga./Alexander/Pensacola State College
12	Khadim Gueye	F	7-0	248	SO	1VL	Dakar, Senegal/Victory Rock Prep (Bradenton, Fla.)
13	Felipe Haase	F	6-9	249	FR	HS	Osorno, Chile/Miami (Fla.) Christian School
23	Evan Hinson	G	6-4	240	SO	1VL	Deltona, Fla./Deltona
1	Kory Holden	G	6-1	197	R-JR	2VL/TR	Salisbury, Md./J.M. Bennett/Delaware
21	Maik Kotsar	F	6-10	260	SO	1VL	Tallinn, Estonia/Sunrise Christian Academy (Wichita, Kan.)
10	Justin Minaya	F	6-5	210	FR	HS	Harrington Park, N.J./Northern Valley at Old Tappan
15	Wesley Myers	G	6-1	193	GR	3VL/TR	Brooklyn, N.Y./Boys and Girls High School/Niagara/Maine
25	Christian Schmitt	G	5-11	180	SO	1VL	Mars, Pa./Mars Area
30	Chris Silva	F	6-9	223	JR	2VL	Libreville, Gabon/Roselle (N.J.) Catholic

Numerical Roster

No.	Name	Pos.	Ht.	Wt.	Cl.	Exp.	Hometown/High/Last School
0	David Beatty	G	6-2	205	FR	HS	Philadelphia, Pa./Imhotep Institute Charter High School
1	Kory Holden	G	6-1	197	R-JR	2VL/TR	Salisbury, Md./J.M. Bennett/Delaware
2	Hassani Gravett	G	6-2	187	R-JR	1VL/TR	Villa Rica, Ga./Alexander/Pensacola State College
5	Frank Booker	G	6-3	208	GR	3VL/TR	Augusta, Ga./Westside/Oklahoma/FAU
10	Justin Minaya	F	6-5	210	FR	HS	Harrington Park, N.J./Northern Valley at Old Tappan
12	Khadim Gueye	F	7-0	248	SO	1VL	Dakar, Senegal/Victory Rock Prep (Bradenton, Fla.)
13	Felipe Haase	F	6-9	249	FR	HS	Osorno, Chile/Miami (Fla.) Christian School
14	Ibrahim Famouke Doumbia	F	6-6	205	FR	HS	Bamako, Mali/Miami Country Day School
15	Wesley Myers	G	6-1	193	GR	3VL/TR	Brooklyn, N.Y./Boys and Girls High School/Niagara/Maine
20	Tommy Corchiani	G	6-3	180	SO	1VL	Raleigh, N.C./Ravenscroft High School
21	Maik Kotsar	F	6-10	260	SO	1VL	Tallinn, Estonia/Sunrise Christian Academy (Wichita, Kan.)
23	Evan Hinson	G	6-4	240	SO	1VL	Deltona, Fla./Deltona
25	Christian Schmitt	G	5-11	180	SO	1VL	Mars, Pa./Mars Area
30	Chris Silva	F	6-9	223	JR	2VL	Libreville, Gabon/Roselle (N.J.) Catholic
33	Jason Cudd	F	7-1	255	FR	HS	Myrtle Beach, S.C./Socastee

Head Coach: Frank Martin (Florida International, '93)

Assistant Coach: Perry Clark (Gettysburg, '74)

Assistant Coach: Chuck Martin (Monmouth, '93)

Assistant Coach: Bruce Shingler (St. Augustine's College, '05)

Director of Basketball Operations: Andy Assaley (Cincinnati, '96)

Strength & Conditioning Coach: Scott Greenawalt (Muskingum College, '98)

Athletic Trainer: Mark Rodger (Buffalo, '01)

Video Coordinator: Jay Gibbons (Clayton State, '03)

Student-Athlete Development: Doug Edwards (Florida State, '07)

Special Assistant to the Head Coach: Jarett Gerald (South Carolina, '11)

Director of Social Media: Dushawn Davis (Coastal Carolina, '11)

Administrative Assistant: John Reynolds (The Citadel, '11)

Graduate Student Manager: Brian Steele (South Carolina, '16)

Student Assistant Coach: TeMarcus Blanton

Student Assistant Coach: Justin McKie (South Carolina, '17)


Director of Athletics Communications and Public Relations: Emily Miles (Ball State, '03)

TOP RETURNING ...

Scorer.....Silva, 10.2 ppg
RebounderSilva, 6.1 rpg
Assist Maker..... Gravett, 1.4 apg
FG Shooter *.....Silva, 52.4% (122-233)
3-Point FG Shooter \$..... Gravett 21.7% (15-69)
FT Shooter \$.....Silva, 74.9% (134-179)
Shot Blocker.....Silva, 1.4 bpg
Steal Maker Kotsar, 0.7 spg

PRONUNCIATION GUIDE

HA-deem Gaye
Mike Coat-sar
Fa-leep-ay Haas-ay
E-BRAH-heem Fa-MOO-kay DOOM-bia



HEAD COACH FRANK MARTIN

HEAD COACH | 11TH SEASON OVERALL | 226-136 (.624) | SIXTH SEASON AT SOUTH CAROLINA | 109-82 (.570)

THE MARTIN FILE

COACHING

Experience

33rd year

College Experience

18th season

College Head Coach Experience

11th season

Hire Date At Carolina

March 27, 2012

PERSONAL

Hometown

Miami, Fla.

Alma Mater

Florida International, 1993 (B.A. Physical Ed.)

Family

Wife, Anya

Children, Brandon, Amalia and Christian

COACHING RESUME

High School

Miami Senior High, 1985-93

Varsity Boys' Assistant Coach

Junior Varsity Boys' Head Coach

North Miami High, Head Coach, 1993-95

Miami Senior High, Head Coach, 1995-98

B.T. Washington High, Head Coach, 1999-2000

College Assistant Coach

Northeastern, 2000-04

Cincinnati, 2004-06

Kansas State, 2006-07

College Head Coach

Kansas State, 2007-12

South Carolina, 2012-present

Frank Martin was named the head men's basketball coach at the University of South Carolina on March 27, 2012, becoming the 32nd head coach in the history of the South Carolina program, which enters its 110th season as a varsity sport in 2017-18. Martin owns a 213-128 (.624) overall record as a head coach, entering his 11th season overall, and a 96-74 (.564) record entering his sixth season at South Carolina. Martin was named the 2017 Jim Phelan National Coach of the Year after leading the Gamecocks to the best season in school history during the 2016-17 campaign, as the squad advanced to the program's first Final Four and recorded a school record 26 wins.

Since his appointment as head coach in Columbia, Martin, 51, and his wife Anya, have become fixtures in the community. He has spoken at numerous events, including Gamecock Club chapter events, numerous community council and rotary club events, coaching clinics, the Fathers and Families Decades of Dads event and the Heroes in Blue Knight of Honor Gala, among others. Martin has also been honored with several community awards, including being named a 2016 Fatherhood Champion at the Palmetto State Fatherhood Awards Breakfast and Fundraiser.

The Martin's have hosted the "B-Ball of the South," an event in conjunction with the National Association of Basketball Coaches (NABC), and the American Cancer Society, benefitting "Coaches vs. Cancer," during their time at Carolina. The first "B-Ball of the South," held in May 2013, raised \$140,000 from charitable donations and a live auction to benefit the "Coaches vs. Cancer" initiative. Year two saw continued success, as the Kentucky Derby themed event raised \$129,470 and year three saw the event raise \$145,735. For his outstanding efforts for the "Coaches vs. Cancer" initiative, Martin was honored with the 2016 Champion Award from the organization at the 2016 Final Four in Houston.

The 2016-17 campaign would go on to be the best season in school history, as the Gamecocks set a school record with 26

wins, advanced to the NCAA Tournament for the first time since 2004, posted the first program win in the NCAA Tournament since 1973, and advanced to the school's first-ever Final Four, falling by just four points, 77-73, to Gonzaga in the national semifinals in Phoenix. South Carolina captured back-to-back 20-win seasons for the first time since a string of three-straight 20-win campaigns from 2003-2006, and the Gamecocks posted double-digit league victories for just the fifth time since joining the SEC in 1992.

South Carolina was ranked in the AP poll for nine weeks and in the coaches poll for 10 weeks during the regular season, and the Gamecocks were ranked No. 6 in the final USA Today Coaches Poll following the Final Four run. Carolina rose to as high as 16th in the AP Poll, which was its highest rank since the Gamecocks were ranked 14th in the final poll of the 1997-98 season.

After the magical season, it would be announced that school records for total attendance and average attendance were set at Colonial Life Arena during the 2016-17 season. Nationally, the Gamecocks ranked 15th in total attendance, as 241,126 fans saw Carolina in action at home during the season, an average of 13,396 fans per game, which ranked 21st nationally.

Prior to his appointment in Columbia, Martin spent the previous five seasons as the head coach at Kansas State University, leading the Wildcats to the NCAA Tournament four times, including a trip to the Elite Eight, during the 2009-10 campaign when the squad won a school record 29 contests. Martin's Wildcats won at least 21 games in each of his five seasons at the helm, as the program compiled a record of 117-54 (.684) under his direction.

A native of Miami, Fla., Martin earned his bachelor's degree in physical education from Florida International in 1993. He and his wife, Anya, have three children, Brandon, Amalia and Christian.

MARTIN'S CAREER RECORD, YEAR-BY-YEAR

YEAR	RECORD	CONFERENCE (FINISH)	POSTSEASON
2007-08	21-12	10-6 (3rd)	1-1; NCAA Tournament 2nd Round
2008-09	22-12	9-7 (t4th)	1-1; NIT
2009-10	29-8	11-5 (t2nd)	3-1; NCAA Tournament Elite Eight
2010-11	23-11	10-6 (t3rd)	1-1; NCAA Tournament Third Round
2011-12	22-11	10-8 (5th)	1-1; NCAA Tournament Third Round
2012-13	14-18	4-14 (t12th)	-
2013-14	14-20	5-13 (13th)	-
2014-15	17-16	6-12 (t11th)	-
2015-16	25-9	11-7 (t3rd)	1-1; NIT
2016-17	26-11	12-6 (t3rd)	4-1; NCAA Final Four
2017-18	13-8	4-4	-
Totals	226-136 (.624)	92-88 (.511)	12-7 (.631)/5 NCAA/2 NIT

GAMECOCK SUPERLATIVES

GAMECOCKS' RECORD WHEN ...

At home	7-3
On the road	4-3
At neutral sites	2-2
In overtime	0-0
vs. Top 25 team	2-2
vs. Top 10 team	0-0
vs. Top 3 team	0-0
Leading at half	9-0
Trailing at half	3-8
Tied at half	1-0
Shooting 50% or better	2-0
Shooting between 39-49%	7-0
Shooting less than 39%	4-8
Opp. shooting 50% or better	0-2
Opp. shooting between 39-49%	7-5
Opp. shooting less than 39%	6-1
Shooting better than opp.	9-0
Shooting worse than/equal to opp.	4-8
Starters out-score opp. starters	11-4
Opp. starters score/equal more	2-4
Bench out-scores opp. bench	8-2
Opp. bench scores/equals more	5-6
Having more FTs than opp.	9-2
Having equal/less FTs than opp.	4-6
Have more TOs than opp.	3-4
Having equal/less TOs than opp.	10-4
Having more rebounds than opp.	11-5
Having equal/less rebounds than opp.	2-3
Making 6 or more 3FGs	10-4
Having 15 or more assists	3-1
Score more points in paint than opp.	9-3
Scoring equal/less points in paint than opp.	4-5
Scoring more points off TOs than opp.	10-3
Scoring equal/less points off TOs than opp.	3-5
Scoring more 2nd-chance points than opp.	11-5
Scoring equal/less 2nd-chance points than opp.	2-3
Scoring more fast break points than opp.	6-1
Scoring equal/less fast break points than opp.	7-7
Wearing white uniforms	6-4
Wearing Garnet uniforms	3-1
Wearing Black uniforms	4-3
Playing on live TV/live broadcast	13-8
Playing in November	5-2
Playing in December	4-2
Playing in January	4-4
Playing in February	0-0
Playing in March	0-0
Playing a day-game	6-2
Playing a night-game	7-6
Playing on Sunday	1-1
Playing on a Monday	1-0
Playing on a Tuesday	1-2
Playing on a Wednesday	3-1
Playing on a Thursday	0-2
Playing on a Friday	2-0
Playing on a Saturday	4-2
Scoring margin is 5 points or less	2-2
Margin is between 6-10	3-2
Margin is between 11-20	5-4
Margin is more than 20	3-0
Scoring 59 points or less	0-1
Scoring 60-69 points	1-6
Scoring 70-79 points	9-0
Scoring 80-89 points	3-0
Scoring 90-99 points	0-0
Scoring 100+ points	0-0

MISCELLANEOUS

Current streak	L1
Home court streak	L2
Away streak	W2
Neutral court streak	L1

(tied for team lead also included)

Scoring Leaders	'17-18	Career
Chris Silva	11	12
Frank Booker	5	5*
Wes Myers	4	4*
Hassani Gravett	2	2
Justin Minaya	2	2
Maik Kotsar	1	2
David Beatty	1	1

Rebounding Leaders	'17-18	Career
Chris Silva	16	38
Maik Kotsar	3	12
Felipe Haase	4	4
Hassani Gravett	3	3
Justin Minaya	2	2
Wes Myers	1	1*
Frank Booker	1	1*

Assists Leaders	'17-18	Career
Hassani Gravett	8	13
Wes Myers	8	8*
Maik Kotsar	5	7
Felipe Haase	3	3
Justin Minaya	3	3
David Beatty	1	1
Kory Holden	1	1*
Chris Silva	1	1

Blocks Leaders	'17-18	Career
Chris Silva	12	39
Maik Kotsar	7	13
Frank Booker	3	3*
Justin Minaya	3	3
Evan Hinson	2	2
Felipe Haase	2	2
Hassani Gravett	2	2
Khadim Gueye	1	3
Jason Cudd	1	1

Steals Leaders	'17-18	Career
Maik Kotsar	10	13
Frank Booker	8	8*
Chris Silva	4	10
Hassani Gravett	2	3
Justin Minaya	2	2
Felipe Haase	2	2
David Beatty	2	2
Kory Holden	1	1*
Khadim Gueye	1	1
Evan Hinson	1	1
Wes Myers	1	1*

Double-Figure Scoring	'17-18	Career
Chris Silva	16	44
Frank Booker	12	24
Justin Minaya	8	8
Wesley Myers	8	30
Maik Kotsar	6	16
Felipe Haase	5	5
Hassani Gravett	4	7
David Beatty	2	2
Kory Holden	1	44
Wes Myers	1	1*

20+ points	'17-18	Career
Chris Silva	4	4
Frank Booker	1	2
Wes Myers	1	1*

30+ points	'17-18	Career
-	-	-

Double-Figure Rebounding	'17-18	Career
Chris Silva	6	13
Felipe Haase	1	1

5+ assists	'17-18	Career
Hassani Gravett	5	7
Wes Myers	2	3
Maik Kotsar	2	2

3+ steals	'17-18	Career
Frank Booker	4	5
Maik Kotsar	3	5
Hassani Gravett	1	1
Wes Myers	1	1*

2+ blocks	'17-18	Career
Chris Silva	8	34
Maik Kotsar	3	8

Double-Doubles	'17-18	Career
Chris Silva	5	10
Felipe Haase	1	1

* indicates at South Carolina

Dunks	'17-18	Career
Chris Silva	20	63
Maik Kotsar	3	5
Evan Hinson	2	2
David Beatty	1	1
Jason Cudd	1	1
Justin Minaya	1	1

Miscellaneous

Largest Halftime Lead	
SC	26, vs. UTEP (Nov. 17, 2017)
Opp	12, Missouri (Jan. 3, 2018)
Smallest Halftime Lead	
SC	1, vs. Western Michigan (Nov. 19, 2017)
Opp	1, twice, last at Ole Miss (Dec. 31, 2017)
Fewest Points In First Half	
SC	23, vs. Illinois State (Nov. 16, 2017)
Opp	24, last, vs. UTEP (Nov. 17, 2017)
Most Points In First Half	
SC	50, vs. UTEP (Nov. 17, 2017)
Opp	47, Coastal Carolina (Dec. 9, 2017)
Fewest Points In Second Half	
SC	22, vs. Clemson (Dec. 19, 2017)
Opp	20, Limestone (Dec. 27, 2017)
Most Points In Second Half	
SC	45, 2x, last vs. Vanderbilt (Jan. 6, 2018)
Opp	43, at Ole Miss (Dec. 31, 2017)
Most Points in Overtime	
SC	-
Opp	-
Largest Margin of Victory	
SC	29, vs. Limestone (Dec. 27, 2017)
Opp	16, 2x, last vs. Clemson (Dec. 19, 2017)
Smallest Margin of Victory	
SC	2, vs. Coastal Carolina (Dec. 9, 2017)
Opp	4, Illinois State (Nov. 16, 2017)

2017-18 GAME-BY-GAME

	Date	Result	FG-A	Pct	3FG-A	Pct	FT-A	Pct	O-D-Total	PF	Pts	A	TO	Blk	Stl	Min	Half
at Wofford			17-49	.347	6-19	.316	12-16	.750	8-20-28	16	52	7	13	0	3	200	24
South Carolina	Nov. 10, 2017	W, 73-52	25-54	.463	11-23	.478	12-16	.750	12-28-40	17	73	17	14	3	5	200	33
Western Michigan			21-58	.362	5-21	.238	13-25	.520	8-24-30	24	60	12	11	6	10	200	29
South Carolina	Nov. 13, 2017	W, 78-60	26-57	.456	9-23	.391	17-28	.607	13-33-46	18	78	12	14	3	4	200	38
Illinois State &			18-50	.360	5-16	.313	28-39	.718	5-37-42	20	69	13	14	2	8	200	32
South Carolina	Nov. 16, 2017	L, 69-65	18-61	.295	9-32	.281	20-60	.667	12-33-45	32	65	14	13	4	3	200	23
UTEP &			19-45	.422	5-13	.385	13-20	.650	6-21-27	24	56	12	23	6	8	200	24
South Carolina	Nov. 17, 2017	W, 80-56	27-58	.466	8-24	.333	18-23	.783	13-23-36	20	80	19	17	2	8	200	50
Western Michigan &			21-44	.477	8-21	.381	16-21	.762	6-24-30	24	66	9	22	1	9	200	34
South Carolina	Nov. 19, 2017	W, 79-66	26-57	.456	8-24	.333	19-30	.633	12-21-33	19	79	13	12	3	8	200	35
at FIU			22-53	.415	4-17	.235	13-21	.619	8-17-25	18	61	8	17	6	10	200	36
South Carolina	Nov. 27, 2017	W, 78-61	32-61	.525	8-22	.364	6-12	.500	13-27-40	15	78	22	19	3	8	200	38
vs. Temple #			29-60	.483	4-17	.235	14-21	.667	15-22-37	13	76	11	14	8	12	200	38
South Carolina	Nov. 30, 2017	L, 76-60	22-58	.379	6-21	.386	10-12	.833	13-20-33	14	60	9	17	4	7	200	27
UMass			27-59	.458	12-26	.462	4-5	.800	5-21-26	28	70	13	17	0	3	200	35
South Carolina	Dec. 2, 2017	W, 76-70	28-55	.509	3-15	.200	17-29	.586	8-28-36	12	76	14	15	1	11	200	34
Wyoming			19-56	.339	6-25	.240	20-26	.769	7-27-34	22	64	14	18	3	7	200	25
South Carolina	Dec. 6, 2017	W, 80-64	28-62	.452	8-23	.348	16-29	.552	10-33-43	21	80	17	17	4	7	200	25
Coastal Carolina			29-63	.460	10-24	.417	10-13	.469	13-20-33	25	78	17	15	2	8	200	47
South Carolina	Dec. 9, 2017	W, 80-78	25-55	.455	8-20	.400	22-31	.710	12-19-31	13	80	14	14	4	6	200	47
at Clemson			20-46	.435	8-20	.400	16-24	.667	9-25-34	9	64	8	15	8	9	200	31
South Carolina	Dec. 19, 2017	L, 64-48	19-54	.352	2-16	.125	8-10	.800	12-19-31	17	48	3	14	4	3	200	26
Limestone			13-52	.250	6-22	.273	13-29	.448	10-28-38	17	5	4	17	4	7	200	25
South Carolina	Dec. 27, 2017	W, 74-45	26-68	.382	8-21	.381	14-20	.700	15-37-52	21	74	14	12	4	3	200	34
at Ole Miss*			20-49	.408	8-21	.381	26-33	.788	4-26-30	23	74	15	8	7	9	200	31
South Carolina	Dec. 31, 2017	L, 74-69	22-58	.379	8-20	.400	17-26	.654	14-29-43	21	69	16	14	4	2	200	30
Missouri*			23-49	.469	14-24	.583	19-24	.792	8-23-31	26	79	15	13	8	7	200	39
South Carolina	Jan. 3, 2018	L, 79-68	22-57	.386	5-18	.278	19-26	.731	13-19-32	22	68	8	11	8	4	200	27
Vanderbilt*			19-54	.352	8-29	.276	14-20	.700	9-25-34	31	60	10	19	4	7	200	28
South Carolina	Jan. 6, 2018	W, 71-60	21-54	.389	4-14	.286	25-36	.641	11-30-41	17	71	8	12	4	7	200	26
at Alabama*			30-51	.588	7-17	.412	9-14	.643	9-26-35	19	76	18	16	7	8	200	40
South Carolina	Jan. 9, 2018	L, 76-62	19-53	.358	5-15	.333	19-25	.760	11-17-28	16	62	8	13	2	3	200	33
at Georgia*			18-51	.353	3-12	.250	18-28	.643	12-30-42	23	57	8	14	9	4	200	29
South Carolina	Jan. 13, 2018	W, 64-57	16-59	.271	6-24	.250	26-35	.743	18-28-46	24	64	9	7	3	3	200	37
No. 18/16 Kentucky*			22-49	.449	1-11	.091	23-36	.639	6-29-35	32	68	7	16	5	5	200	37
South Carolina	Jan. 16, 2018	W, 76-68	23-61	.377	5-23	.217	28-38	.658	14-26-40	27	76	11	9	1	7	200	34
No. 21/21 Tennessee*			23-40	.575	5-11	.455	19-24	.792	4-21-25	21	70	10	13	7	8	200	33
South Carolina	Jan. 20, 2018	L, 70-63	18-49	.367	10-23	.435	17-27	.630	15-16-31	19	63	13	14	1	6	200	30
at No. 20/22 Florida*			24-56	.429	6-23	.261	18-23	.783	10-24-34	17	72	10	12	3	4	200	37
South Carolina	Jan. 24, 2018	W, 77-72	24-55	.436	11-21	.524	18-22	.818	9-25-34	19	77	14	10	4	7	200	39
No. 14/14 Texas Tech^			20-47	.426	7-16	.438	23-28	.821	10-18-28	24	70	10	15	5	7	200	30
South Carolina	Jan. 27, 2018	L, 70-63	19-51	.373	5-26	.192	20-27	.741	14-18-32	27	63	13	16	0	6	200	26

& - indicates Puerto Rico Tip-Off at Myrtle Beach (Myrtle Beach, S.C./HTC Center) | # - indicates Under Armour Reunion (New York City/Madison Square Garden) | * - SEC contest | ^ - indicates Big 12/SEC Challenge (Columbia, S.C.)



SOUTH CAROLINA GAMECOCKS

OVERALL: 13-8; SEC: 4-4; HOME: 7-3; AWAY: 4-3; NEUTRAL: 2-2

DATE	OPP.	W/L	SCORE	RECORD (SEC)	POINTS	REBOUNDS	ASSISTS	BLOCKS	STEALS	ATTENDANCE
11/10/17	at Wofford	W	73-52	1-0 (0-0)	Kotsar (13)	Silva (10)	Kotsar (4)	Silva (2)	Silva (2)	3,400
11/13/17	Western Mich.	W	78-60	2-0 (0-0)	Gravett (15)	Silva (10)	Haase (3)	3 with 1	Kotsar (2)	12,136 (paid)
11/16/17	vs. Illinois St. &	L	69-65	2-1 (0-0)	3 with 10	Gravett (9)	Gravett (5)	Silva (3)	Kotsar (2)	700
11/17/17	vs. UTEP &	W	80-56	3-1 (0-0)	Silva (15)	Silva/Haase (7)	Gravett (9)	Silva (2)	Kotsar (2)	978
11/19/17	vs. West. Mich. &	W	79-66	4-1 (0-0)	Silva/Myers (14)	3 with 5	Gravett (6)	Minaya (2)	Kotsar/Booker (2)	2,119
11/27/17	at FIU	W	78-61	5-1 (0-0)	Silva (26)	Silva/Gravett (10)	Gravett (7)	3 with 1	Booker/Kotsar (3)	1,335
11/30/17	vs. Temple #	L	76-60	5-2 (0-0)	Beatty (13)	Silva (9)	3 with 2	Silva (2)	Minaya/Haase (2)	6,081
12/2/17	UMass	W	76-70	6-2 (0-0)	Minaya (17)	Haase (10)	Gravett (4)	Haase (1)	Kotsar/Gravett (3)	10,832 (paid)
12/6/17	Wyoming	W	80-64	7-2 (0-0)	Silva (19)	Silva (10)	Haase/Myers (3)	4 with 1	Booker (3)	10,205 (paid)
12/9/17	Coastal Carolina	W	80-78	8-2 (0-0)	Booker (19)	Silva (9)	Gravett (4)	Silva (3)	Silva/Booker (2)	11,734 (paid)
12/19/17	at Clemson	L	64-48	8-3 (0-0)	Silva (12)	Silva (9)	3 with 1	Kotsar (2)	3 with 1	8,031
12/27/17	Limestone	W	74-45	9-3 (0-0)	Booker (17)	Haase (8)	Myers (6)	Kotsar (2)	3 with 1	11,305 (paid)
12/31/17	at Ole Miss*	L	74-69	9-4 (0-1)	Silva/Booker (21)	Silva (13)	Myers (5)	Silva (2)	Beatty (2)	5,849
1/3/18	Missouri*	L	79-68	9-5 (0-2)	Silva (18)	Silva/Booker (5)	3 with 2	Kotsar (3)	Booker (2)	9,846 (paid)
1/6/18	Vanderbilt*	W	71-60	10-5 (1-2)	Silva (27)	Silva (8)	Haase (2)	4 with 1	Booker (3)	11,391 (paid)
1/9/18	at Alabama*	L	76-62	10-6 (1-3)	Myers (15)	Minaya/Kotsar (5)	Minaya/Myers (2)	Hinson/Gravett (1)	Silva (2)	10,909
1/13/18	at Georgia*	W	64-57	11-6 (2-3)	Booker (17)	Silva (9)	Silva (4)	Silva (2)	3 with 1	9,788
1/16/18	18/16 Kentucky*	W	7-68	12-6 (3-3)	Silva (27)	Silva (8)	Gravett (5)	Silva (1)	Kotsar/Booker (3)	16,210 (paid)
1/20/18	21/21 Tennessee*	L	70-63	12-7 (3-4)	Minaya/Myers (16)	3 with 5	Kotsar (5)	Booker (1)	Kotsar (2)	18,000 (paid)
1/24/18	at 20/22 Florida*	W	77-72	13-7 (4-4)	Myers (22)	Silva (12)	Myers/Kotsar (4)	4 with 1	Myers (4)	10,550
1/27/18	14/14 Texas Tech^	L	70-63	13-8 (4-4)	Silva (16)	Kotsar (7)	Myers (4)	-	Kotsar/Silva (2)	14,142 (paid)

& - indicates Puerto Rico Tip-Off at Myrtle Beach (Myrtle Beach, S.C./HTC Center) | # - indicates Under Armour Reunion (New York City/Madison Square Garden) | * - indicates SEC contest | ^ - indicates Big 12/SEC Challenge (Columbia, S.C.)

STARTING LINEUPS

OPPONENT	GUARD	GUARD	GUARD/FORWARD	FORWARD	FORWARD	RECORD
at Wofford	Gravett	Booker	Minaya	Kotsar	Silva	1-0
Western Michigan	Gravett	Booker	Minaya	Kotsar	Silva	2-0
vs. Illinois State &	Gravett	Booker	Minaya	Kotsar	Silva	2-1
vs. UTEP &	Gravett	Booker	Minaya	Kotsar	Silva	3-1
vs. Western Michigan &	Gravett	Booker	Minaya	Kotsar	Silva	4-1
at FIU	Gravett	Booker	Minaya	Kotsar	Silva	5-1
vs. Temple #	Gravett	Booker	Minaya	Kotsar	Silva	5-2
UMass	Gravett	Booker	Minaya	Kotsar	Silva	6-2
Wyoming	Gravett	Booker	Minaya	Kotsar	Silva	7-2
Coastal Carolina	Gravett	Booker	Minaya	Kotsar	Silva	8-2
at Clemson	Gravett	Booker	Minaya	Kotsar	Silva	8-3
Limestone	Gravett	Booker	Minaya	Kotsar	Silva	9-3
at Ole Miss*	Myers	Booker	Minaya	Kotsar	Silva	0-1
Missouri*	Myers	Booker	Minaya	Kotsar	Silva	0-2
Vanderbilt*	Myers	Hinson	Minaya	Kotsar	Silva	1-0
at Alabama*	Myers	Hinson	Minaya	Kotsar	Silva	1-1
at Georgia*	Myers	Hinson	Minaya	Kotsar	Silva	2-1
No. 18/16 Kentucky*	Myers	Hinson	Minaya	Kotsar	Silva	3-1
No. 21/21 Tennessee*	Myers	Hinson	Minaya	Kotsar	Silva	3-2
No. 20/22 at Florida*	Myers	Hinson	Minaya	Kotsar	Silva	4-2
No. 14/14 Texas Tech^	Myers	Hinson	Minaya	Kotsar	Silva	4-3

& - indicates Puerto Rico Tip-Off at Myrtle Beach (Myrtle Beach, S.C./HTC Center) | # - indicates Under Armour Reunion (New York City/Madison Square Garden) | * - indicates SEC contest | ^ - indicates Big 12/SEC Challenge (Columbia, S.C.)

GAMECOCK SUPERLATIVES UNDER MARTIN

Most Field Goals Made

- 39, vs. High Point (March 15, 2016)
- 37, vs. Hofstra (Nov. 22, 2015)
- 35, vs. Marquette (March 17, 2017)
35, vs. Lander (Dec. 27, 2016)
- 34, vs. Lipscomb (Nov. 27, 2015)
34, vs. Marshall (Dec. 30, 2013)

Most Field Goals Attempted

- 88, vs. Alabama (Feb. 7, 2017)
73, vs. Georgia (March 3, 2016)
72, vs. Oral Roberts (Nov. 16, 2015)
- 70, vs. Texas A&M (Jan. 7, 2017)
- 71, vs. SC State (Jan. 5, 2013)

Highest Field Goal Percent

- 60.0 (39-65) vs. High Point (March 15, 2016)
- 58.7 (27-46) vs. Holy Cross (Nov. 13, 2016)
- 58.3 (28-48) vs. Saint Mary's (Dec. 22, 2013)
- 57.7 (30-52) vs. Arkansas (Jan. 26, 2013)
- 56.4 (22-39) vs. Missouri State (Nov. 24, 2012)

Most 3-Point Field Goals Made

- 15, vs. Auburn (Jan. 24, 2017)
- 13, vs. Rider (Nov. 19, 2012)
- 12, vs. Holy Cross (Nov. 13, 2016)
12, at Texas A&M (Feb. 6, 2016)
- 11, at Florida (Jan. 24, 2018)
11, vs. Wofford (Nov. 10, 2017)
11, vs. Georgia (Feb. 4, 2017)
11, vs. Auburn (March 12, 2014)

Most 3-Point Field Goals Attempted

- 32, vs. Illinois State (Nov. 16, 2017)
31, vs. Alabama (Feb. 7, 2017)
31, vs. Mississippi State (March 13, 2013)
- 30, at Ole Miss (March 4, 2017)
30, at Alabama (Feb. 24, 2015)
- 29, vs. USC Upstate (Dec. 19, 2013)

Highest 3-Point Field Goal Percentage (min. 10 attempts)

- 73.3 (11-15) vs. Auburn (March 12, 2014)
- 58.3 (7-12) vs. Arkansas (Jan. 26, 2013)
- 57.7 (15-26) vs. Auburn (Jan. 24, 2017)
- 57.1 (12-21) at Texas A&M (Feb. 6, 2016)
57.1 (8-14) at Georgia (Jan. 22, 2014)

Most Free Throws Made

- 46, vs. Memphis (Jan. 2, 2016)
- 35, vs. Alabama (Feb. 7, 2017)
- 30, vs. Arkansas (March 13, 2014)
- 29, vs. Norfolk State (Nov. 14, 2015)
- 28, vs. Alabama (Jan. 30, 2016)
28, vs. NC A&T (Dec. 30, 2014)
28, vs. Mississippi State (March 6, 2013)
28, at LSU (Jan. 16, 2013)

Most Free Throws Attempted

- 63, vs. Memphis (Jan. 2, 2016)
- 50, vs. Alabama (Feb. 7, 2017)
46, vs. Alabama (Jan. 30, 2016)
- 42, vs. Norfolk State (Nov. 14, 2015)
- 41, vs. Mississippi State (Jan. 26, 2016)
41, vs. Arkansas (March 13, 2014)

Highest Free Throw Percentage (min. 10 attempts)

- 93.8 (15-16) vs. Holy Cross (Nov. 13, 2016)
- 93.3 (14-15) vs. Tennessee (Jan. 20, 2015)
- 92.9 (13-14) at Georgia (Feb. 17, 2015)
- 92.3 (12-13) at Tennessee (March 7, 2015)
- 86.4 (19-22) at Florida (Feb. 21, 2017)

Most Offensive Rebounds

- 26, vs. Vanderbilt (Feb. 13, 2014)
- 24, at St. John's (Nov. 29, 2012)
- 23, vs. Alabama (Feb. 7, 2017)
- 21, vs. Akron (Nov. 23, 2014)
21, at Mississippi State (March 8, 2014)
21, at Clemson (Nov. 17, 2013)

Most Defensive Rebounds

- 38, vs. Oklahoma State (Dec. 6, 2014)
38, vs. Longwood (Nov. 9, 2013)
- 37, vs. Limestone (Dec. 27, 2017)
35, vs. Memphis (Jan. 2, 2016)
- 34, vs. Vanderbilt (Jan. 9, 2016)
34, vs. Western Carolina (Nov. 30, 2015)

Most Total Rebounds

- 53, vs. Memphis (Jan. 2, 2016)
- 52, vs. Limestone (Dec. 27, 2017)
52, vs. Alabama (Feb. 7, 2017)
- 51, vs. Mississippi State (Jan. 26, 2016)
51, vs. Western Carolina (Nov. 30, 2015)

Most Personal Fouls

- 33, at Georgia (Feb. 22, 2014)
- 32, vs. Illinois State (Nov. 16, 2017)
32, vs. Marshall (Dec. 30, 2013)
- 31, at Texas A&M (Jan. 15, 2014)
- 30, at Memphis (Dec. 30, 2016)
30, at Auburn (Feb. 26, 2014)

Most Points

- 98, vs. Auburn (Jan. 24, 2017)
- 94, vs. LSU (Feb. 10, 2016)
94, vs. Hofstra (Nov. 22, 2015)
- 93, vs. Marquette (March 17, 2017)
- 92, vs. SC State (Nov. 18, 2016)
92, vs. Lipscomb (Nov. 27, 2015)
92, vs. Marshall (Dec. 30, 2013)

Fewest Points

- 36, at Florida (Jan. 30, 2012)
- 43, at Kentucky (Feb. 14, 2015)
43, vs. Kentucky (Jan. 24, 2015)
- 44, vs. Tennessee (March 14, 2014)
- 46, vs. Florida (March 4, 2014)
46, vs. LSU (Feb. 14, 2013)

Most Assists

- 25, vs. High Point (March 15, 2016)
- 24, vs. Lipscomb (Nov. 27, 2015)
- 23, vs. Auburn (Jan. 24, 2017)
- 22, at FIU (Nov. 27, 2017)
22, at Texas A&M (Feb. 6, 2015)
22, vs. Rider (Nov. 19, 2012)

Fewest Turnovers

- 5, vs. Gonzaga (April 1, 2017)
6, vs. Texas A&M (Jan. 7, 2017)
6, vs. Kentucky (March 1, 2014)
- 7, at Georgia (Jan. 13, 2018)
7, at USF (Dec. 17, 2016)
7, vs. Mississippi State (Feb. 28, 2015)
7, at Georgia (Feb. 17, 2015)
7, vs. Georgia (Feb. 22, 2014)
7, vs. Akron (Dec. 28, 2013)
7, at Kentucky (Feb. 5, 2013)
7, vs. Vanderbilt (Jan. 19, 2013)

Most Blocks

- 10, vs. Lander (Dec. 27, 2016)
10, vs. High Point (March 15, 2016)
10, vs. UNC Asheville (Nov. 26, 2014)

- 9, vs. SC State (Nov. 18, 2016)
9, at Georgia (Feb. 2, 2016)
9, vs. Drexel (Dec. 15, 2015)
9, vs. Coker (Dec. 21, 2014)

Most Steals

- 13, vs. FIU (Dec. 4, 2016)
13, vs. Francis Marion (Dec. 30, 2015)
13, at Marshall (Dec. 1, 2014)
- 12, at Tennessee (Jan. 11, 2017)
12, vs. Syracuse (Nov. 26, 2016)
12, vs. USF (Dec. 5, 2015)
12, vs. Lipscomb (Nov. 27, 2015)
12, vs. Ole Miss (March 12, 2015)
12, vs. UNC Asheville (Nov. 26, 2014)

Most Points By Opponent

- 97, at Georgia (Jan. 22, 2014)
- 90, vs. Alabama (Feb. 7, 2017)
90, vs. Missouri (Feb. 28, 2013)
- 89, vs. Kentucky (Feb. 13, 2016)
89, at St. John's (Nov. 29, 2012)

Fewest Point By Opponent

- 44, vs. Longwood (Nov. 9, 2013)
- 45, vs. Limestone (Dec. 27, 2017)
45, vs. Akron (Dec. 28, 2013)
45, vs. Cornell (Nov. 20, 2014)
45, vs. Clemson (Dec. 19, 2014)

Most Field Goals Made By Opponent

- 33, at St. John's (Nov. 29, 2012)
- 32, vs. Missouri (Feb. 28, 2013)
- 31, vs. Kentucky (Feb. 13, 2016)
- 30, at Alabama (Jan. 9, 2018)
30, vs. Arkansas (Feb. 15, 2017)
30, vs. Alabama (Feb. 7, 2017)
30, vs. Georgia Tech (March 21, 2016)
30, vs. Arkansas (March 5, 2015)

Fewest Field Goals Made By Opponent

- 10, vs. Michigan (Nov. 23, 2016)
- 11, vs. Georgia (Jan. 31, 2015)
- 13, vs. Limestone (Dec. 27, 2017)
13, vs. Akron (Dec. 28, 2013)
13, vs. Longwood (Nov. 9, 2013)

Highest Opponent Field Goal Percent

- 69.6 (32-46) vs. Missouri (Feb. 28, 2013)
- 61.4 (27-44) at Kentucky (Feb. 5, 2013)
- 58.8 (30-51) at Alabama (Jan. 9, 2018)
- 58.5 (24-41) vs. Auburn (Jan. 12, 2013)
- 58.3 (28-48) at Kentucky (Jan. 21, 2017)

Most Rebounds By Opponent

- 62, vs. Alabama (Feb. 7, 2017)
- 49, vs. Seton Hall (Dec. 12, 2016)
49, vs. LSU (Feb. 14, 2013)
- 47, at Georgia (Feb. 23, 2013)
- 46, five times

Fewest Rebounds By Opponent

- 16, vs. Holy Cross (Nov. 13, 2016)
- 20, vs. NC A&T (Dec. 30, 2014)
- 22, vs. Drexel (Dec. 15, 2015)
22, vs. Morgan State (Nov. 16, 2012)
- 23, vs. Hofstra (Nov. 22, 2015)
23, vs. Alabama (Jan. 13, 2015)
23, vs. Manhattan (Dec. 22, 2012)
23, vs. Rider (Nov. 19, 2012)

ON THE BENCH



> PERRY CLARK, ASSISTANT COACH

- > Fifth season on staff at South Carolina
- > Former head coach at Tulane, Miami (Fla.) and Texas A&M-Corpus Christi
- > Has over 30 years of coaching experience
- > Has coached 19 players who were drafted or have gone on to play in the NBA, including Gamecock Sindarius Thornwell



> CHUCK MARTIN, ASSISTANT COACH

- > Is in his first season on staff at Carolina after serving as an assistant for the past three seasons at Indiana
- > Has over 15 years of coaching experience at the Division I level
- > Was the head coach at Marist for five years (2008-13)
- > Played collegiately at Champlain Junior College, before finishing his career at Monmouth



> BRUCE SHINGLER, ASSISTANT COACH

- > Is in his second season on staff with the Gamecocks
- > Prior to time at Carolina, was an assistant for four seasons at Towson
- > Played collegiately at St. Augustine's College
- > Prior to time in college, coached AAU, sending over 40 of his players to Division I institutions



> ANDY ASSALEY, DIRECTOR OF OPERATIONS

- > Enters his sixth season at Carolina, and his 11th season with Martin
- > Has over 20 years of experience working in college basketball
- > A graduate of Cincinnati



> SCOTT GREENAWALT, STRENGTH AND CONDITIONING COACH

- > Enters his sixth season with the Gamecocks and his 11th with Martin
- > Has coached over 10 all-conference players, including Michael Beasley (Kansas State) and Sindarius Thornwell (Carolina)
- > Has helped train numerous professional athletes, such as Kevin Youkilis, former MLB player
- > Played football at Muskingum College in Ohio



> MARK RODGER, ATHLETIC TRAINER

- > In his 12th season with the Gamecocks
- > Native of Berlin, Germany, and a graduate of the University of Buffalo




> DOUG EDWARDS, DIRECTOR OF PLAYER DEVELOPMENT

- > Is in his sixth season on staff at Carolina
- > Former standout at Florida State, and was the 15th overall pick in the 1993 NBA Draft by the Atlanta Hawks
- > Brother, Allen, is the head coach at Wyoming



> JAY GIBBONS, VIDEO COORDINATOR

- > Enters his third season on staff with the Gamecocks
- > Prior to his time at Carolina, was an assistant coach at Savannah State
- > Played collegiately at Clayton State, where he helped his team reach two NCAA D-II Final Four's



JARETT GERALD
Special Asst. to the Head Coach



DUSHAWN DAVIS
Director of Social Media



JOHN REYNOLDS
Administrative Assistant



BRIAN STEELE
Graduate Student Manager



TEMARCUS BLANTON
Student Assistant Coach



JUSTIN MCKIE
Student Assistant Coach



EMILY MILES
Director of Communications and Public Relations

GAME 1 (1-0)

Spartanburg, S.C.
Jerry Richardson Indoor Stadium
Nov. 10, 2017
2017-18 Season Opener

SPARTANBURG, S.C. (AP) - Maik Kotsar had 13 points and Frank Booker added 12 off three 3-pointers in a 73-52 rout of Wofford - the Gamecocks' 17th straight opening-game victory Friday night.

South Carolina (1-0) spoiled the debut of Wofford's glittering Jerry Richardson Indoor Stadium, a 3,400-seat arena funded by Richardson, owner of the Carolina Panthers and a Wofford alumnus.

Wofford (0-1) kept things tight most of the first half and trailed 25-22 on Derrick Brooks' jumper with 3:15 left in the opening half. That's when the Gamecocks took control with a 20-2 run that spanned both periods. Booker and fellow first-year player Wesley Myers had 3s in the run. When Hassani Gravett closed the surge with one more 3, South Carolina led 45-24.

Freshman Felipe Haase and graduate transfer Myers added 10 points each for the Gamecocks, who returned just two starters from the team that made it to the program's first Final Four a year ago. Chris Silva, along with Kotsar, the only starters back from the NCAA Tournament run, had nine points and a team-best 10 rebounds.

Fletcher Magee had 17 points, 15 in the opening half, to lead Wofford.

GAME 2 (2-0)

Columbia, S.C.
Colonial Life Arena
Nov. 13, 2017
Final Four banner unveiled pre-game

COLUMBIA, S.C. (AP) - South Carolina doubled down on a season opening victory, claiming a 78-60 home win Monday night over Western Michigan in its second encounter.

The Gamecocks managed to get a bit of breathing room late in the first half, opening a nine-point lead at the break. They remained on top throughout the second half, gradually increasing the lead.

The inside duo of Chris Silva and Maik Kotsar dominated action inside, allowing USC to connect on 26 of 57 field goals, while holding Western Michigan to 21 of 58.

Despite its statistical dominance, South Carolina watched a 17-point lead cut to nine with 7:50 remaining. The Gamecocks had an answer for each Western Michigan run, however.

While the inside duo was responsible for obtaining the lead, point guard Hassani Gravett hit three late 3-pointers to allow South Carolina's advantage to grow to as much as 19.

He led the Gamecocks in scoring with 15. Frank Booker followed with 14, while Silva and Kotsar each scored 10 and hauled in a combined 13 rebounds.

Western Michigan's Thomas Wilder led all scorers with 21, earning most of his points driving to the basket. Bryce Moore and Josh Davis followed with 12 and 11 points respectively.

GAME 3 (2-1)

Conway, S.C.
HTC Center
Nov. 16, 2017
Puerto Rico Tip-Off at Myrtle Beach

CONWAY, S.C. (AP) - Milik Yarbrough had 18 points, six rebounds and six assists to help Illinois State beat South Carolina 69-65 in Thursday's opening game of the relocated Puerto Rico Tip-Off.

Keyshawn Evans added 17 points for the Redbirds (1-1), who frustrated the cold-shooting Gamecocks with their active zone defense and never trailed. Illinois State shot just 36 percent, but made 28 free throws - with 14 from Yarbrough.

Illinois State led by as many as 12 points before halftime and saw the Gamecocks rally to twice tie it before holding on down the stretch. Evans hit a free throw with 4 seconds left to make it a two-possession game and seal the win.

Hassani Gravett had 10 points, nine rebounds and five assists for the Gamecocks (2-1), who shot just 30 percent.

The tournament was set for the coastal city of Fajardo, Puerto Rico, but damage from Hurricane Maria forced it to Coastal Carolina in Conway.

GAME 1

South Carolina 73 • 1-0

Official Basketball Box Score - Game Totals - Final Statistics
South Carolina vs Wofford
11/10/17 7:00 PM at Spartanburg, S.C.

#	Player	Total		3-Ptr		Rebounds		FF		TP	A	T	Bk	Stl	Min		
		FG	FGA	FG	FGA	FT	FTA	Off	Def							Total	
02	GRAVETT, Hassani	2	7	1	2	0	0	2	2	0	5	3	0	0	25		
05	BOOKER, Frank	4	6	3	5	1	2	0	0	0	1	2	0	0	25		
10	MINAYA, Justin	2	5	1	2	1	1	2	2	4	1	6	2	2	24		
21	KOTSAR, Maik	5	10	1	3	4	1	3	13	4	1	0	1	0	25		
30	SILVA, Chris	2	5	0	1	5	3	7	10	3	9	2	5	2	20		
00	BEATTY, David	2	6	1	4	0	0	2	6	2	1	0	0	0	19		
10	HOLDEN, Kory	1	2	0	1	0	1	2	3	2	2	0	0	0	8		
12	GUEYE, Khadim	0	0	0	0	2	2	4	2	0	0	2	0	0	10		
13	HAASE, Felipe	4	6	2	3	0	1	5	2	10	0	0	0	0	23		
14	FAMOUKE DOUMBIA, I.	0	1	0	0	0	2	2	0	0	0	0	0	0	2		
15	MYERS, Wesley	3	6	2	4	2	3	3	0	10	2	2	0	1	17		
20	CORCHIANI, Tommy	0	0	0	0	0	0	0	0	0	0	0	0	0	1		
33	CUDD, Jason	0	0	0	0	0	0	0	0	0	0	0	0	0	1		
Team																	
Totals		25	54	11	23	12	16	12	28	40	17	73	17	14	3	5	200

FG % 1st Half: 11-27 40.7% 2nd half: 14-27 51.9% Game: 25-54 46.3%
3FG % 1st Half: 7-14 50.0% 2nd half: 4-9 44.4% Game: 11-23 47.8%
FT % 1st Half: 4-5 80.0% 2nd half: 8-11 72.7% Game: 12-16 75.0%

Wofford 52 • 0-1

Official Basketball Box Score - Game Totals - Final Statistics
Wofford vs South Carolina
11/10/17 7:00 PM at Spartanburg, S.C.

#	Player	Total		3-Ptr		Rebounds		FF		TP	A	T	Bk	Stl	Min		
		FG	FGA	FG	FGA	FT	FTA	Off	Def							Total	
03	Fletcher Magee	7	17	3	9	0	0	3	3	1	17	0	2	0	37		
10	Nathan Hoover	2	7	1	4	0	0	1	1	0	9	0	0	0	29		
31	Donovan Theme-Love	0	2	0	1	0	0	0	0	0	1	4	1	0	19		
30	Cameron Jackson	3	7	1	3	6	6	4	9	0	2	0	2	1	27		
53	Matthew Pegram	3	7	2	4	2	5	7	4	2	2	0	0	0	29		
01	Derrick Brooks	1	3	0	1	0	1	4	2	0	4	0	0	0	19		
05	Storm Murphy	1	4	0	1	0	0	0	0	0	3	4	0	0	21		
12	Dishon Lowery	0	0	0	0	0	0	0	0	0	0	0	0	0	1		
21	Tray Hollowell	0	2	0	1	0	0	0	1	0	0	0	0	0	8		
24	Keve Aluma	0	0	0	0	0	0	1	1	0	0	1	0	0	10		
Team																	
Totals		17	49	6	19	12	16	8	20	28	16	52	7	13	0	3	200

FG % 1st Half: 10-28 35.7% 2nd half: 7-21 33.3% Game: 17-49 34.7%
3FG % 1st Half: 3-9 33.3% 2nd half: 3-10 30.0% Game: 6-19 31.6%
FT % 1st Half: 1-3 33.3% 2nd half: 11-13 84.6% Game: 12-16 75.0%

Officials: Karl Hess, Steven Anderson, Rusty Phillips
Technical Fouls: South Carolina-None. Wofford-None.
Attendance: 3400

Score by periods

	1st	2nd	Total
South Carolina	31	40	73
Wofford	24	28	52

GAME 2

Western Michigan 60 • 1-1

Official Basketball Box Score - Game Totals - Final Statistics
Western Michigan vs South Carolina
11/13/17 8 p.m. ET at Columbia, S.C. (Colonial Life Arena)

#	Player	Total		3-Ptr		Rebounds		FF		TP	A	T	Bk	Stl	Min	
		FG	FGA	FG	FGA	FT	FTA	Off	Def							Total
23	JONES, Reoqee	1	11	1	6	0	0	1	1	2	7	4	1	2	22	
05	JOHNSON, Brandon	1	4	0	1	2	5	2	0	0	0	0	0	0	12	
50	DUGAN, Seth	3	8	0	0	1	4	5	1	6	1	3	0	0	27	
08	MOORE, Bryce	2	6	2	4	4	0	1	1	2	10	2	3	0	30	
10	WILDER, Thomas	8	16	1	3	6	10	0	3	3	23	4	0	0	33	
01	FLOWERS, Michael	0	2	0	0	0	0	0	0	0	0	0	0	0	5	
02	MCDERMID, Kyle	0	0	0	0	0	0	0	0	0	0	0	0	0	2	
03	DAVIS, Josh	4	6	1	2	2	4	4	8	5	11	0	1	3	20	
04	PRINZY, Jared	0	0	0	0	0	0	0	0	0	0	0	0	0	6	
12	RANDALL, Jarrin	0	3	0	1	3	0	0	0	0	1	0	0	0	4	
24	IKONGSHU, Adida	0	2	0	0	0	1	2	3	5	0	1	1	0	14	
30	WHITENS, Jason	0	1	0	0	0	0	0	0	0	0	0	0	0	2	
32	CLIFFORD, TJ	0	0	0	0	0	0	0	0	0	0	0	0	0	2	
42	LAMONT, Drake	0	2	0	0	0	2	6	2	0	0	0	1	0	21	
Team																
Totals		21	58	5	21	13	25	8	24	32	60	12	11	6	10	200

FG % 1st Half: 10-27 37.0% 2nd half: 11-31 35.5% Game: 21-58 36.2%
3FG % 1st Half: 3-12 25.0% 2nd half: 2-9 22.2% Game: 5-21 23.8%
FT % 1st Half: 6-11 54.5% 2nd half: 7-14 50.0% Game: 13-25 52.0%

South Carolina 78 • 2-0

Official Basketball Box Score - Game Totals - Final Statistics
South Carolina vs Western Michigan
11/13/17 8 p.m. ET at Columbia, S.C. (Colonial Life Arena)

#	Player	Total		3-Ptr		Rebounds		FF		TP	A	T	Bk	Stl	Min		
		FG	FGA	FG	FGA	FT	FTA	Off	Def							Total	
10	MINAYA, Justin	2	8	0	4	1	3	2	3	5	3	2	0	0	22		
21	KOTSAR, Maik	4	10	0	2	2	6	3	6	2	10	1	2	1	29		
30	SILVA, Chris	3	5	1	3	4	2	8	10	3	10	1	1	1	21		
02	GRAVETT, Hassani	4	5	3	4	4	4	4	2	15	2	2	0	0	19		
05	BOOKER, Frank	5	8	3	6	1	3	0	2	2	14	0	1	0	30		
00	BEATTY, David	2	7	1	2	2	0	0	0	1	7	2	1	0	11		
10	HOLDEN, Kory	3	6	0	1	0	0	3	0	6	1	2	0	0	21		
00	BEATTY, David	2	6	1	2	2	0	0	0	0	0	0	0	0	4		
12	GUEYE, Khadim	0	0	0	0	0	0	0	0	0	0	0	0	0	2		
13	HAASE, Felipe	1	3	1	3	4	2	7	9	2	7	3	2	0	25		
14	FAMOUKE DOUMBIA, I.	0	0	0	0	0	0	0	0	0	0	0	0	0	2		
15	MYERS, Wesley	2	5	0	1	0	0	2	2	4	0	1	0	0	12		
25	SCHMITT, Christian	0	0	0	0	0	0	0	0	0	0	0	0	0	1		
33	CUDD, Jason	0	0	0	0	0	0	1	0	1	0	0	0	0	2		
Team																	
Totals		26	57	9	23	17	28	13	33	46	18	78	12	14	3	4	200

FG % 1st Half: 13-30 43.3% 2nd half: 13-27 48.1% Game: 26-57 45.6%
3FG % 1st Half: 4-10 40.0% 2nd half: 5-13 38.5% Game: 9-23 39.1%
FT % 1st Half: 8-12 66.7% 2nd half: 9-16 56.3% Game: 17-28 60.7%

Officials: Chuck Jones, Terry Moore, Rob Rorke
Technical Fouls: Western Michigan-None. South Carolina-None.
Attendance: 1136
Unbracketed game of the Puerto Rico Tip-Off at Myrtle Beach

Score by periods

	1st	2nd	Total
Western Michigan	29	31	60
South Carolina	38	40	78

In Off 2nd Fast
Points Paint T/O Chance Break Bench
WMIU 32 16 13 11 24
SC 22 15 13 6 19

Last FG - WMIU 2nd-04:31, SC 2nd-02:29.
Largest lead - WMIU by 3 1st:17:20, SC by 18 2nd-04:52.
WMIU led for 01:03. SC led for 36:53. Game was tied for 02:04.

GAME 3

Illinois State 69 • 1-1

Official Basketball Box Score - Game Totals - Final Statistics
Illinois State vs South Carolina
11/16/17 11:30 AM ET at HTC Center (Conway, SC)

#	Player	Total		3-Ptr		Rebounds		FF		TP	A	T	Bk	Stl	Min	
		FG	FGA	FG	FGA	FT	FTA	Off	Def							Total
32	Brunings, Taylor	1	3	1	3	2	2	0	0	0	5	0	0	0	19	
03	Evans, Keyshawn	3	10	3	6	8	11	0	4	4	1	17	3	3	0	22
05	Hein, Matt	1	2	0	1	0	0	1	1	0	2	0	0	0	23	
23	Tinsley, William	2	9	0	4	1	2	0	6	6	4	5	1	0	19	
25	Williams, Madison	3	8	1												

62 GAME 16 (10-6, 1-3 SEC) Tuscaloosa, Ala. Coleman Coliseum Jan. 9, 2017 Myers leads Gamecocks with 15 points

TUSCALOOSA, Ala. (AP) - John Petty scored 12 of his 15 points in the first half and Alabama beat South Carolina 76-62 on Tuesday night.

It was Petty, a usual starter for the Crimson Tide, who provided an immediate spark. The freshman knocked down back-to-back 3-point shots a minute after checking into the game around the 13-minute mark of the first half as Alabama (10-6, 2-2 Southeastern Conference) built a 40-33 halftime advantage.

Donta Hall scored 13 points and Daniel Giddens added 11 for Alabama. Avery Johnson Jr. scored 10 points, knocking down two 3-point baskets. Dazon Ingram, who missed the Crimson Tide's last game due to illness, finished with four points, three rebounds and two assists.

Collin Sexton, the SEC's leading scorer averaging 20.5 points per game, picked up his second foul with 14 minutes remaining in the first half, and finished with a season-low five points.

Wesley Myers scored 15 points to lead South Carolina (10-6, 1-3), which was held to 36 percent shooting from the field, and scored just three second-chance points. Maik Kotsar added 10 points.

GAME 16



Official Basketball Box Score - Game Totals - Final Statistics South Carolina vs Alabama 1/9/18 8 p.m. CT at Tuscaloosa, Ala. (Coleman Coliseum)

South Carolina 62 • 10-6, 1-3

Box score table for South Carolina vs Alabama, 1/9/18. Includes player stats for MINAYA, KOTSAR, SILVA, MYERS, HINSON, BEATTY, GRAYTT, BOOKER, GUJYE, HAASE, FAMAOUKE, CUDD, and Team.

Summary statistics for South Carolina vs Alabama, 1/9/18. FG % 1st Half: 42.9%, 2nd Half: 28.0%, Game: 35.3%.

Alabama 76 • 10-6, 2-2

Box score table for Alabama vs South Carolina, 1/9/18. Includes player stats for Hall, Donta, Braxton, Giddens, Sexton, Jones, Reese, Johnson Jr, Ingram, Dazon, Petty, Smith, Galin, and Team.

Summary statistics for Alabama vs South Carolina, 1/9/18. FG % 1st Half: 63.6%, 2nd Half: 55.2%, Game: 58.8%.

Officials: Tony Greene, Don Daily, Tony Henderson Technical fouls: South Carolina-None, Alabama-None. Attendance: 10909

Score by periods table for Alabama vs South Carolina, 1/9/18.

Last FG - SC 2nd-01:46, UA 2nd-00:41. Largest lead - SC by 2 1st-19:29, UA by 23 2nd-06:46. SC led for 00:40, UA led for 37:59. Game was tied for 01:21.

64 GAME 17 (11-6, 2-3 SEC) Athens, Ga. Stegeman Coliseum Jan. 13, 2017 First SEC road win in 2018

ATHENS, Ga. - Frank Booker scored 17 points while making two late 3-pointers and South Carolina withstood Georgia's strong second-half start to beat the Bulldogs 64-57 on Saturday.

South Carolina (11-6, 2-3 Southeastern Conference) won despite shooting a season-low 27.1 percent from the field. Chris Silva scored 14 points and Hassani Gravett had 11 as the Gamecocks took their first SEC road win.

There were three ties but Georgia (11-5, 2-3) never led while suffering its first home loss of the season after eight wins. It was the Bulldogs' second straight loss.

Yante Maten led the Bulldogs with 25 points but had too little scoring help, especially from Georgia's other frontline starters, Derek Ogbuide and freshman Rayshaun Hammons, who combined for only three points.

A short jumper by Maten provided the last tie at 49-49 before Booker answered with a quick 3-pointer. Booker sank another 3 with 1:22 remaining.

Powered by two early 3-pointers from Evan Hinson, South Carolina took a 9-2 lead.

Georgia pulled even with a 10-2 run to open the second half. Juwan Parker, who had 11 points, was fouled while making a baseline jumper. Parker made the free throw to tie the game at 39-all. It was the first point of the game where the score was even since 2-2.

The Gamecocks regrouped to prevent Georgia from taking the lead. A 3-pointer by Gravett and a basket by Justin Manaya gave South Carolina a 49-43 advantage.

About midway through the second half, Maten crashed into Georgia coach Mark Fox while chasing a loose ball. Fox was knocked back on the sideline, leaving his legs sticking straight up in the air, but he was not hurt and slapped Maten on the back while sending the senior back onto the court.

GAME 17



Official Basketball Box Score - Game Totals - Final Statistics S. Carolina vs Georgia 01/13/18 1:00 PM ET at Stegeman Coliseum - Athens, Ga.

S. Carolina 64 • 11-6, 2-3

Box score table for S. Carolina vs Georgia, 01/13/18. Includes player stats for MINAYA, KOTSAR, SILVA, MYERS, HINSON, BEATTY, GRAYTT, BOOKER, HAASE, CUDD, and Team.

Summary statistics for S. Carolina vs Georgia, 01/13/18. FG % 1st Half: 30.3%, 2nd Half: 23.1%, Game: 27.1%.

Georgia 57 • 11-5, 2-3

Box score table for Georgia vs S. Carolina, 01/13/18. Includes player stats for MATEN, Yante, WILRIDGE, HAMMONDS, OGBUIDE, JACKSON, HARRIS, PARKER, CRUMP, HIGHTOWER, EDWARDS, CLAXTON, and Team.

Summary statistics for Georgia vs S. Carolina, 01/13/18. FG % 1st Half: 43.5%, 2nd Half: 25.0%, Game: 35.3%.

Officials: Anthony Jordan, James Breeding, Todd Austin Technical fouls: South Carolina-None, Georgia-None. Attendance: 9788

Score by periods table for Georgia vs S. Carolina, 01/13/18.

Last FG - SC 2nd-01:22, UA 2nd-00:21. Largest lead - SC by 2 1st-01:22, UA None. SC led for 38:24, UA led for 00:00. Game was tied for 01:36.

76 GAME 18 (12-6, 2-2 SEC) Columbia, S.C. Colonial Life Arena Jan. 16, 2018 Gamecocks upset ranked Wildcats

COLUMBIA, S.C. (AP) - Kentucky coach John Calipari thought his freshmen looked like freshmen for the first time all season. South Carolina's Chris Silva continued to look like a major force in the Southeastern Conference who led the Gamecocks' dramatic second-half comeback against the Wildcats.

Silva tied his career high he set earlier this month with 27 points as South Carolina (12-6, 3-3 SEC) rallied from 14 points down in the second half to top No. 18 Kentucky 76-68 on Tuesday night.

Silva "was the difference," Calipari said. "He manhandled everyone we put on him."

It didn't look like it would have an impact midway through the second half when Kevin Knox's short jumper with 12:28 to go put the Wildcats ahead 54-40. But that's when South Carolina, fueled by the powerful, 6-foot-9 Silva, got going and outsourced Kentucky (14-4, 4-2) 36-14 the rest of the way to pull off the upset.

Silva had 12 points in that stretch to lift the Gamecocks. As well as Silva played, Kentucky's vaunted group of freshmen began trying to make the splashy, dramatic play instead of the smart one, Calipari said. As South Carolina gradually cut into the margin, the Wildcats shrunk from the challenge.

"All of a sudden, you've got a bunch of young guys that don't know how to grind it," Calipari said.

That was evident when Wesley Myers' driving layup tied the game at 65-all and he followed that with a second straight layup for the Gamecocks' first lead of the second half, this one ruled good when Kentucky's Nick Richards was called for goaltending.

Maik Kotsar made four straight foul shots to give South Carolina a 71-67 lead and Kentucky could not respond.

"We weren't listening to nothing the coaches were saying," Knox acknowledged.

The Gamecocks broke a four-game losing streak to Kentucky, which managed just three points over the final 6 minutes.

South Carolina coach Frank Martin talked with Silva at halftime, urging him to go straight up and over Kentucky's defenders instead of putting up shots away from the basket. "He told me to go strong and finish," Silva said.

All the Gamecocks seemed to follow Silva's lead.

"Our guys took ownership," Martin said as the Gamecocks won for third time in four games after opening SEC play 0-2.

Frank Booker added 18 points for South Carolina. Knox led Kentucky with 21 points. No other Wildcat had more than 10 points.

GAME 18



Official Basketball Box Score - Game Totals - Final Statistics No. 18/16 Kentucky vs South Carolina 1/16/18 9 p.m. ET at Columbia, S.C. (Colonial Life Arena)

No. 18/16 Kentucky 68 • 14-4, 4-2 SEC

Box score table for No. 18/16 Kentucky vs South Carolina, 1/16/18. Includes player stats for RICHARDS, KNOX, WASHINGTON, DIABLO, GILGUS-ALEXANDER, KILLEVA-JONES, VANDERBILT, CALIPARI, GABRIEL, WENYEN, and Team.

Summary statistics for No. 18/16 Kentucky vs South Carolina, 1/16/18. FG % 1st Half: 43.5%, 2nd Half: 46.2%, Game: 44.9%.

South Carolina 76 • 12-6, 3-3 SEC

Box score table for South Carolina vs No. 18/16 Kentucky, 1/16/18. Includes player stats for MINAYA, KOTSAR, SILVA, MYERS, HINSON, BEATTY, GRAYTT, BOOKER, GUJYE, HAASE, FAMAOUKE, CUDD, and Team.

Summary statistics for South Carolina vs No. 18/16 Kentucky, 1/16/18. FG % 1st Half: 33.3%, 2nd Half: 41.9%, Game: 37.7%.

Officials: Joe Lindsay, Keith Kimble, Jamie Luckie Technical fouls: No. 18/16 Kentucky-None, South Carolina-None. Attendance: 16210

Score by periods table for South Carolina vs No. 18/16 Kentucky, 1/16/18.

Last FG - UK 2nd-06:12, SC 2nd-03:25. Largest lead - UK by 14 2nd-13:25, SC by 9 1st-11:51. UK led for 19:34, SC led for 16:14. Game was tied for 04:12.



#1 KORY HOLDEN

R-JUNIOR | GUARD | 6'1" | 197 | 2 LETTERS

SALISBURY, MD./DELAWARE

SEASON NOTABLES

- > Transfer guard from Delaware who posted 892 career points in two seasons with the Blue Hens
- > Dished two assists in exhibition vs. Erskine (Oct. 30), but didn't play in the Hoops 4 Hurricane Relief exhibition vs. Virginia Tech due to a sore knee
- > Saw first action as a Gamecock at Wofford (Nov. 10), scoring two points with two rebounds and two assists
- > Came off the bench to score six points in win vs. Western Michigan (Nov. 13)
- > Scored in double-digits for the first time as a Gamecock finishing with 11 points in just 16 minutes off the bench in victory over UTEP (Nov. 17), went 4-for-5 from the field and had two assists
- > Tallied eight points in 15 minutes off the bench in loss at Clemson (Dec. 19), left the game early due to injury
- > Out indefinitely due to a left hamstring strain suffered in the Clemson contest

HOLDEN'S CAREER HIGHS

Points

Career 35, vs. Boston College (Dec. 19, 2015)

Season 11, vs. UTEP (Nov. 17, 2017)

Field Goals

Career 12, vs. Boston College (Dec. 19, 2015)

Season 4, 2x, last at Clemson (Dec. 19, 2017)

Field Goal Attempts

Career 26, vs. Boston College (Dec. 19, 2015)

Season 6, vs. Western Michigan (Nov. 13, 2017)

3-Point Field Goals

Career 6, 3x, last vs. William & Mary (Jan. 28, 2016)

Season 1, vs. UTEP (Nov. 17, 2017)

3-Point Field Goal Attempts

Career 13, vs. Boston College (Dec. 19, 2015)

Season 2, vs. UTEP (Nov. 17, 2017)

Free Throws

Career 15, twice, last at Towson (Jan. 30, 2016)

Season 2, vs. UTEP (Nov. 17, 2017)

Free Throw Attempts

Career 16, at UNCW (Jan. 8, 2015)

Season 4, vs. UTEP (Nov. 17, 2017)

Rebounds

Career 7, 4x, last vs. Col of Charl. (March 4, 2016)

Season 4, vs. Wyoming (Dec. 6, 2017)

Assists

Career 9, vs. William & Mary (Jan. 22, 2015)

Season 3, 2x, last vs. Coastal Carolina (Dec. 9, 2017)

Blocks

Career 1, 7x, last at Clemson (Dec. 19, 2017)

Season 1, at Clemson (Dec. 19, 2017)

Steals

Career 3, at Robert Morris (Dec. 22, 2014)

Season 1, at Clemson (Dec. 19, 2017)

Minutes

Career 45, at Towson (Jan. 30, 2016)

Season 16, 2x, last vs. Wyoming (Dec. 6, 2017)

SUPERLATIVES

	' 17-18	Career
Double-figure scoring	1	44
3+ assists	2	50
5+ assists	-	29

* led or shared team lead

2017-18 GAME-BY-GAME STATS

Opponent	Date	GS	Min	FG-FGA	Pct	3FG-FGA	Pct	FT-FTA	Pct	Off	Def	Tot	Avg	PF	FO	A	TO	Blk	Stl	Pts	Avg
at Wofford	11/10	-	8	1-2	.500	0-1	.000	0-0	.000	1	1	2	2.0	3	0	2	0	0	0	2	2.0
Western Michigan	11/13	-	12	3-6	.500	0-1	.000	0-0	.000	0	3	3	2.5	0	0	1	2	0	0	6	4.0
vs. Illinois State	11/16	-	7	0-2	.000	0-0	.000	0-0	.000	0	0	0	1.3	3	0	1	2	0	0	0	2.7
vs. UTEP	11/17	-	16	4-5	.800	1-2	.500	2-4	.500	0	0	0	1.3	1	0	2	1	0	0	11	4.8
vs. Western Michigan	11/19	-	9	1-3	.333	1-1	1.000	3-4	.750	1	0	1	1.2	3	6	1	0	0	0	6	5.0
at FIU	11/27	-	12	0-3	.000	0-2	.000	0-1	.000	0	0	0	1.0	1	0	2	2	0	0	0	4.2
vs. Temple	11/30	-	4	0-2	.000	0-0	.000	0-0	.000	0	0	0	0.9	1	0	0	0	0	0	0	3.6
UMass	12/2	-	8	0-1	.000	0-1	.000	0-0	.000	0	0	0	0.8	0	0	3	4	0	0	0	3.1
Wyoming	12/6	-	16	0-3	.000	0-2	.000	1-2	.500	0	4	4	1.1	0	0	2	2	0	0	1	2.9
Coastal Carolina	12/9	-	13	1-5	.200	0-1	.000	0-0	.000	1	0	1	1.1	1	0	3	1	0	0	2	2.8
at Clemson	12/19	-	15	4-5	.800	0-0	.000	0-0	.000	0	1	1	1.1	0	0	1	3	1	1	8	3.3
Limestone	12/27	-	-	-	-	-	-	-	-	-	-	-	1.1	-	-	-	-	-	-	-	3.3
at Ole Miss	12/31	-	-	-	-	-	-	-	-	-	-	-	1.1	-	-	-	-	-	-	-	3.3
Missouri	1/3	-	-	-	-	-	-	-	-	-	-	-	1.1	-	-	-	-	-	-	-	3.3
Vanderbilt	1/6	-	-	-	-	-	-	-	-	-	-	-	1.1	-	-	-	-	-	-	-	3.3
at Alabama	1/9	-	-	-	-	-	-	-	-	-	-	-	1.1	-	-	-	-	-	-	-	3.3
at Georgia	1/13	-	-	-	-	-	-	-	-	-	-	-	1.1	-	-	-	-	-	-	-	3.3
Kentucky	1/16	-	-	-	-	-	-	-	-	-	-	-	1.1	-	-	-	-	-	-	-	3.3
Tennessee	1/20	-	-	-	-	-	-	-	-	-	-	-	1.1	-	-	-	-	-	-	-	3.3
at Florida	1/24	-	-	-	-	-	-	-	-	-	-	-	1.1	-	-	-	-	-	-	-	3.3
Texas Tech	1/27	-	-	-	-	-	-	-	-	-	-	-	1.1	-	-	-	-	-	-	-	3.3
Miss. State	1/31	-	-	-	-	-	-	-	-	-	-	-	-	-	-	-	-	-	-	-	-
at Texas A&M	2/3	-	-	-	-	-	-	-	-	-	-	-	-	-	-	-	-	-	-	-	-
at Arkansas	2/6	-	-	-	-	-	-	-	-	-	-	-	-	-	-	-	-	-	-	-	-
Florida	2/10	-	-	-	-	-	-	-	-	-	-	-	-	-	-	-	-	-	-	-	-
at Tennessee	2/13	-	-	-	-	-	-	-	-	-	-	-	-	-	-	-	-	-	-	-	-
Auburn	2/17	-	-	-	-	-	-	-	-	-	-	-	-	-	-	-	-	-	-	-	-
Georgia	2/21	-	-	-	-	-	-	-	-	-	-	-	-	-	-	-	-	-	-	-	-
at Miss. State	2/24	-	-	-	-	-	-	-	-	-	-	-	-	-	-	-	-	-	-	-	-
LSU	2/28	-	-	-	-	-	-	-	-	-	-	-	-	-	-	-	-	-	-	-	-
at Auburn	3/3	-	-	-	-	-	-	-	-	-	-	-	-	-	-	-	-	-	-	-	-
vs. SEC Tourn.	3/7-11	-	-	-	-	-	-	-	-	-	-	-	-	-	-	-	-	-	-	-	-
vs. NCAA Tourn.	3/15-4/2	-	-	-	-	-	-	-	-	-	-	-	-	-	-	-	-	-	-	-	-

CAREER STATISTICS

Season	GP-GS	Min	Avg	FG	FGA	Pct	3FG	3FGA	Pct	FT	FTA	Pct	Off	Def	Tot	Avg	PF	FO	Ast	TO	Blk	Stl	Pts	Avg
2014-15%	29-28	990	34.1	117	296	.395	24	64	.375	102	135	.756	16	74	90	3.1	58	2	144	95	4	16	360	12.4
2015-16%	30-27	1088	36.3	181	459	.394	69	178	.388	101	127	.795	16	75	91	3.0	62	0	126	88	2	12	532	17.7
2017-18	11-0	120	10.9	14	37	.378	2	11	.182	6	11	.545	3	9	12	1.1	13	0	18	17	1	1	36	3.3
Totals	70-55	2213	31.6	312	792	.394	95	253	.375	209	273	.766	35	158	193	2.8	133	2	288	200	7	29	928	13.3

% - at Delaware

(SEC ONLY)

Season	GP-GS	Min	Avg	FG	FGA	Pct	3FG	3FGA	Pct	FT	FTA	Pct	Off	Def	Tot	Avg	PF	FO	Ast	TO	Blk	Stl	Pts	Avg
2018	-	-	-	-	-	-	-	-	-	-	-	-	-	-	-	-	-	-	-	-	-	-	-	-



#13 TOMMY CORCHIANI

SOPHOMORE | GUARD | 6'3" | 180 | 1 LETTER

RALEIGH, N.C./RAVENS CROFT

SEASON NOTABLES

- > Saw action in five contests during rookie season
- > Saw action in opener at Wofford (Nov. 10)
- > Collected a pair of rebounds in two minutes vs. Limestone (Dec. 27)

CORCHIANI'S CAREER HIGHS

Points

Career -

Season -

Field Goals

Career -

Season -

Field Goal Attempts

Career -

Season -

3-Point Field Goals

Career -

Season -

3-Point Field Goal Attempts

Career -

Season -

Free Throws

Career -

Season -

Free Throw Attempts

Career -

Season -

Rebounds

Career 2, vs. Limestone (Dec. 27, 2017)

Season 2, vs. Limestone (Dec. 27, 2017)

Assists

Career -

Season -

Blocks

Career -

Season -

Steals

Career -

Season -

Minutes

Career 4, vs. Auburn (Jan. 24, 2017)

Season 2, vs. Limestone (Dec. 27, 2017)

2017-18 GAME-BY-GAME STATS

Opponent	Date	GS	Min	FG-FGA	Pct	3FG-3FGA	Pct	FT-FTA	Pct	Off	Def	Tot	Avg	PF	FO	Ast	TO	Blk	Stl	Pts	Avg
at Wofford	11/10	-	1	0-0	.000	0-0	.000	0-0	.000	0	0	0	0.0	0	0	0	0	0	0	0	0.0
Western Michigan	11/13	-	-	-	-	-	-	-	-	DNP	Coaches Decision	-	0.0	-	-	-	-	-	-	-	0.0
vs. Illinois State	11/16	-	-	-	-	-	-	-	-	DNP	Coaches Decision	-	0.0	-	-	-	-	-	-	-	0.0
vs. UTEP	11/17	-	-	-	-	-	-	-	-	DNP	Coaches Decision	-	0.0	-	-	-	-	-	-	-	0.0
vs. Western Michigan	11/19	-	-	-	-	-	-	-	-	DNP	Coaches Decision	-	0.0	-	-	-	-	-	-	-	0.0
at FIU	11/27	-	-	-	-	-	-	-	-	DNP	Coaches Decision	-	0.0	-	-	-	-	-	-	-	0.0
vs. Temple	11/30	-	-	-	-	-	-	-	-	DNP	Coaches Decision	-	0.0	-	-	-	-	-	-	-	0.0
UMass	12/2	-	-	-	-	-	-	-	-	DNP	Coaches Decision	-	0.0	-	-	-	-	-	-	-	0.0
Wyoming	12/6	-	-	-	-	-	-	-	-	DNP	Coaches Decision	-	0.0	-	-	-	-	-	-	-	0.0
Coastal Carolina	12/9	-	-	-	-	-	-	-	-	DNP	Coaches Decision	-	0.0	-	-	-	-	-	-	-	0.0
at Clemson	12/19	-	-	-	-	-	-	-	-	DNP	Coaches Decision	-	0.0	-	-	-	-	-	-	-	0.0
Limestone	12/27	-	2	0-0	.000	0-0	.000	0-0	.000	0	2	2	1.0	0	0	0	0	0	0	0	0.0
at Ole Miss	12/31	-	-	-	-	-	-	-	-	DNP	Coaches Decision	-	1.0	-	-	-	-	-	-	-	0.0
Missouri	1/3	-	-	-	-	-	-	-	-	DNP	Knee Injury	-	1.0	-	-	-	-	-	-	-	0.0
Vanderbilt	1/6	-	-	-	-	-	-	-	-	DNP	Knee Injury	-	1.0	-	-	-	-	-	-	-	0.0
at Alabama	1/9	-	-	-	-	-	-	-	-	DNP	Knee Injury	-	1.0	-	-	-	-	-	-	-	0.0
at Georgia	1/13	-	-	-	-	-	-	-	-	DNP	Knee Injury	-	1.0	-	-	-	-	-	-	-	0.0
Kentucky	1/16	-	-	-	-	-	-	-	-	DNP	Knee Injury	-	1.0	-	-	-	-	-	-	-	0.0
Tennessee	1/20	-	-	-	-	-	-	-	-	DNP	Knee Injury	-	1.0	-	-	-	-	-	-	-	0.0
at Florida	1/24	-	-	-	-	-	-	-	-	DNP	Knee Injury	-	1.0	-	-	-	-	-	-	-	0.0
Texas Tech	1/27	-	-	-	-	-	-	-	-	DNP	Coaches Decision	-	1.0	-	-	-	-	-	-	-	0.0
Miss. State	1/31	-	-	-	-	-	-	-	-	-	-	-	-	-	-	-	-	-	-	-	-
at Texas A&M	2/3	-	-	-	-	-	-	-	-	-	-	-	-	-	-	-	-	-	-	-	-
at Arkansas	2/6	-	-	-	-	-	-	-	-	-	-	-	-	-	-	-	-	-	-	-	-
Florida	2/10	-	-	-	-	-	-	-	-	-	-	-	-	-	-	-	-	-	-	-	-
at Tennessee	2/13	-	-	-	-	-	-	-	-	-	-	-	-	-	-	-	-	-	-	-	-
Auburn	2/17	-	-	-	-	-	-	-	-	-	-	-	-	-	-	-	-	-	-	-	-
Georgia	2/21	-	-	-	-	-	-	-	-	-	-	-	-	-	-	-	-	-	-	-	-
at Miss. State	2/24	-	-	-	-	-	-	-	-	-	-	-	-	-	-	-	-	-	-	-	-
LSU	2/28	-	-	-	-	-	-	-	-	-	-	-	-	-	-	-	-	-	-	-	-
at Auburn	3/3	-	-	-	-	-	-	-	-	-	-	-	-	-	-	-	-	-	-	-	-
vs. SEC Tourn.	3/7-11	-	-	-	-	-	-	-	-	-	-	-	-	-	-	-	-	-	-	-	-
vs. NCAA Tourn.	3/15-4/2	-	-	-	-	-	-	-	-	-	-	-	-	-	-	-	-	-	-	-	-

CAREER STATISTICS

Season	GP-GS	Min	Avg	FG	FGA	Pct	3FG	3FGA	Pct	FT	FTA	Pct	Off	Def	Tot	Avg	PF	FO	Ast	TO	Blk	Stl	Pts	Avg
2016-17	5-0	11	2.2	0	0	.000	0	0	.000	0	0	.000	0	1	1	0.2	4	0	0	1	0	0	0	0.0
2017-18	2-0	3	1.5	0	0	.000	0	0	.000	0	0	.000	0	2	2	1.0	0	0	0	0	0	0	0	0.0
Totals	7-0	14	2.0	0	0	.000	0	0	.000	0	0	.000	0	3	3	0.4	4	0	0	1	0	0	0	0.0

(SEC ONLY)

Season	GP-GS	Min	Avg	FG	FGA	Pct	3FG	3FGA	Pct	FT	FTA	Pct	Off	Def	Tot	Avg	PF	FO	Ast	TO	Blk	Stl	Pts	Avg
2017	2-0	6	3.0	0	0	.000	0	0	.000	0	0	.000	0	0	0	0.0	1	0	0	0	0	0	0	0.0



#23 EVAN HINSON

SOPHOMORE | GUARD | 6'4" | 240 | 1 LETTER

DELTONA, FLA./DELTONA

SEASON NOTABLES

- > Also a member of the Gamecock football team, and will join the basketball squad following the end of the football season
- > Saw action in eight contests last season, scoring a season best four points in SEC Tournament action vs. Alabama
- > Dressed for the first time in the 2017-18 season vs. UMASS (Dec. 2) but did not log any minutes
- > Saw first action of the season in win vs. Wyoming (Dec. 6), played two minutes off the bench but did not score
- > Played five minutes off the bench and scored three points in win vs. Coastal Carolina (Dec. 9)
- > Logged 14 minutes of action in loss vs. Mizzou (Jan. 3), scored two points, had four rebounds, an assist, a block and a steal
- > Made first career start in win vs. Vanderbilt (Jan. 6), scored six points in 13 minutes of action
- > Started second straight game in loss at Alabama (Jan. 9), played 16 minutes and had five points
- > Was in the starting lineup for the third straight contest in win at Georgia (Jan. 13), dropped a career-high eight points thanks to a pair of 3-pointers in the first half, also logged career high with 19 minutes
- > Tied career high with eight points in road win at No. 20 Florida (Jan. 24), made a pair of 3s in the first half, also had two rebounds, an assist, block and steal in 17 minutes of action

HINSON'S CAREER HIGHS

Points

Career 8, 2x, last at Florida (Jan. 24, 2018)

Season 8, 2x, last at Florida (Jan. 24, 2018)

Field Goals

Career 3, 2x, last at Florida (Jan. 24, 2018)

Season 3, 2x, last at Florida (Jan. 24, 2018)

Field Goal Attempts

Career 7, at Georgia (Jan. 13, 2018)

Season 7, at Georgia (Jan. 13, 2018)

3-Point Field Goals

Career 2, 2x, last at Florida (Jan. 24, 2018)

Season 2, 2x, last at Florida (Jan. 24, 2018)

3-Point Field Goal Attempts

Career 4, at Florida (Jan. 24, 2018)

Season 4, at Florida (Jan. 24, 2018)

Free Throws

Career 3, vs. Texas Tech (Jan. 27, 2018)

Season 3, vs. Texas Tech (Jan. 27, 2018)

Free Throw Attempts

Career 4, 2x, vs. Texas Tech (Jan. 27, 2018)

Season 4, 2x, vs. Texas Tech (Jan. 27, 2018)

Rebounds

Career 4, vs. Mizzou (Jan. 3, 2018)

Season 4, vs. Mizzou (Jan. 3, 2018)

Assists

Career 1, 2x, last vs. Mizzou (Jan. 3, 2018)

Season 1, vs. Mizzou (Jan. 3, 2018)

Blocks

Career 1, 3x, last at Florida (Jan. 24, 2018)

Season 1, 3x, last at Florida (Jan. 24, 2018)

Steals

Career 1, 5x, last at Florida (Jan. 24, 2018)

Season 1, 3x, last at Florida (Jan. 24, 2018)

Minutes

Career 19, at Georgia (Jan. 13, 2018)

Season 19, at Georgia (Jan. 13, 2018)

2017-18 GAME-BY-GAME STATS

Opponent	Date	GS	Min	FG-FGA	Pct	3FG-3FGA	Pct	FT-FTA	Pct	Off	Def	Tot	Avg	PF	FO	Ast	TO	Blk	Stl	Pts	Avg	
at Wofford	11/10	-	-	-	-	-	-	-	-	-	-	-	-	-	-	-	-	-	-	-	-	-
Western Michigan	11/13	-	-	-	-	-	-	-	-	-	-	-	-	-	-	-	-	-	-	-	-	-
vs. Illinois State	11/16	-	-	-	-	-	-	-	-	-	-	-	-	-	-	-	-	-	-	-	-	-
vs. UTEP	11/17	-	-	-	-	-	-	-	-	-	-	-	-	-	-	-	-	-	-	-	-	-
vs. Western Michigan	11/19	-	-	-	-	-	-	-	-	-	-	-	-	-	-	-	-	-	-	-	-	-
at FIU	11/27	-	-	-	-	-	-	-	-	-	-	-	-	-	-	-	-	-	-	-	-	-
vs. Temple	11/30	-	-	-	-	-	-	-	-	-	-	-	-	-	-	-	-	-	-	-	-	-
UMass	12/2	-	-	-	-	-	-	-	-	-	-	-	-	-	-	-	-	-	-	-	-	-
Wyoming	12/6	-	2	0-0	.000	0-0	.000	0-0	.000	0	0	0	0.0	-	-	-	-	-	-	-	-	0.0
Coastal Carolina	12/9	-	5	1-2	.500	0-0	.000	1-2	.500	0	0	0	0.0	1	0	0	1	0	0	3	1.5	
at Clemson	12/19	-	2	0-0	.000	0-0	.000	0-0	.000	0	0	0	0.0	2	0	0	0	0	0	0	1.0	
Limestone	12/27	-	-	-	-	-	-	-	-	-	-	-	-	-	-	-	-	-	-	-	-	-
at Ole Miss	12/31	-	-	-	-	-	-	-	-	-	-	-	-	-	-	-	-	-	-	-	-	-
Missouri	1/3	-	14	0-1	.000	0-0	.000	2-2	1.000	0	4	4	1.0	2	0	1	1	1	1	2	1.3	
Vanderbilt	1/6	*	13	2-4	.500	0-2	.000	2-2	1.000	0	2	2	1.2	2	0	0	0	0	0	6	2.2	
at Alabama	1/9	*	16	2-3	.667	0-0	.000	1-1	1.000	0	2	2	1.3	1	0	1	1	1	0	5	2.7	
at Georgia	1/13	*	19	2-7	.286	2-3	.667	2-4	.500	0	2	2	1.4	1	0	0	1	0	1	8	3.4	
Kentucky	1/16	*	9	1-2	.500	1-2	.500	0-0	.000	0	1	1	1.4	2	0	0	1	0	0	3	3.4	
Tennessee	1/20	*	7	0-0	.000	0-0	.000	0-0	.000	0	2	2	1.4	2	0	0	2	0	0	0	3.0	
at Florida	1/24	*	17	3-6	.500	2-4	.500	0-0	.000	0	2	2	1.5	2	0	1	1	1	1	8	3.5	
Texas Tech	1/27	*	9	0-1	.000	0-1	.000	3-4	.750	0	0	0	1.4	1	0	0	1	0	0	3	3.5	
Miss. State	1/31																					
at Texas A&M	2/3																					
at Arkansas	2/6																					
Florida	2/10																					
at Tennessee	2/13																					
Auburn	2/17																					
Georgia	2/21																					
at Miss. State	2/24																					
LSU	2/28																					
at Auburn	3/3																					
vs. SEC Tourn.	3/7-11																					
vs. NCAA Tourn.	3/15-4/2																					

CAREER STATISTICS

Season	GP-GS	Min	Avg	FG	FGA	Pct	3FG	3FGA	Pct	FT	FIA	Pct	Off	Def	Tot	Avg	PF	FO	Ast	TO	Blk	Stl	Pts	Avg
2016-17	8-0	21	2.6	3	8	.375	1	5	.200	2	2	1.000	2	3	5	0.6	3	0	1	0	0	2	9	1.1
2017-18	11-7	113	10.3	11	26	.423	5	12	.417	11	15	.733	0	15	15	1.4	17	0	3	9	3	3	38	3.5
Totals	19-7	134	7.1	14	34	.412	6	17	.353	13	17	.765	2	18	20	1.1	20	0	4	9	3	5	47	2.5

(SEC ONLY)

Season	GP-GS	Min	Avg	FG	FGA	Pct	3FG	3FGA	Pct	FT	FIA	Pct	Off	Def	Tot	Avg	PF	FO	Ast	TO	Blk	Stl	Pts	Avg
2017	5-0	13	2.6	1	4	.250	1	3	.333	2	2	1.000	0	3	3	0.6	3	0	1	0	0	2	5	1.0
2017-18	7-6	95	13.6	10	23	.435	5	11	.455	7	9	.778	0	15	15	2.1	12	0	3	7	3	3	32	4.6
Totals	12-6	108	9.0	11	27	.407	6	14	.429	9	11	.818	0	18	18	1.5	15	0	4	7	3	5	37	3.1



#25 CHRISTIAN SCHMITT

SOPHOMORE | GUARD | 6'0" | 180 | 1 LETTER

MARS, PA. | MARS AREA HIGH SCHOOL

SEASON NOTABLES

- > Saw action in five games during rookie season
- > Logged one minute of playing time in team's home opener victory over Western Michigan (Nov. 13)
- > Played three minutes in the team's victory over UTEP (Nov. 17)
- > Saw action vs. Limestone (Dec. 27)

SCHMITT'S CAREER HIGHS

Points

Career -

Season -

Field Goals

Career -

Season -

Field Goal Attempts

Career 1, 3x, last vs. Limestone (Dec. 27, 2017)

Season 1, 2x, last vs. Limestone (Dec. 27, 2017)

3-Point Field Goals

Career -

Season -

3-Point Field Goal Attempts

Career 1, 2x, last vs. UTEP (Nov. 17, 2017)

Season 1, vs. UTEP (Nov. 17, 2017)

Free Throws

Career -

Season -

Free Throw Attempts

Career -

Season -

Rebounds

Career -

Season -

Assists

Career -

Season -

Blocks

Career -

Season -

Steals

Career -

Season -

Minutes

Career 3, 2x, last vs. UTEP (Nov. 17, 2017)

Season 2, vs. Limestone (Dec. 27, 2017)

2017-18 GAME-BY-GAME STATS

Opponent	Date	GS	Min	FG-FGA	Pct	3FG-FGA	Pct	FT-FTA	Pct	Off	Def	Tot	Avg	PF	FO	A	TO	Blk	Stl	Pts	Avg	
at Wofford	11/10	-	-	-	-	-	-	-DNP - Coaches Decision-	-	-	-	-	-	-	-	-	-	-	-	-	-	-
Western Michigan	11/13	-	1	0-0	.000	0-0	.000	0-0	.000	0	0	0	0.0	0	0	0	0	0	0	0	0	0.0
vs. Illinois State	11/16	-	-	-	-	-	-	-DNP Coaches Decision-	-	-	-	-	-	-	-	-	-	-	-	-	-	-
vs. UTEP	11/17	-	3	0-1	.000	0-1	.000	0-0	.000	0	0	0	0.0	0	0	0	0	0	0	0	0	0.0
vs. Western Michigan	11/19	-	-	-	-	-	-	-DNP Coaches Decision-	-	-	-	-	-	-	-	-	-	-	-	-	-	-
at FIU	11/27	-	-	-	-	-	-	-DNP Coaches Decision-	-	-	-	-	-	-	-	-	-	-	-	-	-	-
vs. Temple	11/30	-	-	-	-	-	-	-DNP Coaches Decision-	-	-	-	-	-	-	-	-	-	-	-	-	-	-
UMass	12/2	-	-	-	-	-	-	-DNP Coaches Decision-	-	-	-	-	-	-	-	-	-	-	-	-	-	-
Wyoming	12/6	-	-	-	-	-	-	-DNP Coaches Decision-	-	-	-	-	-	-	-	-	-	-	-	-	-	-
Coastal Carolina	12/9	-	-	-	-	-	-	-DNP Coaches Decision-	-	-	-	-	-	-	-	-	-	-	-	-	-	-
at Clemson	12/19	-	-	-	-	-	-	-DNP Coaches Decision-	-	-	-	-	-	-	-	-	-	-	-	-	-	-
Limestone	12/27	-	2	0-1	.000	0-1	.000	0-0	.000	0	0	0	0.0	0	0	0	0	0	0	0	0	0.0
at Ole Miss	12/31	-	-	-	-	-	-	-DNP Coaches Decision-	-	-	-	-	-	-	-	-	-	-	-	-	-	-
Missouri	1/3	-	-	-	-	-	-	-DNP Coaches Decision-	-	-	-	-	-	-	-	-	-	-	-	-	-	-
Vanderbilt	1/6	-	-	-	-	-	-	-DNP Coaches Decision-	-	-	-	-	-	-	-	-	-	-	-	-	-	-
at Alabama	1/9	-	-	-	-	-	-	-DNP Coaches Decision-	-	-	-	-	-	-	-	-	-	-	-	-	-	-
at Georgia	1/13	-	-	-	-	-	-	-DNP Coaches Decision-	-	-	-	-	-	-	-	-	-	-	-	-	-	-
Kentucky	1/16	-	-	-	-	-	-	-DNP Coaches Decision-	-	-	-	-	-	-	-	-	-	-	-	-	-	-
Tennessee	1/20	-	-	-	-	-	-	-DNP Coaches Decision-	-	-	-	-	-	-	-	-	-	-	-	-	-	-
at Florida	1/24	-	-	-	-	-	-	-DNP Coaches Decision-	-	-	-	-	-	-	-	-	-	-	-	-	-	-
Texas Tech	1/27	-	-	-	-	-	-	-DNP Coaches Decision-	-	-	-	-	-	-	-	-	-	-	-	-	-	-
Miss. State	1/31	-	-	-	-	-	-	-	-	-	-	-	-	-	-	-	-	-	-	-	-	-
at Texas A&M	2/3	-	-	-	-	-	-	-	-	-	-	-	-	-	-	-	-	-	-	-	-	-
at Arkansas	2/6	-	-	-	-	-	-	-	-	-	-	-	-	-	-	-	-	-	-	-	-	-
Florida	2/10	-	-	-	-	-	-	-	-	-	-	-	-	-	-	-	-	-	-	-	-	-
at Tennessee	2/13	-	-	-	-	-	-	-	-	-	-	-	-	-	-	-	-	-	-	-	-	-
Auburn	2/17	-	-	-	-	-	-	-	-	-	-	-	-	-	-	-	-	-	-	-	-	-
Georgia	2/21	-	-	-	-	-	-	-	-	-	-	-	-	-	-	-	-	-	-	-	-	-
at Miss. State	2/24	-	-	-	-	-	-	-	-	-	-	-	-	-	-	-	-	-	-	-	-	-
LSU	2/28	-	-	-	-	-	-	-	-	-	-	-	-	-	-	-	-	-	-	-	-	-
at Auburn	3/3	-	-	-	-	-	-	-	-	-	-	-	-	-	-	-	-	-	-	-	-	-
vs. SEC Tourn.	3/7-11	-	-	-	-	-	-	-	-	-	-	-	-	-	-	-	-	-	-	-	-	-
vs. NCAA Tourn.	3/15-4/2	-	-	-	-	-	-	-	-	-	-	-	-	-	-	-	-	-	-	-	-	-

CAREER STATISTICS

Season	GP-GS	Min	Avg	FG	FGA	Pct	3FG	3FGA	Pct	FT	FIA	Pct	Off	Def	Tot	Avg	PF	FO	Ast	TO	Blk	Stl	Pts	Avg
2016-17	5-0	7	1.4	0	1	.000	0	1	.000	0	0	.000	0	0	0	0.0	1	0	0	2	0	0	0	0.0
2017-18	3-0	6	2.0	0	2	.000	0	2	.000	0	0	.000	0	0	0	0.0	0	0	0	0	0	0	0	0.0
Totals	8-0	13	1.7	0	3	.000	0	3	.000	0	0	.000	0	0	0	0.0	1	0	0	2	0	0	0	0.0

(SEC ONLY)

Season	GP-GS	Min	Avg	FG	FGA	Pct	3FG	3FGA	Pct	FT	FIA	Pct	Off	Def	Tot	Avg	PF	FO	Ast	TO	Blk	Stl	Pts	Avg
2017	1-0	1	1.0	0	0	.000	0	0	.000	0	0	.000	0	0	0	0.0	0	0	0	0	0	0	0	0.0



#0 DAVID BEATTY

FRESHMAN | GUARD | 6'2" | 205 | HS

PHILADELPHIA, PA. | IMHOTEP INSTITUTE CHARTER H.S.

SEASON NOTABLES

- > Scored eight points with three rebounds in exhibition vs. Erskine (Oct. 30)
- > Tallied six points, hitting a pair of 3s, with two assists in Gamecock debut at Wofford (Nov. 10)
- > Scored seven points, adding two assists and a steal in home opener win over Western Michigan (Nov. 13)
- > Played 15 minutes off the bench with seven points and two rebounds in loss vs. Illinois State (Nov. 16)
- > Matched season-high with two assists in 16 minutes of action vs. UTEP (Nov. 17)
- > Scored career-high 13 points in loss vs. Temple (Nov. 30, 2017) at Madsion Square Garden, played a career-high 23 minutes off the bench and went 6-for-11 from the floor
- > Season high 16 points, hitting 6-of-11 attempts from the field, including a 3, in home win over Limestone (Dec. 27); also three assists vs. the Saints
- > Played season-high 33 minutes off the bench in loss at Ole Miss (Dec. 31), had solid all-around game scoring nine points with six rebounds (career high), two assists and two steals

BEATTY'S SEASON HIGHS

Points

16, vs. Limestone (Dec. 27, 2017)

Field Goals

6, twice, last vs. Limestone (Dec. 27, 2017)

Field Goal Attempts

11, 3x, last vs. Mizzou (Jan. 3, 2018)

3-Point Field Goals

2, at Wofford (Nov. 10, 2017)

3-Point Field Goal Attempts

5, 2x, last vs. Mizzou (Jan. 3, 2018)

Free Throws

3, vs. Limestone (Dec. 27, 2017)

Free Throw Attempts

5, vs. Limestone (Dec. 27, 2017)

Rebounds

6, at Ole Miss (Dec. 31, 2017)

Assists

3, vs. Limestone (Dec. 27, 2017)

Blocks

1, 2x, last vs. Mizzou (Jan. 3, 2018)

Steals

2, 2x, last vs. Vanderbilt (Jan. 6, 2018)

Minutes

33, at Ole Miss (Dec. 31, 2017)

2017-18 GAME-BY-GAME STATS

Opponent	Date	GS	Min	FG-FGA	Pct	3FG-FGA	Pct	FT-FTA	Pct	Off	Def	Tot	Avg	PF	FO	A	TO	Blk	Stl	Pts	Avg
at Wofford	11/10	-	19	2-6	.333	2-4	.500	0-0	.000	0	0	0	0.0	2	0	2	1	0	0	6	6.0
Western Michigan	11/13	-	21	2-7	.286	1-2	.500	2-2	1.000	0	0	0	0.0	1	0	2	1	0	1	7	6.5
vs. Illinois State	11/16	-	15	2-6	.333	1-2	.500	2-2	1.000	0	2	2	0.6	5	1	0	0	0	0	7	6.7
vs. UTEP	11/17	-	16	1-5	.200	0-3	.000	0-0	.000	0	2	2	1.0	0	0	2	0	0	1	2	5.5
vs. Western Michigan	11/19	-	5	0-1	.000	0-1	.000	0-0	.000	1	0	1	1.0	2	0	1	1	0	0	0	4.0
at FIU	11/27	-	4	0-1	.000	0-1	.000	0-0	.000	0	0	0	0.8	0	0	0	0	0	0	0	3.7
vs. Temple	11/30	-	23	6-11	.545	1-5	.200	0-0	.000	0	0	0	0.7	3	0	2	1	1	1	13	5.0
UMass	12/2	-	6	0-1	.000	0-0	.000	0-0	.000	0	0	0	0.6	1	0	0	0	0	0	0	4.4
Wyoming	12/6	-	7	0-2	.000	0-1	.000	0-0	.000	0	1	1	0.7	2	0	1	1	0	0	0	3.9
Coastal Carolina	12/9	-	-	-	-	-	-	-	-	-	-	-	0.7	-	-	-	-	-	-	-	3.9
at Clemson	12/19	-	14	2-5	.400	0-2	.000	1-2	.500	0	0	0	0.6	1	0	0	0	0	1	5	4.0
Limestone	12/27	-	22	6-11	.545	1-3	.333	3-5	.600	1	1	2	0.7	4	0	3	1	0	0	16	5.1
at Ole Miss	12/31	-	33	4-10	.400	1-4	.250	0-1	.000	0	6	6	1.2	3	0	2	3	0	2	9	5.4
Missouri	1/3	-	18	2-11	.182	1-5	.200	1-2	.500	0	0	0	1.1	2	0	1	0	1	1	6	5.5
Vanderbilt	1/6	-	24	1-7	.143	1-2	.500	0-1	.000	0	0	0	1.0	0	0	1	6	0	2	3	5.3
at Alabama	1/9	-	11	0-3	.000	0-1	.000	2-2	1.000	0	1	1	1.0	1	0	0	1	0	0	2	5.1
at Georgia	1/13	-	4	0-2	.000	0-1	.000	2-2	1.000	0	1	1	1.0	1	0	0	0	0	0	2	4.9
Kentucky	1/16	-	7	0-3	.000	0-2	.000	0-0	.000	1	0	1	1.0	0	0	1	0	0	0	0	4.6
Tennessee	1/20	-	-	-	-	-	-	-	-	-	-	-	1.0	-	-	-	-	-	-	-	4.6
at Florida	1/24	-	11	0-3	.000	0-1	.000	0-0	.000	0	0	0	0.9	1	0	0	1	0	0	0	4.3
Texas Tech	1/27	-	14	0-5	.000	0-3	.000	2-2	1.000	0	0	0	0.9	1	0	1	0	0	1	2	4.2
Miss. State	1/31	-	-	-	-	-	-	-	-	-	-	-	-	-	-	-	-	-	-	-	-
at Texas A&M	2/3	-	-	-	-	-	-	-	-	-	-	-	-	-	-	-	-	-	-	-	-
at Arkansas	2/6	-	-	-	-	-	-	-	-	-	-	-	-	-	-	-	-	-	-	-	-
Florida	2/10	-	-	-	-	-	-	-	-	-	-	-	-	-	-	-	-	-	-	-	-
at Tennessee	2/13	-	-	-	-	-	-	-	-	-	-	-	-	-	-	-	-	-	-	-	-
Auburn	2/17	-	-	-	-	-	-	-	-	-	-	-	-	-	-	-	-	-	-	-	-
Georgia	2/21	-	-	-	-	-	-	-	-	-	-	-	-	-	-	-	-	-	-	-	-
at Miss. State	2/24	-	-	-	-	-	-	-	-	-	-	-	-	-	-	-	-	-	-	-	-
LSU	2/28	-	-	-	-	-	-	-	-	-	-	-	-	-	-	-	-	-	-	-	-
at Auburn	3/3	-	-	-	-	-	-	-	-	-	-	-	-	-	-	-	-	-	-	-	-
vs. SEC Tourn.	3/7-11	-	-	-	-	-	-	-	-	-	-	-	-	-	-	-	-	-	-	-	-
vs. NCAA Tourn.	3/15-4/2	-	-	-	-	-	-	-	-	-	-	-	-	-	-	-	-	-	-	-	-

CAREER STATISTICS

Season	GP-GS	Min	Avg	FG	FGA	Pct	3FG	3FGA	Pct	FT	FIA	Pct	Off	Def	Tot	Avg	PF	FO	Ast	TO	Blk	Stl	Pts	Avg
2017-18	19-0	273	14.4	28	100	.280	9	43	.209	15	21	.714	3	14	17	0.9	30	1	18	18	2	10	80	4.2

(SEC ONLY)

Season	GP-GS	Min	Avg	FG	FGA	Pct	3FG	3FGA	Pct	FT	FIA	Pct	Off	Def	Tot	Avg	PF	FO	Ast	TO	Blk	Stl	Pts	Avg
2018	7-0	108	15.4	7	39	.179	3	16	.188	5	8	.625	1	8	9	1.3	8	0	4	12	1	5	22	3.1



#33 JASON CUDD

FRESHMAN | FORWARD | 7'1" | 255 | HS

MYRTLE BEACH, S.C. | SOCASTEE

SEASON NOTABLES

- > Tallied three points with a pair of rebounds and a block in Hoops 4 Hurricane Relief exhibition vs. Virginia Tech (Nov. 5)
- > Saw action in opener at Wofford (Nov. 10)
- > Played two minutes in home-opening victory over MAC favorite Western Michigan (Nov. 13)
- > Scored first collegiate points after sinking a pair of free throws in win over UTEP (Nov. 17), also pulled down three rebounds in six minutes of work
- > Logged nine minutes in win vs. UMass (Dec. 2), posted first collegiate assist in the contest
- > Played eight minutes vs. Limestone (Dec. 27), scoring season high four points with two rebounds
- > Made SEC debut in loss vs. Mizzou (Jan. 3), scored two points in nine minutes of action
- > Saw 15 minutes of action in win vs. Vanderbilt (Jan. 6), had three points, three rebounds and first career block in the victory
- > Played career-high 16 minutes off the bench in loss at Alabama (Jan. 9)

CUDD'S SEASON HIGHS

Points

4, vs. Limestone (Dec. 27, 2017)

Field Goals

2, vs. Limestone (Dec. 27, 2017)

Field Goal Attempts

3, vs. Limestone (Dec. 27, 2017)

3-Point Field Goals

-

3-Point Field Goal Attempts

-

Free Throws

2, 2x, last vs. Temple (Nov. 30, 2017)

Free Throw Attempts

2, 4x, last at Alabama (Jan. 9, 2018)

Rebounds

3, 2x, last vs. Vanderbilt (Jan. 6, 2018)

Assists

1, 2x, last vs. Vanderbilt (Jan. 6, 2018)

Blocks

1, vs. Vanderbilt (Jan. 6, 2018)

Steals

-

Minutes

16, last at Alabama (Jan. 9, 2018)

2017-18 GAME-BY-GAME STATS

Opponent	Date	GS	Min	FG-FGA	Pct	3FG-FGA	Pct	FT-FTA	Pct	Off	Def	Tot	Avg	PF	FO	A	TO	Blk	Stl	Pts	Avg
at Wofford	11/10	-	1	0-0	.000	0-0	.000	0-0	.000	0	0	0	0.0	0	0	0	0	0	0	0	0.0
Western Michigan	11/13	-	2	0-0	.000	0-0	.000	0-0	.000	0	0	0	0.0	1	0	0	1	0	0	0	0.0
vs. Illinois State	11/16	-	-	-	-	-	-	-	-	-	-	-	0.0	-	-	-	-	-	-	-	0.0
vs. UTEP	11/17	-	6	0-1	.000	0-0	.000	2-2	1.000	1	2	3	1.0	3	0	0	0	0	0	2	0.5
vs. Western Michigan	11/19	-	-	-	-	-	-	-	-	-	-	-	1.0	-	-	-	-	-	-	-	0.7
at FIU	11/27	-	-	-	-	-	-	-	-	-	-	-	1.0	-	-	-	-	-	-	-	0.7
vs. Temple	11/30	-	1	0-0	.000	0-0	.000	2-2	1.000	0	1	1	1.0	0	0	0	0	0	0	2	1.0
UMass	12/2	-	9	0-0	.000	0-0	.000	0-0	.000	0	0	0	0.8	0	0	1	1	0	0	0	0.8
Wyoming	12/6	-	1	0-0	.000	0-0	.000	0-0	.000	0	0	0	0.7	0	0	0	0	0	0	0	0.7
Coastal Carolina	12/9	-	-	-	-	-	-	-	-	-	-	-	0.7	-	-	-	-	-	-	-	0.7
at Clemson	12/19	-	-	-	-	-	-	-	-	-	-	-	0.7	-	-	-	-	-	-	-	0.7
Limestone	12/27	-	8	2-3	.667	0-0	.000	0-0	.000	1	1	2	0.9	1	0	0	1	0	0	4	1.1
at Ole Miss	12/31	-	-	-	-	-	-	-	-	-	-	-	0.9	-	-	-	-	-	-	-	1.1
Missouri	1/3	-	9	1-2	.500	0-0	.000	0-0	.000	0	0	0	0.8	1	0	0	0	0	0	2	1.3
Vanderbilt	1/6	-	15	1-2	.500	0-0	.000	1-2	.500	1	2	3	1.0	1	0	1	0	1	0	3	1.4
at Alabama	1/9	-	16	0-2	.000	0-0	.000	1-2	.500	1	1	2	1.7	0	0	0	1	0	0	1	2.0
at Georgia	1/13	-	3	0-0	.000	0-0	.000	0-0	.000	0	0	0	1.0	1	0	0	0	0	0	0	1.3
Kentucky	1/16	-	9	0-1	.000	0-0	.000	0-0	.000	0	0	0	0.9	0	0	0	0	0	0	0	1.2
Tennessee	1/20	-	3	0-0	.000	0-0	.000	0-0	.000	0	0	0	0.8	0	0	0	0	0	0	0	1.1
at Florida	1/24	-	1	0-0	.000	0-0	.000	0-0	.000	0	1	1	0.9	0	0	0	0	0	0	0	1.0
Texas Tech	1/27	-	-	-	-	-	-	-	-	-	-	-	0.9	-	-	-	-	-	-	-	1.0
Miss. State	1/31	-	-	-	-	-	-	-	-	-	-	-	-	-	-	-	-	-	-	-	-
at Texas A&M	2/3	-	-	-	-	-	-	-	-	-	-	-	-	-	-	-	-	-	-	-	-
at Arkansas	2/6	-	-	-	-	-	-	-	-	-	-	-	-	-	-	-	-	-	-	-	-
Florida	2/10	-	-	-	-	-	-	-	-	-	-	-	-	-	-	-	-	-	-	-	-
at Tennessee	2/13	-	-	-	-	-	-	-	-	-	-	-	-	-	-	-	-	-	-	-	-
Auburn	2/17	-	-	-	-	-	-	-	-	-	-	-	-	-	-	-	-	-	-	-	-
Georgia	2/21	-	-	-	-	-	-	-	-	-	-	-	-	-	-	-	-	-	-	-	-
at Miss. State	2/24	-	-	-	-	-	-	-	-	-	-	-	-	-	-	-	-	-	-	-	-
LSU	2/28	-	-	-	-	-	-	-	-	-	-	-	-	-	-	-	-	-	-	-	-
at Auburn	3/3	-	-	-	-	-	-	-	-	-	-	-	-	-	-	-	-	-	-	-	-
vs. SEC Tourn.	3/7-11	-	-	-	-	-	-	-	-	-	-	-	-	-	-	-	-	-	-	-	-
vs. NCAA Tourn.	3/15-4/2	-	-	-	-	-	-	-	-	-	-	-	-	-	-	-	-	-	-	-	-

CAREER STATISTICS

Season	GP-GS	Min	Avg	FG	FGA	Pct	3FG	3FGA	Pct	FT	FIA	Pct	Off	Def	Tot	Avg	PF	FO	Ast	TO	Blk	Stl	Pts	Avg
2017-18	14-0	84	6.0	4	11	.364	0	0	.000	6	8	.750	4	8	12	0.9	8	0	2	4	1	0	14	1.0

(SEC ONLY)

Season	GP-GS	Min	Avg	FG	FGA	Pct	3FG	3FGA	Pct	FT	FIA	Pct	Off	Def	Tot	Avg	PF	FO	Ast	TO	Blk	Stl	Pts	Avg
2018	7-0	56	8.0	2	7	.286	0	0	.000	2	4	.500	2	4	6	0.9	3	0	1	1	1	0	6	0.9



#14 IBRAHIM FAMOUKE DOUMBIA

FRESHMAN | FORWARD | 6'6" | 205 | HS

BAMAKO, MALI | MIAMI COUNTRY DAY SCHOOL

SEASON NOTABLES

- > Tallied four points and collected four rebounds with a block in exhibition vs. Erskine (Oct. 30), before adding two points with an assist in Hoops 4 Hurricane Relief exhibition vs. Virginia Tech (Nov. 5)
- > Saw action in opener at Wofford (Nov. 10), pulling down two rebounds in just two minutes
- > Played two minutes in team's home-opening victory over Western Michigan (Nov. 13)
- > Scored two points (first collegiate basket) in five minutes of action in loss vs. Illinois State (Nov. 16)
- > Saw action vs. Limestone (Dec. 27), pulling down a season high five rebounds in eight minutes of action
- > Made SEC debut in loss vs. Mizzou (Jan. 3), recorded two points and a rebound in six minutes
- > Scored one point in four minutes of action in win over No. 18 Kentucky (Jan. 16)

FAMOUKE DOUMBIA'S SEASON HIGHS

Points

2, 2x, last vs. Mizzou (Jan. 3, 2018)

Field Goals

1, 2x, last vs. Mizzou (Jan. 3, 2018)

Field Goal Attempts

4, 2x, last vs. Mizzou (Jan. 3, 2018)

3-Point Field Goals

-

3-Point Field Goal Attempts

1, vs. Mizzou (Jan. 3, 2018)

Free Throws

-

Free Throw Attempts

-

Rebounds

5, vs. Limestone (Dec. 27, 2017)

Assists

-

Blocks

-

Steals

-

Minutes

8, vs. Limestone (Dec. 27, 2017)

2017-18 GAME-BY-GAME STATS

Opponent	Date	GS	Min	FG-FGA	Pct	3FG-FGA	Pct	FT-FTA	Pct	Off	Def	Tot	Avg	PF	FO	A	TO	Blk	Stl	Pts	Avg
at Wofford	11/10	-	2	0-1	.000	0-0	.000	0-0	.000	0	2	2	2.0	0	0	0	0	0	0	0	0.0
Western Michigan	11/13	-	2	0-0	.000	0-0	.000	0-0	.000	0	0	0	1.0	0	0	0	0	0	0	0	0.0
vs. Illinois State	11/16	-	5	1-1	1.000	0-0	.000	0-0	.000	0	0	0	0.7	2	0	0	0	0	0	2	0.7
vs. UTEP	11/17	-	3	0-0	.000	0-0	.000	0-0	.000	0	0	0	0.5	1	0	0	0	0	0	0	0.5
vs. Western Michigan	11/19	-	-	-	-	-	-	DNP	Coaches Decision	-	-	-	0.5	-	-	-	-	-	-	-	0.5
at FIU	11/27	-	1	0-0	.000	0-0	.000	0-0	.000	0	0	0	0.4	0	0	0	0	0	0	0	0.4
vs. Temple	11/30	-	-	-	-	-	-	DNP	Coaches Decision	-	-	-	0.4	-	-	-	-	-	-	-	0.4
UMass	12/2	-	-	-	-	-	-	DNP	Coaches Decision	-	-	-	0.4	-	-	-	-	-	-	-	0.4
Wyoming	12/6	-	1	0-0	.000	0-0	.000	0-0	.000	1	1	0.5	0	0	0	0	0	0	0	0	0.3
Coastal Carolina	12/9	-	-	-	-	-	-	DNP	Coaches Decision	-	-	-	0.5	-	-	-	-	-	-	-	0.3
at Clemson	12/19	-	-	-	-	-	-	DNP	Coaches Decision	-	-	-	0.5	-	-	-	-	-	-	-	0.3
Limestone	12/27	-	8	0-4	.000	0-1	.000	0-0	.000	1	4	5	1.1	3	0	0	0	0	0	0	0.3
at Ole Miss	12/31	-	-	-	-	-	-	DNP	Coaches Decision	-	-	-	1.1	-	-	-	-	-	-	-	0.3
Missouri	1/3	-	6	1-4	.250	0-1	.000	0-0	.000	1	0	1	1.1	1	0	0	0	0	0	0	0.5
Vanderbilt	1/6	-	-	-	-	-	-	DNP	Coaches Decision	-	-	-	1.1	-	-	-	-	-	-	-	0.5
at Alabama	1/9	-	1	0-0	.000	0-0	.000	0-0	.000	0	0	0	1.0	0	0	0	0	0	0	0	0.4
at Georgia	1/13	-	-	-	-	-	-	DNP	Coaches Decision	-	-	-	1.0	-	-	-	-	-	-	-	0.4
Kentucky	1/16	-	4	0-0	.000	0-0	.000	1-2	.500	0	0	0	0.9	1	0	0	0	0	0	1	0.5
Tennessee	1/20	-	-	-	-	-	-	DNP	Coaches Decision	-	-	-	0.9	-	-	-	-	-	-	-	0.5
at Florida	1/24	-	-	-	-	-	-	DNP	Coaches Decision	-	-	-	0.9	-	-	-	-	-	-	-	0.5
Texas Tech	1/27	-	-	-	-	-	-	DNP	Coaches Decision	-	-	-	0.9	-	-	-	-	-	-	-	0.5
Miss. State	1/31	-	-	-	-	-	-	-	-	-	-	-	-	-	-	-	-	-	-	-	-
at Texas A&M	2/3	-	-	-	-	-	-	-	-	-	-	-	-	-	-	-	-	-	-	-	-
at Arkansas	2/6	-	-	-	-	-	-	-	-	-	-	-	-	-	-	-	-	-	-	-	-
Florida	2/10	-	-	-	-	-	-	-	-	-	-	-	-	-	-	-	-	-	-	-	-
at Tennessee	2/13	-	-	-	-	-	-	-	-	-	-	-	-	-	-	-	-	-	-	-	-
Auburn	2/17	-	-	-	-	-	-	-	-	-	-	-	-	-	-	-	-	-	-	-	-
Georgia	2/21	-	-	-	-	-	-	-	-	-	-	-	-	-	-	-	-	-	-	-	-
at Miss. State	2/24	-	-	-	-	-	-	-	-	-	-	-	-	-	-	-	-	-	-	-	-
LSU	2/28	-	-	-	-	-	-	-	-	-	-	-	-	-	-	-	-	-	-	-	-
at Auburn	3/3	-	-	-	-	-	-	-	-	-	-	-	-	-	-	-	-	-	-	-	-
vs. SEC Tourn.	3/7-11	-	-	-	-	-	-	-	-	-	-	-	-	-	-	-	-	-	-	-	-
vs. NCAA Tourn.	3/15-4/2	-	-	-	-	-	-	-	-	-	-	-	-	-	-	-	-	-	-	-	-

CAREER STATISTICS

Season	GP-GS	Min	Avg	FG	FGA	Pct	3FG	3FGA	Pct	FT	FIA	Pct	Off	Def	Tot	Avg	PF	FO	Ast	TO	Blk	Stl	Pts	Avg
2017-18	10-0	33	3.3	2	10	.200	0	2	.000	1	2	.500	2	7	9	0.9	8	0	0	0	0	0	5	0.5

(SEC ONLY)

Season	GP-GS	Min	Avg	FG	FGA	Pct	3FG	3FGA	Pct	FT	FIA	Pct	Off	Def	Tot	Avg	PF	FO	Ast	TO	Blk	Stl	Pts	Avg
2018	3-0	11	3.7	1	4	.250	0	1	.000	1	2	.500	1	0	1	0.3	2	0	0	0	0	0	3	1.0



#13 FELIPE HAASE

FRESHMAN | FORWARD | 6'9" | 249 | HS

OSORNO, CHILE | MIAMI (FLA.) CHRISTIAN SCHOOL

SEASON NOTABLES

- > Saw action in opener at Wofford (Nov. 10), scoring 10 points, hitting a pair of 3s, with five rebounds
- > Finished with seven points, nine rebounds and a team-high three assists in win over Western Michigan (Nov. 13)
- > Played career-high 29 minutes in loss vs. Illinois State (Nov. 16), scoring five points with four rebounds, also had an assist and his first collegiate steal and block
- > Had seven points, seven rebounds and a steal in 24 minutes of action in victory over UTEP (Nov. 17)
- > Dropped 10 points with five rebounds, an assist and a steal in 26 minutes in win vs. Western Michigan (Nov. 19) in final game of the Puerto Rico Tip-Off, went 2-for-4 from behind the arc
- > Recorded first career double-double with 11 points and 10 rebounds in win vs. UMass (Dec. 2)
- > Went 7-for-12 from the field en route to scoring new career-high 17 points vs. Wyoming (Dec. 6), was just shy of notching double-double as he finished with nine rebounds, hit season-high three 3s and tied for team lead with three assists in 22 minutes of action
- > Pulled down a team high eight rebounds, adding five points, an assist and a steal in home win over Limestone (Dec. 27)
- > Saw 24 minutes of action off the bench in first career SEC game, a loss at Ole Miss (Dec. 31), scored nine points and pulled down six rebounds
- > Dished out career-high four assists in win vs. No. 18 Kentucky (Jan. 16)
- > Scored five points in road win at No. 20 Florida (Jan. 24)
- > Had 11 points in loss vs. No. 14 Texas Tech (Jan. 27), played just 11 minutes but went 4-for-5 from the field

SUPERLATIVES

'17-18 Season Career

Double-figure scoring 5 5

** led or shared team lead*

HAASE'S SEASON HIGHS

Points

17, vs. Wyoming (Dec. 6, 2017)

Field Goals

7, vs. Wyoming (Dec. 6, 2017)

Field Goal Attempts

12, vs. Wyoming (Dec. 6, 2017)

3-Point Field Goals

3, vs. Wyoming (Dec. 6, 2017)

3-Point Field Goal Attempts

7, vs. Wyoming (Dec. 6, 2017)

Free Throws

4, vs. Western Michigan (Nov. 13, 2017)

Free Throw Attempts

4, 2x, last vs. UMass (Dec. 2, 2017)

Rebounds

10, vs. UMass (Dec. 2, 2017)

Assists

4, vs. Kentucky (Jan. 16, 2018)

Blocks

1, 2x, last vs. UMass (Dec. 2, 2017)

Steals

2, 2x, last vs. UMass (Dec. 2, 2017)

Minutes

29, 2x, last vs. UMass (Dec. 2, 2017)

2017-18 GAME-BY-GAME STATS

Opponent	Date	GS	Min	FG-FGA	Pct	3FG-FGA	Pct	FT-FTA	Pct	Off	Def	Tot	Avg	PF	FO	A	TO	Blk	Stl	Pts	Avg
at Wofford	11/10	-	23	4-6	.667	2-3	.667	0-1	.000	1	4	5	5.0	2	0	0	0	0	0	10	10.0
Western Michigan	11/13	-	25	1-3	.333	1-3	.333	4-6	.667	2	7	9	7.0	2	0	3	2	0	0	7	8.5
vs. Illinois State	11/16	-	29	2-6	.333	1-1	1.000	0-0	.000	0	4	4	6.0	2	0	1	0	1	1	5	7.3
vs. UTEP	11/17	-	24	3-7	.429	1-3	.333	0-0	.000	2	5	7	6.3	2	0	0	0	0	1	7	7.3
vs. Western Michigan	11/19	-	26	3-5	.600	2-4	.500	2-2	1.000	1	4	5	6.0	3	0	1	2	0	1	10	7.8
at FIU	11/27	-	9	2-5	.400	0-1	.000	0-0	.000	0	1	1	5.2	2	0	0	5	0	0	4	7.2
vs. Temple	11/30	-	18	0-2	.000	0-2	.000	1-2	.500	0	1	1	4.6	0	0	0	2	0	2	1	6.3
UMass	12/2	-	29	4-9	.444	0-2	.000	3-4	.750	1	9	10	5.3	1	0	0	2	1	2	11	6.9
Wyoming	12/6	-	22	7-12	.583	3-7	.429	0-0	.000	2	7	9	5.7	0	0	3	1	0	0	17	8.0
Coastal Carolina	12/9	-	14	3-4	.750	0-1	.000	1-1	1.000	1	4	5	5.6	0	0	0	2	0	0	7	7.9
at Clemson	12/19	-	22	1-5	.200	0-3	.000	0-0	.000	0	2	2	5.3	0	0	0	1	0	0	2	7.4
Limestone	12/27	-	20	2-5	.400	1-3	.333	0-0	.000	2	6	8	5.5	2	0	1	2	0	1	5	7.2
at Ole Miss	12/31	-	24	3-7	.429	1-3	.333	2-3	.666	1	5	6	5.5	1	0	1	1	0	0	9	7.3
Missouri	1/3	-	16	2-2	1.000	2-2	1.000	0-0	.000	0	2	2	5.3	3	0	0	1	1	0	6	7.2
Vanderbilt	1/6	-	16	1-8	.125	1-6	.167	0-0	.000	2	4	6	5.3	1	0	2	0	1	0	3	6.9
at Alabama	1/9	-	16	0-4	.000	0-2	.000	0-0	.000	1	0	1	5.1	1	0	1	1	0	0	0	6.5
at Georgia	1/13	-	20	1-8	.125	0-6	.000	0-0	.000	1	3	4	5.0	3	0	0	0	0	0	2	6.2
Kentucky	1/16	-	12	1-3	.333	0-1	.000	0-0	.000	0	2	2	4.8	5	1	4	1	0	0	2	6.0
Tennessee	1/20	-	20	0-3	.000	0-2	.000	0-0	.000	0	1	1	4.6	2	0	0	0	0	1	0	5.7
at Florida	1/24	-	25	1-4	.250	0-2	.000	3-4	.750	0	3	3	4.6	1	0	2	0	0	1	5	5.7
Texas Tech	1/27	-	11	4-5	.800	1-2	.500	2-2	1.000	1	1	2	4.4	2	0	1	0	0	0	11	5.9
Miss. State	1/31																				
at Texas A&M	2/3																				
at Arkansas	2/6																				
Florida	2/10																				
at Tennessee	2/13																				
Auburn	2/17																				
Georgia	2/21																				
at Miss. State	2/24																				
LSU	2/28																				
at Auburn	3/3																				
vs. SEC Tourn.	3/7-11																				
vs. NCAA Tourn.	3/15-4/2																				

CAREER STATISTICS

Season	GP-GS	Min	Avg	FG	FGA	Pct	3FG	3FGA	Pct	FT	FTA	Pct	Off	Def	Tot	Avg	PF	FO	Ast	TO	Blk	Stl	Pts	Avg	
2017-18	21-0	421	20.0	45	113	.398	16	59	.271	18	25	.720	18	75	93	4.4	34	1	20	23	4	10	124	5.9	
(SEC ONLY)																									
Season	GP-GS	Min	Avg	FG	FGA	Pct	3FG	3FGA	Pct	FT	FTA	Pct	Off	Def	Tot	Avg	PF	FO	Ast	TO	Blk	Stl	Pts	Avg	
2018	8-0	149	18.6	9	39	.231	4	24	.167	5	7	.714	5	20	25	3.1	16	1	10	4	2	2	27	3.4	



#10 JUSTIN MINAYA

FRESHMAN | FORWARD | 6'5" | 210 | HS

HARRINGTON PARK, N.J. | NORTHERN VALLEY AT OLD TAPPAN

SEASON NOTABLES

- > Scored career-high 14 points on 4-of-7 shooting in victory over UTEP (Nov. 17), knocked down season-high three triples and had three assists and a steal in 28 minutes
- > Had nine points, three rebounds, two blocks and a steal in win over Western Michigan (Nov. 19) in the final game of the Puerto Rico Tip-Off, played 30-plus minutes for the first time in his career
- > Led team in minutes (36) and scored 13 points in road victory at FIU (Nov. 27), went 3-for-6 from behind the arc and had four rebounds, two assists and a steal
- > Dropped 11 points with seven rebounds and a pair of steals in loss vs. Temple (Nov. 30) at Madison Square Gardem
- > Had breakout game, leading the team with a new career-high 17 points in win vs. UMass (Dec. 2), played team-high 33 minutes and also had four rebounds
- > Finished with 11 points in win vs. Wyoming (Dec. 6) for fourth-straight game in double figures
- > Recorded 13 points, his fifth consecutive game in double-figures, in win vs. Coastal Carolina (Dec. 9)
- > Played season-low 14 minutes in SEC debut due to foul trouble in loss at Ole Miss (Dec. 32), scored four points and had four rebounds and four assists in limited action
- > Saw limited action in road win at Georgia (Jan. 13) due to foul trouble
- > Went 4-for-7 from 3-point land and dropped 16 points in loss vs. No. 21 Tennessee (Jan. 20), also had five rebounds and played a career-high 37 minutes
- > Had 11 points and five rebounds in loss to No. 14 Texas Tech (Jan. 28)

SUPERLATIVES

'17-18 Season Career

Double-figure scoring 8 8

* led or shared team lead

MINAYA'S SEASON HIGHS

Points

17, vs. UMass (Dec. 2, 2017)

Field Goals

6, vs. UMass (Dec. 2, 2017)

Field Goal Attempts

12, vs. Tennessee (Jan. 20, 2018)

3-Point Field Goals

4, vs. Tennessee (Jan. 20, 2018)

3-Point Field Goal Attempts

7, vs. Tennessee (Jan. 20, 2018)

Free Throws

4, 4x, last vs. Tennessee (Jan. 20, 2018)

Free Throw Attempts

6, 2x, last vs. UMass (Dec. 2, 2017)

Rebounds

9, vs. Illinois State (Nov. 16, 2017)

Assists

3, 2x, last at Ole Miss (Dec. 31, 2017)

Blocks

2, vs. Western Michigan (Nov. 19, 2017)

Steals

2, 2x, Wyoming (Dec. 6, 2017)

Minutes

37, vs. Tennessee (Jan. 20, 2018)

2017-18 GAME-BY-GAME STATS

Opponent	Date	GS	Min	FG-FGA	Pct	3FG-FGA	Pct	FT-FTA	Pct	Off	Def	Tot	Avg	PF	FO	A	TO	Blk	Stl	Pts	Avg
at Wofford	11/10	*	24	2-5	.400	1-2	.500	1-1	1.000	2	2	4	4.0	1	0	2	2	1	0	6	6.0
Western Michigan	11/13	*	22	2-8	.250	0-4	.000	1-3	.333	2	3	5	4.5	3	0	2	0	0	0	5	5.5
vs. Illinois State	11/16	*	24	2-9	.222	1-5	.200	4-6	.667	3	5	8	5.7	4	0	1	1	0	0	9	6.7
vs. UTEP	11/17	*	28	4-7	.571	3-5	.600	3-4	.750	2	1	3	5.0	1	0	3	3	0	1	14	8.5
vs. Western Michigan	11/19	*	33	4-9	.444	1-4	.250	0-0	.000	1	2	3	4.6	1	0	0	2	2	1	9	8.6
at FIU	11/27	*	36	5-11	.455	3-6	.500	0-0	.000	1	3	4	4.5	3	0	2	1	0	1	13	9.3
vs. Temple	11/30	*	28	3-7	.429	1-3	.333	4-4	1.000	1	6	7	4.9	0	0	0	2	0	2	11	9.6
UMass	12/2	*	33	6-11	.545	1-4	.250	4-6	.667	1	3	4	4.8	1	0	1	2	0	0	17	10.5
Wyoming	12/6	*	23	4-8	.500	2-3	.667	1-2	.500	1	2	3	4.6	4	0	0	2	1	2	11	10.6
Coastal Carolina	12/9	*	33	4-9	.444	3-7	.429	2-2	1.000	2	2	4	4.5	2	0	1	4	0	1	13	10.8
at Clemson	12/19	*	29	0-6	.000	0-1	.000	0-0	.000	3	2	5	4.5	1	0	1	2	0	0	0	9.8
Limestone	12/27	*	16	1-6	.167	1-1	1.000	1-2	.500	1	3	4	4.5	1	0	1	0	0	1	4	9.3
at Ole Miss	12/31	*	14	2-3	.666	0-1	.000	0-0	.000	1	3	4	4.5	4	0	3	1	1	0	4	8.9
Missouri	1/3	*	30	3-7	.429	1-2	.500	1-3	.333	2	2	4	4.4	2	0	2	2	0	0	8	8.9
Vanderbilt	1/6	*	31	2-7	.286	1-3	.333	1-3	.333	2	3	5	4.5	3	0	1	0	1	1	6	8.7
at Alabama	1/9	*	29	3-7	.429	1-2	.500	0-0	.000	2	3	5	4.5	2	0	2	0	0	1	7	8.6
at Georgia	1/13	*	14	1-4	.250	0-1	.000	0-0	.000	2	2	4	4.5	3	0	2	0	0	0	2	8.2
Kentucky	1/16	*	16	1-8	.125	1-4	.250	1-2	.500	0	2	4	4.3	3	0	0	0	0	0	4	7.9
Tennessee	1/20	*	16	4-12	.250	4-7	.571	4-4	1.000	3	2	5	4.4	0	0	0	2	0	1	16	8.4
at Florida	1/24	*	23	2-5	.400	2-3	.667	0-0	.000	1	0	1	4.2	1	0	2	2	0	0	6	8.3
Texas Tech	1/27	*	28	5-11	.454	0-3	.000	1-1	1.000	4	1	5	4.2	4	0	2	0	0	0	11	8.4
Miss. State	1/31																				
at Texas A&M	2/3																				
at Arkansas	2/6																				
Florida	2/10																				
at Tennessee	2/13																				
Auburn	2/17																				
Georgia	2/21																				
at Miss. State	2/24																				
LSU	2/28																				
at Auburn	3/3																				
vs. SEC Tourn.	3/7-11																				
vs. NCAA Tourn.	3/15-4/2																				

CAREER STATISTICS

Season	GP-GS	Min	Avg	FG	FGA	Pct	3FG	3FGA	Pct	FT	FIA	Pct	Off	Def	Tot	Avg	PF	FO	Ast	TO	Blk	Stl	Pts	Avg
2017-18	21-21	551	26.2	60	160	.375	27	71	.380	29	43	.674	37	52	89	4.2	43	0	28	28	6	12	176	8.4

(SEC ONLY)

Season	GP-GS	Min	Avg	FG	FGA	Pct	3FG	3FGA	Pct	FT	FIA	Pct	Off	Def	Tot	Avg	PF	FO	Ast	TO	Blk	Stl	Pts	Avg
2018	8-8	194	24.3	18	53	.340	10	23	.435	7	12	.583	13	17	30	3.8	18	0	12	7	2	3	53	6.6

THE LAST TIME IN SOUTH CAROLINA BASKETBALL


AN INDIVIDUAL ...

Scored 20 or more points:	South Carolina: Wesley Myers (22), at Florida, Jan. 24, 2018, in Gainesville, Fla. Opponent: Keenan Evans (31), Texas Tech, Jan. 27, 2018, in Columbia, S.C.
Scored 30 or more points:	South Carolina: Sindarius Thornwell (44), vs. Alabama, Feb. 7, 2017, in Columbia, S.C. Opponent: Keenan Evans (31), Texas Tech, Jan. 27, 2018, in Columbia, S.C.
Scored 35 or more points:	South Carolina: Sindarius Thornwell (44) vs. Alabama, Feb. 7, 2017, in Columbia, S.C. Opponent: Kevin Punter (36), Tennessee, Jan. 23, 2016 in Knoxville, Tenn.
Scored 40 or more points:	South Carolina: Sindarius Thornwell (44), vs. Alabama, Feb. 7, 2017, in Columbia, S.C. Opponent: Austin Carr (43), Notre Dame, Dec. 30, 1969 in New Orleans, La.
Collected 20 or more rebounds:	South Carolina: Sindarius Thornwell (21), vs. Alabama, Feb. 7, 2017, in Columbia, S.C. Opponent: Ekpe Udoh (20), Baylor, Jan. 2, 2010 in Columbia, S.C.
Collected 15 or more rebounds:	South Carolina: Sindarius Thornwell (21), vs. Alabama, Feb. 7, 2017, in Columbia, S.C. Opponent: Amile Jefferson (15), Duke, March 19, 2017, in Greenville, S.C.
Made 12 or more field goals:	South Carolina: Laimonas Chatkevicius (15), vs. High Point, March 15, 2016, in Columbia, S.C. Opponent: Michael Frazier II (12), Florida, March 4, 2014 in Columbia, S.C.
Made 10 or more field goals:	South Carolina: Chris Silva (10), at FIU, Nov. 27, 2017, in Miami Opponent: Luwane Pipkins (10), UMass, Dec. 2, 2017, in Columbia, S.C.
Attempted 20 or more field goals:	South Carolina: Sindarius Thornwell (25) & PJ Dozier (24), vs. Alabama, Feb. 7, 2017, in Columbia, S.C. Opponent: Luwane Pipkins (20), UMass, Dec. 2, 2017, in Columbia, S.C.
Attempted 25 or more field goals:	South Carolina: Sindarius Thornwell, 25, vs. Alabama, Feb. 7, 2017 in Columbia, S.C. Opponent: Kemmy Burgess (Alaska-Anchorage), 26, Nov. 24, 2005 in Anchorage, Alaska
Dished 10 or more assists:	South Carolina: Devan Downey, 11, vs. LSU, March 13, 2008 in Atlanta, Ga. Opponent: 11, Jabril Durham, Arkansas, March 5, 2016 in Fayetteville, Ark.
Swiped 5 or more steals:	South Carolina: Sindarius Thornwell, 5, vs. Texas A&M, Jan. 7, 2017 in Columbia, S.C. Opponent: 6, Thomas Wilder, Western Michigan, Nov. 13, 2017 in Columbia, S.C.
Blocked 5 or more shots:	South Carolina: Chris Silva (5), vs. FIU, Dec. 4, 2016 in Columbia, S.C. Opponent: Elijah Thomas (5), Clemson, Dec. 19, 2017, in Clemson, S.C.
Made 5 or more 3-point field goals:	South Carolina: Wesley Myers (5), at Florida, Jan. 24, 2018, in Gainesville, Fla. Opponent: Johntay Porter (5), Missouri, Jan. 3, 2018, in Columbia, S.C.
Attempted 8 or more 3-point field goals:	South Carolina: Frank Booker (9), vs. Texas Tech, Jan. 27, 2018, in Columbia, S.C. Opponent: KeVaughn Allen (9), Florida, Jan. 24, 2018, in Gainesville, Fla.
Made 10 or more free throws:	South Carolina: Chris Silva (11), at Ole Miss, Dec. 31, 2017, in Oxford, Miss. Opponent: Keenan Evans (13), Texas Tech, Jan. 27, 2018, in Columbia, S.C.
Attempted 15 or more free throws:	South Carolina: Sindarius Thornwell (16), at Ole Miss, March 4, 2017, in Oxford, Miss. Opponent: Milik Yarbrough (18), Illinois State, Nov. 16, 2017, in Myrtle Beach, S.C.
Played all 40 minutes of regulation:	South Carolina: Duane Notice, vs. Texas A&M, Feb. 21, 2015 in Columbia, S.C. Opponent: Kenny Hairston, Limestone, Dec. 27, 2017, in Columbia, S.C.
A player hit a last-second shot (within 3 seconds) to win a game:	South Carolina: PJ Dozier (Buzzer Beater), vs. Monmouth, Nov. 15, 2016, in Columbia, S.C. Opponent: JJ Frazier (Free Throws), Georgia, March 11, 2016 in Nashville, Tenn.
A player had a double-double:	South Carolina: Chris Silva (18 points, 12 rebounds), at Florida, Jan. 24, 2018, in Columbia, S.C. Opponent: Justin James (20 points, 12 rebounds), Wyoming, Dec. 6, 2017, in Columbia, S.C.
Two or more players had a double-double:	South Carolina: Michael Carrera (11 points, 10 rebounds), Sindarius Thornwell (18 points, 11 rebounds), at Georgia, Feb. 2, 2016, in Athens, Ga. Opponent: Sebastain Saiz (21 points, 15 rebounds), Justas Furmanavicius (12 points, 10 rebounds), Ole Miss, March 4, 2017, in Oxford, Miss.
A player had a triple-double:	South Carolina: Sam Muldrow (16 points, 14 rebounds, 10 blocks) vs. Vanderbilt, Jan. 8, 2011 in Columbia, S.C. *** Only second triple-double in South Carolina history (Chuck Eidson (25 points, 10 rebounds, 10 assists) vs. SC State, Nov. 29, 2002 in Columbia, S.C. Opponent: Daniel Hackett (Southern California - 22 points, 10 rebounds, 10 assists), Nov. 17, 2007 in Columbia, S.C.
Scored 30 or more points in back-to-back games:	South Carolina: Devan Downey, 30 vs. Kentucky, Jan. 26, 2010 in Columbia, S.C. 33 vs. Georgia, Jan. 30, 2010, in Columbia, S.C.
Scored 25 or more points in back-to-back games:	South Carolina: Sindarius Thornwell, 28 at Mississippi State, Feb. 11, 2017, in Starkville, Miss. 27 vs. Arkansas, Feb. 15, 2017 in Columbia, S.C.

A TEAM ...

Scored 100 or more points:	South Carolina: 103 vs. The Citadel, Nov. 12, 2007 in Columbia, S.C. Opponent: 107, Vanderbilt, Feb. 17, 1996 in Nashville, Tenn.
Scored 50 points or less:	South Carolina: 25, at Clemson, Dec. 19, 2017, in Clemson, S.C. Opponent: 45, Limestone, Dec. 27, 2017, in Columbia, S.C.
Scored 50 points in a half:	South Carolina: 50 (1st half), vs. UTEP, Nov. 17, 2017, in Myrtle Beach, S.C. Opponent: 51 (2nd half), Duke, March 19, 2017, in Greenville, S.C.
Failed to score 25 points in a half:	South Carolina: 22 (2nd half), vs. Clemson, Dec. 19, 2017, in Clemson, S.C. Opponent: 20 (2nd half), Limestone, Dec. 27, 2017, in Columbia, S.C.

Collected 50 or more rebounds:	South Carolina: 52, vs. Limestone, Dec. 27, 2017, in Columbia, S.C. Opponent: 62, Alabama, Feb. 7, 2017, in Columbia, S.C.
Shot 60% or better from the field:	South Carolina: 60.0% (39-65), vs. High Point, March 15, 2016, in Columbia, S.C. Opponent: 69.6% (32-46) Missouri, Feb. 28, 2013, in Columbia, S.C.
Shot 50% or better from the field:	South Carolina: 50.9% (28-55), vs. UMass, Dec. 2, 2017, in Columbia, S.C. Opponent: 57.5% (23-40), Tennessee, Jan. 20, 2018, in Columbia, S.C.
Shot less than 30% from the field:	South Carolina: 27.1 % (16-59), at Georgia, Jan. 13, 2018, in Athens, Ga. Opponent: 25.0% (13-52), Limestone, Dec. 27, 2017, in Columbia, S.C.
Shot 50% or better from 3-point range (at least 10 attempts):	South Carolina: 52.4% (11-21), vs. Florida, Jan. 24, 2018, in Columbia, S.C. Opponent: 58.3% (14-24), Missouri, Jan. 3, 2018, in Columbia, S.C.
Shot 20% or less from 3-point range (at least 10 attempts):	South Carolina: 19.2% (5-26), vs. Texas Tech, Jan. 27, 2018, in Columbia, S.C. Opponent: 9.1% (1-11), Kentucky, Jan. 16, 2018, in Columbia, S.C.
Dished 20 or more assists:	South Carolina: 22, at FIU, Nov. 27, 2017, in Miami. Opponent: 20, Mississippi State, Feb. 27, 2016, in Starkville, Miss.
Made 35 or more shots:	South Carolina: 35, vs. Marquette, March 17, 2017, in Greenville, S.C. Opponent: 35, vs. Tennessee, March 5, 2009, in Columbia, S.C.
Attempted 80 or more shots:	South Carolina: 88 vs. Alabama, Feb. 7, 2017, in Columbia, S.C. Opponent: 83, LSU, Feb. 10, 1996, in Columbia, S.C.
Attempted 70 or more shots:	South Carolina: 70, vs. Texas A&M, Jan. 7, 2017, in Columbia, S.C. Opponent: 71, Alabama, Feb. 7, 2017, in Columbia, S.C.
Made 10 or more 3-pointers:	South Carolina: 11, at Florida, Jan. 26, 2018, in Gainesville, Fla. Opponent: 14, Missouri, Jan. 3, 2018, in Columbia, S.C.
Did not make a 3-pointer:	South Carolina: vs. Milwaukee, Nov. 11, 2012, in Columbia, S.C. Opponent: Florida, Jan. 18, 2017, in Columbia, S.C.
Attempted 30 or more 3-pointers:	South Carolina: 32, vs. Illinois State, Nov. 16, 2017, in Myrtle Beach, S.C. Opponent: 30, High Point, March 15, 2016, in Columbia, S.C.
Attempted 25 or more 3-pointers:	South Carolina: 26, vs. Texas Tech, Jan. 27, 2018, in Columbia, S.C. Opponent: 29, Vanderbilt, Jan. 6, 2018, in Columbia, S.C.
Made 30 or more free throws:	South Carolina: 35, vs. Alabama, Feb. 7, 2017, in Columbia, S.C. Opponent: 30, Tennessee, Jan. 23, 2016, in Knoxville, Tenn.
Attempted 40 or more free throws:	South Carolina: 50, vs. Alabama, Feb. 7, 2017, in Columbia, S.C. Opponent: 42, Kentucky, March 1, 2014, in Columbia, S.C.
Swiped 15 or more steals:	South Carolina: 15 vs. Vanderbilt, Jan. 16, 2010, in Columbia, S.C. Opponent: 15, Monmouth, Nov. 15, 2016, in Columbia, S.C.
Blocked 12 or more shots:	South Carolina: 12, vs. Vanderbilt, Jan. 8, 2011, in Columbia, S.C. Opponent: 12, Mississippi State, Jan. 26, 2016, in Columbia, S.C.
Blocked 8 or more shots:	South Carolina: 8, at Georgia, Jan. 4, 2017, in Athens, Ga. Opponent: 9, Georgia, Jan. 13, 2018, in Athens, Ga.
Won by 30 or more points:	South Carolina: 42, vs. SC State, Nov. 18, 2016, in Columbia, S.C. Opponent: 34, Kentucky, Feb. 14, 2015, in Lexington, Ky.
Won by 20 or more points:	South Carolina: 29, vs. Limestone, Dec. 27, 2017, in Columbia, S.C. Opponent: 27, Kentucky, Feb. 13, 2016, in Columbia, S.C.
Played a single overtime game:	Win: 70-69, vs. Monmouth, Nov. 15, 2016, in Columbia, S.C. Loss: 62-54 at Georgia, Feb. 23, 2013, in Athens, Ga.
Played a double overtime game:	Win: 87-85 vs. WKU, Nov. 27, 2010, in Bowling Green, Ky. Loss: 98-88 vs. Louisville, Feb. 20, 1988, in Columbia, S.C.
South Carolina played a No. 1 Team in the country:	Win: 68-62 vs. Kentucky, Jan. 26, 2010, in Columbia, S.C. Loss: 77-43 loss at Kentucky, Feb. 14, 2015, in Lexington, Ky.
South Carolina played a top-5 opponent:	Win: 68-62 vs. No. 1/1 Kentucky, Jan. 26, 2010, in Columbia, S.C. Loss: 85-69 loss to No. 5/5 Kentucky, Jan. 21, 2017, in Lexington, Ky.
South Carolina played a top-10 opponent:	Win: 88-81 win vs. No. 7/7 Duke, March 19, 2017, in Greenville, S.C. Loss: 58-43 loss vs. Kentucky, Jan. 24, 2015, in Columbia, S.C.
South Carolina played a top-25 opponent:	Win: 77-72 win at No. 20/22 Florida, Jan. 24, 2018, in Gainesville, Fla. Loss: 70-63 vs. No. 14/14 Texas Tech, Jan. 20, 2018, in Columbia, S.C.
South Carolina defeated a ranked opponent:	Home: 76-68 win vs. No. 18/16 Kentucky, Jan. 16, 2018, in Columbia, S.C. Away: 77-72 win at No. 20/22 Florida, Jan. 24, 2018, in Gainesville, Fla. Neutral: 77-70 vs. No. 20/17 Florida, March 26, 2017, in New York City SEC Home: 76-68 win vs. No. 18/16 Kentucky, Jan. 16, 2018, in Columbia, S.C. SEC Away: 77-72 win at No. 20/22 Florida, Jan. 24, 2018, in Gainesville, Fla. Non-conference away: 85-84 win at No. 19/20 Baylor, Jan. 2, 2009, in Waco, Texas
South Carolina defeated a top 10 opponent:	Home: 68-62 win vs. No. 1/1 Kentucky, Jan. 26, 2010, in Columbia, S.C. Away: 81-78 win at No. 8/8 Texas A&M, Feb. 6, 2016, in College Station, Texas Neutral: 88-81 win vs. No. 7/7 Duke, March 19, 2017, in Greenville, S.C.
A South Carolina win opened the season:	Home: 85-76 win vs. La Tech on Nov. 11, 2016, in Columbia, S.C. Away: 73-52 win at Wofford on Nov. 10, 2017, in Spartanburg, S.C. Neutral: 74-61 win vs. Chaminade, Nov. 19, 2001, in Maui, Hawaii (Maui Invite)
South Carolina opened SEC play:	Home: 79-68 loss vs. Missouri, Jan. 3, 2018, in Columbia, S.C. Away: 74-69 loss at Ole Miss, Dec. 31, 2017, in Oxford, Miss.



2017-18 SOUTH CAROLINA GAMECOCKS

RADIO/TV SPOT CHART



#0 | DAVID
BEATTY



#1 | KORY
HOLDEN



#2 | HASSANI
GRAVETT



#5 | FRANK
BOOKER



#10 | JUSTIN
MINAYA



#12 | KHADIM
GUEYE



#13 | FELIPE
HAASE



#14 | IBRAHIM
FAMOUKE DOUMBIA



#15 | WESLEY
MYERS



#20 | TOMMY
CORCHIANI



#21 | MAIK
KOTSAR



#23 | EVAN
HINSON



#25 | CHRISTIAN
SCHMITT



#30 | CHRIS
SILVA



#33 | JASON
CUDD



FRANK
MARTIN



2017-18 South Carolina Basketball
 South Carolina Combined Team Statistics (as of Jan 27, 2018)
 All games

RECORD:	OVERALL	HOME	AWAY	NEUTRAL
ALL GAMES	13-8	7-3	4-3	2-2
CONFERENCE	4-4	2-2	2-2	0-0
NON-CONFERENCE	9-4	5-1	2-1	2-2

##	Player	gp-gs	min	avg	Total		3-Point		F-Throw		Rebounds				pf	dq	a	to	blk	stl	pts	avg		
					fg-fga	fg%	3fg-fga	3fg%	ft-fa	ft%	off	def	tot	avg										
30	SILVA, Chris	21-21	526	25.0	83-168	.494	5-12	.417	138-186	.742	62	103	165	7.9	73	3	21	50	24	14	309	14.7		
05	BOOKER, Frank	21-14	534	25.4	70-164	.427	47-119	.395	43-60	.717	13	55	68	3.2	39	1	22	22	4	24	230	11.0		
21	KOTSAR, Maik	21-21	575	27.4	74-160	.463	4-18	.222	26-50	.520	37	66	103	4.9	62	3	36	36	14	25	178	8.5		
10	MINAYA, Justin	21-21	551	26.2	60-160	.375	27-71	.380	29-43	.674	37	52	89	4.2	43	0	28	28	6	12	176	8.4		
15	MYERS, Wesley	21-9	466	22.2	54-132	.409	18-46	.391	39-63	.619	12	38	50	2.4	45	2	39	31	3	11	165	7.9		
02	GRAVETT, Hassani	18-12	435	24.2	41-113	.363	14-53	.264	33-49	.673	10	52	62	3.4	28	0	61	33	3	7	129	7.2		
13	HAASE, Felipe	21-0	421	20.0	45-113	.398	16-59	.271	18-25	.720	18	75	93	4.4	34	1	20	23	4	10	124	5.9		
00	BEATTY, David	19-0	273	14.4	28-100	.280	9-43	.209	15-21	.714	3	14	17	0.9	30	1	18	18	2	10	80	4.2		
23	HINSON, Evan	11-7	113	10.3	11-26	.423	5-12	.417	11-15	.733	0	15	15	1.4	17	0	3	9	3	3	38	3.5		
01	HOLDEN, Kory	11-0	120	10.9	14-37	.378	2-11	.182	6-11	.545	3	9	12	1.1	13	0	18	17	1	1	36	3.3		
33	CUDD, Jason	14-0	84	6.0	4-11	.364	0-0	.000	6-8	.750	4	8	12	0.9	8	0	2	4	1	0	14	1.0		
14	FAMOUKE DOUMBIA,	10-0	33	3.3	2-10	.200	0-2	.000	1-2	.500	2	7	9	0.9	8	0	0	0	0	0	5	0.5		
20	CORCHIANI, Tommy	2-0	3	1.5	0-0	.000	0-0	.000	0-0	.000	0	2	2	1.0	0	0	0	0	0	0	0	0.0		
25	SCHMITT, Christian	3-0	6	2.0	0-2	.000	0-2	.000	0-0	.000	0	0	0	0.0	0	0	0	0	0	0	0	0.0		
12	GUEYE, Khadim	12-0	60	5.0	0-1	.000	0-0	.000	0-2	.000	3	5	8	0.7	11	0	0	5	1	1	0	0.0		
Team											60	28	88											
Total.....		21	4200		486-1197	.406	147-448	.328	365-535	.682	264	529	793	37.8	411	11	268	284	66	118	1484	70.7		
Opponents.....		21	4200		454-1081	.420	138-405	.341	341-490	.696	172	508	680	32.4	456	18	231	322	101	153	1387	66.0		

TEAM STATISTICS	SC	OPP	Date	Opponent	Score	Att.
SCORING	1484	1387	11/10/17	at Wofford	w 73-52	3400
Points per game	70.7	66.0	! 11/13/17	WESTERN MICHIGAN	w 78-60	12136
Scoring margin	+4.6	-	& 11/16/17	vs Illinois State	L 85-69	700
FIELD GOALS-ATT	486-1197	454-1081	& 11/17/17	vs UTEP	w 80-56	987
Field goal pct	.406	.420	& 11/19/17	vs Western Michigan	w 79-66	2119
3 POINT FG-ATT	147-448	138-405	11/27/17	at FIU	w 78-61	1335
3-point FG pct	.328	.341	% 11/30/17	vs TEMPLE	L 60-76	6081
3-pt FG made per game	7.0	6.6	12/2/17	UMASS	w 76-70	10832
FREE THROWS-ATT	365-535	341-490	12/6/17	WYOMING	w 80-64	10205
Free throw pct	.682	.696	12/9/17	COASTAL CAROLINA	w 80-78	11734
F-Throws made per game	17.4	16.2	12/19/17	at Clemson	L 48-64	8031
REBOUNDS	793	680	12/27/17	LIMESTONE	w 74-45	11305
Rebounds per game	37.8	32.4	* 12/31/17	at Ole Miss	L 69-74	5849
Rebounding margin	+5.4	-	* 1/3/18	MISSOURI	L 68-79	9846
ASSISTS	268	231	* 1/6/18	VANDERBILT	w 71-60	11391
Assists per game	12.8	11.0	* 1/9/18	at Alabama	L 62-76	10909
TURNOVERS	284	322	* 01/13/18	at Georgia	w 64-57	9788
Turnovers per game	13.5	15.3	* 1/16/18	NO. 18/16 KENTUCKY	w 76-68	16210
Turnover margin	+1.8	-	* 1/20/18	NO. 21/21 TENNESSEE	L 63-70	18000
Assist/turnover ratio	0.9	0.7	* 1/24/18	at Florida	w 77-72	10550
STEALS	118	153	1/27/18	NO. 14/14 TEXAS TECH	L 63-70	14142
Steals per game	5.6	7.3				
BLOCKS	66	101				
Blocks per game	3.1	4.8				
ATTENDANCE	125801	59749				
Home games-Avg/Game	10-12580	7-7123				
Neutral site-Avg/Game	-	4-2472				

* = Conference game
 ! = unbracketed game of the Puerto Rico Tip-Off at Myrtle Beach (Columbia, S.C.)
 & = Puerto Rico Tip-Off at Myrtle Beach (Myrtle Beach, S.C.)
 % = Under Armour Reunion (New York, N.Y.)

Score by Periods	1st	2nd	Totals
South Carolina	702	782	1484
Opponents	684	703	1387



2017-18 South Carolina Basketball
 South Carolina Combined Team Statistics (as of Jan 24, 2018)
 Conference games only

RECORD:	OVERALL	HOME	AWAY	NEUTRAL
ALL GAMES	4-4	2-2	2-2	0-0
CONFERENCE	4-4	2-2	2-2	0-0
NON-CONFERENCE	0-0	0-0	0-0	0-0

##	Player	gp-gs	min	avg	Total		3-Point		F-Throw		Rebounds				pf	dq	a	to	blk	stl	pts	avg		
					fg-fga	fg%	3fg-fga	3fg%	ft-fta	ft%	off	def	tot	avg										
30	SILVA, Chris	8-8	219	27.4	38-81	.469	1-2	.500	63-85	.741	30	34	64	8.0	28	1	7	13	7	3	140	17.5		
15	MYERS, Wesley	8-8	231	28.9	31-70	.443	12-24	.500	24-38	.632	5	13	18	2.3	26	1	17	16	1	7	98	12.3		
05	BOOKER, Frank	8-2	198	24.8	23-56	.411	14-37	.378	28-37	.757	6	22	28	3.5	14	0	5	4	2	10	88	11.0		
21	KOTSAR, Maik	8-8	211	26.4	18-52	.346	1-7	.143	17-23	.739	10	30	40	5.0	30	2	15	15	6	5	54	6.8		
10	MINAYA, Justin	8-8	194	24.3	18-53	.340	10-23	.435	7-12	.583	13	17	30	3.8	18	0	12	7	2	3	53	6.6		
02	GRAVETT, Hassani	5-0	112	22.4	8-21	.381	4-13	.308	7-11	.636	3	8	11	2.2	5	0	13	9	1	1	27	5.4		
23	HINSON, Evan	7-6	95	13.6	10-23	.435	5-11	.455	7-9	.778	0	15	15	2.1	12	0	3	7	3	3	32	4.6		
13	HAASE, Felipe	8-0	149	18.6	9-39	.231	4-24	.167	5-7	.714	5	20	25	3.1	16	1	10	4	2	2	27	3.4		
00	BEATTY, David	7-0	108	15.4	7-39	.179	3-16	.188	5-8	.625	1	8	9	1.3	8	0	4	12	1	5	22	3.1		
14	FAMOUKE DOUMBIA,	3-0	11	3.7	1-4	.250	0-1	.000	1-2	.500	1	0	1	0.3	2	0	0	0	0	0	3	1.0		
33	CUDD, Jason	7-0	56	8.0	2-7	.286	0-0	.000	2-4	.500	2	4	6	0.9	3	0	1	1	1	0	6	0.9		
12	GUEYE, Khadim	5-0	16	3.2	0-1	.000	0-0	.000	0-2	.000	0	2	2	0.4	3	0	0	0	1	0	0	0.0		
Team											29	17	46											
Total.....		8	1600		165-446	.370	54-158	.342	166-238	.697	105	190	295	36.9	165	5	87	90	27	39	550	68.8		
Opponents.....		8	1600		179-399	.449	52-148	.351	146-202	.723	62	204	266	33.2	192	10	93	111	50	52	556	69.5		

TEAM STATISTICS	SC	OPP	Date	Opponent	Score	Att.
SCORING	550	556	* 12/31/17	at Ole Miss	L 69-74	5849
Points per game	68.8	69.5	* 1/3/18	MISSOURI	L 68-79	9846
Scoring margin	-0.7	-	* 1/6/18	VANDERBILT	w 71-60	11391
FIELD GOALS-ATT	165-446	179-399	* 1/9/18	at Alabama	L 62-76	10909
Field goal pct	.370	.449	* 01/13/18	at Georgia	w 64-57	9788
3 POINT FG-ATT	54-158	52-148	* 1/16/18	NO. 18/16 KENTUCKY	w 76-68	16210
3-point FG pct	.342	.351	* 1/20/18	NO. 21/21 TENNESSEE	L 63-70	18000
3-pt FG made per game	6.8	6.5	* 1/24/18	at Florida	w 77-72	10550
FREE THROWS-ATT	166-238	146-202	* = Conference game			
Free throw pct	.697	.723	! = unbracketed game of the Puerto Rico Tip-Off at Myrtle Beach (Columbia, S.C.)			
F-Throws made per game	20.8	18.3	& = Puerto Rico Tip-Off at Myrtle Beach (Myrtle Beach, S.C.)			
REBOUNDS	295	266	% = Under Armour Reunion (New York, N.Y.)			
Rebounds per game	36.9	33.2				
Rebounding margin	+3.6	-				
ASSISTS	87	93				
Assists per game	10.9	11.6				
TURNOVERS	90	111				
Turnovers per game	11.3	13.9				
Turnover margin	+2.6	-				
Assist/turnover ratio	1.0	0.8				
STEALS	39	52				
Steals per game	4.9	6.5				
BLOCKS	27	50				
Blocks per game	3.4	6.3				
ATTENDANCE	55447	37096				
Home games-Avg/Game	4-13862	4-9274				
Neutral site-Avg/Game	-	0-0				

Score by Periods	1st	2nd	Totals
South Carolina	256	294	550
Opponents	274	282	556



2017-18 South Carolina Basketball
 South Carolina Team Game-by-Game Comparison (as of Jan 30, 2018)
 All games

Opponent	1st	2nd	Score	Mar	Total FG	FG Pct	3-Pointers	3FG Pct	Free Throws	FT Pct	Rebounds	Assist	T/Over	Block	Steal	Fouls
Wofford	33/24	40/28	73-52	+21	25-54/17-49	.463/.347	11-23/6-19	.478/.316	12-16/12-16	.750/.750	40/28 +12	17/7	14/13	3/0	5/3	17/16
WESTERN MICHIGAN	38/29	40/31	78-60	+18	26-57/21-58	.456/.362	9-23/5-21	.391/.238	17-28/13-25	.607/.520	46/32 +14	12/12	14/11	3/6	4/10	18/24
Illinois State	23/32	42/37	65-69	(4)	18-61/18-50	.295/.360	9-32/5-16	.281/.313	20-30/28-39	.667/.718	45/42 +3	14/13	13/14	4/2	3/8	32/20
UTEP	50/24	30/32	80-56	+24	27-58/19-45	.466/.422	8-24/5-13	.333/.385	18-23/13-20	.783/.650	36/27 +9	19/12	17/23	2/6	8/8	20/24
Western Michigan	35/34	44/32	79-66	+13	26-57/21-44	.456/.477	8-24/8-21	.333/.381	19-30/16-21	.633/.762	33/30 +3	13/9	12/22	3/1	8/9	19/24
FIU	38/36	40/25	78-61	+17	32-61/22-53	.525/.415	8-22/4-17	.364/.235	6-12/13-21	.500/.619	40/25 +15	22/8	19/17	3/6	8/10	15/18
TEMPLE	27/38	33/38	60-76	(16)	22-58/29-60	.379/.483	6-21/4-17	.286/.235	10-12/14-21	.833/.667	33/37 (4)	9/11	17/14	4/8	7/12	14/13
UMASS	34/35	42/35	76-70	+6	28-55/27-59	.509/.458	3-15/12-26	.200/.462	17-29/4-5	.586/.800	36/26 +10	14/13	15/17	1/0	11/3	12/28
WYOMING	35/25	45/39	80-64	+16	28-62/19-56	.452/.339	8-23/6-25	.348/.240	16-29/20-26	.552/.769	43/34 +9	17/14	17/18	4/3	7/7	21/22
COASTAL CAROLINA	47/47	33/31	80-78	+2	25-55/29-63	.455/.460	8-20/10-24	.400/.417	22-31/10-13	.710/.769	31/33 (2)	14/17	14/15	4/2	6/8	13/25
Clemson	26/31	22/33	48-64	(16)	19-54/20-46	.352/.435	2-16/8-20	.125/.400	8-10/16-24	.800/.667	31/34 (3)	3/8	14/15	4/8	3/9	17/9
LIMESTONE	34/25	40/20	74-45	+29	26-68/13-52	.382/.250	8-21/6-22	.381/.273	14-20/13-29	.700/.448	52/38 +14	14/4	12/17	4/4	3/7	21/17
Ole Miss	30/31	39/43	69-74	(5)	22-58/20-49	.379/.408	8-20/8-21	.400/.381	17-26/26-33	.654/.788	43/30 +13	16/15	14/8	4/7	2/9	21/23
MISSOURI	27/39	41/40	68-79	(11)	22-57/23-49	.386/.469	5-18/14-24	.278/.583	19-26/19-24	.731/.792	32/31 +1	8/15	11/13	8/8	4/7	22/26
VANDERBILT	26/28	45/32	71-60	+11	21-54/19-54	.389/.352	4-14/8-29	.286/.276	25-39/14-20	.641/.700	41/34 +7	8/10	12/19	4/4	7/7	17/31
Alabama	33/40	29/36	62-76	(14)	19-53/30-51	.358/.588	5-15/7-17	.333/.412	19-25/9-14	.760/.643	28/35 (7)	8/18	13/16	2/7	3/8	16/19
Georgia	37/29	27/28	64-57	+7	16-59/18-51	.271/.353	6-24/3-12	.250/.250	26-35/18-28	.743/.643	46/42 +4	9/8	7/14	3/9	3/4	24/23
NO. 18/16 KENTUCKY	34/37	42/31	76-68	+8	23-61/22-49	.377/.449	5-23/1-11	.217/.091	25-38/23-36	.658/.639	40/35 +5	11/7	9/16	1/5	7/5	27/32
NO. 21/21 TENNESSEE	30/33	33/37	63-70	(7)	18-49/23-40	.367/.575	10-23/5-11	.435/.455	17-27/19-24	.630/.792	31/25 +6	13/10	14/13	1/7	6/8	19/21
Florida	39/37	38/35	77-72	+5	24-55/24-56	.436/.429	11-21/6-23	.524/.261	18-22/18-23	.818/.783	34/34 -	14/10	10/12	4/3	7/4	19/17
NO. 14/14 TEXAS TECH	26/30	37/40	63-70	(7)	19-51/20-47	.373/.426	5-26/7-16	.192/.438	20-27/23-28	.741/.821	32/28 +4	13/10	16/15	0/5	6/7	27/24

Note: Game totals are displayed in the format TEAM/OPPONENT for each category



2017-18 South Carolina Basketball
 South Carolina Category Leaders (as of Jan 30, 2018)
 All games

Points	G	Pts	Pts/G
SILVA, Chris	21	309	14.7
BOOKER, Frank	21	230	11.0
KOTSAR, Maik	21	178	8.5
MINAYA, Justin	21	176	8.4
MYERS, Wesley	21	165	7.9
GRAVETT, Hassani	18	129	7.2
HAASE, Felipe	21	124	5.9
BEATTY, David	19	80	4.2
HINSON, Evan	11	38	3.5
HOLDEN, Kory	11	36	3.3
CUDD, Jason	14	14	1.0
FAMOUKE DOUMBIA, I.	10	5	0.5

FG Percentage	FG	Att	Pct
SILVA, Chris	83	168	.494
KOTSAR, Maik	74	160	.463
BOOKER, Frank	70	164	.427
HINSON, Evan	11	26	.423
MYERS, Wesley	54	132	.409
HAASE, Felipe	45	113	.398
HOLDEN, Kory	14	37	.378
MINAYA, Justin	60	160	.375
CUDD, Jason	4	11	.364
GRAVETT, Hassani	41	113	.363
BEATTY, David	28	100	.280
FAMOUKE DOUMBIA, I.	2	10	.200

3-Point Percentage	3FG	Att	Pct
HINSON, Evan	5	12	.417
SILVA, Chris	5	12	.417
BOOKER, Frank	47	119	.395
MYERS, Wesley	18	46	.391
MINAYA, Justin	27	71	.380
HAASE, Felipe	16	59	.271
GRAVETT, Hassani	14	53	.264
KOTSAR, Maik	4	18	.222
BEATTY, David	9	43	.209
HOLDEN, Kory	2	11	.182
SCHMITT, Christian	0	2	.000
FAMOUKE DOUMBIA, I.	0	2	.000

Free Throw Percent	FG	Att	Pct
CUDD, Jason	6	8	.750
SILVA, Chris	138	186	.742
HINSON, Evan	11	15	.733
HAASE, Felipe	18	25	.720
BOOKER, Frank	43	60	.717
BEATTY, David	15	21	.714
MINAYA, Justin	29	43	.674
GRAVETT, Hassani	33	49	.673
MYERS, Wesley	39	63	.619
HOLDEN, Kory	6	11	.545
KOTSAR, Maik	26	50	.520
FAMOUKE DOUMBIA, I.	1	2	.500

Scoring Average	G	Pts	Avg/G
SILVA, Chris	21	309	14.7
BOOKER, Frank	21	230	11.0
KOTSAR, Maik	21	178	8.5
MINAYA, Justin	21	176	8.4
MYERS, Wesley	21	165	7.9
GRAVETT, Hassani	18	129	7.2
HAASE, Felipe	21	124	5.9
BEATTY, David	19	80	4.2
HINSON, Evan	11	38	3.5
HOLDEN, Kory	11	36	3.3
CUDD, Jason	14	14	1.0
FAMOUKE DOUMBIA, I.	10	5	0.5

Field Goal Attempts	G	Att	Att/G
SILVA, Chris	21	168	8.0
BOOKER, Frank	21	164	7.8
KOTSAR, Maik	21	160	7.6
MINAYA, Justin	21	160	7.6
MYERS, Wesley	21	132	6.3

Field Goals Made	G	Made	Made/G
SILVA, Chris	21	83	4.0
KOTSAR, Maik	21	74	3.5
BOOKER, Frank	21	70	3.3
MINAYA, Justin	21	60	2.9
MYERS, Wesley	21	54	2.6

3-Point FG Attempts	G	Att	Att/G
BOOKER, Frank	21	119	5.7
MINAYA, Justin	21	71	3.4
HAASE, Felipe	21	59	2.8
GRAVETT, Hassani	18	53	2.9
MYERS, Wesley	21	46	2.2

3-Point FG Made	G	Made	Made/G
BOOKER, Frank	21	47	2.2
MINAYA, Justin	21	27	1.3
MYERS, Wesley	21	18	0.9
HAASE, Felipe	21	16	0.8
GRAVETT, Hassani	18	14	0.8

Free Throw Attempts	G	Att	Att/G
SILVA, Chris	21	186	8.9
MYERS, Wesley	21	63	3.0
BOOKER, Frank	21	60	2.9
KOTSAR, Maik	21	50	2.4
GRAVETT, Hassani	18	49	2.7

Free Throws Made	G	Made	Made/G
SILVA, Chris	21	138	6.6
BOOKER, Frank	21	43	2.0
MYERS, Wesley	21	39	1.9
GRAVETT, Hassani	18	33	1.8
MINAYA, Justin	21	29	1.4



2017-18 South Carolina Basketball
South Carolina Category Leaders (as of Jan 30, 2018)
All games

Rebounds	G	Reb	Reb/G
SILVA, Chris	21	165	7.9
KOTSAR, Maik	21	103	4.9
HAASE, Felipe	21	93	4.4
MINAYA, Justin	21	89	4.2
BOOKER, Frank	21	68	3.2

Rebound Average	G	Reb	Avg/G
SILVA, Chris	21	165	7.9
KOTSAR, Maik	21	103	4.9
HAASE, Felipe	21	93	4.4
MINAYA, Justin	21	89	4.2
GRAVETT, Hassani	18	62	3.4

Offensive Rebounds	G	No.	Avg/G
SILVA, Chris	21	62	3.0
KOTSAR, Maik	21	37	1.8
MINAYA, Justin	21	37	1.8
HAASE, Felipe	21	18	0.9
BOOKER, Frank	21	13	0.6

Defensive Rebounds	G	No.	Avg/G
SILVA, Chris	21	103	4.9
HAASE, Felipe	21	75	3.6
KOTSAR, Maik	21	66	3.1
BOOKER, Frank	21	55	2.6
GRAVETT, Hassani	18	52	2.9
MINAYA, Justin	21	52	2.5

Fouls	G	No.	Per/G
SILVA, Chris	21	73	3.5
KOTSAR, Maik	21	62	3.0
MYERS, Wesley	21	45	2.1
MINAYA, Justin	21	43	2.0
BOOKER, Frank	21	39	1.9

Foulsouts	G	No.
SILVA, Chris	21	3
KOTSAR, Maik	21	3
MYERS, Wesley	21	2
BOOKER, Frank	21	1
HAASE, Felipe	21	1
BEATTY, David	19	1

Assists	G	No.	Ast/G
GRAVETT, Hassani	18	61	3.4
MYERS, Wesley	21	39	1.9
KOTSAR, Maik	21	36	1.7
MINAYA, Justin	21	28	1.3
BOOKER, Frank	21	22	1.0

Steals	G	No.	Stl/G
KOTSAR, Maik	21	25	1.2
BOOKER, Frank	21	24	1.1
SILVA, Chris	21	14	0.7
MINAYA, Justin	21	12	0.6
MYERS, Wesley	21	11	0.5

Blocked Shots	G	No.	Blk/G
SILVA, Chris	21	24	1.1
KOTSAR, Maik	21	14	0.7
MINAYA, Justin	21	6	0.3
BOOKER, Frank	21	4	0.2
HAASE, Felipe	21	4	0.2

Minutes	G	No.	Min/G
KOTSAR, Maik	21	575	27.4
MINAYA, Justin	21	551	26.2
BOOKER, Frank	21	534	25.4
SILVA, Chris	21	526	25.0
MYERS, Wesley	21	466	22.2

Turnovers	G	No.	TO/G
SILVA, Chris	21	50	2.4
KOTSAR, Maik	21	36	1.7
GRAVETT, Hassani	18	33	1.8
MYERS, Wesley	21	31	1.5
MINAYA, Justin	21	28	1.3



2017-18 South Carolina Basketball
South Carolina Team High/Low Analysis (as of Jan 30, 2018)
All games

South Carolina - TEAM GAME HIGHS

POINTS	80	COASTAL CAROLINA (12/9/17)
	80	WYOMING (12/6/17)
	80	vs UTEP (11/17/17)
	79	vs Western Michigan (11/19/17)
	78	at FIU (11/27/17)
	78	WESTERN MICHIGAN (11/13/17)
FIELD GOALS MADE	32	at FIU (11/27/17)
	28	WYOMING (12/6/17)
	28	UMASS (12/2/17)
FIELD GOAL ATTEMPTS	68	LIMESTONE (12/27/17)
	62	WYOMING (12/6/17)
FIELD GOAL PERCENTAGE	.525 (32-61)	at FIU (11/27/17)
	.509 (28-55)	UMASS (12/2/17)
3 PT FIELD GOALS MADE	11	at Florida (1/24/18)
	11	at Wofford (11/10/17)
3 PT FG ATTEMPTS	32	vs Illinois State (11/16/17)
	26	NO. 14/14 TEXAS TECH (1/27/18)
3 PT FG PERCENTAGE	.524 (11-21)	at Florida (1/24/18)
	.478 (11-23)	at Wofford (11/10/17)
FREE THROWS MADE	26	at Georgia (01/13/18)
	25	NO. 18/16 KENTUCKY (1/16/18)
	25	VANDERBILT (1/6/18)
FREE THROW ATTEMPTS	39	VANDERBILT (1/6/18)
	38	NO. 18/16 KENTUCKY (1/16/18)
FREE THROW PERCENTAGE	.833 (10-12)	vs TEMPLE (11/30/17)
	.818 (18-22)	at Florida (1/24/18)
REBOUNDS	52	LIMESTONE (12/27/17)
	46	at Georgia (01/13/18)
	46	WESTERN MICHIGAN (11/13/17)
ASSISTS	22	at FIU (11/27/17)
	19	vs UTEP (11/17/17)
STEALS	11	UMASS (12/2/17)
	8	at FIU (11/27/17)
	8	vs Western Michigan (11/19/17)
	8	vs UTEP (11/17/17)
BLOCKED SHOTS	8	MISSOURI (1/3/18)
	4	at Florida (1/24/18)
	4	VANDERBILT (1/6/18)
	4	at Ole Miss (12/31/17)
	4	LIMESTONE (12/27/17)
	4	at Clemson (12/19/17)
	4	COASTAL CAROLINA (12/9/17)
	4	WYOMING (12/6/17)
	4	vs TEMPLE (11/30/17)
	4	vs Illinois State (11/16/17)
TURNOVERS	19	at FIU (11/27/17)
	17	WYOMING (12/6/17)
	17	vs TEMPLE (11/30/17)
	17	vs UTEP (11/17/17)
FOULS	32	vs Illinois State (11/16/17)
	27	NO. 14/14 TEXAS TECH (1/27/18)
	27	NO. 18/16 KENTUCKY (1/16/18)



2017-18 South Carolina Basketball
South Carolina High/Low Analysis (as of Jan 30, 2018)
All games

Opponent - GAME HIGHS

POINTS	79	MISSOURI (1/3/18)
	78	COASTAL CAROLINA (12/9/17)
	76	at Alabama (1/9/18)
	76	vs TEMPLE (11/30/17)
	74	at Ole Miss (12/31/17)
FIELD GOALS MADE	30	at Alabama (1/9/18)
	29	COASTAL CAROLINA (12/9/17)
	29	vs TEMPLE (11/30/17)
FIELD GOAL ATTEMPTS	63	COASTAL CAROLINA (12/9/17)
	60	vs TEMPLE (11/30/17)
FIELD GOAL PERCENTAGE	.588 (30-51)	at Alabama (1/9/18)
	.575 (23-40)	NO. 21/21 TENNESSEE (1/20/18)
3 PT FIELD GOALS MADE	14	MISSOURI (1/3/18)
	12	UMASS (12/2/17)
3 PT FG ATTEMPTS	29	VANDERBILT (1/6/18)
	26	UMASS (12/2/17)
3 PT FG PERCENTAGE	.583 (14-24)	MISSOURI (1/3/18)
	.462 (12-26)	UMASS (12/2/17)
FREE THROWS MADE	28	vs Illinois State (11/16/17)
	26	at Ole Miss (12/31/17)
FREE THROW ATTEMPTS	39	vs Illinois State (11/16/17)
	36	NO. 18/16 KENTUCKY (1/16/18)
FREE THROW PERCENTAGE	.821 (23-28)	NO. 14/14 TEXAS TECH (1/27/18)
	.800 (4-5)	UMASS (12/2/17)
REBOUNDS	42	at Georgia (01/13/18)
	42	vs Illinois State (11/16/17)
ASSISTS	18	at Alabama (1/9/18)
	17	COASTAL CAROLINA (12/9/17)
STEALS	12	vs TEMPLE (11/30/17)
	10	at FIU (11/27/17)
	10	WESTERN MICHIGAN (11/13/17)
BLOCKED SHOTS	9	at Georgia (01/13/18)
	8	MISSOURI (1/3/18)
	8	at Clemson (12/19/17)
	8	vs TEMPLE (11/30/17)
TURNOVERS	23	vs UTEP (11/17/17)
	22	vs Western Michigan (11/19/17)
FOULS	32	NO. 18/16 KENTUCKY (1/16/18)
	31	VANDERBILT (1/6/18)



2017-18 South Carolina Basketball
South Carolina High/Low Analysis (as of Jan 30, 2018)
All games

South Carolina - GAME LOWS

POINTS	48	at Clemson (12/19/17)
	60	vs TEMPLE (11/30/17)
	62	at Alabama (1/9/18)
	63	NO. 21/21 TENNESSEE (1/20/18)
	63	NO. 14/14 TEXAS TECH (1/27/18)
FIELD GOALS MADE	16	at Georgia (01/13/18)
	18	vs Illinois State (11/16/17)
	18	NO. 21/21 TENNESSEE (1/20/18)
FIELD GOAL ATTEMPTS	49	NO. 21/21 TENNESSEE (1/20/18)
	51	NO. 14/14 TEXAS TECH (1/27/18)
FIELD GOAL PERCENTAGE	.271 (16-59)	at Georgia (01/13/18)
	.295 (18-61)	vs Illinois State (11/16/17)
3 PT FIELD GOALS MADE	2	at Clemson (12/19/17)
	3	UMASS (12/2/17)
3 PT FG ATTEMPTS	14	VANDERBILT (1/6/18)
	15	UMASS (12/2/17)
	15	at Alabama (1/9/18)
3 PT FG PERCENTAGE	.125 (2-16)	at Clemson (12/19/17)
	.192 (5-26)	NO. 14/14 TEXAS TECH (1/27/18)
FREE THROWS MADE	6	at FIU (11/27/17)
	8	at Clemson (12/19/17)
FREE THROW ATTEMPTS	10	at Clemson (12/19/17)
	12	at FIU (11/27/17)
	12	vs TEMPLE (11/30/17)
FREE THROW PERCENTAGE	.500 (6-12)	at FIU (11/27/17)
	.552 (16-29)	WYOMING (12/6/17)
REBOUNDS	28	at Alabama (1/9/18)
	31	COASTAL CAROLINA (12/9/17)
	31	at Clemson (12/19/17)
	31	NO. 21/21 TENNESSEE (1/20/18)
ASSISTS	3	at Clemson (12/19/17)
	8	MISSOURI (1/3/18)
	8	VANDERBILT (1/6/18)
	8	at Alabama (1/9/18)
STEALS	2	at Ole Miss (12/31/17)
	3	vs Illinois State (11/16/17)
	3	at Clemson (12/19/17)
	3	LIMESTONE (12/27/17)
	3	at Alabama (1/9/18)
	3	at Georgia (01/13/18)
BLOCKED SHOTS	0	NO. 14/14 TEXAS TECH (1/27/18)
	1	UMASS (12/2/17)
	1	NO. 18/16 KENTUCKY (1/16/18)
	1	NO. 21/21 TENNESSEE (1/20/18)
TURNOVERS	7	at Georgia (01/13/18)
	9	NO. 18/16 KENTUCKY (1/16/18)
FOULS	12	UMASS (12/2/17)
	13	COASTAL CAROLINA (12/9/17)



2017-18 South Carolina Basketball
South Carolina High/Low Analysis (as of Jan 30, 2018)
All games

Opponent - GAME LOWS

POINTS	45	LIMESTONE (12/27/17)
	52	at Wofford (11/10/17)
	56	vs UTEP (11/17/17)
	57	at Georgia (01/13/18)
	60	WESTERN MICHIGAN (11/13/17)
	60	VANDERBILT (1/6/18)
FIELD GOALS MADE	13	LIMESTONE (12/27/17)
	17	at Wofford (11/10/17)
FIELD GOAL ATTEMPTS	40	NO. 21/21 TENNESSEE (1/20/18)
	44	vs Western Michigan (11/19/17)
FIELD GOAL PERCENTAGE	.250 (13-52)	LIMESTONE (12/27/17)
	.339 (19-56)	WYOMING (12/6/17)
3 PT FIELD GOALS MADE	1	NO. 18/16 KENTUCKY (1/16/18)
	3	at Georgia (01/13/18)
3 PT FG ATTEMPTS	11	NO. 18/16 KENTUCKY (1/16/18)
	11	NO. 21/21 TENNESSEE (1/20/18)
3 PT FG PERCENTAGE	.091 (1-11)	NO. 18/16 KENTUCKY (1/16/18)
	.235 (4-17)	at FIU (11/27/17)
	.235 (4-17)	vs TEMPLE (11/30/17)
FREE THROWS MADE	4	UMASS (12/2/17)
	9	at Alabama (1/9/18)
FREE THROW ATTEMPTS	5	UMASS (12/2/17)
	13	COASTAL CAROLINA (12/9/17)
FREE THROW PERCENTAGE	.448 (13-29)	LIMESTONE (12/27/17)
	.520 (13-25)	WESTERN MICHIGAN (11/13/17)
REBOUNDS	25	at FIU (11/27/17)
	25	NO. 21/21 TENNESSEE (1/20/18)
ASSISTS	4	LIMESTONE (12/27/17)
	7	at Wofford (11/10/17)
	7	NO. 18/16 KENTUCKY (1/16/18)
STEALS	3	at Wofford (11/10/17)
	3	UMASS (12/2/17)
BLOCKED SHOTS	0	at Wofford (11/10/17)
	0	UMASS (12/2/17)
TURNOVERS	8	at Ole Miss (12/31/17)
	11	WESTERN MICHIGAN (11/13/17)
FOULS	9	at Clemson (12/19/17)
	13	vs TEMPLE (11/30/17)



2017-18 South Carolina Basketball
 South Carolina Player High/Low Analysis (as of Jan 30, 2018)
 All games

South Carolina - I N D I V I D U A L G A M E H I G H S

Points	27		SILVA, Chris vs No. 18/16 Kentucky (1/16/18)
	27		SILVA, Chris vs Vanderbilt (1/6/18)
	26		SILVA, Chris at FIU (11/27/17)
	22		MYERS, Wesley at Florida (1/24/18)
	21		SILVA, Chris at Ole Miss (12/31/17)
	21		BOOKER, Frank at Ole Miss (12/31/17)
Field Goals Made	10		SILVA, Chris at FIU (11/27/17)
	9		SILVA, Chris vs No. 18/16 Kentucky (1/16/18)
	9		SILVA, Chris vs Vanderbilt (1/6/18)
Field Goal Att.	17		SILVA, Chris vs No. 18/16 Kentucky (1/16/18)
	15		MYERS, Wesley at Florida (1/24/18)
	15		SILVA, Chris vs Vanderbilt (1/6/18)
FG Pct (min 5 made)	.857	(6-7)	SILVA, Chris vs UMass (12/2/17)
	.769	(10-13)	SILVA, Chris at FIU (11/27/17)
3-Point FG Made	6		BOOKER, Frank at Ole Miss (12/31/17)
	5		MYERS, Wesley at Florida (1/24/18)
	5		BOOKER, Frank vs Limestone (12/27/17)
3-Point FG Att.	10		BOOKER, Frank at Ole Miss (12/31/17)
	10		GRAVETT, Hassani vs Illinois State (11/16/17)
	10		BOOKER, Frank vs Illinois State (11/16/17)
3-Pt FG Pct (min 2 made)	1.000	(3-3)	GRAVETT, Hassani vs Western Michigan (11/13/17)
	1.000	(2-2)	HAASE, Felipe vs Missouri (1/3/18)
	1.000	(2-2)	KOTSAR, Maik vs TEMPLE (11/30/17)
Free Throws Made	11		SILVA, Chris at Ole Miss (12/31/17)
	10		SILVA, Chris vs Coastal Carolina (12/9/17)
	10		SILVA, Chris vs Illinois State (11/16/17)
Free Throw Att.	14		SILVA, Chris at Ole Miss (12/31/17)
	14		SILVA, Chris vs Wyoming (12/6/17)
	14		SILVA, Chris vs Illinois State (11/16/17)
FT Pct (min 3 made)	1.000	(4-4)	BOOKER, Frank at Florida (1/24/18)
	1.000	(4-4)	MINAYA, Justin vs No. 21/21 Tennessee (1/20/18)
	1.000	(4-4)	SILVA, Chris vs Limestone (12/27/17)
	1.000	(4-4)	SILVA, Chris at Clemson (12/19/17)
	1.000	(4-4)	MINAYA, Justin vs TEMPLE (11/30/17)
	1.000	(4-4)	GRAVETT, Hassani vs Western Michigan (11/13/17)
	1.000	(3-3)	BOOKER, Frank at Alabama (1/9/18)
	1.000	(3-3)	KOTSAR, Maik vs Missouri (1/3/18)
Rebounds	13		SILVA, Chris at Ole Miss (12/31/17)
	12		SILVA, Chris at Florida (1/24/18)
Assists	9		GRAVETT, Hassani vs UTEP (11/17/17)
	7		GRAVETT, Hassani at FIU (11/27/17)
Steals	4		MYERS, Wesley at Florida (1/24/18)
	3		KOTSAR, Maik vs No. 18/16 Kentucky (1/16/18)
	3		BOOKER, Frank vs No. 18/16 Kentucky (1/16/18)
	3		BOOKER, Frank vs Vanderbilt (1/6/18)
	3		BOOKER, Frank vs Wyoming (12/6/17)
	3		KOTSAR, Maik vs UMass (12/2/17)
	3		GRAVETT, Hassani vs UMass (12/2/17)
	3		KOTSAR, Maik at FIU (11/27/17)
	3		BOOKER, Frank at FIU (11/27/17)
Blocked Shots	3		KOTSAR, Maik vs Missouri (1/3/18)
	3		SILVA, Chris vs Coastal Carolina (12/9/17)
	3		SILVA, Chris vs Illinois State (11/16/17)

Turnovers	6	BEATTY, David vs Vanderbilt (1/6/18)
	6	SILVA, Chris vs TEMPLE (11/30/17)
Fouls	5	MYERS, Wesley vs No. 14/14 Texas Tech (1/27/18)
	5	SILVA, Chris vs No. 14/14 Texas Tech (1/27/18)
	5	BOOKER, Frank vs No. 14/14 Texas Tech (1/27/18)
	5	KOTSAR, Maik vs No. 21/21 Tennessee (1/20/18)
	5	HAASE, Felipe vs No. 18/16 Kentucky (1/16/18)
	5	KOTSAR, Maik at Georgia (01/13/18)
	5	SILVA, Chris at Alabama (1/9/18)
	5	MYERS, Wesley vs Missouri (1/3/18)
	5	BEATTY, David vs Illinois State (11/16/17)
	5	SILVA, Chris vs Illinois State (11/16/17)
	5	KOTSAR, Maik vs Illinois State (11/16/17)
Minutes	37	MINAYA, Justin vs No. 21/21 Tennessee (1/20/18)
	36	MINAYA, Justin at FIU (11/27/17)
	35	SILVA, Chris vs No. 18/16 Kentucky (1/16/18)
	35	SILVA, Chris at Georgia (01/13/18)
	35	SILVA, Chris vs Coastal Carolina (12/9/17)



2017-18 South Carolina Basketball
South Carolina Opponent High/Low Analysis (as of Jan 30, 2018)
All games

OPPONENT INDIVIDUAL GAME HIGHS

Points	31		Evans, Keenan vs No. 14/14 Texas Tech (1/27/18)
	25		Turner, Lamonte vs No. 21/21 Tennessee (1/20/18)
	25		MATEN, Yante at Georgia (01/13/18)
	25		REED, Marcquise at Clemson (12/19/17)
	25		PIPKINS, Luwane vs UMass (12/2/17)
Field Goals Made	10		PIPKINS, Luwane vs UMass (12/2/17)
	10		ROSE,QUINTON vs TEMPLE (11/30/17)
Field Goal Att.	20		PIPKINS, Luwane vs UMass (12/2/17)
	18		LOCKETT, Eric at FIU (11/27/17)
FG Pct (min 5 made)	1.000	(5-5)	Walker, Derrick vs No. 21/21 Tennessee (1/20/18)
	1.000	(5-5)	Giddens, Daniel at Alabama (1/9/18)
3-Point FG Made	5		PORTER, Jontay vs Missouri (1/3/18)
	5		REED, Marcquise at Clemson (12/19/17)
3-Point FG Att.	14		Kenny Hairston vs Limestone (12/27/17)
	11		PIPKINS, Luwane vs UMass (12/2/17)
3-Pt FG Pct (min 2 made)	1.000	(3-3)	Turner, Lamonte vs No. 21/21 Tennessee (1/20/18)
	1.000	(2-2)	Matthew Pegram at Wofford (11/10/17)
Free Throws Made	14		Yarbrough, Milik vs Illinois State (11/16/17)
	13		Evans, Keenan vs No. 14/14 Texas Tech (1/27/18)
Free Throw Att.	17		Yarbrough, Milik vs Illinois State (11/16/17)
	14		Burnett,Deandre at Ole Miss (12/31/17)
	14		JAMES, Justin vs Wyoming (12/6/17)
FT Pct (min 3 made)	1.000	(13-13)	Evans, Keenan vs No. 14/14 Texas Tech (1/27/18)
	1.000	(10-10)	Turner, Lamonte vs No. 21/21 Tennessee (1/20/18)
	1.000	(6-6)	Chiozza, Chris at Florida (1/24/18)
	1.000	(4-4)	PARKER, Juwan at Georgia (01/13/18)
	1.000	(4-4)	PORTER, Jontay vs Missouri (1/3/18)
	1.000	(4-4)	Crawford,Markel at Ole Miss (12/31/17)
	1.000	(4-4)	Matthew Pegram at Wofford (11/10/17)
	1.000	(3-3)	Koulechov, Egor at Florida (1/24/18)
	1.000	(3-3)	BARNETT, Jordan vs Missouri (1/3/18)
	1.000	(3-3)	ENECHIONYIA,OBI vs TEMPLE (11/30/17)
Rebounds	12		Donovan Harris vs Limestone (12/27/17)
	12		JAMES, Justin vs Wyoming (12/6/17)
Assists	8		Chiozza, Chris at Florida (1/24/18)
	8		ANDERSON, C.J. vs UMass (12/2/17)
Steals	6		WILDER, Thomas vs Western Michigan (11/13/17)
	4		Jones, Herbert at Alabama (1/9/18)
Blocked Shots	6		ENECHIONYIA,OBI vs TEMPLE (11/30/17)
	5		THOMAS, Elijah at Clemson (12/19/17)
Turnovers	10		WILDER, Thomas vs Western Michigan (11/19/17)
	6		Gilgeous-Alexander vs No. 18/16 Kentucky (1/16/18)
	6		Yarbrough, Milik vs Illinois State (11/16/17)
Fouls	5		Richards, Nick vs No. 18/16 Kentucky (1/16/18)
	5		Diallo, Hamidou vs No. 18/16 Kentucky (1/16/18)
	5		Gabriel, Wenyen vs No. 18/16 Kentucky (1/16/18)
	5		HARRIS, Jordan at Georgia (01/13/18)
	5		LEE, Saben vs Vanderbilt (1/6/18)
	5		LACHANCE, Riley vs Vanderbilt (1/6/18)
	5		BAPTISTE, Djery vs Vanderbilt (1/6/18)
	5		PORTER, Jontay vs Missouri (1/3/18)
	5		TILMON, Jeremiah vs Missouri (1/3/18)
	5		Davis, Terence at Ole Miss (12/31/17)

5	Coleman, Josh vs Coastal Carolina (12/9/17)
5	MILLER, Rayshawn vs UMass (12/2/17)
5	HOLLOWAY, Rashaan vs UMass (12/2/17)
5	SMITH, Tirus vs UTEP (11/17/17)
5	Bruninga, Taylor vs Illinois State (11/16/17)
5	JOHNSON, Brandon vs Western Michigan (11/13/17)
5	DAVIS, Josh vs Western Michigan (11/13/17)
5	IKONGSHUL, Adida vs Western Michigan (11/13/17)