

Wins & Losses

WINS
Season: 10 (1984)

LOSSES
Season: 11 (1999)

TIES
Season: 2, 9 times (last: 1991)

CONSECUTIVE WINS
Season: 9 (1984)
All-Time: 9 (1984)

CONSECUTIVE LOSSES
Season: 11 (1999)
All-Time: 21 (10 in 1998, 11 in 1999)

SHUTOUS
Season: 7 (1903)

TIMES SHUT OUT
Season: 4 (1911)

CONSECUTIVE SEC WINS
Season: 5 (2005)

CONSECUTIVE SEC LOSSES
Season: 8 (1998 and 1999)
All-Time: 18 (2 in 1997, 8 in 1998, 8 in 1999)

CONSECUTIVE GAMES WITHOUT BEING SHUT OUT
All-Time: 82 (10/3/81-10/8/88)

CONSECUTIVE SHUTOUS
Season: 4 (1910, 1947)

CONSECUTIVE GAMES SHUTOUT
Season: 4 (1911)

ROAD WINNING STREAK
Season: 4 (1929)

SEC ROAD WINNING STREAK
Season: 3 (2001, 2004, 2006)
All-Time: 5 (10/29/05-10/21/06)

HIGHEST-RANKED OPPONENT DEFEATED
Season: North Carolina (No. 3 AP), 31-13 (10/24/81)

Scoring

POINTS
Game: 89, vs. Welsh Neck (10/6/1903)
Season: 401 (1995)

TOUCHDOWNS
Game: 11, vs. Kent State (10/7/95)
Season: 54 (1995)

FIELD GOALS
Game: 5, vs. West Virginia (11/22/90)
Season: 25 (1987*)

FIELD GOALS ATTEMPTED
Game: 6, vs. Virginia Tech (10/8/88)
6, vs. Virginia (11/7/59)
Season: 32 (1987*)

PAT KICKING
Game: 11, vs. Kent (10/7/95)
Season: 45 (1984*)

TWO-POINT CONVERSIONS
Game: 4, vs. Virginia (11/7/59)
Season: 13 (1959)

Offense

PLAYS
Game: 101, vs. Clemson (64 rush, 37 pass) (11/23/68)

TOTAL OFFENSE
Game: 656, vs. Vanderbilt (10/20/01)
(356 rush, 300 pass)
Season: 5,135 (1,876 rush, 3,259 pass) (2006*)

FIRST DOWNS
Game: 34 vs. Vanderbilt (10/20/01)
Season: 270 (2006*)

FUMBLES
Game: 9, vs. North Carolina (10/10/70)
Season: 48 (1984*)

FUMBLES LOST
Game: 5, vs. Virginia (9/7/02)
Season: 25 (1984*)

PENALTIES
Game: 18, vs. Richmond (9/11/82)
18, vs. Florida State (11/9/85)
Season: 98 (1982 & 1985)

YARDS PENALIZED
Game: 231, vs. Richmond (9/11/82)
Season: 986 (1982)

Rushing

ATTEMPTS
Game: 81, vs. Duke (9/22/79)
Season: 692 (1979*)

NET YARDS GAINED
Game: 474, vs. Presbyterian (11/20/37)
Season: 3,397 (1980)

TOUCHDOWNS
Game: 8, vs. Wichita State (9/13/80)
Season: 35 (1980*)

Passing

ATTEMPTS
Game: 61, vs. East Carolina (10/8/94)
Season: 452 (2008*)

COMPLETIONS
Game: 40, vs. Mississippi State (10/14/95)
Season: 282 (1995)

COMPLETION PERCENTAGE
Game: .941 (16-17), vs. North Carolina (10/24/81)
Season: .671 (282-420), (1995)

YARDS GAINED
Game: 490 vs. Mississippi State (10/14/95)
Season: 3,373 (1995)

TOUCHDOWNS
Game: 6, vs. Kent State (10/7/95)
Season: 32 (1995)

Defense

FEWEST OPPONENT TOTAL YARDS
Game: 8, Clemson (8 rush, 0 pass), (10/21/43)
36, NC State (-13 rush, 49 pass), (10/13/87)
Season: 2,000 (1956)

FEWEST OPPONENT YARDS RUSHING
Game: -39, Pacific (9/6/80)
Season: 1,158 (1987*)

FEWEST OPPONENT YARDS PASSING
Game: 0, several times, Last: Georgia Tech (9/14/76)
Season: 476 (1956)

INTERCEPTIONS
Game: 7, vs. Florida State (11/10/84)
Season: 23 (1981, 1984*, 1987*)

YARDS INTERCEPTION RETURNS
Game: 191, vs. Clemson (4 INTs), (10/24/29)
Season: 344 (23 INTs), (1984*)

QUARTERBACK SACKS (Since 1990)
Season: 32 (2005)

QUARTERBACK SACK YARDAGE (Since 1990)
Season: 207 (2008*)

SAFETIES SCORED BY SOUTH CAROLINA
Game: 1, several times, Last: vs. Tennessee (10/30/04)
Season: 2, (2004)

SAFETIES SCORED BY OPPONENTS
Game: 2, by Clemson (10/24/35)
Season: 2 (1935, 2005 and 2006)

FEWEST POINTS ALLOWED PER GAME
Season: 1.3 (1907)
6.7 (1955)

*- Includes Bowl Game

Single Game Scoring

MOST POINTS COMBINED

1.	104	Oct. 14, 1995 at Mississippi St. (65-39)
2.	98	Oct. 8, 1994 vs. East Carolina (42-56)
3.	91	Nov. 3, 1973 vs. NC State (35-56)
91		Oct. 7, 1995 vs. Kent State (77-14)
5.	89	Oct. 6, 1903 vs. Welsh Neck (89-0)
89		Sept. 16, 1995 vs. Louisiana Tech (68-21)
7.	86	Oct. 31, 1970 at UGA (34-52)
8.	84	Nov. 3, 2007 at Arkansas (36-48)
9.	83	Nov. 1, 2003 at Ole Miss (40-43)
10.	82	Nov. 6, 1982 vs. Florida State (26-56)
82		Nov. 10, 2007 vs. Florida (31-51)

MOST POINTS SCORED

1.	89	Oct. 6, 1903 vs. Welsh Neck (89-0)
2.	80	Nov. 28, 1902 vs. Charleston M.C. (80-0)
3.	77	Oct. 7, 1995 vs. Kent State (77-14)
4.	73	Sept. 13, 1980 vs. Wichita State (73-0)
5.	68	Oct. 26, 1912 vs. Charleston (68-0)
68		Nov. 6, 1915 vs. Cumberland (68-0)
68		Sept. 16, 1995 vs. Louisiana Tech (68-21)
8.	66	Nov. 16, 1912 vs. Porter (66-0)
9.	65	Oct. 14, 1995 at Mississippi State (65-39)
10.	64	Nov. 20, 1937 vs. Presbyterian (64-0)

MOST POINTS ALLOWED

1.	63	Nov. 13, 1920 at Navy (0-63)
63		Nov. 11, 1995 vs. Florida (7-63)
63		Nov. 22, 2003 vs. Clemson (17-63)
4.	61	Nov. 20, 1915 at Georgetown (0-61)
5.	60	Sept. 22, 1945 at Duke (0-60)
6.	59	Oct. 16, 1909 at Georgia Tech (0-59)
59		Nov. 5, 1988 vs. Florida St. (0-59)
8.	56	Nov. 3, 1973 vs. NC State (35-56)
56		Nov. 6, 1982 vs. Florida St. (26-56)
56		Nov. 9, 1985 at Florida St. (14-56)
56		Oct. 8, 1994 vs. East Carolina (42-56)
56		Oct. 28, 1995 at Tennessee (21-56)
56		Nov. 15, 2008 at Florida (6-56)

LARGEST MARGIN VICTORY

1.	89	Oct. 6, 1903 vs. Welsh Neck (89-0)
2.	80	Nov. 28, 1902 vs. Charleston M.C. (80-0)
3.	73	Sept. 13, 1980 vs. Wichita St. (73-0)
4.	68	Oct. 26, 1912 vs. Charleston (68-0)
68		Nov. 6, 1915 vs. Cumberland (68-0)
6.	66	Nov. 16, 1912 vs. Porter (66-0)
7.	64	Nov. 20, 1937 vs. Presbyterian (64-0)
8.	63	Oct. 7, 1995 vs. Kent (77-14)
9.	60	Oct. 21, 1902 vs. N.C.M.A. (60-0)
10.	53	Sept. 19, 1931 vs. Erskine (53-0)

LARGEST MARGIN DEFEAT

1.	63	Nov. 13, 1920 at Navy (0-63)
2.	61	Nov. 20, 1915 at Georgetown (0-61)
3.	60	Sept. 22, 1945 at Duke (0-60)
4.	59	Oct. 16, 1909 at Georgia Tech (0-59)
59		Nov. 5, 1988 vs. Florida St. (0-59)
6.	56	Nov. 11, 1995 vs. Florida (7-63)
7.	55	Oct. 13, 1945 at Alabama (0-55)
8.	54	Oct. 4, 1914 at Virginia (0-54)
54		Dec. 7, 1929 at Tennessee (0-54)
9.	53	Nov. 12, 1910 at Davidson (0-53)
10.	52	Oct. 30, 1993 at Tennessee (3-55)

Attendance Records

LARGEST HOME CROWDS

Attend.	Opponent	Score	Date
85,000	Clemson	20-15	Nov. 17, 2001
84,900	Florida	17-54	Nov. 10, 2001
84,300	Georgia	16-20	Sept. 11, 2004
84,227	Georgia	7-13	Sept. 14, 2002
84,200	Tennessee	14-17	Oct. 28, 2000
84,100	Alabama	37-36	Sept. 29, 2001
83,987	Clemson	17-63	Nov. 22, 2003
83,918	Tennessee	10-18	Nov. 2, 2002
83,717	New Mexico St.	34-24	Aug. 31, 2002
83,704	Georgia	7-14	Sept. 13, 2008
83,700	Clemson	21-47	Nov. 21, 1997
83,605	Georgia	21-10	Sept. 9, 2000
83,523	Clemson	21-31	Nov. 20, 1999
83,421	Florida	30-22	Nov. 12, 2005
83,411	Georgia	3-17	Sept. 5, 1998
83,368	Clemson	9-13	Nov. 19, 2005
83,104	Vanderbilt	46-14	Oct. 20, 2001
83,065	Georgia	21-10	Sept. 9, 2000
83,019	Boise State	32-13	Sept. 1, 2001
82,968	Alabama	14-37	Sept. 17, 2005
82,950	Georgia	23-14	Sept. 14, 1996
82,808	Tennessee	14-31	Nov. 2, 1996
82,753	UCF	24-15	Sept. 1, 2005
82,605	East Carolina	3-21	Sept. 18, 1999
82,525	LSU	7-33	Oct. 18, 2003
82,513	Georgia	0-18	Sept. 9, 2006
82,477	LSU	17-24	Oct. 18, 2008
82,410	Clemson	21-23	Nov. 24, 2007
82,227	La.-Lafayette	14-7	Aug. 30, 2003
82,011	Tennessee	24-31	Oct. 28, 2006
81,935	Arkansas	27-7	Oct. 14, 2000
81,908	Central Florida	33-31	Sept. 6, 1997

LARGEST ROAD CROWDS

Attend.	Opponent	Score	Date
107,881	Tennessee	20-23	Sept. 27, 2003
107,716	Tennessee	16-15	Oct. 29, 2005
107,530	Tennessee	10-17	Oct. 27, 2001
106,301	Tennessee	7-22	Nov. 1, 1997
105,962	Tennessee	24-27	Oct. 27, 2007
105,941	Tennessee	7-30	Oct. 30, 1999
104,213	Michigan	17-14	Sept. 27, 1980
95,426	Tennessee	21-56	Oct. 28, 1995
94,791	Tennessee	3-55	Oct. 30, 1993
92,746	Georgia	16-12	Sept. 8, 2007
92,530	LSU	16-28	Sept. 22, 2007
92,476	Georgia	15-17	Sept. 10, 2005
92,058	Georgia	7-31	Sept. 13, 2003
91,340	LSU	14-38	Oct. 19, 2002
90,703	Florida	16-17	Nov. 11, 2006
90,646	Florida	6-56	Nov. 15, 2008
90,294	Florida	14-48	Nov. 13, 2004
87,451	Auburn	7-48	Oct. 1, 2005
86,520	Georgia	14-9	Sept. 8, 2001
86,117	Georgia	9-24	Sept. 13, 1997
86,117	Georgia	15-31	Sept. 6, 1999
86,117	Georgia	23-42	Sept. 2, 1995
85,718	Florida	21-41	Nov. 11, 2000
85,701	Florida	25-52	Nov. 16, 1996
85,526	Florida	14-33	Nov. 14, 1998
85,500	Clemson	14-16	Nov. 20, 2000
85,222	Florida	7-28	Nov. 16, 2002
85,028	Florida	17-48	Nov. 12, 1994
85,000	Clemson	33-7	Nov. 19, 1994
85,000	Clemson	14-16	Nov. 18, 2000
84,912	Georgia	23-21	Sept. 4, 1993

Carolina Milestones

First Game: Dec. 24, 1892 vs. Furman (0-44) at Charleston, S.C.
First Victory: Nov. 8, 1895 vs. Furman (14-10) at Columbia
First Perfect Season: 1907, record was 3-0
First Bowl Game: Jan. 1, 1946 (Gator Bowl) vs. Wake Forest (14-26) at Jacksonville, Fla.
First Bowl Victory: Jan. 2, 1995 (Carquest Bowl) vs. West Virginia (24-21) at Ft. Lauderdale, Fla.
First Televised Game: Nov. 5, 1949 vs. Marquette (6-3) at Milwaukee (Milwaukee local TV)

100th Game: Nov. 11, 1911 vs. North Carolina (0-21) at Chapel Hill, N.C.
200th Game: Nov. 10, 1923 vs. Furman (3-23) at Greenville, S.C.
300th Game: Oct. 28, 1933 vs. Virginia Tech (12-0) at Blackburg, Va.
400th Game: Oct. 29, 1943 vs. Charleston, C.G. (20-0) at Orangeburg, S.C.
500th Game: Nov. 13, 1954 vs. Virginia (27-0) at Columbia
600th Game: Nov. 17, 1964 vs. The Citadel (17-14) at Columbia
700th Game: Sept. 28, 1974 vs. Georgia (14-52) at Athens, Ga.
800th Game: Nov. 13, 1982 vs. Navy (17-14) at Columbia
900th Game: Nov. 2, 1991 vs. NC State (21-38) at Columbia
1000th Game: Oct. 21, 2000 vs. Vanderbilt (30-14) at Nashville, Tenn.
1100th Game: Nov. 29, 2009 vs. Clemson (14-31) at Clemson, S.C.

100th Victory: Oct. 29, 1924 vs. The Citadel (14-3) at Orangeburg, S.C.
200th Victory: Oct. 11, 1946 over Furman (14-7) at Greenville, S.C.
300th Victory: Nov. 23, 1968 over Clemson (7-3) at Clemson, S.C.
400th Victory: Oct. 26, 1985 over East Carolina (52-10) at Greenville, N.C.
500th Victory: Nov. 6, 2004 over Arkansas (35-32) at Columbia, S.C.

Records by Decade

1892-1899: 6-15-0	1950-1959: 54-41-2
1900-1909: 37-26-3	1960-1969: 37-59-5
1910-1919: 32-41-7	1970-1979: 56-55-2
1920-1929: 55-37-4	1980-1989: 63-49-3
1930-1939: 49-49-7	1990-1999: 41-67-3
1940-1949: 36-43-8	2000-present: 61-48-0
TOTAL: 1892-present:	527-530-44

Season Openers

Through 115 years of participation in football at the inter-collegiate level, the Gamecocks have compiled a 75-36-4 record in season openers, a winning percentage of .670.

In the 90 seasons in which the Gamecocks have opened at home, the record is a very impressive 68-18-4. That translates into a .778 winning mark.

In 25 seasons in which the Gamecocks have opened on the road, they are 7-18-0 for a .280 winning percentage.

Single Game

PASSING YARDS

1.	Steve Taneyhill vs. Mississippi St. (10/14/95)	473
2.	Steve Taneyhill vs. East Carolina (10/8/94)	451
3.	Todd Ellis vs. East Carolina (10/24/87)	425
4.	Steve Taneyhill vs. Georgia (9/2/95)	405
5.	Todd Ellis vs. Virginia Tech (10/11/86)	394
6.	Steve Taneyhill vs. Louisiana Tech (9/16/95)	389
7.	Blake Mitchell vs. Middle Tennessee (11/18/06)	388
8.	Blake Mitchell vs. Arkansas (11/13/07)	364
9.	Bobby Fuller vs. N.C. State (10/27/90)	356
10.	Steve Taneyhill vs. Vanderbilt (10/21/95)	354

PASS ATTEMPTS

1.	Steve Taneyhill vs. East Carolina (10/8/94)	58
2.	Todd Ellis vs. Virginia Tech (10/8/88)	53
3.	Todd Ellis vs. Georgia (9/26/87)	51
	Steve Taneyhill vs. Georgia (9/2/95)	51
	Blake Mitchell vs. Arkansas (11/13/07)	51
6.	Bill Troup vs. Virginia (9/9/72)	47
	Todd Ellis vs. LSU (12/31/87)	47
	Bobby Fuller vs. East Carolina (9/28/91)	47
	Chris Smelley vs. Clemson (11/29/08)	47
10.	Bobby Fuller vs. N.C. State (10/27/90)	46

PASS COMPLETIONS

1.	Steve Taneyhill vs. East Carolina (10/8/94)	39
2.	Steve Taneyhill vs. Mississippi St. (10/14/95)	38
3.	Steve Taneyhill vs. Georgia (9/2/95)	34
4.	Steve Taneyhill vs. Vanderbilt (10/21/95)	31
	Blake Mitchell vs. Tennessee (10/27/07)	31
6.	Todd Ellis vs. Appalachian State (9/5/87)	30
	Bobby Fuller vs. East Carolina (9/28/91)	30
	Dondrial Pinkins vs. Tennessee (10/30/04)	30
9.	Todd Ellis vs. Georgia (9/26/87)	29
10.	Todd Ellis vs. LSU (12/31/87)	28
	Todd Ellis vs. Georgia (9/24/88)	28
	Steve Taneyhill vs. Clemson (11/18/95)	28

COMPLETION PERCENTAGE

1.	Gordon Beckham vs. UNC (10/24/81) (16-of-17)	.941
----	--	------

PASSING TOUCHDOWNS

1.	Tommy Suggs vs. Virginia (11/2/68)	5
	Jeff Grantz vs. Clemson (11/22/75)	5
	Steve Taneyhill vs. Louisiana Tech (9/16/95)	5
	Steve Taneyhill vs. Vanderbilt (10/21/95)	5
	Syvelle Newton vs. Florida Atlantic (9/23/06)	5

PASSES INTERCEPTED

1.	Glenn Morris vs. Clemson (11/2/71)	6
----	------------------------------------	---

Single Season

PASSING YARDS

1.	Todd Ellis (1987)	3,206
2.	Steve Taneyhill (1995)	3,094
3.	Todd Ellis (1986)	3,020
4.	Bobby Fuller (1991)	2,524
5.	Steve Taneyhill (1994)	2,486
6.	Bobby Fuller (1990)	2,372
7.	Blake Mitchell (2005)	2,370
8.	Todd Ellis (1988)	2,353
9.	Phil Petty (2000)	2,285
10.	Dondrial Pinkins (2003)	2,127

PASS ATTEMPTS

1.	Todd Ellis (1987)	432
2.	Todd Ellis (1986)	340
3.	Dondrial Pinkins (2003)	322
4.	Phil Petty (2000)	315
	Blake Mitchell (2005)	315
6.	Chris Smelley (2008)	302
7.	Steve Taneyhill (1993)	291
8.	Phil Petty (2001)	288
9.	Anthony Wright (1998)	273
10.	Steve Taneyhill (1995)	261

PASS COMPLETIONS

1.	Steve Taneyhill (1995)	261
2.	Steve Taneyhill (1994)	257
3.	Todd Ellis (1987)	241
4.	Todd Ellis (1986)	205
5.	Bobby Fuller (1991)	202
6.	Todd Ellis (1988)	198
7.	Blake Mitchell (2005)	186
8.	Bobby Fuller (1990)	171
9.	Phil Petty (2000)	170
10.	Chris Smelley (2008)	169

COMPLETION PERCENTAGE (Min. 100 attempts)

1.	Steve Taneyhill (1995)	.671 (261 of 389)
2.	Blake Mitchell (2006)	.668 (135 of 202)
3.	Dondrial Pinkins (2004)	.630 (68 of 108)
4.	Steve Taneyhill (1994)	.629 (231 of 367)
5.	Todd Ellis (1986)	.603 (205 of 340)
6.	Blake Mitchell (2007)	.596 (152 of 255)
7.	Bobby Fuller (1991)	.594 (202 of 340)
8.	Blake Mitchell (2005)	.590 (186 of 315)
9.	Syvelle Newton (2006)	.586 (95 of 162)
	MacKie Prickett (1954)	.586 (68 of 116)

PASSING TOUCHDOWNS

1.	Steve Taneyhill (1995)	29
2.	Todd Ellis (1986)	20
	Steve Taneyhill (1994)	20
4.	Anthony Wright (1997)	18
5.	Blake Mitchell (2005)	17
6.	Jeff Grantz (1975)	16
7.	Bobby Fuller (1991)	15
8.	Chris Smelley (2008)	14
9.	Tommy Suggs (1968)	13
	Bobby Fuller (1990)	13

PASSES INTERCEPTED

1.	Todd Ellis (1987)	24
----	-------------------	----

Career

PASS ATTEMPTS

1.	Todd Ellis (1986-89)	1,350
2.	Steve Taneyhill (1992-95)	1,245
3.	Phil Petty (1998-2001)	861
4.	Anthony Wright (1995-98)	796
5.	Blake Mitchell (2004-07)	794
6.	Tommy Suggs (1968-70)	672
7.	Bobby Fuller (1990-91)	634
8.	Dondrial Pinkins (2000-04)	504
9.	Chris Smelley (2006-08)	479
10.	Jeff Grantz (1972-75)	455
	Garry Harper (1977-80)	455

PASS COMPLETIONS

1.	Steve Taneyhill (1992-95)	753
2.	Todd Ellis (1986-89)	747
3.	Blake Mitchell (2004-07)	482
4.	Phil Petty (1998-01)	454
5.	Anthony Wright (1995-98)	432
6.	Bobby Fuller (1990-91)	373
7.	Tommy Suggs (1968-70)	355
8.	Chris Smelley (2006-08)	270
9.	Dondrial Pinkins (2000-04)	265
10.	Jeff Grantz (1972-75)	231

COMPLETION PERCENTAGE (Min. 150 attempts)

1.	Blake Mitchell (2004-07)	.607 (482 of 794)
2.	Steve Taneyhill (1992-95)	.605 (753 of 1245)
3.	Bobby Fuller (1990-91)	.588 (373 of 634)
4.	Chris Smelley (2006-08)	.564 (270 of 479)
5.	Todd Ellis (1986-89)	.553 (747 of 1350)
6.	Anthony Wright (1995-98)	.543 (432 of 796)
7.	Tommy Suggs (1968-70)	.528 (355 of 672)
8.	Phil Petty (1998-2001)	.527 (454 of 861)
9.	Dondrial Pinkins (2000-04)	.526 (265 of 504)
10.	Ron Bass (1973-77)	.513 (225 of 437)

PASSING TOUCHDOWNS


1.	Steve Taneyhill (1992-95)	62
2.	Todd Ellis (1986-89)	49
3.	Anthony Wright (1995-98)	38
	Blake Mitchell (2004-07)	38
5.	Tommy Suggs (1968-70)	34
6.	Bobby Fuller (1990-91)	28
	Phil Petty (1998-01)	28
8.	Jeff Grantz (1972-75)	26
9.	Chris Smelley (2006-08)	23
10.	Garry Harper (1977-80)	19
	Gordon Beckham (1979-82)	19

PASSES INTERCEPTED

1.	Todd Ellis (1986-89)	73
----	----------------------	----

Career Passing Leaders

No.	PLAYER	YEARS	ATT-COM-INT	PCT.	YARDS	TD
1.	Todd Ellis	1986-89	1350-747-73	.553	9,953	49
2.	Steve Taneyhill	1992-95	1245-753-37	.605	8,782	62
3.	Blake Mitchell	2004-07	794-482-30	.607	5,992	38
4.	Anthony Wright	1995-98	796-432-22	.543	5,681	38
5.	Phil Petty	1998-01	861-454-29	.527	5,652	28
6.	Tommy Suggs	1968-70	672-355-41	.528	4,916	34
7.	Bobby Fuller	1990-91	634-373-17	.588	4,896	28
8.	Dondrial Pinkins	2000-04	504-265-18	.526	3,459	18
9.	Jeff Grantz	1972-75	455-231-25	.508	3,440	26
10.	Chris Smelley	2006-08	479-270-22	.564	3,210	23
11.	Mike Hold	1984-85	345-171-15	.496	2,981	15
12.	Garry Harper	1977-80	455-225-24	.498	2,971	19
13.	Ron Bass	1973-77	437-225-24	.513	2,933	14
14.	Dan Reeves	1962-64	441-221-20	.478	2,561	16
15.	Mike Fair	1965-67	422-199-30	.472	2,486	5



Todd Ellis

Passing Records

2009 Carolina Football

250-YARD PASSING GAMES

473	Steve Taneyhill	Mississippi State	10/14/95
451	Steve Taneyhill	East Carolina	10/8/94
425	Todd Ellis	East Carolina	10/24/87
405	Steve Taneyhill	Georgia	9/2/95
394	Todd Ellis	Virginia Tech	10/11/86
389	Steve Taneyhill	Louisiana Tech	9/16/95
388	Blake Mitchell	Middle Tennessee	11/18/06
364	Blake Mitchell	Arkansas	11/3/07
356	Bobby Fuller	N.C. State	10/27/90
354	Steve Taneyhill	Vanderbilt	10/21/95
351	Anthony Wright	Mississippi State	9/28/96
343	Bobby Fuller	East Carolina	9/28/91
342	Todd Ellis	Georgia	9/27/86
334	Todd Ellis	Virginia Tech	10/10/87
330	Blake Mitchell	UCF	9/1/05
329	Todd Ellis	Appalachian State	9/5/87
327	Chris Smelley	Mississippi	10/4/08
324	Tommy Suggs	Florida State	10/26/68
324	Syvelle Newton	South Florida	9/18/04
323	Blake Mitchell	Houston	12/29/06
321	Todd Ellis	Georgia	9/24/88
318	Bill Troup	Virginia	9/9/72
318	Todd Ellis	East Carolina	10/25/86
316	Tommy Suggs	Clemson	11/21/70
316	Blake Mitchell	Florida	11/10/07
312	Tommy Suggs	Virginia	11/2/68
311	Steve Taneyhill	Louisiana Tech	9/18/93
307	Steve Taneyhill	Clemson	11/18/95
307	Anthony Wright	Ole Miss	10/3/98
306	Todd Ellis	Georgia	9/26/87
306	Dondrial Pinkins	Tennessee	10/30/04
305	Phil Petty	Mississippi State	9/23/00
304	Todd Ellis	Louisiana State	12/31/87
304	Steve Taneyhill	Kentucky	9/23/95
298	Dondrial Pinkins	Mississippi	11/1/03
297	Todd Ellis	N.C. State	11/1/86
296	Steve Taneyhill	Clemson	11/21/92
294	Tommy Suggs	Maryland	10/17/70
290	Todd Ellis	North Carolina	9/3/86
291	Phil Petty	Alabama	9/29/01
291	Syvelle Newton	Mississippi	10/9/04
290	Blake Mitchell	Tennessee	10/27/07
287	Bobby Fuller	The Citadel	10/20/90
286	Ron Bass	Georgia Tech	9/11/76
286	Todd Ellis	Nebraska	10/14/86
286	Todd Ellis	Virginia	10/17/87
284	Blake Mitchell	Clemson	11/24/07
280	Anthony Wright	Marshall	9/19/98
279	Anthony Wright	Vanderbilt	10/24/98
279	Chris Smelley	Mississippi State	9/29/07
277	Blake Mitchell	Kentucky	10/8/05
276	Tommy Suggs	Georgia	10/31/70
275	Todd Ellis	Clemson	11/22/86
275	Anthony Wright	Georgia	9/13/97
275	Blake Mitchell	Florida	11/11/06
272	Todd Ellis	Virginia Tech	10/8/88
271	Chris Smelley	Georgia	9/13/08
271	Anthony Wright	Auburn	10/5/96
269	Steve Taneyhill	Vanderbilt	10/23/93
268	Phil Petty	Tennessee	10/28/00
268	Blake Mitchell	Clemson	11/25/06
267	Todd Ellis	Florida State	11/8/86
266	Garry Harper	Wake Forest	11/15/80
266	Anthony Wright	Central Florida	9/16/97
266	Anthony Wright	Mississippi State	9/27/97
266	Blake Mitchell	Missouri	12/30/05
263	Steve Taneyhill	Kent State	10/7/95
261	Ron Bass	Clemson	11/20/76
260	Bobby Fuller	Louisiana Tech	10/12/91
256	Todd Ellis	Nebraska	10/3/87
256	Todd Ellis	West Virginia	9/16/89

256	Chris Smelley	Kentucky	10/4/07
254	Bobby Fuller	Clemson	11/23/91
254	Steve Taneyhill	Kentucky	9/24/94
254	Dondrial Pinkins	LSU	10/18/03
251	Bobby Fuller	Virginia Tech	9/22/90
251	Bobby Fuller	N.C. State	11/2/91

LONGEST PASS COMPLETIONS

99*	Dondrial Pinkins/Troy Williamson	Virginia	9/7/03
98*	Dondrial Pinkins/Matthew Thomas	Mississippi	11/1/03
97*	Todd Ellis/Robert Brooks	East Carolina	9/17/88
93*	Steve Taneyhill/Monty Means	Louisiana Tech	9/16/95
92*	Steve Taneyhill/Stanley Pritchett	Kentucky	9/23/95
83*	Gordon Beckham/Kent Hagood	Pacific	11/7/81
82*	Ed Clary/Ben Joe Williams	Catholic	11/28/38
81*	Jeff Grantz/Philip Logan	Appalachian St.	11/8/75
81*	Mike Hold/Eric Poole	Navy	11/17/84
80*	Tommy Suggs/Jim Mitchell	Georgia	10/31/70

80*	Garry Harper/Horace Smith	Mississippi	10/21/78
80*	Mike Hold/Raynard Brown	Pittsburgh	10/5/85
80*	Todd Ellis/Sterling Sharpe	Nebraska	10/3/87
79*	Bobby Fuller/Eddie Miller	Florida State	11/9/91
78*	Mikal Goodman/Kerry Hood	Kentucky	10/9/99
78*	Phil Petty/Ryan Brewer	Tennessee	10/28/00
77*	Jeff Grantz/Bob Halminski	Virginia	10/15/75
77	Todd Ellis/Ryan Bethea	Clemson	11/21/87
77*	Anthony Wright/Corey Bridges	Mississippi St.	9/28/96
77*	Dondrial Pinkins/Matthew Thomas	LSU	10/18/03


76	Zion McKinney/Philip Logan	Miami (Ohio)	9/17/77
75	Bobby Fuller/Eddie Miller	The Citadel	10/20/90
75	Anthony Wright/Marcus Robinson	Mississippi St.	9/28/96
73*	Carlisle Bell/Bru Boineau	Furman	11/17/28
73*	Mackie Prickett/Buddy Frick	Virginia	11/13/54
73*	Syvelle Newton/Troy Williamson	South Florida	9/18/04
72*	Ron Bass/George Rogers	Mississippi	10/15/77
72*	Todd Ellis/Sterling Sharpe	Clemson	11/22/86
71*	Emmen Wingfield/Ed Zobel	Virginia	10/8/27
71*	Mike Hold/Ira Hillary	East Carolina	10/27/84

70*	Jeff Grant/Philip Logan	Wake Forest	11/15/75
70*	Mike Hold/Sterling Sharpe	East Carolina	10/26/85
70*	Dondrial Pinkins/Troy Williamson	Clemson	11/23/02
69*	Dan Reeves/Bobby Bryant	Wake Forest	11/14/64
69	Blake Williamson/Toby Cates	Tennessee	10/30/93
68*	Mackie Prickett/Carl Brazell	North Carolina	11/5/55
67	Bill Troup/Eddie Muldrow	Clemson	11/25/72
66*	Chris Smelley/Jared Cook	Arkansas	11/8/08
66	Phil Petty/Corey Alexander	Boise State	9/1/01
65*	Harold Mauney/Earl Clary	Wofford	9/23/33


65	Andy LeHeup/Jay Saldi	Florida State	11/17/73
65*	Dondrial Pinkins/Troy Williamson	Georgia	9/11/04
64*	Todd Ellis/Ryan Bethea	East Carolina	10/28/86
64	Blake Mitchell/Mike Davis	UCF	9/1/05
64	Blake Mitchell/Sidney Rice	Florida	11/12/05
63	Chris Smelley/Jared Cook	Mississippi	10/4/08
63	Mike Hold/Thomas Dendy	NC State	11/2/85
62	Tommy Suggs/Benny Galloway	Virginia	11/2/68
62	Jay Lynn Hodgin/Eddie Muldrow	Appalachian St.	11/9/74
62*	Garry Harper/Zion McKinney	Notre Dame	10/29/79

62*	Garry Harper/Horace Smith	Wake Forest	11/5/80
62	Mike Hold/Ira Hillary	Georgia	9/29/84
62	Anthony Wright/Boo Williams	Kentucky	10/10/98
61*	Tommy Suggs/Jim Mitchell	Tennessee	11/7/70
61*	Mike Hold/Chris Corley	NC State	11/3/84
61	Steve Taneyhill/Zola Davis	LSU	9/30/95
61	Dondrial Pinkins/Troy Williamson	Troy	9/25/04
60	Dan Reeves/Jule Smith	Nebraska	10/10/64
60*	Gordon Beckham/Chris Wade	Cincinnati	10/28/82
60	Corey Jenkins/Ryan Brewer	Vanderbilt	10/20/01
60*	Corey Jenkins/Troy Williamson	LSU	10/19/02


*For Touchdown



Steve Taneyhill



Blake Mitchell



Anthony Wright

Single Game

RUSHING YARDS

1. Brandon Bennett vs. East Tenn. St. (10/5/91)	278
2. Jeff Grantz vs. Ohio (10/20/73)	260
3. Steve Wadiak vs. Clemson (10/19/50)	256
4. George Rogers vs. Wake Forest (11/18/78)	237
5. George Rogers vs. Duke (10/11/80)	224
6. George Rogers vs. NC State (11/3/79)	217
7. Derek Watson vs. Eastern Michigan (9/16/00)	215
8. Ron Bass vs. North Carolina (10/26/74)	211
9. George Rogers vs. NC State (10/4/80)	193
10. Duce Staley vs. Kentucky (10/12/96)	193

RUSHING ATTEMPTS

1. Ron Bass vs. North Carolina (10/26/74)	39
2. Earl Clary vs. Clemson (10/19/33)	33
3. Warren Muir vs. North Carolina (9/23/67)	33
4. Mike Dingle vs. Virginia Tech (9/22/90)	33
5. Duce Staley vs. Auburn (10/5/96)	33
6. Duce Staley vs. Kentucky (10/12/96)	32
7. Rob DeBoer vs. West Virginia (11/22/90)	31
8. Brandon Bennett vs. East Tenn. St. (10/5/91)	31
9. Brandon Bennett vs. East Carolina (10/9/93)	31
10. Duce Staley vs. Georgia (9/14/96)	30

RUSHING TOUCHDOWNS

1. Many, Last: Cory Boyd vs. Florida (11/10/07)	3
---	---

Single Season

RUSHING YARDS

1. George Rogers (1980)	1,894
2. George Rogers (1979)	1,681
3. Kevin Long (1975)	1,133
4. Duce Staley (1996)	1,116
5. Clarence Williams (1975)	1,073
6. Derek Watson (2000)	1,066
7. Harold Green (1987)	1,022
8. George Rogers (1978)	1,006
9. Steve Wadiak (1950)	998
10. Harold Green (1989)	989

RUSHING ATTEMPTS

1. George Rogers (1980)	324
2. George Rogers (1979)	311
3. Harold Green (1987)	229
4. Duce Staley (1996)	218
5. Johnnie Wright (1981)	212
6. Harold Green (1989)	201
7. Brandon Bennett (1993)	193
8. Kevin Long (1975)	190
9. Clarence Williams (1975)	190
10. Warren Muir (1967)	188
11. Jay Lynn Hodgkin (1972)	188

RUSHING TOUCHDOWNS

1. Harold Green (1987)	15
2. George Rogers (1980)	14
3. Jeff Grantz (1975)	12
4. Andrew Pinnock (2001)	12
5. Derek Watson (2000)	11
6. Jeff Grantz (1973)	9
7. Clarence Williams (1975)	9
8. Brandon Bennett (1991)	9
9. Duce Staley (1996)	9
10. Cory Boyd (2007)	9

RUSHING AVERAGE (Min. 40 Att.)

1. Steve Wadiak (1948)	8.2 (51 for 420)
2. Mike Caskey (1954)	6.7 (83 for 556)
3. Carl Brazell (1955)	6.6 (46 for 305)
4. Gene Wilson (1953)	6.5 (77 for 502)
5. Troy Hambrick (1996)	6.5 (43 for 281)
6. Thomas Dendey (1984)	6.2 (103 for 634)
7. Steve Wadiak (1950)	6.1 (163 for 998)
8. Jay Lynn Hodgkin (1974)	6.1 (154 for 941)
9. Thomas Dendey (1982)	6.1 (140 for 848)

Career

RUSHING ATTEMPTS

1. George Rogers (1977-80)	954
2. Harold Green (1986-89)	702
3. Brandon Bennett (1991-94)	681
4. Johnnie Wright (1977-81)	552
5. Steve Wadiak (1948-51)	543
6. Warren Muir (1967-69)	523
7. Mike Davis (2005-08)	523
8. Jay Lynn Hodgkin (1972-74)	515
9. Thomas Dendey (1982-85)	494
10. Cory Boyd (2003-07)	464

RUSHING TOUCHDOWNS

1. George Rogers (1977-80)	31
2. Harold Green (1986-89)	31
3. Brandon Bennett (1991-94)	27
4. Andrew Pinnock (1999-02)	27
5. Jeff Grantz (1973-75)	26
6. Cory Boyd (2003-07)	23
7. Jay Lynn Hodgkin (1972-74)	22
8. Mike Davis (2005-08)	19
9. Thomas Dendey (1982-85)	18
10. Mike Dingle (1988-90)	18

RUSHING AVERAGE

1. Carl Brazell (1952-55)	5.7 (203 for 1,163)
2. Thomas Dendey (1982-85)	5.6 (494 for 2,767)
3. George Rogers (1977-80)	5.5 (954 for 5,204)
4. Kent Hagood (1981-85)	5.5 (365 for 2,014)
5. Mike Caskey (1952-55)	5.5 (232 for 1,276)
6. Anthony Smith (1983-86)	5.5 (183 for 1,004)
7. Duce Staley (1995-96)	5.4 (345 for 1,852)
8. Demetris Summers (2003-04)	5.3 (212 for 1,125)
9. Steve Wadiak (1948-51)	5.3 (543 for 2,878)
10. Kevin Long (1973-76)	5.3 (447 for 2,372)
11. Clarence Williams (1974-76)	5.3 (440 for 2,311)
12. Troy Hambrick (1996-98)	5.3 (302 for 1,586)



George Rogers



Brandon Bennett

Career Rushing Leaders (1,000-Yard Rushers)

No.	PLAYER	YEARS	ATT.	YARDS	AVG.
1.	George Rogers	1977-80	954	5,204	5.5
2.	Brandon Bennett	1991-94	681	3,055	4.5
3.	Harold Green	1986-89	702	3,005	4.3
4.	Steve Wadiak	1948-51	543	2,878	5.3
5.	Thomas Dendey	1982-85	494	2,767	5.6
6.	Johnnie Wright	1977-81	552	2,589	4.7
7.	Jay Lynn Hodgkin	1972-74	515	2,478	4.8
8.	Kevin Long	1973-76	447	2,372	5.3
9.	Clarence Williams	1974-76	440	2,311	5.3
10.	Cory Boyd	2003-07	464	2,267	4.9
11.	Warren Muir	1967-69	523	2,234	4.3
12.	Mike Davis	2005-08	523	2,231	4.3
13.	Derek Watson	1999-01	437	2,078	4.8
14.	Kent Hagood	1981-85	365	2,014	5.5
15.	Bishop Strickland	1947-50	381	1,965	5.2
16.	Duce Staley	1995-96	345	1,852	5.4
17.	Andrew Pinnock	1999-02	422	1,852	4.4
18.	Rob DeBoer	1990-93	386	1,810	4.7
19.	Mike Davis	2005-07	360	1,658	4.6
20.	Spencer Clark	1976-79	319	1,652	5.2
21.	Mike Dingle	1988-90	389	1,634	4.2
22.	Troy Hambrick	1996-98	302	1,586	5.3
23.	Jeff Grantz	1972-75	405	1,577	3.9
24.	Alex Hawkins	1956-58	339	1,490	4.4
25.	Mike Caskey	1952-55	232	1,276	5.5
26.	Daccus Turman	2002-05	281	1,255	4.5
27.	King Dixon	1956-58	288	1,250	4.3
28.	Steve Dorsey	1976-79	297	1,216	4.1
29.	Stanley Pritchett	1992-95	266	1,178	4.4
30.	Ron Bass	1973-77	446	1,167	2.6
31.	Carl Brazell	1952-55	203	1,163	5.7
32.	Ben Garnto	1965-67	277	1,151	4.2
33.	Gene Wilson	1951-53	268	1,145	4.3
34.	Demetris Summers	2003-04	212	1,125	5.3
35.	Tommy Simmons	1969-71	324	1,109	3.4
36.	Billy Gambrell	1960-62	225	1,066	4.7
37.	Todd Berry	1980-83	211	1,027	4.9
38.	Rudy Holloman	1967-69	255	1,010	4.0

Rushing Records

2009 Carolina Football

100-YARD RUSHING GAMES

278	Brandon Bennett	East Tennessee State	10/5/91
260	Jeff Grantz	Ohio	10/20/73
256	Steve Wadiak	Clemson	10/19/50
237	George Rogers	Wake Forest	11/18/78
224	George Rogers	Duke	10/11/80
217	George Rogers	NC State	11/3/79
215	Derek Watson	Eastern Michigan	9/16/00
211	Ron Bass	North Carolina	10/26/74
193	George Rogers	NC State	10/4/80
193	Duce Staley	Kentucky	10/12/96
187	Duce Staley	Central Florida	9/7/96
186	George Rogers	Florida State	11/10/79
185	Steve Wadiak	Miami	11/11/49
185	Jeff Grantz	Clemson	11/24/73
182	Steve Wadiak	George Washington	10/27/50
179	George Rogers	The Citadel	11/8/80
177	George Rogers	Wake Forest	11/15/80
172	Harold Green	Wake Forest	11/14/87
170	Duce Staley	Georgia	9/14/96
168	George Rogers	Georgia	11/1/80
168	George Rogers	Clemson	11/22/80
165	George Rogers	Oklahoma State	10/6/79
165	Rob DeBoer	East Carolina	10/13/90
164	Warren Muir	North Carolina	9/23/67
162	Johnnie Wright	Duke	10/11/80
161	George Rogers	Duke	9/22/79
161	Demetris Summers	UAB	9/20/03
160	Kevin Long	NC State	11/1/75
160	Clarence Williams	Clemson	11/22/75
160	Harold Green	Duke	9/2/89
160	Cory Boyd	Tennessee	10/27/07
159	Warren Muir	Tennessee	11/11/69
158	George Rogers	Mississippi	10/13/79
158	Demetris Summers	Tennessee	9/27/03
157	Spencer Clark	Clemson	11/19/77
156	Johnnie Wright	Georgia	9/30/78
156	Thomas Dendy	Navy	11/13/82
153	George Rogers	Pacific	9/6/80
152	George Rogers	Georgia	9/29/79
150	Clarence Williams	NC State	11/1/75
150	George Rogers	Duke	9/23/78
150	Harold Green	Western Carolina	10/21/89
150	Derek Watson	Clemson	11/20/00
149	Kevin Long	Appalachian State	11/8/75
149	Derek Watson	Kentucky	10/7/00
148	George Rogers	Georgia Tech	10/7/78
147	Harold Mauney	Clemson	10/19/33
147	Steve Wadiak	Furman	10/6/51
145	Anthony Smith	Western Carolina	9/13/86
143	Jay Lynn Hodgins	Wake Forest	10/13/73
142	Steve Wadiak	The Citadel	12/3/49
142	George Rogers	Michigan	9/27/80
141	George Rogers	Southern California	9/20/80
141	Duce Staley	Tennessee	10/28/95
141	Troy Hambrick	Marshall	9/19/98
140	Jay Lynn Hodgins	Appalachian State	11/9/74
139	Tommy Simmons	Duke	11/4/70
139	Harold Green	Georgia Tech	9/23/89
139	Duce Staley	Louisiana State	9/30/95
137	Mike Dingle	Virginia Tech	9/22/90
136	Earl Clary	Clemson	10/22/31
136	Warren Muir	Georgia	10/4/69
136	Derek Watson	Arkansas	10/14/00
135	Troy Hambrick	Clemson	11/23/96
135	Troy Hambrick	Clemson	11/21/97
135	Andrew Pinnock	Vanderbilt	10/21/00
135	Derek Watson	Kentucky	10/06/01
133	Kevin Long	Baylor	10/4/75
133	George Rogers	Missouri	12/29/79
133	Duce Staley	Clemson	11/23/96
132	Harold Green	Virginia	10/17/87
132	Brandon Bennett	Kentucky	9/23/93
132	Cory Boyd	South Carolina State	9/15/07
131	Clarence Williams	Virginia	10/9/76
131	Johnnie Wright	Mississippi	10/21/78
129	Alex Hawkins	Furman	11/3/56
129	Todd Berry	Navy	11/13/82

129	Harold Green	Virginia Tech	9/9/89
129	Brandon Bennett	Mississippi State	10/17/92
128	Kevin Long	Louisiana State	10/25/75
128	George Rogers	Georgia	9/30/78
128	George Rogers	Cincinnati	10/18/80
128	Derek Watson	Vanderbilt	10/21/00
127	Warren Muir	Clemson	11/22/69
127	Jay Lynn Hodgins	Clemson	11/23/74
127	Brandon Bennett	Louisiana Tech	9/18/93
126	Ron Bass	Appalachian State	11/10/73
125	Mike Caskey	Army	9/25/54
125	Mike Davis	Missouri	12/30/05
124	Phil Lavoie	Virginia	11/7/59
124	Dan Reeves	NC State	11/10/62
124	Thomas Dendy	Cincinnati	10/2/82
123	George Rogers	Clemson	11/25/78
123	Anthony Smith	Navy	11/16/85
123	Daccus Turman	Virginia	9/6/03
122	Al Grygo	Clemson	10/20/38
122	Warren Muir	Wake Forest	11/4/67
122	Jay Lynn Hodgins	NC State	11/3/73
122	Jeff Grantz	Clemson	11/22/75
122	Spencer Clark	Hawaii	11/26/77
122	Brandon Bennett	Tennessee	10/31/92
122	Brandon Bennett	Kentucky	9/24/94
122	Daccus Turman	Florida	11/15/03
121	Dan Reeves	NC State	10/31/64
121	Ron Bass	NC State	11/2/74
120	Buddy Bennett	Wake Forest	11/26/60
120	Jay Lynn Hodgins	Wake Forest	11/4/72
120	Brandon Bennett	Georgia	9/3/94
120	Troy Hambrick	Florida	11/16/96
118	Kent Hagood	East Carolina	10/27/84
118	Derek Watson	NC State	9/4/99
117	Mike Dingle	East Carolina	10/7/89
116	John Saunders	Virginia	11/15/58
116	Billy Gambrell	Wake Forest	9/30/61
116	Spencer Clark	Notre Dame	10/27/79
115	Warren Muir	Maryland	10/28/67
115	Ron Bass	Florida State	11/17/73
115	Johnnie Wright	North Carolina	10/24/81
115	Harold Green	NC State	10/28/89
114	Earl Clary	Auburn	12/3/32
114	Clarence Williams	Duke	9/30/75
114	Brandon Bennett	Louisiana Tech	9/17/94
114	Derek Watson	New Mexico State	9/2/00
113	Rudy Holloman	Duke	9/20/69
113	George Rogers	Notre Dame	10/27/79
113	Carl West	Pacific	9/16/80
113	George Rogers	Pittsburgh	12/29/80
113	Johnnie Wright	Duke	9/19/81
113	Mike Dingle	Duke	9/1/90
113	Mike Dingle	East Carolina	10/13/90
113	Duce Staley	East Carolina	9/21/96
113	Corey Jenkins	New Mexico State	8/31/02
113	Cory Boyd	Kentucky	10/7/06
113	Cory Boyd	Vanderbilt	10/21/06
112	Johnnie Wright	North Carolina	10/28/78
111	Clarence Williams	Baylor	10/4/75
111	Kent Hagood	NC State	11/3/84
111	Mike Davis	Clemson	11/19/05
110	Boo Williams	Vanderbilt	10/26/96
109	Steve Wadiak	Furman	10/6/50
109	Steve Wadiak	George Washington	11/3/51
109	Kevin Long	Mississippi	10/19/74
109	Ryan Brewer	Ohio State	1/1/01
108	Steve Wadiak	Marquette	11/3/50
108	Dick Harris	Wake Forest	11/20/71
108	George Rogers	Wichita State	9/13/80
108	Harold Green	Miami (Fla.)	12/5/87
108	Gerald Williams	Western Carolina	9/10/88
108	Brandon Bennett	Georgia	9/4/93
107	Dan Sowell	North Carolina	10/22/60
107	Dan Reeves	Detroit	11/17/62
107	Harold Green	Clemson	11/21/87
107	Rob DeBoer	Mississippi State	10/17/92
106	Steve Wadiak	Tulsa	11/13/48
106	Thomas Dendy	Clemson	11/20/82

106	Thomas Dendy	NC State	11/3/84
106	Troy Hambrick	Arkansas	10/18/97
106	Andrew Pinnock	Vanderbilt	10/20/01
106	Cory Boyd	Clemson	11/25/06
105	Benny Galloway	Clemson	11/26/66
105	Clarence Williams	NC State	11/2/74
105	Clarence Williams	NC State	10/3/76
105	Clarence Williams	Wake Forest	11/13/76
105	Thomas Dendy	Furman	10/16/82
105	Duce Staley	Arkansas	10/19/96
105	Derek Watson	Vanderbilt	10/20/01
104	Steve Wadiak	Maryland	11/6/48
104	Carl Brazell	Wofford	9/17/55
104	Heyward King	Wake Forest	11/30/57
104	Ben Garnto	Wake Forest	10/16/65
104	Jay Lynn Hodgins	Duke	9/21/74
104	Jay Lynn Hodgins	Wake Forest	11/16/74
104	George Rogers	Wake Forest	11/17/79
104	Thomas Dendy	NC State	10/30/82
104	Mike Hold	Navy	11/16/85
104	Harold Green	Western Carolina	9/12/87
104	Rob DeBoer	The Citadel	10/20/90
104	Brandon Bennett	Clemson	11/19/94
103	Earl Clary	Duke	9/26/31
103	Phil Cantore	Clemson	10/21/43
103	Mike Caskey	Virginia	11/13/54
103	Buddy Bennett	Virginia	12/3/60
103	Kevin Long	Virginia	10/11/75
103	Spencer Clark	NC State	11/3/79
102	Dick Day	Vanderbilt	11/25/61
102	Jeff Grantz	Georgia Tech	9/15/73
102	Jay Lynn Hodgins	Georgia	9/28/74
102	George Rogers	Clemson	11/24/79
102	Brandon Bennett	East Carolina	10/9/93
102	Mike Davis	South Carolina State	9/15/07
101	Todd Berry	Georgia	9/25/82
101	Albert Haynes	East Carolina	10/7/89
101	Corey Jenkins	Georgia	9/14/02
101	Taylor Rank	Florida Atlantic	9/23/06
101	Mike Davis	NC State	8/28/09
100	Earl Clary	Georgia Tech	10/3/31
100	Harold Green	North Carolina	9/3/88
100	Duce Staley	Mississippi State	9/28/96

100-Yard Rushing Games

George Rogers27	Andrew Pinnock2
Brandon Bennett11	Anthony Smith2
Harold Green11	Demetris Summers2
Steve Wadiak10	Daccus Turman2
Duce Staley9	Carl Brazell1
Derek Watson9	Ryan Brewer1
Jay Lynn Hodgins8	Phil Cantore1
Clarence Williams8	Dick Day1
Thomas Dendy6	Benny Galloway1
Kevin Long6	Billy Gambrell1
Warren Muir6	Ben Garnto1
Johnnie Wright6	Al Grygo1
Cory Boyd5	Dick Harris1
Troy Hambrick5	Alex Hawkins1
Ron Bass4	Albert Haynes1
Spencer Clark4	Mike Hold1
Earl Clary4	Rudy Holloman1
Mike Davis4	Heyward King1
Mike Dingle4	Phil Lavoie1
Jeff Grantz4	Harold Mauney1
Rob DeBoer3	Taylor Rank1
Dan Reeves3	John Saunders1
Buddy Bennett2	Tommy Simmons1
Todd Berry2	David Sowell1
Mike Caskey2	Carl West1
Kent Hagood2	Boo Williams1
Corey Jenkins2	Gerald Williams1


LONGEST RUNS

96*	Steve Wadiak	Geo. Washington	10/27/50
89	Ben Garnto	Wake Forest	10/15/65
89*	Brandon Bennett	East Tenn. State	10/5/91
88*	Bobby Wallace	Middle Tennessee	11/18/06
87*	Carl Brazell	Wofford	9/17/55
84*	Carl West	Pacific	9/16/80
80*	George Rogers	Florida State	10/10/79
80*	Trevin Smith	Eastern Michigan	9/16/00
78*	Billy Gambrell	Northwestern	9/12/62
77*	Heyward King	Wake Forest	11/30/57
77	Spencer Clark	Clemson	11/9/77
75*	Troy Hambrick	Clemson	11/23/96
74*	Ben Garnto	NC State	10/2/65
74*	Kent Hagood	East Carolina	10/27/84
73*	Steve Wadiak	Clemson	10/19/50
73*	Steve Satterfield	Virginia	11/7/59
73*	Dan Reeves/Billy Gambrell	NC State	11/10/62
<i>[Reeves (9 yards) to Gambrell (64 yards)]</i>			
72*	Carl Brazell	Virginia	11/26/55
72*	George Rogers	Wake Forest	11/18/78
72*	George Rogers	Pacific	9/6/80
70*	Phil Cantore	Clemson	10/21/43
70*	Thomas Dendy	Navy	11/13/82
70*	Troy Hambrick	Kentucky	10/10/98
69*	Carroll McClain	North Carolina	11/5/55
69*	Billy Gambrell	Wake Forest	9/30/61
69	Clarence Williams	Virginia	10/9/76
68*	Derek Watson	Arkansas	10/14/00
67	Carl Huggins	Wake Forest	11/6/63
66	Steve Wadiak	Clemson	10/19/50
66*	Bobby Drawdy	George Washington	11/3/51
66*	Alex Hawkins	Furman	11/3/56
66*	Bru Boineau	Clemson	10/23/30
65*	Derek Watson	Eastern Michigan	9/16/00
65*	Billy Ray Rice	North Carolina	10/10/70
64	Johnnie Wright	Duke	10/11/80
63	Jay Lynn Hodgkin	Wake Forest	11/16/74
62*	Bobby Giles	Clemson	10/4/46
61*	Thomas Dendy	Cincinnati	10/2/82
61	Thomas Dendy	NC State	10/30/82
61*	Anthony Smith	The Citadel	8/31/85
61*	Derek Watson	Clemson	11/18/00
60*	Rudy Holloman	Duke	9/20/69
60*	Johnnie Wright	Cincinnati	10/18/80
58*	Buddy Bennett	Virginia	12/3/60
58*	Spencer Clark	Wake Forest	11/12/77
58*	Carl West	Cincinnati	10/18/80
58*	Duce Staley	Kentucky	10/12/96
58*	Derek Watson	Kentucky	10/18/00
58	Derek Watson	Kentucky	10/6/01
57*	Randy Spinks	Wake Forest	11/4/72
57*	Thomas Dendy	Florida State	11/10/84
56	Steve Mixon	Kentucky	10/12/96
55	George Rogers	NC State	10/4/80
55*	Greg Welch	East Carolina	10/26/85
54	Troy Hambrick	Clemson	11/21/97
54	Demetris Summers	UAB	9/20/03
53	Jack Morris	Wake Forest	11/26/60
53*	Randy Chastain	Wake Forest	11/15/75
53	Troy Hambrick	Florida	11/16/96
52	Hugh Stoddard	Clemson	10/24/29
52*	Jay Lynn Hodgkin	NC State	11/3/73
52*	Brandon Bennett	Louisiana Tech	9/18/93


*For Touchdown

Games With Two 100-Yard Rushers

11/02/74	NC State	Ron Bass, 121 Clarence Williams, 105
10/04/75	Baylor	Kevin Long, 133 Clarence Williams, 111
11/01/75	NC State	Kevin Long, 160 Clarence Williams, 150
11/22/75	Clemson	Clarence Williams, 160 Jeff Grantz, 122
09/30/78	Georgia	Johnnie Wright, 156 George Rogers, 128
10/27/79	Notre Dame	Spencer Clark, 116 George Rogers, 113
11/03/79	NC State	George Rogers, 217 Spencer Clark, 103
09/16/80	Pacific	George Rogers, 153 Carl West, 113
11/13/82	Navy	Thomas Dendy, 156 Todd Berry, 129
11/03/84	N.C. State	Kent Hagood, 111 Thomas Dendy, 106
11/16/84	Navy	Anthony Smith, 123 Mike Hold, 104
10/07/89	East Carolina	Mike Dingle, 117 Albert Haynes, 101
10/13/90	East Carolina	Rob DeBoer, 165 Mike Dingle, 113
10/17/92	Mississippi State	Brandon Bennett, 129 Rob DeBoer, 107
11/23/96	Clemson	Troy Hambrick, 135 Duce Staley, 133
10/21/00	Vanderbilt	Andrew Pinnock, 135 Derek Watson, 128
10/20/01	Vanderbilt	Andrew Pinnock, 106 Derek Watson, 105
09/15/07	South Carolina State	Cory Boyd, 132 Mike Davis, 102



Harold Green



Duce Staley

Games With a 100-Yard Rusher and Receiver

Date	Opponent	Rusher	Yards	Receiver	Yards
10/16/65	Wake Forest	Ben Garnto	104	J.R. Wilburn	105
11/22/69	Clemson	Warren Muir	127	Fred Zeigler	122
11/24/73	Clemson	Jeff Grantz	185	Mike Farrell	146
10/19/74	Mississippi	Kevin Long	109	Scott Thomas	111
11/8/75	Appalachian State	Kevin Long	149	Philip Logan	129
11/15/80	Wake Forest	George Rogers	177	Horace Smith	162
9/26/82	Georgia	Todd Berry	101	Chris Wade	104
10/17/87	Virginia	Harold Green	132	Sterling Sharpe	106
9/22/90	Virginia Tech	Mike Dingle	137	Robert Brooks	118
10/20/90	The Citadel	Rob DeBoer	104	David Pitchko	117
9/18/93	Louisiana Tech	Brandon Bennett	127	Brandon Bennett	129
9/30/95	Louisiana State	Duce Staley	139	Zola Davis	104
9/28/96	Mississippi State	Duce Staley	100	Marcus Robinson	189
9/19/98	Marshall	Troy Hambrick	141	Zola Davis	110
9/16/00	Eastern Michigan	Derek Watson	215	James Adkisson	100
10/7/00	Kentucky	Derek Watson	149	Brian Scott	157
10/20/01	Vanderbilt	Andrew Pinnock	106	Brian Scott	143
		Derek Watson	105		
9/14/02	Georgia	Corey Jenkins	101	Ryan Brewer	106
9/6/03	Virginia	Daccus Turman	123	Troy Williamson	102
11/19/05	Clemson	Mike Davis	111	Sidney Rice	122
12/30/05	Missouri	Mike Davis	125	Sidney Rice	191
9/23/06	Florida Atlantic	Taylor Rank	101	Sidney Rice	161
11/25/06	Clemson	Cory Boyd	106	Sidney Rice	103
10/27/07	Tennessee	Cory Boyd	160	Kenny McKinley	151

Single Game

RECEIVING YARDS

1. Troy Williamson vs. South Florida (9/18/04)	210
2. Zola Davis vs. Vanderbilt (10/24/98)	206
3. Fred Zeigler vs. Virginia (11/2/68)	199
4. Sidney Rice vs. Missouri (12/30/05)	191
5. Marcus Robinson vs. Miss. St. (9/28/96)	189
6. Zola Davis vs. Mississippi St. (10/14/95)	185
7. Monty Means vs. Louisiana Tech (9/16/95)	184
8. Philip Logan vs. Georgia Tech (9/11/76)	175
9. Sterling Sharpe vs. Clemson (11/22/86)	167
10. Boo Williams vs. Kentucky (10/10/98)	167

RECEPTIONS

1. Zola Davis vs. Vanderbilt (10/24/98)	14
Kenny McKinley vs. Tennessee (10/27/07)	14
3. Fred Zeigler vs. Virginia (11/2/68)	12
Stanley Pritchett vs. Georgia (9/2/95)	12
Stanley Pritchett vs. Mississippi St. (10/14/95)	12
Sidney Rice vs. Missouri (12/30/05)	12
7. Benny Galloway vs. Florida St. (10/26/68)	11
Philip Logan vs. Georgia Tech (9/11/76)	11
Sterling Sharpe vs. Georgia (9/26/87)	11
Zola Davis vs. Mississippi St. (10/14/95)	11

RECEIVING TOUCHDOWNS

1. Sidney Rice vs. Florida Atlantic (9/23/06)	5
2. 9 times, last: Sidney Rice vs. Vandy (10/22/05)	3

AVERAGE PER RECEPTION

1. Troy Williamson vs. Clemson (11/23/02)	35.0
(4-for-140)	

Single Season

RECEIVING YARDS

1. Sidney Rice (2005)	1,143
2. Sterling Sharpe (1986)	1,106
3. Sidney Rice (2006)	1,090
4. Kenny McKinley (2007)	968
5. Sterling Sharpe (1987)	915
6. Zola Davis (1995)	911
7. Kenny McKinley (2006)	880
8. Troy Williamson (2004)	835
9. Zola Davis (1998)	733
10. Brian Scott (2001)	730

RECEPTIONS

1. Kenny McKinley (2007)	77
2. Sterling Sharpe (1986)	74
3. Sidney Rice (2006)	72
4. Sidney Rice (2005)	70
5. Sterling Sharpe (1987)	62
Stanley Pritchett (1995)	62
7. Fred Zeigler (1968)	59
8. Zola Davis (1995)	58
9. Robert Brooks (1991)	55
10. Kenny McKinley (2008)	54

RECEIVING TOUCHDOWNS

1. Sidney Rice (2005)	13
2. Sterling Sharpe (1986)	10
Monty Means (1995)	10
Jermale Kelly (1997)	10
Sidney Rice (2006)	10
6. Zola Davis (1995)	9
Kenny McKinley (2007)	9
8. Mike Haggard (1972)	8
9. Toby Cates (1994)	7
Troy Williamson (2004)	7

AVERAGE PER RECEPTION (Min. 25 Receptions)

1. Ryan Bethea (1986)	21.2 (27 for 572)
2. Ira Hillary (1984)	20.9 (27 for 564)
3. Jim Mitchell (1970)	20.5 (41 for 842)
4. Toby Cates (1993)	20.0 (27 for 541)
5. Troy Williamson (2004)	19.4 (43 for 835)
6. Eddie Miller (1991)	19.1 (31 for 592)
7. Philip Logan (1975)	18.4 (39 for 716)
8. Horace Smith (1980)	17.5 (26 for 455)
9. Kenny McKinley (2006)	17.3 (51 for 880)
10. Danny Smith (1987)	16.9 (34 for 576)

100-YARD GAMES

1. Sidney Rice (2005)	6
2. Sterling Sharpe (1987)	5
Troy Williamson (2004)	5
Sidney Rice (2006)	5

CONSECUTIVE 100-YARD GAMES

1. Sterling Sharpe (1987)	3
Troy Williamson (2004)	3
Sidney Rice (2005)	3

Career

RECEIVING YARDS

1. Kenny McKinley (2005-08)	2,781
2. Sterling Sharpe (1983-87)	2,497
3. Zola Davis (1995-98)	2,354
4. Sidney Rice (2005-06)	2,233
5. Robert Brooks (1988-91)	2,211
6. Jermale Kelly (1997-00)	2,181
7. Philip Logan (1974-77)	2,063
8. Fred Zeigler (1967-69)	1,876
9. Troy Williamson (2002-04)	1,754
10. Ira Hillary (1981-84)	1,566

RECEIVING TOUCHDOWNS

1. Sidney Rice (2005-06)	23
2. Robert Brooks (1988-91)	19
Jermale Kelly (1997-00)	19
Kenny McKinley (2005-08)	19
5. Sterling Sharpe (1983-87)	17
Zola Davis (1995-98)	17
7. Philip Logan (1974-77)	15
8. Toby Cates (1991-94)	13
Monty Means (1992-95)	13
Troy Williamson (2002-04)	13

AVERAGE PER RECEPTION (Min. 75 receptions)

1. Philip Logan (1974-77)	19.6
2. Eddie Miller (1988-91)	19.3
Troy Williamson (2002-04)	19.3
4. Ira Hillary (1981-84)	17.4
5. Danny Smith (1984-87)	17.1
6. Jim Mitchell (1969-71)	16.4
7. Brian Scott (1998-01)	16.2
8. Toby Cates (1991-94)	16.1
9. Sidney Rice (2005-06)	15.7
10. Sterling Sharpe (1983-87)	14.8

100-YARD GAMES

1. Sidney Rice (2005-06)	11
2. Sterling Sharpe (1983-87)	10

CONSECUTIVE GAMES WITH A RECEPTION

1. Kenny McKinley (2005-08)	43
2. Sterling Sharpe (1985-87)	34
Jermale Kelly (1997-00)	34
4. Ryan Brewer (2000-02)	31

Career Receiving Leaders (by Receptions)

No.	PLAYER	YEARS	REC.	YARDS	AVG.
1.	Kenny McKinley	2005-08	207	2,781	13.4
2.	Sterling Sharpe	1983, 1985-87	169	2,497	14.8
3.	Zola Davis	1995-98	164	2,354	14.4
4.	Robert Brooks	1988-91	156	2,211	14.2
5.	Jermale Kelly	1997-00	153	2,181	14.3
6.	Fred Zeigler	1967-69	146	1,876	12.8
7.	Sidney Rice	2005-06	142	2,233	15.7
8.	Cory Boyd	2003-07	117	1,303	11.1
9.	Stanley Pritchett	1992-95	116	1,097	9.5
10.	Brandon Bennett	1991-94	111	984	8.9
11.	Ryan Brewer	1999-02	107	1,136	10.6
12.	Philip Logan	1974-77	105	2,063	19.6
13.	Harold Green	1986-89	94	859	9.1
14.	Brian Scott	1998-01	93	1,506	16.2
15.	Troy Williamson	2002-04	91	1,754	19.3
16.	Jim Mitchell	1969-71	90	1,474	16.4
	Ira Hillary	1981-84	90	1,566	17.4
18.	Toby Cates	1991-94	89	1,435	16.1
19.	Danny Smith	1984-87	78	1,336	17.1
20.	Eddie Miller	1988-91	76	1,464	19.3
21.	Monty Means	1992-95	75	1,069	14.3
22.	Jared Cook	2006-08	73	1,107	15.2
23.	J.R. Wilburn	1963-65	70	951	13.6
	Mike Haggard	1970-72	70	1,052	15.0
	Willie Scott	1977-80	70	896	12.8



Sterling Sharpe




Zola Davis

100-YARD RECEIVING GAMES

210	Troy Williamson	South Florida	9/18/04
206	Zola Davis	Vanderbilt	10/24/98
199	Fred Zeigler	Virginia	11/2/68
191	Sidney Rice	Missouri	12/30/05
189	Marcus Robinson	Mississippi State	9/28/96
185	Zola Davis	Mississippi State	10/14/95
184	Monty Means	Louisiana Tech	9/16/95
175	Philip Logan	Georgia Tech	9/11/76
167	Sterling Sharpe	Clemson	11/22/86
167	Boo Williams	Kentucky	10/10/98
162	Horace Smith	Wake Forest	11/15/80
161	Fred Zeigler	Maryland	10/19/68
161	Sidney Rice	Florida Atlantic	9/23/06
157	Sterling Sharpe	East Carolina	10/25/86
157	Brian Scott	Kentucky	10/7/00
155	Jim Mitchell	Georgia	10/3/70
151	Sidney Rice	Wofford	9/16/06
151	Kenny McKinley	Tennessee	10/27/07
146	Mike Farrell	Clemson	11/24/73
146	Ira Hillary	The Citadel	9/8/84
146	Sterling Sharpe	Virginia Tech	10/11/86
144	Sterling Sharpe	Georgia	9/26/87
143	Brian Scott	Vanderbilt	10/20/01
140	Jackie Brown	Virginia	9/9/72
140	Troy Williamson	Clemson	11/23/02
139	Sidney Rice	Houston	12/29/06
136	Robert Brooks	East Carolina	9/28/91
135	Philip Logan	Clemson	11/20/76
135	Toby Cates	East Carolina	10/8/94
134	Danny Smith	Appalachian State	9/7/85
134	Stanley Pritchett	Georgia	9/2/95
132	Jim Mitchell	Clemson	11/21/70
132	Sidney Rice	Vanderbilt	10/22/05
131	Stanley Pritchett	Kentucky	9/23/95
131	Troy Williamson	Georgia	9/11/04
130	Moe Brown	Georgia	9/13/08
130	Kenny McKinley	Arkansas	11/8/08
129	Philip Logan	Appalachian State	11/8/75
129	Brandon Bennett	Louisiana Tech	9/18/93
128	Mike Farrell	Virginia Tech	10/6/73
126	Sidney Rice	Arkansas	11/4/06
125	Sidney Rice	Kentucky	10/8/05
125	Kenny McKinley	Clemson	11/24/07
124	Marty Woolbright	Virginia Tech	10/6/73
124	Marty Woolbright	Louisiana State	10/27/73
124	Sterling Sharpe	Florida State	11/8/86
123	Mike Haggard	Miami, Ohio	10/21/72
123	Jermale Kelly	Mississippi State	9/23/00
122	Fred Zeigler	Clemson	11/22/69
122	Sidney Rice	Clemson	11/19/05
120	Zola Davis	Central Florida	9/6/97
119	Sterling Sharpe	Georgia	9/27/86
119	Eddie Miller	West Virginia	9/14/91
119	Jermale Kelly	Mississippi State	9/27/97
118	Sterling Sharpe	NC State	10/31/87
118	Robert Brooks	Virginia Tech	9/22/90
117	David Pitchko	The Citadel	10/20/90
115	Philip Logan	Miami (Ohio)	9/17/77
115	Zola Davis	Clemson	11/18/95
114	Kent Hagood	Pacific	11/7/81
114	Jermale Kelly	Clemson	11/21/98
113	Stanley Pritchett	Mississippi State	10/14/95
113	Matthew Thomas	Mississippi	11/1/03
112	Eddie Muldrow	Clemson	11/25/72
112	Robert Brooks	NC State	10/27/90

112	Brian Scott	Arkansas	10/13/01
112	Sidney Rice	Tennessee	10/29/05
112	Sidney Rice	Florida	11/12/05
112	Kenny McKinley	Houston	11/29/06
111	Jared Cook	Vanderbilt	9/4/08
111	Jim Mitchell	Florida State	10/23/71
111	Scott Thomas	Mississippi	10/19/74
110	Mike Haggard	Virginia	9/9/72
110	Zola Davis	Marshall	9/19/98
110	Kenny McKinley	Auburn	9/28/06
109	Jim Mitchell	Maryland	10/17/70
109	Willie Scott	Pittsburgh	12/29/80
109	Toby Cates	Clemson	11/21/92
109	Mike Reddick	Florida	11/13/93
109	Zola Davis	Kent	10/7/95
109	Dion LeCorn	Arkansas	11/3/07
107	Fred Zeigler	Virginia Tech	11/16/68
107	Fred Zeigler	Maryland	10/25/69
107	Mike Haggard	Clemson	11/2/70
107	Sterling Sharpe	East Carolina	10/24/87
107	Zola Davis	Ole Miss	10/3/98
107	Jermale Kelly	Alabama	9/29/00
107	Kenny McKinley	Mississippi State	9/29/07
106	Benny Galloway	Florida State	10/26/68
106	Philip Logan	Georgia	9/27/75
106	Sterling Sharpe	Virginia	10/17/87
106	Ryan Brewer	Georgia	9/14/02
105	J.R. Wilburn	Wake Forest	10/16/65
105	Philip Logan	Miami (Ohio)	12/20/75
105	Troy Williamson	Troy	9/25/04
104	Chris Wade	Georgia	9/26/82
104	Sterling Sharpe	East Carolina	10/26/85
104	Zola Davis	Louisiana State	9/30/95
103	Jackie Brown	Duke	9/18/71
103	George Rogers	Mississippi	10/15/77
103	Robert Brooks	East Carolina	9/17/89
103	Sidney Rice	Clemson	11/25/06
102	Eugene Wilson	Duke	10/8/71
102	Kevin White	Virginia Tech	10/10/87
102	Troy Williamson	Virginia	9/6/03
102	Matthew Thomas	LSU	10/18/03
102	Kenny McKinley	Georgia	9/8/07
101	Eric Poole	The Citadel	8/31/85
101	Danny Smith	Virginia Tech	10/10/87
101	Troy Williamson	Kentucky	10/12/02
100	James Adkisson	Eastern Michigan	9/16/00



Sidney Rice

100-Yard Receiving Games

Sidney Rice	11	Moe Brown	1
Sterling Sharpe	10	Jared Cook	1
Zola Davis	8	Benny Galloway	1
Kenny McKinley	7	Kent Hagood	1
Philip Logan	6	Ira Hillary	1
Troy Williamson	6	Dion LeCorn	1
Fred Zeigler	5	Monty Means	1
Robert Brooks	4	Eddie Miller	1
Jermale Kelly	4	Eddie Muldrow	1
Jim Mitchell	4	David Pitchko	1
Mike Haggard	3	Eric Poole	1
Stanley Pritchett	3	Mike Reddick	1
Brian Scott	3	Marcus Robinson	1
Jackie Brown	2	George Rogers	1
Toby Cates	2	Willie Scott	1
Mike Farrell	2	Horace Smith	1
Danny Smith	2	Scott Thomas	1
Matthew Thomas	2	Chris Wade	1
Marty Woolbright	2	Kevin White	1
James Adkisson	1	J.R. Wilburn	1
Brandon Bennett	1	Boo Williams	1
Ryan Brewer	1	Eugene Wilson	1

Freshman Records

GAME

Rushing Yards

Brandon Bennett vs. E. Tenn. State (10/5/91) 278

Points Scored

Harold Green vs. Nebraska (10/4/86)	18
Brandon Bennett vs. E. Tennessee St. (10/5/91)	18
Zola Davis vs. Kent (10/7/95)	18
Demetris Summers vs. UAB (9/20/03)	18
Sidney Rice vs. Vanderbilt (10/22/05)	18

Touchdowns Scored

Harold Green vs. Nebraska (10/4/86)	3
Brandon Bennett vs. E. Tennessee St. (10/5/91)	3
Zola Davis vs. Kent (10/7/95)	3
Demetris Summers vs. UAB (9/20/03)	3
Sidney Rice vs. Vanderbilt (10/22/05)	3

Pass Receptions

Sidney Rice vs. Missouri (12/30/05) 12

Pass Receiving Yards

Sidney Rice vs. Missouri (12/30/05) 191

Longest Pass Reception

Robert Brooks vs. East Carolina (9/17/88) 97

SEASON

Points Scored

Collin Mackie (1987) 113

Touchdowns Scored

Sidney Rice (2005) 13

Most Pass Receptions

Sidney Rice (2005) 70

Most Pass Receiving Yards

Sidney Rice (2005) 1,143

Scoring

Single Game

POINTS SCORED

1. Sidney Rice vs. Florida Atlantic (9/23/06) 30
2. Mike Dingle vs. Virginia Tech (9/22/90) 24
Stanley Pritchett vs. Mississippi St. (10/14/95) 24

TOUCHDOWNS SCORED

1. Sidney Rice vs. Florida Atlantic 99/23/06) 5
2. Mike Dingle vs. Virginia Tech (9/22/90) 4
Stanley Pritchett vs. Mississippi St. (10/14/95) 4

Single Season

POINTS SCORED

1. Collin Mackie (1987) 113
2. Harold Green (1987) 96
3. Ryan Succop (2008) 90
4. Ryan Succop (2006) 85
5. George Rogers (1980) 84
6. Collin Mackie (1988) 82
7. Eddie Leopard (1970) 78
Sidney Rice (2005) 78
9. Collin Mackie (1990) 76
Stanley Pritchett (1995) 76
Ryan Succop (2007) 76

TOUCHDOWNS SCORED

1. Harold Green (1987) 16
2. George Rogers (1980) 14
3. Sidney Rice (2005) 13
4. Jeff Grantz (1975) 12
Stanley Pritchett (1995) 12
Sterling Sharpe (1986) 12
Derek Watson (2000) 12
Andrew Pinnock (2001) 12
9. Nine Players Tied 10

TOUCHDOWNS RESPONSIBLE FOR

1. Steve Taneyhill (1995) 30

Career

POINTS SCORED

1. Collin Mackie (1987-90) 330
2. Ryan Succop (2005-08) 251
3. George Rogers (1977-80) 202
4. Reed Morton (1993-96) 201
5. Harold Green (1986-89) 198
6. Scott Hagler (1983-86) 195
7. Mark Fleetwood (1981-83) 186
Dan Weaver (2001-03) 186
9. Brandon Bennett (1991-94) 180
Cory Boyd (2003-07) 168

TOUCHDOWNS SCORED

1. George Rogers (1977-80) 33
2. Harold Green (1986-89) 33
3. Brandon Bennett (1991-94) 28
Cory Boyd (2003-07) 28
5. Andrew Pinnock (1999-2002) 27
6. Jeff Grantz (1972-75) 26
7. Thomas Dendy (1982-85) 25
8. Sterling Sharpe (1983, 85-87) 24
9. Jay Lynn Hodgin (1972-74) 23
Sidney Rice (2005-06) 23

TOUCHDOWNS RESPONSIBLE FOR

1. Steve Taneyhill (1992-95) 64

Total Offense

Single Game

TOTAL OFFENSE

1. Steve Taneyhill vs. Mississippi St. (10/14/95) 512
2. Todd Ellis vs. East Carolina (10/24/87) 429
3. Todd Ellis vs. Virginia Tech (10/11/86) 428
4. Steve Taneyhill vs. East Carolina (10/8/94) 421
5. Blake Mitchell vs. Middle Tennessee (11/18/06) 380
6. Tommy Suggs vs. Florida State (10/24/70) 370
7. Syvelle Newton vs. South Florida (9/18/04) 363
8. Todd Ellis vs. Appalachian St. (10/1/88) 362
9. Bobby Fuller vs. NC State (10/27/90) 360
10. Syvelle Newton vs. Mississippi (10/9/04) 356

MOST PLAYS

1. Steve Taneyhill vs. East Carolina (10/8/94) 63

Single Season

TOTAL OFFENSE

1. Steve Taneyhill (1995) 3,056
2. Todd Ellis (1987) 3,016
3. Todd Ellis (1986) 2,975
4. Steve Taneyhill (1994) 2,413
5. Bobby Fuller (1991) 2,363
6. Phil Petty (2000) 2,344
7. Todd Ellis (1988) 2,253
8. Jeff Grantz (1975) 2,288
9. Blake Mitchell (2005) 2,240
10. Bobby Fuller (1990) 2,210

MOST PLAYS

1. Todd Ellis (1987) 527

MOST YARDS PER GAME

1. Steve Taneyhill (1995) 277.8

Career

TOTAL OFFENSE

1. Todd Ellis (1986-89) 9,351
2. Steve Taneyhill (1992-95) 8,164
3. Blake Mitchell (2004-07) 5,873
4. Anthony Wright (1995-98) 5,834
5. Phil Petty (1998-01) 5,797
6. George Rogers (1977-80) 5,442
7. Tommy Suggs (1968-70) 5,025
8. Jeff Grantz (1972-75) 5,017
9. Bobby Fuller (1990-91) 4,573
10. Dondrial Pinkins (2000-04) 4,213

MOST PLAYS

1. Todd Ellis (1986-89) 1,621

MOST YARDS PER GAME

1. Todd Ellis (1986-89) 217.5

MOST YARDS PER PLAY

1. Todd Ellis (1986-89) 5.77

Todd Ellis holds the Carolina record for consecutive starts with 43, followed by **Steve Taneyhill** (39), **Sheldon Brown** (35) and **Kalimba Edwards** (33).

All-Purpose

Single Season

ALL-PURPOSE YARDAGE

1. George Rogers (1980) 1,917
2. Derek Watson (2000) 1,834
3. George Rogers (1979) 1,821
4. Sterling Sharpe (1986) 1,745
5. Duce Staley (1996) 1,484
6. Brandon Bennett (1994) 1,466
7. Sterling Sharpe (1987) 1,428
8. Duce Staley (1995) 1,423
9. Boo Williams (1998) 1,406
10. Cory Boyd (2007) 1,308

ALL-PURPOSE YARDS PER GAME

1. George Rogers (1980) 159.8

Career

ALL-PURPOSE YARDAGE

1. George Rogers (1977-80) 5,932
2. Brandon Bennett (1991-94) 4,720
3. Robert Brooks (1988-91) 4,301
4. Sterling Sharpe (1983, 1985-87) 3,947
5. Harold Green (1986-89) 3,864
6. Cory Boyd (2003-07) 3,643
7. Derek Watson (1999-01) 3,578
8. Thomas Dendy (1982-85) 3,317
9. Jay Lynn Hodgin (1972-74) 3,178
10. Boo Williams (1996-99) 3,140

OPPONENT HIGHS

	TEAM	
Rushing Yards	Arkansas (11/3/07)	542
Passing Yards	Georgia (9/3/94)	485
Total Offense	Arkansas (11/3/07)	651

INDIVIDUAL

Yards Rushing	Darren McFadden (11/3/07)	321
Longest Run	Kirby Moore, Georgia (10/7/67)	87
Points Scored	Madre Hill, Arkansas (9/9/95)	36
Touchdowns Scored	Madre Hill, Arkansas (9/9/95)	6
Touchdown Passes	Chris Leak, Florida (11/13/04)	6
Pass Receptions	Ron Sellers, Florida State (10/24/68)	16
	Earl Bennett, Vanderbilt (11/22/05)	16
Yards Receiving	Travis McGriff, Florida (11/14/98)	222
Touchdown Receptions	Ron Sellers, Florida State (10/24/68)	3
	Mitchell Galloway, East Carolina (10/8/94)	3
	Ike Hilliard, Florida (11/11/95)	3
Longest Field Goal	Rex Robinson, Georgia (11/1/80)	57
Longest Kickoff Return	Leodis McKelvin, Troy (9/24/05)	100
Longest Punt Return	Randy Rhino, Georgia Tech (9/16/72)	99
Longest Interception Return	Marcus King, Missouri (12/30/05)	99

Placekicking

Single Game

FIELD GOALS MADE

- Collin Mackie vs. West Virginia (11/22/90) 5

FIELD GOALS ATTEMPTED

- Britt Parrish vs. East Carolina (10/1/77) 6
- Collin Mackie vs. Virginia Tech (10/8/88) 6

PATs MADE

- Reed Morton vs. Kent (10/7/95) 11

Single Season

FIELD GOALS MADE

- Collin Mackie (1987) 25
- Ryan Succop (2008) 20
- Collin Mackie (1988) 19
- Mark Fleetwood (1982) 17
- Collin Mackie (1990) 16
- Ryan Succop (2006) 16

FIELD GOALS ATTEMPTED

- Collin Mackie (1987) 32
- Ryan Succop (2008) 30
- Collin Mackie (1988) 25
- Collin Mackie (1990) 22
- Marty Simpson (1992) 21

FIELD GOAL PERCENTAGE (Min. 10 Attempts)

- Eddie Leopard (1980) 1.000 (12 of 12)

FIELD GOAL PERCENTAGE (Min. 15 Attempts)

- Mark Fleetwood (1982) .944 (17 of 18)

PATs MADE

- Scott Hagler (1984) 45
- Eddie Leopard (1980) 42
- Bobby Marino (1973) 38
- Collin Mackie (1987) 38
- Reed Morton (1995) 38

PATs ATTEMPTED

- Scott Hagler (1984) 45
- Eddie Leopard (1980) 43
- Reed Morton (1995) 43
- Bobby Marino (1973) 40
- Scott Hagler (1986) 38
- Collin Mackie (1987) 38

PAT PERCENTAGE

- 12 Players Tied, Last: Ryan Succop (2008) 1.000



Collin Mackie

Career

FIELD GOALS MADE

- Collin Mackie (1987-90) 72
- Ryan Succop (2005-08) 49
- Mark Fleetwood (1981-83) 39
- Reed Morton (1993-96) 39
- Daniel Weaver (2000-03) 32

FIELD GOALS ATTEMPTED

- Collin Mackie (1987-90) 98
- Ryan Succop (2005-08) 69
- Reed Morton (1993-96) 54
- Mark Fleetwood (1981-83) 53
- Daniel Weaver (2000-03) 48

FIELD GOAL PERCENTAGE

- Josh Brown (2003-05) .741 (20 of 27)
- Mark Fleetwood (1981-83) .736 (39 of 53)
- Collin Mackie (1987-90) .735 (72 of 98)
- Reed Morton (1993-96) .722 (39 of 54)
- Ryan Succop (2005-08) .710 (49 of 69)

CONSECUTIVE FIELD GOALS

- Collin Mackie (1987-88) 15

PATs MADE

- Scott Hagler (1983-86) 117
- Collin Mackie (1987-90) 114
- Ryan Succop (2005-08) 104
- Daniel Weaver (2000-03) 88
- Bobby Marino (1973-75) 84
- Reed Morton (1993-96) 84

PATs ATTEMPTED

- Scott Hagler (1983-86) 118
- Collin Mackie (1987-90) 115
- Ryan Succop (2005-08) 106
- Daniel Weaver (2000-03) 94
- Reed Morton (1993-96) 90

PAT PERCENTAGE (Min. 40 Made)

- Scott Hagler (1983-86) .992 (117 of 118)
- Collin Mackie (1987-90) .991 (114 of 115)
- Ryan Succop (2005-08) .981 (104 of 106)
- Mark Fleetwood (1981-83) .971 (69 of 71)
- Eddie Leopard (1977, 1980) .965 (56 of 58)

CONSECUTIVE PATs

- Scott Hagler (1984-86) 82

LONGEST FIELD GOALS

- | | | | |
|----|----------------|-------------------|----------|
| 58 | Mark Fleetwood | Georgia | 9/25/82 |
| 55 | Ryan Succop | Vanderbilt | 10/21/06 |
| 54 | Scott Hagler | Clemson | 11/23/85 |
| 54 | Ryan Succop | Arkansas | 11/8/08 |
| 53 | Mark Fleetwood | NC State | 10/29/83 |
| 52 | Tommy Bell | NC State | 9/25/71 |
| 52 | Scott Hagler | NC State | 11/2/85 |
| 52 | Collin Mackie | East Carolina | 9/17/88 |
| 51 | Mark Fleetwood | Cincinnati | 10/2/82 |
| 50 | Scott Hagler | Wake Forest | 11/15/86 |
| 50 | Collin Mackie | Virginia Tech | 10/8/88 |
| 50 | Marty Simpson | East Carolina | 9/19/92 |
| 50 | Ryan Succop | Tennessee | 10/28/06 |
| 49 | Britt Parrish | Notre Dame | 10/23/76 |
| 49 | Scott Hagler | Appalachian State | 9/7/85 |
| 49 | Collin Mackie | Clemson | 11/21/87 |
| 49 | Collin Mackie | Louisiana State | 12/31/87 |
| 49 | Reid Bethea | Alabama | 9/30/00 |
| 49 | Josh Brown | Tennessee | 10/29/05 |
| 49 | Ryan Succop | Auburn | 9/28/06 |
| 49 | Ryan Succop | Tennessee | 10/27/07 |

Punting

Single Game

MOST PUNTS

- Ed Clary vs. Florida (10/10/36) 15

PUNTING AVERAGE (Min. 5 Punts)

- Chris Norman vs. Miami (0) (9/1/83) 58.3

PUNTING AVERAGE (Min. 10 Punts)

- Max Runager vs. Mississippi (10/21/78) 47.0

LONGEST PUNT

- Bill Jeffords vs. North Carolina (11/4/24) 90 yards

Single Season

MOST PUNTS

- Robby Reynolds (1971) 89

MOST YARDS PUNTING

- Chris Norman (1981) 3,367

PUNTING AVERAGE

- Daren Parker (1989) 44.3 (49 for 2170)
- Ryan Succop (2006) 43.7 (29 for 1267)
- Tom O'Connor (1985) 43.7 (52 for 2270)
- Chris Norman (1981) 43.2 (78 for 3367)
- Courtney Leavitt (1998) 42.9 (43 for 1846)

Career

MOST PUNTS


- Chris Norman (1980-83) 261

MOST YARDS PUNTING

- Chris Norman (1980-83) 10,677

PUNTING AVERAGE

- Ryan Succop (2005-07) 42.3 (85 for 3597)
- Tom O'Connor (1984-85) 41.8 (118 for 4934)
- Max Runager (1974-78) 41.1 (192 for 7899)
- Tyler Dean (1999-2002) 41.1 (154 for 6334)
- Courtney Leavitt (1996-99) 40.3 (234 for 9446)



Max Runager

Single Game

MOST KICKOFFS RETURNED

- Chris Culliver vs. Arkansas (11/3/07) 8
- Three players tied 6

MOST KICKOFF RETURN YARDS

- Chris Culliver vs. Arkansas (11/3/07) 222

MOST PUNTS RETURNED

- Dick Harris vs. Maryland (10/17/70) 6
- Randy Chastain vs. Clemson (11/24/73) 6
- Kevin Brooks vs. Arkansas (10/18/97) 6

MOST PUNT RETURN YARDS

- Dick Harris vs. Georgia Tech (9/11/71) 143

Single Season

MOST KICKOFFS RETURNED

- Boo Williams (1998) 35
- Chris Culliver (2007, 2008) 34

MOST KICKOFF RETURN YARDS

- Dick Harris (1970) 880
- Chris Culliver (2008) 821

MOST KICKOFFS RETURNED FOR A TOUCHDOWN

- King Dixon (1957) 2
- Boo Williams (1998) 2

BEST KICKOFF RETURN AVERAGE (Min. 10)

- Raynard Brown (1984) 31.2 (11 for 344)

BEST KICKOFF RETURN AVERAGE (Min. 15)

- Boo Williams (1997) 29.3 (18 for 527)

MOST PUNTS RETURNED

- Dick Harris (1971) 37

MOST PUNT RETURN YARDS

- Dick Harris (1971) 362

BEST PUNT RETURN AVERAGE (Min. 10)

- Billy Stephens (1951) 17.1 (18 for 309)

Career

MOST KICKOFFS RETURNED

- Robert Brooks (1988-91) 76
- Chris Culliver (2007-08) 68

MOST KICKOFF RETURN YARDS

- Dick Harris (1969-71) 1,946
- Chris Culliver (2007-08) 1,630

MOST KICKOFFS RETURNED FOR A TOUCHDOWN

- King Dixon (1956-58) 2
- Boo Williams (1996-99) 2

BEST KICKOFF RETURN AVERAGE (Min. 20 Ret.)

- Kent Hagood (1981, 1983-85) 24.7 (21 for 519)

MOST PUNTS RETURNED

- Dick Harris (1969-71) 77

MOST PUNT RETURN YARDS

- Dick Harris (1969-71) 825

BEST PUNT RETURN AVERAGE (Min. 15 Returns)

- Billy Stephens (1949-51) 17.1 (18 for 309)

LONGEST KICKOFF RETURNS

104*	Sterling Sharpe #	Duke	10/12/85
100*	Boo Williams	Vanderbilt	10/25/97
99*	Raynard Brown	Florida State	11/10/84
98*	King Dixon	Texas	10/5/57
98*	Tom Zipperly	NC State	10/28/72
98*	Robert Brooks	Va. Tech	10/8/88
96*	Dick Harris	Georgia	10/31/70
95*	Gene Robinson	The Citadel	10/29/37
95*	Matthew Thomas	Virginia	9/7/02
94*	Al Grygo	Davidson	10/11/40
94*	Kent Hagood	Hawaii	12/5/81
94	B. Bennett (9)/Richardson (85)	Clemson	11/19/94
93*	Jay Lynn Hodgkin	Houston	9/21/73
91*	Frank Adams	La. Tech	11/7/92
90	Don Bailey	North Carolina	9/25/68
90	R. Chastain (5)/J. Grantz (85)	Ohio	10/20/73
90*	Boo Williams	Florida	11/15/97
89*	King Dixon	Furman	10/12/57
89	Hardin Brown	The Citadel	8/31/85
87	Duce Staley	Arkansas	9/9/95
85*	Bru Boineau	Maryland	10/12/29
85*	Todd Berry	N.C. State	10/29/83
84	Captain Munnerlyn	Kentucky	10/11/08
82*	Crip Rhame	Presbyterian	10/18/29
82*	Heyward King	Furman	10/12/57
79	Carlos Thomas	Troy	9/24/05
74	Matthew Thomas	UAB	9/20/03
73	Toy McCord	Georgia	10/7/67
73*	Terry Cousin	Louisiana Tech	9/16/95
68	Dick Harris	Tennessee	11/7/70
67	Chris Culliver	Tennessee	11/1/08
66	Derek Watson	Georgia	9/8/01
63	Duce Staley	Tennessee	10/28/95
62	Troy Williamson	Mississippi	11/1/03
61	Ryan Brewer	Wofford	10/3/01
60	Phillip Logan	Wake Forest	11/16/74
59	Don Bailey	NC State	10/31/67
58	Horace Smith	Mississippi	10/21/78
57	Sterling Sharpe	NC State	10/31/87
57	Robert Brooks	Clemson	11/17/90
57	Frank Adams	Kentucky	9/23/93
57	Terry Cousin	Mississippi St.	10/14/95
56	Casper Carter	NC State	10/30/76
56	Brandon Bennett	East Carolina	10/8/94
55	Dick Harris	North Carolina	10/10/70
54	Dick Harris	Virginia Tech	10/3/70
54	Kent Hagood	Virginia	10/17/81
53	Derek Watson	Georgia	9/9/00
52	Ben Garnto	Duke	9/30/67
51	Joe Gomes	Miami (Fla.)	11/13/59
51	Henry Laws	Wake Forest	10/13/73
50	Toy McCord	Florida State	11/5/66
50	Dick Harris	Virginia Tech	10/3/70
50	Chris Culliver	Vanderbilt	9/4/08

— NCAA recognizes 100 yards

*For Touchdown




Dick Harris

LONGEST PUNT RETURNS

98*	Bobby Bryant	NC State	10/8/66
97*	Dick Harris	North Carolina	10/10/70
95*	Carl Brazell	Virginia	11/26/55
85*	Stan Stasica	Furman	11/15/41
84	Carroll McClain	Clemson	10/20/55
80*	Bill Jeffords	Erskine	9/29/23
77*	Bobby Bryant	Louisiana State	9/17/66
77*	Dick Harris	Georgia Tech	9/11/71
76*	Billy Stephens	Clemson	10/25/51
75*	Ed Zobel	Virginia	10/6/28
75*	Al Grygo	Clemson	10/24/40
73*	Tyler Hellams	Clemson	11/23/68
73*	Chavez Donnings	Florida	11/15/03
72*	Jim Mitchell	NC State	10/11/69
70*	Bru Boineau	The Citadel	9/31/29
67*	Pat Watson	Virginia	10/21/67
65*	Ed Zobel	Maryland	10/12/29
65*	Darrel Nicklow	Arkansas	9/9/95
63	Jerry Dunlap	So. California	10/1/83
62	Brandon Bennett	Alabama	10/3/92
60	Bob Wimberly	Wofford	10/15/26
59*	Dick Harris	Maryland	10/16/71
59*	Sterling Sharpe	Virginia	10/17/87
56*	Troy Thomas	Virginia	10/17/71
56*	Greg Philpot	Navy	11/12/83
55*	Crip Rhame	Maryland	10/12/29
54	Troy Thomas	Georgia	9/26/81
50*	Bob Wimberly	Erskine	10/26/25
50	Thad Rowe	Wake Forest	11/20/71
50	Carl Platt	Navy	11/12/88



Terry Cousin



Bobby Bryant

Single Game

TOTAL TACKLES

1. James Seawright vs. NC State (11/3/84) 29

INTERCEPTIONS

1. Pat Watson vs. Wake Forest (11/9/68) 4
- Bryant Gilliard vs. Florida State (11/10/84) 4

INTERCEPTION RETURN YARDS

1. Patrick Hinton vs. NC State (10/29/88) 114

Single Season

TOTAL TACKLES

1. Mike Durrh (1983) 179
2. Garry Mott (1973) 167
3. Dana Carpenter (1973) 165
4. Bill Cregar (1973) 164
- Paul Vogel (1984) 164

UNASSISTED TACKLES

1. Jonathan Martin (2002) 93
2. Jasper Brinkley (2006) 85
3. Rashad Faison (2001) 79
4. Dana Carpenter (1972) 77
- Emanuel Cook (2007) 77

TACKLES FOR LOSS

1. Eric Norwood (2007) 19.5
2. Rickey Hagood (1983) 16.0
3. Andrew Provence (1982) 15.0
4. Jasper Brinkley (2006) 14.5
- Eric Norwood (2008) 14.5

SACKS

1. Andrew Provence (1982) 10.0
2. Bill Janus (1978) 9.0
- Karey Johnson (1981) 9.0
- Andrew Provence (1981) 9.0
- Eric Norwood 9.0

INTERCEPTIONS

1. Bryant Gilliard (1984) 9

INTERCEPTION RETURN YARDS

1. Ed Pasky (1949) 159

PASSES BROKEN UP (Since 1981)

1. Chris Major (1985) 17
2. Sheldon Brown (2000) 15
3. Brad Edwards (1987) 13
4. Sheldon Brown (2001) 12
5. Dunta Robinson (2003) 12

Career

TOTAL TACKLES

1. J.D. Fuller (1979, 81-83) 405
2. Andrew Provence (1980-82) 401
3. Mike Durrh (1980-82) 396
4. James Seawright (1981-84) 384
5. Tony Watkins (1991-94) 357
6. Rashad Faison (1999-02) 349
7. Kenneth Robinson (1982-83, 85-86) 340
8. Patrick Hinton (1987-90) 328
9. Ben Washington (1994-97) 326
10. Arturo Freeman (1995-99) 307
11. Marty Dye (1988-91) 300
12. Eric Brown (1990-93) 292
13. Greg Philpot (1983-87) 279
14. Kenny Harney (1998-01) 273
15. Paul Vogel (1981-84) 262
16. Brad Edwards (1984-87) 261
17. Jeremiah Garrison (2000-03) 249
18. Derrick Little (1985-88) 248
19. Joe Reaves (1988-91) 239
- Jonathan Martin (2000-02) 239

UNASSISTED TACKLES

1. Rashad Faison (1999-02) 247
2. Tony Watkins (1991-94) 204
3. Patrick Hinton (1987-90) 191
4. Eric Brown (1990-93) 181
5. Emanuel Cook (2006-08) 179
6. Jonathan Martin (2000-02) 176
7. Kenny Harney (1998-01) 165
8. Marty Dye (1988-91) 164
9. Ben Washington (1994-97) 161
10. Jeremiah Garrison (2000-02) 154

TACKLES FOR LOSS

1. Eric Norwood (2006-08) 43.0
2. Andrew Provence (1980-82) 35.0
3. Frank Wright (1981-84) 32.0
4. Cecil Caldwell (1997-2000) 31.0
5. Rickey Hagood (1980-82) 30.0
6. Roy Hart (1983-84, 85-86) 29.0
7. Rashad Faison (1999-2002) 27.5
8. Kenneth Robinson (1982-83, 85-86) 27.0
9. Glenn Woodley (1983-84) 25.0
10. Fitzgerald Davis (1983-86) 24.5

SACKS

1. Andrew Provence (1980-82) 26.0
2. John Abraham (1996-99) 23.5
3. Eric Norwood (2006-08) 22.0
4. Cecil Caldwell (1997-00) 15.5
5. Stacy Evans (1993-94) 15.0
- Kalimba Edwards (1998-01) 15.0
- George Gause (2001-04) 15.0
8. Phil Ellis (1979-82) 14.0
9. Eric Norwood (2006-07) 13.0
10. Troy Duke (1989-92) 12.5

INTERCEPTIONS

1. Bo Davies (1969-71) 14

INTERCEPTION RETURN YARDS

1. Patrick Hinton (1987-90) 240

Note: Unassisted Tackle Records unavailable prior to 1982 season.


PASSES BROKEN UP (Since 1981)

1. Chris Major (1983-86) 43
2. Sheldon Brown (1998-01) 36
3. Robert Robinson (1985-88) 33
4. Rashad Faison (1999-02) 25
5. Dunta Robinson (2000-03) 22
6. Brad Edwards (1984-87) 21
- Tony Watkins (1991-94) 21
8. Andre Goodman (1998-01) 20
9. Arturo Freeman (1995-97, 99) 19
- Deandre' Eiland (2000-03) 19

LONGEST INTERCEPTION/FUMBLE RETURNS

- | | | | |
|------|------------------------------|------------------|------------|
| 102* | Mel Baxley | Georgia Tech | *9/15/73 |
| 101* | Harry Skipper | Pacific | \$/9/14/82 |
| 101* | Ed Pasky | Wake Forest | \$11/23/49 |
| 98* | Jamacia Jackson | Vanderbilt | 9/4/04 |
| 94* | Dick Harris | Georgia | 10/31/70 |
| 90* | Dutch Brembs | Wake Forest | 1/1/46 |
| 90* | Dewitt Arrowsmith | Davidson | 10/14/38 |
| 83* | Patrick Hinton | NC State | 10/29/88 |
| 81* | Kalimba Edwards | Tennessee | 10/28/00 |
| 80* | Crip Rhame | Clemson | 10/24/29 |
| 78* | Buddy Frick | North Carolina | +11/6/54 |
| 75* | Bru Boineau | Clemson | 10/24/29 |
| 75* | Colie Seaborn | Clemson | 10/25/17 |
| 70 | Andre Goodman | Georgia | 9/9/00 |
| 70* | Ed Zobel | Maryland | 10/12/29 |
| 69* | Deandre' Eiland | Temple | 9/21/02 |
| 68* | Stoney Woodson | Tennessee | 11/1/08 |
| 64* | Chris Abrams | East Carolina | 10/8/94 |
| 64* | Alex Urban | Clemson | 10/24/40 |
| 64* | Jerry Hughes | Clemson | #10/20/38 |
| 61* | Brad Edwards | Clemson | 11/22/86 |
| 60* | Scott Windsor | North Carolina | 11/11/89 |
| 60* | George Belk | Clemson | 10/27/21 |
| 59 | Al Usher | Georgia Tech | 9/12/70 |
| 58 | Ben Washington | Georgia | 9/14/96 |
| 57* | Ko Simpson | Arkansas | +11/6/04 |
| 57* | Ko Simpson | Georgia | 9/11/04 |
| 55* | Chuck Finney | N.C. State | 10/31/81 |
| 54* | Tony Watkins | E. Tennessee St. | 10/5/91 |
| 54 | Blake Edwards | Clemson | 10/23/24 |
| 53* | Eric Norwood | Kentucky | 10/4/07 |
| 52 | Patrick Hinton | Miami (Fla.) | 12/5/87 |
| 52 | Emanuel Cook | Mississippi | 10/4/08 |
| 51* | Terry Cousin | Arkansas | 10/19/96 |
| 50 | K. Lester (0)/J. Caskey (50) | Duke | 9/23/61 |

*For Touchdown \$ — NCAA recognizes 100 yards
+ — Intercepted fumble # — Intercepted pichout



James Seawright