



SOUTH CAROLINA BASKETBALL

MBB CONTACT: EMILY MILES // EFEENEY@MAILBOX.SC.EDU // 803-777-7743 // @EMILYMILES_SID

2016-17 SCHEDULE

OVERALL: 5-0 | SEC: 0-0

NOVEMBER

6	Newberry +	W, 107-89
11	Louisiana Tech	W, 85-76
13	Holy Cross %	W, 81-49
15	Monmouth %	W, 70-69 (OT)
18	SC State %	W, 92-50
23	No. 25/24 Michigan	W, 61-46
26	vs. No. 18/16 Syracuse !	2:30 p.m./ESPN3

DECEMBER

1	Vermont	6:30 p.m./SECN+
4	FIU	2 p.m./SECN+
12	vs. Seton Hall &	9 p.m./TBD
17	at USF	1 p.m./CBSSN
21	Clemson	9 p.m./ESPNU
27	Lander	7 p.m./SECN
30	at Memphis	9 p.m./ESPNU

JANUARY

4	at Georgia*	7 p.m./ESPNU
7	Texas A&M*	1:30/4:30 p.m./CBS
11	at Tennessee*	6:30 p.m./ SECN
14	Ole Miss*	6:30 p.m./ESPNU
18	Florida*	6:30 p.m./ SECN
21	at Kentucky*	4-8 p.m./ESPN/2
24	Auburn*	6:30 p.m./ SECN
28	at Missouri*	8:30 p.m. SECN

FEBRUARY

1	at LSU*	9 p.m./ SECN
4	Georgia*	2 p.m./ESPN/2
7	Alabama*	6:30 p.m./ SECN
11	at Mississippi State*	8 p.m./ESPN2
15	Arkansas*	6:30 p.m./ SECN
18	at Vanderbilt*	8:30 p.m./ SECN
21	at Florida*	7 p.m./ESPN
25	Tennessee*	1 p.m./ SECN
28	Mississippi State*	7 p.m./ESPNU

MARCH

4	at Ole Miss*	8:30 p.m./ SECN
8-12	TBA (SEC Tournament)	TBA

All home games in **bold** | All times listed Eastern
* indicates SEC contest | + indicates exhibition | **SECN+** - SEC Network + | **SECN** - SEC Network | **CBSSN** - CBS Sports Network | % - Brooklyn Hoops Holiday Invitational (Columbia, S.C.) | ! - Brooklyn Hoops Holiday Invitational (Brooklyn, N.Y.) | & - Under Armour Reunion (New York, N.Y.)

SOUTH CAROLINA (5-0) vs. No. 18/16 SYRACUSE (4-0)

SAT., NOV. 26 • BARCLAYS CENTER (18,103) • BROOKLYN, N.Y. • 2:30 P.M. ET • ESPN3



GAMECOCKS



ORANGE

VS.

Head Coach: Frank Martin (FIU, '93)
Record At Carolina: 75-63 (5th season)
Career Record: 192-117 (10th season)
Record vs. Syracuse: 0-1

Top scorer: Thornwell (20.8)
Top rebounder: Thornwell (7.2)
Top assist maker: Notice (3.4)
Media Relations: Emily Miles
Twitter Updates: @GamecockMBB

Head Coach: Jim Boeheim (Syracuse, '66)
Record At Syracuse: 888-342 (41st season)
Career Record: Same
Record vs. S. Carolina: 3-1

Top scorer: White III (17.3)
Top rebounder: Lydon (7.3)
Top assist maker: Howard (7.3)
Media Relations: Pete Moore
Twitter Updates: @CUSE_MBB

GAME 6

Broadcast: ESPN3
Play-By-Play: Mike Gleason
Analyst: Mark Adams

Radio: Gamecock Radio Network
Play-By-Play: Derek Scott
Analyst: Casey Manning
Sirius: N/A; **XM:** N/A

Watch: WatchESPN/ESPN3
Live Stats: GamecocksOnline.com
Tickets: Ticketmaster.com

Series: Syracuse leads 3-1
Last Meeting: 66-59 SC win, March 26, 2002, in New York
Neutral Court Series: Series is tied 1-1

PROBABLE STARTERS

SOUTH CAROLINA	HT.	WT.	YR.	HOMETOWN	PPG	RPG	MP
G - #10 Duane Notice	6-2	225	Sr.	Toronto, Ontario	11.2	1.8	30.6
G - #0 Sindarius Thornwell	6-5	211	Sr.	Lancaster, S.C.	20.8	7.2	31.4
G - #15 PJ Dozier	6-6	205	So.	Columbia, S.C.	9.2	2.6	25.2
F - #21 Maik Kotsar	6-10	245	Fr.	Tallin, Estonia	7.8	4.0	20.2
F - #30 Chris Silva	6-9	223	So.	Libreville, Gabon	10.2	6.0	17.0
SYRACUSE	HT.	WT.	YR.	HOMETOWN	PPG	RPG	MPG
G - #1 Frank Howard	6-5	205	So.	Suitland, Md.	9.0	3.0	21.8
G - #3 Andrew White III	6-7	210	Gr.	Richmond, Va.	17.3	4.3	27.8
F - #20 Tyler Lydon	6-9	223	So.	Elizabethville, N.Y.	9.8	7.3	26.8
F - #21 Tyler Roberson	6-8	226	Sr.	Union, N.J.	12.3	6.5	23.5
C - #32 Dajuan Coleman	6-9	258	Gr.	Jamesville, N.Y.	5.3	6.0	13.5

TODAY'S GAME

South Carolina is set to face its second ranked opponent this week when it travels to Brooklyn, N.Y., to face No. 18/16 Syracuse at the Barclays Center in the Brooklyn Hoops Holiday Invitational. The meeting will be the fifth all-time between the two schools and the third on a neutral site.



BROOKLYN HOOPS HOLIDAY INVITE

South Carolina played three home contests in the Brooklyn Hoops Holiday Invitational, posting wins vs. Holy Cross, Monmouth and SC State. Senior guard Sindarius Thornwell led the Gamecocks in scoring in each of those contests, posting 20 vs. Holy Cross, 23 in the overtime victory over Monmouth, and 22 in the victory against SC State.

GAME STORYLINES

- South Carolina is in its 109th season of varsity basketball in 2016-17.
- On the sidelines, Frank Martin is joined by associate head coach Matt Figger, assistant coaches Perry Clark and Bruce Shingler, and director of operations Andy Assaley.
- Paced by Sindarius Thornwell's fourth 20-point game of the season, and a stifling defensive pressure throughout the game, South Carolina held No. 25/24 Michigan to just 19.2 percent (10-52) from the field en route to a 61-46 victory over the Wolverines at Colonial Life Arena on Wednesday. The Wolverines finished with just two assists after averaging 14.3 in their first four games.





















SOCIAL HUB

@GAMECOCKMBB // #GAMECOCKS
FACEBOOK.COM/GAMECOCKMBB



SOUTH CAROLINA GAMECOCKS

Overall: 5-0; SEC: 0-0; Home: 5-0; Away: 0-0; Neutral: 0-0

0		SINDARIUS THORNWELL - Sr. - G - 6-5 - 211 - Lancaster, S.C. MIN PTS RBS AST FG% 3FG% FT% 31.4 20.8 7.2 3.0 48.6 48.0 85.7	- Led team for 3rd-straight game with 23 points and 9 rebounds in OT win vs. Monmouth - Third-straight game with at least 20 points with 22 vs. SC State - Fourth-straight 20-point game with 21 and 10 rebounds in win vs. Michigan - Was 8-of-12 from the field vs. Michigan, also three assists and a team high three blocks
1		KORY HOLDEN - Jr. - G - 6-1 - 181 - Salisbury, Md. MIN PTS RBS AST FG% 3FG% FT% 36.3 17.7 3.0 4.2 39.4 38.8 79.5	- Junior guard who transferred from Delaware and will have to sit out the 2016-17 season due to NCAA transfer rules - Tallied 892 points in two seasons at Delaware - Stats listed are from sophomore season at Delaware
2		HASSANI GRAVETT - R-So. - G - 6-1 - 183 - Villa Rica, Ga. MIN PTS RBS AST FG% 3FG% FT% 20.8 4.2 2.6 2.4 32.1 25.0 0.0	- Averaged 16.1 points, 7.1 rebounds and 3.8 assists per game at Pensacola State, hitting 41.3 percent from the field - Eight points with two rebounds in win vs. SC State - Four rebounds and a team high four assists in win vs. Michigan
4		RAKYM FELDER - Fr. - G - 5-10 - 210 - Brooklyn, N.Y. MIN PTS RBS AST FG% 3FG% FT% 11.5 4.3 1.3 1.3 54.5 75.0 40.0	- Labeled as a strong finisher at the rim and an excellent defender - 16 points, four rebounds and six assists as a senior at Lincoln High School - Tallied eight points in season debut vs. Holy Cross, hitting a pair of 3s in the win - Nine points, two assists, two blocks and two steals in 17 minutes vs. SC State
5		TEMARCUS BLANTON - R-So. - G - 6-5 - 206 - Locust Grove, Ga. MIN PTS RBS AST FG% 3FG% FT% 5.0 3.5 2.5 0.0 50.0 66.7 50.0	- Returned for 2015-16 campaign after suffering a season-ending hip injury during his freshman (2014-15) preseason - Made season debut vs. Holy Cross, hitting a 3 off the bench - Played 7 minutes off the bench in win vs. Monmouth, hitting a clutch 3 - DNP vs. SC State and Michigan due to an abdominal strain
10		DUANE NOTICE - Sr. - G - 6-2 - 225 - Toronto, Canada MIN PTS RBS AST FG% 3FG% FT% 30.6 11.2 1.8 4.3 40.5 35.7 75.0	- 17 points, three assists/3-of-6 from 3 in opener vs. La Tech - Dished five assists with six points in win vs. Holy Cross - Assist on game-winner in OT victory vs. Monmouth; 15 points, 5 assists 3 steals vs. Hawks - Five points and four assists in win vs. SC State - 13 points and five rebounds in win vs. Michigan
12		KHADIM GUEYE - Fr. - F - 7-0 - 235 - Dakar, Senegal MIN PTS RBS BLK FG% 3FG% FT% 9.0 1.2 1.8 0.6 20.0 0.0 1.000	- Labeled as a strong and physical center who runs the floor well - Averaged 9.3 points, 9.5 rebounds and 1.2 blocks per game last season at Victory Rock Prep - Tallied first points of the season vs. SC State, scoring six points with five rebounds
13		TOMMY CORCHIANI - Fr. - G - 6-1 - 173 - Raleigh, N.C. MIN PTS RBS AST FG% 3FG% FT% 3.0 0.0 1.0 0.0 0.0 0.0 0.0	- Averaged 12 points, four rebounds and four assists during senior season at Ravenscroft High School - Son of former NC State standout Chris Corchiani - Saw action vs. SC State, collecting a rebound
14		RAN TUT - Jr. - F - 6-9 - 210 - Melbourne, Australia MIN PTS RBS AST FG% 3FG% FT% 8.8 1.5 3.0 0.3 42.9 0.0 0.0	- Played two seasons at Monroe College, averaging 10.4 points, 5.9 rebounds and 1.1 blocks in 21.0 minutes per game - Prior to time at Monroe, attended Victory Rock Prep in Bradenton, Fla. - Valuable minutes off the bench in opener vs. La Tech, 4 points, 6 rebounds
15		PJ DOZIER - So. - G - 6-6 - 205 - Columbia, S.C. MIN PTS RBS AST FG% 3FG% FT% 25.2 9.2 2.6 3.0 36.8 43.8 91.7	- 15 points with five assists and a steal in win vs. Holy Cross - After going scoreless in regulation, hit the game-winning jumper at the buzzer to propel Carolina to OT win over Monmouth; scored 6 of 10 OT points for Carolina - Tallied eight points with a team high six assists and three steals in win vs. SC State
20		JUSTIN MCKIE - Sr. - G - 6-4 - 204 - Columbia, S.C. MIN PTS RBS AST FG% 3FG% FT% 21.2 6.4 4.0 0.6 48.3 21.4 50.0	- Tallied 10 points of 5-of-7 shooting in win vs. Holy Cross - Solid in OT win vs. Monmouth, 8 points, career high 6 rebounds in 27 minutes - Six points with four rebounds and two steals in win vs. SC State - Five points and four rebounds in win over Michigan
21		MAIK KOTSAR - Fr. - F - 6-10 - 245 - Tallin, Estonia MIN PTS RBS BLK FG% 3FG% FT% 20.2 7.8 4.0 0.3 73.9 0.0 50.0	- Tallied four points with two rebounds in OT win vs. Monmouth - Perfect 7-of-7 from the field in win vs. SC State, just missing on a double-double with 15 points and eight rebounds - Another solid outing vs. Michigan, 10 points and five rebounds with two assists
23		EVAN HINSON - Fr. - G - 6-4 - 238 - Deltona, Fla. MIN PTS RBS AST FG% 3FG% FT% - - - - - - -	- Averaged 23.5 points, 6.8 rebounds and 4.7 assists per game as a junior when he was named the Daytona Beach News-Journal's Player of the Year on the hardwood - Also a member of the Carolina football team, playing tight end
24		SEDEE KEITA - Fr. - F - 6-9 - 240 - Philadelphia, Pa. MIN PTS RBS AST FG% 3FG% FT% 8.0 0.0 1.0 0.0 0.0 0.0 0.0	- Was sidelined during preseason camp due to a wrist injury - Cleared for practice on Monday, Nov. 21 - Made season debut vs. Michigan, pulling two a rebound
25		CHRISTIAN SCHMITT - Fr. - G - 6-0 - 175 - Mars, Pa. MIN PTS RBS AST FG% 3FG% FT% 3.0 0.0 0.0 0.0 0.0 0.0 0.0	- Walk-on who joined the Gamecocks this fall - Averaged 12.0 points, 3.0 rebounds and 5.0 assists per game during senior season at Mars Area High - Saw action vs. SC State
30		CHRIS SILVA - So. - F - 6-9 - 223 - Libreville, Gabon MIN PTS RBS BLK FG% 3FG% FT% 17.0 10.2 6.0 2.0 63.0 0.0 73.9	- Scored nine points with a game high eight rebounds in win vs. Holy Cross - Collected first-career double-double with 10 points and 10 rebounds in OT win vs. Monmouth - 11 points with seven rebounds and three blocks in win vs. SC State - 10 points, three rebounds, an assist and block in win over Michigan
31		JARRELL HOLLIMAN - R-Jr. - F - 6-7 - 206 - Alpharetta, Ga. MIN PTS RBS AST FG% 3FG% FT% 10.8 1.0 1.0 0.5 50.0 0.0 0.0	- R-junior forward who saw action in four contests last season - Career high 14 minutes in opener vs. La Tech, scoring first points of his career, finishing with four points and an assist - Collected a rebound vs. Holy Cross in 12 minutes off the bench
34		JOHN RAGIN - So. - G - 6-2 - 177 - Eastover, S.C. MIN PTS RBS AST FG% 3FG% FT% - - - - - - -	- Saw action in four contests before an illness sidelined him for the final 11 games of the season - Tallied two points in home win vs. Francis Marion (Dec. 30)

INTERVIEW POLICIES

All interview requests must be made in advance to SID Emily Miles in the South Carolina Media Relations Office. Beginning with the start of practice in October, Miles will release a weekly coach and student-athlete availability schedule to media on Mondays.

Post-Game Interview Policy: After each home game, the visiting coach will address the media first, followed by South Carolina student-athletes then South Carolina head coach Frank Martin. (Depending on deadline, this may be altered on a game-by-game basis).

Road Interview Policy: Interviews with Coach Martin and Gamecock student-athletes while on the road will be scheduled according to the home post-game media procedure.

All interviews are to be coordinated through the Media Relations Office. This allows the staff to arrange the interview when it best suits the student-athlete's and the reporter's schedules. Please contact the Media Relations Office in advance to make your interview requests. Media are not permitted to contact student-athletes on their own at any time.

All interviews will take place at the designated media interview site for that day as listed in the weekly availability schedule or in the Media Relations Office.

Dormitory, apartment and cell phone numbers for student-athletes will not be provided to the media. Should you need to conduct a telephone interview with a student-athlete, a call will be placed to you from the student-athlete at a mutually agreeable time.

SOUTH CAROLINA MEDIA RELATIONS

Emily Miles, primary contact

Associate Director

cell: 803-727-3284

e-mail: efeeny@mailbox.sc.edu

Twitter: @EmilyMiles_SID

Website: www.GamecocksOnline.com

Facebook: www.Facebook.com/GamecockMBB

Twitter: @GamecockMBB

Instagram: @GamecockMBB

STAT COMPARISON

	SC	ORANGE	NCAA Rank
Record	5-0	4-0	1/1
Conference Record	-	-	-
Current Streak	W5	W4	-
Scoring Avg.	77.8	86.2	122/40
Opponent Scoring Avg.	58.0	52.5	16/4
Scoring Margin	+19.8	+33.8	28/7
Field Goal %	.471	.524	103/15
Opponent Field Goal %	.323	.292	8/4
3-Point Field Goal %	.385	.446	77/10
Opponent 3-Point Field Goal %	.231	.192	12/2
3-Point Field Goal Made PG	8.0	10.3	123/20
3-Point Field Goal Attempts PG	20.8	23.0	135/195*
Free Throw %	.726	.648	101/259
Opponent Free Throw %	.728	.633	-
Rebounding Avg.	40.0	46.2	84/11
Opponent Rebounding Avg.	29.2	33.8	-
Rebounding Margin	+10.8	+12.5	24/15
Turnovers Avg.	14.4	11.5	215/46
Opponent Turnover Avg.	14.2	13.0	176/238
Assists Avg.	15.0	21.3	120/7
Blocks Avg.	6.0	8.0	21/3
Steals Avg.	5.6	8.5	236/48

% indicates total attempts

NCAA stats games through Nov. 23

BY THE NUMBERS

20+

Senior guard Sindarius Thornwell enters Saturday's contest with four straight 20-point outings. It marks the first time in his career that he has had four consecutive games with 20 or more points.

19.2%

South Carolina held Michigan to just 19.2% from the field with a stifling defensive outing on Wednesday. UM entered the game averaging 47.4% from the field.

499

Senior guard Sindarius Thornwell needs just one rebound to capture 500 for his career. He paces Carolina with 7.2 rebounds per game through the first five games of the season.

10.2

Sophomore forward Chris Silva has posted double figure points in four of five games this season, averaging 10.2 points per game. He posted six double-figure scoring games as a freshman.

A SOUTH CAROLINA WIN WOULD ...

- Improve Carolina's all-time record vs. Syracuse to 2-3 and improve the Gamecocks' neutral site record vs. the Orange to 2-1
- Be Carolina's first win over a current member of the ACC since posting a 65-59 win over Clemson on Dec. 18, 2015
- Even Frank Martin's record to 1-1 vs. the Orange; Martin's final game as head coach at Kansas State came in a loss vs. Syracuse in the NCAA East Region Third Round in Pittsburgh
- Be the third Gamecock win at the Barclays Center during Martin's tenure as head coach

- The Gamecocks held Michigan to just 19.2 percent from the field on Wednesday. It marked the fourth-straight opponent the Gamecocks have held under 40% from the field (Holy Cross: 37.8%; Monmouth: 30.8%; SC State: 30.8%; Michigan: 19.2%).

- The Gamecocks posted a 90-52 victory over visiting SC State on Nov. 18. Senior guard Sindarius Thornwell led Carolina for the fourth-straight game with a game best 22 points. Freshman forward Maik Kotsar was a perfect 7-of-7 from the field and tallied 15 points, and sophomore big Chris Silva added 11. Carolina shot 50.8% (33-65) from the field, marking its third game shooting 50% or better this season.

- The Gamecocks claimed a hard-fought overtime victory over visiting Monmouth on Nov. 15, fueled by a buzzer beater jumper from sophomore guard PJ Dozier in overtime for the 70-69 win. South Carolina held Monmouth to just 23.3 percent (7-30) from the field in the opening half with stifling defense, but the Gamecock offense was unable to find its rhythm as well, hitting a slightly better 26.7 percent (8-30) in the set. The game had several scoring runs, with the team's trading the lead late in the second half which resulted in the extra time. Senior guard Sindarius Thornwell led Carolina for the third-straight game, scoring 23 points, with nine rebounds, five assists, three blocks and two steals.

- Sophomore forward Chris Silva posted the first double-double of his career in the win vs. the Hawks with 10 points and a team high 10 rebounds.

- South Carolina hit 27 baskets, including 12 3s, in an 81-49 win over Holy Cross on Nov. 13 at Colonial Life Arena in the first of three home contests as part of the Brooklyn Hoops Holiday Invitational. Senior guard Sindarius Thornwell once again paced the Gamecocks with 20 points, marking the 16th 20-point game of his career.

- South Carolina won its 16th-straight season opener on Nov. 11, posting an 85-76 victory over Louisiana Tech at Colonial Life Arena. It would be a game that would go down to the wire, as a late surge fueled by back-to-back transition dunks from South Carolina's Chris Silva and Sindarius Thornwell would secure the win. Carolina hit 52.6 percent from the field, and was led by

Thornwell's 18 points and seven rebounds.

- South Carolina returns two starters and eight letterwinners from last season's squad that posted a 25-9 overall record, matching the Carolina record for total wins.

- Those returning starters feature the only backcourt in the SEC with two 1,000-point scorers, in senior guards Sindarius Thornwell and Duane Notice. The duo accounted for 24.2 points and 6.1 assists per game last season.

- Thornwell was named to the SEC All-Defensive Team last March, while Notice was named the league's Sixth Man Of The Year.

- The Gamecocks return just 49.4 percent of their scoring from a year ago, with the departure of three senior starters in Michael Carrera (14.5 ppg), Laimonas Chatkevicius (10.2 ppg) and Mindaugas Kacinas (9.9 ppg).

- The Gamecocks began the 2015-16 season 15-0, their best start since the 1933-34 campaign.

- Carolina welcomes 10 newcomers to the squad this season in Tommy Corchiani, Rakym Felder, Hassani Gravett, Khadim Gueye, Evan Hinson, Kory Holden, Sedee Keita, Maik Kotsar, Christian Schmitt and Ran Tut.

SCOUTING SYRACUSE

- The Orange is led by head coach Jim Boheim in his 41st season. He has led the program to six Final Four appearances and the 2003 National Championship.

- Syracuse has wins this season over Colgate, Holy Cross, Monmouth and South Carolina State.

- Three average double-figures entering Saturday's matchup, led by graduate transfer guard

KEY STAT

Saturday's game showcases two of the top defenses in the country in South Carolina and Syracuse. The Gamecocks rank eighth nationally in field goal percent defense entering the matchup, while the Orange ranks fourth. Just one of Carolina's opponents this season has shot better than 40% from the field.

ASSOCIATED PRESS TOP 25

Nov. 21, 2016

Rk.	Team	Record	Pts.
1	Kentucky (42)	4-0	1,592
2	Villanova (21)	5-0	1,561
3	Indiana (2)	3-0	1,443
4	North Carolina	4-0	1,399
5	Kansas	2-1	1,374
6	Duke	4-1	1,337
7	Virginia	3-0	1,198
8	Arizona	3-0	1,129
9	Xavier	5-0	1,099
10	Louisville	3-0	947
11	Gonzaga	3-0	872
12	Creighton	4-0	770
13	Oregon	2-1	748
14	UCLA	4-0	735
15	Saint Mary's	3-0	703
16	Wisconsin	2-1	666
17	Purdue	2-1	613
18	Syracuse	3-0	610
19	West Virginia	3-0	474
20	Baylor	3-0	371
21	Iowa State	3-0	319
22	Texas	3-0	251
23	Rhode Island	4-1	217
24	Michigan State	2-2	183
25	Michigan	4-0	89
25	Florida State	4-0	89

Others receiving votes: California 56, Maryland 55, Miami 44, Cincinnati 39, Wichita St 36, Florida 34, Seton Hall 15, Dayton 14, Butler 14, Virginia Tech 12, Notre Dame 6, Colorado 4, Ohio State 4, Ohio 1, Rutgers 1, Tennessee State 1

Dropped from rankings: Cincinnati 24, California 25

ESPN/USA TODAY TOP 25

Nov. 21, 2016

Rk.	Team	Record	Pts.
1	Kentucky (20)	4-0	754
2	Villanova (4)	5-0	725
3	Duke (5)	4-1	658
4	North Carolina	4-0	654
5	Indiana (2)	3-0	650
6	Virginia	3-0	600
6	Kansas	2-1	600
8	Xavier	5-0	545
9	Arizona	3-0	530
10	Louisville	3-0	470
11	Gonzaga	3-0	409
12	Oregon	2-1	390
13	UCLA	4-0	318
14	Wisconsin	2-1	306
15	Saint Mary's	3-0	301
16	Syracuse	3-0	288
17	West Virginia	3-0	284
18	Creighton	4-0	280
19	Purdue	2-1	254
20	Michigan State	2-2	227
21	Texas	3-0	146
22	Iowa State	3-0	134
23	Maryland	4-0	94
24	Michigan	4-0	79
25	Rhode Island	4-1	70

Others receiving votes: Baylor 60, California 38, Miami 37, Florida 26, Seton Hall 21, Cincinnati 20, Florida State 20, VCU 11, Colorado 11, Butler 10, Notre Dame 9, Wichita St 9, Utah 7, NC State 5, Dayton 5, Texas A&M 4, Virginia Tech 3, Oklahoma 3, Connecticut 3, Yale 2, UCF 1, UAB 1, Arkansas 1, Northern Iowa 1, CSU Bakersfield 1



SOUTHEASTERN CONFERENCE STANDINGS

As of Nov. 24

Team	Conference	Overall
Florida	0-0	4-0
Kentucky	0-0	5-0
South Carolina	0-0	5-0
Auburn	0-0	4-1
Ole Miss	0-0	4-1
Arkansas	0-0	3-1
LSU	0-0	3-1
Mississippi State	0-0	3-1
Texas A&M	0-0	2-1
Alabama	0-0	3-2
Georgia	0-0	3-2
Missouri	0-0	2-2
Vanderbilt	0-0	2-2
Tennessee	0-0	2-3

COACHES TELECONFERENCE

The weekly SEC men's basketball coaches teleconference will be held Monday, Jan. 2 and 16; Thursday, Jan. 26; Monday, Feb. 6, 20 and March 6. Media representatives wishing to participate in the teleconference should contact the SEC Communications Department for further details. Each coach will appear on the teleconference for seven minutes, according to the following schedule:

ORDER OF APPEARANCE

(All Times Eastern)

11:00 a.m.	Bryce Drew, Vanderbilt
11:07 a.m.	Mike White, Florida
11:14 a.m.	Frank Martin, South Carolina
11:21 a.m.	Mark Fox, Georgia
11:28 a.m.	Johnny Jones, LSU
11:35 a.m.	John Calipari, Kentucky
11:42 a.m.	Rick Barnes, Tennessee
11:49 a.m.	Mike Anderson, Arkansas
11:56 a.m.	Avery Johnson, Alabama
12:03 a.m.	Bruce Pearl, Auburn
12:10 a.m.	Andy Kennedy, Ole Miss
12:17 a.m.	Ben Howland, Miss. State
12:24 a.m.	Kim Anderson, Missouri
12:31 a.m.	Billy Kennedy, Texas A&M

In addition, the SEC men's basketball teams who make it to postseason will be on a teleconference on Monday, March 13 beginning at 10:00 a.m. CT.

All SEC basketball teleconferences can be listened to on the internet at www.secdigitalnetwork.com shortly after the conclusion of the teleconference.

CAROLINA BENCH PRODUCTION

GAME	SC-OPP	DIFF.	BENCH SCORER	SC HIGH
La Tech	18-19	-1	Gravett, 7	
Holy Cross	25-9	+16	McKie, 10	
Monmouth	12-14	-2	McKie, 8	
SC State	31-9	+22	Felder, 9	
Michigan	7-15	-8	McKie, 5	
vs. Syracuse				
Vermont				
FIU				
vs. Seton Hall				
at USF				
Clemson				
Lander				
at Memphis				
at Georgia				
Texas A&M				
at Tennessee				
Ole Miss				
Florida				
at Kentucky				
Auburn				
at Missouri				
at LSU				
Georgia				
Alabama				
at Mississippi State				
Arkansas				
at Vanderbilt				
at Florida				
Tennessee				
Mississippi State				
at Ole Miss				

SPECIALTY STATS

(PP) points in paint; (OT) points off turnovers; (2nd) second chance points; (FB) fast break points

(South Carolina-Opponent)

GAME	PP	OT	2ND	FB
La Tech	38-30	17-18	19-9	13-10
Holy Cross	30-20	12-9	13-4	14-4
Monmouth	24-26	10-13	12-17	0-10
SC State	44-12	23-9	28-4	14-4
Michigan	36-8	14-8	9-10	8-0
vs. Syracuse				
Vermont				
FIU				
vs. Seton Hall				
at USF				
Clemson				
Lander				
at Memphis				
at Georgia				
Texas A&M				
at Tennessee				
Ole Miss				
Florida				
at Kentucky				
Auburn				
at Missouri				
at LSU				
Georgia				
Alabama				
at Mississippi State				
Arkansas				
at Vanderbilt				
at Florida				
Tennessee				
Mississippi State				
at Ole Miss				
SC Total	172	76	81	49
SC Average	34.4	15.2	16.2	9.8
Opp Total	96	57	44	28
Opp Average	19.2	11.4	8.8	5.6

UNIVERSITY INFORMATION

Location Columbia, S.C.
Founded 1801
Enrollment 33,724
Nickname Gamecocks
Colors Garnet (PMS 202) and Black
National Affiliation NCAA Division I
Conference Southeastern (SEC)
Athletics Web Address www.GamecocksOnline.com
University Web Address www.sc.edu
President Dr. Harris Pastides
NCAA Representative Dr. Valinda Littlefield
Athletics Director Ray Tanner
Basketball Administrator/Chief Operating Officer Kevin O'Connell

BASKETBALL STAFF/INFORMATION

Head Coach Frank Martin
Alma Mater Florida International, '93
Record At South Carolina/Seasons 75-63 (.543), 5th season
Overall Record/Seasons 192-117 (.621), 10 season
Assoc. Head Coach/Recruiting Coord. Matt Figger (Eastern Kentucky, '95)
Assistant Coach Perry Clark (Gettysburg, '74)
Assistant Coach Bruce Shingler (St. Augustine's College, '06)
Director of Basketball Operations Andy Assaley (Cincinnati, '96)
Strength & Conditioning Coach Scott Greenawalt (Muskingum College, '98)
Athletic Trainer Mark Rodger (Buffalo, '01)
Video Coordinator Jay Gibbons (Clayton State, '03)
Student-Athlete Development Doug Edwards (Florida State, '07)
Student Assistant Coach Brian Steele (South Carolina, '16)
Graduate Student Manager Ryan McIntyre (West Virginia, '16)
Director of Social Media Dushawn Davis (Coastal Carolina, '11)
Special Assistant to the Head Coach Jarett Gerald (South Carolina, '11)
Associate Media Relations Director Emily Miles (Ball State, '03)
Home Arena Colonial Life Arena
Capacity 18,000
Arena General Manager Sid Kenyon
Press Row Phone Number 803-777-6182

BASKETBALL HISTORY

First Year of Basketball 1908
All-Time Record 1,372-1,212-1 (.530)
Overall Postseason Record 26-19
NCAA Tournament Appearances 8 (1971, 1972, 1973, 1974, 1989, 1997, 1998, 2004)
NCAA Tournament Record 4-9
Last NCAA Tournament Appearance 2004, L vs. Memphis, 59-43
NIT Appearances 11 (1969, 1975, 1978, 1983, 1991, 1996, 2001, 2002, 2005, 2006, 2009, 2016)
NIT Record 22-10
Last NIT Appearance 2016, L vs. Georgia Tech, 83-66
Conference Championships/Titles
..... SoCon Regular Season (1927, 1933, 1934, 1945); SoCon Tournament
Champion (1933); ACC Regular Season (1970);
..... ACC Champion (1971); SEC Regular Season (1997); SEC East Division
Co-Champions (2009)

MEDIA RELATIONS

Associate Media Relations Director/Men's Basketball Emily Miles
Miles' email efeeny@mailbox.sc.edu
Miles' office phone 803-777-7743
Miles' cell phone 803-727-3284
Miles on Twitter @EmilyMiles_SID
Website GamecocksOnline.com

Andrew White III's 17.3 per game. Tyler Roberson (12.3) and John Gillon (11.8) also provide at least 10 points per game.

- Six different Syracuse players reached double-figure points in the most recent win over SC State, including a game high 15 from White III.

- On the year, Syracuse is averaging 52.4 percent from the field, and 44.6 percent from 3-point range. Orange opponents have hit just 29.2 percent from the field.

SYRACUSE SERIES

Syracuse holds a 3-1 upperhand in the all-time series with South Carolina, but the series is tied 1-1 in neutral site matchups. Carolina's lone win in the series came on March 26, 2002, in the Postseason NIT at Madison Square Garden. Below is a breakdown of the series.

SYRACUSE (1-3)

H: 0-1; A: 0-1; N: 1-1

F. 7, 1979	N	64-71	L
J. 24, 1999	A	37-84	L
J. 13, 2000	H	74-77 (OT)	L
M. 26, 2002	N	66-59	W

QUOTABLE

Gamecock head coach Frank Martin on the week ahead (vs. Michigan, vs. Syracuse), and looking back at the start of the season:

"Excited for the week ahead. Excited for the progress our team has made after the first four games. I thought we've gotten better every game - offensively and defensively. I knew Sindarius [Thornwell] and Duane [Notice] for the most part, how they would react playing such drastic differences in the teams on such short turns, but everything else was kind of an unknown. After going back and reviewing, the young guys, and even PJ [Dozier] and Chris [Silva], because they are still young, we tend to forget that even though they played last year they are just starting their sophomore years, I thought our team handled all that pretty well. Turnovers, I think Monmouth is the one game we had too many - I think we had 20 that game. What concerns me is not the amount of turnovers but the kind of turnovers. We have to be better there."

BY THE NUMBERS

2,470 - Senior guards Duane Notice and Sindarius Thornwell have combined to score 2,470 points during their time in the Garnet and Black.

499 - Sindarius Thornwell ranks third among active players in the SEC with 499 career rebounds.

1,382 - Entering Saturday's matchup vs. Syracuse, senior guard Sindarius Thornwell ranks 17th all-time at Carolina with 1,382 career points.

1,088 - Senior guard Duane Notice ranks 34th all-time at Carolina with 1,088 points entering Wednesday's matchup vs. Michigan.

37.6% - Senior guard Duane Notice ranks seventh all-time in Carolina history in career 3-point field goal percentage (37.6%, 160-425) entering Wednesday's matchup with the Wolverines.

25-1 - Over the course of the last two seasons, the Gamecocks are 25-1 in games when leading at the half. Carolina was 20-1 last season when leading at the half, and 5-0 early this season when holding the edge at the break.

2.0 - Sophomore forward Chris Silva is currently averaging 2.0 blocks per game, which leads the Gamecocks and ranks fifth in the SEC.

MICHIGAN NOTABLES

- The win over Michigan marked head coach Frank Martin's 23rd over a ranked opponent in his career.

- The Gamecocks have now won 21 of their last 24 games in Colonial Life Arena.

- South Carolina picked up its first home win over a current member of the Big Ten since a 74-68 win at Frank McGuire Arena vs. Ohio State on Dec. 20, 1988.

- The win was the Gamecocks' first over a current member of the Big Ten since a 74-67 win over Penn State on Nov. 22, 2007, at the Old Spice Classic in Orlando.

- Senior guard Sindarius Thornwell, who tallied his fourth-straight 20-point performance, came into tonight's contest T-2 in the SEC in scoring at 20.8 ppg.

- Freshman big man Maik Kotsar finished with 10 points, marking his second-straight game in double figures. Sophomore forward Chris Silva (10) and senior Duane Notice (13) joined Kotsar and Thornwell in double figures.

- Carolina held Michigan's leading scorer, Zak Irvin, to just five points and 2-of-13 shooting. The five points were 9.5 under his season average of 14.5 entering Wednesday evening's game.

- Freshman forward Sedee Keita made his South Carolina debut late in the first half when he checked into the game.

- Sophomore guard Hassani Gravett logged a career-high playing 29 minutes off the bench Wednesday night.

SC STATE NOTABLES

- With the win, South Carolina improves to 21-0 all-time vs. SC State.
- The Gamecocks have now won 20 of their last 23 games in Colonial Life Arena.
- Eight players logged 15 or more minutes for Carolina tonight.
- The Gamecocks shot 50.8 percent from the field, marking the second time this year the team shot 50 percent or better from the field.
- Senior guard Justin McKie led all bench players in minutes for the third-straight game (27).
- Sophomore guard PJ Dozier led the team with six assists.
- Freshman guard Rakym Felder led all bench scorers with nine points.

MONMOUTH NOTABLES

- The game marked the eighth time in Frank Martin's 10 seasons as a head coach that his team has won the first three games of the season, and the third time in his five seasons at South Carolina.
- Senior guard Sindarius Thornwell tallied his second-straight 20-point outing and the 17th of his career after scoring 23 tonight.
- Sophomore forward Chris Silva tallied his first career double-double with 10 points and 10 rebounds.
- The Gamecocks have held all three opponents below 50 percent shooting so far this season (La Tech 43.6%, Holy Cross 37.8% and Monmouth 30.8%).
- Senior guard Justin McKie led all bench scorers for the second-straight game in points (8) and minutes (27).

UP NEXT

South Carolina returns home to host a pair of non-conference matchups next week when Vermont (Dec. 1) and FIU (Dec. 4) travel to Colonial Life Arena. Tip time versus Vermont is set for 6:30 p.m. ET on SEC Network+, while the FIU contest will begin at 2 p.m. ET, also on SEC Network+.

CAROLINA TRENDS UNDER MARTIN

Gamecock trends under Frank Martin ...

- South Carolina is 47-33 when posting at least six made 3s in a game.
 - South Carolina posted 12 made 3s in the 32-point win vs. Holy Cross on Nov. 13, 2016.
- South Carolina is 61-23 when scoring more points in the paint than its opponent.
 - The Gamecocks out-scored La Tech 38-30 in points in the paint in the 2016-17 season opener.
- South Carolina is 63-29 when holding its opponents to under 45 percent from the field.
 - South Carolina held Michigan to 19.2% from the field on Nov. 23.
- South Carolina is 61-27 when out-rebounding its opponent.
 - The Gamecocks out-rebounded SC State by 23 rebounds in the win on Nov. 18.

EXHIBITION RECAP

South Carolina opened its 2016-17 season with a 107-89 exhibition win over Newberry College on Nov. 6 at Colonial Life Arena. Carolina shot 50.0 percent from the field in the game en route to its offensive outburst. Senior guard Sindarius Thornwell led all players with 34 points on 13-of-24 shooting. Thornwell recorded a double-double with 11 rebounds, which led the team. He also led the team with five assists and five blocks.

THORNWELL NAMED TO PRESEASON SQUAD

Senior guard Sindarius Thornwell was named to the Preseason All-SEC First Team on Thursday by the league's coaches. Thornwell enters the season as the league's high scorer for active players with 1,278 career points. This marks the third-straight season that Thornwell has garnered preseason honors from the coaches, as he was named to the Preseason All-SEC Second Team prior to his sophomore and junior campaigns.

2016-17 SCHEDULE

South Carolina has an exciting schedule set for the 2016-17 campaign. The slate features 14 games, with 10 home contests, including one exhibition. Highlighting the non-conference portion of the schedule is the Gamecocks' participation in the Brooklyn Hoops Holiday Invitational, as well as a matchup versus Seton Hall in the Under Armour "Reunion" doubleheader at Madison Square Garden in mid-December. The Gamecocks will face eight teams that advanced to the postseason a year ago, with four of those NCAA Tournament participants, including Syracuse, which advanced to the Final Four.

GAMECOCKS CONCLUDE HISTORIC 2015-16 REGULAR SEASON

South Carolina concluded an historic regular season on March 5, 2015, with a 76-61 win on the road at Arkansas. That victory set the school record for regular-season wins at 24. The Gamecocks began the season 15-0, their best start since the 1933-34 campaign, and the 24 wins marked the most since the 1996-97 squad also posted 24 victories. In addition, South Carolina's 11 SEC wins marked the most since 1998, match the second-most ever by a Carolina team and marked just the fourth time that the Gamecocks had double-digit SEC wins in their 25 years in the league.

ROSTER BREAKDOWN

Returning Starters (2)

Duane Notice
Sindarius Thornwell
**based on final game of 2015-16 season*

Returning Letterwinners (8)

TeMarcus Blanton
PJ Dozier
Jarrell Holliman
Justin McKie
Duane Notice
John Ragin
Chris Silva
Sindarius Thornwell

Guards (12)

Tommy Corchiani
Rakym Felder
Evan Hinson
PJ Dozier
John Ragin
TeMarcus Blanton
Hassani Gravett
Kory Holden
Justin McKie
Duane Notice
Christian Schmitt
Sindarius Thornwell

Forwards (6)

Khadim Gueye
Sedee Keita
Maik Kotsar
Chris Silva
Ran Tut
Jarrell Holliman

By Height

Christian Schmitt (6-0)
Rakym Felder (6-1)
Tommy Corchiani (6-1)
Hassani Gravett (6-1)
Kory Holden (6-1)
John Ragin (6-2)
Duane Notice (6-2)
Evan Hinson (6-4)
Justin McKie (6-4)
TeMarcus Blanton (6-5)
Sindarius Thornwell (6-5)
PJ Dozier (6-6)
Jarrell Holliman (6-7)
Sedee Keita (6-9)
Chris Silva (6-9)
Ran Tut (6-9)
Maik Kotsar (6-10)
Khadim Gueye (7-0)

2016-17 SOUTH CAROLINA MEN'S BASKETBALL ROSTER

Alphabetical Roster

No.	Name	Pos.	Ht.	Wt.	Cl.	Exp.	Hometown/High/Last School
5	TeMarcus Blanton	G	6-5	206	R-SO	1VL	Locust Grove, Ga./Luella
13	Tommy Corchiani	G	6-1	173	FR	HS	Raleigh, N.C./Ravenscroft High School
15	PJ Dozier	G	6-6	205	SO	1VL	Columbia, S.C./Spring Valley
4	Rakym Felder	G	5-10	210	FR	HS	Brooklyn, N.Y./Lincoln High School
2	Hassani Gravett	G	6-1	183	SO	TR	Villa Rica, Ga./Alexander/Pensacola State College
12	Khadim Gueye	F	7-0	235	FR	HS	Dakar, Senegal/Bradenton, Fla./Victory Rock Prep
23	Evan Hinson	G	6-4	240	FR	HS	Deltona, Fla./Deltona
1	Kory Holden	G	6-1	181	JR	2VL/TR	Salisbury, Md./J.M. Bennett/Delaware
31	Jarrell Holliman	F	6-7	206	R-JR	2VL	Alpharetta, Ga./Alpharetta/Elmhurst College
24	Sedee Keita	F	6-9	240	FR	HS	Philadelphia, Pa./22ft Basketball Academy
21	Maik Kotsar	F	6-10	245	FR	HS	Tallin, Estonia/Wichita, Kan./Sunrise Christian Academy
20	Justin McKie	G	6-4	204	SR	3VL	Columbia, S.C./Irmo
10	Duane Notice	G	6-2	225	SR	3VL	Woodbridge, Canada/St. Michael's/St. Thomas More (Oakdale, Conn.)
34	John Ragin	G	6-2	177	SO	1VL	Eastover, S.C./Cardinal Newman
25	Christian Schmitt	G	6-0	175	FR	HS	Mars, Pa./Mars Area High School
30	Chris Silva	F	6-9	223	SO	1VL	Libreville, Gabon/Roselle (N.J.) Catholic
0	Sindarius Thornwell	G	6-5	211	SR	3VL	Lancaster, S.C./Oak Hill Academy
14	Ran Tut	F	6-9	210	JR	TR	Melbourne, Australia/Edison Academy/Monroe College

Numerical Roster

No.	Name	Pos.	Ht.	Wt.	Cl.	Exp.	Hometown/High/Last School
0	Sindarius Thornwell	G	6-5	211	SR	3VL	Lancaster, S.C./Oak Hill Academy
1	Kory Holden	G	6-1	181	JR	2VL/TR	Salisbury, Md./J.M. Bennett/Delaware
2	Hassani Gravett	G	6-1	183	SO	TR	Villa Rica, Ga./Alexander/Pensacola State College
4	Rakym Felder	G	5-10	210	FR	HS	Brooklyn, N.Y./Lincoln High School
5	TeMarcus Blanton	G	6-5	206	R-SO	1VL	Locust Grove, Ga./Luella
10	Duane Notice	G	6-2	225	SR	3VL	Woodbridge, Canada/St. Michael's/St. Thomas More (Oakdale, Conn.)
12	Khadim Gueye	F	7-0	235	FR	HS	Dakar, Senegal/Bradenton, Fla./Victory Rock Prep
13	Tommy Corchiani	G	6-1	173	FR	HS	Raleigh, N.C./Ravenscroft High School
14	Ran Tut	F	6-9	210	JR	TR	Melbourne, Australia/Edison Academy/Monroe College
15	PJ Dozier	G	6-6	205	SO	1VL	Columbia, S.C./Spring Valley
20	Justin McKie	G	6-4	204	SR	3VL	Columbia, S.C./Irmo
21	Maik Kotsar	F	6-10	245	FR	HS	Tallin, Estonia/Wichita, Kan./Sunrise Christian Academy
23	Evan Hinson	G	6-4	240	FR	HS	Deltona, Fla./Deltona
24	Sedee Keita	F	6-9	240	FR	HS	Philadelphia, Pa./22ft Basketball Academy
25	Christian Schmitt	G	6-0	175	FR	HS	Mars, Pa./Mars Area High School
30	Chris Silva	F	6-9	223	SO	1VL	Libreville, Gabon/Roselle (N.J.) Catholic
31	Jarrell Holliman	F	6-7	206	R-JR	2VL	Alpharetta, Ga./Alpharetta/Elmhurst College
34	John Ragin	G	6-2	177	SO	1VL	Eastover, S.C./Cardinal Newman

Head Coach: Frank Martin (Florida International, '93)

Associate Head Coach/Recruiting Coordinator: Matt Figger (Eastern Kentucky, '95)

Assistant Coach: Perry Clark (Gettysburg, '74)

Assistant Coach: Bruce Shingler (St. Augustine's College, '05)

Director of Basketball Operations: Andy Assaley (Cincinnati, '96)

Strength & Conditioning Coach: Scott Greenawalt (Muskingum College, '98)

Athletic Trainer: Mark Rodger (Buffalo, '01)

Student-Athlete Development: Doug Edwards (Florida State, '07)

Video Coordinator: Jay Gibbons (Clayton State, '03)

Student Assistant Coach: Brian Steele (South Carolina, '16)

Graduate Student Manager: Ryan McIntyre (West Virginia, '16)

Director of Social Media: Dushawn Davis (Coastal Carolina, '11)

Special Assistant to the Head Coach: Jarett Gerald (South Carolina, '11)

Associate Media Relations Director: Emily Miles (Ball State, '03)

TOP RETURNING ...

Scorer Thornwell, 14.5 ppg
Rebounder Thornwell, 4.8 rpg
Assist Maker Thornwell, 3.8 apg
FG Shooter * Silva, 48.2 FG%
3-Point FG Shooter \$ Notice, 39.8 3FG%
FT Shooter \$ Thornwell, 76.4%
Shot Blocker Silva, 0.9 bpg
Steal Maker Thornwell, 1.5 spg

* at least 100 attempts

\$ at least 50 attempts

PRONUNCIATION GUIDE

RAH-kim Felder
HA-deem Gaye
Cee-dee K-ta
Mike Coat-sar
Justin MACK-ee



HEAD COACH FRANK MARTIN

HEAD COACH | 10TH SEASON OVERALL | 192-117 (.621) | FIFTH SEASON AT SOUTH CAROLINA | 75-63 (.543)

THE MARTIN FILE

COACHING

Experience

32nd year

College Experience

17th season

College Head Coach Experience

10th season

Hire Date At Carolina

March 27, 2012

PERSONAL

Hometown

Miami, Fla.

Alma Mater

Florida International, 1993 (B.A. Physical Ed.)

Family

Wife, Anya

Children, Brandon, Amalia and Christian

COACHING RESUME

High School

Miami Senior High, 1985-93

Varsity Boys' Assistant Coach

Junior Varsity Boys' Head Coach

North Miami High, Head Coach, 1993-95

Miami Senior High, Head Coach, 1995-98

B.T. Washington High, Head Coach, 1999-2000

College Assistant Coach

Northeastern, 2000-04

Cincinnati, 2004-06

Kansas State, 2006-07

College Head Coach

Kansas State, 2007-12

South Carolina, 2012-present

Frank Martin was named the head men's basketball coach at the University of South Carolina on March 27, 2012, becoming the 32nd head coach in the history of the South Carolina program, which enters its 109th season as a varsity sport in 2016-17. Martin owns a 187-117 (.600) overall record as a head coach, entering his 10th season overall, and a 70-63 (.526) record entering his fifth season at South Carolina.

In Martin's fourth season leading the Garnet and Black (2015-16), Carolina put together one of the top seasons in its history, matching a school record for wins with a 25-9 overall record on the year, while the Gamecocks reached double-digit SEC wins for just the fourth time since joining the league, posting an 11-7 mark in conference contests. The SEC finish was Carolina's highest since the league combined its East and West Divisions prior to the 2012 season. South Carolina began the season 15-0, its best start since the 1933-34 campaign and went on to post a school-record 24 regular-season wins.

The Gamecocks received votes or were ranked for 15 weeks in the USA Today Coaches Poll, rising to as high as 15th, and for a total of 14 weeks in the AP poll, rising to as high as 19th, during the season. Carolina advanced to postseason play for the first time since 2009, making their 12th appearance in the Postseason NIT as one of the top four seeds in the event. The Gamecocks posted a win over High Point in the opening round, before suffering a season-ending loss to visiting Georgia Tech on March 21.

Three Gamecocks were honored with postseason awards by the SEC coaches, with senior forward Michael Carrera earning First Team All-SEC accolades, junior guard Sindarius Thornwell was named to the All-Defensive Team and junior guard Duane Notice was named the league's Sixth Man of the Year. Carrera went on to earn honors from several organizations following the best season of his career. Carrera, Notice and Thornwell each reached the 1,000 career-point plateau during the season as well.

Prior to his appointment in Columbia, Martin spent the previous five season as the head coach at Kansas State University, leading the Wildcats to the NCAA Tournament four times, including a trip to the "Elite 8," during the 2009-10 campaign when the squad won a school record 29 contests. Martin's Wildcats won at least 21 games in each of his five seasons at the helm, as the program compiled a record of 117-54 (.684) under his direction. During that time, Kansas State posted a 50-32 (.609) record in Big 12 Conference games, finishing fifth or higher in each season, with three season finishes of third or better.

A native of Miami, Fla., Martin earned his bachelor's degree in physical education from Florida International in 1993. He and his wife, Anya, have three children, Brandon, Amalia and Christian.

MARTIN'S CAREER RECORD, YEAR-BY-YEAR

YEAR	RECORD	CONFERENCE (FINISH)	POSTSEASON
2007-08	21-12	10-6 (3rd)	1-1; NCAA Tournament 2nd Round
2008-09	22-12	9-7 (t4th)	1-1; NIT
2009-10	29-8	11-5 (t2nd)	3-1; NCAA Tournament Elite Eight
2010-11	23-11	10-6 (t3rd)	1-1; NCAA Tournament Third Round
2011-12	22-11	10-8 (5th)	1-1; NCAA Tournament Third Round
2012-13	14-18	4-14 (t12th)	-
2013-14	14-20	5-13 (13th)	-
2014-15	17-16	6-12 (t11th)	-
2015-16	25-9	11-7 (t3rd)	1-1; NIT
2016-17	5-0	-	-
Totals	192-117 (.621)	176-78 (.493)	8-6 (.571)/4 NCAA/2 NIT

GAMECOCKS' RECORD WHEN ...

At home	5-0
On the road	0-0
At neutral sites	0-0
In overtime	0-0
vs. Top 25 team	0-0
vs. Top 10 team	0-0
vs. Top 3 team	0-0
Leading at half	5-0
Trailing at half	0-0
Tied at half	0-0
Shooting 50% or better	3-0
Shooting between 39-49%	1-0
Shooting less than 39%	1-0
Opp. shooting 50% or better	0-0
Opp. shooting between 39-49%	1-0
Opp. shooting less than 39%	4-0
Shooting better than opp.	5-0
Shooting worse than/equal to opp.	0-0
Starters out-score opp. starters	5-0
Opp. starters score/equal more	0-0
Bench out-scores opp. bench	2-0
Opp. bench scores/equals more	3-0
Having more FTs than opp.	1-0
Having equal/less FTs than opp.	4-0
Have more TOs than opp.	3-0
Having equal/less TOs than opp.	2-0
Having more rebounds than opp.	5-0
Having equal/less rebounds than opp.	0-0
Making 6 or more 3FGs	4-0
Having 15 or more assists	4-0
Score more points in paint than opp.	4-0
Scoring equal/less points in paint than opp.	1-0
Scoring more points off TOs than opp.	3-0
Scoring equal/less points off TOs than opp.	2-0
Scoring more 2nd-chance points than opp.	4-0
Scoring equal/less 2nd-chance points than opp.	2-0
Scoring more fast break points than opp.	8-0
Scoring equal/less fast break points than opp.	1-0
Wearing white uniforms	5-0
Wearing Garnet uniforms	0-0
Wearing Black uniforms	0-0
Playing on live TV/live broadcast	5-0
Playing in November	5-0
Playing in December	0-0
Playing in January	0-0
Playing in February	0-0
Playing in March	0-0
Playing a day-game	0-0
Playing a night-game	5-0
Playing on Sunday	1-0
Playing on a Monday	0-0
Playing on a Tuesday	1-0
Playing on a Wednesday	1-0
Playing on a Thursday	0-0
Playing on a Friday	2-0
Playing on a Saturday	0-0
Scoring margin is 5 points or less	0-0
Margin is between 6-10	2-0
Margin is between 11-20	1-0
Margin is more than 20	2-0
Scoring 59 points or less	0-0
Scoring 60-69 points	1-0
Scoring 70-79 points	1-0
Scoring 80-89 points	2-0
Scoring 90-99 points	1-0
Scoring 100+ points	0-0

MISCELLANEOUS

Current streak	W5
Home court streak	W5
Away streak	-
Neutral court streak	-

2016-17 SUPERLATIVES

(tied for team lead also included)

Scoring Leaders	'16-17	Career
Sindarius Thornwell	5	38

Rebounding Leaders	'16-17	Career
Sindarius Thornwell	2	32
Chris Silva	2	7
Maik Kotsar	1	1

Assists Leaders	'16-17	Career
Sindarius Thornwell	2	44
Duane Notice	2	36
PJ Dozier	2	8
Hassani Gravett	1	1

Blocks Leaders	'16-17	Career
Sindarius Thornwell	3	24
Chris Silva	3	10

Steals Leaders	'16-17	Career
PJ Dozier	4	14
Duane Notice	2	20
Hassani Gravett	1	1
Ran Tut	1	1

Double-Figure Scoring	'16-17	Career
Sindarius Thornwell	5	73
Chris Silva	4	10
Duane Notice	3	56
PJ Dozier	2	11
Justin McKie	1	2
Maik Kotsar	2	2

20+ points	'16-17	Career
Sindarius Thornwell	4	19

30+ points	'16-17	Career
-		

Double-Figure Rebounding	'16-17	Career
Sindarius Thornwell	1	7
Chris Silva	1	2

5+ assists	'16-17	Career
Sindarius Thornwell	2	23
Duane Notice	2	16
PJ Dozier	2	5

3+ steals	'16-17	Career
Duane Notice	1	7
PJ Dozier	1	5

2+ blocks	'16-17	Career
Chris Silva	4	14
Sindarius Thornwell	3	11
Maik Kotsar	1	1
Rakym Felder	1	1
Khadim Gueye	1	1

Double-Doubles	'16-17	Career
Sindarius Thornwell	1	7
Chris Silva	1	1

Clutch Free Throws (under 5 min/OT)	FT-FTA	FT%
	Duane Notice	2-2
Sindarius Thornwell	6-7	.857
Chris Silva	2-3	.667
PJ Dozier	1-2	.500
Justin McKie	1-2	.500
Hassani Gravett	0-2	.000
Maik Kotsar	0-2	.000
Totals	12-20	.600

Dunks	'16-17
Chris Silva	7
Sindarius Thornwell	1

Miscellaneous

Largest Halftime Lead	SC 25, vs. SC State (Nov. 18, 2016)
Opp	-
Smallest Halftime Lead	SC 6, vs. Michigan (Nov. 23, 2016)
Opp	-
Fewest Points In First Half	SC 29, vs. Monmouth (Nov. 15, 2016)
Opp	22, vs. Monmouth (Nov. 15, 2016)
Most Points In First Half	SC 50, vs. SC State (Nov. 18, 2016)
Opp	32, Holy Cross (Nov. 13, 2016)
Fewest Points In Second Half	SC 28, vs. Michigan (Nov. 23, 2016)
Opp	17, vs. Holy Cross (Nov. 13, 2016)
Most Points In Second Half	SC 43, vs. La Tech (Nov. 11, 2016)
Opp	45, La Tech (Nov. 11, 2016)
Most Points in Overtime	SC 10, vs. Monmouth (Nov. 15, 2016)
Opp	9, vs. Monmouth (Nov. 15, 2016)
Largest Margin of Victory	SC 42, vs. SC State (Nov. 18, 2016)
Opp	-
Smallest Margin of Victory	SC 1, vs. Monmouth (Nov. 15, 2016)
Opp	-

2016-17 GAME BY GAME COMPARISON

	Date	Result	FG-A	Pct	3FG-A	Pct	FT-A	Pct	O-D-Total	PF	Pts	A	TO	Blk	Stl	Min	Half
La Tech			24-55	.436	7-20	.350	21-30	.700	9-20-29	28	76	8	14	4	11	200	31
South Carolina	Nov. 11, 2016	W, 85-76	30-57	.526	9-18	.500	16-26	.615	10-25-35	20	85	16	15	4	6	200	42
Holy Cross &			17-45	.378	5-20	.250	10-15	.667	5-11-16	16	49	12	9	0	3	200	32
South Carolina	Nov. 13, 2016	W, 81-49	27-46	.587	12-24	.500	15-16	.938	8-24-32	17	81	17	11	6	4	200	44
Monmouth &			20-65	.308	6-28	.214	23-27	.852	15-26-41	24	69	10	18	4	15	225	22
South Carolina	Nov. 15, 2016	W, 70-69 (OT)	23-68	.338	7-23	.304	17-25	.680	16-30-46	22	70	15	20	5	7	225	29
SC State &			16-52	.308	5-14	.357	13-21	.619	8-16-24	19	50	6	14	1	6	200	50
South Carolina	Nov. 18, 2016	W, 92-50	33-65	.508	8-24	.333	18-21	.857	17-30-47	17	92	17	13	9	6	200	92
Michigan			10-52	.192	2-26	.077	24-32	.750	18-18-36	17	46	2	16	0	7	200	27
South Carolina	Nov. 23, 2016	W, 61-46	23-53	.434	4-15	.257	11-18	.611	15-25-40	24	61	10	13	6	5	200	33

& - Brooklyn Hoops Holiday Invitational (Columbia, S.C.) |



SOUTH CAROLINA GAMECOCKS

OVERALL: 5-0; SEC: 0-0; HOME: 5-0; AWAY: 0-0; NEUTRAL: 0-0

DATE	OPP.	W/L	SCORE	RECORD (SEC)	POINTS	REBOUNDS	ASSISTS	BLOCKS	STEALS	ATTENDANCE
Nov. 11, 2016	La Tech	W	85-76	1-0 (0-0)	Thornwell (18)	Thornwell (7)	Thornwell (6)	Silva (2)	Dozier (2)	13,334 (paid)
Nov. 13, 2016	Holy Cross &	W	81-49	2-0 (0-0)	Thornwell (20)	Silva (8)	Notice/Dozier (5)	Thornwell/Silva (2)	4 with 1	9,270 (paid)
Nov. 15, 2016	Monmouth &	W	70-69 (OT)	3-0 (0-0)	Thornwell (23)	Silva (10)	Thornwell/Notice (5)	Thornwell (3)	Notice (3)	9,779 (paid)
Nov. 18, 2016	SC State &	W	92-50	4-0 (0-0)	Thornwell (22)	Kotsar (8)	Dozier (6)	Silva (3)	Dozier (3)	10,159 (paid)
Nov. 23, 2016	Michigan	W	61-46	5-0 (0-0)	Thornwell (21)	Thornwell (10)	Gravett (4)	Thornwell (3)	Dozier (2)	13,051 (paid)

& - Brooklyn Hoops Holiday Invitational (Columbia, S.C.) |

2016-17 GAME-BY-GAME STARTING LINEUPS

OPPONENT, RESULT	GUARD	GUARD	GUARD	FORWARD	FORWARD
La Tech, W	Dozier	Thornwell	Notice	Kotsar	Silva
Holy Cross, W	Dozier	Thornwell	Notice	Kotsar	Silva
Monmouth, W	Dozier	Thornwell	Notice	Kotsar	Silva
SC State, W	Dozier	Thornwell	Notice	Kotsar	Silva
Michigan, W	Dozier	Thornwell	Notice	Kotsar	Silva



#20 - JUSTIN MCKIE

SENIOR | GUARD | 6'4" | 204 | 3 LETTERS

COLUMBIA, S.C./IRMO

SEASON NOTABLES

- Tallied nine points and pulled down six rebounds in the exhibition win vs. Newberry
- Tallied three points and pulled down five rebounds off the bench in opening win vs. La Tech (Nov. 11)
- Posted the second double-figure scoring game of his career with 10 points on 5-of-7 shooting vs. Holy Cross (Nov. 13)
- Led bench scorers with eight points in 27 minutes, also collecting a career high six rebounds in Carolina's OT win vs. Monmouth (Nov. 15)
- Scored six points, grabbed four rebounds, tallied two assists and led all bench players in minutes (21) for the third consecutive game in win vs. SC State (Nov. 18)
- Played 17 minutes off the bench and logged five points, four rebounds and one block in win vs. No. 25/24 Michigan (Nov. 23)

MCKIE'S CAREER HIGHS

Points

Career 12, at Marshall (Dec. 1, 2014)
 Season 10, vs. Holy Cross (Nov. 13, 2016)

Field Goals

Career 5, twice, last vs. Holy Cross (Nov. 13, 2016)
 Season 5, vs. Holy Cross (Nov. 13, 2016)

Field Goal Attempts

Career 10, vs. Monmouth (Nov. 15, 2016)
 Season 10, vs. Monmouth (Nov. 15, 2016)

3-Point Field Goals

Career 2, twice, last vs. UNC Asheville (Nov. 26, 2014)
 Season 1, 3x, last vs. Michigan (Nov. 23, 2016)

3-Point Field Goal Attempts

Career 6, vs. Monmouth (Nov. 15, 2016)
 Season 6, vs. Monmouth (Nov. 15, 2016)

Free Throws

Career 4, vs. Florida (Jan. 7, 2015)
 Season 1, vs. Monmouth (Nov. 15, 2016)

Free Throw Attempts

Career 4, 3x, last vs. Missouri (Jan. 16, 2016)
 Season 2, vs. Monmouth (Nov. 15, 2016)

Rebounds

Career 6, vs. Monmouth (Nov. 15, 2016)
 Season 6, vs. Monmouth (Nov. 15, 2016)

Assists

Career 5, vs. Lipscomb (Nov. 27, 2015)
 Season 2, vs. SC State (Nov. 18, 2016)

Blocks

Career 1, twice, last vs. Michigan (Nov. 23, 2016)
 Season 1, vs. Michigan (Nov. 23, 2016)

Steals

Career 2, vs. Oklahoma St. (Dec. 6, 2014)
 Season -

Minutes Played

Career 27, vs. Monmouth (Nov. 15, 2016)
 Season 27, vs. Monmouth (Nov. 15, 2016)

2016-17

Opponent	Date	GS	Min	FG-FGA	Pct	3FG-FGA	Pct	FFFTA	Pct	Off	Def	Tot	Avg	PF	FO	A	TO	Blk	Stl	Pts	Avg
Louisiana Tech	11/11/16		19	1-3	.333	1-2	.500	0-0	.000	1	4	5	5.0	0	0	1	1	0	0	3	3.0
Holy Cross	11/13/16		22	5-7	.714	0-2	.000	0-0	.000	0	1	1	3.0	0	0	0	0	0	0	10	6.5
Monmouth	11/15/16		27	3-10	.300	1-6	.167	1-2	.500	2	4	6	4.0	2	0	0	2	0	0	8	7.0
SC State	11/18/16		21	3-6	.500	0-2	.000	0-0	.000	1	3	4	4.0	1	0	2	0	0	0	6	6.8
Michigan	11/23/16		17	2-3	.666	1-2	.500	0-0	.000	0	4	4	4.0	3	0	0	0	1	0	5	6.4
vs. Syracuse	11/26/16																				
Vermont	12/1/16																				
FIU	12/4/16																				
vs. Seton Hall	12/12/16																				
at USF	12/17/16																				
Clemson	12/21/16																				
Lander	12/27/16																				
at Memphis	12/30/16																				
at Georgia	1/4/17																				
Texas A&M	1/7/17																				
at Tennessee	1/11/17																				
Ole Miss	1/14/17																				
Florida	1/18/17																				
at Kentucky	1/21/17																				
Auburn	1/24/17																				
at Missouri	1/28/17																				
at LSU	2/1/17																				
Georgia	2/4/17																				
Alabama	2/7/17																				
at Mississippi State	2/11/17																				
Arkansas	2/15/17																				
at Vanderbilt	2/18/17																				
at Florida	2/21/17																				
Tennessee	2/25/17																				
Mississippi State	2/28/17																				
at Ole Miss	3/4/17																				
vs. SEC Tournament	TBD																				
vs. NCAA Tournament	TBD																				

CAREER STATISTICS

Season	GP-GS	Min	Avg	FG	FGA	Pct	3FG	3FGA	Pct	FT	FTA	Pct	Off	Def	Tot	Avg	PF	FO	Ast	TO	Blk	Stl	Pts	Avg
2013-14	17-0	80	4.7	3	17	.176	1	8	.125	2	4	.500	4	12	16	0.9	8	0	5	5	0	3	9	0.5
2014-15	25-0	282	11.3	26	67	.388	11	36	.306	18	23	.783	11	33	44	1.8	20	0	8	11	3	9	81	3.2
2015-16	27-0	217	8.0	14	47	.298	3	18	.167	9	14	.643	7	20	27	1.0	21	1	22	7	2	2	40	1.5
2016-17	5-0	106	21.2	14	29	.483	3	14	.214	1	2	.500	4	16	20	4.0	6	0	3	3	1	0	32	6.4
Totals	74-0	685	9.3	57	160	.356	18	76	.237	30	43	.698	26	81	107	1.4	55	1	38	26	6	14	162	2.2

CAREER SEC STATISTICS

Season	GP-GS	Min	Avg	FG	FGA	Pct	3FG	3FGA	Pct	FT	FTA	Pct	Off	Def	Tot	Avg	PF	FO	Ast	TO	Blk	Stl	Pts	Avg
2014	9-0	56	6.2	2	11	.182	1	5	.200	0	0	.000	1	9	10	1.1	7	0	5	5	0	2	5	0.6
2015	12-0	130	10.8	5	21	.238	2	11	.182	6	6	1.000	6	12	18	1.5	10	0	1	6	1	2	18	1.5
2016	12-0	79	6.6	4	14	.286	0	3	.000	3	6	.500	4	3	7	0.6	4	0	7	4	0	1	11	0.9
2017																								
Totals	33-0	265	8.0	11	46	.239	3	19	.158	9	12	.750	11	24	35	1.1	21	0	13	15	1	5	34	1.0



#10 - DUANE NOTICE

SENIOR | GUARD | 6'2" | 225 | 3 LETTERS

TORONTO, ONTARIO, CANADA/ST. THOMAS MORE (OAKDALE, CONN.)

SEASON NOTABLES

- Tallied 17 points, hitting four 3s in the exhibition win vs. Newberry
- 17 points with three assists and a steal in opener vs. La Tech (Nov. 11)
- Dished a team high five assists in win vs. Holy Cross (Nov. 13)
- Dished the game winning assist on PJ Dozier's jumper as time expired in OT win over Monmouth (Nov. 15)
- Scored 15 points with five assists and a team high three steals vs. the Hawks
- Tied for team lead with 25 minutes played in win vs. SC State (Nov. 18)
- Led team with 35 minutes in win vs. No. 25/24 Michigan (Nov. 23), one of four Gamecocks in double figures with 13 points, also had five rebounds, which was a season-high

NOTICE'S CAREER HIGHS

Points

Career 27, at Marshall (Dec. 1, 2014)

Season 17, vs. La Tech (Nov. 11, 2016)

Field Goals

Career 10, at Marshall (Dec. 1, 2014)

Season 5, twice, last vs. Michigan (Nov. 23, 2016)

Field Goal Attempts

Career 18, twice, last at LSU (Jan. 28, 2015)

Season 13, vs. Monmouth (Nov. 15, 2016)

3-Point Field Goals

Career 5, twice, last at Missouri (Feb. 17, 2016)

Season 3, twice, last vs. Monmouth (Nov. 15, 2016)

3-Point Field Goal Attempts

Career 11, twice, last at Alabama (Feb. 24, 2015)

Season 8, vs. Monmouth (Nov. 15, 2016)

Free Throws

Career 12, vs. Memphis (Jan. 2, 2016)

Season 6, vs. La Tech (Nov. 11, 2016)

Free Throw Attempts

Career 12, vs. Memphis (Jan. 2, 2016)

Season 8, vs. La Tech (Nov. 11, 2016)

Rebounds

Career 8, vs. Auburn (March 12, 2014)

Season 5, vs. Michigan (Nov. 23, 2016)

Assists

Career 8, twice, last vs. Florida (Feb. 20, 2016)

Season 5, twice, last vs. Monmouth (Nov. 15, 2016)

Blocks

Career 1, 8x, last vs. Lipscomb (Nov. 27, 2015)

Season -

Steals

Career 3, 6x, last vs. Monmouth (Nov. 15, 2016)

Season 3, vs. Monmouth (Nov. 15, 2016)

Minutes Played

Career 41, vs. Monmouth (Nov. 15, 2016)

Season 41, vs. Monmouth (Nov. 15, 2016)

2016-17

Opponent	Date	GS	Min	FG-FGA	Pct	3FG-FGA	Pct	FT-FTA	Pct	Off	Def	Tot	Avg	PF	FO	A	TO	Blk	Stl	Pts	Avg
Louisiana Tech	11/11/16	*	29	4-7	.571	3-6	.500	6-8	.750	0	1	1	1.0	0	0	3	3	0	1	17	17.0
Holy Cross	11/13/16	*	23	2-5	.400	2-4	.500	0-0	.000	0	0	0	0.5	1	0	5	3	0	1	6	11.5
Monmouth	11/15/16	*	41	5-13	.384	3-8	.375	2-2	1.000	2	1	3	1.3	1	0	5	3	0	3	15	12.7
SC State	11/18/16	*	25	1-5	.200	1-5	.200	2-2	1.000	0	0	0	1.0	1	0	4	3	0	0	5	10.8
Michigan	11/23/16	*	35	5-12	.417	1-5	.200	2-4	.500	2	3	5	1.8	1	0	0	0	0	1	13	11.2
vs. Syracuse	11/26/16																				
Vermont	12/1/16																				
FIU	12/4/16																				
vs. Seton Hall	12/12/16																				
at USF	12/17/16																				
Clemson	12/21/16																				
Lander	12/27/16																				
at Memphis	12/30/16																				
at Georgia	1/4/17																				
Texas A&M	1/7/17																				
at Tennessee	1/11/17																				
Ole Miss	1/14/17																				
Florida	1/18/17																				
at Kentucky	1/21/17																				
Auburn	1/24/17																				
at Missouri	1/28/17																				
at LSU	2/1/17																				
Georgia	2/4/17																				
Alabama	2/7/17																				
at Mississippi State	2/11/17																				
Arkansas	2/15/17																				
at Vanderbilt	2/18/17																				
at Florida	2/21/17																				
Tennessee	2/25/17																				
Mississippi State	2/28/17																				
at Ole Miss	3/4/17																				
vs. SEC Tournament	TBD																				
vs. NCAA Tournament	TBD																				

CAREER STATISTICS

Season	GP-GS	Min	Avg	FG	FGA	Pct	3FG	3FGA	Pct	FT	FTA	Pct	Off	Def	Tot	Avg	PF	FO	Ast	TO	Blk	Stl	Pts	Avg
2013-14	34-22	856	25.2	90	237	.380	21	58	.362	78	116	.672	35	64	99	2.9	72	2	99	89	4	20	279	8.2
2014-15	33-33	987	29.9	127	337	.377	61	168	.363	72	91	.791	20	67	87	2.6	61	0	89	60	4	29	387	11.7
2015-16	34-8	935	27.5	115	298	.389	68	171	.398	68	91	.747	26	57	83	2.4	55	0	78	35	1	32	366	10.8
2016-17	5-5	153	30.6	17	42	.405	10	28	.357	12	16	.750	4	5	9	1.8	4	0	17	12	0	6	56	11.2
Totals	106-68	2931	27.7	349	912	.383	160	425	.376	230	314	.732	85	193	278	2.6	192	2	283	196	9	87	1088	10.3

CAREER SEC STATISTICS

Season	GP-GS	Min	Avg	FG	FGA	Pct	3FG	3FGA	Pct	FT	FTA	Pct	Off	Def	Tot	Avg	PF	FO	Ast	TO	Blk	Stl	Pts	Avg
2014	18-14	516	28.7	48	133	.361	8	30	.267	46	71	.648	19	34	53	2.9	41	1	50	58	1	11	150	8.3
2015	18-18	548	30.4	62	191	.325	33	102	.324	26	36	.722	12	35	47	2.6	35	0	48	30	2	11	183	10.2
2016	18-5	533	29.6	63	153	.412	40	97	.412	22	33	.667	15	31	46	2.6	34	0	43	22	0	17	188	10.4
2017																								
Totals	54-37	1597	29.6	173	477	.363	81	229	.354	94	140	.671	46	100	146	2.7	110	1	141	110	3	39	521	9.6



#31 JARRELL HOLLIMAN

R-JUNIOR | FORWARD | 6'7" | 206 | 2 LETTERS

ALPHARETTA, GA./ALPHARETTA/ELMHURST COLLEGE

SEASON NOTABLES

- Tallied three points in eight minutes in the exhibition win vs. Newberry
- Scored the first points of his Gamecock career and played a career high 14 minutes in season opener vs. La Tech (Nov. 11)
- Collected a rebound in 12 minutes vs. Holy Cross (Nov. 13)
- Pulled down two rebounds in nine minutes in OT win vs. Monmouth (Nov. 15)
- Played eight minutes and snagged one rebound in win vs. SC State (Nov. 18)

HOLLIMAN'S CAREER HIGHS

Points

Career 4, vs. La Tech (Nov. 11, 2016)

Season 4, vs. La Tech (Nov. 11, 2016)

Field Goals

Career 2, vs. La Tech (Nov. 11, 2016)

Season 2, vs. La Tech (Nov. 11, 2016)

Field Goal Attempts

Career 2, vs. La Tech (Nov. 11, 2016)

Season 2, vs. La Tech (Nov. 11, 2016)

3-Point Field Goals

Career -

Season -

3-Point Field Goal Attempts

Career -

Season -

Free Throws

Career -

Season -

Free Throw Attempts

Career -

Season -

Rebounds

Career 2, vs. Monmouth (Nov. 15, 2016)

Season 2, vs. Monmouth (Nov. 15, 2016)

Assists

Career 1, twice, last vs. Monmouth (Nov. 15, 2016)

Season 1, twice, last vs. Monmouth (Nov. 15, 2016)

Blocks

Career -

Season -

Steals

Career -

Season -

Minutes Played

Career 14, vs. La Tech (Nov. 11, 2016)

Season 14, vs. La Tech (Nov. 11, 2016)

2016-17

Opponent	Date	GS	Min	FG-FGA	Pct	3FG-FGA	Pct	FT-FTA	Pct	Off	Def	Tot	Avg	PF	FO	A	TO	Blk	Stl	Pts	Avg
Louisiana Tech	11/11/16		14	2-2	1.000	0-0	.000	0-0	.000	0	0	0	0.0	2	0	1	0	0	0	4	4.0
Holy Cross	11/13/16		12	0-1	.000	0-0	.000	0-0	.000	1	0	1	0.5	2	0	0	0	0	0	0	2.0
Monmouth	11/15/16		9	0-0	.000	0-0	.000	0-0	.000	1	1	2	1.0	2	0	1	0	0	0	0	1.3
SC State	11/18/16		8	0-1	.000	0-0	.000	0-0	.000	0	1	1	1.0	2	0	0	0	0	0	0	1.0
Michigan	11/23/16		-	-	-	-	-	-	-	-	-	-	-	-	-	-	-	-	-	-	-
vs. Syracuse	11/26/16																				
Vermont	12/1/16																				
FIU	12/4/16																				
vs. Seton Hall	12/12/16																				
at USF	12/17/16																				
Clemson	12/21/16																				
Lander	12/27/16																				
at Memphis	12/30/16																				
at Georgia	1/4/17																				
Texas A&M	1/7/17																				
at Tennessee	1/11/17																				
Ole Miss	1/14/17																				
Florida	1/18/17																				
at Kentucky	1/21/17																				
Auburn	1/24/17																				
at Missouri	1/28/17																				
at LSU	2/1/17																				
Georgia	2/4/17																				
Alabama	2/7/17																				
at Mississippi State	2/11/17																				
Arkansas	2/15/17																				
Vanderbilt	2/18/17																				
at Florida	2/21/17																				
Tennessee	2/25/17																				
Mississippi State	2/28/17																				
at Ole Miss	3/4/17																				
vs. SEC Tournament	TBD																				
vs. NCAA Tournament	TBD																				

CAREER STATISTICS

Season	GP-GS	Min	Avg	FG	FGA	Pct	3FG	3FGA	Pct	FT	FTA	Pct	Off	Def	Tot	Avg	PF	FO	Ast	TO	Blk	Stl	Pts	Avg
2015-16	4-0	9	2.3	0	0	.000	0	0	.000	0	0	.000	0	0	0	0.0	1	0	0	1	0	0	0	0.0
2016-17	4-0	43	10.8	2	4	.500	0	0	.000	0	0	.000	2	2	4	1.0	8	0	2	0	0	0	4	1.0
Totals	8-0	52	6.5	2	4	.500	0	0	.000	0	0	.000	2	2	4	0.5	9	0	2	1	0	0	4	0.5

CAREER SEC STATISTICS

Season	GP-GS	Min	Avg	FG	FGA	Pct	3FG	3FGA	Pct	FT	FTA	Pct	Off	Def	Tot	Avg	PF	FO	Ast	TO	Blk	Stl	Pts	Avg
2016																								



#14 RAN TUT

JUNIOR | FORWARD | 6'9" | 210 | TRANSFER

MELBOURNE, AUSTRALIA/EDISON ACADEMY/MONROE COLLEGE

SEASON NOTABLES

- DNP in the exhibition vs. Newberry due to a knee injury
- Scored four points off the bench, pulling down six rebounds in opener vs. La Tech (Nov. 11)
- Collected three rebounds, with a block and a steal in eight minutes off the bench vs. Holy Cross (Nov. 13)
- Recorded two points and three rebounds off the bench in win vs. SC State (Nov. 18)

TUT'S SEASON HIGHS

Points

4, vs. La Tech (Nov. 11, 2016)

Field Goals

2, vs. La Tech (Nov. 11, 2016)

Field Goal Attempts

5, vs. La Tech (Nov. 11, 2016)

3-Point Field Goals

-

3-Point Field Goal Attempts

1, vs. La Tech (Nov. 11, 2016)

Free Throws

-

Free Throw Attempts

-

Rebounds

6, vs. La Tech (Nov. 11, 2016)

Assists

1, vs. La Tech (Nov. 11, 2016)

Blocks

1, twice, last vs. Holy Cross (Nov. 13, 2016)

Steals

1, twice, last vs. Holy Cross (Nov. 13, 2016)

Minutes

19, vs. La Tech (Nov. 11, 2016)

2016-17

Opponent	Date	GS	Min	FG-FGA	Pct	3FG-FGA	Pct	FT-FTA	Pct	Off	Def	Tot	Avg	PF	FO	A	TO	Blk	Stl	Pts	Avg
Louisiana Tech	11/11/16		19	2-5	.400	0-1	.000	0-0	.000	2	4	6	6.0	0	0	1	0	1	1	4	4.0
Holy Cross	11/13/16		8	0-0	.000	0-0	.000	0-0	.000	0	3	3	4.5	0	0	0	0	1	1	0	2.0
Monmouth	11/15/16		-	-	-	-	-	-	-	-	-	-	-	-	-	-	-	-	-	-	-
SC State	11/18/16		7	1-2	.500	0-0	.000	0-0	.000	1	2	3	4.0	0	0	0	0	0	0	2	2.0
Michigan	11/23/16		1	0-0	.000	0-0	.000	0-0	.000	0	0	0	3.0	0	0	0	0	0	0	0	1.5
vs. Syracuse	11/26/16																				
Vermont	12/1/16																				
FIU	12/4/16																				
vs. Seton Hall	12/12/16																				
at USF	12/17/16																				
Clemson	12/21/16																				
Lander	12/27/16																				
at Memphis	12/30/16																				
at Georgia	1/4/17																				
Texas A&M	1/7/17																				
at Tennessee	1/11/17																				
Ole Miss	1/14/17																				
Florida	1/18/17																				
at Kentucky	1/21/17																				
Auburn	1/24/17																				
at Missouri	1/28/17																				
at LSU	2/1/17																				
Georgia	2/4/17																				
Alabama	2/7/17																				
at Mississippi State	2/11/17																				
Arkansas	2/15/17																				
at Vanderbilt	2/18/17																				
at Florida	2/21/17																				
Tennessee	2/25/17																				
Mississippi State	2/28/17																				
at Ole Miss	3/4/17																				
vs. SEC Tournament	TBD																				
vs. NCAA Tournament	TBD																				

CAREER STATISTICS

Season	GP-GS	Min	Avg	FG	FGA	Pct	3FG	3FGA	Pct	FT	FIA	Pct	Off	Def	Tot	Avg	PF	FO	Ast	TO	Blk	Stl	Pts	Avg
2016-17	4-0	35	8.8	3	7	.429	0	1	.000	0	0	.000	3	9	12	3.0	0	0	1	0	2	2	6	1.8

CAREER SEC STATISTICS

Season	GP-GS	Min	Avg	FG	FGA	Pct	3FG	3FGA	Pct	FT	FIA	Pct	Off	Def	Tot	Avg	PF	FO	Ast	TO	Blk	Stl	Pts	Avg
2017																								



#1 KORY HOLDEN

JUNIOR | GUARD | 6'1" | 181 | 2 LETTERS

SALISBURY, MD./DELAWARE

SEASON NOTABLES

- Transfer from Delaware in the offseason, and is not eligible to play in 2016-17 due to NCAA transfer rules

HOLDEN'S CAREER HIGHS

Points

-

Field Goals

-

Field Goal Attempts

-

3-Point Field Goals

-

3-Point Field Goal Attempts

-

Free Throws

-

Free Throw Attempts

-

Rebounds

-

Assists

-

Blocks

-

Steals

-

Minutes

-

CAREER STATISTICS

Season	GP-GS	Min	Avg	FG	FGA	Pct	3FG	3FGA	Pct	FT	FTA	Pct	Off	Def	Tot	Avg	PF	FO	Ast	TO	Blk	Stl	Pts	Avg	
2016-17																									

CAREER SEC STATISTICS

Season	GP-GS	Min	Avg	FG	FGA	Pct	3FG	3FGA	Pct	FT	FTA	Pct	Off	Def	Tot	Avg	PF	FO	Ast	TO	Blk	Stl	Pts	Avg	
2017																									



#5 TEMARCUS BLANTON

R-SOPHOMORE | GUARD | 6'5" | 206 | 1 LETTER

LOCUST GROVE, GA./LUELLA

SEASON NOTABLES

- Scored eight points in 13 minutes in the exhibition win vs. Newberry
- Hit a 3 off the bench in win vs. Holy Cross (Nov. 13), for his first points of the season
- Four points and four rebounds in OT win over Monmouth (Nov. 15)

BLANTON'S CAREER HIGHS

Points

Career 6, vs. Drexel (Dec. 15, 2015)
 Season 4, vs. Monmouth (Nov. 15, 2016)

Field Goals

Career 2, vs. Drexel (Dec. 15, 2015)
 Season 1, twice, last vs. Monmouth (Nov. 15, 2016)

Field Goal Attempts

Career 3, vs. Monmouth (Nov. 15, 2016)
 Season 3, vs. Monmouth (Nov. 15, 2016)

3-Point Field Goals

Career 2, vs. Drexel (Dec. 15, 2015)
 Season 1, twice, last vs. Monmouth (Nov. 15, 2016)

3-Point Field Goal Attempts

Career 2, twice, last vs. Monmouth (Nov. 15, 2016)
 Season 1, twice, last vs. Monmouth (Nov. 15, 2016)

Free Throws

Career 2, twice, last vs. Francis Marion (Dec. 30, 2015)
 Season 1, vs. Monmouth (Nov. 15, 2016)

Free Throw Attempts

Career 2, 3x, last vs. Monmouth (Nov. 15, 2016)
 Season 2, vs. Monmouth (Nov. 15, 2016)

Rebounds

Career 4, vs. Monmouth (Nov. 15, 2016)
 Season 4, vs. Monmouth (Nov. 15, 2016)

Assists

Career 1, twice, last vs. Western Carolina (Nov. 30, 2015)
 Season -

Blocks

Career -
 Season -

Steals

Career 1, twice, last vs. USF (Dec. 5, 2015)
 Season -

Minutes Played

Career 7, twice, last vs. Monmouth (Nov. 15, 2016)
 Season 7, vs. Monmouth (Nov. 15, 2016)

2016-17

Opponent	Date	GS	Min	FG-FGA	Pct	3FG-FGA	Pct	FT-FTA	Pct	Off	Def	Tot	Avg	PF	FO	A	TO	Blk	Stl	Pts	Avg
Louisiana Tech	11/11/16	-	-	-	-	-	-	-DNP - Coaches Decision	-	-	-	-	-	-	-	-	-	-	-	-	-
Holy Cross	11/13/16	3	1-1	1.000	1-1	1.000	0-0	.000	0	1	1	1.0	0	0	0	0	0	0	0	3	3.0
Monmouth	11/15/16	7	1-3	.333	1-2	.500	1-2	.500	1	3	4	2.5	0	0	0	1	0	0	0	4	3.5
SC State	11/18/16	-	-	-	-	-	-	-DNP - Abdominal Strain	-	-	-	-	-	-	-	-	-	-	-	-	-
Michigan	11/23/16	-	-	-	-	-	-	-DNP - Abdominal Strain	-	-	-	-	-	-	-	-	-	-	-	-	-
vs. Syracuse	11/26/16	-	-	-	-	-	-	-	-	-	-	-	-	-	-	-	-	-	-	-	-
Vermont	12/1/16	-	-	-	-	-	-	-	-	-	-	-	-	-	-	-	-	-	-	-	-
FIU	12/4/16	-	-	-	-	-	-	-	-	-	-	-	-	-	-	-	-	-	-	-	-
vs. Seton Hall	12/12/16	-	-	-	-	-	-	-	-	-	-	-	-	-	-	-	-	-	-	-	-
at USF	12/17/16	-	-	-	-	-	-	-	-	-	-	-	-	-	-	-	-	-	-	-	-
Clemson	12/21/16	-	-	-	-	-	-	-	-	-	-	-	-	-	-	-	-	-	-	-	-
Lander	12/27/16	-	-	-	-	-	-	-	-	-	-	-	-	-	-	-	-	-	-	-	-
at Memphis	12/30/16	-	-	-	-	-	-	-	-	-	-	-	-	-	-	-	-	-	-	-	-
at Georgia	1/4/17	-	-	-	-	-	-	-	-	-	-	-	-	-	-	-	-	-	-	-	-
Texas A&M	1/7/17	-	-	-	-	-	-	-	-	-	-	-	-	-	-	-	-	-	-	-	-
at Tennessee	1/11/17	-	-	-	-	-	-	-	-	-	-	-	-	-	-	-	-	-	-	-	-
Ole Miss	1/14/17	-	-	-	-	-	-	-	-	-	-	-	-	-	-	-	-	-	-	-	-
Florida	1/18/17	-	-	-	-	-	-	-	-	-	-	-	-	-	-	-	-	-	-	-	-
at Kentucky	1/21/17	-	-	-	-	-	-	-	-	-	-	-	-	-	-	-	-	-	-	-	-
Auburn	1/24/17	-	-	-	-	-	-	-	-	-	-	-	-	-	-	-	-	-	-	-	-
at Missouri	1/28/17	-	-	-	-	-	-	-	-	-	-	-	-	-	-	-	-	-	-	-	-
at LSU	2/1/17	-	-	-	-	-	-	-	-	-	-	-	-	-	-	-	-	-	-	-	-
Georgia	2/4/17	-	-	-	-	-	-	-	-	-	-	-	-	-	-	-	-	-	-	-	-
Alabama	2/7/17	-	-	-	-	-	-	-	-	-	-	-	-	-	-	-	-	-	-	-	-
at Mississippi State	2/11/17	-	-	-	-	-	-	-	-	-	-	-	-	-	-	-	-	-	-	-	-
Arkansas	2/15/17	-	-	-	-	-	-	-	-	-	-	-	-	-	-	-	-	-	-	-	-
at Vanderbilt	2/18/17	-	-	-	-	-	-	-	-	-	-	-	-	-	-	-	-	-	-	-	-
at Florida	2/21/17	-	-	-	-	-	-	-	-	-	-	-	-	-	-	-	-	-	-	-	-
Tennessee	2/25/17	-	-	-	-	-	-	-	-	-	-	-	-	-	-	-	-	-	-	-	-
Mississippi State	2/28/17	-	-	-	-	-	-	-	-	-	-	-	-	-	-	-	-	-	-	-	-
at Ole Miss	3/4/17	-	-	-	-	-	-	-	-	-	-	-	-	-	-	-	-	-	-	-	-
vs. SEC Tournament	TBD	-	-	-	-	-	-	-	-	-	-	-	-	-	-	-	-	-	-	-	-
vs. NCAA Tournament	TBD	-	-	-	-	-	-	-	-	-	-	-	-	-	-	-	-	-	-	-	-

CAREER STATISTICS

Season	GP-GS	Min	Avg	FG	FGA	Pct	3FG	3FGA	Pct	FT	FTA	Pct	Off	Def	Tot	Avg	PF	FO	Ast	TO	Blk	Stl	Pts	Avg
2015-16	8-0	32	4.0	3	8	.375	2	4	.500	4	4	1.000	2	3	5	0.6	4	0	2	1	0	2	12	1.5
2016-17	2-0	10	5.0	2	4	.500	2	3	.667	1	2	.500	1	4	5	2.5	0	0	0	1	0	0	7	3.5
Totals	10-0	42	4.2	5	12	.417	4	7	.571	5	6	.833	3	7	10	1.0	4	0	2	2	0	2	19	1.9

CAREER SEC STATISTICS

Season	GP-GS	Min	Avg	FG	FGA	Pct	3FG	3FGA	Pct	FT	FTA	Pct	Off	Def	Tot	Avg	PF	FO	Ast	TO	Blk	Stl	Pts	Avg
2016	1-0	3	3.0	1	1	1.000	0	0	.000	0	0	.000	0	0	0	0.0	0	0	0	0	0	0	2	2.0



#2 HASSANI GRAVETT

R-SOPHOMORE | GUARD | 6'1" | 183 | TRANSFER

VILLA RICA, GA./ALEXANDER/PENSACOLA STATE COLLEGE

SEASON NOTABLES

- Scored four points with three assists in the exhibition win vs. Newberry
- High scorer off the bench with seven points, adding a pair of assists in 24 minutes vs. La Tech in season opener (Nov. 11)
- Scored four points, dishing four assists with a steal in win vs. Holy Cross (Nov. 13)
- Collected one steal and one assist in OT win vs. Monmouth (Nov. 15)
- Had new career-high eight points in 16 minutes off bench vs. SC State (Nov. 18), also had an assist and two rebounds
- Led all bench players with 29 minutes (career-high) played in win vs. No. 25/24 Michigan, tallied two points, four rebounds and four assists, which led team

GRAVETT'S SEASON HIGHS

Points

8, vs. SC State (Nov. 18, 2016)

Field Goals

3, twice, last vs. SC State (Nov. 18, 2016)

Field Goal Attempts

7, vs. La Tech (Nov. 11, 2016)

3-Point Field Goals

2, vs. SC State (Nov. 18, 2016)

3-Point Field Goal Attempts

4, vs. SC State (Nov. 18, 2016)

Free Throws

-

Free Throw Attempts

2, vs. La Tech (Nov. 11, 2016)

Rebounds

4, vs. Michigan (Nov. 23, 2016)

Assists

4, twice, last vs. Michigan (Nov. 23, 2016)

Blocks

-

Steals

1, vs. Holy Cross (Nov. 13, 2016)

Minutes

29, vs. Michigan (Nov. 23, 2016)

2016-17

Opponent	Date	GS	Min	FG-FGA	Pct	3FG-FGA	Pct	FT-FTA	Pct	Off	Def	Tot	Avg	PF	FO	A	TO	Blk	Stl	Pts	Avg
Louisiana Tech	11/11/16		24	3-7	.429	1-2	.500	0-2	.000	2	1	3	3.0	0	0	2	1	0	0	7	7.0
Holy Cross	11/13/16		17	2-6	.333	0-3	.000	0-0	.000	0	2	2	2.5	2	0	4	3	0	1	4	5.5
Monmouth	11/15/16		18	0-3	.000	0-0	.000	0-2	.000	0	2	2	2.3	2	0	1	3	0	1	0	3.7
SC State	11/18/16		16	3-6	.500	2-4	.500	0-0	.000	0	2	2	2.3	2	0	1	0	0	0	8	4.8
Michigan	11/23/16		29	1-6	.167	0-3	.000	0-0	.000	2	2	4	2.6	2	0	4	1	0	0	2	4.2
vs. Syracuse	11/26/16																				
Vermont	12/1/16																				
FIU	12/4/16																				
vs. Seton Hall	12/12/16																				
at USF	12/17/16																				
Clemson	12/21/16																				
Lander	12/27/16																				
at Memphis	12/30/16																				
at Georgia	1/4/17																				
Texas A&M	1/7/17																				
at Tennessee	1/11/17																				
Ole Miss	1/14/17																				
Florida	1/18/17																				
at Kentucky	1/21/17																				
Auburn	1/24/17																				
at Missouri	1/28/17																				
at LSU	2/1/17																				
Georgia	2/4/17																				
Alabama	2/7/17																				
at Mississippi State	2/11/17																				
Arkansas	2/15/17																				
at Vanderbilt	2/18/17																				
at Florida	2/21/17																				
Tennessee	2/25/17																				
Mississippi State	2/28/17																				
at Ole Miss	3/4/17																				
vs. SEC Tournament	TBD																				
vs. NCAA Tournament	TBD																				

CAREER STATISTICS

Season	GP-GS	Min	Avg	FG	FGA	Pct	3FG	3FGA	Pct	FT	FTA	Pct	Off	Def	Tot	Avg	PF	FO	Ast	TO	Blk	Stl	Pts	Avg
2016-17	5-0	104	20.8	9	28	.321	3	12	.250	0	4	.000	4	9	13	2.6	8	0	12	8	0	2	21	4.2

CAREER SEC STATISTICS

Season	GP-GS	Min	Avg	FG	FGA	Pct	3FG	3FGA	Pct	FT	FTA	Pct	Off	Def	Tot	Avg	PF	FO	Ast	TO	Blk	Stl	Pts	Avg
2017																								



#15 PJ DOZIER

SOPHOMORE | GUARD | 6'6" | 205 | 1 LETTER

COLUMBIA, S.C./SPRING VALLEY

SEASON NOTABLES

- Tallied 17 points and dished three assists with three steals in the exhibition win vs. Newberry
- Scored a career high 17 points, with two assists and four rebounds in season opener vs. La Tech (Nov. 11)
- Tallied 15 points, with five assists and a steal in win vs. Holy Cross (Nov. 13)
- Connected on a career high three 3s vs. the Crusaders
- Hit the game-winning jumper as time expired in overtime victory over Monmouth (Nov. 15)
- Didn't score in regulation vs. the Hawks, but scored six of Carolina's 10 points in OT to help secure win
- Poured in eight points and led the team with six assists and three steals in win vs. SC State (Nov. 18)
- Had two rebounds, two steals and one block in 17 minutes played in win vs. Michigan (Nov. 23), foul trouble limited his minutes, helped hold Wolverine leading-scorer Zak Irvin to just five points (2-of-13 shooting)

DOZIER'S CAREER HIGHS

Points

Career 17, vs. La Tech (Nov. 11, 2016)
 Season 17, vs. La Tech (Nov. 11, 2016)

Field Goals

Career 7, vs. Georgia Tech (March 21, 2016)
 Season 5, vs. La Tech (Nov. 11, 2016)

Field Goal Attempts

Career 12, vs. USF (Dec. 5, 2015)
 Season 10, vs. Monmouth (Nov. 15, 2016)

3-Point Field Goals

Career 3, vs. Holy Cross (Nov. 13, 2016)
 Season 3, vs. Holy Cross (Nov. 13, 2016)

3-Point Field Goal Attempts

Career 6, vs. Holy Cross (Nov. 13, 2016)
 Season 6, vs. Holy Cross (Nov. 13, 2016)

Free Throws

Career 10, vs. Drexel (Dec. 15, 2015)
 Season 5, vs. La Tech (Nov. 11, 2016)

Free Throw Attempts

Career 16, vs. Drexel (Dec. 15, 2015)
 Season 6, vs. La Tech (Nov. 11, 2016)

Rebounds

Career 9, vs. Hofstra (Nov. 22, 2015)
 Season 4, vs. La Tech (Nov. 11, 2016)

Assists

Career 6, vs. SC State (Nov. 18, 2016)
 Season 6, vs. SC State (Nov. 18, 2016)

Blocks

Career 2, vs. Oral Roberts (Nov. 16, 2015)
 Season 1, vs. Michigan (Nov. 23, 2016)

Steals

Career 5, vs. Francis Marion (Dec. 30, 2015)
 Season 3, vs. SC State (Nov. 18, 2016)

Minutes Played

Career 30, twice, last vs. Monmouth (Nov. 15, 2016)
 Season 30, twice, last vs. Monmouth (Nov. 15, 2016)

2016-17

Opponent	Date	GS	Min	FG-FGA	Pct	3FG-FGA	Pct	FT-FTA	Pct	Off	Def	Tot	Avg	PF	FO	Ast	TO	Blk	Stl	Pts	Avg
Louisiana Tech	11/11/16	*	30	5-9	.556	2-3	.667	5-6	.833	0	4	4	4.0	3	0	2	2	0	2	17	17.0
Holy Cross	11/13/16	*	28	4-7	.571	3-6	.500	4-4	1.000	0	3	3	3.5	3	0	5	2	0	1	15	16.0
Monmouth	11/15/16	*	30	3-10	.300	0-2	.000	0-0	.000	0	2	2	3.0	2	0	2	3	0	1	6	12.7
SC State	11/18/16	*	21	2-7	.286	2-4	.500	2-2	1.000	0	2	2	2.8	1	0	6	1	0	3	8	11.5
Michigan	11/23/16	*	17	0-5	.000	0-1	.000	0-0	.000	1	1	2	2.6	4	0	0	3	1	2	0	9.2
vs. Syracuse	11/26/16																				
Vermont	12/1/16																				
FIU	12/4/16																				
vs. Seton Hall	12/12/16																				
at USF	12/17/16																				
Clemson	12/21/16																				
Lander	12/27/16																				
at Memphis	12/30/16																				
at Georgia	1/4/17																				
Texas A&M	1/7/17																				
at Tennessee	1/11/17																				
Ole Miss	1/14/17																				
Florida	1/18/17																				
at Kentucky	1/21/17																				
Auburn	1/24/17																				
at Missouri	1/28/17																				
at LSU	2/1/17																				
Georgia	2/4/17																				
Alabama	2/7/17																				
at Mississippi State	2/11/17																				
Arkansas	2/15/17																				
at Vanderbilt	2/18/17																				
at Florida	2/21/17																				
Tennessee	2/25/17																				
Mississippi State	2/28/17																				
at Ole Miss	3/4/17																				
vs. SEC Tournament	TBD																				
vs. NCAA Tournament	TBD																				

CAREER STATISTICS

Season	GP-GS	Min	Avg	FG	FGA	Pct	3FG	3FGA	Pct	FT	FTA	Pct	Off	Def	Tot	Avg	PF	FO	Ast	TO	Blk	Stl	Pts	Avg
2015-16	34-28	647	19.0	91	239	.381	10	47	.213	37	68	.544	27	74	101	3.0	84	1	70	90	13	34	229	6.7
2016-17	5-5	126	25.2	14	38	.368	7	16	.438	11	12	.917	1	12	13	2.6	13	0	15	11	1	9	46	9.2
Totals	39-33	773	19.8	105	277	.379	17	63	.270	48	80	.600	28	86	114	2.9	97	1	85	101	14	43	275	7.1

CAREER SEC STATISTICS

Season	GP-GS	Min	Avg	FG	FGA	Pct	3FG	3FGA	Pct	FT	FTA	Pct	Off	Def	Tot	Avg	PF	FO	Ast	TO	Blk	Stl	Pts	Avg
2016	18-14	332	18.4	42	121	.347	1	21	.048	18	30	.600	16	33	49	2.7	48	1	40	56	5	12	103	5.7



#21 JOHN RAGIN

SOPHOMORE | GUARD | 6'2" | 177 | 1 LETTER

EASTOVER, S.C./CARDINAL NEWMAN

SEASON NOTABLES

.

RAGIN'S CAREER HIGHS

Points

Career 2, vs. Francis Marion (Dec. 30, 2015)

Season

Field Goals

Career 1, vs. Francis Marion (Dec. 30, 2015)

Season

Field Goal Attempts

Career 1, 3x, last vs. Francis Marion (Dec. 30, 2015)

Season

3-Point Field Goals

Career -

Season

3-Point Field Goal Attempts

Career 1, vs. USF (Dec. 5, 2015)

Season

Free Throws

Career -

Season

Free Throw Attempts

Career -

Season

Rebounds

Career 1, vs. Western Carolina (Nov. 30, 2015)

Season

Assists

Career -

Season

Blocks

Career -

Season

Steals

Career -

Season

Minutes Played

Career 2, 4x, last at Alabama (Jan. 13, 2016)

Season

2016-17

Opponent	Date	GS	Min	FG-FGA	Pct	3FG-FGA	Pct	FT-FTA	Pct	Off	Def	Tot	Avg	PF	FO	A	TO	Blk	Stl	Pts	Avg
Louisiana Tech	11/11/16	-	-	-	-	-	-	-DNP - Coaches Decision	-	-	-	-	-	-	-	-	-	-	-	-	-
Holy Cross	11/13/16	-	-	-	-	-	-	-DNP - Coaches Decision	-	-	-	-	-	-	-	-	-	-	-	-	-
Monmouth	11/15/16	-	-	-	-	-	-	-DNP - Coaches Decision	-	-	-	-	-	-	-	-	-	-	-	-	-
SC State	11/18/16	-	-	-	-	-	-	-DNP - Coaches Decision	-	-	-	-	-	-	-	-	-	-	-	-	-
Michigan	11/23/16	-	-	-	-	-	-	-DNP - Coaches Decision	-	-	-	-	-	-	-	-	-	-	-	-	-
vs. Syracuse	11/26/16																				
Vermont	12/1/16																				
FIU	12/4/16																				
vs. Seton Hall	12/12/16																				
at USF	12/17/16																				
Clemson	12/21/16																				
Lander	12/27/16																				
at Memphis	12/30/16																				
at Georgia	1/4/17																				
Texas A&M	1/7/17																				
at Tennessee	1/11/17																				
Ole Miss	1/14/17																				
Florida	1/18/17																				
at Kentucky	1/21/17																				
Auburn	1/24/17																				
at Missouri	1/28/17																				
at LSU	2/1/17																				
Georgia	2/4/17																				
Alabama	2/7/17																				
at Mississippi State	2/11/17																				
Arkansas	2/15/17																				
at Vanderbilt	2/18/17																				
at Florida	2/21/17																				
Tennessee	2/25/17																				
Mississippi State	2/28/17																				
at Ole Miss	3/4/17																				
vs. SEC Tournament	TBD																				
vs. NCAA Tournament	TBD																				

CAREER STATISTICS

Season	GP-GS	Min	Avg	FG	FGA	Pct	3FG	3FGA	Pct	FT	FIA	Pct	Off	Def	Tot	Avg	PF	FO	Ast	TO	Blk	Stl	Pts	Avg
2015-16	4-0	8	2.0	1	3	.333	0	1	.000	0	0	.000	0	1	1	0.3	0	0	0	0	0	0	2	0.5
2016-17																								
Totals																								

CAREER SEC STATISTICS

Season	GP-GS	Min	Avg	FG	FGA	Pct	3FG	3FGA	Pct	FT	FIA	Pct	Off	Def	Tot	Avg	PF	FO	Ast	TO	Blk	Stl	Pts	Avg
2016	1-0	2	2.0	0	0	.000	0	0	.000	0	0	.000	0	0	0	0.0	0	0	0	0	0	0	0	0.0



#30 CHRIS SILVA

SOPHOMORE | FORWARD | 6'9" | 223 | 1 LETTER

LIBREVILLE, GABON/ROSELLE (N.J.)

SEASON NOTABLES

- Scored four points with six rebounds in the exhibition win vs. Newberry
- Foul trouble early, but returned to score 11 points with two rebounds and two blocks in season opener vs. La Tech (Nov. 11)
- Scored nine points with a team high eight rebounds and two blocks in win vs. Holy Cross (Nov. 13)
- Collected first career double-double with 10 points and game high 10 rebounds in OT win over Monmouth (Nov. 15)
- Collected first career double-double with 10 points and game high 10 rebounds in OT win over Monmouth (Nov. 15)
- Had 11 points, seven rebounds and led team with three blocks in win vs. SC State (Nov. 18), went 5-for-5 from the charity stripe
- One of four Gamecocks in double figures after scoring 10 points in just 14 minutes in win vs. No. 25/24 Michigan (Nov. 23), played limited minutes due to foul trouble

SILVA'S CAREER HIGHS

Points

Career 13, vs. Francis Marion (Dec. 30, 2015)
 Season 11, twice, last vs. SC State (Nov. 18, 2016)

Field Goals

Career 5, vs. Francis Marion (Dec. 30, 2015)
 Season 4, twice, last vs. Holy Cross (Nov. 13, 2016)

Field Goal Attempts

Career 8, twice, last at Tennessee (Jan. 23, 2016)
 Season 6, twice, last vs. Holy Cross (Nov. 13, 2016)

3-Point Field Goals

Career -
 Season -

3-Point Field Goal Attempts

Career -
 Season -

Free Throws

Career 8, vs. Norfolk State (Nov. 14, 2015)
 Season 5, vs. SC State (Nov. 18, 2016)

Free Throw Attempts

Career 12, vs. Norfolk State (Nov. 14, 2015)
 Season 6, vs. Monmouth (Nov. 15, 2016)

Rebounds

Career 11, vs. Western Carolina (Nov. 30, 2015)
 Season 10, vs. Monmouth (Nov. 15, 2016)

Assists

Career 1, 6x, last vs. Michigan (Nov. 23, 2016)
 Season 1, vs. Michigan (Nov. 23, 2016)

Blocks

Career 3, 4x, last vs. SC State (Nov. 18, 2016)
 Season 3, vs. SC State (Nov. 18, 2016)

Steals

Career 3, at Tennessee (Jan. 23, 2016)
 Season -

Minutes Played

Career 30, vs. Drexel (Dec. 15, 2015)
 Season 21, vs. Monmouth (Nov. 15, 2016)

2016-17

Opponent	Date	GS	Min	FG-FGA	Pct	3FG-FGA	Pct	FT-FTA	Pct	Off	Def	Tot	Avg	PF	FO	A	TO	Blk	Stl	Pts	Avg
Louisiana Tech	11/11/16	*	18	4-6	.667	0-0	.000	3-5	.600	0	2	2	2.0	4	0	0	1	2	0	11	11.0
Holy Cross	11/13/16	*	18	4-6	.667	0-0	.000	1-2	.500	3	5	8	5.0	4	0	0	0	2	0	9	10.0
Monmouth	11/15/16	*	21	3-5	.600	0-0	.000	4-6	.667	4	6	10	6.7	5	1	0	2	2	0	10	10.0
SC State	11/18/16	*	14	3-5	.600	0-0	.000	5-5	1.000	3	4	7	6.8	2	0	0	1	3	0	11	10.3
Michigan	11/23/16	*	14	3-5	.600	0-0	.000	4-5	.800	2	1	3	6.0	4	0	1	2	1	0	10	10.2
vs. Syracuse	11/26/16																				
Vermont	12/1/16																				
FIU	12/4/16																				
vs. Seton Hall	12/12/16																				
at USF	12/17/16																				
Clemson	12/21/16																				
Lander	12/27/16																				
at Memphis	12/30/16																				
at Georgia	1/4/17																				
Texas A&M	1/7/17																				
at Tennessee	1/11/17																				
Ole Miss	1/14/17																				
Florida	1/18/17																				
at Kentucky	1/21/17																				
Auburn	1/24/17																				
at Missouri	1/28/17																				
at LSU	2/1/17																				
Georgia	2/4/17																				
Alabama	2/7/17																				
at Mississippi State	2/11/17																				
Arkansas	2/15/17																				
at Vanderbilt	2/18/17																				
at Florida	2/21/17																				
Tennessee	2/25/17																				
Mississippi State	2/28/17																				
at Ole Miss	3/4/17																				
vs. SEC Tournament	TBD																				
vs. NCAA Tournament	TBD																				

CAREER STATISTICS

Season	GP-GS	Min	Avg	FG	FGA	Pct	3FG	3FGA	Pct	FT	FTA	Pct	Off	Def	Tot	Avg	PF	FO	Ast	TO	Blk	Stl	Pts	Avg
2015-16	32-6	425	13.3	53	110	.482	0	0	.000	67	110	.609	56	87	143	4.5	100	3	6	34	28	14	173	5.4
2016-17	5-5	85	17.0	17	27	.630	0	0	.000	17	23	.739	12	18	30	6.0	19	1	1	6	10	0	51	10.2
Totals	37-11	510	13.8	70	137	.511	0	0	.000	84	133	.632	68	105	173	4.7	119	4	7	40	38	14	224	6.1

CAREER SEC STATISTICS

Season	GP-GS	Min	Avg	FG	FGA	Pct	3FG	3FGA	Pct	FT	FTA	Pct	Off	Def	Tot	Avg	PF	FO	Ast	TO	Blk	Stl	Pts	Avg
2016	18-6	221	12.3	30	54	.556	0	0	.000	27	47	.574	27	46	73	4.1	57	2	3	15	10	6	87	4.8



#13 TOMMY CORCHIANI

FRESHMAN | GUARD | 6'1" | HS

RALEIGH, N.C./RAVENS CROFT

SEASON NOTABLES

- Made Gamecock debut in win vs. SC State (Nov. 18), played three minutes and collected first career rebound on defensive end

CORCHIANI'S SEASON HIGHS

Points

-

Field Goals

-

Field Goal Attempts

-

3-Point Field Goals

-

3-Point Field Goal Attempts

-

Free Throws

-

Free Throw Attempts

-

Rebounds

1, vs. SC State (Nov. 18, 2016)

Assists

-

Blocks

-

Steals

-

Minutes

3, vs. SC State (Nov. 18, 2016)

2016-17

Opponent	Date	GS	Min	FG-FGA	Pct	3FG-FGA	Pct	FT-FTA	Pct	Off	Def	Tot	Avg	PF	FO	A	TO	Blk	Stl	Pts	Avg
Louisiana Tech	11/11/16	-	-	-	-	-	-	-DNP - Coaches Decision	-	-	-	-	-	-	-	-	-	-	-	-	-
Holy Cross	11/13/16	-	-	-	-	-	-	-DNP - Coaches Decision	-	-	-	-	-	-	-	-	-	-	-	-	-
Monmouth	11/15/16	-	-	-	-	-	-	-DNP - Coaches Decision	-	-	-	-	-	-	-	-	-	-	-	-	-
SC State	11/18/16	-	3	0-0	.000	0-0	.000	0-0	.000	0	1	1	1.0	2	0	0	0	0	0	0	0.0
Michigan	11/23/16	-	-	-	-	-	-	-DNP - Coaches Decision	-	-	-	-	-	-	-	-	-	-	-	-	-
vs. Syracuse	11/26/16																				
Vermont	12/1/16																				
FIU	12/4/16																				
vs. Seton Hall	12/12/16																				
at USF	12/17/16																				
Clemson	12/21/16																				
Lander	12/27/16																				
at Memphis	12/30/16																				
at Georgia	1/4/17																				
Texas A&M	1/7/17																				
at Tennessee	1/11/17																				
Ole Miss	1/14/17																				
Florida	1/18/17																				
at Kentucky	1/21/17																				
Auburn	1/24/17																				
at Missouri	1/28/17																				
at LSU	2/1/17																				
Georgia	2/4/17																				
Alabama	2/7/17																				
at Mississippi State	2/11/17																				
Arkansas	2/15/17																				
at Vanderbilt	2/18/17																				
at Florida	2/21/17																				
Tennessee	2/25/17																				
Mississippi State	2/28/17																				
at Ole Miss	3/4/17																				
vs. SEC Tournament	TBD																				
vs. NCAA Tournament	TBD																				

CAREER STATISTICS

Season	GP-GS	Min	Avg	FG	FGA	Pct	3FG	3FGA	Pct	FT	FIA	Pct	Off	Def	Tot	Avg	PF	FO	Ast	TO	Blk	Stl	Pts	Avg
2016-17	1-0	3	3.0	0	0	.000	0	0	.000	0	0	.000	0	1	1	1.0	2	0	0	0	0	0	0	0.0

CAREER SEC STATISTICS

Season	GP-GS	Min	Avg	FG	FGA	Pct	3FG	3FGA	Pct	FT	FIA	Pct	Off	Def	Tot	Avg	PF	FO	Ast	TO	Blk	Stl	Pts	Avg
2017																								



#4 RAKYM FELDER

FRESHMAN | GUARD | 5'10" | HS

BROOKLYN, N.Y./LINCOLN

SEASON NOTABLES

- Made season debut vs. Holy Cross (Nov. 13), scoring eight points with three assists and a rebound
- Played 17 minutes off the bench, logging nine points, four rebounds, two assists, two steals and two blocks in win vs. SC State (Nov. 18)
- Saw 11 minutes of action off the bench in win vs. No. 25/24 Michigan, logging one steal

FELDER'S SEASON HIGHS

Points

9, vs. SC State (Nov. 18, 2016)

Field Goals

4, vs. SC State (Nov. 18, 2016)

Field Goal Attempts

9, vs. SC State (Nov. 18, 2016)

3-Point Field Goals

2, vs. Holy Cross (Nov. 13, 2016)

3-Point Field Goal Attempts

2, twice, last vs. SC State (Nov. 18, 2016)

Free Throws

2, vs. Holy Cross (Nov. 13, 2016)

Free Throw Attempts

2, twice, last vs. Michigan (Nov. 23, 2016)

Rebounds

4, vs. SC State (Nov. 18, 2016)

Assists

3, vs. Holy Cross (Nov. 13, 2016)

Blocks

2, vs. SC State (Nov. 18, 2016)

Steals

2, vs. SC State (Nov. 18, 2016)

Minutes

17, vs. SC State (Nov. 18, 2016)

2016-17

Opponent	Date	GS	Min	FG-FGA	Pct	3FG-3FGA	Pct	FT-FTA	Pct	Off	Def	Tot	Avg	PF	FO	A	TO	Blk	Stl	Pts	Avg
Louisiana Tech	11/11/16	-	-	-	-	-	-	-	-	-	-	-	-	-	-	-	-	-	-	-	-
Holy Cross	11/13/16		14	2-2	1.000	2-2	1.000	2-2	1.000	0	1	1	1.0	0	0	3	1	0	0	8	8.0
Monmouth	11/15/16		4	0-1	.000	0-0	.000	0-0	.000	0	0	0	0.5	0	0	0	0	0	0	0	4.0
SC State	11/18/16		17	4-7	.571	1-2	.500	0-1	.000	1	3	4	1.7	3	0	2	3	2	2	9	5.7
Michigan	11/23/16		11	0-1	.000	0-0	.000	0-2	.000	0	0	0	1.3	2	0	0	1	0	1	0	4.3
vs. Syracuse	11/26/16																				
Vermont	12/1/16																				
FIU	12/4/16																				
vs. Seton Hall	12/12/16																				
at USF	12/17/16																				
Clemson	12/21/16																				
Lander	12/27/16																				
at Memphis	12/30/16																				
at Georgia	1/4/17																				
Texas A&M	1/7/17																				
at Tennessee	1/11/17																				
Ole Miss	1/14/17																				
Florida	1/18/17																				
at Kentucky	1/21/17																				
Auburn	1/24/17																				
at Missouri	1/28/17																				
at LSU	2/1/17																				
Georgia	2/4/17																				
Alabama	2/7/17																				
at Mississippi State	2/11/17																				
Arkansas	2/15/17																				
at Vanderbilt	2/18/17																				
at Florida	2/21/17																				
Tennessee	2/25/17																				
Mississippi State	2/28/17																				
at Ole Miss	3/4/17																				
vs. SEC Tournament	TBD																				
vs. NCAA Tournament	TBD																				

CAREER STATISTICS

Season	GP-GS	Min	Avg	FG	FGA	Pct	3FG	3FGA	Pct	FT	FTA	Pct	Off	Def	Tot	Avg	PF	FO	Ast	TO	Blk	Stl	Pts	Avg
2016-17	4-0	46	11.5	6	11	.545	3	4	.750	2	5	.400	1	4	5	1.3	5	0	5	6	2	3	17	4.3

CAREER SEC STATISTICS

Season	GP-GS	Min	Avg	FG	FGA	Pct	3FG	3FGA	Pct	FT	FTA	Pct	Off	Def	Tot	Avg	PF	FO	Ast	TO	Blk	Stl	Pts	Avg
2017																								



#12 KHADIM GUEYE

FRESHMAN | FORWARD | 7'0" | HS

DAKAR, SENEGAL/VICTORY ROCK PREP

SEASON NOTABLES

- Scored six points with seven rebounds in the exhibition win vs. Newberry
- Collected two rebounds in win vs. Holy Cross (Nov. 13)
- Played 17 minutes off the bench and scored first career points after going 4-for-4 from the free throw line in win vs. SC State (Nov. 18), also had new single-game high five rebounds
- Snagged two rebounds in 13 minutes off the bench in win vs. No. 25/24 Michigan (Nov. 23)

GUEYE'S SEASON HIGHS

Points

6, vs. SC State (Nov. 18, 2016)

Field Goals

1, vs. SC State (Nov. 18, 2016)

Field Goal Attempts

3, vs. SC State (Nov. 18, 2016)

3-Point Field Goals

-

3-Point Field Goal Attempts

-

Free Throws

4, vs. SC State (Nov. 18, 2016)

Free Throw Attempts

4, vs. SC State (Nov. 18, 2016)

Rebounds

5, vs. SC State (Nov. 18, 2016)

Assists

-

Blocks

2, vs. SC State (Nov. 18, 2016)

Steals

-

Minutes

17, vs. SC State (Nov. 18, 2016)

2016-17

Opponent	Date	GS	Min	FG-FGA	Pct	3FG-FGA	Pct	FT-FTA	Pct	Off	Def	Tot	Avg	PF	FO	A	TO	Blk	Stl	Pts	Avg
Louisiana Tech	11/11/16		1	0-0	.000	0-0	.000	0-0	.000	0	0	0	0.0	3	0	0	1	0	0	0	0.0
Holy Cross	11/13/16		13	0-0	.000	0-0	.000	0-0	.000	1	1	2	1.0	1	0	0	1	1	0	0	0.0
Monmouth	11/15/16		1	0-0	.000	0-0	.000	0-0	.000	0	0	0	0.7	2	0	0	1	0	0	0	0.0
SC State	11/18/16		17	1-3	.333	0-0	.000	4-4	1.000	2	3	5	1.8	0	0	0	0	2	0	6	1.5
Michigan	11/23/16		13	0-2	.000	0-0	.000	0-0	.000	1	1	2	1.8	2	0	0	0	0	0	0	1.2
vs. Syracuse	11/26/16																				
Vermont	12/1/16																				
FIU	12/4/16																				
vs. Seton Hall	12/12/16																				
at USF	12/17/16																				
Clemson	12/21/16																				
Lander	12/27/16																				
at Memphis	12/30/16																				
at Georgia	1/4/17																				
Texas A&M	1/7/17																				
at Tennessee	1/11/17																				
Ole Miss	1/14/17																				
Florida	1/18/17																				
at Kentucky	1/21/17																				
Auburn	1/24/17																				
at Missouri	1/28/17																				
at LSU	2/1/17																				
Georgia	2/4/17																				
Alabama	2/7/17																				
at Mississippi State	2/11/17																				
Arkansas	2/15/17																				
at Vanderbilt	2/18/17																				
at Florida	2/21/17																				
Tennessee	2/25/17																				
Mississippi State	2/28/17																				
at Ole Miss	3/4/17																				
vs. SEC Tournament	TBD																				
vs. NCAA Tournament	TBD																				

CAREER STATISTICS

Season	GP-GS	Min	Avg	FG	FGA	Pct	3FG	3FGA	Pct	FT	FTA	Pct	Off	Def	Tot	Avg	PF	FO	Ast	TO	Blk	Stl	Pts	Avg
2016-17	5-0	45	9.0	1	5	.200	0	0	.000	4	4	1.000	4	5	9	1.8	8	0	0	3	3	0	6	1.2

CAREER SEC STATISTICS

Season	GP-GS	Min	Avg	FG	FGA	Pct	3FG	3FGA	Pct	FT	FTA	Pct	Off	Def	Tot	Avg	PF	FO	Ast	TO	Blk	Stl	Pts	Avg
2017																								



#23 EVAN HINSON

FRESHMAN | GUARD | 6'4" | HS

DELTONA, FLA./DELTONA

SEASON NOTABLES

- Also a member of the Carolina football team and will join the basketball squad at the conclusion of the football season

HINSON'S SEASON HIGHS

Points

-

Field Goals

-

Field Goal Attempts

-

3-Point Field Goals

-

3-Point Field Goal Attempts

-

Free Throws

-

Free Throw Attempts

-

Rebounds

-

Assists

-

Blocks

-

Steals

-

Minutes

-

2016-17

Opponent	Date	GS	Min	FG-FGA	Pct	3FG-FGA	Pct	FT-FTA	Pct	Off	Def	Tot	Avg	PF	FO	A	TO	Blk	Stl	Pts	Avg
Louisiana Tech	11/11/16	-	-	-	-	-	-	-	-	-	-	-	-	-	-	-	-	-	-	-	-
Holy Cross	11/13/16	-	-	-	-	-	-	-	-	-	-	-	-	-	-	-	-	-	-	-	-
Monmouth	11/15/16	-	-	-	-	-	-	-	-	-	-	-	-	-	-	-	-	-	-	-	-
SC State	11/18/16	-	-	-	-	-	-	-	-	-	-	-	-	-	-	-	-	-	-	-	-
Michigan	11/23/16	-	-	-	-	-	-	-	-	-	-	-	-	-	-	-	-	-	-	-	-
vs. Syracuse	11/26/16																				
Vermont	12/1/16																				
FIU	12/4/16																				
vs. Seton Hall	12/12/16																				
at USF	12/17/16																				
Clemson	12/21/16																				
Lander	12/27/16																				
at Memphis	12/30/16																				
at Georgia	1/4/17																				
Texas A&M	1/7/17																				
at Tennessee	1/11/17																				
Ole Miss	1/14/17																				
Florida	1/18/17																				
at Kentucky	1/21/17																				
Auburn	1/24/17																				
at Missouri	1/28/17																				
at LSU	2/1/17																				
Georgia	2/4/17																				
Alabama	2/7/17																				
at Mississippi State	2/11/17																				
Arkansas	2/15/17																				
at Vanderbilt	2/18/17																				
at Florida	2/21/17																				
Tennessee	2/25/17																				
Mississippi State	2/28/17																				
at Ole Miss	3/4/17																				
vs. SEC Tournament	TBD																				
vs. NCAA Tournament	TBD																				

CAREER STATISTICS

Season	GP-GS	Min	Avg	FG	FGA	Pct	3FG	3FGA	Pct	FT	FTA	Pct	Off	Def	Tot	Avg	PF	FO	Ast	TO	Blk	Stl	Pts	Avg
2016-17																								

CAREER SEC STATISTICS

Season	GP-GS	Min	Avg	FG	FGA	Pct	3FG	3FGA	Pct	FT	FTA	Pct	Off	Def	Tot	Avg	PF	FO	Ast	TO	Blk	Stl	Pts	Avg
2017																								



#24 SEDEE KEITA

FRESHMAN | FORWARD | 6'9" | HS

PHILADELPHIA, PA./22FT BASKETBALL ACADEMY

SEASON NOTABLES

- Made South Carolina debut in win vs. No. 24/25 Michigan after missing the first four games with a wrist injury, played eight minutes off bench and recorded one rebound on the offensive end

KEITA'S SEASON HIGHS

Points

-

-

-

-

-

-

Rebounds

1, vs. Michigan (Nov. 23, 2016)

Assists

-

-

Minutes

8, vs. Michigan (Nov. 23, 2016)

2016-17

Opponent	Date	GS	Min	FG-FGA	Pct	3FG-FGA	Pct	FT-FTA	Pct	Off	Def	Tot	Avg	PF	FO	A	TO	Blk	Stl	Pts	Avg
Louisiana Tech	11/11/16	-	-	-	-	-	-	-DNP - wrist injury	-	-	-	-	-	-	-	-	-	-	-	-	-
Holy Cross	11/13/16	-	-	-	-	-	-	-DNP - wrist injury	-	-	-	-	-	-	-	-	-	-	-	-	-
Monmouth	11/15/16	-	-	-	-	-	-	-DNP - wrist injury	-	-	-	-	-	-	-	-	-	-	-	-	-
SC State	11/18/16	-	-	-	-	-	-	-DNP - wrist injury	-	-	-	-	-	-	-	-	-	-	-	-	-
Michigan	11/23/16	-	8	0-0	.000	0-0	.000	0-0	.000	1	0	1	1.0	2	0	0	2	0	0	0	0.0
vs. Syracuse	11/26/16	-	-	-	-	-	-	-	-	-	-	-	-	-	-	-	-	-	-	-	-
Vermont	12/1/16	-	-	-	-	-	-	-	-	-	-	-	-	-	-	-	-	-	-	-	-
FIU	12/4/16	-	-	-	-	-	-	-	-	-	-	-	-	-	-	-	-	-	-	-	-
vs. Seton Hall	12/12/16	-	-	-	-	-	-	-	-	-	-	-	-	-	-	-	-	-	-	-	-
at USF	12/17/16	-	-	-	-	-	-	-	-	-	-	-	-	-	-	-	-	-	-	-	-
Clemson	12/21/16	-	-	-	-	-	-	-	-	-	-	-	-	-	-	-	-	-	-	-	-
Lander	12/27/16	-	-	-	-	-	-	-	-	-	-	-	-	-	-	-	-	-	-	-	-
at Memphis	12/30/16	-	-	-	-	-	-	-	-	-	-	-	-	-	-	-	-	-	-	-	-
at Georgia	1/4/17	-	-	-	-	-	-	-	-	-	-	-	-	-	-	-	-	-	-	-	-
Texas A&M	1/7/17	-	-	-	-	-	-	-	-	-	-	-	-	-	-	-	-	-	-	-	-
at Tennessee	1/11/17	-	-	-	-	-	-	-	-	-	-	-	-	-	-	-	-	-	-	-	-
Ole Miss	1/14/17	-	-	-	-	-	-	-	-	-	-	-	-	-	-	-	-	-	-	-	-
Florida	1/18/17	-	-	-	-	-	-	-	-	-	-	-	-	-	-	-	-	-	-	-	-
at Kentucky	1/21/17	-	-	-	-	-	-	-	-	-	-	-	-	-	-	-	-	-	-	-	-
Auburn	1/24/17	-	-	-	-	-	-	-	-	-	-	-	-	-	-	-	-	-	-	-	-
at Missouri	1/28/17	-	-	-	-	-	-	-	-	-	-	-	-	-	-	-	-	-	-	-	-
at LSU	2/1/17	-	-	-	-	-	-	-	-	-	-	-	-	-	-	-	-	-	-	-	-
Georgia	2/4/17	-	-	-	-	-	-	-	-	-	-	-	-	-	-	-	-	-	-	-	-
Alabama	2/7/17	-	-	-	-	-	-	-	-	-	-	-	-	-	-	-	-	-	-	-	-
at Mississippi State	2/11/17	-	-	-	-	-	-	-	-	-	-	-	-	-	-	-	-	-	-	-	-
Arkansas	2/15/17	-	-	-	-	-	-	-	-	-	-	-	-	-	-	-	-	-	-	-	-
at Vanderbilt	2/18/17	-	-	-	-	-	-	-	-	-	-	-	-	-	-	-	-	-	-	-	-
at Florida	2/21/17	-	-	-	-	-	-	-	-	-	-	-	-	-	-	-	-	-	-	-	-
Tennessee	2/25/17	-	-	-	-	-	-	-	-	-	-	-	-	-	-	-	-	-	-	-	-
Mississippi State	2/28/17	-	-	-	-	-	-	-	-	-	-	-	-	-	-	-	-	-	-	-	-
at Ole Miss	3/4/17	-	-	-	-	-	-	-	-	-	-	-	-	-	-	-	-	-	-	-	-
vs. SEC Tournament	TBD	-	-	-	-	-	-	-	-	-	-	-	-	-	-	-	-	-	-	-	-
vs. NCAA Tournament	TBD	-	-	-	-	-	-	-	-	-	-	-	-	-	-	-	-	-	-	-	-

CAREER STATISTICS

Season	GP-GS	Min	Avg	FG	FGA	Pct	3FG	3FGA	Pct	FT	FTA	Pct	Off	Def	Tot	Avg	PF	FO	Ast	TO	Blk	Stl	Pts	Avg
2016-17	1-0	8	8.0	0	0	.000	0	0	.000	0	0	.000	1	0	1	1.0	2	0	0	2	0	0	0	0.0

CAREER SEC STATISTICS

Season	GP-GS	Min	Avg	FG	FGA	Pct	3FG	3FGA	Pct	FT	FTA	Pct	Off	Def	Tot	Avg	PF	FO	Ast	TO	Blk	Stl	Pts	Avg
2017	-	-	-	-	-	-	-	-	-	-	-	-	-	-	-	-	-	-	-	-	-	-	-	-



#21 MAIK KOTSAR

FRESHMAN | FORWARD | 6'10" | HS

TALLIN, ESTONIA/SUNRISE CHRISTIAN ACADEMY

SEASON NOTABLES

- Earned the start and tallied five points with three rebounds in the exhibition win vs. Newberry
- Foul trouble in the second half, but earned the start and scored four points with a pair of rebounds and a steal in opener vs. La Tech (Nov. 11)
- Six points and three rebounds in 15 minutes vs. Holy Cross (Nov. 13)
- Four points and two rebounds, with an assist, in OT win over Monmouth (Nov. 15)
- Scored in double figures (15 points) for the first time in his career in win vs. SC State (Nov. 18) after going a perfect 7-for-7 from the field, also led team with eight rebounds
- Posted 10 points and five rebounds in 23 minutes in win vs. No. 25/24 Michigan (Nov. 23), scored in double figures for the second straight game

KOTSAR'S SEASON HIGHS

Points

15, vs. SC State (Nov. 18, 2016)

Field Goals

7, vs. SC State (Nov. 18, 2016)

Field Goal Attempts

7, twice, last vs. Michigan (Nov. 23, 2016)

3-Point Field Goals

-

3-Point Field Goal Attempts

-

Free Throws

2, twice, last vs. Michigan (Nov. 23, 2016)

Free Throw Attempts

3, twice, last vs. SC State (Nov. 18, 2016)

Rebounds

8, vs. SC State (Nov. 18, 2016)

Assists

2, vs. Michigan (Nov. 23, 2016)

Blocks

2, vs. SC State (Nov. 18, 2016)

Steals

1, vs. La Tech (Nov. 11, 2016)

Minute

26, vs. Monmouth (Nov. 15, 2016)

2016-17

Opponent	Date	GS	Min	FG-FGA	Pct	3FG-FGA	Pct	FT-FTA	Pct	Off	Def	Tot	Avg	PF	FO	A	TO	Blk	Stl	Pts	Avg
Louisiana Tech	11/11/16	*	14	2-2	1.000	0-0	.000	0-3	.000	1	1	2	2.0	4	0	0	0	0	1	4	4.0
Holy Cross	11/13/16	*	15	2-2	1.000	0-0	.000	2-2	1.000	1	2	3	2.5	3	0	0	1	0	0	6	5.0
Monmouth	11/15/16	*	26	2-5	.400	0-0	.000	0-0	.000	1	1	2	2.3	4	0	1	1	0	0	4	4.7
SC State	11/18/16	*	23	7-7	1.000	0-0	.000	1-3	.333	4	4	8	3.8	1	0	1	0	2	0	15	7.3
Michigan	11/23/16	*	23	4-7	.571	0-0	.000	2-2	1.000	2	3	5	4.0	3	0	2	0	0	0	10	7.8
vs. Syracuse	11/26/16																				
Vermont	12/1/16																				
FIU	12/4/16																				
vs. Seton Hall	12/12/16																				
at USF	12/17/16																				
Clemson	12/21/16																				
Lander	12/27/16																				
at Memphis	12/30/16																				
at Georgia	1/4/17																				
Texas A&M	1/7/17																				
at Tennessee	1/11/17																				
Ole Miss	1/14/17																				
Florida	1/18/17																				
at Kentucky	1/21/17																				
Auburn	1/24/17																				
at Missouri	1/28/17																				
at LSU	2/1/17																				
Georgia	2/4/17																				
Alabama	2/7/17																				
at Mississippi State	2/11/17																				
Arkansas	2/15/17																				
at Vanderbilt	2/18/17																				
at Florida	2/21/17																				
Tennessee	2/25/17																				
Mississippi State	2/28/17																				
at Ole Miss	3/4/17																				
vs. SEC Tournament	TBD																				
vs. NCAA Tournament	TBD																				

CAREER STATISTICS

Season	GP-GS	Min	Avg	FG	FGA	Pct	3FG	3FGA	Pct	FT	FTA	Pct	Off	Def	Tot	Avg	PF	FO	Ast	TO	Blk	Stl	Pts	Avg
2016-17	5-5	101	20.2	17	23	.739	0	0	.000	5	10	.500	9	11	20	4.0	15	0	4	2	2	1	39	7.8

CAREER SEC STATISTICS

Season	GP-GS	Min	Avg	FG	FGA	Pct	3FG	3FGA	Pct	FT	FTA	Pct	Off	Def	Tot	Avg	PF	FO	Ast	TO	Blk	Stl	Pts	Avg
2017																								



#25 CHRISTIAN SCHMITT

FRESHMAN | GUARD | 6'0" | HS

MARS, PA. | MARS AREA HIGH SCHOOL

SEASON NOTABLES

- Made South Carolina debut in win vs. SC State (Nov. 18), played three minutes and attempted one 3

SCHMITT'S SEASON HIGHS

Points

-

Field Goals

-

Field Goal Attempts

1, vs. SC State (Nov. 18, 2016)

3-Point Field Goals

-

3-Point Field Goal Attempts

1, vs. SC State (Nov. 18, 2016)

Free Throws

-

Free Throw Attempts

-

Rebounds

-

Assists

-

Blocks

-

Steals

-

Minutes

3, vs. SC State (Nov. 18, 2016)

2016-17

Opponent	Date	GS	Min	FG-FGA	Pct	3FG-FGA	Pct	FT-FTA	Pct	Off	Def	Tot	Avg	PF	FO	A	TO	Blk	Stl	Pts	Avg
Louisiana Tech	11/11/16	-	-	-	-	-	-	-	-	-	-	-	-	-	-	-	-	-	-	-	-
Holy Cross	11/13/16	-	-	-	-	-	-	-	-	-	-	-	-	-	-	-	-	-	-	-	-
Monmouth	11/15/16	-	-	-	-	-	-	-	-	-	-	-	-	-	-	-	-	-	-	-	-
SC State	11/18/16	-	3	0-1	.000	0-1	.000	0-0	.000	0	0	0	0	0	0	0	2	0	0	0	0.0
Michigan	11/23/16	-	-	-	-	-	-	-	-	-	-	-	-	-	-	-	-	-	-	-	-
vs. Syracuse	11/26/16																				
Vermont	12/1/16																				
FIU	12/4/16																				
vs. Seton Hall	12/12/16																				
at USF	12/17/16																				
Clemson	12/21/16																				
Lander	12/27/16																				
at Memphis	12/30/16																				
at Georgia	1/4/17																				
Texas A&M	1/7/17																				
at Tennessee	1/11/17																				
Ole Miss	1/14/17																				
Florida	1/18/17																				
at Kentucky	1/21/17																				
Auburn	1/24/17																				
at Missouri	1/28/17																				
at LSU	2/1/17																				
Georgia	2/4/17																				
Alabama	2/7/17																				
at Mississippi State	2/11/17																				
Arkansas	2/15/17																				
at Vanderbilt	2/18/17																				
at Florida	2/21/17																				
Tennessee	2/25/17																				
Mississippi State	2/28/17																				
at Ole Miss	3/4/17																				
vs. SEC Tournament	TBD																				
vs. NCAA Tournament	TBD																				

CAREER STATISTICS

Season	GP-GS	Min	Avg	FG	FGA	Pct	3FG	3FGA	Pct	FT	FTA	Pct	Off	Def	Tot	Avg	PF	FO	Ast	TO	Blk	Stl	Pts	Avg
2016-17	1-0	3	3.0	0	1	.000	0	1	.000	0	0	.000	0	0	0	0.0	0	0	0	2	0	0	0	0.0

CAREER SEC STATISTICS

Season	GP-GS	Min	Avg	FG	FGA	Pct	3FG	3FGA	Pct	FT	FTA	Pct	Off	Def	Tot	Avg	PF	FO	Ast	TO	Blk	Stl	Pts	Avg
2017																								

THE LAST TIME...

AN INDIVIDUAL ...

Scored 20 or more points:	South Carolina: Sindarius Thornwell (21), vs. Michigan, Nov. 23, 2016, in Columbia, S.C. Opponent: Adam Smith (21), Georgia Tech, March 21, 2016, in Columbia, S.C.
Scored 30 or more points:	South Carolina: Laimonas Chatkevicius (30), vs. High Point, March 15, 2016, in Columbia, S.C. Opponent: Kevin Punter (36), Tennessee, Jan. 23, 2016 in Knoxville, Tenn.
Scored 35 or more points:	South Carolina: Brenton Williams (38) vs. Mississippi State, March 6, 2013 in Columbia, S.C. Opponent: Kevin Punter (36), Tennessee, Jan. 23, 2016 in Knoxville, Tenn.
Scored 40 or more points:	South Carolina: N/A thru 1992-93 season Opponent: Austin Carr (43), Notre Dame, Dec. 30, 1969 in New Orleans, La.
Collected 20 or more rebounds:	South Carolina: Emmett Hall (23), vs. College of Charleston, Dec. 22, 1993 in Columbia, S.C. Opponent: Ekpe Udoh (20), Baylor, Jan. 2, 2010 in Columbia, S.C.
Collected 15 or more rebounds:	South Carolina: Michael Carrera (15), vs. Florida, Feb. 20, 2016 in Columbia, S.C. Opponent: Trey James (15), Coker, Dec. 21, 2014 in Columbia, S.C.
Made 12 or more field goals:	South Carolina: Laimonas Chatkevicius (15), vs. High Point, March 15, 2016, in Columbia, S.C. Opponent: Michael Frazier II (12), Florida, March 4, 2014 in Columbia, S.C.
Made 10 or more field goals:	South Carolina: Laimonas Chatkevicius (15), vs. High Point, March 15, 2016, in Columbia, S.C. Opponent: Wes Clark (10), Missouri, Jan. 16, 2016, in Columbia, S.C.
Attempted 20 or more field goals:	South Carolina: Michael Carrera (21), vs. Georgia, March 3, 2016 in Columbia, S.C. Opponent: Jamal Murray (21), Kentucky, Feb. 13, 2016, in Columbia, S.C.
Attempted 25 or more field goals:	South Carolina: Devan Downey, 25, at Kentucky, Feb. 25, 2010 in Lexington, Ky. Opponent: Kemmy Burgess (Alaska-Anchorage), 26, Nov. 24, 2005 in Anchorage, Alaska
Dished 10 or more assists:	South Carolina: Devan Downey, 11, vs. LSU, March 13, 2008 in Atlanta, Ga. Opponent: 11, Jabril Durham, Arkansas, March 5, 2016 in Fayetteville, Ark.
Swiped 5 or more steals:	South Carolina: PJ Dozier, 5 vs. Francis Marion, Dec. 30, 2015 in Columbia, S.C. Opponent: 5, Allen Payne, Auburn, Feb. 26, 2014 in Auburn, Ala.
Blocked 5 or more shots:	South Carolina: Damontre Harris, 5, vs. Georgia, Feb. 15, 2012 in Columbia, S.C. Opponent: Avry Holmes (5), Clemson, Dec. 18, 2015 in Greenville, S.C.
Made 5 or more 3-point field goals:	South Carolina: Mindaugas Kacinas (5), vs. Georgia, March 3, 2016 in Columbia, S.C. Opponent: Adam Smith (5), Georgia Tech, March 21, 2016, in Columbia, S.C.
Attempted 8 or more 3-point field goals:	South Carolina: Duane Notice (8), vs. Monmouth, Nov. 15, 2016, in Columbia, S.C. Opponent: Justin Robinson (9), Monmouth, Nov. 15, 2016, in Columbia, S.C.
Made 10 or more free throws:	South Carolina: Michael Carrera (11), Kentucky, Feb. 13, 2016, in Columbia, S.C. Opponent: Retin Obasohan (10), Alabama, Jan. 30, 2016, in Columbia, S.C.
Attempted 15 or more free throws:	South Carolina: Michael Carrera (15), vs. Kentucky, Feb. 13, 2016, in Columbia, S.C. Opponent: Ryan Rosburg (17), at Tennessee, Feb. 16, 2016 in Columbia, Mo.
Played all 40 minutes of regulation:	South Carolina: Duane Notice, vs. Texas A&M, Feb. 21, 2015 in Columbia, S.C. Opponent: Frank Sullivan, Auburn, Jan. 12, 2013 in Columbia, S.C.
A player hit a last-second shot (within 3 seconds) to win a game:	South Carolina: PJ Dozier (Buzzer Beater), vs. Monmouth, Nov. 15, 2016, in Columbia, S.C. Opponent: JJ Frazier (Free Throws), Georgia, March 11, 2016 in Nashville, Tenn.
A player had a double-double:	South Carolina: Sindarius Thornwell (21 points, 10 rebounds), vs. Michigan, Nov. 23, 2016, in Columbia, S.C. Opponent: Chris Brady (17 points, 10 rebounds), Monmouth, Nov. 15, 2016, in Columbia, S.C.
Two or more players had a double-double:	S. Carolina: Michael Carrera (11 points, 10 rebounds), Sindarius Thornwell (18 points, 11 rebounds), at Georgia, Feb. 2, 2016, in Athens, Ga. Opponent: Alex Oriakhi (18 points, 11 rebounds), Earnest Ross (21 points, 10 rebounds) Missouri, Jan. 22, 2013 in Columbia, Mo.
A player had a triple-double:	South Carolina: Sam Muldrow (16 points, 14 rebounds, 10 blocks) vs. Vanderbilt, Jan. 8, 2011 in Columbia, S.C. *** Only second triple-double in South Carolina history (Chuck Eidson (25 points, 10 rebounds, 10 assists) vs. SC State, Nov. 29, 2002 in Columbia, S.C. Opponent: Daniel Hackett (Southern California - 22 points, 10 rebounds, 10 assists), Nov. 17, 2007 in Columbia, S.C.
Scored 30 or more points in back-to-back games:	South Carolina: Devan Downey, 30 vs. Kentucky, Jan. 26, 2010 in Columbia, S.C. 33 vs. Georgia, Jan. 30, 2010, in Columbia, S.C.
Scored 25 or more points in back-to-back games:	South Carolina: Devan Downey, 33 vs. Georgia, Jan. 30, 2010, in Columbia, S.C. 26 at Tennessee, Feb. 6, 2010 in Knoxville, Tenn.

A TEAM ...

Scored 100 or more points:	South Carolina: 103 vs. The Citadel, Nov. 12, 2007 in Columbia, S.C. Opponent: 107, Vanderbilt, Feb. 17, 1996 in Nashville, Tenn.
Scored 50 points or less:	South Carolina: 46, vs. Florida, March 4, 2014 in Columbia S.C. Opponent: 46, vs. Michigan, Nov. 23, 2016 in Columbia, S.C.
Scored 50 points in a half:	South Carolina: 50 (1st half), vs. SC State, Nov. 18, 2016, in Columbia, S.C. Opponent: 52 (2nd half) vs. Georgia Jan. 22, 2014 in Athens, Ga.
Failed to score 25 points in a half:	South Carolina: 23 (1st half), at Georgia, Feb. 2, 2016, in Athens, Ga. Opponent: 19 (1st half), Michigan, Nov. 23, 2016, in Columbia, S.C.

Collected 50 or more rebounds:	South Carolina: 50, vs. Alabama, Jan. 30, 2016, in Columbia, S.C. Opponent: 52, WKU, Nov. 27, 2010 in Bowling Green, Ky.
Shot 60% or better from the field:	South Carolina: 60.0% (39-65), vs. High Point, March 15, 2016, in Columbia, S.C. Opponent: 69.6% (32-46) Missouri, Feb. 28, 2013 in Columbia, S.C.
Shot 50% or better from the field:	South Carolina: 50.8% (33-65), vs. SC State, Nov. 18, 2016, in Columbia, S.C. Opponent: 50.8% (30-59), Georgia Tech, March 21, 2016, in Columbia, S.C.
Shot less than 30% from the field:	South Carolina: 27.1% (16-59), vs. Texas A&M, Feb. 21, 2015 in Columbia, S.C. Opponent: 19.2% (10-52), Michigan, Nov. 23, 2016, in Columbia, S.C.
Shot 50% or better from 3-point range (at least 10 attempts):	South Carolina: 50.0% (12-24), vs. Holy Cross, Nov. 13, 2016, in Columbia, S.C. Opponent 50.0% (11-22), Georgia Tech, March 21, 2016, in Columbia, S.C.
Shot 20% or less from 3-point range (at least 10 attempts):	South Carolina: 14.3% (3-21), vs. Missouri, Jan. 16, 2016, in Columbia, S.C. Opponent: 7.7% (2-26), Michigan, Nov. 23, 2016 in Columbia, S.C.
Dished 20 or more assists:	South Carolina: 25, vs. High Point, March 15, 2016, in Columbia, S.C. Opponent: 20, Mississippi State, Feb. 27, 2016, in Starkville, Miss.
Made 35 or more shots:	South Carolina: 39, vs. High Point, March 15, 2016, in Columbia, S.C. Opponent: 35, vs. Tennessee, March 5, 2009 in Columbia, S.C.
Attempted 80 or more shots:	South Carolina: 83 vs. WKU Nov. 27, 2010 in Bowling Green, Ky. Opponent: 83, LSU, Feb. 10, 1996 in Columbia, S.C.
Attempted 70 or more shots:	South Carolina: 72, vs. Providence, Dec. 1, 2011 in Columbia, S.C. Opponent: 71, Arkansas, Feb. 3, 2015 in Fayetteville, Ark.
Made 10 or more 3-pointers:	South Carolina: 12, vs. Holy Cross, Nov. 13, 2016, in Columbia, S.C. Opponent: 11, Georgia Tech, March 21, 2016, in Columbia, S.C.
Did not make a 3-pointer:	South Carolina: vs. Milwaukee, Nov. 11, 2012 in Columbia, S.C. Opponent: Miss. State, Jan. 9, 2013 in Starkville, Miss.
Attempted 30 or more 3-pointers:	South Carolina: 31 vs. Alabama, Jan. 25, 2012 in Columbia, S.C. Opponent: 30, High Point, March 15, 2016, in Columbia, S.C.
Attempted 25 or more 3-pointers:	South Carolina: 26, vs. Georgia, March 3, 2016 in Columbia, S.C. Opponent: 26, Michigan, Nov. 23, 2016, in Columbia, S.C.
Made 30 or more free throws:	South Carolina: 46 vs. Memphis, Jan. 2, 2015 in Columbia, S.C. Opponent: 30, Tennessee, Jan. 23, 2016 in Knoxville, Tenn.
Attempted 40 or more free throws:	South Carolina: 46, vs. Alabama, Jan. 30, 2016, in Columbia, S.C. Opponent: 42, Kentucky, March 1, 2014 in Columbia, S.C.
Swiped 15 or more steals:	South Carolina: 15 vs. Vanderbilt, Jan. 16, 2010 in Columbia, S.C. Opponent: 15, Monmouth, Nov. 15, 2016, in Columbia, S.C.
Blocked 12 or more shots:	South Carolina: 12, vs. Vanderbilt, Jan. 8, 2011 in Columbia, S.C. Opponent: 12, Mississippi State, Jan. 26, 2016, in Columbia, S.C.
Blocked 8 or more shots:	South Carolina: 9, vs. SC State, Nov. 18, 2016, in Columbia, S.C. Opponent: 9, Georgia, March 3, 2016 in Columbia, S.C.
Won by 30 or more points:	South Carolina: 42, vs. SC State, Nov. 18, 2016, in Columbia, S.C. Opponent: 34, Kentucky, Feb. 14, 2015 in Lexington, Ky.
Won by 20 or more points:	South Carolina: 42, vs. SC State, Nov. 18, 2016, in Columbia, S.C. Opponent: 27, Kentucky, Feb. 13, 2016, in Columbia, S.C.
Played a single overtime game:	Win: 70-69, vs. Monmouth, Nov. 15, 2016, in Columbia, S.C. Loss: 62-54 at Georgia, Feb. 23, 2013 in Athens, Ga.
Played a double overtime game:	Win: 87-85 vs. WKU, Nov. 27, 2010 in Bowling Green, Ky. Loss: 98-88 vs. Louisville, Feb. 20, 1988 in Columbia, S.C.
South Carolina played a No. 1 Team in the country:	Win: 68-62 vs. Kentucky, Jan. 26, 2010 in Columbia, S.C. Loss: 77-43 loss at Kentucky, Feb. 14, 2015 in Lexington, Ky.
South Carolina played a top-5 opponent:	Win: 68-62 vs. No. 1/1 Kentucky, Jan. 26, 2010 in Columbia, S.C. Loss: 75-36 loss to No. 4/4 Florida, Jan. 30, 2013 in Gainesville, Fla.
South Carolina played a top-10 opponent:	Win: 81-78 at No. 8/8 Texas A&M, Feb. 6, 2016, in College Station, Texas Loss: 58-43 loss vs. Kentucky, Jan. 24, 2015 in Columbia, S.C.
South Carolina played a top-25 opponent:	Win: 61-46 vs. No. 25/24 Michigan, Nov. 23, 2016, in Columbia, S.C. Loss: 89-62 loss vs. No. 22/21 Kentucky, Feb. 13, 2016, in Columbia, S.C.
South Carolina defeated a ranked opponent:	Home: 61-46 win over No. 25/24 Michigan, Nov. 23, 2016 in Columbia, S.C. Away: 77-73 at No. 13/19 Vanderbilt, March 6, 2010 in Nashville, Tenn. Neutral: 64-60 vs. No. 9/9 Iowa State, Jan. 3, 2015 in Brooklyn, N.Y. SEC Home: Win: 72-67 win over No. 17/15 Kentucky, March 1, 2014 in Columbia, S.C. SEC Away: 81-78 at No. 8/8 Texas A&M, Feb. 6, 2016, in College Station, Texas Non-conference away: 85-84 at No. 19/20 Baylor, Jan. 2, 2009 in Waco, Texas
South Carolina defeated a top 10 opponent:	Home: Win: 68-62 win vs. No. 1/1 Kentucky, Jan. 26, 2010 in Columbia, S.C. Away: 81-78 at No. 8/8 Texas A&M, Feb. 6, 2016, in College Station, Texas Neutral: 64-60 vs. No. 9/9 Iowa State, Jan. 3, 2015 in Brooklyn, N.Y.
A South Carolina win opened the season:	Home: 85-76 win vs. La Tech on Nov. 11, 2016, in Columbia, S.C. Away: 81-63 win at Western Carolina, Nov. 12, 2005 in Cullowhee, N.C. Neutral: 74-61 win vs. Chaminade, Nov. 19, 2001 in Maui, Hawaii (Maui Invite)
South Carolina opened SEC play:	Home: 72-68 loss vs. Florida, Jan. 7, 2015 in Gainesville, Fla. Away: 81-69 win at Auburn, Jan. 5, 2016, in Auburn, Ala.



South Carolina Basketball
 South Carolina Combined Team Statistics (as of Nov 23, 2016)
 All games

RECORD:	OVERALL	HOME	AWAY	NEUTRAL
ALL GAMES	5-0	5-0	0-0	0-0
CONFERENCE	0-0	0-0	0-0	0-0
NON-CONFERENCE	5-0	5-0	0-0	0-0

##	Player	gp-gs	min	avg	Total		3-Point		F-Throw		Rebounds				pf	dq	a	to	blk	stl	pts	avg		
					fg-fga	fg%	3fg-fga	3fg%	ft-fta	ft%	off	def	tot	avg										
00	THORNWELL, Sindari	5-5	157	31.4	34-70	.486	12-25	.480	24-28	.857	9	27	36	7.2	10	0	15	15	9	5	104	20.8		
10	NOTICE, Duane	5-5	153	30.6	17-42	.405	10-28	.357	12-16	.750	4	5	9	1.8	4	0	17	12	0	6	56	11.2		
30	SILVA, Chris	5-5	85	17.0	17-27	.630	0-0	.000	17-23	.739	12	18	30	6.0	19	1	1	6	10	0	51	10.2		
15	DOZIER, PJ	5-5	126	25.2	14-38	.368	7-16	.438	11-12	.917	1	12	13	2.6	13	0	15	11	1	9	46	9.2		
21	KOTSAR, Maik	5-5	101	20.2	17-23	.739	0-0	.000	5-10	.500	9	11	20	4.0	15	0	4	2	2	1	39	7.8		
20	MCKIE, Justin	5-0	106	21.2	14-29	.483	3-14	.214	1-2	.500	4	16	20	4.0	6	0	3	3	1	0	32	6.4		
04	FELDER, Rakym	4-0	46	11.5	6-11	.545	3-4	.750	2-5	.400	1	4	5	1.3	5	0	5	6	2	3	17	4.3		
02	GRAVETT, Hassani	5-0	104	20.8	9-28	.321	3-12	.250	0-4	.000	4	9	13	2.6	8	0	12	8	0	2	21	4.2		
05	BLANTON, TeMarcus	2-0	10	5.0	2-4	.500	2-3	.667	1-2	.500	1	4	5	2.5	0	0	0	1	0	0	7	3.5		
14	TUT, Ran	4-0	35	8.8	3-7	.429	0-1	.000	0-0	.000	3	9	12	3.0	0	0	1	0	2	2	6	1.5		
12	GUEYE, Khadim	5-0	45	9.0	1-5	.200	0-0	.000	4-4	1.000	4	5	9	1.8	8	0	0	3	3	0	6	1.2		
31	HOLLIMAN, Jarrell	4-0	43	10.8	2-4	.500	0-0	.000	0-0	.000	2	2	4	1.0	8	0	2	0	0	0	4	1.0		
24	KEITA, Sedee	1-0	8	8.0	0-0	.000	0-0	.000	0-0	.000	1	0	1	1.0	2	0	0	2	0	0	0	0.0		
13	CORCHIANI, Tommy	1-0	3	3.0	0-0	.000	0-0	.000	0-0	.000	0	1	1	1.0	2	0	0	0	0	0	0	0.0		
25	SCHMITT, Christian	1-0	3	3.0	0-1	.000	0-1	.000	0-0	.000	0	0	0	0.0	0	0	0	2	0	0	0	0.0		
Team											11	11	22											
Total.....		5	1025		136-289	.471	40-104	.385	77-106	.726	66	134	200	40.0	100	1	75	72	30	28	389	77.8		
Opponents.....		5	1025		87-269	.323	25-108	.231	91-125	.728	55	91	146	29.2	104	3	38	71	9	42	290	58.0		

TEAM STATISTICS	SC	OPP	Date	Opponent	Score	Att.
SCORING	389	290	11/11/16	LOUISIANA TECH	w 85-76	13344
Points per game	77.8	58.0	11/13/16	HOLY CROSS	w 81-49	9270
Scoring margin	+19.8	-	11/15/16	MONMOUTH	Wot 70-69	9779
FIELD GOALS-ATT	136-289	87-269	11/18/16	SC STATE	w 92-50	10159
Field goal pct	.471	.323	11/23/16	MICHIGAN	w 61-46	13051
3 POINT FG-ATT	40-104	25-108	* = Conference game			
3-point FG pct	.385	.231				
3-pt FG made per game	8.0	5.0				
FREE THROWS-ATT	77-106	91-125				
Free throw pct	.726	.728				
F-Throws made per game	15.4	18.2				
REBOUNDS	200	146				
Rebounds per game	40.0	29.2				
Rebounding margin	+10.8	-				
ASSISTS	75	38				
Assists per game	15.0	7.6				
TURNOVERS	72	71				
Turnovers per game	14.4	14.2				
Turnover margin	-0.2	-				
Assist/turnover ratio	1.0	0.5				
STEALS	28	42				
Steals per game	5.6	8.4				
BLOCKS	30	9				
Blocks per game	6.0	1.8				
ATTENDANCE	55603	0				
Home games-Avg/Game	5-11121	0-0				
Neutral site-Avg/Game	-	0-0				

Score by Periods	1st	2nd	OT	Totals
South Carolina	198	181	10	389
Opponents	137	144	9	290



South Carolina Basketball
 South Carolina Team Game-by-Game Comparison (as of Nov 24, 2016)
 All games

Opponent	1st	2nd	Score	Mar	Total FG	FG Pct	3-Pointers	3FG Pct	Free Throws	FT Pct	Rebounds	Assist	T/Over	Block	Steal	Fouls
LOUISIANA TECH	42/31	43/45	85-76	+9	30-57/24-55	.526/.436	9-18/7-20	.500/.350	16-26/21-30	.615/.700	35/29 +6	16/8	15/14	4/4	6/11	20/28
HOLY CROSS	44/32	37/17	81-49	+32	27-46/17-45	.587/.378	12-24/5-20	.500/.250	15-16/10-15	.938/.667	32/16 +16	17/12	11/9	6/0	4/3	17/16
MONMOUTH	29/22	31/38	70-69	+1	23-68/20-65	.338/.308	7-23/6-28	.304/.214	17-25/23-27	.680/.852	46/41 +5	15/10	20/18	5/4	7/15	22/24
SC STATE	50/25	42/25	92-50	+42	33-65/16-52	.508/.308	8-24/5-14	.333/.357	18-21/13-21	.857/.619	47/24 +23	17/6	13/14	9/1	6/6	17/19
MICHIGAN	33/27	28/19	61-46	+15	23-53/10-52	.434/.192	4-15/2-26	.267/.077	11-18/24-32	.611/.750	40/36 +4	10/2	13/16	6/0	5/7	24/17

Note: Game totals are displayed in the format TEAM/OPPONENT for each category



South Carolina Basketball
South Carolina Category Leaders (as of Nov 24, 2016)
All games

Points	G	Pts	Pts/G
THORNWELL, Sindarius	5	104	20.8
NOTICE, Duane	5	56	11.2
SILVA, Chris	5	51	10.2
DOZIER, PJ	5	46	9.2
KOTSAR, Maik	5	39	7.8
MCKIE, Justin	5	32	6.4
GRAVETT, Hassani	5	21	4.2
FELDER, Rakym	4	17	4.3
BLANTON, TeMarcus	2	7	3.5
GUEYE, Khadim	5	6	1.2
TUT, Ran	4	6	1.5
HOLLIMAN, Jarrell	4	4	1.0

FG Percentage	FG	Att	Pct
KOTSAR, Maik	17	23	.739
SILVA, Chris	17	27	.630
FELDER, Rakym	6	11	.545
HOLLIMAN, Jarrell	2	4	.500
BLANTON, TeMarcus	2	4	.500
THORNWELL, Sindarius	34	70	.486
MCKIE, Justin	14	29	.483
TUT, Ran	3	7	.429
NOTICE, Duane	17	42	.405
DOZIER, PJ	14	38	.368
GRAVETT, Hassani	9	28	.321
GUEYE, Khadim	1	5	.200

3-Point Percentage	3FG	Att	Pct
FELDER, Rakym	3	4	.750
BLANTON, TeMarcus	2	3	.667
THORNWELL, Sindarius	12	25	.480
DOZIER, PJ	7	16	.438
NOTICE, Duane	10	28	.357
GRAVETT, Hassani	3	12	.250
MCKIE, Justin	3	14	.214
SCHMITT, Christian	0	1	.000
TUT, Ran	0	1	.000

Free Throw Percent	FG	Att	Pct
GUEYE, Khadim	4	4	1.000
DOZIER, PJ	11	12	.917
THORNWELL, Sindarius	24	28	.857
NOTICE, Duane	12	16	.750
SILVA, Chris	17	23	.739
BLANTON, TeMarcus	1	2	.500
KOTSAR, Maik	5	10	.500
MCKIE, Justin	1	2	.500
FELDER, Rakym	2	5	.400
GRAVETT, Hassani	0	4	.000

Scoring Average	G	Pts	Avg/G
THORNWELL, Sindarius	5	104	20.8
NOTICE, Duane	5	56	11.2
SILVA, Chris	5	51	10.2
DOZIER, PJ	5	46	9.2
KOTSAR, Maik	5	39	7.8
MCKIE, Justin	5	32	6.4
FELDER, Rakym	4	17	4.3
GRAVETT, Hassani	5	21	4.2
BLANTON, TeMarcus	2	7	3.5
TUT, Ran	4	6	1.5
GUEYE, Khadim	5	6	1.2
HOLLIMAN, Jarrell	4	4	1.0

Field Goal Attempts	G	Att	Att/G
THORNWELL, Sindarius	5	70	14.0
NOTICE, Duane	5	42	8.4
DOZIER, PJ	5	38	7.6
MCKIE, Justin	5	29	5.8
GRAVETT, Hassani	5	28	5.6

Field Goals Made	G	Made	Made/G
THORNWELL, Sindarius	5	34	6.8
SILVA, Chris	5	17	3.4
NOTICE, Duane	5	17	3.4
KOTSAR, Maik	5	17	3.4
DOZIER, PJ	5	14	2.8
MCKIE, Justin	5	14	2.8

3-Point FG Attempts	G	Att	Att/G
NOTICE, Duane	5	28	5.6
THORNWELL, Sindarius	5	25	5.0
DOZIER, PJ	5	16	3.2
MCKIE, Justin	5	14	2.8
GRAVETT, Hassani	5	12	2.4

3-Point FG Made	G	Made	Made/G
THORNWELL, Sindarius	5	12	2.4
NOTICE, Duane	5	10	2.0
DOZIER, PJ	5	7	1.4
FELDER, Rakym	4	3	0.8
GRAVETT, Hassani	5	3	0.6
MCKIE, Justin	5	3	0.6

Free Throw Attempts	G	Att	Att/G
THORNWELL, Sindarius	5	28	5.6
SILVA, Chris	5	23	4.6
NOTICE, Duane	5	16	3.2
DOZIER, PJ	5	12	2.4
KOTSAR, Maik	5	10	2.0

Free Throws Made	G	Made	Made/G
THORNWELL, Sindarius	5	24	4.8
SILVA, Chris	5	17	3.4
NOTICE, Duane	5	12	2.4
DOZIER, PJ	5	11	2.2
KOTSAR, Maik	5	5	1.0



South Carolina Basketball
South Carolina Category Leaders (as of Nov 24, 2016)
All games

Rebounds	G	Reb	Reb/G
THORNWELL, Sindarius	5	36	7.2
SILVA, Chris	5	30	6.0
MCKIE, Justin	5	20	4.0
KOTSAR, Maik	5	20	4.0
DOZIER, PJ	5	13	2.6
GRAVETT, Hassani	5	13	2.6

Rebound Average	G	Reb	Avg/G
THORNWELL, Sindarius	5	36	7.2
SILVA, Chris	5	30	6.0
KOTSAR, Maik	5	20	4.0
MCKIE, Justin	5	20	4.0
TUT, Ran	4	12	3.0

Offensive Rebounds	G	No.	Avg/G
SILVA, Chris	5	12	2.4
KOTSAR, Maik	5	9	1.8
THORNWELL, Sindarius	5	9	1.8
GRAVETT, Hassani	5	4	0.8
GUEYE, Khadim	5	4	0.8
NOTICE, Duane	5	4	0.8
MCKIE, Justin	5	4	0.8

Defensive Rebounds	G	No.	Avg/G
THORNWELL, Sindarius	5	27	5.4
SILVA, Chris	5	18	3.6
MCKIE, Justin	5	16	3.2
DOZIER, PJ	5	12	2.4
KOTSAR, Maik	5	11	2.2

Fouls	G	No.	Per/G
SILVA, Chris	5	19	3.8
KOTSAR, Maik	5	15	3.0
DOZIER, PJ	5	13	2.6
THORNWELL, Sindarius	5	10	2.0
GRAVETT, Hassani	5	8	1.6
HOLLIMAN, Jarrell	4	8	2.0
GUEYE, Khadim	5	8	1.6

Foulsouts	G	No.
SILVA, Chris	5	1

Assists	G	No.	Ast/G
NOTICE, Duane	5	17	3.4
THORNWELL, Sindarius	5	15	3.0
DOZIER, PJ	5	15	3.0
GRAVETT, Hassani	5	12	2.4
FELDER, Rakym	4	5	1.3

Steals	G	No.	Stl/G
DOZIER, PJ	5	9	1.8
NOTICE, Duane	5	6	1.2
THORNWELL, Sindarius	5	5	1.0
FELDER, Rakym	4	3	0.8
GRAVETT, Hassani	5	2	0.4
TUT, Ran	4	2	0.5

Blocked Shots	G	No.	Blk/G
SILVA, Chris	5	10	2.0
THORNWELL, Sindarius	5	9	1.8
GUEYE, Khadim	5	3	0.6
KOTSAR, Maik	5	2	0.4
FELDER, Rakym	4	2	0.5
TUT, Ran	4	2	0.5

Minutes	G	No.	Min/G
THORNWELL, Sindarius	5	157	31.4
NOTICE, Duane	5	153	30.6
DOZIER, PJ	5	126	25.2
MCKIE, Justin	5	106	21.2
GRAVETT, Hassani	5	104	20.8

Turnovers	G	No.	TO/G
THORNWELL, Sindarius	5	15	3.0
NOTICE, Duane	5	12	2.4
DOZIER, PJ	5	11	2.2
GRAVETT, Hassani	5	8	1.6
FELDER, Rakym	4	6	1.5
SILVA, Chris	5	6	1.2



South Carolina Basketball
South Carolina Team High/Low Analysis (as of Nov 24, 2016)
All games

South Carolina - TEAM GAME HIGHS

POINTS	92	SC STATE (11/18/16)
	85	LOUISIANA TECH (11/11/16)
	81	HOLY CROSS (11/13/16)
	70	MONMOUTH (11/15/16)
	61	MICHIGAN (11/23/16)
FIELD GOALS MADE	33	SC STATE (11/18/16)
	30	LOUISIANA TECH (11/11/16)
FIELD GOAL ATTEMPTS	68	MONMOUTH (11/15/16)
	65	SC STATE (11/18/16)
FIELD GOAL PERCENTAGE	.587 (27-46)	HOLY CROSS (11/13/16)
	.526 (30-57)	LOUISIANA TECH (11/11/16)
3 PT FIELD GOALS MADE	12	HOLY CROSS (11/13/16)
	9	LOUISIANA TECH (11/11/16)
3 PT FG ATTEMPTS	24	SC STATE (11/18/16)
	24	HOLY CROSS (11/13/16)
3 PT FG PERCENTAGE	.500 (12-24)	HOLY CROSS (11/13/16)
	.500 (9-18)	LOUISIANA TECH (11/11/16)
FREE THROWS MADE	18	SC STATE (11/18/16)
	17	MONMOUTH (11/15/16)
FREE THROW ATTEMPTS	26	LOUISIANA TECH (11/11/16)
	25	MONMOUTH (11/15/16)
FREE THROW PERCENTAGE	.938 (15-16)	HOLY CROSS (11/13/16)
	.857 (18-21)	SC STATE (11/18/16)
REBOUNDS	47	SC STATE (11/18/16)
	46	MONMOUTH (11/15/16)
ASSISTS	17	SC STATE (11/18/16)
	17	HOLY CROSS (11/13/16)
STEALS	7	MONMOUTH (11/15/16)
	6	SC STATE (11/18/16)
	6	LOUISIANA TECH (11/11/16)
BLOCKED SHOTS	9	SC STATE (11/18/16)
	6	MICHIGAN (11/23/16)
	6	HOLY CROSS (11/13/16)
TURNOVERS	20	MONMOUTH (11/15/16)
	15	LOUISIANA TECH (11/11/16)
FOULS	24	MICHIGAN (11/23/16)
	22	MONMOUTH (11/15/16)



South Carolina Basketball
South Carolina High/Low Analysis (as of Nov 24, 2016)
All games

Opponent - GAME HIGHS

POINTS	76	LOUISIANA TECH (11/11/16)
	69	MONMOUTH (11/15/16)
	50	SC STATE (11/18/16)
	49	HOLY CROSS (11/13/16)
	46	MICHIGAN (11/23/16)
FIELD GOALS MADE	24	LOUISIANA TECH (11/11/16)
	20	MONMOUTH (11/15/16)
FIELD GOAL ATTEMPTS	65	MONMOUTH (11/15/16)
	55	LOUISIANA TECH (11/11/16)
FIELD GOAL PERCENTAGE	.436 (24-55)	LOUISIANA TECH (11/11/16)
	.378 (17-45)	HOLY CROSS (11/13/16)
3 PT FIELD GOALS MADE	7	LOUISIANA TECH (11/11/16)
	6	MONMOUTH (11/15/16)
3 PT FG ATTEMPTS	28	MONMOUTH (11/15/16)
	26	MICHIGAN (11/23/16)
3 PT FG PERCENTAGE	.357 (5-14)	SC STATE (11/18/16)
	.350 (7-20)	LOUISIANA TECH (11/11/16)
FREE THROWS MADE	24	MICHIGAN (11/23/16)
	23	MONMOUTH (11/15/16)
FREE THROW ATTEMPTS	32	MICHIGAN (11/23/16)
	30	LOUISIANA TECH (11/11/16)
FREE THROW PERCENTAGE	.852 (23-27)	MONMOUTH (11/15/16)
	.750 (24-32)	MICHIGAN (11/23/16)
REBOUNDS	41	MONMOUTH (11/15/16)
	36	MICHIGAN (11/23/16)
ASSISTS	12	HOLY CROSS (11/13/16)
	10	MONMOUTH (11/15/16)
STEALS	15	MONMOUTH (11/15/16)
	11	LOUISIANA TECH (11/11/16)
BLOCKED SHOTS	4	MONMOUTH (11/15/16)
	4	LOUISIANA TECH (11/11/16)
TURNOVERS	18	MONMOUTH (11/15/16)
	16	MICHIGAN (11/23/16)
FOULS	28	LOUISIANA TECH (11/11/16)
	24	MONMOUTH (11/15/16)



South Carolina Basketball
South Carolina High/Low Analysis (as of Nov 24, 2016)
All games

South Carolina - GAME LOWS

POINTS	61	MICHIGAN (11/23/16)
	70	MONMOUTH (11/15/16)
	81	HOLY CROSS (11/13/16)
	85	LOUISIANA TECH (11/11/16)
	92	SC STATE (11/18/16)
FIELD GOALS MADE	23	MONMOUTH (11/15/16)
	23	MICHIGAN (11/23/16)
FIELD GOAL ATTEMPTS	46	HOLY CROSS (11/13/16)
	53	MICHIGAN (11/23/16)
FIELD GOAL PERCENTAGE	.338 (23-68)	MONMOUTH (11/15/16)
	.434 (23-53)	MICHIGAN (11/23/16)
3 PT FIELD GOALS MADE	4	MICHIGAN (11/23/16)
	7	MONMOUTH (11/15/16)
3 PT FG ATTEMPTS	15	MICHIGAN (11/23/16)
	18	LOUISIANA TECH (11/11/16)
3 PT FG PERCENTAGE	.267 (4-15)	MICHIGAN (11/23/16)
	.304 (7-23)	MONMOUTH (11/15/16)
FREE THROWS MADE	11	MICHIGAN (11/23/16)
	15	HOLY CROSS (11/13/16)
FREE THROW ATTEMPTS	16	HOLY CROSS (11/13/16)
	18	MICHIGAN (11/23/16)
FREE THROW PERCENTAGE	.611 (11-18)	MICHIGAN (11/23/16)
	.615 (16-26)	LOUISIANA TECH (11/11/16)
REBOUNDS	32	HOLY CROSS (11/13/16)
	35	LOUISIANA TECH (11/11/16)
ASSISTS	10	MICHIGAN (11/23/16)
	15	MONMOUTH (11/15/16)
STEALS	4	HOLY CROSS (11/13/16)
	5	MICHIGAN (11/23/16)
BLOCKED SHOTS	4	LOUISIANA TECH (11/11/16)
	5	MONMOUTH (11/15/16)
TURNOVERS	11	HOLY CROSS (11/13/16)
	13	SC STATE (11/18/16)
	13	MICHIGAN (11/23/16)
FOULS	17	HOLY CROSS (11/13/16)
	17	SC STATE (11/18/16)



South Carolina Basketball
South Carolina High/Low Analysis (as of Nov 24, 2016)
All games

Opponent - GAME LOWS

POINTS	46	MICHIGAN (11/23/16)
	49	HOLY CROSS (11/13/16)
	50	SC STATE (11/18/16)
	69	MONMOUTH (11/15/16)
	76	LOUISIANA TECH (11/11/16)
FIELD GOALS MADE	10	MICHIGAN (11/23/16)
	16	SC STATE (11/18/16)
FIELD GOAL ATTEMPTS	45	HOLY CROSS (11/13/16)
	52	SC STATE (11/18/16)
	52	MICHIGAN (11/23/16)
FIELD GOAL PERCENTAGE	.192 (10-52)	MICHIGAN (11/23/16)
	.308 (16-52)	SC STATE (11/18/16)
	.308 (20-65)	MONMOUTH (11/15/16)
3 PT FIELD GOALS MADE	2	MICHIGAN (11/23/16)
	5	HOLY CROSS (11/13/16)
	5	SC STATE (11/18/16)
3 PT FG ATTEMPTS	14	SC STATE (11/18/16)
	20	LOUISIANA TECH (11/11/16)
	20	HOLY CROSS (11/13/16)
3 PT FG PERCENTAGE	.077 (2-26)	MICHIGAN (11/23/16)
	.214 (6-28)	MONMOUTH (11/15/16)
FREE THROWS MADE	10	HOLY CROSS (11/13/16)
	13	SC STATE (11/18/16)
FREE THROW ATTEMPTS	15	HOLY CROSS (11/13/16)
	21	SC STATE (11/18/16)
FREE THROW PERCENTAGE	.619 (13-21)	SC STATE (11/18/16)
	.667 (10-15)	HOLY CROSS (11/13/16)
REBOUNDS	16	HOLY CROSS (11/13/16)
	24	SC STATE (11/18/16)
ASSISTS	2	MICHIGAN (11/23/16)
	6	SC STATE (11/18/16)
STEALS	3	HOLY CROSS (11/13/16)
	6	SC STATE (11/18/16)
BLOCKED SHOTS	0	HOLY CROSS (11/13/16)
	0	MICHIGAN (11/23/16)
TURNOVERS	9	HOLY CROSS (11/13/16)
	14	LOUISIANA TECH (11/11/16)
	14	SC STATE (11/18/16)
FOULS	16	HOLY CROSS (11/13/16)
	17	MICHIGAN (11/23/16)



South Carolina Basketball
South Carolina Player High/Low Analysis (as of Nov 24, 2016)
All games

South Carolina - I N D I V I D U A L G A M E H I G H S

Points	23		THORNWELL, Sindarius vs Monmouth (11/15/16)
	22		THORNWELL, Sindarius vs SC State (11/18/16)
	21		THORNWELL, Sindarius vs Michigan (11/23/16)
	20		THORNWELL, Sindarius vs Holy Cross (11/13/16)
	18		THORNWELL, Sindarius vs Louisiana Tech (11/11/16)
Field Goals Made	8		THORNWELL, Sindarius vs Michigan (11/23/16)
	8		THORNWELL, Sindarius vs SC State (11/18/16)
Field Goal Att.	18		THORNWELL, Sindarius vs Monmouth (11/15/16)
	16		THORNWELL, Sindarius vs Louisiana Tech (11/11/16)
FG Pct (min 5 made)	1.000	(7-7)	KOTSAR, Maik vs SC State (11/18/16)
	.714	(5-7)	MCKIE, Justin vs Holy Cross (11/13/16)
3-Point FG Made	4		THORNWELL, Sindarius vs Holy Cross (11/13/16)
	3		NOTICE, Duane vs Monmouth (11/15/16)
	3		DOZIER, PJ vs Holy Cross (11/13/16)
	3		NOTICE, Duane vs Louisiana Tech (11/11/16)
3-Point FG Att.	8		NOTICE, Duane vs Monmouth (11/15/16)
	6		THORNWELL, Sindarius vs SC State (11/18/16)
	6		MCKIE, Justin vs Monmouth (11/15/16)
	6		THORNWELL, Sindarius vs Holy Cross (11/13/16)
	6		DOZIER, PJ vs Holy Cross (11/13/16)
	6		NOTICE, Duane vs Louisiana Tech (11/11/16)
3-Pt FG Pct (min 2 made)	1.000	(2-2)	FELDER, Rakym vs Holy Cross (11/13/16)
	.667	(4-6)	THORNWELL, Sindarius vs Holy Cross (11/13/16)
	.667	(2-3)	DOZIER, PJ vs Louisiana Tech (11/11/16)
Free Throws Made	9		THORNWELL, Sindarius vs Monmouth (11/15/16)
	6		THORNWELL, Sindarius vs Holy Cross (11/13/16)
	6		NOTICE, Duane vs Louisiana Tech (11/11/16)
Free Throw Att.	11		THORNWELL, Sindarius vs Monmouth (11/15/16)
	8		NOTICE, Duane vs Louisiana Tech (11/11/16)
FT Pct (min 3 made)	1.000	(6-6)	THORNWELL, Sindarius vs Holy Cross (11/13/16)
	1.000	(5-5)	SILVA, Chris vs SC State (11/18/16)
	1.000	(4-4)	THORNWELL, Sindarius vs SC State (11/18/16)
	1.000	(4-4)	GUEYE, Khadim vs SC State (11/18/16)
	1.000	(4-4)	DOZIER, PJ vs Holy Cross (11/13/16)
Rebounds	10		THORNWELL, Sindarius vs Michigan (11/23/16)
	10		SILVA, Chris vs Monmouth (11/15/16)
Assists	6		DOZIER, PJ vs SC State (11/18/16)
	6		THORNWELL, Sindarius vs Louisiana Tech (11/11/16)
Steals	3		DOZIER, PJ vs SC State (11/18/16)
	3		NOTICE, Duane vs Monmouth (11/15/16)
Blocked Shots	3		THORNWELL, Sindarius vs Michigan (11/23/16)
	3		SILVA, Chris vs SC State (11/18/16)
	3		THORNWELL, Sindarius vs Monmouth (11/15/16)
Turnovers	6		THORNWELL, Sindarius vs Louisiana Tech (11/11/16)
	4		THORNWELL, Sindarius vs Michigan (11/23/16)
Fouls	5		SILVA, Chris vs Monmouth (11/15/16)
	4		SILVA, Chris vs Michigan (11/23/16)
	4		DOZIER, PJ vs Michigan (11/23/16)
	4		KOTSAR, Maik vs Monmouth (11/15/16)
	4		SILVA, Chris vs Holy Cross (11/13/16)
	4		SILVA, Chris vs Louisiana Tech (11/11/16)
	4		THORNWELL, Sindarius vs Louisiana Tech (11/11/16)
	4		KOTSAR, Maik vs Louisiana Tech (11/11/16)

Minutes	41	NOTICE, Duane vs Monmouth (11/15/16)
	41	THORNWELL, Sindarius vs Monmouth (11/15/16)
	35	NOTICE, Duane vs Michigan (11/23/16)
	32	THORNWELL, Sindarius vs Michigan (11/23/16)
	32	THORNWELL, Sindarius vs Louisiana Tech (11/11/16)



South Carolina Basketball
 South Carolina Opponent High/Low Analysis (as of Nov 24, 2016)
 All games

OPPONENT INDIVIDUAL GAME HIGHS

Points	18	EAVES, "EJ" Eric vs SC State (11/18/16)
	18	Robert Champion vs Holy Cross (11/13/16)
	18	JEAN, Derric vs Louisiana Tech (11/11/16)
	17	Brady, Chris vs Monmouth (11/15/16)
	15	Walton Jr., Derrick vs Michigan (11/23/16)
	15	Malachi Alexander vs Holy Cross (11/13/16)
Field Goals Made	7	Brady, Chris vs Monmouth (11/15/16)
	7	Robert Champion vs Holy Cross (11/13/16)
Field Goal Att.	15	Robert Champion vs Holy Cross (11/13/16)
	14	Walton Jr., Derrick vs Michigan (11/23/16)
FG Pct (min 5 made)	.714 (5-7)	BRACEY, DaQuan vs Louisiana Tech (11/11/16)
	.700 (7-10)	Brady, Chris vs Monmouth (11/15/16)
3-Point FG Made	3	EAVES, "EJ" Eric vs SC State (11/18/16)
	3	Malachi Alexander vs Holy Cross (11/13/16)
3-Point FG Att.	9	Walton Jr., Derrick vs Michigan (11/23/16)
	9	Robinson, Justin vs Monmouth (11/15/16)
3-Pt FG Pct (min 2 made)	1.000 (2-2)	BRACEY, DaQuan vs Louisiana Tech (11/11/16)
	.667 (2-3)	JEAN, Derric vs Louisiana Tech (11/11/16)
Free Throws Made	8	Donnal, Mark vs Michigan (11/23/16)
	8	JEAN, Derric vs Louisiana Tech (11/11/16)
Free Throw Att.	9	Donnal, Mark vs Michigan (11/23/16)
	9	JEAN, Derric vs Louisiana Tech (11/11/16)
FT Pct (min 3 made)	1.000 (7-7)	Hornbeak, Je'lon vs Monmouth (11/15/16)
	.889 (8-9)	Donnal, Mark vs Michigan (11/23/16)
	.889 (8-9)	JEAN, Derric vs Louisiana Tech (11/11/16)
Rebounds	10	Brady, Chris vs Monmouth (11/15/16)
	9	Hornbeak, Je'lon vs Monmouth (11/15/16)
Assists	4	Robinson, Justin vs Monmouth (11/15/16)
	4	Patrick Benzan vs Holy Cross (11/13/16)
Steals	4	Seaborn, Micah vs Monmouth (11/15/16)
	3	Abdur-Rahkman, M-A vs Michigan (11/23/16)
	3	Hornbeak, Je'lon vs Monmouth (11/15/16)
	3	HARRIS, Jalen vs Louisiana Tech (11/11/16)
	3	BOYKINS, Jacobi vs Louisiana Tech (11/11/16)
Blocked Shots	2	Ibiezugbe, Sam vs Monmouth (11/15/16)
	2	SHERMAN, Omar vs Louisiana Tech (11/11/16)
Turnovers	8	Irvin, Zak vs Michigan (11/23/16)
	5	Robinson, Justin vs Monmouth (11/15/16)
	5	Robert Champion vs Holy Cross (11/13/16)
Fouls	5	Irvin, Zak vs Michigan (11/23/16)
	5	BOYKINS, Jacobi vs Louisiana Tech (11/11/16)
	5	BRACEY, DaQuan vs Louisiana Tech (11/11/16)