

# WOMEN'S BASKETBALL

# SOUTH CAROLINA

Games 5-7  
Nov. 22-24, 2012  
3 p.m.  
St. Thomas, U.S.V.I.  
U.V.I. Sport and Fitness Ctr.

## 2012-13 Schedule

Sun., Nov. 4	Anderson (Exh.)	Columbia, S.C.	W, 88-31
Fri., Nov. 9	Elon	Columbia, S.C.	W, 77-44
Mon., Nov. 12	at Louisiana Tech	Ruston, La.	W, 82-58
Thu., Nov. 15	Savannah State (SPSO)	Columbia, S.C.	W, 78-47
Sun., Nov. 18	Clemson (SPSO)	Columbia, S.C.	W, 64-43

### U.S. Virgin Islands Paradise Jam

Thu., Nov. 22	vs. Hampton	St. Thomas, USVI	1:15 p.m.
Fri., Nov. 23	vs. Florida Gulf Coast	St. Thomas, USVI	3:30 p.m.
Sat., Nov. 24	vs. DePaul	St. Thomas, USVI	3:30 p.m.
Wed., Nov. 28	Drexel	Columbia, S.C.	7 p.m.
Sun., Dec. 2	at Seton Hall	South Orange, N.J.	2 p.m.
Sun., Dec. 9	Furman (SPSO)	Columbia, S.C.	3 p.m.
Wed., Dec. 19	Stanford (FSN)	Columbia, S.C.	7:30 p.m.
Fri., Dec. 21	South Carolina State	Columbia, S.C.	Noon
Sat., Dec. 29	Western Carolina	Columbia, S.C.	7 p.m.
Thu., Jan. 3	Tennessee* (SPSO)	Columbia, S.C.	9 p.m.
Sun., Jan. 6	at Mississippi State*	Starkville, Miss.	3 p.m.
Thu., Jan. 10	Vanderbilt*	Columbia, S.C.	7 p.m.
Sun., Jan. 13	at Georgia* (CSS)	Athens, Ga.	1 p.m.
Thu., Jan. 17	LSU*	Columbia, S.C.	7 p.m.
Sun., Jan. 20	at Florida* (FSF)	Gainesville, Fla.	1 p.m.
Thu., Jan. 24	Kentucky* (SPSO)	Columbia, S.C.	7 p.m.
Sun., Jan. 27	at Arkansas*	Fayetteville, Ark.	3 p.m.
Sun., Feb. 3	Auburn*	Columbia, S.C.	3 p.m.
Thu., Feb. 7	at Alabama*	Tuscaloosa, Ala.	7:30 p.m.
Sun., Feb. 10	Texas A&M*	Columbia, S.C.	3:30 p.m.
Thu., Feb. 14	at Kentucky*	Lexington, Ky.	7 p.m.
Sun., Feb. 17	at Mississippi* (SECN)	Oxford, Miss.	2 p.m.
Sun., Feb. 24	Mississippi State*	Columbia, S.C.	3 p.m.
Thu., Feb. 28	at Missouri*	Columbia, Mo.	8 p.m.
Sun., Mar. 3	Florida* (SPSO)	Columbia, S.C.	1 p.m.

### SEC Tournament

Wed. Mar. 6	First Round	Duluth, Ga.	TBA
Thu., Mar. 7	Second Round	Duluth, Ga.	TBA
Fri., Mar. 8	Quarterfinals	Duluth, Ga.	TBA
Sat., Mar. 9	Semifinals	Duluth, Ga.	TBA
Sun., Mar. 10	Final	Duluth, Ga.	TBA

\* indicates SEC game

All Times Listed as Eastern

Television outlet listed in parentheses – SPSO is SportSouth; FSN is SportsSouth, Fox Sports Southwest and Sun Sports; SECN is SEC Network; CSS is Charter Sports Southeast; FSF is Fox Sports Florida.



## South Carolina Gamecocks (4-0)

Head Coach: Dawn Staley  
Record at South Carolina: 71-58 (5th season)  
Career Record: 243-138 (13th season)



## Hampton Lady Pirates (4-0)

Head Coach: David Six  
Record at Hampton: 75-24 (4th season)  
Career Record: 75-24 (4th season)



## Florida Gulf Coast Eagles (2-1)

Head Coach: Karl Smesko  
Record at FGCU: 263-50 (11th season)  
Career Record: 323-77 (14th season)



## DePaul Blue Demons (3-1)

Head Coach: Doug Bruno  
Record at DePaul: 512-283 (27th season)  
Career Record: 552-313 (29th season)

## Game Information

Radio: WISW 1320 AM (Brad Muller); Gamecocks Online.com

Video: www.Facebook.com/ParadiseJam1

Hampton Series: First Meeting

DePaul Series: Tied 2-2

At Neutral Site: Never Met

FGCU Series: First Meeting

In Columbia: SC leads 2-1

In Chicago: DPU leads 1-0

## South Carolina Notables

- This is the Gamecocks' 39th season as a varsity sport, the fifth with head coach Dawn Staley at the helm.
- Guard Tiffany Mitchell was named SEC Freshman of the Week on Monday after averaging 13.0 points and 6.3 rebounds over three games last week. She scored in double figures in all three games, including a season-high 16 against Clemson to tie for game-high honors.
- Senior guard Ieasia Walker became the 50th Gamecock to play in 100 career games against Savannah State (Nov. 15).
- The Gamecocks have handed out 15 or more assists in three of four games this season, highlighted by a 20-assist game at Louisiana Tech (Nov. 12), where South Carolina made 30 field goals.
- South Carolina's team effort on the glass has five Gamecocks averaging five or more rebounds this season. South Carolina leads the SEC in rebounding margin and is the only team to rank among the league's top six in both offensive and defensive rebounding percentage.
- Three of the 25 games in the Dawn Staley era in which the Gamecocks have scored 70 or more points have come through the first four games of this season.














## Uniform Patch

The Gamecocks continue to wear the patch added to their uniforms last season to honor teammate Shelbretta Ball, who was medically disqualified from playing in Fall 2011. The team wanted Brett and everyone watching to know that she will always be an integral part of them and whatever they achieve this season.

## A Snapshot of the 2012-13 Gamecocks

Probable starters noted by shaded background

	<b>#2</b> <b>Leasia Walker</b> 5-8 • Senior • Guard Amityville, N.Y. (Copiague HS)	GP 4 GS 4 PPG 10.5 RPG 4.0 APG 5.3	SPG 2.3 BPG 0.3 FG% .394 3FG% .353 FT% .833	<ul style="list-style-type: none"> <li>• Scored in double figures three times this season (46 in career)</li> <li>• Handed out career-high eight assists at LA Tech, including five on first seven baskets of the game</li> <li>• Is tied for third in SEC in assists per game and fifth in FT%</li> <li>• Changed jersey number to recognize teammate Shelbretta Ball</li> </ul>
	<b>#5</b> <b>Khadijah Sessions</b> 5-8 • Freshman • Guard Myrtle Beach, S.C. (Myrtle Beach)	GP 4 GS 0 PPG 5.0 RPG 1.3 APG 1.5	SPG 1.0 BPG 0.0 FG% .467 3FG% .000 FT% .600	<ul style="list-style-type: none"> <li>• Effective against Savannah State – 4 assists, 3 steals, 6 points</li> <li>• Parade High School All-American; rated No. 7 point guard and No. 40 player overall in class of 2012 by ESPN Hoopgurlz</li> <li>• 2011-12 Class AAA Player of the Year and four-time all-state selection</li> </ul>
	<b>#12</b> <b>Wilka Montout</b> 6-3 • Junior • Center Cayenne, French Guiana (Northeastern Okla. A&M)	GP 4 GS 0 PPG 6.5 RPG 3.0 APG 0.8	SPG 0.5 BPG 0.3 FG% .281 3FG% .222 FT% .600	<ul style="list-style-type: none"> <li>• Grabbed five of six boards vs. Savannah State on offensive end</li> <li>• Scored eight of her 10 points at LA Tech during 11-5 second-half run that put game out of reach</li> <li>• Third-Team JUCO All-American in 2011-12</li> <li>• Multi-faceted post who can stretch defenses with outside shooting</li> </ul>
	<b>#15</b> <b>Tiffany Davis</b> 5-7 • Freshman • Guard Houston, Texas (Westbury Christian)	GP 3 GS 0 PPG 4.0 RPG 1.3 APG 1.3	SPG 1.7 BPG 0.0 FG% .500 3FG% .250 FT% .750	<ul style="list-style-type: none"> <li>• Will have season-ending surgery to repair a ligament injury in her right knee suffered against Savannah State on Nov. 15</li> </ul>
	<b>#20</b> <b>Sancheon White</b> 5-10 • Senior • Guard Hammon, Ind. (Central Arizona College)	GP 4 GS 4 PPG 6.0 RPG 4.8 APG 1.3	SPG 0.8 BPG 0.5 FG% .435 3FG% .200 FT% .750	<ul style="list-style-type: none"> <li>• Season-high nine points vs. Savannah State</li> <li>• Tied for team-high honors with eight rebounds at LA Tech</li> <li>• Good effort vs. Elon with eight points and two assists in 13 minutes</li> <li>• Solid lockdown defender with expanding offensive and rebounding skills</li> </ul>
	<b>#21</b> <b>Ashley Bruner</b> 6-0 • Senior • Forward Norman, Okla. (Norman HS)	GP 4 GS 4 PPG 14.0 RPG 6.3 APG 1.0	SPG 0.8 BPG 0.0 FG% .595 3FG% — FT% .333	<ul style="list-style-type: none"> <li>• Has led team in points, rebounds or both in every game this season</li> <li>• Ranks second in SEC in field goal percentage, 15th in scoring</li> <li>• Posted first double-digit rebounding game of season with 12 vs. Savannah State</li> <li>• Has thrived in team's inside-first offensive mentally this season</li> </ul>
	<b>#23</b> <b>Tina Roy</b> 5-11 • Sophomore • Guard Kaplan, La. (Kaplan HS)	GP — GS — PPG — RPG — APG —	SPG — BPG — FG% — 3FG% — FT% —	<ul style="list-style-type: none"> <li>• Will not dress after ACL surgery on her right knee on Aug. 15</li> <li>• Had great 2012 SEC Tournament with 8.7 points per game</li> </ul>
	<b>#24</b> <b>Aleighsa Welch</b> 6-0 • Sophomore • Forward Goose Creek, S.C. (Goose Creek)	GP 4 GS 4 PPG 10.8 RPG 8.8 APG 0.5	SPG 1.5 BPG 0.8 FG% .682 3FG% — FT% .722	<ul style="list-style-type: none"> <li>• Ranks sixth in SEC in rebounds per game, including sixth in offensive rebounds, and 14th in FT%</li> <li>• Notched first career double-double (13 pts/12 reb) vs. Savannah St.</li> <li>• Great interior work at LA Tech led to 14 points (2nd on team), eight rebounds and two steals</li> </ul>
	<b>#25</b> <b>Tiffany Mitchell</b> 5-9 • Freshman • Guard Charlotte, N.C. (Providence Day)	GP 4 GS 4 PPG 12.0 RPG 5.3 APG 2.3	SPG 1.0 BPG 0.0 FG% .513 3FG% .125 FT% .467	<ul style="list-style-type: none"> <li>• Is second-leading scorer on the team, 24th in SEC</li> <li>• Ranks ninth in SEC in FG%</li> <li>• SEC Freshman of the Week (Nov. 12-18)</li> <li>• Has scored in double figures three of four games this season</li> <li>• Gatorade NC PoY, Miss Basketball NC and Parade All-American</li> </ul>
	<b>#31</b> <b>Asia Dozier</b> 5-10 • Freshman • Guard Columbia, S.C. (Spring Valley)	GP 4 GS 0 PPG 5.0 RPG 5.0 APG 2.0	SPG 0.8 BPG 0.3 FG% .222 3FG% .182 FT% .571	<ul style="list-style-type: none"> <li>• Shown versatility with double-digit rebounds in opener against Elon, five assists at LA Tech and three 3s vs. Savannah State</li> <li>• Gatorade South Carolina Player of the Year and Miss Basketball South Carolina in 2011-12</li> <li>• Father, Perry, and uncle Terry, both played basketball at Carolina</li> </ul>
	<b>#33</b> <b>Elem Ibiam</b> 6-3 • Sophomore • Center Fayetteville, Ga. (Fayette County HS)	GP 2 GS 0 PPG 5.0 RPG 5.5 APG 0.0	SPG 0.5 BPG 1.0 FG% .400 3FG% — FT% .400	<ul style="list-style-type: none"> <li>• Sat out two games but returned to lineup vs. Clemson (Nov. 18)</li> <li>• Grabbed career-high 11 rebounds against Elon, six offensive</li> <li>• Has been praised by Coach Staley early for her offseason work</li> <li>• Blocked five shots in NCAA Tournament first-round win over Eastern Michigan, the most in program history at the event</li> </ul>

## Quick Facts

### The University

**Location:** Columbia, S.C.

**Founded:** 1801

**Enrollment:** 30,721

**Colors:** Garnet (PMS 202C) and Black

**Nickname:** Gamecocks

**Conference:** Southeastern

**President:** Dr. Harris Pastides

**Athletics Director:** Ray Tanner

**Facility:** Colonial Life Arena (18,000)

### Coaching Staff

**Head Coach:** Dawn Staley

**Alma Mater:** Virginia, 1992

**Overall Record:** 243-138 (13th season)

**School Record:** 71-58 (5th season)

**Assoc. Head Coach (Alma Mater):**

Lisa Boyer (Ithaca, 1972)

**Assistant Coaches (Alma Mater):**

Nikki McCray (Tennessee, 1995)

Darius Taylor (Michigan, 2000)

### Team Information

**2011-12 Record:** 25-10

Home: 12-3 Away: 9-5 Neutral: 4-2

**SEC Record (Finish):** 10-6 (T-4th)

Home: 6-2 Away: 4-4

**Letterwinners Returning/Lost:** 6/7

**Starters Returning/Lost:** 1/4

### Program History

**First Year of Women's Basketball:** 1974-75

**All-Time Record:** 651-487 (38 seasons)

**All-Time SEC Record:** 91-192 (21 seasons)

**NCAA Appearances (Last):** 9 (2012)

**NCAA Tournament Record:** 10-9

**WNIT Appearances (Last):** 4 (2011)

**WNIT Record:** 3-4

### Media Relations

**Women's Basketball Contact:** Diana Koval

**Office:** 803.777.7977

**Cell:** 314.369.6050

**Email:** dkoval@mailbox.sc.edu

**Press Row Phone:** 803.777.6182

**Athletics Department on the Web**

**Website:** GamecocksOnline.com

**Twitter:** @GamecocksOnline.com

**Facebook:** Facebook.com/GamecocksOnline

**YouTube:** YouTube.com/GamecocksOnline

**Women's Basketball on Twitter**

**Team:** @GamecockWBB

**Head Coach:** @DawnStaley

### By the Numbers

- 4 Statistical categories in which South Carolina leads the SEC – scoring margin (+27.2), field goal percentage defense (.323), rebounding margin (+19.2) and offensive rebound percentage (.553)
- 4 Gamecocks averaging double-figure points this season – Bruner (14.0), Mitchell (12.0), Welch (10.8) and Walker (10.5)
- 9 Number of 3-pointers made by the Gamecocks against Savannah State (Nov. 15), tying for the most in the Dawn Staley era, most recently coming against Ole Miss on Jan. 26, 2012
- 25 Games in the Dawn Staley era in which the Gamecocks have scored 70 or more points, including the first three this season. The team is 22-3 in those contests.
- 33 Points that separated South Carolina from Elon in the home opener, the third-largest margin of victory in the Dawn Staley era and the team's fifth margin of victory to exceed 30 points since the start of the 2011-12 season
- 53 Rebounds by the Gamecocks against Elon, tied for the most in the Dawn Staley era, matching the effort against Brown on Dec. 29, 2009
- 82 Points scored by the Gamecocks at Louisiana Tech, the third-highest scoring game in the Staley era

### Series Notes

DePaul is the lone team the Gamecocks take on this weekend that they have faced before. The series between the Blue Demons and Gamecocks is even a 2-2, although the teams have not played since the 1980s. The teams first met in Chicago on Jan. 13, 1982, with DePaul coming out on top, 80-72. on its home floor. The Gamecocks hosted the Blue Demons for the next three games of the series, winning the first and last of the stretch. The final meeting was an 85-56 South Carolina victory on March 1, 1989, in Columbia.

### Living in Paradise

This marks the Gamecocks' third season participating in the Paradise Jam and the second under head coach Dawn Staley. South Carolina debuted in the event in 2002, winning both its games. In 2009-10 with Staley at the helm, the Gamecocks went 1-2 against a trio of top-25 teams. They capped the tournament with the first win over a nationally ranked team in the Dawn Staley era, a 58-55 victory over 23rd-ranked San Diego State.

### Five-Second Count

With a complementary blend of youth and experience, South Carolina opened the season 4-0 for the first time since the 2002-03 team won its first eight contests. The Gamecocks have shown they have an array of offensive weapons this season while the defense has dropped off very little from last season's NCAA Tournament Sweet 16 effort. South Carolina has posted three of the 25 games in the Dawn Staley era of 70 or more points this season, including three straight for the first time in her fifth season at the helm. Defensively, the Gamecocks have held three of their four opponents this season under 50 points and limited two of the four to under 30 percent field goal shooting.

### Now in Neutral

In its 39th season of women's basketball, South Carolina is 87-77 all-time in neutral site games. That

### Tale of the Tape

	SC	HU	FGCU	DPU
Overall Record .....	4-0.....	4-0.....	2-1.....	2-1
Conference Record.....	0-0.....	0-0.....	0-0.....	0-0
Home Record.....	3-0.....	2-0.....	2-0.....	2-1
Away Record .....	1-0.....	2-0.....	0-1.....	0-0
Neutral Record.....	0-0.....	0-0.....	0-0.....	0-0
Points Per Game.....	75.2.....	72.0.....	76.3.....	78.3
Opp. Points Per Game.....	48.0.....	45.5.....	51.7.....	66.7
Field Goal %age .....	.450 .....	.371.....	.446.....	.442
Opp. Field Goal %age.....	.323.....	.296.....	.358.....	.405
3-Pt. Field Goal %age .....	.217 .....	.224.....	.292.....	.355
Opp. 3-Pt. Field Goal %age .....	.242.....	.289.....	.239.....	.291
Free Throw %age.....	.583.....	.664.....	.720.....	.561
FTs Made Per Game.....	15.0.....	18.3.....	12.0.....	10.7
Assists Per Game .....	15.5.....	14.0.....	18.0.....	22.3
Turnover Margin .....	+2.8.....	+10.0.....	+10.7.....	+0.7
Rebounds Per Game.....	47.8.....	48.0.....	37.0.....	42.7
Rebounding Margin.....	+19.3.....	+11.5.....	-3.3.....	+3.0
Steals Per Game.....	10.0.....	13.3.....	14.0.....	9.3
Blocked Shots Per Game .....	2.5.....	5.0.....	1.3.....	4.0

### Current Gamecock Streaks

	Total	Home	Road	Neut.
Overall	W4	W4	W2	L1
SEC	W1	W1	L1	—
Non-Conference	W4	W8	W3	L1
Ranked Teams	L1	L2	W1	L2



record includes a 53-41 mark in regular-season tournaments. Current head coach Dawn Staley is 5-5 in regular-season neutral site games and 9-10 in neutral games overall in her fifth season leading the Gamecocks.

## Noting November

South Carolina is 78-39 (.667) all-time in games played in November. That total includes a 40-10 record (.800) at home and a 22-17 mark (.564) on the road. Head coach Dawn Staley accounts for a 19-10 record (.655) in the first month of the season.

## Going Glass

Prior to the season, head coach Dawn Staley talked about her reservations about her team's ability to rebound without the traditional physically imposing frontline. The Gamecocks have shaken off that criticism, and the team's concerted effort to crash the boards has South Carolina leading the SEC in rebounding margin at +19.2. In fact, the Gamecocks are far ahead of the pack as second-ranked Georgia comes in with a +9.2 rebounding edge. In the Staley era, South Carolina has posted a +20 or better rebounding margin five times, including twice this season, led by the Nov. 15 matchup with Savannah State in which the Gamecocks out-boarded their opponent by 24. Against Clemson on Nov. 18, South Carolina faced an taller team for the first time and still snagged 18 more rebounds than the Lady Tigers.

The numbers for the Gamecocks are not just about volume either. They reflect the tenacity with which the team pursues the carom. South Carolina is the only SEC team to rank among the league's top six in both offensive and defensive rebound percentage. The Gamecocks lead the league in pulling down 55.3 percent of its own missed shots (89 of 161) and are second in reeling in 70.8 percent of its opponents misses (102 of 144).

## Helping Hand

With arguably the best point guard in international women's basketball history at the helm, South Carolina has been at its best when its assist numbers are highest. In the Dawn Staley era (2008-09 through present), the Gamecocks are 50-18 when handing out 10 or more assists, including a perfect 3-0 mark this season. When missing the 10-assist plateau, South Carolina is just 19-41 overall with Staley.

The Gamecocks have handed out 15 or more assists in three of the first four games this season and have assisted on 54.9 percent of their total field goals (62 assists on 113 made field goals). At Louisiana Tech (Nov. 12), South Carolina amassed 20 assists on its 30 made baskets.

## High Octane Offense

South Carolina's offense has been clicking early this season with the Gamecocks averaging 75.2 points through the first four outings. In head coach Dawn Staley's fifth season, South Carolina has scored 70 or more points just 25 times, including three of the first four games this season, in her 129 games at the helm with a 22-3 record in those high-scoring outings. The Gamecocks posted 70 or more points just five times last season, including the first two games of the NCAA Tournament. The high flying offense has been almost just as likely to come out on the road as it has at Colonial Life Arena with 15 of the contests played at home (13-2), six on the road (6-0) and four at neutral sites (3-1).

## Sharing the Load

With five active returning players and five newcomers on this season's roster, South Carolina has to rely on the talent of its youth this season, especially early, and so far, the quintet is doing a nice job of sharing the load. Through the first four games, returning Gamecocks are the leaders in the major statistical categories – points per game (Ashley Bruner, 14.0), rebounds per game (Aleighsa Welch, 8.8) and assists per game (Ieasia Walker, 5.3). But the newcomers have accounted for 41.9 percent of the team's scoring (126 of 301 points) and 36.9 percent of the rebounding (62 of 168 boards). One of the four Gamecocks currently averaging double-figure points is a freshman (Tiffany Mitchell, 12.0 ppg) and two of the top five rebounders on the squad are first-year Gamecocks as well (Mitchell 5.3 rpg, Asia Dozier 5.0 rpg).

## Preseason Predictions

South Carolina was picked by both the media and league's coaches to finish in the middle of the 14-team pack in the Southeastern Conference. The media predicted the Gamecocks would take seventh place, while the coaches slotted South Carolina into sixth.

Senior guard Ieasia Walker drew preseason second-team all-conference honors from both groups. She is the team's lone returning starter and the highest returning scorer from last year's squad. Her 7.9 points per game came with 3.2 assists per outing, which combined to earn her Second-Team All-SEC honors for the second-straight year.

## Watching the Gamecocks

Fans can catch up with the Gamecocks on television nine times this season. South Carolina will also live stream video of all of its non-televised

## Pronunciation Guide

Ashley Bruner..... BREW-ner  
Asia Dozier.....DOE-zhur  
Elem Ibiam .....ELL-um IB-ee-um  
Wilka Montout ..... WIL-kuh mawn-TOO  
Khadijah Sessions..... kuh-DEE-zhuh  
Ieasia Walker ..... eye-EESH-uh  
Aleighsa Welch .....uh-LEE-suh  
Sancheon White.....SAN-chee-on

## 2012-13 Roster

No.	Name	Pos.	Ht	Yr.	Hometown/Last School
	Shelbretta Ball#	G	5-8	So.	Jackson, Miss./Jackson Academy
2	Ieasia Walker	G	5-8	Sr.	Amityville, N.Y./Copiague
5	Khadijah Sessions	G	5-8	Fr.	Myrtle Beach, S.C./Myrtle Beach
12	Wilka Montout	C	6-3	Jr.	French Guiana/NE Okla. A&M
15	Tiffany Davis	G	5-7	Fr.	Houston Texas/Westbury Christian
20	Sancheon White	G	5-10	Sr.	Hammond, Ind./Central Arizona
21	Ashley Bruner	F	6-0	Sr.	Norman, Okla./Norman
23	Tina Roy	G	5-11	So.	Kaplan, La./Kaplan
24	Aleighsa Welch	F	6-0	So.	Goose Creek, S.C./Goose Creek
25	Tiffany Mitchell	G	5-9	Fr.	Charlotte, N.C./Providence Day
31	Asia Dozier	G	5-10	Fr.	Columbia, S.C./Spring Valley
33	Elem Ibiam	C	6-3	So.	Fayetteville, Ga./Fayette County

**Head Coach:** Dawn Staley

**Associate Head Coach:** Lisa Boyer

**Assistant Coaches:** Nikki McCray, Darius Taylor

# denotes declared medically ineligible

## Miscellaneous Stats

Double-Doubles	2012-13	Career	Record
Aleighsa Welch	1	1	1-0
Ashley Bruner	0	5	2-3
Ieasia Walker	0	1	1-0

30+ Points	2012-13	Career	Record
Ieasia Walker	0	1	1-0

20+ Points	2012-13	Career	Record
Ieasia Walker	0	4	2-2

10+ Points	2012-13	Career	Record
Ieasia Walker	3	46	28-18
Ashley Bruner	3	23	17-6
Tiffany Mitchell	3	3	3-0
Aleighsa Welch	2	12	9-3
Asia Dozier	1	1	1-0
Wilka Montout	1	1	1-0
Tina Roy	0	5	4-1
Sancheon White	0	2	2-0

10+ Rebounds	2012-13	Career	Record
Asia Dozier	1	1	1-0
Elem Ibiam	1	1	1-0
Ashley Bruner	0	6	3-3
Aleighsa Welch	0	2	1-1
Sancheon White	0	1	0-1
Ieasia Walker	0	1	1-0

5+ Assists	2012-13	Career	Record
Ieasia Walker	2	15	12-3
Asia Dozier	1	1	1-0

5+ Steals	2012-13	Career	Record
Tiffany Davis	1	1	1-0
Ieasia Walker	0	4	2-2

5+ Blocks	2012-13	Career	Record
Elem Ibiam	0	1	1-0

## Games Led Team In...

(Tied for team lead in each category included)

Scoring	2012-13	Career	Record
Ashley Bruner	3	9	7-2
Aleighsa Welch	1	5	3-2
Tiffany Mitchell	1	1	1-0
Ieasia Walker	0	20	10-10
Tina Roy	0	2	2-0

Rebounding	2012-13	Career	Record
Aleighsa Welch	2	18	15-3
Ashley Bruner	2	25	13-12
Ieasia Walker	1	9	6-3
Sancheon White	1	4	2-2
Elem Ibiam	1	1	1-0
Tiffany Mitchell	1	1	1-0
Elem Ibiam	0	1	1-0

Assists	2012-13	Career	Record
Ieasia Walker	4	33	20-13
Ashley Bruner	0	4	2-2
Sancheon White	0	2	2-0
Tina Roy	0	1	1-0

home games for free via its official athletics website, [www.GamecocksOnline.com](http://www.GamecocksOnline.com). Additionally, the games of the Paradise Jam will be streamed live via the tournament's Facebook page – [www.Facebook.com/ParadiseJam1](http://www.Facebook.com/ParadiseJam1).

The television schedule opens with four non-conference games, beginning with the Savannah State game on Nov. 15 on SportSouth. The station also will air games against Clemson (Nov. 18) and Furman (Dec. 9). The non-conference portion of the TV schedule closes with the Dec. 19 game against Stanford. The SEC package kicks in on Jan. 3 with the home game against Tennessee on SportSouth. Cox Sports Southeast airs the Jan. 13 contest at Georgia before the Gamecocks return to SportSouth for a Jan. 24 outing against Kentucky. SEC Network will broadcast South Carolina's game at Ole Miss (Feb. 17), and the regular-season finale against Florida (March 3) will air on SportSouth.

South Carolina was 14-4 last season in games televised live, including a 7-1 mark in SEC action and a 4-2 record in postseason play.

## Quick Re-Take

South Carolina put together its best season in a decade last season, reaching the NCAA Tournament Sweet 16 for the first time since 2001-02 and making the program's first ever appearance in the SEC Tournament semifinals. The team's 25 victories tied for the most during the program's time in the SEC, matching that of the 2001-02 team, which advanced to the NCAA Elite Eight.

The Gamecocks found success behind a steady dose of stifling defense, ranked fourth in the nation, and a diversified offense. South Carolina allowed more than 55 points just 12 times in 25 games and held five nationally ranked opponents to that mark or lower. Seven different Gamecocks led the team in scoring, and eight scored in double figures at least once. South Carolina's 14-2 start earned the program's first national ranking since the end of the 2002-03 season, and the Gamecocks finished the season ranked No. 25 by the Associated Press. The team posted the most SEC wins since the 2001-02 squad also had 10. Signature league wins included the program's first sweeps of Vanderbilt and Florida and its first win over Tennessee in Knoxville.

## Team Specialty Stats

South Carolina/Opponent

		Pts. in Paint	Pts. Off TOs	2nd Chance Pts	Fast Break Pts
11/9	Elon	52/18	34/11	22/5	24/8
11/12	at LA Tech	38/30	16/4	22/4	2/2
11/15	Sav. St.	40/20	15/12	19/8	6/4
11/18	Clemson	38/14	15/14	13/11	8/5
11/22	vs. HU				
11/23	vs. FGCU				
11/24	vs. DPU				
11/28	Drexel				
12/2	at SHU				
12/9	Furman				
12/19	Stanford				
12/21	SC State				
12/29	WCU				
1/3	Tenn.				
1/6	at Miss. St.				
1/10	Vandy				
1/13	at Georgia				
1/17	LSU				
1/20	at Fla.				
1/24	Kentucky				
1/27	at Ark.				
2/3	Auburn				
2/7	at Ala.				
2/10	TX A&M				
2/14	at Ky.				
2/17	at Ole Miss				
2/24	Miss. St.				
2/28	at Missouri				
3/3	Florida				

## Starters vs. Bench Points

		SC Starters	Opp. Starters	SC Bench	Opp. Bench
11/9	Elon	54	29	23	15
11/12	at LA Tech	58	33	24	25
11/15	Sav. St.	50	42	28	5
11/18	Clemson	51	27	13	16
11/22	vs. HU				
11/23	vs. FGCU				
11/24	vs. DPU				
11/28	Drexel				
12/2	at SHU				
12/9	Furman				
12/19	Stanford				
12/21	SC State				
12/29	WCU				
1/3	Tenn.				
1/6	at Miss. St.				
1/10	Vandy				
1/13	at Georgia				
1/17	LSU				
1/20	at Fla.				
1/24	Kentucky				
1/27	at Ark.				
2/3	Auburn				
2/7	at Ala.				
2/10	TX A&M				
2/14	at Ky.				
2/17	at Ole Miss				
2/24	Miss. St.				
2/28	at Missouri				
3/3	Florida				

## Career Highs

### Ashley Bruner

**Points** ..... 18 vs. Savannah State, 12/5/10  
**FG** ..... 8, 2x, last, at LA Tech, 11/12/12  
**FGA** ..... 16 vs. Alabama A&M, 11/14/11  
**FG %** ..... 1.00 (8-8) vs. Florida, 1/9/11  
**FT** ..... 6 vs. Charlotte, 3/20/11  
**FTA** ..... 11 vs. Xavier, 11/30/11  
**FT %** .. 1.000 (4-4), 2x, last, vs. Auburn, 1/19/12  
**Rebounds** ..... 18 vs. Penn State, 11/20/11  
**Off Rebs** ..... 9 vs. Penn State, 11/20/11  
**Def Rebs** ..... 9 vs. Penn State, 11/20/11  
**Blocks** ..... 4, 2x, last, vs. Savannah State, 12/5/10  
**Steals** ..... 4, 4x, last, vs. Furman, 12/11/11  
**Assists** ..... 4 vs. Savannah State, 12/21/11  
**Minutes** ..... 34, 2x, last, at LSU, 2/24/11

### Asia Dozier

**Points** ..... 11 vs. Savannah State, 11/15/12  
**FG** ..... 4 vs. Savannah State, 11/15/12  
**FGA** ..... 10 vs. Savannah State, 11/15/12  
**FG %** .. 400 (4-10) vs. Savannah State, 11/15/12  
**3FG** ..... 3 vs. Savannah State, 11/15/12  
**3FGA** ..... 9 vs. Savannah State, 11/15/12  
**3FG %** .. 333 (3-9) vs. Savannah State, 11/15/12  
**FT** ..... 4 vs. Elon, 11/9/12  
**FTA** ..... 7 vs. Elon, 11/9/12  
**FT %** ..... 571 (4-7) vs. Elon, 11/9/12  
**Rebounds** ..... 10 vs. Elon, 11/9/12  
**Off Rebs** ..... 4 vs. Elon, 11/9/12  
**Def Rebs** ..... 6 vs. Elon, 11/9/12  
**Steals** ..... 2 at LA Tech, 11/12/12  
**Assists** ..... 5 at LA Tech, 11/12/12  
**Blocks** ..... 1 vs. Elon, 11/9/12  
**Minutes** ..... 26 vs. Elon, 11/9/12

### Elem Ibiam

**Points** ..... 7 vs. Furman, 12/11/11  
**FG** ..... 3 vs. Furman, 12/11/11  
**FGA** ..... 7 vs. Elon, 11/9/12  
**FG %** ..... 1.00 (2-2) vs. Tennessee, 3/3/12  
**FT** ..... 3 vs. Alabama, 3/1/12  
**FTA** ..... 5 vs. Furman, 12/11/11  
**FT %** .. 1.00 (2-2), 2x, last, vs. E. Mich., 3/17/12  
**Rebounds** ..... 11 vs. Elon, 11/9/12  
**Off Rebs** ..... 6 vs. Elon, 11/9/12  
**Def Rebs** ..... 5, 2x, last, vs. Elon, 11/9/12  
**Blocks** ..... 5 vs. Eastern Michigan, 3/17/12  
**Steals** ..... 1, 3x, last vs. Elon, 11/9/12  
**Assists** ..... 2 vs. Eastern Michigan, 3/17/12  
**Minutes** ..... 17 vs. Elon, 11/9/12

### Tiffany Mitchell

**Points** ..... 16 vs. Clemson, 11/18/12  
**FG** ..... 7 vs. Clemson, 11/18/12  
**FGA** ..... 11, 3x, last, vs. Clemson, 11/18/12  
**FG %** ..... .667 (4-6) vs. Elon, 11/9/12  
**3FG** ..... 1 vs. Savannah State, 11/15/12  
**3FGA** ..... 4 vs. Savannah State, 11/15/12  
**3FG %** ... .250 (1-4) vs. Savannah State, 11/15/12  
**FT** ..... 3 at LA Tech, 11/12/12  
**FTA** ..... 6 vs. Clemson, 11/18/12  
**FT %** ..... .750 (3-4) at LA Tech, 11/12/12  
**Rebounds** ..... 8 at LA Tech, 11/12/12  
**Off Rebs** ..... 3 vs. Savannah State, 11/15/12  
**Def Rebs** ..... 6 at LA Tech, 11/12/12  
**Steals** ..... 2 vs. Clemson, 11/18/12  
**Assists** ..... 4 vs. Savannah State, 11/15/12  
**Minutes** ..... 32 vs. Clemson, 11/18/12

### Wilka Montout

**Points** ..... 12 at LA Tech, 11/12/12  
**FG** ..... 4, 2x, last vs. Savannah State, 11/15/12  
**FGA** ..... 13 vs. Savannah State, 11/15/12  
**FG %** ..... 400 (4-10) at LA Tech, 11/12/12  
**3FG** ..... 1, 2x, last vs. Savannah State, 11/15/12  
**3FGA** ..... 3 vs. Savannah State, 11/15/12  
**3FG %** ..... .500 (1-2) at LA Tech, 11/12/12  
**FT** ..... 3 at LA Tech, 11/12/12  
**FTA** ..... 4 at LA Tech, 11/12/12  
**FT %** ..... 1.000 (2-2) vs. Clemson, 11/18/12  
**Rebounds** ..... 6 vs. Savannah State, 11/15/12  
**Off Rebs** ..... 5 vs. Savannah State, 11/15/12  
**Def Rebs** ..... 2 at LA Tech, 11/12/12  
**Steals** ..... 1, 2x, last vs. Clemson, 11/18/12  
**Assists** ..... 2 vs. Elon, 11/9/12  
**Blocks** ..... 1 vs. Savannah State, 11/15/12  
**Minutes** ..... 24 vs. Savannah State, 11/15/12

### Khadijah Sessions

**Points** ..... 8 vs. Elon, 11/9/12  
**FG** ..... 3, 2x, last vs. Savannah State, 11/15/12  
**FGA** ..... 7 vs. Elon, 11/9/12  
**FG %** .... .750 (3-4) vs. Savannah State, 11/15/12  
**3FGA** ..... 2 vs. Clemson, 11/18/12  
**FT** ..... 3 vs. Clemson, 11/18/12  
**FTA** ..... 5 vs. Clemson, 11/18/12  
**FT %** ..... .667 (2-3) vs. Elon, 11/9/12  
**Rebounds** ..... 3 vs. Savannah State, 11/15/12  
**Off Rebs** ..... 2 vs. Savannah State, 11/15/12  
**Def Rebs** ..... 1 vs. Savannah State, 11/15/12  
**Steals** ..... 3 vs. Savannah State, 11/15/12  
**Assists** ..... 4 vs. Savannah State, 11/15/12  
**Minutes** ..... 19 vs. Savannah State, 11/15/12

### Ieasia Walker

**Points** ..... 30 vs. Clemson, 11/18/10  
**FG** ..... 13 vs. Clemson, 11/18/10  
**FGA** ..... 23 vs. Tennessee, 1/20/11  
**FG %** .750 (3-4), 2x, last vs. Savannah St., 11/15/12  
**3FG** ..... 4 vs. Florida, 1/9/11  
**3FGA** ..... 9, 2x, last, vs. Penn State, 11/20/11  
**3FG %** ..... 1.000 (2-2) vs. Clemson, 11/18/10  
**FT** ..... 8, 2x, last, at Alabama, 2/19/12  
**FTA** ..... 14 vs. Ole Miss, 3/3/11  
**FT %** ..... 1.000 (6-6) at Tennessee, 2/17/11  
**Rebounds** ..... 11 at Ole Miss, 1/16/11  
**Off Rebs** ..... 6 vs. Tennessee, 1/20/11  
**Def Rebs** ..... 9 at Ole Miss, 1/16/11  
**Steals** ..... 6 vs. Furman, 12/11/11  
**Assists** ..... 8 at LA Tech, 11/12/12  
**Blocks** ..... 2 vs. Tennessee, 1/20/11  
**Minutes** ..... 43 at Ole Miss, 1/16/11

### Aleighsa Welch

**Points** ..... 19 vs. Vanderbilt, 1/5/12  
**FG** ..... 7 vs. Vanderbilt, 1/5/12  
**FGA** ..... 10, 2x, last, at LSU, 1/12/12  
**FG %** ..... 1.00 (4-4) vs. Presbyterian, 11/27/11  
**FT** ..... 10 at Xavier, 11/30/11  
**FTA** ..... 15 at Xavier, 11/30/11  
**FT %** .. 1.00 (3-3), 2x, last vs. Savannah St., 11/15/12  
**Rebounds** ... 12, 2x, last vs. Savannah St., 11/15/12  
**Off Rebs** ..... 8 vs. Stanford, 3/24/12  
**Def Rebs** ..... 8 vs. Savannah State, 11/15/12  
**Steals** ..... 3, 2x, last vs. Elon, 11/9/12  
**Assists** ..... 2 vs. Furman, 12/11/11  
**Blocks** ..... 4 at NC State, 12/4/11  
**Minutes** ..... 31 vs. Kentucky, 1/15/12

### Sancheon White

**Points** ..... 10, 2x, last, vs. Savannah St., 12/21/11  
**FG** ..... 4, 3x, last, vs. Elon, 11/9/12  
**FGA** ..... 9, 3x, last, at Auburn, 1/19/12  
**FG %** ..... .800 (4-5) at Xavier, 11/30/11  
**3FG** ..... 2 vs. Kentucky, 1/15/12  
**3FGA** ..... 4 at Illinois, 11/11/11  
**3FG %** ..... 1.00 (2-2) vs. Kentucky, 1/15/12  
**FT** ..... 4 vs. Savannah State, 12/21/11  
**FTA** ..... 5 vs. Savannah State, 12/21/11  
**FT %** ... 1.00 (2-2), 2x, last, vs. Savannah St., 11/15/12  
**Rebounds** ..... 13 at Auburn, 1/19/12  
**Off Rebs** ..... 6 at Auburn, 1/19/12  
**Def Rebs** ..... 7 at Auburn, 1/19/12  
**Steals** ..... 3 at NC State, 12/4/11  
**Assists** ..... 3, 2x, last, vs. Presbyterian, 11/27/11  
**Blocks** ..... 2, 2x, last, vs. Alabama, 1/1/12  
**Minutes** ..... 33 at LA Tech, 11/12/12

## South Carolina's Record When...

	SEC Only	All Games
Record.....	0-0.....	4-0
Playing a ranked opponent.....	0-0.....	0-0
Playing at home .....	0-0.....	3-0
Playing on the road .....	0-0.....	1-0
Playing at neutral site .....	0-0.....	0-0
Leading at half .....	0-0.....	4-0
Trailing at half .....	0-0.....	0-0
Tied at half .....	0-0.....	0-0
Playing an overtime game .....	0-0.....	0-0
0 players score in double-figures .....	0-0.....	0-0
1 player scores in double-figures .....	0-0.....	0-0
2 players score in double-figures .....	0-0.....	2-0
3 players score in double-figures .....	0-0.....	0-0
4 players score in double-figures .....	0-0.....	1-0
5 players score in double-figures .....	0-0.....	1-0
Starters outscore opponent's starters .....	0-0.....	4-0
Opponent's starters score equal/more .....	0-0.....	0-0
Bench outscores opponent's bench .....	0-0.....	2-0
Opponent's bench scores equal/more.....	0-0.....	2-0
Shooting 50% or better .....	0-0.....	0-0
Shooting between 40-49% .....	0-0.....	3-0
Shooting between 30-39% .....	0-0.....	0-0
Shooting less than 30% .....	0-0.....	0-0
Opponent shoots 50% or better .....	0-0.....	0-0
Opponent shoots between 40-49% .....	0-0.....	0-0
Opponent shoots between 30-39% .....	0-0.....	3-0
Opponent shoots less than 30% .....	0-0.....	1-0
Shooting better than opponent.....	0-0.....	4-0
Shooting worse than/equal to opponent .....	0-0.....	0-0
Having more FTs made than opponent .....	0-0.....	3-0
Having equal/less FTs made than opponent .....	0-0.....	1-0
Outrebounding opponent .....	0-0.....	4-0
Having equal/less rebounds than opponent .....	0-0.....	0-0
Having more TOs than opponent .....	0-0.....	1-0
Having equal or less TOs than opponent.....	0-0.....	3-0
Attempting more FT than 3FG.....	0-0.....	3-0
Attempting equal/less FT than 3FG .....	0-0.....	1-0
Making 5 or more 3FGs.....	0-0.....	2-0
Making less than 5 3FGs.....	0-0.....	2-0
Making no 3 FGs.....	0-0.....	2-0
Attempting 15 or more 3FGs .....	0-0.....	2-0
Attempting less than 15 3FGs .....	0-0.....	1-0

	SEC Only	All Games
No South Carolina players foul out .....	0-0.....	4-0
One or more South Carolina players foul out .....	0-0.....	0-0
Having 10 or more assists.....	0-0.....	3-0
Having less than 10 assists.....	0-0.....	1-0
Scoring more pts. in paint than opponent .....	0-0.....	4-0
Scoring equal/less pts. in paint than opponent .....	0-0.....	0-0
Scoring more pts. off TOs than opponent .....	0-0.....	4-0
Scoring equal/less pts. off TOs than opponent.....	0-0.....	0-0
Scoring more 2nd-chance pts. ....	0-0.....	4-0
Scoring equal/less 2nd-chance pts.....	0-0.....	0-0
Scoring more fast break pts.....	0-0.....	3-0
Scoring equal/less fast break pts.....	0-0.....	1-0
Wearing white uniforms .....	0-0.....	3-0
Wearing black uniforms .....	0-0.....	1-0
Wearing garnet uniforms.....	0-0.....	0-0
Playing in tournaments/classics .....	0-0.....	0-0
Playing on live television .....	0-0.....	2-0
Playing in November.....	0-0.....	4-0
Playing in December .....	0-0.....	0-0
Playing in January .....	0-0.....	0-0
Playing in February .....	0-0.....	0-0
Playing in March.....	0-0.....	0-0
Playing during the day.....	0-0.....	1-0
Playing at night.....	0-0.....	3-0
Playing on Sunday.....	0-0.....	1-0
Playing on Monday.....	0-0.....	1-0
Playing on Tuesday.....	0-0.....	0-0
Playing on Wednesday.....	0-0.....	0-0
Playing on Thursday.....	0-0.....	1-0
Playing on Friday .....	0-0.....	1-0
Margin is 5 pts. or less.....	0-0.....	0-0
Margin is between 6-10.....	0-0.....	0-0
Margin is between 11-20.....	0-0.....	0-0
Margin is more than 20.....	0-0.....	4-0
Having a 20-pt. scorer .....	0-0.....	0-0
Having a 30-pt. scorer .....	0-0.....	0-0
Scoring 49 points or less.....	0-0.....	0-0
Scoring 50-59 points.....	0-0.....	0-0
Scoring 60-69 points.....	0-0.....	1-0
Scoring 70-79 points.....	0-0.....	2-0
Scoring 80-89 points.....	0-0.....	1-0
Scoring 90-99 points.....	0-0.....	0-0

## 2012-13 Team High / Low

<b>South Carolina</b>	<b>Game Highs</b>		<b>Game Lows</b>	
POINTS	82	at Louisiana Tech 11/12/12	64	Clemson, 11/18/12
FIELD GOALS MADE	31	Savannah State, 11/15/12 Elon 11/9/12	21	Clemson, 11/18/12
FIELD GOAL ATTEMPTS	70	Elon 11/9/12	53	Clemson, 11/18/12
FIELD GOAL PERCENTAGE	.492 (30-61)	at Louisiana Tech 11/12/12	.396 (21-53)	Clemson, 11/18/12
3 PT FIELD GOALS MADE	9	Savannah State, 11/15/12	0	Clemson, 11/18/12 Elon 11/9/12
3 PT FG ATTEMPTS	25	Savannah State, 11/15/12	14	Clemson, 11/18/12 Elon 11/9/12
3 PT FG PERCENTAGE	.375 (6-16)	at Louisiana Tech 11/12/12	.000 (0-14)	Clemson, 11/18/12 Elon 11/9/12
FREE THROWS MADE	22	Clemson, 11/18/12	7	Savannah State, 11/15/12
FREE THROW ATTEMPTS	35	Clemson, 11/18/12	13	Savannah State, 11/15/12
FREE THROW PERCENTAGE	.640 (16-25)	at Louisiana Tech 11/12/12	.500 (15-30)	Elon 11/9/12
REBOUNDS	53	Elon 11/9/12	43	at Louisiana Tech 11/12/12
ASSISTS	20	at Louisiana Tech 11/12/12	9	Clemson, 11/18/12
STEALS	14	Elon 11/9/12	4	Savannah State, 11/15/12
BLOCKED SHOTS	4	at Louisiana Tech 11/12/12	1	Savannah State, 11/15/12
TURNOVERS	21	Clemson, 11/18/12	7	at Louisiana Tech 11/12/12
FOULS	19	Clemson, 11/18/12	12	Elon 11/9/12
<b>Opponent</b>	<b>Game Highs</b>		<b>Game Lows</b>	
POINTS	58	at Louisiana Tech 11/12/12	43	Clemson, 11/18/12
FIELD GOALS MADE	20	at Louisiana Tech 11/12/12	11	Clemson, 11/18/12
FIELD GOAL ATTEMPTS	54	Elon 11/9/12	46	Clemson, 11/18/12
FIELD GOAL PERCENTAGE	.392 (20-51)	at Louisiana Tech 11/12/12	.239 (11-46)	Clemson, 11/18/12
3 PT FIELD GOALS MADE	3	at Louisiana Tech 11/12/12	1	Clemson, 11/18/12
3 PT FG ATTEMPTS	11	at Louisiana Tech 11/12/12	5	Savannah State, 11/15/12
3 PT FG PERCENTAGE	.400 (2-5)	Savannah State, 11/15/12	.100 (1-10)	Clemson, 11/18/12
FREE THROWS MADE	20	Clemson, 11/18/12	9	Savannah State, 11/15/12
FREE THROW ATTEMPTS	24	Clemson, 11/18/12 at Louisiana Tech 11/12/12	13	Elon 11/9/12
FREE THROW PERCENTAGE	.833 (20-24)	Clemson, 11/18/12	.563 (9-16)	Savannah State, 11/15/12
REBOUNDS	33	Elon 11/9/12	26	Savannah State, 11/15/12 at Louisiana Tech 11/12/12
ASSISTS	12	at Louisiana Tech 11/12/12	4	Elon 11/9/12
STEALS	10	Clemson, 11/18/12	3	at Louisiana Tech 11/12/12
BLOCKED SHOTS	7	Clemson, 11/18/12	0	at Louisiana Tech 11/12/12
TURNOVERS	22	Elon 11/9/12	12	Savannah State, 11/15/12 at Louisiana Tech 11/12/12
FOULS	30	Clemson, 11/18/12	13	Savannah State, 11/15/12



## The Last Time ...

### Individual

#### Scored 50 Points

**South Carolina** 51, Jocelyn Penn vs. Stetson, 1/4/03  
**Opponent** Never

#### Scored 40 Points

**South Carolina** 51, Jocelyn Penn vs. Stetson, 1/4/03  
**Opponent** 46, Cornelia Gayden, LSU, 1/14/95

#### Scored 30 Points

**South Carolina** 30, Ieasia Walker vs. Clemson, 11/18/10  
**Opponent** 32, LaQueta Ferguson, Florida International, 11/25/07

#### Grabbed 20 Rebounds

**South Carolina** 25, Kelsey Bone vs. Boston University, 12/28/09  
**Opponent** 24, Courtney Paris, Oklahoma, 12/30/07

#### Grabbed 15 Rebounds

**South Carolina** 18, Ashley Bruner vs. Penn State, 11/20/11  
**Opponent** 15, Stephanie Holzer, at Vanderbilt, 1/22/12

#### Two Players with 20 or More Points

**South Carolina** La'Keisha Sutton 21/Markeshia Grant 20 vs. North Carolina, 12/18/11  
**Opponent** Angie Bjorklund 23/Shekinna Stricklen 21, Tennessee, 1/17/10

#### Two Players with 10 or More Rebounds

**South Carolina** Ashley Bruner 12/Aleighsa Welch 12 vs. Savannah State, 11/15/12  
**Opponent** Chiney Ogumike 10/Nnemkadi Ogumike 10, Stanford, 3/24/12

#### Had 10 Assists

**South Carolina** 10, Samone Kennedy at Florida, 2/24/08  
**Opponent** 11, Marneshia Richard, Mississippi State, 1/21/07

#### Had Five Steals

**South Carolina** 5, Tiffany Davis vs. Elon, 11/9/12  
**Opponent** 5, Sam Ramirez, Appalachian State, 3/16/11

#### Had Five Blocked Shots

**South Carolina** 5, Elem Ibiam vs. Eastern Michigan, 3/17/12  
**Opponent** 5, Anne Marie Armstrong, Georgia, 2/16/12

#### Had a Double-Double

**South Carolina** Aleighsa Welch (13 pts/12 reb) vs. Savannah St., 11/15/12  
**Opponent** Chiney Ogumike (11 pts/10 reb) and Nnemkadi Ogumike (39 pts/10 reb), Stanford, 3/24/12

#### Two Players had a Double-Double

**South Carolina** Kelsey Bone (20 pts/10 reb)/Charenee Stephens (12 pts/11 reb) vs. Mississippi, 3/4/10  
**Opponent** Chiney Ogumike (11 pts/10 reb)/Nnemkadi Ogumike (39 pts/10 reb), Stanford, 3/24/12

#### Had a Triple-Double

**South Carolina** Iva Sliskovic (18 pts, 15 reb, 10 asst) vs. High Point, 12/20/06  
**Opponent** Never

### Team

#### Scored 100 Points

**South Carolina** 102 vs. North Carolina A&T, 3/21/08  
**Opponent** 103, Clemson, 11/21/03

#### Won by 30 or More Points

**South Carolina** 78-47 (33) vs. Savannah State, 11/15/12  
**Opponent** 66-34 (32), Georgia, 3/4/11

#### Shot 65% or Better from the Field

**South Carolina** .652 (45-69) vs. East Tennessee State, 12/19/00  
**Opponent** Never

#### Shot 60% or Better from the Field

**South Carolina** .608 (31-51) vs. Jackson State, 12/7/07  
**Opponent** .604 (29-48), Vanderbilt, 1/18/01

#### Shot 50% or Better from the Field

**South Carolina** .533 (32-60) vs. Eastern Michigan, 3/17/12  
**Opponent** .528 (28-53), Stanford, 3/24/12

#### No Players in Double-Figure Points

**South Carolina** at Auburn, 1/19/12  
**Opponent** SC State, 12/14/11

#### Five Players in Double-Figure Points

**South Carolina** at Louisiana Tech, 11/12/12  
**Opponent** Arkansas, 2/14/10

#### Faced AP Top-25 Opponent

**Win** 72-61 at No. 13 Purdue, 3/19/12  
**Loss** 60-76 vs. No. 2 Stanford, 3/24/12

#### Faced AP Top-10 Opponent

**Win** 64-60 at No. 8 Tennessee, 2/2/12  
**Loss** 60-76 vs. No. 2 Stanford, 3/24/12

#### Faced AP Top-5 Opponent

**Win** 70-66 vs. No. 5 Vanderbilt, 1/28/98  
**Loss** 60-76 vs. No. 2 Stanford, 3/24/12

#### Faced AP No. 1 Team

**Win** Never  
**Loss** 48-77 vs. No. 1 UConn, 12/29/08

#### Overtime Game

**Win** 64-62 at Arkansas, 2/6/11  
**Loss** 60-74 vs. Vanderbilt, 2/27/11

#### Double-Overtime Game

**Win** 92-91 at Florida State, 2/4/91  
**Loss** 92-94 at Clemson, 11/19/09

#### South Carolina Was Ranked

**AP No. 1** Never  
**AP Top 10** No. 10, 2/18/02  
**AP Top 25** No. 25, Final Poll 2011-12



Official Basketball Box Score -- Game Totals -- Final Statistics  
**Elon vs South Carolina**  
 11/09/12 7 p.m. at Columbia, S.C./Colonial Life Arena



**Elon 44 • 0-1**

#	Player		Total		3-Ptr		Rebounds			PF	TP	A TO Blk Stl				Min		
			FG	FGA	FG	FGA	FT	FTA	Off			Def	Tot	A	TO		Blk	Stl
02	EVANS, Kelsey	f	2-7		0-0		4-4	1	2	3	3	8	0	1	1	1	26	
01	STEPHENSON, Zora	g	2-3		1-2		0-0	0	1	1	1	5	0	0	0	1	23	
11	FORD, Ali	g	3-6		1-3		1-2	0	1	1	3	8	2	8	0	1	30	
23	HARRIS, Kelsey	g	0-8		0-1		2-2	6	3	9	1	2	1	1	1	0	26	
24	COFFER, Sam	g	2-6		0-1		2-2	2	3	5	2	6	0	2	0	0	26	
05	REDMOND, Shon		5-13		0-0		0-1	2	3	5	4	10	1	7	0	1	22	
10	HUDSON, Lauren		0-0		0-0		0-0	0	0	0	0	0	0	0	0	0	3	
15	RAZOR, Nicole		0-1		0-0		0-0	0	0	0	0	0	0	1	0	0	2	
21	COCHRAHAM, Shannen		1-2		0-0		1-2	2	2	4	5	3	0	0	0	0	14	
22	FARMER, Jessica		1-3		0-0		0-0	1	1	2	3	2	0	2	1	2	20	
32	CARTER, Autumn		0-5		0-0		0-0	0	0	0	1	0	0	0	0	0	8	
Team								2	1	3								
Totals			16-54		2-7		10-13	16	17	33	23	44	4	22	3	7	200	
FG % 1st Half: 10-25			40.0%	2nd half: 6-29			20.7%	Game: 16-54			29.6%	Deadball Rebounds						
3FG % 1st Half: 1-2			50.0%	2nd half: 1-5			20.0%	Game: 2-7			28.6%	1,1						
FT % 1st Half: 4-4			100.0%	2nd half: 6-9			66.7%	Game: 10-13			76.9%							

**South Carolina 77 • 1-0**

#	Player		Total		3-Ptr		Rebounds			PF	TP	A	TO	Blk	Stl	Min		
			FG-FGA	FG-FGA	FT-FTA	Off	Def	Tot										
21	BRUNER, Ashley	f	7-11	0-0	1-5	3	0	3	0	15	0	2	0	0	24			
24	WELCH, Aleighsa	f	4-6	0-0	1-2	5	4	9	1	9	1	2	0	3	25			
03	WALKER, Ieasia	g	5-12	0-3	3-3	3	1	4	1	13	4	1	0	3	24			
20	WHITE, Sancheon	g	4-6	0-0	0-0	0	1	1	1	8	2	0	0	0	13			
25	MITCHELL, Tiffany	g	4-6	0-1	1-2	0	2	2	1	9	3	1	0	1	23			
05	SESSIONS, Khadijah		3-7	0-1	2-3	0	0	0	1	8	0	1	0	0	10			
12	MONTOUT, Wilka		0-3	0-2	1-4	2	0	2	2	1	2	1	0	1	18			
15	DAVIS, Tiffany		2-4	0-1	2-2	1	2	3	1	6	3	2	0	5	20			
31	DOZIER, Asia		0-8	0-6	4-7	4	6	10	4	4	0	2	1	0	26			
33	IBIAM, Elem		2-7	0-0	0-2	6	5	11	0	4	0	3	2	1	17			
Team						5	3	8										
Totals						31-70	0-14	15-30	29	24	53	12	77	15	15	3	14	200
FG % 1st Half: 17-30			56.7%	2nd half: 14-40	35.0%	Game: 31-70			44.3%	Deadball Rebounds 7								
3FG % 1st Half: 0-3			0.0%	2nd half: 0-11	0.0%	Game: 0-14			0.0%									
FT % 1st Half: 7-13			53.8%	2nd half: 8-17	47.1%	Game: 15-30			50.0%									

Officials: Kelly Johnson, Ed Sidlasky, Kim Thebo  
 Technical fouls: Elon-None. South Carolina-None.  
 Attendance: 2912

Score by periods	1st	2nd	Total
Elon	25	19	44
South Carolina	41	36	77

Last FG - ELON 2nd-05:13, SC 2nd-01:11.  
 Largest lead - ELON None, SC by 33 2nd-01:11.

Score tied - 0 times.  
 Lead changed - 0 times.



Official Basketball Box Score -- Game Totals -- Final Statistics  
**South Carolina vs Louisiana Tech**  
 11/12/12 7 p.m. at Thomas Assembly Center Ruston, La.



**South Carolina 82 • 1-0, 0-0 SEC**

#	Player		Total		3-Ptr		Rebounds			PF	TP	A	TO	Blk	Stl	Min
			FG-FGA	FG-FGA	FT-FTA	Off	Def	Tot								
03	WALKER, Ieasia	*	3-10	3-6	1-2	1	2	3	2	10	8	1	1	2	33	
20	WHITE, Sancheon	*	2-7	0-1	0-0	5	3	8	2	4	2	1	1	2	33	
21	BRUNER, Ashley	*	8-10	0-0	1-3	0	2	2	3	17	3	0	0	0	22	
24	WELCH, Aleighsa	*	4-6	0-0	6-8	4	4	8	3	14	1	0	2	2	26	
25	MITCHELL, Tiffany	*	5-11	0-2	3-4	2	6	8	2	13	0	2	0	0	25	
05	SESSIONS, Khadijah		1-1	0-0	1-2	1	0	1	0	3	1	1	0	1	8	
12	MONTOUT, Wilka		4-10	1-2	3-4	1	2	3	3	12	0	1	0	0	23	
15	DAVIS, Tiffany		1-1	1-1	1-2	0	1	1	0	4	0	0	0	0	6	
31	DOZIER, Asia		2-5	1-4	0-0	1	1	2	2	5	5	0	0	2	22	
Team						0	6	6								
Totals			30-61	6-16	16-25	15	27	42	17	82	20	7	4	9	198	
FG % 1st Half: 14-33 42.4% 2nd half: 16-28 57.1% Game: 30-61 49.2%																Deadball Rebounds 4
3FG % 1st Half: 4-9 44.4% 2nd half: 2-7 28.6% Game: 6-16 37.5%																
FT % 1st Half: 8-12 66.7% 2nd half: 8-13 61.5% Game: 16-25 64.0%																

**Louisiana Tech 58 • 0-1, 0-0 WAC**

#	Player	*	Total		3-Ptr		Rebounds			PF	TP	A	TO	Blk	Stl	Min
			FG-FGA	FG-FGA	FT-FTA	Off	Def	Total								
01	Borum, Janay	*	2-6	0-0	0-0	0	1	1	2	4	5	4	0	1	20	
02	Frazier, Whitney	*	1-7	0-1	1-2	0	2	2	4	3	0	1	0	1	23	
04	Vucinic, Jelena	*	0-2	0-1	0-0	0	0	0	1	0	0	0	0	0	17	
10	Lewis, Brittany	*	3-5	1-1	3-4	2	3	5	0	10	0	0	0	0	21	
23	Perry, Lulu	*	6-14	2-7	2-4	0	2	2	0	16	3	2	0	0	38	
00	Hayes, Courtney		2-4	0-1	0-0	1	4	5	3	4	2	0	0	0	13	
03	Bryant, Jasmine		3-6	0-0	4-4	2	2	4	4	10	0	1	0	0	19	
15	Jefferson, Brittney		0-3	0-0	2-6	0	3	3	2	2	0	0	0	0	126	
21	Andrews, Kanedria		0-0	0-0	0-0	0	0	0	2	0	0	1	0	0	6	
30	Anderson, Tavasha		3-4	0-0	3-4	1	0	1	1	9	1	2	0	0	15	
33	Langston, Savanna		0-0	0-0	0-0	0	0	0	0	0	1	0	0	0	2	
Team						0	4	4								
Totals			20-51	3-11	15-24	6	21	27	19	58	12	12	0	3	200	
FG % 1st Half: 10-25			40.0%	2nd half: 10-26			38.5%	Game: 20-51			39.2%	Deadball Rebounds				
3FG % 1st Half: 1-4			25.0%	2nd half: 2-7			28.6%	Game: 3-11			27.3%	Rebounds				
FT % 1st Half: 6-10			60.0%	2nd half: 9-14			64.3%	Game: 15-24			62.5%	7				

Officials: Marlon Ramsey, John Fletcher, Kyle Bacon  
 Technical fouls: South Carolina-None. Louisiana Tech-None.  
 Attendance: 1525

Score by periods	1st	2nd	Total
South Carolina	40	42	82
Louisiana Tech	27	31	58

Last FG - SC 2nd-00:56, LATECH 2nd-01:14.  
 Largest lead - SC by 24 2nd-00:56, LATECH by 1 1st-19:25.

Score tied - 2 times.  
 Lead changed - 1 time.



Official Basketball Box Score -- Game Totals -- Final Statistics  
**Savannah State vs South Carolina**  
 11/15/12 7 p.m. at Columbia, S.C./Colonial Life Arena



**Savannah State 47 • 1-1**

#	Player		Total		3-Ptr		Rebounds			PF	TP	A TO Blk Stl				Min
			FG-FGA	FG-FGA	FT-FTA	FT-FTA	Off	Def	Tot			A	TO	Blk	Stl	
14	HOGUE, Erin	f	3-9	0-0	3-7	3	4	7	2	9	1	1	0	1	32	
24	GREENE, Charmaine	f	1-3	0-0	0-0	2	1	3	3	2	0	1	1	1	14	
04	NORMAN, Jasmine	g	4-7	1-2	0-0	1	1	2	1	9	1	1	1	1	19	
23	KALLU, Ezinne	g	4-13	0-1	2-5	1	2	3	3	10	3	3	0	5	18	
35	THOMAS, Andrietta	g	4-10	0-0	4-4	1	2	3	1	12	1	2	0	0	27	
05	UBA, Blessing		0-2	0-1	0-0	1	0	1	1	0	0	1	0	0	15	
11	CUK, Smiljana		0-0	0-0	0-0	0	1	1	0	0	0	0	0	0	4	
13	THOMAS, Jasmine		0-0	0-0	0-0	0	1	1	0	0	0	1	0	0	11	
15	WILLIAMS, Jerryshia		0-1	0-0	0-0	0	1	1	0	0	0	0	0	0	11	
21	KIRKLAND, Jasmine		0-0	0-0	0-0	0	1	1	0	0	0	1	0	1	7	
22	TAYLOR, Alexandria		2-2	1-1	0-0	0	0	0	2	5	2	1	2	0	9	
55	FRAZIER, Chantrell		0-3	0-0	0-0	0	0	0	0	0	0	0	1	1	14	
Team							1	2	3							
Totals			18-50	2-5	9-16	10	16	26	13	47	8	12	5	6	200	
FG % 1st Half: 7-24		29.2%	2nd half: 11-26	42.3%	Game: 18-50	36.0%	Deadball Rebounds									
3FG % 1st Half: 0-3		0.0%	2nd half: 2-2	100.0%	Game: 2-5	40.0%	4									
FT % 1st Half: 6-10		60.0%	2nd half: 3-6	50.0%	Game: 9-16	56.3%										



**2012-13 South Carolina Basketball**  
**South Carolina Combined Team Statistics (as of Nov 18, 2012)**  
**All games**



<b>RECORD:</b>	<b>OVERALL</b>	<b>HOME</b>	<b>AWAY</b>	<b>NEUTRAL</b>
ALL GAMES	4-0	3-0	1-0	0-0
CONFERENCE	0-0	0-0	0-0	0-0
NON-CONFERENCE	4-0	3-0	1-0	0-0

##	Player	gp-gs	min	avg	Total		3-Point		F-Throw		Rebounds				pf	dq	a	to	blk	stl	pts	avg
					fg-fga	fg%	3fg-fga	3fg%	ft-fa	ft%	off	def	tot	avg								
21	BRUNER, Ashley	4-4	97	24.3	25-42	.595	0-0	.000	6-18	.333	12	13	25	6.3	8	0	4	7	0	3	56	14.0
25	MITCHELL, Tiffany	4-4	105	26.3	20-39	.513	1-8	.125	7-15	.467	6	15	21	5.3	7	0	9	4	0	4	48	12.0
24	WELCH, Aleighsa	4-4	98	24.5	15-22	.682	0-0	.000	13-18	.722	16	19	35	8.8	6	0	2	6	3	6	43	10.8
02	WALKER, leasia	4-4	117	29.3	13-33	.394	6-17	.353	10-12	.833	7	9	16	4.0	5	0	21	12	1	9	42	10.5
12	MONTOUT, Wilka	4-0	83	20.8	9-32	.281	2-9	.222	6-10	.600	9	3	12	3.0	10	0	3	5	1	2	26	6.5
20	WHITE, Sancheon	4-4	86	21.5	10-23	.435	1-5	.200	3-4	.750	8	11	19	4.8	8	0	5	2	2	3	24	6.0
31	DOZIER, Asia	4-0	90	22.5	6-27	.222	4-22	.182	4-7	.571	9	11	20	5.0	10	0	8	4	1	3	20	5.0
33	IBIAM, Elem	2-0	30	15.0	4-10	.400	0-0	.000	2-5	.400	6	5	11	5.5	3	0	0	4	2	1	10	5.0
05	SESSIONS, Khadijah	4-0	52	13.0	7-15	.467	0-4	.000	6-10	.600	4	1	5	1.3	3	0	6	5	0	4	20	5.0
15	DAVIS, Tiffany	3-0	40	13.3	4-8	.500	1-4	.250	3-4	.750	1	3	4	1.3	2	0	4	2	0	5	12	4.0
	Team										11	12	23				4					
	Total.....	4	798		113-251	.450	15-69	.217	60-103	.583	89	102	191	47.8	62	0	62	55	10	40	301	75.2
	Opponents.....	4	800		65-201	.323	8-33	.242	54-77	.701	42	72	114	28.5	85	4	30	66	15	26	192	48.0

<b>TEAM STATISTICS</b>	<b>SC</b>	<b>OPP</b>
SCORING	301	192
Points per game	75.2	48.0
Scoring margin	+27.3	-
FIELD GOALS-ATT	113-251	65-201
Field goal pct	.450	.323
3 POINT FG-ATT	15-69	8-33
3-point FG pct	.217	.242
3-pt FG made per game	3.8	2.0
FREE THROWS-ATT	60-103	54-77
Free throw pct	.583	.701
F-Throws made per game	15.0	13.5
REBOUNDS	191	114
Rebounds per game	47.8	28.5
Rebounding margin	+19.3	-
ASSISTS	62	30
Assists per game	15.5	7.5
TURNOVERS	55	66
Turnovers per game	13.8	16.5
Turnover margin	+2.8	-
Assist/turnover ratio	1.1	0.5
STEALS	40	26
Steals per game	10.0	6.5
BLOCKS	10	15
Blocks per game	2.5	3.8
ATTENDANCE	10285	2160
Home games-Avg/Game	3-3428	1-2160
Neutral site-Avg/Game	-	0-0

<b>Date</b>	<b>Opponent</b>		<b>Score</b>	<b>Att.</b>
11/09/12	ELON	w	77-44	2912
11/12/12	at Louisiana Tech	w	82-58	2160
11/15/12	SAVANNAH STATE	w	78-47	2480
11/18/12	CLEMSON	w	64-43	4893

< = U.S. Virgin Islands Paradise Jam (St. Thomas, USVI)

\* = SEC Game

^ = SEC Tournament (Duluth, Ga.)

<b>Score by Periods</b>	<b>1st</b>	<b>2nd</b>	<b>Totals</b>
South Carolina	152	149	301
Opponents	90	102	192



**2012-13 South Carolina Basketball**  
**South Carolina Game-by-Game Highs (as of Nov 18, 2012)**  
**All games**



Opponent	Date	Score	Points	Rebounds	Assists	Steals	Blocked shots
ELON	11/09/12	77-44	15-BRUNER, Ashley	11-IBIAM, Elem	4-WALKER, leasia	5-DAVIS, Tiffany	2-IBIAM, Elem
at Louisiana Tech	11/12/12	82-58	17-BRUNER, Ashley	8-WELCH, Aleighsa MITCHELL, Tiffany WHITE, Sancheon	8-WALKER, leasia	2-WHITE, Sancheon WALKER, leasia WELCH, Aleighsa DOZIER, Asia	2-WELCH, Aleighsa
SAVANNAH STATE	11/15/12	78-47	13-WELCH, Aleighsa	12-BRUNER, Ashley WELCH, Aleighsa	5-WALKER, leasia	3-SESSIONS, Khadij	1-MONTOUT, Wilka
CLEMSON	11/18/12	64-43	16-MITCHELL, Tiffany BRUNER, Ashley	8-BRUNER, Ashley WALKER, leasia	4-WALKER, leasia	4-WALKER, leasia	1-WELCH, Aleighsa WHITE, Sancheon



**2012-13 South Carolina Basketball**  
**South Carolina Points-Rebounds-Assists (as of Nov 18, 2012)**  
**All games**



Opponent	Date	Score	02	05	12	15	20	21	24	25	31	33	
			WALKER, JEA	SESSIONS, K	MONTOUT, W	DAVIS, TIFF	WHITE, SANC	BRUNER, AS	WELCH, ALEI	MITCHELL, T	DOZIER, ASI	IBIAM, ELEM	
ELON	11/09/12	77-44	W	13-4-4	8-0-0	1-2-2	6-3-3	8-1-2	15-3-0	9-9-1	9-2-3	4-10-0	4-11-0
at LATECH	11/12/12	82-58	W	10-3-8	3-1-1	12-3-0	4-1-0	4-8-2	17-2-3	14-8-1	13-8-0	5-2-5	DNP
SSU	11/15/12	78-47	W	10-1-5	6-3-4	9-6-0	2-0-1	9-4-1	8-12-1	13-12-0	10-5-4	11-3-2	DNP
CU	11/18/12	64-43	W	9-8-4	3-1-1	4-1-1	DNP	3-6-0	16-8-0	7-6-0	16-6-2	0-5-1	6-0-0





**2012-13 South Carolina Basketball**  
**South Carolina Team Game-by-Game Comparison (as of Nov 18, 2012)**  
**All games**



Opponent	1st	2nd	Score	Mar	Total FG	FG Pct	3-Pointers	3FG Pct	Free Throws	FT Pct	Rebounds	Assist	T/Over	Block	Steal	Fouls	
ELON	41/25	36/19	77-44	+33	31-70/16-54	.443/.296	0-14/2-7	.000/.286	15-30/10-13	.500/.769	53/33	+20	15/4	15/22	3/3	14/7	12/23
Louisiana Tech	40/27	42/31	82-58	+24	30-61/20-51	.492/.392	6-16/3-11	.375/.273	16-25/15-24	.640/.625	42/27	+15	20/12	7/12	4/0	9/3	17/19
SAVANNAH STATE	40/20	38/27	78-47	+31	31-67/18-50	.463/.360	9-25/2-5	.360/.400	7-13/9-16	.538/.563	50/26	+24	18/8	12/12	1/5	4/6	14/13
CLEMSON	31/18	33/25	64-43	+21	21-53/11-46	.396/.239	0-14/1-10	.000/.100	22-35/20-24	.629/.833	46/28	+18	9/6	21/20	2/7	13/10	19/30

Note: Game totals are displayed in the format TEAM/OPPONENT for each category