

**Media Relations:** Diana Koval  
**Office:** 803.777.7977  
**Cell:** 314.369.6050  
**Email:** dkoval@mailbox.sc.edu  
**Website:** www.GamecocksOnline.com  
**Twitter:** @GamecocksOnline or @GamecockWBB  
**Facebook:** www.Facebook.com/GamecocksOnline

# WOMEN'S BASKETBALL SOUTH CAROLINA

**Game 15**  
**Jan. 6, 2013**  
**2 p.m. (CT)**  
**Starkville, Miss.**  
**Humphrey Coliseum (10,500)**

## 2012-13 Schedule

<b>Fri., Nov. 9</b>	<b>Elon</b>	<b>Columbia, S.C.</b>	<b>W, 77-44</b>
Mon., Nov. 12	at Louisiana Tech	Ruston, La.	W, 82-58
<b>Thu., Nov. 15</b>	<b>Savannah State (SPSO)</b>	<b>Columbia, S.C.</b>	<b>W, 78-47</b>
<b>Sun., Nov. 18</b>	<b>Clemson (SPSO)</b>	<b>Columbia, S.C.</b>	<b>W, 64-43</b>

### U.S. Virgin Islands Paradise Jam

Thu., Nov. 22	vs. Hampton	St. Thomas	W, 45-34
Fri., Nov. 23	vs. Florida Gulf Coast	St. Thomas	W, 65-46
Sat., Nov. 24	vs. DePaul	St. Thomas	W, 55-46
<b>Wed., Nov. 28</b>	<b>Drexel</b>	<b>Columbia, S.C.</b>	<b>W, 58-55 (OT)</b>
Sun., Dec. 2	at Seton Hall	South Orange, N.J.	W, 55-42
<b>Sun., Dec. 9</b>	<b>Furman (SPSO)</b>	<b>Columbia, S.C.</b>	<b>W, 69-35</b>
<b>Wed., Dec. 19</b>	<b>#1/1 Stanford (FSN)</b>	<b>Columbia, S.C.</b>	<b>L, 53-49</b>
<b>Fri., Dec. 21</b>	<b>South Carolina State</b>	<b>Columbia, S.C.</b>	<b>W, 65-45</b>
<b>Sat., Dec. 29</b>	<b>Western Carolina</b>	<b>Columbia, S.C.</b>	<b>W, 66-44</b>
<b>Thu., Jan. 3</b>	<b>#12/13 Tennessee* (SPSO)</b>	<b>Columbia, S.C.</b>	<b>L, 53-73</b>
Sun., Jan. 6	at Mississippi State*	Starkville, Miss.	3 p.m.
<b>Thu., Jan. 10</b>	<b>Vanderbilt*</b>	<b>Columbia, S.C.</b>	<b>7 p.m.</b>
Sun., Jan. 13	at Georgia* (CSS)	Athens, Ga.	1 p.m.
<b>Thu., Jan. 17</b>	<b>LSU*</b>	<b>Columbia, S.C.</b>	<b>7 p.m.</b>
Sun., Jan. 20	at Florida* (FSF)	Gainesville, Fla.	1 p.m.
<b>Thu., Jan. 24</b>	<b>Kentucky* (SPSO)</b>	<b>Columbia, S.C.</b>	<b>7 p.m.</b>
Sun., Jan. 27	at Arkansas*	Fayetteville, Ark.	3 p.m.
<b>Sun., Feb. 3</b>	<b>Auburn*</b>	<b>Columbia, S.C.</b>	<b>3 p.m.</b>
Thu., Feb. 7	at Alabama*	Tuscaloosa, Ala.	7:30 p.m.
<b>Sun., Feb. 10</b>	<b>Texas A&amp;M*</b>	<b>Columbia, S.C.</b>	<b>3:30 p.m.</b>
Thu., Feb. 14	at Kentucky*	Lexington, Ky.	7 p.m.
Sun., Feb. 17	at Mississippi* (SECN)	Oxford, Miss.	2 p.m.
<b>Sun., Feb. 24</b>	<b>Mississippi State*</b>	<b>Columbia, S.C.</b>	<b>3 p.m.</b>
Thu., Feb. 28	at Missouri*	Columbia, Mo.	8 p.m.
<b>Sun., Mar. 3</b>	<b>Florida* (SPSO)</b>	<b>Columbia, S.C.</b>	<b>1 p.m.</b>

### SEC Tournament

Wed. Mar. 6	First Round	Duluth, Ga.	TBA
Thu., Mar. 7	Second Round	Duluth, Ga.	TBA
Fri., Mar. 8	Quarterfinals	Duluth, Ga.	TBA
Sat., Mar. 9	Semifinals	Duluth, Ga.	TBA
Sun., Mar. 10	Final	Duluth, Ga.	TBA

\* indicates SEC game

All Times Listed as Eastern

Television outlet listed in parentheses – SPSO is SportSouth; FSN is SportSouth, Fox Sports Southwest and Sun Sports; SECN is SEC Network; CSS is Charter Sports Southeast; FSF is Fox Sports Florida.



## South Carolina (12-2, 0-1 SEC)

**Head Coach:** Dawn Staley  
**Record at Carolina:** 79-60 (5th season)  
**Career Record:** 251-140 (13th season)  
**Career vs. MSU:** 2-3



## Mississippi State (8-6, 0-1 SEC)

**Head Coach:** Vic Schaefer  
**Record at MSU:** 8-6 (1st season)  
**Career Record:** 88-116 (8th season)  
**Career vs. SC:** 0-0

## Game Information

**MSU Series:** MSU leads 16-11  
**Radio:** WISW 1320 AM (Brad Muller); GamecocksOnline.com  
**In Starkville:** MSU leads 9-3  
**In Columbia:** SC leads 8-5  
**Neutral Site:** MSU leads 2-0

## South Carolina Notables

- This is the Gamecocks' 39th season as a varsity sport, the fifth with head coach Dawn Staley at the helm.
- The Gamecock defense has held 10 of its 14 opponents to less than 50 points to rank fourth in the country in scoring defense, allowing just 47.5 points per game. The Gamecocks allowed then-#1/1 Stanford (Dec. 21) to score just 53 points after the Cardinal entered the game averaging 78.6 per contest.
- Senior guard Ieasia Walker swiped five steals against Western Carolina (Dec. 29) to become just the 13th Gamecock to amass at least 200 in her career. The three-year starter is also on track to reach the 1,000-point plateau this season, needing just 45 points to reach the mark.
- South Carolina has found success by limiting its opponents offensive opportunities. While allowing foes to shot 34.2 percent from the field, the Gamecocks are taking 8.6 more shots per game than their opponents. That effort is helped by a +3.4 turnover margin and the fact that South Carolina ranks 13th in the nation in turnovers per game (13.8).

## Tale of the Tape

MSU		SC
8-6	Overall Record	12-2
0-1	Conference Record	0-1
81	Home Record	7-2
0-2	Away Record	2-0
0-3	Neutral Record	3-0
60.5	Points Per Game	62.9
60.6	Opp. Points Per Game	47.5
.380	Field Goal %age	.395
.369	Opp. Field Goal %age	.342
.298	3-Pt. Field Goal %age	.260
.263	Opp. 3-Pt. Field Goal %age	.292
.732	Free Throw %age	.529
14.9	FTs Made Per Game	12.4
12.2	Assists Per Game	10.3
-1.5	Turnover Margin	+3.4
39.8	Rebounds Per Game	43.4
+1.9	Rebounding Margin	+12.4
8.6	Steals Per Game	9.5
5.6	Blocked Shots Per Game	3.6












## Uniform Patch

The Gamecocks continue to wear the patch added to their uniforms last season to honor teammate Shelbretta Ball, who was medically disqualified from playing in Fall 2011. The team wanted Brett and everyone watching to know that she will always be an integral part of them and whatever they achieve this season.

Additionally, senior guard Ieasia Walker changed her jersey number this season to honor her teammate who was slated to wear that number prior to being medically disqualified.

# 2012-13 South Carolina Media Roster

2		<b>Leasia Walker</b> 5-8 • Senior • Guard Amityville, N.Y. (Copiague) <i>eye-EE-shuh Walker</i>	<b>LAST GAME:</b> 10 pts, 7 rebs, 3 assts vs. TN <b>NOTABLE:</b> Is sixth in SEC in minutes (30.9) and 10th in steals (2.4) ... Became 13th Gamecock to collect 200 career steals with 5 vs. WCU ... Averaging 4.0 steals over last five games ... Scored in double digits five times ... Changed jersey number to recognize teammate Shelbretta Ball.	<b>Career Highs</b> <b>PTS:</b> 30 vs. Clemson, 11/18/10 <b>REB:</b> 11 at Ole Miss, 3/3/11 <b>AST:</b> 8 at LA Tech, 11/12/12 <b>STL:</b> 6, 2x, vs. SC St., 12/21/12 <b>BLK:</b> 2, 6x, vs. SC St., 12/21/12 <b>MIN:</b> 43, 2x, vs. Drexel, 11/28/12
5		<b>Khadijah Sessions</b> 5-8 • Freshman • Guard Myrtle Beach, S.C. (Myrtle Beach) <i>kuh-DEE-zhuh Sessions</i>	<b>LAST GAME:</b> 1 pt, 1 stl, 1 reb vs. TN <b>NOTABLE:</b> Tied career high with eight points against SC State, hitting 6-of-8 FTs ... Highest scoring Gamecock off the bench ... Rated No. 7 points guard and No. 40 player overall in 2012 class by ESPN Hoopgurlz ... Dynamic playmaker.	<b>Career Highs</b> <b>PTS:</b> 8, 2x, vs. SC St., 12/21/12 <b>REB:</b> 3 vs. Savannah St., 11/15/12 <b>AST:</b> 4 vs. Savannah St., 11/15/12 <b>STL:</b> 3 vs. Savannah St., 11/15/12 <b>BLK:</b> 1, 2x, vs. WCU, 12/29/12 <b>MIN:</b> 23 vs. Furman, 12/9/12
12		<b>Wilka Montout</b> 6-3 • Junior • Center Cayenne, French Guiana (NE Okla. A&M) <i>WIL-kuh mawn-TOO</i>	<b>LAST GAME:</b> 2 rebs in 12 min vs. TN <b>NOTABLE:</b> Hit four FGs and blocked two shots against Furman ... Grabbed five of six boards at Savannah State on offensive end ... Third-Team JUCO All-American in 2011-12 ... Multi-faceted post who can stretch defenses with mid-range and outside shooting.	<b>Career Highs</b> <b>PTS:</b> 12 at LA Tech, 11/12/12 <b>REB:</b> 6 vs. Savannah St., 11/15/12 <b>AST:</b> 2 vs. Elon, 11/9/12 <b>STL:</b> 1, 3x, vs. Hampton, 11/22/12 <b>BLK:</b> 2 vs. Furman, 12/9/12 <b>MIN:</b> 24 vs. Sav. St., 11/15/12
20		<b>Sancheon White</b> 5-10 • Senior • Guard Hammon, Ind. (Central Arizona College) <i>SAN-chee-awn White</i>	<b>LAST GAME:</b> 7 pts, 7 rebs, 28 min vs. TN <b>NOTABLE:</b> Two double-figure scoring games ... Tied for team high with seven rebs against #12/13 Tennessee ... Hit a pull-up jumper to give team lead with 2:33 to play against #1/1 Stanford ... Solid lockdown defender with expanding offensive and rebounding skills.	<b>Career Highs</b> <b>PTS:</b> 11 vs. FGCU, 11/23/12 <b>REB:</b> 13 at Auburn, 1/19/12 <b>AST:</b> 3, 2x, vs. Presby., 11/27/11 <b>STL:</b> 3, 3x, vs. Furman, 12/9/12 <b>BLK:</b> 4 vs. Drexel, 11/28/12 <b>MIN:</b> 40 vs. Drexel, 11/28/11
21		<b>Ashley Bruner</b> 6-0 • Senior • Forward Norman, Okla. (Norman) <i>Ashley BREW-ner</i>	<b>LAST GAME:</b> 12 pts, 6 rebs, 4 stls vs. TN <b>NOTABLE:</b> Has led team in points, rebounds or both in eight games ... Posted seven double-digit scoring games ... Ranks 10th in SEC in rpg and sixth in offensive rpg (3.5) ... Snagged 500th career rebound at Seton Hall ... Is fifth among current SEC players with 534 career rebounds.	<b>Career Highs</b> <b>PTS:</b> 18 vs. Savannah St., 12/5/10 <b>REB:</b> 18 vs. Penn St., 11/20/11 <b>AST:</b> 4, 2x, vs. SC St., 12/21/12 <b>STL:</b> 3 at Seton Hall, 12/2/12 <b>BLK:</b> 4, 2x, vs. Sav. St., 12/5/10 <b>MIN:</b> 37 vs. DePaul, 11/24/12
24		<b>Aleighsa Welch</b> 6-0 • Sophomore • Forward Goose Creek, S.C. (Goose Creek) <i>uh-LEE-suh Welch</i>	<b>LAST GAME:</b> 6 pts, 5 rebs, 22 min vs. TN <b>NOTABLE:</b> Tied for SEC lead with six double-doubles ... Is SEC's top offensive rebounder (4.6 Orpg) and fourth in total rpg ... Leads team in scoring ... Team high scorer four times, high rebounder five times ... Has nine 10+ point games and seven 10+ rebound outings.	<b>Career Highs</b> <b>PTS:</b> 19 vs. Vanderbilt, 1/15/12 <b>REB:</b> 15 vs. Drexel, 11/28/12 <b>AST:</b> 2, 3x, vs. WCU, 12/29/12 <b>STL:</b> 3, 2x, vs. Elon, 11/9/12 <b>BLK:</b> 4 at NC State, 12/4/11 <b>MIN:</b> 42 vs. Drexel, 11/28/12
25		<b>Tiffany Mitchell</b> 5-9 • Freshman • Guard Charlotte, N.C. (Providence Day)	<b>LAST GAME:</b> 14 pts, 5 rebs vs. TN <b>NOTABLE:</b> Ranks 17th in SEC in rebounding and 25th in scoring ... Led team in scoring six times, rebounding three times ... Scored in double figures nine times ... Notched team's first 20-point game of season against SC State (21 pts/11 rebs).	<b>Career Highs</b> <b>PTS:</b> 21 vs. SC St., 12/21/12 <b>REB:</b> 11, 3x, vs. SC St., 12/21/12 <b>AST:</b> 4 vs. Sav. St., 11/15/12 <b>STL:</b> 5 vs. Furman, 12/9/12 <b>BLK:</b> 1 vs. Stanford, 12/19/12 <b>MIN:</b> 34 vs. Stanford, 12/19/12
31		<b>Asia Dozier</b> 5-10 • Freshman • Guard Columbia, S.C. (Spring Valley) <i>Asia DOE-zhur</i>	<b>LAST GAME:</b> 3 pts, 2 rebs, 17 min vs. TN <b>NOTABLE:</b> Buried 2nd-half 3 to pull within two points of #1/1 Stanford ... Gatorade South Carolina Player of the Year and SC Miss Basketball ... Father, Perry, and uncle Terry both played basketball at South Carolina.	<b>Career Highs</b> <b>PTS:</b> 11 vs. Sav. St., 11/15/12 <b>REB:</b> 10 vs. Elon, 11/9/12 <b>AST:</b> 5 at LA Tech, 11/12/12 <b>STL:</b> 2 at LA Tech, 11/12/12 <b>BLK:</b> 1, 3x, vs. WCU, 12/29/12 <b>MIN:</b> 26 vs. Elon, 11/9/12
33		<b>Elem Ibiam</b> 6-3 • Sophomore • Center Fayetteville, Ga. (Fayette County) <i>ELL-um IB-ee-um</i>	<b>LAST GAME:</b> 3 rebs, 17 min vs. TN <b>NOTABLE:</b> Tied career high with five blocks vs. WCU, tying for third in Colonial Life Arena history ... Hit 4-of-8 from field vs. Catamounts ... Has been working hard on post presence and awareness of defenses.	<b>Career Highs</b> <b>PTS:</b> 11 vs. SC St., 12/21/12 <b>REB:</b> 11 vs. Elon, 11/9/12 <b>AST:</b> 2 vs. E. Mich., 3/17/12 <b>STL:</b> 1, 5x, vs. WCU, 12/29/12 <b>BLK:</b> 5, 2x, vs. WCU, 12/29/12 <b>MIN:</b> 25 vs. WCU, 12/29/12

**Starter**

**Reserve**

## Quick Facts

### The University

**Location:** Columbia, S.C.  
**Founded:** 1801  
**Enrollment:** 30,721  
**Colors:** Garnet (PMS 202C) and Black  
**Nickname:** Gamecocks  
**Conference:** Southeastern  
**President:** Dr. Harris Pastides  
**Athletics Director:** Ray Tanner  
**Facility:** Colonial Life Arena (18,000)

### Coaching Staff

**Head Coach:** Dawn Staley  
**Alma Mater:** Virginia, 1992  
**Overall Record:** 251-140 (13th season)  
**School Record:** 79-60 (5th season)  
**Assoc. Head Coach (Alma Mater):**  
 Lisa Boyer (Ithaca, 1972)  
**Assistant Coaches (Alma Mater):**  
 Nikki McCray (Tennessee, 1995)  
 Darius Taylor (Michigan, 2000)

### Team Information

**2011-12 Record:** 25-10  
 Home: 12-3 Away: 9-5 Neutral: 4-2  
**SEC Record (Finish):** 10-6 (T-4th)  
 Home: 6-2 Away: 4-4  
**Letterwinners Returning/Lost:** 6/7  
**Starters Returning/Lost:** 1/4

### Program History

**First Year of Women's Basketball:** 1974-75  
**All-Time Record:** 659-489 (38 seasons)  
**All-Time SEC Record:** 91-193 (21 seasons)  
**NCAA Appearances (Last):** 9 (2012)  
**NCAA Tournament Record:** 10-9  
**WNIT Appearances (Last):** 4 (2011)  
**WNIT Record:** 3-4

### Media Relations

**Women's Basketball Contact:** Diana Koval  
**Office:** 803.777.7977  
**Cell:** 314.369.6050  
**Email:** dkoval@mailbox.sc.edu  
**Press Row Phone:** 803.777.6182  
**Athletics Department on the Web**  
**Website:** GamecocksOnline.com  
**Twitter:** @GamecocksOnline.com  
**Facebook:** Facebook.com/GamecocksOnline  
**YouTube:** YouTube.com/GamecocksOnline  
**Women's Basketball on Twitter**  
**Team:** @GamecockWBB  
**Head Coach:** @DawnStaley

## Current Gamecock Streaks

	Total	Home	Road	Neut.
Overall	L1	L1	W3	W3
SEC	L1	L1	L1	—
Non-Conference	W2	W2	W4	W3
Ranked Teams	L3	L4	W1	L2

## A South Carolina Win Would...

- Be the Gamecocks' third straight over Mississippi State

## By the Numbers

- 4 Rank in the nation for South Carolina in scoring defense, allowing just 47.5 points per game, which leads the SEC
- 5 Blocks by sophomore Elem Ibiam against Western Carolina (Dec. 29), tying her career high and the third-most in Colonial Life Arena history
- 4.0 Steals per game by senior guard Ieasia Walker over the last five games, including a career-high tying six against SC State
- 6 Double-doubles by sophomore forward Aleighsa Welch, the most in the SEC this season and the most by a Gamecock since the 2009-10 season
- 9 Points by the benches for South Carolina and #12/13 Tennessee combined in their Jan. 3rd game
- 13 Gamecocks all-time that have swiped at least 200 career steals after senior guard Ieasia Walker joined the group with five steals against Western Carolina (Dec. 29)
- 14 Deficit at halftime for the Gamecocks against Drexel before coming back to win in overtime, the largest deficit South Carolina has overcome since rallying from 18 points down with 8:15 to play in the first half against LSU on Jan. 6, 2011 and the largest second-half deficit overcome by the Gamecocks in the Dawn Staley era
- 20 Points scored by the Gamecocks on 21 offensive rebounds against #12/13 Tennessee (Jan. 3)
- 25.6 Points below its season average that the Gamecock defense held #1/1 Stanford (Dec. 19) in the four-point Cardinal victory
- 27 Free throws made by the Gamecocks against SC State (Dec. 21), a Dawn Staley era record
- 534 Career rebounds by senior forward Ashley Bruner, placing her among just 26 Gamecocks to achieve the 500-rebound plateau. She needs 54 more to make the program's top-20.

## The Mississippi State Series

The Bulldogs hold a 16-11 edge in the series, but have not defeated the Gamecocks since Feb. 11, 2010. South Carolina scored a 69-43 win at Colonial Life Arena on Jan. 29, 2012. That followed the Gamecocks' first win in Starkville, a 60-53 decision on Feb. 13, 2011, since the 2005-06 season.

Mississippi State holds a 9-3 record against the Gamecocks in Starkville, while South Carolina has an 8-5 edge on its homecourt.

## Gamecocks' Five-Second Count

With a complementary blend of youth and experience, South Carolina opened a season 10-0 for the first time since the 1981-82 team also won its first 10 contests. The Gamecocks, now 12-2, have shown they have both inside and outside offensive options and are dominant on the glass this season while the defense has dropped off very little from last season's NCAA Tournament Sweet 16 effort. Two Gamecocks average double-figure points with three others netting 5.5 or more points per game. South Carolina ranks eighth in the nation with a +12.4 rebounding margin and has three players ranked among the SEC's top 20 rebounders. Defensively, the Gamecocks are fourth in the nation in scoring defense, yielding just 47.5 points per game. South Carolina has held 10 of its 14 opponents this season under 50 points and limited five of the 14 to under 30 percent field goal shooting, including Hampton which hit just 19.3 percent (11-57) from the field for the second-lowest opponent field goal percentage of the Staley era.

## 2012-13 Roster

No.	Name	Pos.	Ht	Yr.	Hometown/Last School
2	Ieasia Walker	G	5-8	Sr.	Amityville, N.Y./Copiague
5	Khadijah Sessions	G	5-8	Fr.	Myrtle Beach, S.C./Myrtle Beach
12	Wilka Montout	C	6-3	Jr.	French Guiana/NE Okla. A&M
15	Tiffany Davis	G	5-7	Fr.	Houston Texas/Westbury Christian
20	Sancheon White	G	5-10	Sr.	Hammond, Ind./Central Arizona
21	Ashley Bruner	F	6-0	Sr.	Norman, Okla./Norman
23	Tina Roy	G	5-11	So.	Kaplan, La./Kaplan
24	Aleighsa Welch	F	6-0	So.	Goose Creek, S.C./Goose Creek
25	Tiffany Mitchell	G	5-9	Fr.	Charlotte, N.C./Providence Day
31	Asia Dozier	G	5-10	Fr.	Columbia, S.C./Spring Valley
33	Elem Ibiam	C	6-3	So.	Fayetteville, Ga./Fayette County

**Head Coach:** Dawn Staley

**Associate Head Coach:** Lisa Boyer

**Assistant Coaches:** Nikki McCray, Darius Taylor



## Road Warriors

The Gamecocks are 190-231 (.451) all-time in games on enemy territory, including a 15-26 mark under head coach Dawn Staley. Those numbers improve when factoring in just non-conference outings. Since 1983-84 when South Carolina first joined a conference for women's basketball, the Gamecocks are 72-63 (.533) in regular-season non-conference outings. Staley's four seasons account for an 8-7 mark in that subset of games.

## Judging January

South Carolina is 177-178 (.499) all-time in the month of January, including a 16-20 (.444) record under fifth-year head coach Dawn Staley. The Gamecocks are 104-75 (.581) in home games during the first month of the calendar year, including a 29-55 (.345) mark at Colonial Life Arena. South Carolina is 60-95 (.387) in January road games and 4-0 at neutral sites during the month.

## Reading the Rankings

South Carolina is ranked in both national polls for the fourth-straight week. The Gamecocks climbed to No. 18 in the Associated Press Poll this week after finally cracking into that ranking at No. 24 the week of Dec. 10. It is the program's highest AP rank since the end of the 2002-03 season. The Gamecocks moved up a spot to No. 15 in the USA Today Coaches Poll.

The Gamecocks were receiving votes in both polls right out of the gate, finally breaking into the coaches poll at No. 24 on Nov. 26 behind a 7-0 record. South Carolina moved up to No. 21 the following week before climbing to No. 18 in the Dec. 10 poll. The Gamecocks have risen one spot in each of the last three polls. The AP voters added the Gamecocks to their top 25 at No. 24 the week of Dec. 10 before lifting them to No. 21 the following week. Following a strong showing against No. 1/1 Stanford, the AP voters bumped South Carolina up two spots, and the Gamecocks climbed one more this week.

## Rendering the RPI

With a 12-2 record, including five wins away from home, the Gamecocks are among the nation's top 40 in RPI (varies depending on the organization). South Carolina is one of seven SEC schools ranked in the top 40 in RPI.

The Gamecocks' strength of schedule ranks in the top 60 and should continue to build over the course of the season. The Gamecocks are slated to play six teams currently ranked in the top 25. Beginning Dec. 19 against then-No. 1/1 Stanford, the matchups with ranked foes include road games at Georgia (10/11) and Arkansas (23/-), home and road games against Kentucky (6/6) and home games against Tennessee (12/13) and Texas A&M (24/22).

## Five for Fighting

South Carolina head coach Dawn Staley has used the same starting lineup in every game this season, and the quintet has led the way to the program's best non-conference record since 2001-02. Starters – Ieasia Walker, Sanchon White, Tiffany Mitchell, Ashley Bruner and Aleighsa Welch – account for 75.0 percent of the offense and 67.7 percent of rebounds while playing 69.4 percent of the minutes available. Each of the five averages at least 5.9 points per game, more than any Gamecock off the bench. Still, the four reserves available have outscored their counterparts on the opposite bench eight times this season,



## Around the SEC

(Thru games of Dec. 28)

	SEC Games			Overall		
	W	L	Pct.	W	L	Pct.
Auburn	1	0	1.00	12	2	.857
Georgia	1	0	1.00	13	1	.929
Kentucky	1	0	1.00	13	1	.929
LSU	1	0	1.00	10	4	.714
Tennessee	1	0	1.00	10	3	.769
Texas A&M	1	0	1.00	11	4	.733
Vanderbilt	1	0	1.00	11	3	.786
Alabama	0	1	.000	10	4	.714
Arkansas	0	1	.000	12	2	.857
Florida	0	1	.000	11	4	.733
Ole Miss	0	1	.000	7	7	.500
Mississippi St.	0	1	.000	8	6	.571
Missouri	0	1	.000	11	4	.733
South Carolina	0	1	.000	12	2	.857

## Coming Up

### January 6

10/11 Georgia at 12/13 Tenn., 1 p.m. (SPSO)  
 LSU at Florida, 2 p.m. (SECN)  
 6/6 Kentucky at Alabama, 3 p.m.  
 24/22 Texas A&M at Arkansas, 3 p.m. (SPSO)  
 Auburn at Missouri, 3 p.m.  
 Vanderbilt at Ole Miss, 3:30 p.m.

## Recent Results

### January 3

Auburn def. 23/- Arkansas, 50-47  
 6/6 Kentucky def. Florida, 76-69  
 10/11 Georgia def. Missouri, 77-46  
 LSU def. Ole Miss, 84-79  
 Vanderbilt def. Mississippi St., 92-41  
 24/22 Texas A&M def. Alabama, 91-52

Rankings are listed as AP/Coaches Poll  
 All Times Eastern; TV Network in ()

## AP Top 25

(Week of Dec. 31)

1. Connecticut	11-0
2. Baylor	10-1
3. Duke	11-0
4. Stanford	11-1
5. Notre Dame	11-1
6. Kentucky	12-1
7. California	10-1
8. Maryland	10-2
9. Penn State	10-2
10. Georgia	12-1
11. Louisville	11-2
12. Tennessee	9-3
13. Oklahoma State	11-0
14. Purdue	11-2
15. North Carolina	13-1
16. UCLA	8-2
17. Oklahoma	10-2
18. South Carolina	12-1
19. Florida State	11-1
20. Colorado	11-0
21. Kansas	9-2
22. Dayton	12-1
23. Arkansas	12-1
24. Texas A&M	9-4
25. Nebraska	10-3

## USA Today Coaches Top 25

(Week of Dec. 31)

1. Connecticut	11-0
2. Baylor	10-1
3. Stanford	11-1
4. Duke	11-0
5. Notre Dame	11-1
6. Kentucky	12-1
7. California	10-1
8. Maryland	10-2
9. Penn State	10-2
10. Louisville	11-2
11. Georgia	12-1
12. Oklahoma State	11-0
13. Tennessee	9-3
14. Purdue	11-2
15. South Carolina	12-1
16. Oklahoma	10-2
17. UCLA	8-2
18. Dayton	12-1
19. Nebraska	10-3
20. Kansas	9-2
21. Florida State	11-1
22. Texas A&M	9-4
23. North Carolina	13-1
24. Ohio State	10-3
25. Colorado	11-0

during which the Gamecocks are 7-1.

## Going Glass

Looking at South Carolina's roster of seven guards and four forwards/centers, the casual observer might think that rebounding would not be the Gamecocks' bailiwick, but South Carolina has out-rebounded all but one of its 13 opponents this season (Stanford), including four by more 20 or more. The team effort has the Gamecocks ranked eighth in the nation in rebound margin at +12.4. In comparison.

While rebounding is a team focus, this season has seen a surge in individual performances. In 2011-12, a Gamecock posted double-figure rebounds just seven times over 35 games. Through just 14 games this season, South Carolina has amassed 14 double-digit rebound efforts, including seven from sophomore forward Aleighsa Welch, who is second in the SEC led in the category.

## Posts Up – Spurs Up

For the first time in the Dawn Staley era, two of the team's top three scorers are post players. Forwards Aleighsa Welch and Ashley Bruner have been an integral part in the team's 12-2 start this season, averaging 11.9 and 9.4 points, respectively. Welch is shooting a team-best 66.3 percent from the field, although she is nine field goals shy of the minimum required to be ranked in the SEC.

The duo are among the league's top 10 rebounders with Welch ranking fourth at 8.9 per game and Bruner coming in 10th at 7.1. Both are especially proficient on the offensive glass, ranking first and

sixth, respectively, in the league. More than half of Welch's 125 total rebounds have come on the offensive end (65), while 49.0 percent of Bruner's have come on a Gamecock miss. Welch has the third-highest single-game rebound total in the SEC this season with her career-high 15 against Drexel.

## Miscellaneous Stats

Double-Doubles	2012-13	Career	Record
Aleighsa Welch	6	6	6-0
Tiffany Mitchell	2	2	2-0
Ashley Bruner	1	6	3-3
Ieasia Walker	0	1	1-0

30+ Points	2012-13	Career	Record
Ieasia Walker	0	1	1-0

20+ Points	2012-13	Career	Record
Tiffany Mitchell	1	1	1-0
Ieasia Walker	0	4	2-2

10+ Points	2012-13	Career	Record
Aleighsa Welch	10	20	16-4
Tiffany Mitchell	9	9	8-1
Ashley Bruner	7	27	20-7
Ieasia Walker	6	49	29-20
Sancheon White	2	4	4-0
Wilka Montout	2	2	2-0
Asia Dozier	1	1	1-0
Elem Ibiam	1	1	1-0
Tina Roy	0	5	4-1

10+ Rebounds	2012-13	Career	Record
Aleighsa Welch	6	7	6-1
Tiffany Mitchell	3	3	3-0
Ashley Bruner	2	8	5-3
Asia Dozier	1	1	1-0
Elem Ibiam	1	1	1-0
Sancheon White	0	1	0-1
Ieasia Walker	0	1	1-0

5+ Assists	2012-13	Career	Record
Ieasia Walker	2	15	12-3
Asia Dozier	1	1	1-0

5+ Steals	2012-13	Career	Record
Ieasia Walker	3	6	5-2
Tiffany Davis	1	1	1-0
Tiffany Mitchell	1	1	1-0

5+ Blocks	2012-13	Career	Record
Elem Ibiam	1	2	2-0

## Games Led Team In...

(Tied for team lead in each category included)

Scoring	2012-13	Career	Record
Tiffany Mitchell	6	6	5-1
Ashley Bruner	5	11	9-2
Aleighsa Welch	4	8	5-3
Ieasia Walker	1	21	11-10
Tina Roy	0	2	2-0

Rebounding	2012-13	Career	Record
Ashley Bruner	5	28	15-13
Aleighsa Welch	5	21	18-3
Elem Ibiam	3	4	4-0
Tiffany Mitchell	3	3	3-0
Ieasia Walker	2	10	6-4
Sancheon White	2	6	3-3

Assists	2012-13	Career	Record
Ieasia Walker	8	37	22-15
Ashley Bruner	4	8	6-2
Sancheon White	2	4	4-0
Tiffany Mitchell	2	2	2-0
Khadijah Sessions	1	1	1-0
Aleighsa Welch	1	1	1-0
Tina Roy	0	1	1-0

## Scoring Differentials

**Largest lead in a win** ..... by 36 (71-35), 2nd-7:30 vs. Savannah State, 11/15/12  
**Largest deficit overcome to win** ..... by 14 (36-22), 1st-0:00 vs. Drexel, 11/28/12  
**Largest lead given up in a loss** ..... by 3 (35-32), 2nd-18:46 vs. Tennessee, 1/3/13  
**Largest deficit in a loss** ..... by 25 (42-67), 2nd-4:44 vs. Tennessee, 1/3/13

## Team Specialty Stats

South Carolina/Opponent

	Pts. in Paint	Pts. Off TOs	2nd Chance Pts	Fast Break Pts
11/9 Elon	52/18	34/11	22/5	24/8
11/12 at LA Tech	38/30	16/4	22/4	2/2
11/15 Sav. St.	40/20	15/12	19/8	6/4
11/18 Clemson	38/14	15/14	13/11	8/5
11/22 vs. HU	20/12	16/14	15/4	8/6
11/23 vs. FGCU	38/18	23/12	13/4	20/2
11/24 vs. DPU	40/22	6/11	10/8	14/7
11/28 Drexel	26/18	15/6	14/7	12/0
12/2 at SHU	30/22	20/10	13/2	6/10
12/9 Furman	42/12	31/6	17/9	20/7
12/19 Stanford	20/24	11/4	4/9	6/2
12/21 SC State	22/18	14/1	22/10	6/6
12/29 WCU	30/12	21/9	15/9	8/3
1/3 Tenn.	32/38	8/4	20/9	10/13
1/6 at Miss. St.				
1/10 Vandy				
1/13 at Georgia				
1/17 LSU				
1/20 at Fla.				
1/24 Kentucky				
1/27 at Ark.				
2/3 Auburn				
2/7 at Ala.				
2/10 TX A&M				
2/14 at Ky.				
2/17 at Ole Miss				
2/24 Miss. St.				
2/28 at Missouri				
3/3 Florida				

## Starters vs. Bench Points

	SC Starters	Opp. Starters	SC Bench	Opp. Bench
11/9 Elon	54	29	23	15
11/12 at LA Tech	58	33	24	25
11/15 Sav. St.	50	42	28	5
11/18 Clemson	51	27	13	16
11/22 vs. HU	34	27	11	7
11/23 vs. FGCU	54	30	11	16
11/24 vs. DPU	47	40	8	6
11/28 Drexel	49	43	9	12
12/2 at SHU	50	38	5	4
12/9 Furman	40	27	29	8
12/19 Stanford	44	51	5	2
12/21 SC State	41	28	24	17
12/29 WCU	40	15	26	29
1/3 Tenn.	49	68	4	5
1/6 at Miss. St.				
1/10 Vandy				
1/13 at Georgia				
1/17 LSU				
1/20 at Fla.				
1/24 Kentucky				
1/27 at Ark.				
2/3 Auburn				
2/7 at Ala.				
2/10 TX A&M				
2/14 at Ky.				
2/17 at Ole Miss				
2/24 Miss. St.				
2/28 at Missouri				
3/3 Florida				

## Twice as Nice

South Carolina's Aleighsa Welch earned a spot on the 2012 SEC All-Freshman Team despite lacking a key resume bullet for forwards – a double-double. The sophomore has made up for last season's missing ingredient by amassing six through the team's first 14 games this season. She is tied for the SEC lead and ranks 26th in the nation in that category. After narrowly missing the mark in the season opener, Welch picked up her first career double-double two games later with a 13-point, 12-rebound effort against Savannah State (Nov. 15). She added two more at the Paradise Jam against Hampton (Nov. 22) and Florida Gulf Coast (Nov. 24) and tacked on her fourth against Drexel (Nov. 28). She made it four in five games with a 14-point/10-rebound effort at Seton Hall (Dec. 2). Welch continued her balanced dominance with a 16-point, 14-rebound effort against SC State just before the holiday break.

Welch leads the team and is second in the SEC with seven double-digit rebound games this season and also paces the Gamecocks in double-figure scoring outings with nine.

## Jane of All Trades

Senior guard Ieasia Walker's ability to adapt her game to the needs of her team has been a key factor in the team's success in her four seasons in the Garnet and Black. After coming off the bench most of her freshman year, the guard's offense exploded in 2010-11 as the team's predicted offensive weapons faltered. Walker more than doubled her scoring output to a team-high 12.2 points per game, including 13.3 points per SEC contest. As a junior, the point guard shifted her focus to conducting the team, both offensively and defensively. While her scoring average dropped to 7.9 points in 2011-12, her overall productivity did not. Walker led the team with 3.2 assists per game, which helped the team generate another 6.9 points per game. In all, her offensive prowess generated 25.4 percent of the team's 61.2 points per game.

This season, Walker has shown her versatility, adding another component to her on-court effort – leadership. With six underclassmen on the roster, Walker has shown patience through the non-conference season, stepping out of the spotlight to allow her younger teammates to find their way. Still, the senior has scored in double figures six times, paced the team in assists eight times and ranks 10th in the SEC in steals per game (2.4). Her ability to read the team's needs, has yielded a box score that has two post players and a freshman guard among the team's top three scorers so far this season – a first in the Dawn Staley era.

## Movin' On Up

South Carolina seniors Ashley Bruner and Ieasia Walker have made the most of their time in the Garnet and Black, posting and heading toward significant milestones while moving up the all-time leaderboards in several categories.

Bruner made the first move by becoming just the 26th Gamecock to pull down at least 500 career rebounds, hitting the mark as part of her seven-rebound outing at Seton Hall (Dec. 2). Currently 25th on the total rebounding list with 534, she can move into the top 20 with 54 more boards, which would tie her for the 20th spot with Ilona Burgrova (2005-08). With 66 more rebounds this season, Bruner will join just 17 other Gamecocks to reach 600 career boards.

Walker became just the 13th Gamecock to amass at least 200 career steals with her five against Western Carolina (Dec. 29). Currently with 201 steals, she needs just 11 more to join Shaunzinski Gortman (1999-2002) and Sharon Rivers (1980-83) in the all-time top 10. With 955 career points, Walker is on track to join the Gamecocks' 1,000-point club as the 28th member, only 11 of whom have also posted at least 200 steals.

## Working Overtime

After Wednesday's 58-55 win over Drexel, South Carolina is 16-14 all-time in overtime games, including a 1-3 mark in double-overtime contests. Since taking the reins for the 2008-09 season, Gamecock head coach Dawn Staley has amassed a 5-3 record in extended games. South Carolina played a school-record four overtime games in 2010-11, going 2-2, and in 1995-96, going 1-3.

## Preseason Predictions

South Carolina was picked by both the media and league's coaches to finish in the middle of the 14-team pack in the Southeastern Conference. The media predicted the Gamecocks would take seventh place, while the coaches slotted South Carolina into sixth.

Senior guard Ieasia Walker drew preseason second-team all-conference honors from both groups. She is the team's lone returning starter and the highest returning scorer from last year's squad. Her 7.9 points per game came with 3.2 assists per outing, which combined to earn her Second-Team All-SEC honors for the second-straight year.

## Quick Re-Take

South Carolina put together its best season in a decade last season, reaching the NCAA Tournament Sweet 16 for the first time since 2001-02 and making the program's first ever appearance in the SEC Tournament semifinals. The team's 25 victories tied for the most during the program's time in the SEC, matching that of the 2001-02 team, which advanced to the NCAA Elite Eight.

The Gamecocks found success behind a steady dose of stifling defense, ranked fourth in the nation, and a diversified offense. South Carolina allowed more than 55 points just 12 times in 25 games and held five nationally ranked opponents to that mark or lower. Seven different Gamecocks led the team in scoring, and eight scored in double figures at least once. South Carolina's 14-2 start earned the program's first national ranking since the end of the 2002-03 season, and the Gamecocks finished the season ranked No. 25 by the Associated Press. The team posted the most SEC wins since the 2001-02 squad also had 10. Signature league wins included the program's first sweeps of Vanderbilt and Florida and its first win over Tennessee in Knoxville.

## 2012-13 Double-Doubles

### Aleighsa Welch (6)

11/15	Savannah State	13 pts/12 rebs
11/22	vs. Hampton	16 pts/11 rebs
11/23	vs. Florida Gulf Coast	14 pts/11 rebs
11/28	Drexel	12 pts/15 rebs
12/2	at Seton Hall	14 pts/10 rebs
12/21	SC State	16 pts/14 rebs

### Tiffany Mitchell (2)

12/2	at Seton Hall	13 pts/11 rebs
12/21	SC State	21 pts/11 rebs

### Ashley Bruner (1)

11/24	vs. DePaul	11 pts/12 rebs
-------	------------	----------------

## South Carolina's Record When...

	SEC Only	All Games
Record.....	0-1.....	12-2
Playing a ranked opponent.....	0-1.....	0-2
Playing at home .....	0-1.....	7-2
Playing on the road .....	0-0.....	2-0
Playing at neutral site .....	0-0.....	3-0
Leading at half .....	0-0.....	11-0
Trailing at half .....	0-1.....	1-2
Tied at half .....	0-0.....	0-0
Playing an overtime game .....	0-0.....	1-0
0 players score in double-figures .....	0-0.....	0-0
1 player scores in double-figures .....	0-0.....	2-0
2 players score in double-figures .....	0-0.....	3-1
3 players score in double-figures .....	0-1.....	5-1
4 players score in double-figures .....	0-0.....	1-0
5 players score in double-figures .....	0-0.....	1-0
Starters outscore opponent's starters .....	0-0.....	12-0
Opponent's starters score equal/more .....	0-1.....	0-2
Bench outscores opponent's bench .....	0-0.....	7-1
Opponent's bench scores equal/more.....	0-1.....	5-1
Shooting 50% or better .....	0-0.....	1-0
Shooting between 40-49% .....	0-0.....	6-0
Shooting between 30-39% .....	0-0.....	5-0
Shooting less than 30% .....	0-1.....	0-2
Opponent shoots 50% or better.....	0-1.....	0-1
Opponent shoots between 40-49% .....	0-0.....	2-1
Opponent shoots between 30-39% .....	0-0.....	6-0
Opponent shoots less than 30% .....	0-0.....	4-0
Shooting better than opponent.....	0-0.....	10-0
Shooting worse than/equal to opponent .....	0-1.....	2-2
Having more FTs made than opponent .....	0-0.....	8-0
Having equal/less FTs made than opponent .....	0-1.....	4-2
Outrebounding opponent .....	0-1.....	12-1
Having equal/less rebounds than opponent .....	0-0.....	0-1
Having more TOs than opponent .....	0-0.....	3-0
Having equal or less TOs than opponent.....	0-1.....	9-2
Attempting more FT than 3FG.....	0-0.....	10-0
Attempting equal/less FT than 3FG .....	0-1.....	2-2
Making 5 or more 3FGs.....	0-0.....	5-0
Making less than 5 3FGs.....	0-1.....	7-2
Making no 3 FGs.....	0-0.....	3-0
Attempting 15 or more 3FGs.....	0-1.....	6-2
Attempting less than 15 3FGs.....	0-0.....	6-0

	SEC Only	All Games
No South Carolina players foul out .....	0-0.....	12-1
One or more South Carolina players foul out.....	0-0.....	0-0
Having 10 or more assists.....	0-0.....	6-0
Having less than 10 assists.....	0-1.....	6-2
Scoring more pts. in paint than opponent .....	0-0.....	12-0
Scoring equal/less pts. in paint than opponent .....	0-1.....	0-2
Scoring more pts. off TOs than opponent .....	0-1.....	11-2
Scoring equal/less pts. off TOs than opponent.....	0-0.....	1-0
Scoring more 2nd-chance pts. ....	0-0.....	12-0
Scoring equal/less 2nd-chance pts.....	0-1.....	0-2
Scoring more fast break pts.....	0-0.....	9-0
Scoring equal/less fast break pts.....	0-1.....	3-2
Wearing white uniforms.....	0-1.....	9-2
Wearing black uniforms .....	0-0.....	3-0
Wearing garnet uniforms.....	0-0.....	0-0
Playing in tournaments/classics .....	0-0.....	3-0
Playing on live television .....	0-1.....	3-2
Playing in November.....	0-0.....	8-0
Playing in December .....	0-0.....	4-1
Playing in January .....	0-1.....	0-1
Playing in February .....	0-0.....	0-0
Playing in March.....	0-0.....	0-0
Playing during the day.....	0-0.....	7-0
Playing at night.....	0-1.....	5-2
Playing on Sunday.....	0-0.....	3-0
Playing on Monday.....	0-0.....	1-0
Playing on Tuesday.....	0-0.....	0-0
Playing on Wednesday.....	0-0.....	2-1
Playing on Thursday.....	0-1.....	2-1
Playing on Friday .....	0-0.....	3-0
Playing on Saturday.....	0-0.....	2-0
Margin is 5 pts. or less.....	0-0.....	1-1
Margin is between 6-10.....	0-0.....	1-0
Margin is between 11-20.....	0-1.....	5-1
Margin is more than 20.....	0-0.....	5-0
Having a 20-pt. scorer .....	0-0.....	1-0
Having a 30-pt. scorer .....	0-0.....	0-0
Scoring 49 points or less.....	0-0.....	1-1
Scoring 50-59 points.....	0-1.....	3-1
Scoring 60-69 points.....	0-0.....	5-0
Scoring 70-79 points.....	0-0.....	2-0
Scoring 80-89 points.....	0-0.....	1-0
Scoring 90-99 points.....	0-0.....	0-0

## 2012-13 Team High / Low

<b>South Carolina</b>	<b>Game Highs</b>		<b>Game Lows</b>	
POINTS	82	at Louisiana Tech 11/12/12	45	vs. Hampton, 11/22/12
FIELD GOALS MADE	31	Savannah State, 11/15/12 Elon, 11/9/12	15	vs. Hampton, 11/22/12
FIELD GOAL ATTEMPTS	70	Elon, 11/9/12	46	vs. Hampton, 11/22/12
FIELD GOAL PERCENTAGE	.500 (28-56)	Western Carolina, 12/29/12	.286 (18-63)	Stanford, 12/19/12
3 PT FIELD GOALS MADE	9	Savannah State, 11/15/12	0	vs. DePaul, 11/24/12 Clemson, 11/18/12 Elon, 11/9/12
3 PT FG ATTEMPTS	25	Savannah State, 11/15/12	6	vs. DePaul, 11/24/12
3 PT FG PERCENTAGE	.667 (6-9)	Western Carolina, 12/29/12	.000 (0-14)	Clemson, 11/18/12 Elon, 11/9/12
FREE THROWS MADE	27	SC State, 12/21/12	4	Western Carolina, 12/29/12
FREE THROW ATTEMPTS	44	SC State, 12/21/12	13	vs. Florida Gulf Coast, 11/23/12 Savannah State, 11/15/12
FREE THROW PERCENTAGE	.643 (9-14)	Stanford, 12/19/12	.286 (4-14)	Western Carolina, 12/29/12
REBOUNDS	57	vs. Hampton, 11/22/12	31	Stanford, 12/19/12
ASSISTS	20	at Louisiana Tech 11/12/12	1	vs. DePaul, 11/24/12
STEALS	15	Furman, 12/9/12	4	Savannah State, 11/15/12
BLOCKED SHOTS	9	Furman, 12/9/12	0	vs. Florida Gulf Coast, 11/23/12
TURNOVERS	29	vs. Hampton, 11/22/12	7	Stanford, 12/19/12 at Louisiana Tech 11/12/12
FOULS	19	Stanford, 12/19/12 Clemson, 11/18/12	8	at Seton Hall, 12/2/12
<b>Opponent</b>	<b>Game Highs</b>		<b>Game Lows</b>	
POINTS	73	Tennessee, 1/3/13	34	vs. Hampton, 11/22/12
FIELD GOALS MADE	28	Tennessee, 1/3/13	11	Furman, 12/9/12 vs. Hampton, 11/22/12 Clemson, 11/18/12
FIELD GOAL ATTEMPTS	64	vs. DePaul, 11/24/12	44	vs. Florida Gulf Coast, 11/23/12
FIELD GOAL PERCENTAGE	.500 (28-56)	Tennessee, 1/3/13	.193 (11-57)	vs. Hampton, 11/22/12
3 PT FIELD GOALS MADE	7	Drexel, 11/28/12 vs. Florida Gulf Coast, 11/23/12	0	Stanford, 12/19/12
3 PT FG ATTEMPTS	29	vs. Florida Gulf Coast, 11/23/12	4	Stanford, 12/19/12
3 PT FG PERCENTAGE	.583 (7-12)	Drexel, 11/28/12	.000 (0-4)	Stanford, 12/19/12
FREE THROWS MADE	20	Clemson, 11/18/12	2	at Seton Hall, 12/2/12
FREE THROW ATTEMPTS	24	Clemson, 11/18/12 at Louisiana Tech 11/12/12	4	at Seton Hall, 12/2/12
FREE THROW PERCENTAGE	1.000 (10-10)	Furman, 12/9/12	.500 (2-4)	at Seton Hall, 12/2/12
REBOUNDS	42	Stanford, 12/19/12	20	vs. Florida Gulf Coast, 11/23/12
ASSISTS	12	Drexel, 11/28/12 at Louisiana Tech 11/12/12	2	Furman, 12/9/12
STEALS	13	vs. Hampton, 11/22/12	0	Furman, 12/9/12
BLOCKED SHOTS	11	Tennessee, 1/3/13 Stanford, 12/19/12	0	vs. DePaul, 11/24/12 at Louisiana Tech 11/12/12
TURNOVERS	24	Furman, 12/9/12	11	vs. DePaul, 11/24/12
FOULS	33	SC State, 12/21/12	13	Tennessee, 1/3/13 Savannah State, 11/15/12



# Staley Era Team Records

## Scoring

Most	Points
1. at Clemson, 11/19/09	92
2. vs. North Carolina, 12/20/09	85
3. at Louisiana Tech, 11/12/12	82
4. at Alabama, 1/10/10	80
vs. Eastern Michigan, 3/17/12	80

Fewest	Points
1. at Stanford, 11/26/10	32
2. vs. Georgia, 3/4/11	34
3. vs. Mississippi State, 3/5/09	39
4. at Mississippi State, 2/26/09	41
5. at Penn State, 11/16/08	42

Fewest Allowed	Points
1. vs. South Carolina State, 12/14/11	21
2. vs. Presbyterian, 11/27/11	24
3. vs. Furman, 12/11/11	33
vs. Savannah State, 12/5/10	33
5. vs. Hampton, 11/22/12	34
vs. Ohio University, 11/28/08	34

Most Allowed	Points
1. at Clemson, 11/19/09	94
2. vs. North Carolina, 12/20/09	93
3. vs. Xavier, 11/12/10	84
4. at Tennessee, 2/17/11	82
at Florida, 2/22/09	82

## Margin of Outcome

Victory	Score	Margin
1. vs. South Carolina State, 12/14/11	66-21	+45
2. vs. Furman, 12/11/11	72-33	+39
3. vs. Furman, 12/9/12	69-35	+34
4. vs. Elon, 11/9/12	77-44	+33
5. vs. Eastern Michigan, 3/17/12	80-48	+32

Defeat	Score	Margin
1. at Stanford, 11/26/10	32-70	-38
2. vs. Georgia, 3/4/11	34-66	-32
3. vs. Stanford, 12/19/08	47-78	-31
4. at Penn State, 11/21/10	48-78	-30
5. vs. Connecticut, 12/28/08	48-77	-29

## Field Goals

Made	FGM
1. vs. North Carolina, 12/20/09	34
at Clemson, 11/19/09	34
3. vs. North Carolina, 12/18/11	33
4. vs. Eastern Michigan, 3/17/12	32
5. 6 Times, Last vs. Savannah State, 11/15/12	31
vs. Elon, 11/9/12	31

Attempts	FGA
1. vs. Penn State, 11/20/11	76
2. at Clemson, 11/19/09	74
3. vs. Tennessee, 1/20/11	73
4. vs. NC State, 12/13/09	71
5. vs. Elon, 11/9/12	70
vs. North Carolina, 12/18/11	70
at Florida, 2/22/09	70

Highest Percentage (Min. 40 FGA)	FGM-A	Pct
1. at Alabama, 1/10/10	31-52	.596
2. at Alabama, 2/19/12	25-45	.556
3. vs. Kentucky, 1/14/10	31-56	.554
4. vs. Eastern Michigan, 3/17/12	32-60	.533
5. vs. Presbyterian, 12/28/10	25-48	.521

Lowest Percentage (Min. 40 FGA)	FGM-A	Pct
1. at Stanford, 11/26/10	12-55	.218
2. vs. Georgia, 3/4/11	12-52	.231
3. at Kentucky, 2/5/09	13-55	.236
4. at Georgia, 1/2/11	13-54	.241
5. at Penn State, 11/21/10	17-70	.243

Lowest Allowed	FGM-A	Pct
1. vs. South Carolina State, 12/14/11	6-48	.125
2. vs. Hampton, 11/22/12	11-57	.193
3. vs. Furman, 12/9/12	11-46	.239
vs. Clemson, 11/18/12	11-46	.239
5. vs. Presbyterian, 11/27/11	10-40	.250
vs. Furman, 12/11/11	11-44	.250

Highest Allowed	FGM-A	Pct
1. vs. Connecticut, 12/28/08	35-62	.565
vs. Florida, 1/9/11	26-46	.565
3. vs. Xavier, 11/12/10	34-61	.557
4. at Kentucky, 1/13/11	30-55	.545
5. vs. Vanderbilt, 2/27/11	27-50	.540

## 3-Point Field Goals

Made	3FGM
1. vs. Savannah State, 11/15/12	9
at Arkansas, 2/6/11	9
at Ole Miss, 1/16/11	9
vs. North Carolina, 12/18/11	9
vs. Ole Miss, 1/26/12	9

Attempts	3FGA
1. vs. Penn State, 11/20/11	29
2. vs. North Carolina, 12/19/10	28
3. vs. Savannah State, 11/15/12	25
at Ole Miss, 1/16/11	25
5. vs. Georgia, 2/16/12	23
vs. Boston University, 12/28/09	23
at Florida, 2/22/09	23

Percentage (Min. 5 3FGA)	3FGM-A	Pct
1. vs. Western Carolina, 12/29/12	6-9	.667
at Alabama, 1/10/10	8-12	.667
vs. Charlotte, 12/21/08	8-12	.667
4. vs. Florida, 2/12/12	8-13	.615
5. at Alabama, 2/19/12	5-9	.556

## Free Throws

Made	FTM
1. vs. SC State, 12/21/12	27
2. at Ole Miss, 1/22/09	26
3. vs. Charlotte, 12/21/08	24
4. at Georgia, 1/2/11	23
vs. Auburn, 1/8/09	23

Attempts	FTM
1. vs. SC State, 12/21/12	44
2. at Xavier, 11/30/11	38
3. vs. Clemson, 11/18/12	35
4. at Georgia, 1/2/11	34
vs. Penn State, 11/22/09	34
at Clemson, 11/19/09	34

Percentage (Min. 10 FTA)	FTM-A	Pct
1. vs. Auburn, 1/2/09	23-26	.885
2. vs. San Diego State, 11/28/09	14-16	.875
3. at Tennessee, 1/7/10	10-12	.833
4. at Auburn, 2/4/10	9-11	.818
5. vs. Davidson, 11/24/08	13-16	.813

## Rebounding

Total	Rebs
1. vs. Hampton, 11/22/12	57
2. vs. Elon, 11/9/12	53
vs. Brown, 12/29/09	53
4. vs. High Point, 12/5/08	52
5. vs. Savannah State, 11/15/12	50

Offensive	ORebs
1. vs. Elon, 11/9/12	29
2. vs. College of Charleston, 11/23/11	27
3. vs. Savannah State, 11/15/12	25
vs. Penn State, 11/20/11	25
at Penn State, 11/21/10	25

Defensive	DRebs
1. vs. Hampton, 11/22/12	39
2. vs. Charlotte, 11/16/09	35
3. at Ole Miss, 1/22/09	33
4. vs. DePaul, 11/24/12	32
vs. Jacksonville, 12/30/08	32

Margin	Rebs	Margin
1. vs. Florida Gulf Coast, 11/23/12	46-20	+26
2. vs. Hampton, 11/22/12	57-32	+25
3. vs. Savannah State, 11/15/12	50-26	+24
4. vs. Alabama, 1/23/11	49-27	+22
5. vs. Jacksonville, 12/30/08	45-24	+21

## Assists

Game	Assists
1. at Louisiana Tech, 11/12/12	22
vs. Eastern Michigan, 3/17/12	22
3. vs. Alabama, 2/15/09	20
4. vs. North Carolina, 12/18/11	19
at Alabama, 1/10/10	19
vs. North Carolina, 12/20/09	19
vs. High Point, 12/5/08	19

## Steals

Game	Steals
1. vs. Furman, 12/11/11	21
2. vs. NC State, 12/12/10	16
vs. USC Upstate, 12/16/08	16
4. vs. Furman, 12/9/12	15
vs. High Point, 12/2/09	15
vs. Davidson, 11/24/08	15

## Blocked Shots

Game	Blocks
1. vs. Eastern Michigan, 3/17/12	11
vs. Furman, 12/11/11	11
3. vs. Furman, 12/9/12	9
at NC State, 12/4/11	9
vs. Alabama A&M, 11/14/11	9

## Turnovers

Fewest	TOs
1. at Tennessee, 2/2/12	4
2. vs. Georgia, 3/2/12	5
vs. Ole Miss, 3/3/11	5
4. vs. Stanford, 12/19/12	7
at Louisiana Tech, 11/12/12	7
vs. Tennessee, 3/3/12	7

Most	TOs
1. at Wake Forest, 12/3/08	32
2. vs. Hampton, 11/22/12	29
vs. Kentucky, 1/15/12	29
4. at Kentucky, 1/13/11	28
5. vs. Jacksonville, 12/30/08	26

## The Last Time ...

### Individual

#### Scored 50 Points

**South Carolina** 51, Jocelyn Penn vs. Stetson, 1/4/03  
**Opponent** Never

#### Scored 40 Points

**South Carolina** 51, Jocelyn Penn vs. Stetson, 1/4/03  
**Opponent** 46, Cornelia Gayden, LSU, 1/14/95

#### Scored 30 Points

**South Carolina** 30, Ieasia Walker vs. Clemson, 11/18/10  
**Opponent** 32, LaQueta Ferguson, Florida International, 11/25/07

#### Grabbed 20 Rebounds

**South Carolina** 25, Kelsey Bone vs. Boston University, 12/28/09  
**Opponent** 24, Courtney Paris, Oklahoma, 12/30/07

#### Grabbed 15 Rebounds

**South Carolina** 15, Aleighsa Welch vs. Drexel, 11/28/12  
**Opponent** 15, Chiney Ogumike, Stanford, 12/19/12

#### Two Players with 20 or More Points

**South Carolina** La'Keisha Sutton 21/Markeshia Grant 20 vs. North Carolina, 12/18/11  
**Opponent** Angie Bjorklund 23/Shekinna Stricklen 21, Tennessee, 1/17/10

#### Two Players with 10 or More Rebounds

**South Carolina** Aleighsa Welch 14/Tiffany Mitchell 11 vs. SC State, 12/21/12  
**Opponent** Chiney Ogumike 10/Nnemkadi Ogumike 10, Stanford, 3/24/12

#### Had 10 Assists

**South Carolina** 10, Samone Kennedy at Florida, 2/24/08  
**Opponent** 11, Marneshia Richard, Mississippi State, 1/21/07

#### Had Five Steals

**South Carolina** 5, Ieasia Walker vs. Western Carolina, 12/29/12  
**Opponent** 5, Sam Ramirez, Appalachian State, 3/16/11

#### Had Five Blocked Shots

**South Carolina** 5, Elem Ibiam vs. Western Carolina, 12/29/12  
**Opponent** 7, Isabelle Harrison, Tennessee, 1/3/13

#### Had a Double-Double

**South Carolina** Aleighsa Welch (16 pts/14 rebs) / Tiffany Mitchell 21 pts/11 rebs) vs. SC State, 12/21/12  
**Opponent** Isabelle Harrison (18 pts/14 rebs), Tennessee, 1/3/13

#### Two Players had a Double-Double

**South Carolina** Aleighsa Welch (16 pts/14 rebs) and Tiffany Mitchell 21 pts/11 rebs) vs. SC State, 12/21/12  
**Opponent** Chiney Ogumike (11 pts/10 rebs)/Nnemkadi Ogumike (39 pts/10 rebs), Stanford, 3/24/12

#### Had a Triple-Double

**South Carolina** Iva Sliskovic (18 pts, 15 rebs, 10 assts) vs. High Point, 12/20/06  
**Opponent** Never

### Team

#### Scored 100 Points

**South Carolina** 102 vs. North Carolina A&T, 3/21/08  
**Opponent** 103, Clemson, 11/21/03

#### Won by 30 or More Points

**South Carolina** 69-35 (34) vs. Furman, 12/9/12  
**Opponent** 66-34 (32), Georgia, 3/4/11

#### Shot 65% or Better from the Field

**South Carolina** .652 (45-69) vs. East Tennessee State, 12/19/00  
**Opponent** Never

#### Shot 60% or Better from the Field

**South Carolina** .608 (31-51) vs. Jackson State, 12/7/07  
**Opponent** .604 (29-48), Vanderbilt, 1/18/01

#### Shot 50% or Better from the Field

**South Carolina** .500 (28-56) vs. Western Carolina, 12/29/12  
**Opponent** .500 (28-56), Tennessee, 1/3/13

#### No Players in Double-Figure Points

**South Carolina** at Auburn, 1/19/12  
**Opponent** SC State, 12/14/11

#### Five Players in Double-Figure Points

**South Carolina** at Louisiana Tech, 11/12/12  
**Opponent** Arkansas, 2/14/10

#### Faced AP Top-25 Opponent

**Win** 72-61 at No. 13 Purdue, 3/19/12  
**Loss** 53-73 vs. No. 12 Tennessee, 1/3/13

#### Faced AP Top-10 Opponent

**Win** 64-60 at No. 8 Tennessee, 2/2/12  
**Loss** 49-53 vs. No. 1 Stanford, 12/19/12

#### Faced AP Top-5 Opponent

**Win** 70-66 vs. No. 5 Vanderbilt, 1/28/98  
**Loss** 49-53 vs. No. 1 Stanford, 12/19/12

#### Faced AP No. 1 Team

**Win** Never  
**Loss** 49-53 vs. No. 1 Stanford, 12/19/12

#### Overtime Game

**Win** 64-62 at Arkansas, 2/6/11  
**Loss** 60-74 vs. Vanderbilt, 2/27/11

#### Double-Overtime Game

**Win** 92-91 at Florida State, 2/4/91  
**Loss** 92-94 at Clemson, 11/19/09

#### South Carolina Was Ranked (AP Poll)

**AP No. 1** Never  
**AP Top 10** No. 10, 2/18/02  
**AP Top 25** No. 18, 12/31/12



# Ashley Bruner

#21

**6-0 • Senior**  
**Forward**  
**Norman, Okla.**  
**Norman**

## Miscellaneous Stats

	2012-13 Games	Career Games	Career Record
Double-Double	1	6	3-3
10+ Points	7	27	20-7
10+ Rebounds	3	9	6-3
Tm-High Points	6	12	9-3
Tm-High Rebs.	5	28	15-13
Tm-High Assts.	4	8	6-2

- Has started every game this season
- Ranks 10th in SEC in rebounds per game and sixth in offensive rebounds per game (3.5)
- Is thriving in team's inside-first offensive mentality, averaging 9.3 field goal attempts per game this season, compared to 6.4 last season
- Has led the team in points, rebounds or both in eight games this season
- Has one double-double this season (vs. DePaul)
- Led team in scoring five times (Elon, at LA Tech, Clemson, vs. FGCU, vs. DePaul)
- Led team in rebounding five times (Savannah State, Clemson, vs. Hampton, vs. DePaul, Stanford)
- Has scored in double figures seven times (Elon, at LA Tech, Clemson, vs. FGCU, vs. DePaul, Drexel, Tennessee)
- Snagged four of her six rebounds against Tennessee (Jan. 3) on the offensive end and scored 10 of her 12 points in the first half while adding four steals in the game
- Pulled down her 500th career rebound at Seton Hall (Dec. 2), making her the 26th Gamecock to reach the plateau
- Ranks fourth among active SEC players and 25th in school history in career rebounds (523) – needs 34 to reach Melanie Johnson (2005-07) in 24th place
- Snagged five of her eight rebounds against SC State (Dec. 21) on the offensive end to help her tie her career high with four assists
- Battled Stanford's frontcourt (Dec. 19) for a team-high eight rebounds in near miss against nation's top team
- All-Tournament selection at the Paradise Jam after averaging 10.3 points and 9.3 rebounds over the three games at the event
- Posted all of her 12 points and eight rebounds vs. Drexel (Nov. 28) after halftime, including the game-winning basket and final defensive rebound in overtime
- Posted her first double-double of the season against DePaul (Nov. 24) with 11 points and 12 rebounds

## Career Highs – All Games

**Pts** ..... 18 vs. Savannah State, 12/5/10  
**FG** .... 8, 2x, last, at LA Tech, 11/12/12  
**FGA**... 16 vs. Alabama A&M, 11/14/11  
**FG %** .... 1.00 (8-8) vs. Florida, 1/9/11  
**FT** ..... 6 vs. Charlotte, 3/20/11  
**FTA** ..... 11 vs. Xavier, 11/30/11  
**FT %** ..... 1.00 (4-4), 2x, last, vs. Auburn, 1/19/12  
**Rebs** ..... 18 vs. Penn State, 11/20/11  
**Off Rebs** ..... 9 vs. Penn State, 11/20/11  
**Def Rebs** ..... 9 vs. Penn State, 11/20/11  
**Blks** ..... 4, 2x, last, vs. Savannah St., 12/5/10  
**Stls** ..... 5 at Seton Hall, 12/2/12  
**Assts** .... 4, 2x, last vs. SC St., 12/21/12  
**Min** ..... 37 vs. DePaul, 11/24/12

## Career – SEC Games

**Pts** ..... 16, 2x, last vs. Florida, 1/9/11  
**FG** ..... 8 vs. Florida, 1/9/11  
**FGA**... 11, 2x, last vs. Arkansas, 2/26/12  
**FG %** ... 1.000 (8-8) vs. Florida, 1/9/11  
**FT** ..... 4 vs. Auburn, 1/19/12  
**FTA** ... 7, 2x, last vs. Kentucky, 1/15/12  
**FT %** ... 1.000 (4-4) vs. Auburn, 1/19/12  
**Rebs** ... 11, 2x, last vs. Kentucky, 2/23/12  
**Off Rebs** ... 6, 3x, last vs. Ark., 2/26/12  
**Def Rebs** ... 5, 3x, last vs. Ky., 2/23/12  
**Blks** ... 2, 6x, last vs. Arkansas, 2/26/12  
**Stls** ..... 4 vs. Tennessee, 1/3/13  
**Assts** .... 2, 2x, last at Tennessee, 2/2/12  
**Min** ..... 34, 2x, last at LSU, 2/24/11

## Season Highs – All Games

**Pts** ..... 17 at LA Tech, 11/12  
**FG** ..... 8 at LA Tech, 11/12  
**FGA** ..... 14 vs. Drexel, 11/28  
**FG %** ... .800 (8-10) at LA Tech, 11/12  
**FT** ..... 4, 2x, last, vs. Tennessee, 1/3  
**FTA** ..... 9 vs. Hampton, 11/22  
**FT %** ... .750 (3-4) vs. Stanford, 12/19  
**Rebs** ..... 12, 3x, last, vs. DePaul, 11/24  
**Off Rebs** ..... 5, 4x, last vs. SC St., 12/21  
**Def Rebs** ..... 8 vs. Hampton, 11/22  
**Blks** ..... 2, 2x, last vs. Furman, 12/9  
**Stls** ..... 5 at Seton Hall, 12/2  
**Assts** ..... 4 vs. SC State, 12/21  
**Min** ..... 37 vs. DePaul, 11/24

## Season Highs – SEC Games

**Pts** ..... 12 vs. Tennessee, 1/3  
**FG** ..... 4 vs. Tennessee, 1/3  
**FGA** ..... 10 vs. Tennessee, 1/3  
**FG %** ... .400 (4-10) vs. Tennessee, 1/3  
**FT** ..... 4 vs. Tennessee, 1/3  
**FTA** ..... 8 vs. Tennessee, 1/3  
**FT %** .... .500 (4-8) vs. Tennessee, 1/3  
**Rebs** ..... 6 vs. Tennessee, 1/3  
**Off Rebs** ..... 4 vs. Tennessee, 1/3  
**Def Rebs** ..... 2 vs. Tennessee, 1/3  
**Blks** .....  
**Stls** ..... 4 vs. Tennessee, 1/3  
**Assts** ..... 1 vs. Tennessee, 1/3  
**Min** ..... 29 vs. Tennessee, 1/3

## 2012-13 Game-by-Game Stats

Date	Opponent	GS	MIN	FG-A	3FG-A	FT-A	Reb	PF	A	TO	B	S	TP
11/9	Elon	*	24	7-11	0-0	1-5	3	0	0	2	0	0	15
11/12	at LA Tech	*	22	8-10	0-0	1-3	2	3	3	0	0	0	17
11/15	Savannah State	*	23	4-9	0-0	0-3	12	2	1	2	0	0	8
11/18	Clemson	*	28	6-12	0-0	4-7	8	3	0	3	0	3	16
11/22	vs. Hampton	*	28	2-6	0-0	1-9	12	2	2	5	0	1	5
11/23	vs. Fla. Gulf Coast	*	27	7-12	0-1	1-3	4	2	1	3	0	1	15
11/24	vs. DePaul	*	37	5-10	0-0	1-7	12	1	0	4	1	1	11
11/28	Drexel	*	35	5-14	0-0	2-7	8	0	2	3	2	4	12
12/2	at Seton Hall	*	30	4-8	0-1	1-4	7	1	2	3	0	5	9
12/9	vs. Furman	*	21	1-6	0-0	0-0	5	2	1	2	2	1	2
12/19	#1/1 Stanford	*	35	1-9	0-0	3-4	8	3	1	2	0	2	5
12/21	SC State	*	25	0-5	0-0	1-6	8	0	4	1	2	1	1
12/29	Western Carolina	*	29	2-8	0-1	0-2	5	0	2	1	1	2	4
1/3	#12/13 Tennessee	*	29	4-10	0-0	4-8	6	0	1	1	0	4	12
Totals		14	393	56-130	0-3	20-68	100	19	20	32	8	25	132
			28.1	.431	.000	.294	7.1	1.4				1.8	9.4



# ASIA DOZIER

- Has played in every game this season
- Has scored in double figures one time (Savannah State)
- Buried a 3-pointer as part of team's 12-4 run to close the first half and establish a substantial lead over SC State (Dec. 21)
- Hit a huge second-half 3-pointer against #1/1 Stanford (Dec. 19) to pull within two points
- Posted her first double-digit scoring game with 11 points against Savannah State (Nov. 15)
- Handed out five assists at Louisiana Tech (Nov. 12)
- Pulled down 10 rebounds in her college debut against Elon (Nov. 9)

#31

**5-10 • Freshman**  
**Guard**  
**Columbia, S.C.**  
**Spring Valley**

## Miscellaneous Stats

	2012-13 Games	Career Games	Career Record
Double-Double	0	0	0-0
10+ Points	1	1	1-0
10+ Rebounds	1	1	1-0
5+ Assists	1	1	1-0
Tm-High Points	0	0	0-0
Tm-High Rebs.	0	0	0-0
Tm-High Assts.	0	0	0-0

## Career Highs – All Games

Pts ..... 11 vs. Savannah St., 11/15/12  
 FG ..... 4 vs. Savannah St., 11/15/12  
 FGA ..... 10 vs. Savannah St., 11/15/12  
 FG %... .400 (4-10) vs. Sav. St., 11/15/12  
 3FG ..... 3 vs. Savannah St., 11/15/12  
 3FGA ..... 9, 2x, last, vs. SC State, 12/21/12  
 3FG %... .333 (3-9) vs. Sav. St., 11/15/12  
 FT ..... 4 vs. Elon, 11/9/12  
 FTA ..... 7 vs. Elon, 11/9/12  
 FT % ... 1.00 (2-2) vs. Hampton, 11/22/12  
 Rebs ..... 10 vs. Elon, 11/9/12  
 Off Rebs ..... 4 vs. Elon, 11/9/12  
 Def Rebs ..... 6 vs. Elon, 11/9/12  
 Blks ..... 1, 2x, last vs. Furman, 11/9/12  
 Stls ..... 2 at LA Tech, 11/12/12  
 Assts ..... 5 at LA Tech, 11/12/12  
 Min ..... 26 vs. Elon, 11/9/12

## Career – SEC Games

Pts ..... 3 vs. Tennessee, 1/3/13  
 FG ..... 1 vs. Tennessee, 1/3/13  
 FGA ..... 7 vs. Tennessee, 1/3/13  
 FG %... .143 (1-7) vs. Tennessee, 1/3/13  
 3FG ..... 1 vs. Tennessee, 1/3/13  
 3FGA ..... 5 vs. Tennessee, 1/3/13  
 3FG %... .200 (1-5) vs. Tennessee, 1/3/13  
 FT .....  
 FTA .....  
 FT % .....  
 Rebs ..... 2 vs. Tennessee, 1/3/13  
 Off Rebs ..... 1 vs. Tennessee, 1/3/13  
 Def Rebs ..... 1 vs. Tennessee, 1/3/13  
 Blks .....  
 Stls .....  
 Assts .....  
 Min ..... 17 vs. Tennessee, 1/3/13

## Season Highs – All Games

Pts ..... 11 vs. Savannah St., 11/15  
 FG ..... 4 vs. Savannah St., 11/15  
 FGA ..... 10 vs. Savannah St., 11/15  
 FG %... .400 (4-10) vs. Sav. St., 11/15  
 3FG ..... 3 vs. Savannah St., 11/15  
 3FGA ..... 9, 2x, last, vs. SC State, 12/21  
 3FG %... .333 (3-9) vs. Sav. St., 11/15  
 FT ..... 4 vs. Elon, 11/9  
 FTA ..... 7 vs. Elon, 11/9  
 FT % ..... 1.00 (2-2) vs. Hampton, 11/22  
 Rebs ..... 10 vs. Elon, 11/9  
 Off Rebs ..... 4 vs. Elon, 11/9  
 Def Rebs ..... 6 vs. Elon, 11/9  
 Blks ..... 1, 2x, last vs. Furman, 11/9/12  
 Stls ..... 2 at LA Tech, 11/12  
 Assts ..... 5 at LA Tech, 11/12  
 Min ..... 26 vs. Elon, 11/9

## Season Highs – SEC Games

Pts ..... 3 vs. Tennessee, 1/3  
 FG ..... 1 vs. Tennessee, 1/3  
 FGA ..... 7 vs. Tennessee, 1/3  
 FG %... .143 (1-7) vs. Tennessee, 1/3  
 3FG ..... 1 vs. Tennessee, 1/3  
 3FGA ..... 5 vs. Tennessee, 1/3  
 3FG %... .200 (1-5) vs. Tennessee, 1/3  
 FT .....  
 FTA .....  
 FT % .....  
 Rebs ..... 2 vs. Tennessee, 1/3  
 Off Rebs ..... 1 vs. Tennessee, 1/3  
 Def Rebs ..... 1 vs. Tennessee, 1/3  
 Blks .....  
 Stls .....  
 Assts .....  
 Min ..... 17 vs. Tennessee, 1/3

## 2012-13 Game-by-Game Stats

Date	Opponent	GS	MIN	FG-A	3FG-A	FT-A	Reb	PF	A	TO	B	S	TP
11/9	Elon	26	0-8	0-6	4-7	10	4	0	2	1	0	4	
11/12	at LA Tech	22	2-5	1-4	0-0	2	2	5	0	0	2	5	
11/15	Savannah State	24	4-10	3-9	0-0	3	4	2	1	0	0	11	
11/18	Clemson	18	0-4	0-3	0-0	5	0	1	1	0	1	0	
11/22	vs. Hampton	19	1-8	1-4	2-2	3	3	0	2	0	0	5	
11/23	vs. Fla. Gulf Coast	16	1-6	0-5	0-0	1	5	1	2	0	0	2	
11/24	vs. DePaul	4	0-1	0-1	0-0	1	0	0	0	0	0	0	
11/28	Drexel	14	1-8	1-6	0-0	1	0	1	0	0	1	3	
12/2	at Seton Hall	10	0-1	0-0	0-0	1	0	0	0	0	0	0	
12/9	vs Furman	21	1-5	1-5	1-2	2	2	0	0	1	0	4	
12/19	#1/1 Stanford	8	2-4	1-3	0-0	0	1	0	0	0	0	5	
12/21	SC State	21	1-9	1-9	0-2	4	1	3	2	0	1	3	
12/29	Western Carolina	17	2-6	1-1	0-3	2	1	1	2	1	1	5	
1/3	#12/13 Tennessee	17	1-7	1-5	0-0	2	0	0	1	0	0	3	
Totals		0	237	16-82	11-61	7-16	37	23	14	13	3	6	50
			16.9	.195	.180	.438	2.6	1.0					3.6





# ELEMBIAM

- Has played in 12 games this season, missing two due to injury (at LA Tech, Savannah St.)
- Has led the team in rebounding three times (Elon, Furman, Western Carolina)
- Has grabbed double-digit rebounds once (Elon)
- Has scored in double figures once (SC State)
- Tied her career high with five blocks against Western Carolina (Dec. 29), tying for third most in Colonial Life Arena history ... Also led team with nine rebounds and scored six of team's last eight first-half points
- Scored seven of her career-high 11 points in the first half against SC State (Dec. 21), including five as part of team's 12-4 run to close the first half to finally establish a substantial lead
- Scored career-high eight points against Furman (Dec. 9), hitting 4-of-8 from the field while grabbing team-high nine rebounds
- Posted her first career double-digit rebound game in season opener against Elon (Nov. 9), pulling in six of her 11 boards on the offensive end

#33

**6-3 • Sophomore**  
**Center**  
**Fayetteville, Ga.**  
**Fayette County**

## Miscellaneous Stats

	2012-13 Games	Career Games	Career Record
Double-Double	0	0	0-0
10+ Points	1	1	1-0
10+ Rebounds	1	1	1-0
5+ Blocks	1	2	2-0
Tm-High Points	0	0	0-0
Tm-High Rebs.	3	4	4-0
Tm-High Assts.	0	0	0-0

## Career Highs – All Games

Pts ..... 11 vs. SC State, 12/21/21  
 FG ..... 4, 3x, last vs. WCU, 12/29, 12  
 FGA ..... 8, 2x, last vs. WCU, 12/29/12  
 FG % ..... 1.000 (2-2) vs. Tennessee, 3/3/12  
 FT ..... 3, 2x, last, vs. SC State, 12/21/12  
 FTA ..... 5 vs. Furman, 12/11/11  
 FT % ..... 1.000 (2-2), 2x, last  
 vs. Eastern Michigan, 3/17/12  
 Rebs ..... 11 vs. Elon, 11/9/12  
 Off Rebs ..... 6 vs. Elon, 11/9/12  
 Def Rebs ..... 6 vs. Furman, 12/9/12  
 Blks ..... 5, 2x, last vs. WCU, 12/29/12  
 Stls ..... 1, 4x, last vs. WCU, 12/29/12  
 Assts ..... 2 vs. Eastern Michigan, 3/17/12  
 Min ..... 25 vs. WCU, 12/29/12

## Career – SEC Games

Pts ..... 6, 2x, last, vs. Alabama, 3/1/12  
 FG ..... 2, 4x, last, vs. Tennessee, 3/3/12  
 FGA ..... 6 vs. Alabama, 3/1/12  
 FG % ..... .667, 2x, last, vs. Alabama 2/19/12  
 FT ..... 3 vs. Alabama, 1/1/12  
 FTA ..... 4 vs. Alabama, 1/1/12  
 FT % ..... .750 (3-4) vs. Alabama, 1/1/12  
 Rebs ..... 6, vs. Mississippi State 1/29/12  
 Off Rebs ..... 2, 3x, last, vs. Tenn., 3/3/12  
 Def Rebs ..... 4 vs. Miss. State, 1/29/12  
 Blks ..... 1, 3x, last vs. Tennessee, 1/3/13  
 Stls ..... 1 vs. Alabama, 3/1/12  
 Assts ..... 1 vs. Arkansas, 2/9/12  
 Min ..... 17 vs. Tennessee, 1/3/13

## Season Highs – All Games


Pts ..... 11 vs. SC State, 12/21  
 FG ..... 4, 3x, last vs. WCU, 12/29  
 FGA ..... 8, 2x, last vs. WCU, 12/29  
 FG % ..... .800 (4-5) vs. SC State, 12/21  
 FT ..... 3 vs. SC State, 12/21  
 FTA ..... 4, 2x, last vs. SC State, 12/21  
 FT % ..... .750 (3-4) vs. SC State, 12/21  
 Rebs ..... 11 vs. Elon, 11/9  
 Off Rebs ..... 6 vs. Elon, 11/9  
 Def Rebs ..... 6 vs. Furman, 12/9/12  
 Blks ..... 5 vs. WCU, 12/29  
 Stls ..... 1, 2x, last vs. WCU, 12/29  
 Assts ..... 1 vs. Furman, 12/9/12  
 Min ..... 25 vs. WCU, 12/29

## Season Highs – SEC Games

Pts .....  
 FG .....  
 FGA ..... 4 vs. Tennessee, 1/3  
 FG % .....  
 FT .....  
 FTA .....  
 FT % .....  
 Rebs ..... 3 vs. Tennessee, 1/3  
 Off Rebs .....  
 Def Rebs ..... 3 vs. Tennessee, 1/3  
 Blks ..... 1 vs. Tennessee, 1/3  
 Stls .....  
 Assts .....  
 Min ..... 17 vs. Tennessee, 1/3

## 2012-13 Game-by-Game Stats

Date	Opponent	GS	MIN	FG-A	3FG-A	FT-A	Reb	PF	A	TO	B	S	TP
11/9	Elon	17	2-7	0-0	0-2	11	0	0	3	2	1	4	
11/12	at LA Tech			—	DNP (Injury)	—							
11/15	Savannah State			—	DNP (Injury)	—							
11/18	Clemson	13	2-3	0-0	2-3	0	3	0	1	0	0	6	
11/22	vs. Hampton	8	0-1	0-0	1-2	5	1	0	0	1	0	1	
11/23	vs. Fla. Gulf Coast	15	0-3	0-0	2-4	4	0	0	0	0	0	2	
11/24	vs. DePaul	10	0-0	0-0	0-0	1	1	0	0	0	0	0	
11/28	Drexel	12	1-2	0-0	1-2	3	0	0	0	0	0	3	
12/2	at Seton Hall	12	0-4	0-0	0-0	1	1	0	0	1	0	0	
12/9	vs. Furman	22	4-8	0-0	0-2	9	2	1	1	1	0	8	
12/19	#1/1 Stanford	8	0-2	0-0	0-0	3	1	0	1	0	1	0	
12/21	SC State	19	4-5	0-0	3-4	2	3	0	0	1	0	11	
12/29	Western Carolina	25	4-8	0-0	0-1	9	2	1	0	5	1	8	
1/3	#12/13 Tennessee	17	0-4	0-0	0-0	3	2	0	0	1	0	0	
<b>Totals</b>		<b>0</b>	<b>178</b>	<b>17-47</b>	<b>0-0</b>	<b>9-20</b>	<b>51</b>	<b>16</b>	<b>2</b>	<b>6</b>	<b>12</b>	<b>3</b>	<b>43</b>
			<b>14.8</b>	<b>.362</b>	<b>—</b>	<b>.450</b>	<b>4.3</b>				<b>1.0</b>		<b>3.6</b>



# TIFFANY MITCHELL

**5-9 • Freshman • Guard**  
**Charlotte, N.C.**  
**Providence Day**

**#25**

## Miscellaneous Stats

	2012-13 Games	Career Games	Career Record
Double-Double	2	2	2-0
20+ Points	1	1	1-0
10+ Points	9	9	8-1
10+ Rebounds	3	3	3-0
Tm-High Points	6	6	5-1
Tm-High Rebs.	3	3	3-0
Tm-High Assts.	2	2	2-0

- Has started every game this season, the only freshman to earn a start
- Ranks 17th in the SEC in rebounding, second among league freshmen, and is 25th in scoring
- Has led the team in scoring six times (Clemson, Drexel, Furman, SC State, WCU, Tennessee)
- Has led the team in rebounding three times (at LA Tech, vs. FGCU, at Seton Hall)
- Has posted two double-doubles (at Seton Hall, SC State)
- Has scored in double figures nine times (at LA Tech, Savannah St., Clemson, Drexel, at Seton Hall, Furman, SC State, WCU, Tennessee)
- Has pulled down double-digit rebounds three times (vs. FGCU, at Seton Hall, SC State)
- Is second on the team in scoring and ranks third in rebounding
- Tied season high with five offensive boards en route to team-high 14 points against Tennessee (Jan. 3)
  - Shot a career-best 83.3 percent (5-of-6) from field en route to team-high 12 points against Western Carolina
- Posted the team's first 20-point game of the season and her second career double-double with career-high 21 points and 11 rebounds (tying career high) against SC State (Dec. 21)
  - Played a season-high 34 minutes against #1/1 Stanford (Dec. 19) due to her attacking offense
- Swiped five steals against Furman (Dec. 9) while leading offense with 16 points to tie her career high
- Posted first career double-double with 13-point, 11-rebound effort at Seton Hall (Dec. 2)
- Hit a pair of 3s against Drexel (Nov. 28), including one late in second half to help force overtime
- Named SEC Freshman of the Week after averaging 13.0 points and 6.3 rebounds over three-game span (13 at LA Tech, 10 vs. Savannah State, 16 vs. Clemson)
- Recorded first career double-digit scoring game at Louisiana Tech (Nov. 12)

## Career Highs – All Games

**Pts** .....21 vs. SC State, 12/21/12  
**FG** .....8 vs. Furman, 12/9/12  
**FGA** .....17 vs. Tennessee, 1/3/13  
**FG %** ... .833 (5-6) vs. WCU, 12/29/12  
**3FG** .....2, 4x, last vs. WCU, 12/29/12  
**3FGA** .....4 vs. Savannah St., 11/15/12  
**3FG %** .....1.000 (2-2), 3x, last vs. WCU, 12/29/12  
**FT** .....9 vs. SC State, 12/21/12  
**FTA** .....13 vs. SC State, 12/21/12  
**FT %** ...1.00 (3-3) vs. Tennessee, 1/3/13  
**Rebs** ..11, 3x, last vs. SC State, 12/21/12  
**Off Rebs** ...5, 3x, last vs. Tenn., 1/3/13  
**Def Rebs** .8, 2x, last at Seton Hall, 12/2/12  
**Blks** .....1 vs. Stanford 12/19/12  
**Stls** .....5 vs. Furman 12/9/12  
**Assts** .....4 vs. Savannah State, 11/15/12  
**Min** .....35 vs. Tennessee, 1/3/13

## Career – SEC Games

**Pts** .....14 vs. Tennessee, 1/3/13  
**FG** .....5 vs. Tennessee, 1/3/13  
**FGA** .....17 vs. Tennessee, 1/3/13  
**FG %** ... .294 (5-17) vs. Tennessee, 1/3/13  
**3FG** .....1 vs. Tennessee, 1/3/13  
**3FGA** .....3 vs. Tennessee, 1/3/13  
**3FG %** ... .333 (1-3) vs. Tennessee, 1/3/13  
**FT** .....3 vs. Tennessee, 1/3/13  
**FTA** .....3 vs. Tennessee, 1/3/13  
**FT %** ...1.00 (3-3) vs. Tennessee, 1/3/13  
**Rebs** .....5 vs. Tennessee, 1/3/13  
**Off Rebs** .....5 vs. Tennessee, 1/3/13  
**Def Rebs** .....  
**Blks** .....  
**Stls** .....1 vs. Tennessee, 1/3/13  
**Assts** .....1 vs. Tennessee, 1/3/13  
**Min** .....35 vs. Tennessee, 1/3/13

## Season Highs – All Games

**Pts** .....21 vs. SC State, 12/21  
**FG** .....8 vs. Furman, 12/9  
**FGA** .....17 vs. Tennessee, 1/3  
**FG %** ..... .833 (5-6) vs. WCU, 12/29  
**3FG** .....2, 4x, last vs. WCU, 12/29  
**3FGA** .....4 vs. Savannah St., 11/15  
**3FG %** .....1.000 (2-2), 3x, last vs. WCU, 12/29  
**FT** .....9 vs. SC State, 12/21  
**FTA** .....13 vs. SC State, 12/21  
**FT %** .....1.00 (3-3) vs. Tennessee, 1/3  
**Rebs** .....11, 3x, last vs. SC State, 12/21  
**Off Rebs** .....5, 3x, last vs. Tenn., 1/3  
**Def Rebs** .....8, 2x, last at Seton Hall, 12/2  
**Blks** .....1 vs. Stanford 12/19  
**Stls** .....5 vs. Furman 12/9  
**Assts** .....4 vs. Savannah State, 11/15  
**Min** .....35 vs. Tennessee, 1/3

## Season Highs – SEC Games

**Pts** .....14 vs. Tennessee, 1/3  
**FG** .....5 vs. Tennessee, 1/3  
**FGA** .....17 vs. Tennessee, 1/3  
**FG %** ... .294 (5-17) vs. Tennessee, 1/3  
**3FG** .....1 vs. Tennessee, 1/3  
**3FGA** .....3 vs. Tennessee, 1/3  
**3FG %** ... .333 (1-3) vs. Tennessee, 1/3  
**FT** .....3 vs. Tennessee, 1/3  
**FTA** .....3 vs. Tennessee, 1/3  
**FT %** .....1.00 (3-3) vs. Tennessee, 1/3  
**Rebs** .....5 vs. Tennessee, 1/3  
**Off Rebs** .....5 vs. Tennessee, 1/3  
**Def Rebs** .....  
**Blks** .....  
**Stls** .....1 vs. Tennessee, 1/3  
**Assts** .....1 vs. Tennessee, 1/3  
**Min** .....35 vs. Tennessee, 1/3

## 2012-13 Game-by-Game Stats

Date	Opponent	GS	MIN	FG-A	3FG-A	FT-A	Reb	PF	A	TO	B	S	TP
11/9	Elon	*	23	4-6	0-1	1-2	2	1	3	1	0	1	9
11/12	at LA Tech	*	25	5-11	0-2	3-4	8	2	0	2	0	0	13
11/15	Savannah State	*	25	4-11	1-4	1-3	5	1	4	0	0	1	10
11/18	Clemson	*	32	7-11	0-1	2-6	6	3	2	1	0	2	16
11/22	vs. Hampton	*	27	2-9	1-3	2-4	8	3	2	4	0	1	7
11/23	vs. Fla. Gulf Coast	*	28	3-7	0-0	2-2	11	1	3	3	0	1	8
11/24	vs. DePaul	*	29	1-5	0-0	4-8	6	1	0	4	0	2	6
11/28	Drexel	*	29	6-12	2-2	0-0	2	3	1	2	0	3	14
12/2	at Seton Hall	*	28	4-7	2-2	3-9	11	3	1	4	0	1	13
12/9	vs. Furman	*	29	8-13	0-1	0-2	4	1	1	2	0	5	16
12/19	#1/1 Stanford	*	34	1-13	0-3	0-0	5	3	0	3	1	2	2
12/21	SC State	*	31	5-11	2-3	9-13	11	1	2	3	0	2	21
12/29	Western Carolina	*	23	5-6	2-2	0-3	2	4	1	2	0	0	12
1/3	#12/13 Tennessee	*	35	5-17	1-3	3-3	5	0	1	1	0	1	14
<b>Totals</b>			<b>14</b>	<b>398</b>	<b>60-139</b>	<b>11-27</b>	<b>30-59</b>	<b>86</b>	<b>27</b>	<b>21</b>	<b>32</b>	<b>1</b>	<b>22 161</b>
				<b>28.4</b>	<b>.432</b>	<b>.407</b>	<b>.508</b>	<b>6.1</b>	<b>1.5</b>		<b>1.6</b>	<b>11.5</b>	



# WILKA MONTOUT

- Has played in every game this season
- Has scored in double figures two times (at LA Tech, Furman)
- Swatted away a pair of shots against Furman (Dec. 9) while contributing 10 points to the offensive effort
- Grabbed five of her six rebounds against Savannah State (Nov. 15) on the offensive end, helping her to nine points
- Scored eight of her 10 points at Louisiana Tech (Nov. 12) during an 11-5 second-half run that put the game out of reach

#12

**6-3 • Junior**  
**Center**  
**Cayenne, French Guiana**  
**Northeastern Oklahoma A&M**

## Miscellaneous Stats

	2012-13 Games	Career Games	Career Record
Double-Double	0	0	0-0
10+ Points	2	2	2-0
10+ Rebounds	0	0	0-0
Tm-High Points	0	0	0-0
Tm-High Rebs.	0	0	0-0
Tm-High Assts.	0	0	0-0

## Career Highs – All Games

**Pts** ..... 12 at LA Tech, 11/12/12  
**FG** ..... 4, 3x, last vs. Furman, 12/9/12  
**FGA** ..... 13 vs. Savannah St., 11/15/12  
**FG %** ..... .400 (4-10) at LA Tech, 11/12/12  
**3FG** ..... 1, 3x, last vs. Hampton, 11/22/12  
**3FGA** ..... 3 vs. Savannah St., 11/15/12  
**3FG %** ..... .500 (1-2) at LA Tech, 11/15/12  
**FT** ..... 3 at LA Tech, 11/15/12  
**FTA** ..... 4, 2x, last at LA Tech, 11/15/12  
**FT %** ..... 1.000 (2-2), 2x, last vs. Furman, 12/9/12  
**Rebs** ..... 6 vs. Savannah St., 11/15/12  
**Off Rebs** ..... 5 vs. Savannah St., 11/15/12  
**Def Rebs** ..... 2, 2x, last vs. FGCU, 11/23/12  
**Blks** ..... 2 vs. Furman, 12/9/12  
**Stls** ..... 1, 3x, last vs. Hampton, 11/22/12  
**Assts** ..... 2 vs. Elon, 11/9/12  
**Min** ..... 24 vs. Savannah St., 11/15/12

## Career – SEC Games

**Pts** .....  
**FG** .....  
**FGA** ..... 2 vs. Tennessee, 1/3/13  
**FG %** .....  
**3FG** .....  
**3FGA** ..... 1 vs. Tennessee, 1/3/13  
**3FG %** .....  
**FT** .....  
**FTA** .....  
**FT %** .....  
**Rebs** ..... 2 vs. Tennessee, 1/3/13  
**Off Rebs** ..... 2 vs. Tennessee, 1/3/13  
**Def Rebs** .....  
**Blks** .....  
**Stls** .....  
**Assts** .....  
**Min** ..... 12 vs. Tennessee, 1/3/13

## Season Highs – All Games

**Pts** ..... 12 at LA Tech, 11/12  
**FG** ..... 4, 2x, last vs. Sav. St., 11/15  
**FGA** ..... 13 vs. Savannah St., 11/15  
**FG %** ..... .400 (4-10) at LA Tech, 11/12  
**3FG** ..... 1, 3x, last vs. Hampton, 11/22  
**3FGA** ..... 3 vs. Savannah St., 11/15  
**3FG %** ..... .500 (1-2) at LA Tech, 11/15  
**FT** ..... 3 at LA Tech, 11/15  
**FTA** ..... 4, 2x, last at LA Tech, 11/15  
**FT %** ..... 1.000 (2-2), 2x, last vs. Furman, 12/9/12  
**Rebs** ..... 6 vs. Savannah St., 11/15  
**Off Rebs** ..... 5 vs. Savannah St., 11/15  
**Def Rebs** ..... 2, 2x, last vs. FGCU, 11/23  
**Blks** ..... 2 vs. Furman, 12/9/12  
**Stls** ..... 1, 3x, last vs. Hampton, 11/22  
**Assts** ..... 2 vs. Elon, 11/9  
**Min** ..... 24 vs. Savannah St., 11/15

## Season Highs – SEC Games

**Pts** .....  
**FG** .....  
**FGA** ..... 2 vs. Tennessee, 1/3  
**FG %** .....  
**3FG** .....  
**3FGA** ..... 1 vs. Tennessee, 1/3  
**3FG %** .....  
**FT** .....  
**FTA** .....  
**FT %** .....  
**Rebs** ..... 2 vs. Tennessee, 1/3  
**Off Rebs** ..... 2 vs. Tennessee, 1/3  
**Def Rebs** .....  
**Blks** .....  
**Stls** .....  
**Assts** .....  
**Min** ..... 12 vs. Tennessee, 1/3

## 2012-13 Game-by-Game Stats

Date	Opponent	GS	MIN	FG-A	3FG-A	FT-A	Reb	PF	A	TO	B	S	TP
11/9	Elon	18	0-3	0-2	1-4	2	2	2	1	0	1	1	1
11/12	at LA Tech	23	4-10	1-2	3-4	3	3	0	1	0	0	12	
11/15	Savannah State	24	4-13	1-3	0-0	6	2	0	2	1	0	9	
11/18	Clemson	18	1-6	0-2	2-2	1	3	1	1	0	1	4	
11/22	vs. Hampton	14	1-3	1-1	0-0	2	0	0	2	0	1	3	
11/23	vs. Fla. Gulf Coast	16	1-4	0-0	0-0	5	3	1	1	0	0	2	
11/24	vs. DePaul	6	1-2	0-0	0-0	1	1	0	1	1	0	2	
11/28	Drexel	3	0-1	0-1	0-0	0	0	0	0	0	0	0	
12/2	at Seton Hall	11	1-4	0-1	0-1	1	0	0	0	0	0	2	
12/9	vs. Furman	23	4-9	0-2	2-2	3	1	1	0	2	0	10	
12/19	#1/1 Stanford	3	0-0	0-0	0-0	0	2	0	0	0	0	0	
12/21	SC State	16	0-3	0-2	2-2	1	0	0	2	0	0	2	
12/29	Western Carolina	19	3-8	0-1	0-0	2	0	0	0	0	0	6	
1/3	#12/13 Tennessee	12	0-2	0-1	0-0	2	1	0	1	0	0	0	
<b>Totals</b>		<b>0</b>	<b>206</b>	<b>20-68</b>	<b>3-18</b>	<b>10-15</b>	<b>29</b>	<b>18</b>	<b>5</b>	<b>12</b>	<b>4</b>	<b>3</b>	<b>53</b>
			<b>14.7</b>	<b>.294</b>	<b>.167</b>	<b>.667</b>	<b>2.1</b>						<b>3.8</b>



# KhadijahSessions KHADIJAH SESSIONS KhadijahSessions

- Has played in every game this season
- Has led the team in assists once (Furman)
- Matched her season high with eight points against SC State (Dec. 21), shooting 6-of-8 from the free throw line
- Swiped a pair of steals at Seton Hall (Dec. 2)
- Hit her first career 3-pointer against Florida Gulf Coast (Nov. 23)
- Had a well-rounded game against Savannah State (Nov. 15) with four assists, three steals and six points
- Scored her eight points in just 10 minutes on the court against Elon (Nov. 9)

#5

**5-8 • Freshman**  
**Guard**  
**Myrtle Beach, S.C.**  
**Myrtle Beach**

## Miscellaneous Stats

	2012-13	Career	Career
	Games	Games	Record
Double-Double	0	0	0-0
10+ Points	0	0	0-0
10+ Rebounds	0	0	0-0
Tm-High Points	0	0	0-0
Tm-High Rebs.	0	0	0-0
Tm-High Assts.	1	1	1-0

## Career Highs – All Games

**Pts** ..... 8, 2x, last vs. SC State, 12/21/12  
**FG** ..... 3, 3x, last vs. WCU, 12/29/12  
**FGA** ..... 8 vs. DePaul, 11/24/12  
**FG %** ... .750 (3-4) vs. Sav. St., 11/15/12  
**3FG** ..... 1, 3x, last vs. WCU, 12/29/12  
**3FGA** ... 3, 2x, last vs. Furman, 12/9/12  
**3FG %** ... .333 (1-3) vs. FGCU, 11/23/12  
**FT** ..... 6 vs. SC State, 12/21/12  
**FTA** ..... 8 vs. SC State, 12/21/12  
**FT %** ... .750 (6-8) vs. SC St., 12/21/12  
**Rebs** ..... 3 vs. Savannah State, 11/15/12  
**Off Rebs** ... 2 vs. Savannah St., 11/15/12  
**Def Rebs** ..... 2 vs. Furman, 12/9/12  
**Blks** ..... 1, 2x, last vs. WCU, 12/29/12  
**Stls** ..... 3 vs. Savannah State, 11/15/12  
**Assts** ..... 4 vs. Savannah State, 11/15/12  
**Min** ..... 23 vs. Furman 12/9/12

## Career – SEC Games

**Pts** ..... 1 vs. Tennessee, 1/3/13  
**FG** ..... 1 vs. Tennessee, 1/3/13  
**FGA** .....  
**FG %** .....  
**3FG** .....  
**3FGA** ..... 1 vs. Tennessee, 1/3/13  
**3FG %** .....  
**FT** ..... 1 vs. Tennessee, 1/3/13  
**FTA** ..... 2 vs. Tennessee, 1/3/13  
**FT %** ... .500 (1-2) vs. Tennessee, 1/3/13  
**Rebs** ..... 1 vs. Tennessee, 1/3/13  
**Off Rebs** .....  
**Def Rebs** ..... 1 vs. Tennessee, 1/3/13  
**Blks** .....  
**Stls** ..... 1 vs. Tennessee, 1/3/13  
**Assts** .....  
**Min** ..... 9 vs. Tennessee, 1/3/13

## Season Highs – All Games

**Pts** ..... 8, 2x, last vs. SC State, 12/21  
**FG** ..... 3, 3x, last vs. WCU, 12/29  
**FGA** ..... 8 vs. DePaul, 11/24  
**FG %** ..... .750 (3-4) vs. Sav. St., 11/15  
**3FG** ..... 1, 3x, last vs. WCU, 12/29  
**3FGA** ..... 3, 2x, last vs. Furman, 12/9  
**3FG %** ..... .333 (1-3) vs. FGCU, 11/23  
**FT** ..... 6 vs. SC State, 12/21  
**FTA** ..... 8 vs. SC State, 12/21  
**FT %** ... .750 (6-8) vs. SC State, 12/21  
**Rebs** ..... 3 vs. Savannah State, 11/15  
**Off Rebs** ..... 2 vs. Savannah St., 11/15  
**Def Rebs** ..... 2 vs. Furman, 12/9/12  
**Blks** ..... 1, 2x, last vs. WCU, 12/29  
**Stls** ..... 3 vs. Savannah State, 11/15  
**Assts** ..... 4 vs. Savannah State, 11/15  
**Min** ..... 23 vs. Furman 12/9/12

## Season Highs – SEC Games

**Pts** ..... 1 vs. Tennessee, 1/3  
**FG** ..... 1 vs. Tennessee, 1/3  
**FGA** .....  
**FG %** .....  
**3FG** .....  
**3FGA** ..... 1 vs. Tennessee, 1/3  
**3FG %** .....  
**FT** ..... 1 vs. Tennessee, 1/3  
**FTA** ..... 2 vs. Tennessee, 1/3  
**FT %** ... .500 (1-2) vs. Tennessee, 1/3  
**Rebs** ..... 1 vs. Tennessee, 1/3  
**Off Rebs** .....  
**Def Rebs** ..... 1 vs. Tennessee, 1/3  
**Blks** .....  
**Stls** ..... 1 vs. Tennessee, 1/3  
**Assts** .....  
**Min** ..... 9 vs. Tennessee, 1/3

## 2012-13 Game-by-Game Stats

Date	Opponent	GS	MIN	FG-A	3FG-A	FT-A	Reb	PF	A	TO	B	S	TP
11/9	Elon		10	3-7	0-1	2-3	0	1	0	1	0	0	8
11/12	at LA Tech		8	1-1	0-0	1-2	1	0	1	1	0	1	3
11/15	Savannah State		19	3-4	0-1	0-0	3	1	4	1	0	3	6
11/18	Clemson		15	0-3	0-2	3-5	1	1	1	2	0	0	3
11/22	vs. Hampton		9	1-2	0-0	0-0	1	0	1	3	0	0	2
11/23	vs. Fla. Gulf Coast		21	2-5	1-3	0-0	1	2	2	1	0	1	5
11/24	vs. DePaul		21	2-8	0-1	2-3	1	1	0	0	0	0	6
11/28	Drexel		7	1-1	1-1	0-2	0	0	0	1	0	1	3
12/2	at Seton Hall		15	1-5	0-2	1-3	1	0	1	0	0	2	3
12/9	vs. Furman		23	2-5	0-3	3-4	2	1	2	1	1	1	7
12/19	#1/1 Stanford		9	0-1	0-1	0-0	0	1	0	0	0	0	0
12/21	SC State		17	1-2	0-0	6-8	1	0	1	2	0	1	8
12/29	Western Carolina		18	3-6	1-2	0-0	2	0	2	2	1	0	7
1/3	#12/13 Tennessee		9	0-1	0-1	1-2	1	1	0	1	0	1	1
Totals		0	201	20-51	3-18	19-32	15	9	15	16	2	11	62
			14.4	.392	.167	.594	1.1		1.1				4.4





# IEASIA WALKER

- Named to the 2012 Preseason All-SEC Second Team
- Has started every game this season, 84 in her career
- Is one of just 13th Gamecocks to collect 200 career steals, hitting the mark with five against Western Carolina (Dec. 29)
- Ranks sixth in the SEC in minutes played per game (30.9) and 10th in steals per game (2.4)
- Is third among active SEC players with 201 career steals and fifth among the group with 245 career assists
- Has led the team in scoring one time (DePaul)
- Has led the team in assists eight times (Elon, at LA Tech, Savannah St., Clemson, Drexel, Stanford, WCU, Tennessee)
- Has led the team in rebounding two times (Clemson, Tennessee)
- Has scored in double figures six times (Elon, at LA Tech, Savannah St., vs. DePaul, Stanford, Tennessee)
- Has handed out five or more assists two times (at LA Tech, Savannah St.)
- Has swiped three more steals six times (Elon, Clemson, Furman, Stanford, SC State, WCU)
- Has swiped 20 steals over last five games (Furman, #1/1 Stanford, SC State, WCU, Tennessee)
- Hit back-to-back 3s to send team into lockerroom down just one to #12/13 Tennessee (Jan. 3), finishing with 10 points, team-high seven rebounds and three assists
- Stuffed the box score with nine points, four assists and five steals against Western Carolina (Dec. 29)

#2

**5-8 • Senior  
Guard  
Amityville, N.Y.  
Copiague**

## Miscellaneous Stats

	2012-13 Games	Career Games	Career Record		2012-13 Games	Career Games	Career Record
Dbl-Dbl	0	1	1-0	5+ Assists	2	15	12-3
30+ Points	0	1	1-0	5+ Steals	3	7	5-2
20+ Points	0	4	2-2	Tm-High Pts	1	21	11-10
10+ Points	6	49	29-20	Tm-High Rebs	2	10	6-4
10+ Rebs	0	1	1-0	Tm-High Assts	8	36	22-14

## Career Highs – All Games

Pts ..... 30 vs. Clemson, 11/18/10  
 FG ..... 13 vs. Clemson, 11/18/10  
 FGA ..... 23 vs. Tennessee, 1/20/11  
 FG % ..... .750 (3-4), 2x, last vs. Sav. St. 11/15/12  
 3FG ..... 4 vs. Florida, 1/9/11  
 3FGA ..... 9, 2x, last vs. Penn St., 11/20/11  
 3FG % ..... 1.000 (2-2) vs. Clemson, 11/18/10  
 FT ..... 8, 2x, last at Alabama, 2/19/12  
 FTA ..... 14 vs. Ole Miss, 3/31/11  
 FT % ..... 1.000 (6-6) vs. Tenn., 2/17/11  
 Rebs ..... 11 at Ole Miss, 1/16/11  
 Off Rebs ..... 6 vs. Tennessee, 1/20/11  
 Def Rebs ..... 9 at Ole Miss, 1/16/11  
 Blks ..... 2, 6x, last vs. SC State, 12/21/12  
 Stls ..... 6, 2x, last vs. SC State, 12/21/12  
 Assts ..... 8 at LA Tech, 11/12/12  
 Min ..... 43, 2x, last vs. Drexel, 11/28/12

## Career – SEC Games

Pts ..... 24 vs. Tennessee, 1/20/11  
 FG ..... 10 vs. Tennessee, 1/20/11  
 FGA ..... 23 vs. Tennessee, 1/20/11  
 FG % ..... .600 (3-5) vs. Kentucky, 1/14/10  
 3FG ..... 4 vs. Florida, 1/9/11  
 3FGA ..... 9 at Ole Miss, 1/16/11  
 3FG % ..... 1.000 (2-2) at Auburn, 2/4/10  
 FT ..... 8, 2x, last at Alabama, 2/19/12  
 FTA ..... 10, 3x, last at Alabama, 2/19/12  
 FT % ..... 1.000 (6-6) at Tennessee, 2/17/11  
 Rebs ..... 11 at Ole Miss, 1/16/11  
 Off Rebs ..... 6 vs. Tennessee, 1/20/11  
 Def Rebs ..... 9 at Ole Miss, 1/16/11  
 Blks ..... 2, 2x, last vs. Miss. St., 1/29/12  
 Stls ..... 5 vs. Alabama, 1/23/11  
 Assts ..... 7 vs. Mississippi State, 1/29/12  
 Min ..... 43 at Ole Miss, 1/16/11

## Season Highs – All Games

Pts ..... 15 vs. Stanford, 12/19  
 FG ..... 5, 2x last vs. Stanford, 12/19  
 FGA ..... 15 vs. Stanford, 12/19  
 FG % ..... .750 (3-4) vs. Sav. St., 11/15  
 3FG ..... 3, 2x, last vs. Sav. St., 11/15  
 3FGA ..... 6, 2x, last vs. Tennessee, 1/3  
 3FG % ..... .750 (3-4) vs. Sav. St., 11/15  
 FT ..... 5 vs. Clemson, 11/18  
 FTA ..... 5 vs. Clemson, 11/18  
 FT % ..... 1.000 (5-5) vs. Clemson, 11/18  
 Rebs ..... 8 vs. Clemson, 11/18  
 Off Rebs ..... 3 vs. Elon, 11/9  
 Def Rebs ..... 6, 2x, last vs. Tennessee, 1/3  
 Blks ..... 2 vs. SC State, 12/21/12  
 Stls ..... 6 vs. SC State, 12/21  
 Assts ..... 8 at LA Tech, 11/12  
 Min ..... 43 vs. Drexel, 11/28

## Season Highs – SEC Games

Pts ..... 10 vs. Tennessee, 1/3  
 FG ..... 4 vs. Tennessee, 1/3  
 FGA ..... 12 vs. Tennessee, 1/3  
 FG % ..... .333 (4-12) vs. Tennessee, 1/3  
 3FG ..... 2 vs. Tennessee, 1/3  
 3FGA ..... 6 vs. Tennessee, 1/3  
 3FG % ..... .333 (2-6) vs. Tennessee, 1/3  
 FT .....  
 FTA .....  
 FT % .....  
 Rebs ..... 7 vs. Tennessee, 1/3  
 Off Rebs ..... 1 vs. Tennessee, 1/3  
 Def Rebs ..... 6 vs. Tennessee, 1/3  
 Blks ..... 1 vs. Tennessee, 1/3  
 Stls .....  
 Assts ..... 3 vs. Tennessee, 1/3  
 Min ..... 31 vs. Tennessee, 1/3

- Tied her career high with six steals against SC State (Dec. 21)
- Scored 15 points against #1/1 Stanford (Dec. 19), including four in the final minute to keep chance of win alive, while handing out three assists and swiping four steals, one of which she turned into a layup that earned her the No. 9 spot on ESPN SportsCenter's Top 10
- Played 43 minutes against Drexel (Nov. 28), locking down Dragons' top scorer for the final nine minutes of the game to finish off comeback win
- Handed out a career-high eight assists at Louisiana Tech (Nov. 12), including five on the first seven baskets of the game

## 2012-13 Game-by-Game Stats

Date	Opponent	GS	MIN	FG-A	3FG-A	FT-A	Reb	PF	A	TO	B	S	TP
11/9	Elon	*	24	5-12	0-3	3-3	4	1	4	1	0	3	13
11/12	at LA Tech	*	35	3-10	3-6	1-2	3	2	8	1	1	2	10
11/15	Savannah State	*	29	3-4	3-4	1-2	1	1	5	5	0	0	10
11/18	Clemson	*	31	2-7	0-4	5-5	8	1	4	5	0	4	9
11/22	vs. Hampton	*	34	2-7	2-5	0-4	2	1	1	5	0	0	6
11/23	vs. Fla. Gulf Coast	*	25	2-6	2-5	0-0	1	0	2	2	0	0	6
11/24	vs. DePaul	*	32	4-11	0-3	3-4	6	0	0	2	1	1	11
11/28	Drexel	*	43	1-10	1-4	3-4	2	2	2	2	1	2	6
12/2	at Seton Hall	*	36	2-7	2-5	0-3	3	2	1	4	1	1	6
12/9	vs. Furman	*	21	4-10	0-3	1-1	3	1	1	2	0	5	9
12/19	#1/1 Stanford	*	35	5-15	2-5	3-4	3	4	3	0	0	4	15
12/21	SC State	*	28	0-3	0-1	0-0	1	3	3	5	2	6	0
12/29	Western Carolina	*	28	3-5	1-1	2-3	1	3	4	1	0	5	9
1/3	#12/13 Tennessee	*	31	4-12	2-6	0-0	7	2	3	4	1	0	10
Totals		14	432	40-119	18-55	22-35	45	23	41	38	7	33	120
			30.9	.336	.327	.629	3.2	2.9			2.4	8.6	



# Aleighsa Welch

#24

**6-0 • Sophomore  
Forward  
Goose Creek, S.C.  
Goose Creek**

## Miscellaneous Stats

	2012-13 Games	Career Games	Career Record
Double-Double	6	6	6-0
10+ Points	9	19	16-3
10+ Rebounds	7	9	8-1
Tm-High Points	4	8	5-3
Tm-High Rebs.	5	21	18-3
Tm-High Assts.	1	1	1-0

- Has started every game this season
- Is tied for the SEC lead and 26th in the nation with six double-doubles (Savannah St., vs. Hampton, vs. FGCU, Drexel, at Seton Hall, SC State) – the first of her career
- Leads the SEC in offensive rebounds per game (4.6), ranks fourth in total rebounds per game, is 21st in scoring and holds 14th in free throw percentage
- Has led the team in scoring four times (Savannah St., vs. Hampton, at Seton Hall, Stanford)
- Has led the team in rebounding five times (at LA Tech, Savannah St., vs. FGCU, Drexel, SC State)
- Has scored in double figures nine times (at LA Tech, Savannah St., vs. Hampton, vs. FGCU, Drexel, at Seton Hall, Furman, Stanford, SC State) – including the last five games straight
- Has pulled down double-digit rebounds seven times (Savannah St., vs. Hampton, vs. FGCU, vs. DePaul, Drexel, at Seton Hall)
- Limited by foul trouble to just nine minutes in first half against #12/13 Tennessee (Jan. 3), finishing with just six points and five rebounds
- Tied her career high with eight offensive rebounds among her 14 against SC State (Dec. 21) while also adding 16 points for her sixth double-double of the season
- Scored 13 of her 17 points against #1/1 Stanford (Dec. 19) in the second half, including a free throw to tie the game with 1:14 left to play
- Snagged a career-high 15 rebounds against Drexel (Nov. 28), the second-most in the SEC this season
- Named Paradise Jam Most Outstanding Player after averaging 10.3 points and 9.3 rebounds to guide team to the Reef Division title
- Scored 10 of team's first 13 second-half points to pull away from Hampton (Nov. 22)
- Posted first career double-double with 13 points and 12 rebounds against Savannah State (Nov. 15)
- Was great on the inside at Louisiana Tech (Nov. 12), to finish with 14 points, eight rebounds, two blocks and two steals

## Career Highs – All Games

**Pts** .....19 vs. Vanderbilt, 1/15/12  
**FG** .....7 vs. Vanderbilt, 1/15/12  
**FGA** .....11 at Seton Hall, 12/2/12  
**FG %**... 1.000 (4-4) vs. Presby., 11/27/11  
**FT** .....10 at Xavier, 11/30/11  
**FTA** .....15 at Xavier, 11/30/11  
**FT %**... 1.000 (3-3) vs. SC St., 12/14/11  
**Rebs** .....15 vs. Drexel, 11/28/12  
**Off Rebs**... 8, 3x, last vs. SC St., 12/21/12  
**Def Rebs**... 8 vs. Savannah St., 11/15/12  
**Blks** .....4 at NC State, 12/4/11  
**Stls** .....3, 2x, last vs. Elon, 11/9/12  
**Assts** .....2, 3x, last vs. WCU, 12/29/12  
**Min** .....42 vs. Drexel, 11/28/12

## Career – SEC Games

**Pts** .....6 vs. Tennessee, 1/3/13  
**FG** .....3 vs. Tennessee, 1/3/13  
**FGA** .....7 vs. Tennessee, 1/3/13  
**FG %**... .429 (3-7) vs. Tennessee, 1/3/13  
**FT** .....1 vs. Tennessee, 1/3/13  
**FTA** .....1 vs. Tennessee, 1/3/13  
**FT %** .....1 vs. Tennessee, 1/3/13  
**Rebs** .....5 vs. Tennessee, 1/3/13  
**Off Rebs** .....3 vs. Tennessee, 1/3/13  
**Def Rebs** .....2 vs. Tennessee, 1/3/13  
**Blks** .....  
**Stls** .....  
**Assts** .....  
**Min** .....22 vs. Tennessee, 1/3/13

## Season Highs – All Games

**Pts** .....17 vs. Stanford, 12/19  
**FG** .....7 vs. Stanford, 12/19  
**FGA** .....11 at Seton Hall, 12/2  
**FG %**... .857 (6-7), 2x, last vs. FGCU, 11/23  
**FT** .....6, 2x, last vs. SC State, 12/21  
**FTA** .....9 vs. SC State, 12/21  
**FT %**... 1.000 (3-3) vs. Sav. St., 11/15  
**Rebs** .....15 vs. Drexel, 11/28  
**Off Rebs**... 8, 2x, last vs. SC St., 12/21  
**Def Rebs**... 8 vs. Savannah St., 11/15  
**Blks** .....2 at LA Tech, 11/12  
**Stls** .....3 vs. Elon, 11/9  
**Assts** .....2, 2x, last vs. WCU, 12/29  
**Min** .....42 vs. Drexel, 11/28

## Season Highs – SEC Games

**Pts** .....6 vs. Tennessee, 1/3  
**FG** .....3 vs. Tennessee, 1/3  
**FGA** .....7 vs. Tennessee, 1/3  
**FG %**... .429 (3-7) vs. Tennessee, 1/3  
**FT** .....  
**FTA** .....1 vs. Tennessee, 1/3  
**FT %** .....  
**Rebs** .....5 vs. Tennessee, 1/3  
**Off Rebs** .....3 vs. Tennessee, 1/3  
**Def Rebs** .....2 vs. Tennessee, 1/3  
**Blks** .....  
**Stls** .....  
**Assts** .....  
**Min** .....22 vs. Tennessee, 1/3

## 2012-13 Game-by-Game Stats

Date	Opponent	GS	MIN	FG-A	3FG-A	FT-A	Reb	PF	A	TO	B	S	TP
11/9	Elon	*	25	4-6	0-0	1-2	9	1	1	2	0	3	9
11/12	at LA Tech	*	26	4-6	0-0	6-8	8	3	1	0	2	2	14
11/15	Savannah State	*	22	5-6	0-0	3-3	12	0	0	1	0	0	13
11/18	Clemson	*	25	2-4	0-0	3-5	6	2	0	3	1	1	7
11/22	vs. Hampton	*	31	6-7	0-0	4-6	11	0	1	7	0	1	16
11/23	vs. Fla. Gulf Coast	*	23	6-7	0-0	2-3	11	1	0	1	0	0	14
11/24	vs. DePaul	*	26	3-7	0-0	3-6	10	3	1	2	0	0	9
11/28	Drexel	*	42	5-7	1-1	1-3	15	1	0	2	0	0	12
12/2	at Seton Hall	*	32	5-11	0-0	4-4	10	1	0	2	0	1	14
12/9	vs. Furman	*	17	3-4	0-0	5-6	3	0	0	0	0	0	11
12/19	#1/1 Stanford	*	34	7-10	0-0	3-6	5	3	2	0	0	0	17
12/21	SC State	*	26	5-6	0-0	6-9	14	0	0	2	0	1	16
12/29	Western Carolina	*	18	3-4	0-0	2-2	6	0	2	1	0	1	8
1/3	#12/13 Tennessee	*	22	3-7	0-0	0-1	5	2	0	1	0	0	6
<b>Totals</b>		<b>14</b>	<b>369</b>	<b>61-92</b>	<b>1-1</b>	<b>43-64</b>	<b>125</b>	<b>17</b>	<b>8</b>	<b>25</b>	<b>3</b>	<b>10</b>	<b>166</b>
			<b>26.4</b>	<b>.663</b>	<b>1.00</b>	<b>.672</b>	<b>8.9</b>						<b>11.9</b>



# SANCHEON WHITE

- Has started every game this season
- Has led the team in rebounding two times (at LA Tech, Tennessee)
- Has scored in double figures two times (vs. FGCU, vs. DePaul)
- Tied for team-high honors with seven rebounds against #12/13 Tennessee (Jan. 3) to go with seven points
- Challenged for three offensive rebounds against #1/1 Stanford (Dec. 19) and scored a pull-up jumper to give team 44-42 lead with 2:33 left to play
- Hit tying 3-pointer to send Drexel game (Nov. 28) to overtime and blocked potential game-tying 3-point attempt in last 10 seconds of extra period
- Scored a career-high 11 points against Florida Gulf Coast (Nov. 23) and followed it with 10 points against DePaul the next day to help team win Paradise Jam Reef Division title

#20

**5-10 • Senior  
Guard  
Hammond, Ind.  
Central Arizona College**

## Miscellaneous Stats

	2012-13 Games	Career Games	Career Record
Double-Double	0	0	0-0
10+ Points	2	4	4-0
10+ Rebounds	0	1	0-1
Tm-High Points	0	0	0-0
Tm-High Rebs.	2	5	2-3
Tm-High Assts.	2	4	4-0

## Career Highs – All Games

Pts ..... 11 vs. FGCU, 11/23/12  
 FG ..... 5, 2x, last, vs. DePaul, 11/24/12  
 FGA ..... 11 vs. FGCU, 11/23/12  
 FG % ... .800 (4-5) at Xavier, 11/30/11  
 3FG ..... 2 vs. Kentucky, 1/15/12  
 3FGA ..... 4 at Illinois, 11/11/11  
 3FG % ... 1.000 (2-2) vs. Kentucky 1/15/12  
 FT ..... 4, 2x, last at Seton Hall, 12/2/12  
 FTA ..... 5 vs. Savannah St., 12/21/11  
 FT % ... 1.000 (4-4) at Seton Hall, 12/2/12  
 Rebs ..... 13 at Auburn, 1/19/12  
 Off Rebs ..... 6 at Auburn, 1/19/12  
 Def Rebs ..... 7 at Auburn, 1/19/12  
 Blks ..... 4 vs. Drexel, 11/28/12  
 Stls ..... 3, 3x, last vs. Furman, 12/9/12  
 Assts ... 3, 2x, last vs. Presby., 11/27/11  
 Min ..... 40 vs. Drexel, 11/28/12

## Career – SEC Games

Pts ..... 9, 2x, last vs. Kentucky, 1/15/12  
 FG ..... 4 vs. Alabama, 1/1/12  
 FGA ..... 9, 2x, last vs. Tennessee, 1/3/13  
 FG % .. 1.000 (2-2) at Arkansas, 2/9/12  
 3FG ..... 2 vs. Kentucky, 1/15/12  
 3FGA .. 2, 2x, last vs. Tennessee, 1/3/13  
 3FG % ... 1.000 (2-2) vs. Kentucky 1/15/12  
 FT ..... 2 vs. Vanderbilt, 1/5/12  
 FTA ..... 2, 2x, last vs. Tennessee, 1/3/13  
 FT % ..... 1.000 (2-2) vs. Vandy, 1/5/12  
 Rebs ..... 13 at Auburn, 1/19/12  
 Off Rebs ..... 6 at Auburn, 1/19/12  
 Def Rebs ..... 7 at Auburn, 1/19/12  
 Blks ..... 2 vs. Alabama, 1/1/12  
 Stls ..... 2, 4x, last at Auburn, 1/19/12  
 Assts ..... 2 at Vanderbilt, 1/22/12  
 Min ..... 28 vs. Tennessee, 1/3/13

## Season Highs – All Games

Pts ..... 11 vs. FGCU, 11/23  
 FG ..... 5, 2x, last vs. DePaul, 11/24  
 FGA ..... 11 vs. FGCU, 11/23  
 FG % ..... .714 (5-7) vs. DePaul, 11/24  
 3FG ..... 1, 6x, last vs. WCU, 12/29  
 3FGA ..... 3 vs. SC State, 12/21  
 3FG % ... .500 (1-2), 2x, last vs. Drexel, 11/28  
 FT ..... 4 at Seton Hall, 12/2  
 FTA ..... 4 at Seton Hall, 12/2  
 FT % .. 1.000 (4-4) at Seton Hall, 12/2  
 Rebs ..... 8 at LA Tech, 11/12  
 Off Rebs ..... 5 at LA Tech, 11/12  
 Def Rebs ..... 5 vs. Clemson, 11/18  
 Blks ..... 4 vs. Drexel, 11/28  
 Stls ..... 3, 2x, last vs. Furman, 12/9  
 Assts ..... 2, 6x, last vs. WCU, 12/29  
 Min ..... 40 vs. Drexel, 11/28

## Season Highs – SEC Games

Pts ..... 7 vs. Tennessee, 1/3  
 FG ..... 3 vs. Tennessee, 1/3  
 FGA ..... 9 vs. Tennessee, 1/3  
 FG % ..... .333 (3-9) vs. Tennessee, 1/3  
 3FG ..... 2 vs. Tennessee, 1/3  
 3FGA ..... 2 vs. Tennessee, 1/3  
 3FG % ..... 1 vs. Tennessee, 1/3  
 FT ..... 2 vs. Tennessee, 1/3  
 FTA ..... 2 vs. Tennessee, 1/3  
 FT % ..... .500 (1-2) vs. Tennessee, 1/3  
 Rebs ..... 7 vs. Tennessee, 1/3  
 Off Rebs ..... 3 vs. Tennessee, 1/3  
 Def Rebs ..... 4 vs. Tennessee, 1/3  
 Blks ..... 1 vs. Tennessee, 1/3  
 Stls ..... 28 vs. Tennessee, 1/3  
 Assts ..... 1 vs. Tennessee, 1/3  
 Min ..... 28 vs. Tennessee, 1/3

## 2012-13 Game-by-Game Stats

Date	Opponent	GS	MIN	FG-A	3FG-A	FT-A	Reb	PF	A	TO	B	S	TP
11/9	Elon	*	13	4-6	0-0	0-0	1	1	2	0	0	0	8
11/12	at LA Tech	*	33	2-7	0-1	0-0	8	2	2	1	1	2	4
11/15	Savannah State	*	20	3-7	1-2	2-2	4	2	1	0	0	0	9
11/18	Clemson	*	20	1-3	0-2	1-2	6	3	0	1	1	1	3
11/22	vs. Hampton	*	30	0-3	0-0	0-0	6	2	0	0	0	1	0
11/23	vs. Fla. Gulf Coast	*	29	5-11	1-1	0-1	5	0	2	2	0	3	11
11/24	vs. DePaul	*	35	5-7	0-1	0-1	5	2	0	1	0	1	10
11/28	Drexel	*	40	1-7	1-2	2-2	4	3	2	0	4	2	5
12/2	at Seton Hall	*	26	2-6	0-2	4-4	1	0	0	0	1	1	8
12/9	vs. Furman	*	23	1-6	0-1	0-0	2	1	2	0	2	3	2
12/19	#1/1 Stanford	*	34	2-9	1-3	0-0	3	1	0	1	1	1	5
12/21	SC State	*	17	1-6	1-3	0-0	1	3	0	2	0	0	3
12/29	Western Carolina	*	23	3-5	1-1	0-0	2	2	2	1	0	0	7
1/3	#12/13 Tennessee	*	28	3-9	0-2	1-2	7	1	1	1	0	0	7
<b>Totals</b>			<b>14</b>	<b>371</b>	<b>33-92</b>	<b>6-21</b>	<b>10-14</b>	<b>55</b>	<b>23</b>	<b>14</b>	<b>10</b>	<b>10</b>	<b>82</b>
				<b>26.5</b>	<b>.359</b>	<b>.286</b>	<b>.714</b>	<b>3.9</b>	<b>1.0</b>		<b>1.1</b>	<b>5.9</b>	



Official Basketball Box Score -- Game Totals -- Final Statistics  
**Elon vs South Carolina**  
 11/09/12 7 p.m. at Columbia, S.C./Colonial Life Arena



**Elon 44 • 0-1**

#	Player		Total		3-Ptr		Rebounds			PF	TP	A	TO	Blk	Stl	Min
			FG	FGA	FG	FGA	Off	Def	Tot							
02	EVANS, Kelsey	f	2-7	0-0	4-4	1	2	3	3	8	0	1	1	1	1	26
01	STEPHENSON, Zora	g	2-3	1-2	0-0	0	1	1	1	5	0	0	0	0	1	23
11	FORD, Ali	g	3-6	1-3	1-2	0	1	1	3	8	2	8	0	1	1	30
23	HARRIS, Kelsey	g	0-8	0-1	2-2	6	3	9	1	2	1	1	1	0	1	26
24	COFFER, Sam	g	2-6	0-1	2-2	2	3	5	2	6	0	2	0	0	0	26
05	REDMOND, Shon		5-13	0-0	0-1	2	3	5	4	10	1	7	0	1	1	22
10	HUDSON, Lauren		0-0	0-0	0-0	0	0	0	0	0	0	0	0	0	0	3
15	RAZOR, Nicole		0-1	0-0	0-0	0	0	0	0	0	0	1	0	0	0	2
21	COCHRAHAM, Shannen		1-2	0-0	1-2	2	2	4	5	3	0	0	0	0	1	14
22	FARMER, Jessica		1-3	0-0	0-0	1	1	2	3	2	0	2	1	1	2	20
32	CARTER, Autumn		0-5	0-0	0-0	0	0	0	1	0	0	0	0	0	0	8
Team						2	1	3								
Totals			16-54	2-7	10-13	16	17	33	23	44	4	22	3	7	200	
FG % 1st Half: 10-25			40.0%	2nd half: 6-29			20.7%	Game: 16-54			29.6%	Deadball Rebounds 1,1				
3FG % 1st Half: 1-2			50.0%	2nd half: 1-5			20.0%	Game: 2-7			28.6%					
FT % 1st Half: 4-4			100.0	2nd half: 6-9			66.7%	Game: 10-13			76.9%					

**South Carolina 77 • 1-0**

#	Player		Total		3-Ptr		Rebounds			PF	TP	A	TO	Blk	Stl	Min
			FG	FGA	FG	FGA	Off	Def	Tot							
21	BRUNER, Ashley	f	7-11	0-0	1-5	3	0	3	0	15	0	2	0	0	24	
24	WELCH, Aleighsa	f	4-6	0-0	1-2	5	4	9	1	9	1	2	0	3	25	
03	WALKER, Ieasia	g	5-12	0-3	3-3	3	1	4	1	13	4	1	0	3	24	
20	WHITE, Sancheon	g	4-6	0-0	0-0	0	1	1	1	8	2	0	0	0	13	
25	MITCHELL, Tiffany	g	4-6	0-1	1-2	0	2	2	1	9	3	1	0	1	23	
05	SESSIONS, Khadijah		3-7	0-1	2-3	0	0	0	1	8	0	1	0	0	10	
12	MONTOUT, Wilka		0-3	0-2	1-4	2	0	2	2	1	2	1	0	1	18	
15	DAVIS, Tiffany		2-4	0-1	2-2	1	2	3	1	6	3	2	0	5	20	
31	DOZIER, Asia		0-8	0-6	4-7	4	6	10	4	4	0	2	1	0	26	
33	IBIAM, Elem		2-7	0-0	0-2	6	5	11	0	4	0	3	2	1	17	
Team						5	3	8								
Totals				31-70	0-14	15-30	29	24	53	12	77	15	15	3	14	200
FG % 1st Half: 17-30			56.7%	2nd half: 14-40		35.0%	Game: 31-70		44.3%	Deadball Rebounds 7						
3FG % 1st Half: 0-3			0.0%	2nd half: 0-11		0.0%	Game: 0-14		0.0%							
FT % 1st Half: 7-13			53.8%	2nd half: 8-17		47.1%	Game: 15-30		50.0%							

Officials: Kelly Johnson, Ed Sidlasky, Kim Thebo  
 Technical fouls: Elon-None. South Carolina-None.  
 Attendance: 2912

Score by periods	1st	2nd	Total
Elon	25	19	44
South Carolina	41	36	77

Last FG - ELON 2nd-05:13, SC 2nd-01:11.  
 Largest lead - ELON None, SC by 33 2nd-01:11.

Score tied - 0 times.  
 Lead changed - 0 times.



Official Basketball Box Score -- Game Totals -- Final Statistics  
**South Carolina vs Louisiana Tech**  
 11/12/12 7 p.m. at Thomas Assembly Center Ruston, La.



**South Carolina 82 • 2-0, 0-0 SEC**

#	Player		Total		3-Ptr		Rebounds			PF	TP	A TO Blk Stl				Min
			FG	FGA	FG	FGA	Off	Def	Tot			A	TO	Blk	Stl	
02	WALKER, Teasia	*	3-10	3-6	1-2	1	2	3	2	10	8	1	1	2	35	
20	WHITE, Sancheon	*	2-7	0-1	0-0	5	3	8	2	4	2	1	1	2	33	
21	BRUNER, Ashley	*	8-10	0-0	1-3	0	2	2	3	17	3	0	0	0	22	
24	WELCH, Aleighsa	*	4-6	0-0	6-8	4	4	8	3	14	1	0	2	2	26	
25	MITCHELL, Tiffany	*	5-11	0-2	3-4	2	6	8	2	13	0	2	0	0	25	
05	SESSIONS, Khadijah		1-1	0-0	1-2	1	0	1	0	3	1	1	0	1	8	
12	MONTOUT, Wilka		4-10	1-2	3-4	1	2	3	3	12	0	1	0	0	23	
15	DAVIS, Tiffany		1-1	1-1	1-2	0	1	1	0	4	0	0	0	0	6	
31	DOZIER, Asia		2-5	1-4	0-0	1	1	2	2	5	5	0	0	2	22	
Team						0	6	6			1					
Totals				30-61	6-16	16-25	15	27	42	17	82	20	7	4	9	200
FG % 1st Half: 14-33			42.4%	2nd half: 16-28			57.1%	Game: 30-61			49.2%	Deadball Rebounds				
3FG % 1st Half: 4-9			44.4%	2nd half: 2-7			28.6%	Game: 6-16			37.5%	4				
FT % 1st Half: 8-12			66.7%	2nd half: 8-13			61.5%	Game: 16-25			64.0%					

**Louisiana Tech 58 • 0-2, 0-0 WAC**

#	Player	*	Total		3-Ptr		Rebounds			PF	TP	A TO Blk Stl				Min
			FG-FGA	FG-FGA	FT-FTA	Off	Def	Tot	A			TO	Blk	Stl		
01	Borum, Janay	*	2-6	0-0	0-0	0	1	1	2	4	5	4	0	1	20	
02	Frazier, Whitney	*	1-7	0-1	1-2	0	2	2	4	3	0	1	0	1	23	
04	Vucinic, Jelena	*	0-2	0-1	0-0	0	0	0	1	0	0	0	0	0	17	
10	Lewis, Brittany	*	3-5	1-1	3-4	2	3	5	0	10	0	0	0	0	21	
23	Perry, Lulu	*	6-14	2-7	2-4	0	2	2	0	16	3	2	0	0	38	
00	Hayes, Courtney		2-4	0-1	0-0	1	4	5	3	4	2	0	0	0	13	
03	Bryant, Jasmine		3-6	0-0	4-4	2	2	4	4	10	0	1	0	0	19	
15	Jefferson, Brittney		0-3	0-0	2-6	0	3	3	2	2	0	0	0	1	26	
21	Andrews, Kanedria		0-0	0-0	0-0	0	0	0	0	2	0	1	0	0	6	
30	Anderson, Tavasha		3-4	0-0	3-4	1	0	1	1	9	1	2	0	0	15	
33	Langston, Savanna		0-0	0-0	0-0	0	0	0	0	0	1	0	0	0	2	
Team						0	4	4			1					
Totals				20-51	3-11	15-24	6	21	27	19	58	12	12	0	3	200
FG % 1st Half: 10-25			40.0%	2nd half: 10-26			38.5%	Game: 20-51			39.2%	Deadball Rebounds				
3FG % 1st Half: 1-4			25.0%	2nd half: 2-7			28.6%	Game: 3-11			27.3%	7				
FT % 1st Half: 6-10			60.0%	2nd half: 9-14			64.3%	Game: 15-24			62.5%					

Officials: Marlon Ramsey, John Fletcher, Kyle Bacon  
 Technical fouls: South Carolina-None. Louisiana Tech-None.  
 Attendance: 2160

Score by periods	1st	2nd	Total
South Carolina	40	42	82
Louisiana Tech	27	31	58

Last FG - SC 2nd-00:56, LATECH 2nd-01:14.  
 Largest lead - SC by 24 2nd-00:56, LATECH by 1 1st-19:25.

Score tied - 2 times.  
 Lead changed - 1 time.



Official Basketball Box Score -- Game Totals -- Final Statistics  
**Savannah State vs South Carolina**  
 11/15/12 7 p.m. at Columbia, S.C./Colonial Life Arena



**Savannah State 47 • 1-1**

#	Player		Total		3-Ptr		Rebounds			PF	TP	A TO Blk Stl				Min	
			FG	FGA	FG	FGA	FT	FTA	Off			Def	Tot	A	TO		Blk
14	HOGUE, Erin	f	3-9	0-0	3-7	3	4	7	2	9	1	1	0	1	32		
24	GREENE, Charmaine	f	1-3	0-0	0-0	2	1	3	3	2	0	1	1	1	14		
04	NORMAN, Jasmine	g	4-7	1-2	0-0	1	1	2	1	9	1	1	1	1	19		
23	KALLU, Ezinne	g	4-13	0-1	2-5	1	2	3	3	10	3	3	0	1	37		
35	THOMAS, Andrietta	g	4-10	0-0	4-4	1	2	3	1	12	1	2	0	0	27		
05	UBA, Blessing		0-2	0-1	0-0	1	0	1	1	0	0	1	0	0	15		
11	CUK, Smiljana		0-0	0-0	0-0	0	1	1	0	0	0	0	0	0	4		
13	THOMAS, Jasmine		0-0	0-0	0-0	0	1	1	0	0	0	1	0	0	11		
15	WILLIAMS, Jerryshia		0-1	0-0	0-0	0	1	1	0	0	0	0	0	0	11		
21	KIRKLAND, Jasmine		0-0	0-0	0-0	0	1	1	0	0	0	1	0	1	7		
22	TAYLOR, Alexandria		2-2	1-1	0-0	0	0	0	2	5	2	1	2	0	9		
55	FRAZIER, Chantrell		0-3	0-0	0-0	0	0	0	0	0	0	0	1	1	14		
Team							1	2	3								
Totals					18-50	2-5	9-16	10	16	26	13	47	8	12	5	6	200
FG % 1st Half: 7-24			29.2%	2nd half: 11-26	42.3%	Game: 18-50			36.0%	Deadball Rebounds 4							
3FG % 1st Half: 0-3			0.0%	2nd half: 2-2	100.0	Game: 2-5			40.0%								
FT % 1st Half: 6-10			60.0%	2nd half: 3-6	50.0%	Game: 9-16			56.3%								





Official Basketball Box Score -- Game Totals -- Final Statistics  
**Hampton vs South Carolina**  
11/22/12 2:15 p.m.AST at St. Thomas, U.S. Virgin Islands



**Hampton 34 • 4-1**

#	Player		Total		3-Ptr		Rebounds			PF	TP	A	TO	Blk	Stl	Min
			FG-FGA	FG-FGA	FT-FTA	Off	Def	Tot								
13	AVANT, Keiara	f	1-9	0-1	6-6	2	1	3	4	8	0	3	0	1	35	
21	BENNETT, Alyssa	f	5-20	1-4	2-6	1	7	8	3	13	0	6	0	2	40	
33	WARD, Brielle	f	0-1	0-0	0-0	0	1	1	3	0	0	1	0	0	7	
01	COLE, Kenia	g	0-1	0-0	2-2	0	4	4	1	0	2	1	0	3	26	
02	HAMILTON, Nicole	g	2-15	0-5	2-2	1	2	3	2	6	3	3	1	3	40	
11	PHELPS, Ariel	g	1-1	0-0	0-0	0	1	1	2	2	0	1	0	2	16	
15	JORDAN, Ryan	g	0-2	0-0	0-0	0	0	0	2	0	0	0	0	0	4	
23	GUILFORD, JoNiquia	g	0-0	0-0	0-0	0	1	1	0	0	0	0	0	2	5	
24	ALLEN, Olivia	g	2-6	1-2	0-0	0	2	2	2	5	0	0	0	0	14	
25	BRUNSON, Delia	g	0-0	0-0	0-0	0	0	0	2	0	1	0	0	0	6	
42	AUDAIN, Brascia	g	0-2	0-0	0-0	1	1	2	1	0	0	0	0	0	7	
Team						5	2	7								
Totals			11-57	2-12	10-16	10	22	32	22	34	6	15	1	13	200	
FG % 1st Half: 5-24		20.8%	2nd half: 6-33		18.2%	Game: 11-57		19.3%							Deadball	
3FG % 1st Half: 1-4		25.0%	2nd half: 1-8		12.5%	Game: 2-12		16.7%							Rebounds	
FT % 1st Half: 2-4		50.0%	2nd half: 8-12		66.7%	Game: 10-16		62.5%							3,1	

**South Carolina 45 • 5-0**

#	Player	Total		3-Ptr	Rebounds			PF	TP	A TO Blk Stl				Min	
		FG-FGA	FG-FGA	FT-FTA	Off	Def	Total								
21	BRUNER, Ashley	f	2-6	0-0	1-9	4	8	12	2	5	2	5	0	1	28
24	WELCH, Aleighsa	f	6-7	0-0	4-6	6	5	11	0	16	1	7	0	1	31
25	MITCHELL, Tiffany	f	2-9	1-3	2-4	0	8	8	3	7	2	4	0	1	27
02	WALKER, Ieasia	g	2-7	2-5	0-0	0	2	2	1	6	1	5	0	0	34
20	WHITE, Sancheon	g	0-3	0-0	0-0	2	4	6	2	0	0	0	0	1	30
05	SESSIONS, Khadijah	g	1-2	0-0	0-0	0	1	1	0	2	1	3	0	0	9
12	MONTOUT, Wilka	g	1-3	1-1	0-0	1	1	2	0	3	0	2	0	1	14
31	DOZIER, Asia	g	1-8	1-4	2-2	0	3	3	3	5	0	2	0	0	19
33	IBIAM, Elem	g	0-1	0-0	1-2	0	5	5	1	1	0	0	1	0	8
Team						5	2	7							
Totals			15-46	5-13	10-27	18	39	57	12	45	7	29	1	5	200
FG % 1st Half: 7-27		25.9%	2nd half: 8-19		42.1%	Game: 15-46		32.6%	Deadball						
3FG % 1st Half: 3-6		50.0%	2nd half: 2-7		28.6%	Game: 5-13		38.5%	Rebounds						
FT % 1st Half: 2-4		50.0%	2nd half: 8-23		34.8%	Game: 10-27		37.0%	7						

Officials: Dee Kanter, Bryan Brunette, Geraldine Smith  
Technical fouls: Hampton-None. South Carolina-None.  
Attendance: 2012 Ezybonds Global Payments Paradise Jam Women's Basketball Tournament  
Presented by Basketball Travelers

Score by periods	1st	2nd	Total
Hampton	13	21	34
South Carolina	19	26	45

Last FG - HAM 2nd-01:40, SC 2nd-02:08.  
Largest lead - HAM None, SC by 15 2nd-11:30.

Score tied - 0 times.  
Lead changed - 0 times.



Official Basketball Box Score -- Game Totals -- Final Statistics  
**South Carolina vs Florida Gulf Coast**  
11/23/12 4:30 p.m.AST at St. Thomas, U.S. Virgin Islands



**South Carolina 65 • 6-0**

#	Player	Total		3-Ptr		Rebounds			PF	TP					Min
		FG-FA	FG-FGA	FT-FTA	Off	Def	Tot	A			TO	Blk	Stl		
21	BRUNER, Ashley	f	7-12	0-1	1-3	3	1	4	2	15	1	3	0	1	27
24	WELCH, Aleighsa	f	6-7	0-0	2-3	6	5	11	1	14	0	1	0	0	23
02	WALKER, Ieasia	g	2-6	2-5	0-0	0	1	1	0	6	2	2	0	0	25
20	WHITE, Sancheon	g	5-11	1-1	0-1	3	2	5	0	11	2	2	0	3	29
25	MITCHELL, Tiffany	g	3-7	0-0	2-2	5	6	11	1	8	3	3	0	1	28
05	SESSIONS, Khadijah		2-5	1-3	0-0	1	0	1	2	5	2	1	0	1	21
12	MONTOUT, Wilka		1-4	0-0	0-0	3	2	5	3	2	1	1	0	0	16
33	DOZIER, Asia		1-6	0-5	0-0	1	0	1	5	2	1	2	0	0	16
33	IBIAM, Elem		0-3	0-0	2-4	1	3	4	0	2	0	0	0	0	15
Team						1	2	3							
Totals			27-61	4-15	7-13	24	22	46	14	65	12	15	0	6	200
FG % 1st Half: 14-29		48.3%	2nd half: 13-32		40.6%	Game: 27-61		44.3%							Deadball Rebounds 2,2
3FG % 1st Half: 3-9		33.3%	2nd half: 1-6		16.7%	Game: 4-15		26.7%							
FT % 1st Half: 1-3		33.3%	2nd half: 6-10		60.0%	Game: 7-13		53.8%							

**Florida Gulf Coast 46 • 2-3**

#	Player		Total		3-Ptr		Rebounds			PF	TP	A TO Blk Stl				Min
			FG-FGA	FG-FGA	FT-FTA	Off	Def	Tot								
03	MEADOR, Katie	f	1-1	0-0	0-0	3	0	3	5	2	1	2	0	0	24	
02	GRADINIAN, Taylor	g	1-5	1-3	1-2	0	3	3	1	4	0	2	0	0	21	
05	HANSEN, Sarah	g	7-12	1-4	3-4	3	3	6	2	18	3	0	0	1	29	
23	ADAMS, Betsy	g	0-6	0-6	0-0	0	1	1	3	0	2	4	0	2	36	
30	IAMSTRONG, Joyce	g	2-7	2-6	0-0	0	2	2	5	6	0	3	0	2	25	
04	MURRELL, Bethany	g	0-1	0-1	0-0	1	0	1	1	0	0	0	0	0	6	
11	MOORE, Amanda	g	1-1	1-1	2-2	0	0	0	1	5	0	1	0	1	12	
12	HAAS, Stephanie	g	0-1	0-1	0-0	0	0	0	0	0	1	2	0	0	10	
13	CHATZIGIAKOUMI,Anth	g	2-6	2-6	0-0	0	1	1	1	6	2	1	1	0	17	
21	GLUESING, Jaime	g	2-4	0-1	1-3	0	1	1	0	5	0	1	1	0	20	
Team						1	1	2								
Totals			16-44	7-29	7-11	8	12	20	19	46	9	16	2	6	200	
FG % 1st Half: 10-23		43.5%	2nd half: 6-21		28.6%	Game: 16-44		36.4%	Deadball Rebounds							
3FG % 1st Half: 5-16		31.3%	2nd half: 2-13		15.4%	Game: 7-29		24.1%								
FT % 1st Half: 1-2		50.0%	2nd half: 6-9		66.7%	Game: 7-11		63.6%								

Officials: Bryan Brunette, Geraldine Smith, Sue Blanch  
Technical fouls: South Carolina-None. Florida Gulf Coast-None.  
Attendance: 486  
2012 Ezybonds Global Payments Paradise Jam Women's Basketball Tournament  
Presented by Basketball Travelers  
REEF DIVISION

Score by periods	1st	2nd	Total
South Carolina	32	33	65
Florida Gulf Coast	26	20	46

Last FG - SC 2nd-00:41, FGCU 2nd-00:30.  
Largest lead - SC by 22 2nd-00:41, FGCU None.

Score tied - 0 times.  
Lead changed - 0 times.



Official Basketball Box Score -- Game Totals -- Final Statistics  
**DePaul vs South Carolina**  
11/24/12 4:30 p.m.AST at St. Thomas, U.S. Virgin Islands



**DePaul 46 • 5-2**

#	Player	Total		3-Ptr	Rebounds			PF	TP	A	TO	Blk	Stl	Min
		FG-FGA	FG-FGA	FT-FTA	Off	Def	Tot							
31	PENNY, Jasmine	f	3-11	1-1	0-0	2	2	4	4	7	0	0	0	30
51	HARRY, Katherine	f	5-11	0-2	0-0	2	3	5	3	10	2	2	0	31
12	HRYNKO, Brittany	g	1-13	1-8	1-2	2	2	4	3	4	6	5	0	1 38
13	JENKINS, Chanise	g	3-10	0-3	0-0	1	3	4	5	6	2	2	0	0 28
21	ROGOWSKI, Megan	g	5-11	2-4	1-2	4	4	8	1	13	0	1	0	3 34
20	REYNOLDS, Kelsey		0-2	0-0	0-0	0	0	0	2	0	2	0	0	1 22
22	SCHULTE, Brooke		0-0	0-0	0-0	0	1	1	1	0	0	0	0	0 1
44	HARVEY-CARR, Brandi		1-4	0-0	0-0	1	0	1	1	2	0	0	0	1 9
54	SMITH, KELSEY		1-2	0-0	2-2	0	0	0	1	4	0	0	0	0 7
Team						1	3	4				1		
Totals			19-64	4-18	4-6	13	18	31	21	46	12	11	0	6 200
FG % 1st Half: 9-30		30.0%	2nd half: 10-34		29.4%	Game: 19-64		29.7%						
3FG % 1st Half: 2-8		25.0%	2nd half: 2-10		20.0%	Game: 4-18		22.2%						
FT % 1st Half: 1-2		50.0%	2nd half: 3-4		75.0%	Game: 4-6		66.7%					Deadball Rebounds 2,3	

**South Carolina 55 • 7-0**

#
---



Official Basketball Box Score -- Game Totals -- Final Statistics  
**#-/24 South Carolina vs Seton Hall**  
 12/2/12 2:00 PM at South Orange, N.J. (Walsh Gymnasium)



**#-/24 South Carolina 55 • 9-0**

#	Player		Total		3-Ptr		Rebounds			PF	TP	A TO Blk Stl				Min
			FG-FGA	FG-FGA	FT-FTA	Off	Def	Tot								
21	BRUNER, Ashley	f	4-8	0-1	1-4	3	4	7	1	9	2	3	0	5	30	
24	WELCH, Aleighsa	f	5-11	0-0	4-4	7	3	10	1	14	0	2	0	1	32	
02	WALKER, Ieasia	g	2-7	2-5	0-3	1	2	3	2	6	1	4	1	1	36	
20	WHITE, Sancheon	g	2-6	0-2	4-4	1	0	1	0	8	0	0	1	1	26	
25	MITCHELL, Tiffany	g	4-7	2-2	3-9	3	8	11	3	13	1	4	0	1	28	
05	SESSIONS, Khadijah		1-5	0-2	1-3	1	0	1	0	3	1	0	0	2	15	
12	MONTOUT, Wilka		1-4	0-1	0-1	1	0	1	0	2	0	0	0	0	11	
31	DOZIER, Asia		0-1	0-0	0-0	0	1	1	0	0	0	0	0	0	10	
33	IBIAM, Elem		0-4	0-0	0-0	0	1	1	1	0	0	0	1	0	12	
	Team					0	2	2				1				
	Totals		19-53	4-13	13-28	17	21	38	8	55	5	14	3	11	200	

FG % 1st Half: 10-31 32.3% 2nd half: 9-22 40.9% Game: 19-53 35.8% Deadball Rebounds 9,2  
 3FG % 1st Half: 1-7 14.3% 2nd half: 3-6 50.0% Game: 4-13 30.8%  
 FT % 1st Half: 3-9 33.3% 2nd half: 10-19 52.6% Game: 13-28 46.4%

**Seton Hall 42 • 3-5**

#	Player		Total		3-Ptr		Rebounds			PF	TP	A TO Blk Stl				Min
			FG-FGA	FG-FGA	FT-FTA	Off	Def	Tot								
13	MASEKO, Alexandra	f	4-6	0-0	0-0	0	0	0	4	8	1	2	0	1	22	
44	JOHNSON, Janee	f	3-8	0-0	0-0	2	7	9	2	6	0	2	2	1	35	
02	MORRIS, Brittany	g	4-11	2-4	0-0	0	5	5	3	10	2	2	0	1	38	
05	BROWN, Alexis	g	3-5	0-0	1-2	0	1	1	5	7	3	5	0	3	28	
11	SIMMONS, Ka-Deidre	g	3-7	1-1	0-0	0	1	1	1	7	5	4	0	4	39	
01	RICHARDSON-SMITH,		0-4	0-1	0-0	0	1	1	0	0	0	1	2	0	8	
03	EKEDIGWE, Chizoba		0-1	0-0	0-0	1	1	2	5	0	0	2	1	0	10	
15	WEBB, Brittany		0-0	0-0	0-0	0	1	1	2	0	0	1	0	1	5	
22	GREEN, Terry		1-3	1-2	0-0	0	3	3	1	3	0	0	0	0	9	
55	JONES, Breanna		0-0	0-0	1-2	0	0	0	0	1	0	0	0	0	6	
Team						0	3	3				1				

FG % 1st Half: 10-21 47.6% 2nd half: 8-24 33.3% Game: 18-45 40.0% Deadball Rebounds 3  
 3FG % 1st Half: 1-2 50.0% 2nd half: 3-6 50.0% Game: 4-8 50.0%  
 FT % 1st Half: 1-2 50.0% 2nd half: 1-2 50.0% Game: 2-4 50.0%

Officials: Denise Brooks, Amy Bonner, Ed Sidlasky  
 Technical fouls: #-/24 South Carolina-None. Seton Hall-TEAM.  
 Attendance: 432  
 Unsporting Technical Foul on SHU HC Anne Donovan with 9:01 remaining in 2nd half.

Score by periods	1st	2nd	Total
#-/24 South Carolina	24	31	55
Seton Hall	22	20	42

Last FG - SC 2nd-00:31, SHU 2nd-01:07.  
 Largest lead - SC by 16 2nd-04:04, SHU by 6 1st-05:14.  
 Score tied - 2 times.  
 Lead changed - 5 times.



Official Basketball Box Score -- Game Totals -- Final Statistics  
**#1/1 Stanford vs #21/17 South Carolina**  
 12/19/12 7:40 p.m. at Columbia, S.C./Colonial Life Arena



**#1/1 Stanford 53 • 10-0**

#	Player		Total	3-Ptr	Rebounds					PF	TP	A TO Blk Stl				Min
			FG-FGA	FG-FGA	FT-FTA	Off	Def	Tot	A			TO	Blk	Stl		
03	Ruef, Mikaela	f	2-3	0-0	0-0	0	6	6	3	4	0	1	0	0	22	
13	Ogwumike, Chiney	f	8-16	0-0	5-7	2	13	15	3	21	0	4	4	0	40	
44	Tinkle, Joslyn	f	0-1	0-0	0-0	1	6	7	3	0	1	2	7	1	36	
31	Kokenis, Toni	g	4-13	0-1	7-7	0	1	1	4	15	0	3	0	1	35	
33	Orange, Amber	g	5-11	0-0	1-1	1	3	4	1	11	3	7	0	2	37	
04	Greenfield, Taylor		0-1	0-1	0-0	0	0	0	0	0	0	0	0	0	11	
23	Camp, Jasmine		0-0	0-0	0-0	0	0	0	0	0	0	1	0	0	3	
25	Payne, Erica		0-0	0-0	0-0	0	0	0	0	0	0	0	0	0	3	
41	Samuelson, Bonnie		0-2	0-2	2-2	1	2	3	1	2	0	0	0	0	13	
	Team					4	2	6								
Totals			19-47	0-4	15-17	9	33	42	15	53	4	18	11	4	200	

FG % 1st Half: 9-23 39.1% 2nd half: 10-24 41.7% Game: 19-47 40.4% Deadball Rebounds 1,1  
 3FG % 1st Half: 0-3 0.0% 2nd half: 0-1 0.0% Game: 0-4 0.0%  
 FT % 1st Half: 6-8 75.0% 2nd half: 9-9 100.0% Game: 15-17 88.2%

**#21/17 South Carolina 49 • 10-1**

#	Player		Total		3-Ptr		Rebounds			PF	TP	A	TO	Blk	Stl	Min
			FG-FGA	FG-FGA	FT-FTA	Off	Def	Tot								
21	BRUNER, Ashley	f	1-9	0-0	3-4	2	6	8	3	5	1	2	0	0	2	35
24	WELCH, Aleighsa	f	7-10	0-0	3-6	1	4	5	3	17	2	0	0	0	0	34
02	WALKER, Ieasia	g	5-15	2-5	3-4	1	2	3	4	15	3	0	0	0	4	35
20	WHITE, Sancheon	g	2-9	1-3	0-0	3	0	3	1	5	0	1	1	1	1	34
25	MITCHELL, Tiffany	g	1-13	0-3	0-0	2	3	5	3	2	0	3	1	2	1	34
05	SESSIONS, Khadijah		0-1	0-1	0-0	0	0	0	1	0	0	0	0	0	0	9
12	MONTOUT, Wilka		0-0	0-0	0-0	0	0	0	2	0	0	0	0	0	0	3
31	DOZIER, Asia		2-4	1-3	0-0	0	0	0	1	5	0	0	0	0	0	8
33	IBIAM, Elem		0-2	0-0	0-0	2	1	3	1	0	0	1	0	1	1	8
	Team					2	2	4								
Totals			18-63	4-15	9-14	13	18	31	19	49	6	7	2	10	200	

FG % 1st Half: 8-33 24.2% 2nd half: 10-30 33.3% Game: 18-63 28.6% Deadball Rebounds 3,2  
 3FG % 1st Half: 1-4 25.0% 2nd half: 3-11 27.3% Game: 4-15 26.7%  
 FT % 1st Half: 2-3 66.7% 2nd half: 7-11 63.6% Game: 9-14 64.3%

Officials: Lisa Mattingly, Tina Napier, Michael Price  
 Technical fouls: #1/1 Stanford-None. #21/17 South Carolina-None.  
 Attendance: 8118

Score by periods	1st	2nd	Total
#1/1 Stanford	24	29	53
#21/17 South Carolina	19	30	49

Last FG - STAN 2nd-00:53, SC 2nd-00:03.  
 Largest lead - STAN by 7 1st-09:15, SC by 2 2nd-04:32.  
 Score tied - 5 times.  
 Lead changed - 6 times.



Official Basketball Box Score -- Game Totals -- Final Statistics  
**Furman vs #-/21 South Carolina**  
 12/9/12 3 p.m. at Columbia, S.C./Colonial Life Arena



**Furman 35 • 3-5**

#	Player		Total		3-Ptr		Rebounds			PF	TP	A	TO	Blk	Stl	Min
			FG-FGA	FG-FGA	FT-FTA	Off	Def	Tot								
21	WILKINS, Holli	f	1-6	0-0	2-2	0	2	2	4	4	0	3	0	0	27	
33	GRISWOLD, Teshia	f	2-9	1-5	4-4	2	2	4	0	9	1	0	0	0	38	
03	NORWOOD, Erica	g	2-10	0-1	0-0	0	4	4	4	4	1	6	0	0	24	
15	BRYAN, Savonia	g	0-2	0-0	0-0	0	4	4	2	0	0	2	0	0	20	
31	HODGES, Brittany	g	3-6	0-0	4-4	3	4	7	4	10	0	3	1	0	38	
11	REIMER, Courtney		0-0	0-0	0-0	0	0	0	0	0	0	0	1	0	2	
12	ELLIS, Kelsey		0-1	0-0	0-0	0	1	1	0	0	0	0	0	0	9	
14	MURPHY, Kaitlin		2-7	1-2	0-0	1	1	2	1	5	0	5	0	0	21	
20	THOMPSON, Raegan		1-4	1-2	0-0	0	1	1	0	3	0	1	0	0	12	
23	PETERSON, Alexis		0-1	0-0	0-0	1	2	3	0	0	0	2	0	0	7	
42	GOODWIN, Shianne		0-0	0-0	0-0	0	0	0	0	0	0	0	0	0	2	

FG % 1st Half: 5-22 22.7% 2nd half: 6-24 25.0% Game: 11-46 23.9% Deadball Rebounds 0  
 3FG % 1st Half: 0-3 0.0% 2nd half: 3-7 42.9% Game: 3-10 30.0%  
 FT % 1st Half: 10-10 100.0 2nd half: 0-0 0.0% Game: 10-10 100.0

**#-/21 South Carolina 69 • 10-0**

PT % 1st half: 10-10 100.0 2nd half: 0-0 0.0% Game: 10-10 100.0																
#-21 South Carolina 69 - 10-0																
##	Player		Total		3-Ptr		Rebounds			PF	TP	A	TO	Blk	Stl	Min
			FG-FGA	FG-FGA	FT-FTA	Off	Def	Tot								
21	BRUNER, Ashley	f	1-6	0-0	0-0	4	1	5	2	2	1	2	2	1	21	
24	WELCH, Aleighsa	f	3-4	0-0	5-6	2	1	3	0	11	0	1	0	0	17	
02	WALKER, Ieasia	g	4-10	0-3	1-1	1	2	3	1	9	1	1	0	5	21	
20	WHITE, Sancheon	g	1-6	0-1	0-0	1	1	2	1	2	2	0	2	3	23	
25	MITCHELL, Tiffany	g	8-13	0-1	0-2	2	2	4	1	16	1	2	0	5	29	
05	SESSIONS, Khadijah		2-5	0-3	3-4	0	2	2	1	7	2	1	1	1	23	
12	MONTOUT, Wilka		4-9	0-2	2-2	2	1	3	1	10	1	0	2	0	23	
31	DOZIER, Asia		1-5	1-5	1-2	0	2	2	2	4	0	0	1	0	21	
33	IBIAM, Elem		4-8	0-0	0-2	3	6	9	2	8	1	1	1	0	22	



Official Basketball Box Score -- Game Totals -- Final Statistics  
**Western Carolina vs #19/16 South Carolina**  
 12/29/12 7 p.m. at Columbia, S.C./Colonial Life Arena



**Western Carolina 44 • 3-8**

#	Player	Total		3-Ptr		Rebounds			PF	TP	A TO Blk			Stl	Min
		FG	FGA	FG	FGA	FT	FTA	Off Def Tot			A	TO	Blk		
11	HUNNICUTT, Diamond	f	1-3	0-0	1-2	0	1	1	0	3	0	3	0	0	18
21	ABRAHAM, Alex	f	1-3	0-0	0-0	1	3	4	3	2	2	1	0	1	26
34	TERRY, Shauna	f	2-6	0-0	1-1	1	1	2	4	5	0	1	0	1	15
03	HADEN, Hana	g	1-2	1-1	0-0	0	0	0	0	3	2	1	0	0	23
20	LANE, Ali	g	1-5	0-0	0-0	3	3	6	2	2	1	5	0	0	25
05	MCKINNEY, Janae'		1-4	0-0	0-0	0	1	1	0	2	0	1	0	1	16
14	THACKER, Nancy		0-0	0-0	0-0	0	0	0	0	0	0	0	0	0	2
15	SIMPSON, Lindsay		4-7	1-3	0-1	2	0	2	1	9	0	1	0	1	16
23	WAKAMA, Rena		2-8	0-1	0-0	2	3	5	0	4	1	2	0	0	14
25	JOSEPH, Erika		1-2	0-0	0-0	1	0	1	1	2	0	0	0	0	8
32	CAMPBELL, Makensey		3-3	1-1	2-2	0	0	0	2	9	0	0	0	0	13
33	LYON, Kristen		0-1	0-0	1-2	0	0	0	1	1	2	0	0	0	9
35	BURLESON, Lindsey		0-0	0-0	0-0	0	1	1	0	0	0	0	0	0	2
43	STEWART, Melanie		1-2	0-0	0-0	0	1	1	2	2	0	3	2	0	13
Team						2	3	5			2				
Totals			18-46	3-6	5-8	12	17	29	16	44	8	20	2	4	200

FG % 1st Half: 8-19 42.1% 2nd half: 10-27 37.0% Game: 18-46 39.1% Deadball  
 3FG % 1st Half: 1-2 50.0% 2nd half: 2-4 50.0% Game: 3-6 50.0% Rebounds  
 FT % 1st Half: 1-2 50.0% 2nd half: 4-6 66.7% Game: 5-8 62.5% 1

**#19/16 South Carolina 66 • 12-1**

#	Player	Total		3-Ptr		Rebounds			PF	TP	A TO Blk			Stl	Min
		FG	FGA	FG	FGA	FT	FTA	Off Def Tot			A	TO	Blk		
21	BRUNER, Ashley	f	2-8	0-1	0-2	2	3	5	0	4	2	1	1	2	29
24	WELCH, Aleighsa	f	3-4	0-0	2-2	3	3	6	0	8	2	1	0	1	18
02	WALKER, Ieasia	g	3-5	1-1	2-3	0	1	1	3	9	4	1	0	5	28
20	WHITE, Sancheon	g	3-5	1-1	0-0	1	1	2	2	7	2	1	0	0	23
25	MITCHELL, Tiffany	g	5-6	2-2	0-3	2	0	2	4	12	1	2	0	0	23
05	SESSIONS, Khadijah		3-6	1-2	0-0	1	1	2	0	7	2	2	1	0	18
12	MONTOUT, Wilka		3-8	0-1	0-0	1	1	2	0	6	0	0	0	0	19
31	DOZIER, Asia		2-6	1-1	0-3	1	1	2	1	5	1	2	1	1	17
33	IBIAM, Elem		4-8	0-0	0-1	5	4	9	2	8	1	0	5	1	25
Team						1	1	2							
Totals			28-56	6-9	4-14	17	16	33	12	66	15	10	8	10	200

FG % 1st Half: 13-31 41.9% 2nd half: 15-25 60.0% Game: 28-56 50.0% Deadball  
 3FG % 1st Half: 2-4 50.0% 2nd half: 4-5 80.0% Game: 6-9 66.7% Rebounds  
 FT % 1st Half: 1-7 14.3% 2nd half: 3-7 42.9% Game: 4-14 28.6% 4,2

Officials: Nanette Sisk, Ed Sidlasky, Dawn Marsh  
 Technical fouls: Western Carolina-None. #19/16 South Carolina-None.  
 Attendance: 3248

Score by periods	1st	2nd	Total
Western Carolina	18	26	44
#19/16 South Carolina	29	37	66

Last FG - WCU 2nd-00:05, SC 2nd-01:51.  
 Largest lead - WCU None, SC by 28 2nd-01:51.

Points	In	Off	2nd	Fast	Bench
WCU	12	9	9	3	29
SC	30	21	15	8	26

Score tied - 0 times.  
 Lead changed - 0 times.



Official Basketball Box Score -- Game Totals -- Final Statistics  
**#12/13 Tennessee vs #18/15 South Carolina**  
 01/03/13 9 p.m. at Columbia, S.C./Colonial Life Arena



**#12/13 Tennessee 73 • 10-3, 1-0 SEC**

#	Player	Total		3-Ptr		Rebounds			PF	TP	A TO Blk			Stl	Min
		FG	FGA	FG	FGA	FT	FTA	Off Def Tot			A	TO	Blk		
12	Graves, Bashaara	f	2-6	0-0	5-6	1	7	8	4	9	1	3	0	1	34
13	Spani, Taber	f	7-11	4-5	0-0	2	4	6	2	18	0	0	2	0	36
20	Harrison, Isabelle	c	9-12	0-0	0-0	2	12	14	1	18	1	3	7	2	35
05	Massengale, Ariel	g	4-8	2-3	3-4	0	0	0	1	13	3	1	0	0	31
10	Simmons, Meighan	g	4-14	0-3	2-2	0	3	3	2	10	4	2	1	0	35
01	Phillips, Jasmine		0-1	0-0	1-2	1	0	1	0	1	0	2	0	0	2
02	Jones, Jasmine		0-1	0-0	0-0	1	0	1	1	0	0	1	0	0	8
04	Williams, Kamiko		2-2	0-0	0-0	1	3	4	1	4	1	0	1	1	16
21	Moore, Nia		0-1	0-0	0-0	1	0	1	1	0	0	0	0	0	3
Team						1	0	1							
Totals			28-56	6-11	11-14	10	29	39	13	73	10	12	11	4	200

FG % 1st Half: 12-22 54.5% 2nd half: 16-34 47.1% Game: 28-56 50.0% Deadball  
 3FG % 1st Half: 3-4 75.0% 2nd half: 3-7 42.9% Game: 6-11 54.5% Rebounds  
 FT % 1st Half: 5-6 83.3% 2nd half: 6-8 75.0% Game: 11-14 78.6% 2,2

**#18/15 South Carolina 53 • 12-2, 0-1 SEC**

#	Player	Total		3-Ptr		Rebounds			PF	TP	A TO Blk			Stl	Min
		FG	FGA	FG	FGA	FT	FTA	Off Def Tot			A	TO	Blk		
21	BRUNER, Ashley	f	4-10	0-0	4-8	4	2	6	0	12	1	1	0	4	29
24	WELCH, Aleighsa	f	3-7	0-0	0-1	3	2	5	2	6	0	1	0	0	22
02	WALKER, Ieasia	g	4-12	2-6	0-0	1	6	7	2	10	3	4	1	0	31
20	WHITE, Sancheon	g	3-9	0-2	1-2	3	4	7	1	7	1	1	0	0	28
25	MITCHELL, Tiffany	g	5-17	1-3	3-3	5	0	5	0	14	1	1	0	1	35
05	SESSIONS, Khadijah		0-1	0-1	1-2	0	1	1	1	1	0	1	0	1	9
12	MONTOUT, Wilka		0-2	0-1	0-0	2	0	2	1	0	0	1	0	0	12
31	DOZIER, Asia		1-7	1-5	0-0	1	1	2	0	3	0	1	0	0	17
33	IBIAM, Elem		0-4	0-0	0-0	0	3	3	2	0	0	0	1	0	17
Team						2	0	2							
Totals			20-69	4-18	9-16	21	19	40	9	53	6	11	2	6	200

FG % 1st Half: 12-31 38.7% 2nd half: 8-38 21.1% Game: 20-69 29.0% Deadball  
 3FG % 1st Half: 3-7 42.9% 2nd half: 1-11 9.1% Game: 4-18 22.2% Rebounds  
 FT % 1st Half: 4-5 80.0% 2nd half: 5-11 45.5% Game: 9-16 56.3% 4

Officials: Bryan Enterline, Lawson Newton, Amy Bonner  
 Technical fouls: #12/13 Tennessee-None. #18/15 South Carolina-None.  
 Attendance: 3939

Score by periods	1st	2nd	Total
#12/13 Tennessee	32	41	73
#18/15 South Carolina	31	22	53

Points	In	Off	2nd	Fast	Bench
UT	38	4	9	13	5
SC	32	8	20	10	4

Last FG - UT 2nd-01:46, SC 2nd-02:51.  
 Largest lead - UT by 25 2nd-04:44, SC by 3 1st-18:30.

Score tied - 3 times.  
 Lead changed - 9 times.



**2012-13 South Carolina Basketball**  
**South Carolina Points-Rebounds-Assists (as of Jan 04, 2013)**  
**All games**



Opponent	Date	Score	02	05	12	15	20	21	24	25	31	33
ELON	11/09/12	77-44	w	13-4-4	8-0-0	1-2-2	6-3-3	8-1-2	15-3-0	9-9-1	9-2-3	4-10-0
at LATECH	11/12/12	82-58	w	10-3-8	3-1-1	12-3-0	4-1-0	4-8-2	17-2-3	14-8-1	13-8-0	5-2-5
SSU	11/15/12	78-47	w	10-1-5	6-3-4	9-6-0	2-0-1	9-4-1	8-12-1	13-12-0	10-5-4	11-3-2
CU	11/18/12	64-43	w	9-8-4	3-1-1	4-1-1	DNP	3-6-0	16-8-0	7-6-0	16-6-2	0-5-1
vs HAM	11/22/12	45-34	w	6-2-1	2-1-1	3-2-0	DNP	0-6-0	5-12-2	16-11-1	7-8-2	5-3-0
vs FGCU	11/23/12	65-46	w	6-1-2	5-1-2	2-5-1	DNP	11-5-2	15-4-1	14-11-0	8-11-3	2-1-1
vs DPU	11/24/12	55-46	w	11-6-0	6-1-0	2-1-0	DNP	10-5-0	11-12-0	9-10-1	6-6-0	0-1-0
DREXEL	11/28/12	58-55	w	6-2-2	3-0-0	0-0-0	DNP	5-4-2	12-8-2	12-15-0	14-2-1	3-1-1
at SHU	12/2/12	55-42	w	6-3-1	3-1-1	2-1-0	DNP	8-1-0	9-7-2	14-10-0	13-11-1	0-1-0
FUR	12/9/12	69-35	w	9-3-1	7-2-2	10-3-1	DNP	2-2-2	2-5-1	11-3-0	16-4-1	4-2-0
STAN	12/19/12	49-53	L	15-3-3	0-0-0	0-0-0	DNP	5-3-0	5-8-1	17-5-2	2-5-0	5-0-0
SCSU	12/21/12	65-45	w	0-1-3	8-1-1	2-1-0	DNP	3-1-0	1-8-4	16-14-0	21-11-2	3-4-3
WCU	12/29/12	66-44	w	9-1-4	7-2-2	6-2-0	DNP	7-2-2	4-5-2	8-6-2	12-2-1	5-2-1
UT	01/03/13	53-73	L	10-7-3	1-1-0	0-2-0	DNP	7-7-1	12-6-1	6-5-0	14-5-1	3-2-0





## 2012-13 South Carolina Basketball

### South Carolina Team Game-by-Game Comparison (as of Jan 04, 2013)

#### All games



Opponent	1st	2nd	Score	Mar	Total FG	FG Pct	3-Pointers	3FG Pct	Free Throws	FT Pct	Rebounds	Assist	T/Over	Block	Steal	Fouls	
ELON	41/25	36/19	77-44	+33	31-70/16-54	.443/.296	0-14/2-7	.000/.286	15-30/10-13	.500/.769	53/33	+20	15/4	15/22	3/3	14/7	12/23
Louisiana Tech	40/27	42/31	82-58	+24	30-61/20-51	.492/.392	6-16/3-11	.375/.273	16-25/15-24	.640/.625	42/27	+15	20/12	7/12	4/0	9/3	17/19
SAVANNAH STATE	40/20	38/27	78-47	+31	31-67/18-50	.463/.360	9-25/2-5	.360/.400	7-13/9-16	.538/.563	50/26	+24	18/8	12/12	1/5	4/6	14/13
CLEMSON	31/18	33/25	64-43	+21	21-53/11-46	.396/.239	0-14/1-10	.000/.100	22-35/20-24	.629/.833	46/28	+18	9/6	21/20	2/7	13/10	19/30
Hampton	19/13	26/21	45-34	+11	15-46/11-57	.326/.193	5-13/2-12	.385/.167	10-27/10-16	.370/.625	57/32	+25	7/6	29/15	1/1	5/13	12/22
Florida Gulf Coast	32/26	33/20	65-46	+19	27-61/16-44	.443/.364	4-15/7-29	.267/.241	7-13/7-11	.538/.636	46/20	+26	12/9	15/16	0/2	6/6	14/19
DePaul	22/21	33/25	55-46	+9	21-51/19-64	.412/.297	0-6/4-18	.000/.222	13-29/4-6	.448/.667	47/31	+16	1/12	14/11	3/0	5/6	10/21
DREXEL	22/36	33/19	58-55	+3	21-62/22-52	.339/.423	7-17/7-12	.412/.583	9-20/4-6	.450/.667	38/37	+1	8/12	10/17	7/7	13/4	9/15
Seton Hall	24/22	31/20	55-42	+13	19-53/18-45	.358/.400	4-13/4-8	.308/.500	13-28/2-4	.464/.500	38/26	+12	5/11	14/20	3/5	11/11	8/23
FURMAN	37/20	32/15	69-35	+34	28-66/11-46	.424/.239	1-15/3-10	.067/.300	12-19/10-10	.632/1000	40/33	+7	9/2	8/24	9/2	15/0	11/15
#1/1 STANFORD	19/24	30/29	49-53	(4)	18-63/19-47	.286/.404	4-15/0-4	.267/.000	9-14/15-17	.643/.882	31/42	(11)	6/4	7/18	2/11	10/4	19/15
SC STATE	33/21	32/24	65-45	+20	17-50/15-49	.340/.306	4-18/1-11	.222/.091	27-44/14-18	.614/.778	46/30	+16	13/9	20/22	5/6	12/11	11/33
WESTERN CAROLINA	29/18	37/26	66-44	+22	28-56/18-46	.500/.391	6-9/3-6	.667/.500	4-14/5-8	.286/.625	33/29	+4	15/8	10/20	8/2	10/4	12/16
#12/13 TENNESSEE	31/32	22/41	53-73	(20)	20-69/28-56	.290/.500	4-18/6-11	.222/.545	9-16/11-14	.563/.786	40/39	+1	6/10	11/12	2/11	6/4	9/13

Note: Game totals are displayed in the format TEAM/OPPONENT for each category



**2012-13 South Carolina Basketball**  
**South Carolina Game-by-Game Highs (as of Jan 04, 2013)**  
**All games**



Opponent	Date	Score	Points	Rebounds	Assists	Steals	Blocked shots
ELON	11/09/12	77-44	15-BRUNER, Ashley	11-IBIAM, Elem	4-WALKER, leasia	5-DAVIS, Tiffany	2-IBIAM, Elem
at Louisiana Tech	11/12/12	82-58	17-BRUNER, Ashley	8-WELCH, Aleighsa MITCHELL, Tiffany WHITE, Sancheon	8-WALKER, leasia	2-WHITE, Sancheon WALKER, leasia WELCH, Aleighsa DOZIER, Asia	2-WELCH, Aleighsa
SAVANNAH STATE	11/15/12	78-47	13-WELCH, Aleighsa	12-BRUNER, Ashley WELCH, Aleighsa	5-WALKER, leasia	3-SESSIONS, Khadij	1-MONTOUT, Wilka
CLEMSON	11/18/12	64-43	16-MITCHELL, Tiffany BRUNER, Ashley	8-BRUNER, Ashley WALKER, leasia	4-WALKER, leasia	4-WALKER, leasia	1-WELCH, Aleighsa WHITE, Sancheon
vs Hampton	11/22/12	45-34	16-WELCH, Aleighsa	12-BRUNER, Ashley	2-MITCHELL, Tiffany BRUNER, Ashley	1-MONTOUT, Wilka WELCH, Aleighsa MITCHELL, Tiffany WHITE, Sancheon BRUNER, Ashley	1-IBIAM, Elem
vs Florida Gulf Coast	11/23/12	65-46	15-BRUNER, Ashley	11-WELCH, Aleighsa MITCHELL, Tiffany	3-MITCHELL, Tiffany	3-WHITE, Sancheon	None
vs DePaul	11/24/12	55-46	11-BRUNER, Ashley WALKER, leasia	12-BRUNER, Ashley	1-WELCH, Aleighsa	2-MITCHELL, Tiffany	1-WALKER, leasia BRUNER, Ashley MONTOUT, Wilka
DREXEL	11/28/12	58-55	14-MITCHELL, Tiffany	15-WELCH, Aleighsa	2-WHITE, Sancheon BRUNER, Ashley WALKER, leasia	4-BRUNER, Ashley	4-WHITE, Sancheon
at Seton Hall	12/2/12	55-42	14-WELCH, Aleighsa	11-MITCHELL, Tiffany	2-BRUNER, Ashley	5-BRUNER, Ashley	1-IBIAM, Elem WALKER, leasia WHITE, Sancheon
FURMAN	12/9/12	69-35	16-MITCHELL, Tiffany	9-IBIAM, Elem	2-SESSIONS, Khadij WHITE, Sancheon	5-MITCHELL, Tiffany WALKER, leasia	2-WHITE, Sancheon MONTOUT, Wilka BRUNER, Ashley
#1/1 STANFORD	12/19/12	49-53	17-WELCH, Aleighsa	8-BRUNER, Ashley	3-WALKER, leasia	4-WALKER, leasia	1-WHITE, Sancheon MITCHELL, Tiffany
SC STATE	12/21/12	65-45	21-MITCHELL, Tiffany	14-WELCH, Aleighsa	4-BRUNER, Ashley	6-WALKER, leasia	2-BRUNER, Ashley WALKER, leasia
WESTERN CAROLINA	12/29/12	66-44	12-MITCHELL, Tiffany	9-IBIAM, Elem	4-WALKER, leasia	5-WALKER, leasia	5-IBIAM, Elem
#12/13 TENNESSEE	01/03/13	53-73	14-MITCHELL, Tiffany	7-WHITE, Sancheon WALKER, leasia	3-WALKER, leasia	4-BRUNER, Ashley	1-IBIAM, Elem WALKER, leasia



**2012-13 South Carolina Basketball**  
**South Carolina Combined Team Statistics (as of Jan 04, 2013)**  
**All games**



<b>RECORD:</b>	<b>OVERALL</b>	<b>HOME</b>	<b>AWAY</b>	<b>NEUTRAL</b>
ALL GAMES	12-2	7-2	2-0	3-0
CONFERENCE	0-1	0-1	0-0	0-0
NON-CONFERENCE	12-1	7-1	2-0	3-0

##	Player	gp-gs	min	avg	Total		3-Point		F-Throw		Rebounds				pf	dq	a	to	blk	stl	pts	avg
					fg-fga	fg%	3fg-fga	3fg%	ft-fa	ft%	off	def	tot	avg								
24	WELCH, Aleighsa	14-14	369	26.4	61-92	.663	1-1	1.000	43-64	.672	65	60	125	8.9	17	0	8	25	3	10	166	11.9
25	MITCHELL, Tiffany	14-14	398	28.4	60-139	.432	11-27	.407	30-59	.508	32	54	86	6.1	27	0	21	32	1	22	161	11.5
21	BRUNER, Ashley	14-14	393	28.1	56-130	.431	0-3	.000	20-68	.294	49	51	100	7.1	19	0	20	32	8	25	132	9.4
02	WALKER, leasia	14-14	432	30.9	40-119	.336	18-55	.327	22-35	.629	15	30	45	3.2	23	0	41	38	7	33	120	8.6
20	WHITE, Sancheon	14-14	371	26.5	33-92	.359	6-21	.286	10-14	.714	25	30	55	3.9	23	0	14	10	10	15	82	5.9
05	SESSIONS, Khadijah	14-0	201	14.4	20-51	.392	3-18	.167	19-32	.594	8	7	15	1.1	9	0	15	16	2	11	62	4.4
15	DAVIS, Tiffany	3-0	40	13.3	4-8	.500	1-4	.250	3-4	.750	1	3	4	1.3	2	0	4	2	0	5	12	4.0
12	MONTOUT, Wilka	14-0	206	14.7	20-68	.294	3-18	.167	10-15	.667	19	10	29	2.1	18	0	5	12	4	3	53	3.8
33	IBIAM, Elem	12-0	178	14.8	17-47	.362	0-0	.000	9-20	.450	20	31	51	4.3	16	0	2	6	12	3	43	3.6
31	DOZIER, Asia	14-0	237	16.9	16-82	.195	11-61	.180	7-16	.438	13	24	37	2.6	23	1	14	13	3	6	50	3.6
	Team										26	34	60				7					
	Total.....	14	2825		327-828	.395	54-208	.260	173-327	.529	273	334	607	43.4	177	1	144	193	50	133	881	62.9
	Opponents.....	14	2825		242-707	.342	45-154	.292	136-187	.727	136	297	433	30.9	277	12	113	241	62	89	665	47.5

<b>TEAM STATISTICS</b>	<b>SC</b>	<b>OPP</b>	<b>Date</b>	<b>Opponent</b>	<b>Score</b>	<b>Att.</b>
SCORING	881	665	11/09/12	ELON	w 77-44	2912
Points per game	62.9	47.5	11/12/12	at Louisiana Tech	w 82-58	2160
Scoring margin	+15.4	-	11/15/12	SAVANNAH STATE	w 78-47	2480
FIELD GOALS-ATT	327-828	242-707	11/18/12	CLEMSON	w 64-43	4893
Field goal pct	.395	.342	< 11/22/12	vs Hampton	w 45-34	424
3 POINT FG-ATT	54-208	45-154	< 11/23/12	vs Florida Gulf Coast	w 65-46	486
3-point FG pct	.260	.292	< 11/24/12	vs DePaul	w 55-46	427
3-pt FG made per game	3.9	3.2	11/28/12	DREXEL	Wot 58-55	2675
FREE THROWS-ATT	173-327	136-187	12/2/12	at Seton Hall	w 55-42	432
Free throw pct	.529	.727	12/9/12	FURMAN	w 69-35	2618
F-Throws made per game	12.4	9.7	12/19/12	#1/1 STANFORD	L 49-53	8118
REBOUNDS	607	433	12/21/12	SC STATE	w 65-45	3874
Rebounds per game	43.4	30.9	12/29/12	WESTERN CAROLINA	w 66-44	3248
Rebounding margin	+12.4	-	* 01/03/13	#12/13 TENNESSEE	L 53-73	3939
ASSISTS	144	113	< = U.S. Virgin Islands Paradise Jam (St. Thomas, USVI)			
Assists per game	10.3	8.1	* = SEC Game			
TURNOVERS	193	241	^ = SEC Tournament (Duluth, Ga.)			
Turnovers per game	13.8	17.2				
Turnover margin	+3.4	-				
Assist/turnover ratio	0.7	0.5				
STEALS	133	89				
Steals per game	9.5	6.4				
BLOCKS	50	62				
Blocks per game	3.6	4.4				
ATTENDANCE	34757	3929				
Home games-Avg/Game	9-3862	2-1296				
Neutral site-Avg/Game	-	3-446				

<b>Score by Periods</b>	<b>1st</b>	<b>2nd</b>	<b>OT</b>	<b>Totals</b>
South Carolina	420	458	3	881
Opponents	323	342	0	665