



# SOUTH CAROLINA BASKETBALL

MBB CONTACT: EMILY MILES // EFEENEY@MAILBOX.SC.EDU // 803-777-7743 // @EMILYMILES\_SID

## 2016-17 SCHEDULE

OVERALL: 10-3 | SEC: 0-0

### NOVEMBER

6	Newberry +	W, 107-89
11	Louisiana Tech	W, 85-76
13	Holy Cross %	W, 81-49
15	Monmouth %	W, 70-69 (OT)
18	SC State %	W, 92-50
23	No. 25/24 Michigan	W, 61-46
26	vs. No. 18/16 Syracuse!	W, 64-50

### DECEMBER

1	Vermont	W, 68-50
4	FIU	W, 70-54
12	vs. Seton Hall &	L, 67-64
17	at USF	W, 77-66
21	Clemson	L, 62-60
27	Lander	W, 90-62
30	at Memphis	L, 70-54

### JANUARY

4	at Georgia*	7 p.m./ESPNU
7	Texas A&M*	1:30/4:30 p.m./CBS
11	at Tennessee*	6:30 p.m./ SECN
14	Ole Miss*	6:30 p.m./ESPNU
18	Florida*	6:30 p.m./ SECN
21	at Kentucky*	4-8 p.m./ESPN/2
24	Auburn*	6:30 p.m./ SECN
28	at Missouri*	8:30 p.m. SECN

### FEBRUARY

1	at LSU*	9 p.m./ SECN
4	Georgia*	2 p.m./ESPN/2
7	Alabama*	6:30 p.m./ SECN
11	at Mississippi State*	8 p.m./ESPN2
15	Arkansas*	6:30 p.m./ SECN
18	at Vanderbilt*	8:30 p.m./ SECN
21	at Florida*	7 p.m./ESPN
25	Tennessee*	1 p.m./ SECN
28	Mississippi State*	7 p.m./ESPNU

### MARCH

4	at Ole Miss*	8:30 p.m./ SECN
8-12	TBA (SEC Tournament)	TBA

All home games in **bold** | All times listed Eastern  
 \* indicates SEC contest | + indicates exhibition | **SECN+** - SEC Network + | **SECN** - SEC Network | **CBSSN** - CBS Sports Network | % - Brooklyn Hoops Holiday Invitational (Columbia, S.C.) | ! - Brooklyn Hoops Holiday Invitational (Brooklyn, N.Y.) | & - Under Armour Reunion (New York, N.Y.)

## No. -/RV SOUTH CAROLINA (10-3, 0-0 SEC) at Georgia (9-4, 1-0 SEC)

WED., JAN. 4 • STEGEMAN COLISEUM (10,523) • ATHENS, GA. • 7 P.M. ET • ESPNU



GAMECOCKS

AT



BULLDOGS

**Head Coach:** Frank Martin (FIU, '93)  
**Record At Carolina:** 80-66 (5th season)  
**Career Record:** 197-120 (10th season)  
**Record vs. UGA:** 2-8

**Top scorer:** Thornwell (18.7)  
**Top rebounder:** Thornwell (6.7)  
**Top assist maker:** Thornwell (4.1)  
**Media Relations:** Emily Miles  
**Twitter Updates:** @GamecockMBB

**Head Coach:** Mark Fox  
 (Eastern New Mexico, '91)  
**Record At UGA:** 135-107 (8th season)  
**Career Record:** 258-150 (13th season)

**Record vs. S. Carolina:** 12-4  
**Top scorer:** Maten (20.6)  
**Top rebounder:** Maten (8.2)  
**Top assist maker:** Frazier (4.4)  
**Media Relations:** Mike Mobley  
**Twitter Updates:** @UGABasketball

## GAME 14

**Broadcast:** ESPNU  
**Play-By-Play:** Kevin Fitzgerald  
**Analyst:** Sean Farnham



**Radio:** Gamecock Radio Network  
**Play-By-Play:** Derek Scott  
**Analyst:** Casey Manning  
**Sirius:** N/A; **XM:** N/A

**Watch:** WatchESPN App  
**Live Stats:** GamecocksOnline.com  
**Tickets:** georgiadogs.com

**Series:** Georgia leads 58-50  
**Last Meeting:** 65-64, UGA win, March 11, 2016, in Nashville  
**Series In Athens:** UGA leads 33-16  
**Series Trend:** Bulldogs have won four straight

### PROBABLE STARTERS

SOUTH CAROLINA	HT.	WT.	YR.	HOMETOWN	PPG	RPG	MP
G - #10 Duane Notice	6-2	225	Sr.	Toronto, Ontario	10.0	2.2	31.3
G - #15 PJ Dozier	6-6	205	So.	Columbia, S.C.	15.3	4.8	27.2
G - #20 Justin McKie	6-4	204	Sr.	Columbia, S.C.	5.9	3.0	21.8
F - #21 Maik Kotsar	6-10	245	Fr.	Tallin, Estonia	8.7	5.6	24.0
F - #30 Chris Silva	6-9	223	So.	Libreville, Gabon	9.0	6.6	18.7

GEORGIA	HT.	WT.	YR.	HOMETOWN	PPG	RPG	MPG
G - #2 Jordan Harris	6-4	185	Fr.	Iron City, Ga.	5.8	1.1	15.3
G - #3 Juwan Parker	6-4	205	R-Jr.	Tulsa, Okla.	8.2	5.7	26.5
G - #30 J.J. Frazier	5-10	155	Sr.	Glennville, Ga.	16.0	3.1	31.8
F - #1 Yante Maten	6-8	240	Jr.	Pontiac, Mich.	20.6	8.2	30.0
F - #34 Derek Ogbeide	6-8	245	So.	Atlanta, Ga.	7.9	6.5	19.5

\*\*\* probable starters based on previous game

### TODAY'S GAME

South Carolina begins the 2017 Southeastern Conference season on Wednesday when it travels to face Georgia in Athens. The Gamecocks aim to snap a four-game UGA win streak in the series. The meeting marks the 50th all-time between the Gamecocks and Bulldogs in Athens.

### GAME STORYLINES

- South Carolina is in its 109th season of varsity basketball in 2016-17.
- On the sidelines, Frank Martin is joined by associate head coach Matt Figger, assistant coaches Perry Clark and Bruce Shingler, and director of operations Andy Assaley.
- The Gamecocks are 9-16 all-time in SEC openers, which includes a 3-10 mark in league openers on the road. Carolina has only faced Georgia once in an SEC opener, that game was played in Athens, with the Bulldogs winning 80-56 on Jan. 10, 2007. South Carolina posted an 81-69 road win in last season's opener at Auburn paced by 22 points and seven assists from then-junior guard Sindarius Thornwell.
- Foul trouble plagued Carolina in a 70-54 loss at Memphis to close the non-conference campaign on Dec. 30. Two Gamecock starters fouled out with several minutes remaining in the second half, as sophomore forward Chris Silva collected his fifth foul with 6:11 remaining, and sophomore guard PJ Dozier fouled out with 4:19 on the clock. The Gamecocks hit a season low 31.6 percent from the field, while Memphis hit 46.5 percent, which was an opponent high for the season. Dozier's 13 points led Carolina, while rookie guard Rakym Felder hit three 3s and scored 10 points for his second-straight double-figure scoring contest.
- South Carolina head coach Frank Martin is 76-78 (.493) all-time in conference games.









### SOCIAL HUB

@GAMECOCKMBB // #GAMECOCKS  
 FACEBOOK.COM/GAMECOCKMBB



# SOUTH CAROLINA GAMECOCKS

Overall: 10-3; SEC: 0-0; Home: 8-1; Away: 1-1; Neutral: 1-1

<b>0</b>		<b>SINDARIUS THORNWELL</b> - Sr. - G - 6-5 - 211 - Lancaster, S.C. <b>MIN</b> <b>PTS</b> <b>RBS</b> <b>AST</b> <b>FG%</b> <b>3FG%</b> <b>FT%</b> 31.0 18.7 6.7 4.1 47.7 48.3 87.5	- Named the SEC Player of the Week on Nov. 28 after leading Carolina with 16 points, six rebounds, five assists and three steals in upset win over Syracuse - Named the Brooklyn Hoops Holiday Invite MVP - Matched career high with nine assists in win over Vermont; also 11 points, 3 steals
<b>1</b>		<b>KORY HOLDEN</b> - Jr. - G - 6-1 - 181 - Salisbury, Md. <b>MIN</b> <b>PTS</b> <b>RBS</b> <b>AST</b> <b>FG%</b> <b>3FG%</b> <b>FT%</b> 36.3 17.7 3.0 4.2 39.4 38.8 79.5	- Junior guard who transferred from Delaware and will have to sit out the 2016-17 season due to NCAA transfer rules - Tallied 892 points in two seasons at Delaware - Stats listed are from sophomore season at Delaware
<b>2</b>		<b>HASSANI GRAVETT</b> - R-So. - G - 6-1 - 183 - Villa Rica, Ga. <b>MIN</b> <b>PTS</b> <b>RBS</b> <b>AST</b> <b>FG%</b> <b>3FG%</b> <b>FT%</b> 21.2 4.4 2.1 1.9 32.2 23.3 57.1	- Breakout game vs. Seton Hall, tallied a season high 11 points, to go along with three rebounds in 28 minutes - Missed the USF contest due to an ankle sprain - Returned to the court vs. Clemson, scoring two points with a steal - Led the team with five assists vs. Lander, also six points, a block and a steal
<b>4</b>		<b>RAKYM FELDER</b> - Fr. - G - 5-10 - 210 - Brooklyn, N.Y. <b>MIN</b> <b>PTS</b> <b>RBS</b> <b>AST</b> <b>FG%</b> <b>3FG%</b> <b>FT%</b> 14.2 5.2 1.2 1.7 46.5 51.9 61.5	- Then-season high 11 points, connecting for three 3s, along with a season best five assists in win at USF - Erupted for 20 points, hitting 5-of-7 from 3-point range vs. Lander, also 4 assists - Tallied second-straight double-figure game with 10 points, an assist and a steal at Memphis - Last two games: 8-14 from 3-point range, 15.0 ppg, 2.5 apg
<b>5</b>		<b>TEMARCUS BLANTON</b> - R-So. - G - 6-5 - 206 - Locust Grove, Ga. <b>MIN</b> <b>PTS</b> <b>RBS</b> <b>AST</b> <b>FG%</b> <b>3FG%</b> <b>FT%</b> 4.7 3.0 1.7 0.0 60.0 66.7 50.0	- Made season debut vs. Holy Cross, hitting a 3 off the bench - Played 7 minutes off the bench in win vs. Monmouth, hitting a clutch 3 - DNP vs. SC State and Michigan due to an abdominal strain - Hit a jumper in return to the court in upset win vs. Syracuse - DNP in last seven games due to a groin strain
<b>10</b>		<b>DUANE NOTICE</b> - Sr. - G - 6-2 - 225 - Toronto, Canada <b>MIN</b> <b>PTS</b> <b>RBS</b> <b>AST</b> <b>FG%</b> <b>3FG%</b> <b>FT%</b> 31.3 10.0 2.2 2.6 33.9 30.8 66.7	- 13 points and five rebounds in win vs. Michigan - Seven points with two assists in upset win over Syracuse - Breakout game vs. FIU, matched career high with 27 points, hitting a career high six 3s - Struggled in the 1st half, but tallied 14 points, hitting four 3s, in 2nd half vs. USF - 13 points with three rebounds in win vs. Lander
<b>12</b>		<b>KHADIM GUEYE</b> - Fr. - F - 7-0 - 235 - Dakar, Senegal <b>MIN</b> <b>PTS</b> <b>RBS</b> <b>BLK</b> <b>FG%</b> <b>3FG%</b> <b>FT%</b> 9.3 0.8 1.3 0.5 30.0 0.0 62.5	- Averaged 9.3 points, 9.5 rebounds and 1.2 blocks per game last season at Victory Rock Prep - Tallied first points of the season vs. SC State, scoring six points with five rebounds - Four points, three rebounds and two blocks in win over Lander - Pulled down two rebounds at Memphis
<b>13</b>		<b>TOMMY CORCHIANI</b> - Fr. - G - 6-1 - 173 - Raleigh, N.C. <b>MIN</b> <b>PTS</b> <b>RBS</b> <b>AST</b> <b>FG%</b> <b>3FG%</b> <b>FT%</b> 1.7 0.0 0.3 0.0 0.0 0.0 0.0	- Averaged 12 points, four rebounds and four assists during senior season at Ravesncroft High School - Son of former NC State standout Chris Corchiani - Saw action vs. SC State, collecting a rebound
<b>14</b>		<b>RAN TUT</b> - Jr. - F - 6-9 - 210 - Melbourne, Australia <b>MIN</b> <b>PTS</b> <b>RBS</b> <b>AST</b> <b>FG%</b> <b>3FG%</b> <b>FT%</b> 6.4 0.9 2.1 0.3 33.3 0.0 0.0	- Played two seasons at Monroe College, averaging 10.4 points, 5.9 rebounds and 1.1 blocks in 21.0 minutes per game - Prior to time at Monroe, attended Victory Rock Prep in Bradenton, Fla. - Valuable minutes off the bench in opener vs. La Tech, 4 points, 6 rebounds
<b>15</b>		<b>PJ DOZIER</b> - So. - G - 6-6 - 205 - Columbia, S.C. <b>MIN</b> <b>PTS</b> <b>RBS</b> <b>AST</b> <b>FG%</b> <b>3FG%</b> <b>FT%</b> 27.2 15.3 4.8 2.9 45.8 44.2 70.6	- Career high 26 points/8 rebounds/5 assists/4 steals vs. Clemson - 15 points, three assists and two steals in win vs. Lander - Tallied 13 points with five rebounds and two assists at Memphis - Has posted double figures in eight-straight entering Wednesday's game at Georgia - Over the course of the last five games, 19.4 ppg, 5.2 rpg, 3.6 apg, 2.4 spg
<b>20</b>		<b>JUSTIN MCKIE</b> - Sr. - G - 6-4 - 204 - Columbia, S.C. <b>MIN</b> <b>PTS</b> <b>RBS</b> <b>AST</b> <b>FG%</b> <b>3FG%</b> <b>FT%</b> 21.8 5.9 3.0 1.5 37.5 23.5 64.3	- Big vs. Seton Hall, hit two clutch free throws with 31 seconds on the clock to tie the game; scored 9 points with 2 steals, converting both steals into points - Team high four steals, along with three assists and nine points in road win at USF - 9 points with four assists in win over Lander - Third-career double-figure point game with 10 points, two assists at Memphis
<b>21</b>		<b>MAIK KOTSAR</b> - Fr. - F - 6-10 - 245 - Tallin, Estonia <b>MIN</b> <b>PTS</b> <b>RBS</b> <b>AST</b> <b>FG%</b> <b>3FG%</b> <b>FT%</b> 24.0 8.7 5.6 0.7 58.4 0.0 45.0	- 11 points and nine rebounds in road win at USF, playing in season high 30 minutes - 10 points and eight rebounds vs. Clemson before sidelined the final 2:34 of the contest due to cramps - Collected first-career double-double with 10 points and 11 rebounds in win over Lander - Five points and five rebounds at Memphis; 8.0 ppg and 8.0 rpg over last five games
<b>23</b>		<b>EVAN HINSON</b> - Fr. - G - 6-4 - 238 - Deltona, Fla. <b>MIN</b> <b>PTS</b> <b>RBS</b> <b>AST</b> <b>FG%</b> <b>3FG%</b> <b>FT%</b> - - - - - - -	- Averaged 23.5 points, 6.8 rebounds and 4.7 assists per game as a junior when he was named the Daytona Beach News-Journal's Player of the Year on the hardwood - Also a member of the Carolina football team, playing tight end
<b>24</b>		<b>SEDEE KEITA</b> - Fr. - F - 6-9 - 240 - Philadelphia, Pa. <b>MIN</b> <b>PTS</b> <b>RBS</b> <b>BLK</b> <b>FG%</b> <b>3FG%</b> <b>FT%</b> 13.7 2.4 2.8 0.3 29.6 0.0 75.0	- Was sidelined during preseason camp due to a wrist injury - Five points with three rebounds vs. Seton Hall - 7 points and five rebounds in win over Lander - Pulled down seven rebounds with two steals in 25 minutes at Memphis
<b>25</b>		<b>CHRISTIAN SCHMITT</b> - Fr. - G - 6-0 - 175 - Mars, Pa. <b>MIN</b> <b>PTS</b> <b>RBS</b> <b>AST</b> <b>FG%</b> <b>3FG%</b> <b>FT%</b> 1.7 0.0 0.0 0.0 0.0 0.0 0.0	- Walk-on who joined the Gamecocks this fall - Averaged 12.0 points, 3.0 rebounds and 5.0 assists per game during senior season at Mars Area High - Saw action vs. SC State and Lander
<b>30</b>		<b>CHRIS SILVA</b> - So. - F - 6-9 - 223 - Libreville, Gabon <b>MIN</b> <b>PTS</b> <b>RBS</b> <b>BLK</b> <b>FG%</b> <b>3FG%</b> <b>FT%</b> 18.7 9.0 6.6 2.0 57.1 0.0 69.8	- Foul trouble at USF, scored six points with five rebounds - Career high 14 points vs. Clemson, also four rebounds - 6 points with 11 rebounds and three blocks in win over Lander - Leads the team and is among SEC leaders with 2.0 blocks per game - Fouled out with six points and eight rebounds at Memphis
<b>31</b>		<b>JARRELL HOLLIMAN</b> - R-Jr. - F - 6-7 - 206 - Alpharetta, Ga. <b>MIN</b> <b>PTS</b> <b>RBS</b> <b>AST</b> <b>FG%</b> <b>3FG%</b> <b>FT%</b> 6.4 0.5 0.7 0.2 33.3 0.0 1.000	- R-junior forward who saw action in four contests last season - Career high 14 minutes in opener vs. La Tech, scoring first points of his career, finishing with four points and an assist - Collected a rebound vs. Holy Cross in 12 minutes off the bench
<b>34</b>		<b>JOHN RAGIN</b> - So. - G - 6-2 - 177 - Eastover, S.C. <b>MIN</b> <b>PTS</b> <b>RBS</b> <b>AST</b> <b>FG%</b> <b>3FG%</b> <b>FT%</b> - - - - - - -	- Saw action in four contests before an illness sidelined him for the final 11 games of the season - Tallied two points in home win vs. Francis Marion (Dec. 30)

## INTERVIEW POLICIES

All interview requests must be made in advance to SID Emily Miles in the South Carolina Media Relations Office. Beginning with the start of practice in October, Miles will release a weekly coach and student-athlete availability schedule to media on Mondays.

**Post-Game Interview Policy:** After each home game, the visiting coach will address the media first, followed by South Carolina student-athletes then South Carolina head coach Frank Martin. (Depending on deadline, this may be altered on a game-by-game basis).

**Road Interview Policy:** Interviews with Coach Martin and Gamecock student-athletes while on the road will be scheduled according to the home post-game media procedure.

All interviews are to be coordinated through the Media Relations Office. This allows the staff to arrange the interview when it best suits the student-athlete's and the reporter's schedules. Please contact the Media Relations Office in advance to make your interview requests. Media are not permitted to contact student-athletes on their own at any time.

All interviews will take place at the designated media interview site for that day as listed in the weekly availability schedule or in the Media Relations Office.

Dormitory, apartment and cell phone numbers for student-athletes will not be provided to the media. Should you need to conduct a telephone interview with a student-athlete, a call will be placed to you from the student-athlete at a mutually agreeable time.

## SOUTH CAROLINA MEDIA RELATIONS

**Emily Miles, primary contact**

**Associate Director**

cell: 803-727-3284

e-mail: efeeney@mailbox.sc.edu

Twitter: @EmilyMiles\_SID

Website: www.GamecocksOnline.com

Facebook: www.Facebook.com/GamecockMBB

Twitter: @GamecockMBB

Instagram: @GamecockMBB

## STAT COMPARISON

	SC	UGA	NCAA Rank
Record	10-3	9-4	50/86
Conference Record	-	1-0	-
Current Streak	L1	W1	-
Scoring Avg.	72.0	75.2	223/146
Opponent Scoring Avg.	59.3	68.7	10/112
Scoring Margin	+12.7	+6.5	42/113
Field Goal %	.439	.454	201/134
Opponent Field Goal %	.359	.404	3/76
3-Point Field Goal %	.361	.322	135/277
Opponent 3-Point Field Goal %	.260	.341	1/157
3-Point Field Goal Made PG	7.1	5.7	208/304
3-Point Field Goal Attempts PG	19.6	17.7	256/%305
Free Throw %	.688	.742	194/52
Opponent Free Throw %	.703	.706	-
Rebounding Avg.	37.8	38.8	131/87
Opponent Rebounding Avg.	33.4	33.5	-
Rebounding Margin	+4.4	+5.4	84/57
Turnovers Avg.	13.4	13.4	160/160
Opponent Turnover Avg.	15.9	12.8	40/247
Assists Avg.	14.2	15.2	145/101
Blocks Avg.	4.9	4.4	53/79
Steals Avg.	7.9	6.1	50/205

% indicates total attempts

NCAA stats games through Jan. 1

## BY THE NUMBERS

# 3rd

South Carolina ranks **third** nationally in field goal percentage defense (games through Jan. 1), allowing opponents to hit just 35.9% from the floor this season. That mark leads the SEC as well.

# 2.4

Sophomore guard PJ Dozier leads the Gamecocks and the SEC and ranks 14th nationally with **2.4** steals per game this season.

# 197

South Carolina head coach Frank Martin has **197** career wins entering Wednesday's game at Georgia.

# 4

South Carolina played **four** games away from home during non-conference play - vs. Syracuse (Brooklyn), vs. Seton Hall (MSG), at USF and at Memphis.

# 8-14

Rookie guard Rakym Felder was **8-14** from 3-point range combined last week vs. Lander and at Memphis. He scored a season high 20 vs. Lander and 10 vs. the Tigers.

## A SOUTH CAROLINA WIN WOULD ...

- Snap a four-game UGA win streak in the series dating back to the 2015 SEC Tournament.
- Be the Gamecocks' first win in Athens since a 64-58 victory at Stegeman on Feb. 17, 2015.
- Improve Frank Martin's record to 3-8 all-time vs. the Bulldogs.
- Be Carolina's second-straight in an SEC season opener on the road after posting an 81-69 win over Auburn in last season's opener.
- Be just the third Gamecock win in Athens in the last 10 games at Stegeman.

- South Carolina is in its 26th basketball season as a member of the Southeastern Conference. The Gamecocks are 155-253 (.379) all-time in SEC games.

- The Gamecocks currently rank 51st in the NCAA RPI (games through Jan. 1), which is sixth in the SEC behind Florida (2nd), Kentucky (6th), Georgia (37th), Arkansas (39th) and Ole Miss (48th).

- University of South Carolina senior guard Sindarius Thornwell has been reinstated to full playing status and will be available for Carolina's SEC opener at Georgia on Wednesday, Jan. 4, Gamecock head coach Frank Martin announced on Monday. Thornwell was suspended on Dec. 4, 2016, as a result of a violation of athletic department policy.

- South Carolina currently ranks first in the country (NCAA stats games through Jan. 1) in 3-point field goal percentage defense, as opponents are hitting just 26.0 percent (59-227) from beyond the arc this season.

- Carolina rebounded from a two-point loss to Clemson with a 28-point victory over in-state foe Lander on Dec. 27 at Colonial Life Arena. Rookie guard Rakym Felder erupted for a season high 20 points, hitting six baskets, including a 5-of-7 effort from 3-point range. Fellow freshman, Maik Kotsar, notched his first career double-double with 10 points and 11 rebounds in the winning effort. The Gamecocks hit 51.5% from the floor, converting on a season high 35-of-68 shot attempts in the game.

- Sophomore guard PJ Dozier snapped a streak of five-straight games scoring 20 or more points when he tallied 15 vs. Lander on Dec. 27. His stretch of five straight over 20 marked the longest streak of its kind since mid-season during the 2009-10 campaign when Devan Downey hit 20 or more in nine consecutive games.

- South Carolina suffered a loss to intrastate rival Clemson on Dec. 21 at Colonial Life Arena despite a career high 26 points from sophomore guard PJ Dozier. Dozier recorded at least 20 points in five straight games. Sophomore forward Chris Silva recorded a career high 14 as well, but Clemson connected on 41 percent of its attempts from the floor, and was 5-of-6 from the free throw line in the final minute to close the two-point victory. Carolina hit just 35.5 percent from the floor vs. the Tigers, which was the Gamecocks' second-lowest percentage of the season.

- The Gamecocks rebounded from their first loss of the season with an 11-point road win at USF on Dec. 17. Trailing by six at halftime, the duo of senior guard Duane Notice and sophomore guard PJ Dozier record-

ed 28 of Carolina's 46 second-half points to help the Gamecocks earn the road win. Carolina committed a season low seven turnovers in the contest, forcing 17 by the Bulls, and collecting nine steals and posting 16 points off of turnovers.

- The Gamecocks jumped in to the national rankings on Nov. 28 for the first time this season after posting wins over two ranked opponents the previous week in No. 25/24 Michigan and No. 18/16 Syracuse. The Gamecocks checked in at No. 20 in the Associated Press poll and No. 23 in the Coaches Poll. The Gamecocks have risen to as high as 15th in the AP poll this season, which was the highest rank for Carolina since the Gamecocks were ranked 14th in the final poll of the 1997-98 campaign. The Gamecocks high mark in the Coaches poll this season was at No. 15.

- South Carolina returns two starters and eight letter-winners from last season's squad that posted a 25-9 overall record, matching the Carolina record for total wins.

- Those returning starters feature the only backcourt in the SEC with two 1,000-point scorers, in senior guards Sindarius Thornwell and Duane Notice. The duo accounted for 24.2 points and 6.1 assists per game last season.

- Thornwell was named to the SEC All-Defensive Team last March, while Notice was named the league's Sixth Man Of the Year.

- The Gamecocks began the 2015-16 season 15-0, their best start since the 1933-34 campaign.

- Carolina welcomes 10 newcomers to the squad this season in Tommy Corchiani, Rakym Felder, Hassani Gravett, Khadim Gueye, Evan Hinson, Kory Holden, Sedee Keita, Maik Kotsar, Christian Schmitt and Ran Tut.

## KEY STAT

South Carolina's 3-point field goal percentage defense currently leads the SEC and the nation, as opponents are hitting just 26.0% from beyond the arc this season. Carolina held Memphis to just 1-of-7 attempts from 3-point range, and the Tigers didn't attempt a 3 in the second half.



## ASSOCIATED PRESS TOP 25

Jan. 2, 2016

Rk.	Team	Record	Pts.
1	Villanova (59)	14-0	1,619
2	Baylor (6)	13-0	1,532
3	Kansas	12-1	1,503
4	UCLA	14-1	1,406
5	Gonzaga	14-0	1,357
6	Kentucky	11-2	1,280
7	West Virginia	12-1	1,179
8	Duke	12-2	1,090
9	Louisville	12-2	1,063
10	Creighton	13-1	1,015
11	Virginia	11-2	954
12	Florida State	14-1	902
13	Wisconsin	12-2	865
14	North Carolina	12-3	785
15	Oregon	13-2	771
16	Xavier	12-2	634
17	Arizona	13-2	613
18	Butler	12-2	477
19	Saint Mary's	12-1	416
20	Purdue	12-3	405
21	Virginia Tech	12-1	293
22	Cincinnati	12-2	258
23	Notre Dame	12-2	250
24	Florida	10-3	193
25	Indiana	10-4	74
25	USC	14-1	74

Others receiving votes: Minnesota 56, Clemson 23, Miami 16, Maryland 6, Kansas State 5, Seton Hall 3, Iowa State 3, Northwestern 2, VCU 2, UNC Wilmington 1

## ESPN/USA TODAY TOP 25

Jan. 2, 2016

Rk.	Team	Record	Pts.
1	Villanova (30)	14-0	774
2	Kansas (1)	12-1	723
3	Baylor	13-0	718
4	Gonzaga	14-0	666
5	UCLA	14-1	655
6	Kentucky	11-2	600
7	West Virginia	12-1	555
8	Duke	12-2	510
9	Louisville	12-2	493
10	Creighton	13-1	453
11	Wisconsin	12-2	439
12	Virginia	11-2	397
13	Florida State	14-1	383
14	Oregon	13-2	348
15	Xavier	12-2	347
16	North Carolina	12-3	342
17	Arizona	13-2	321
18	Butler	12-2	250
19	Saint Mary's	12-1	241
20	Purdue	12-3	190
21	Notre Dame	12-2	150
22	Cincinnati	12-2	144
23	Virginia Tech	12-1	88
24	Florida	10-3	80
25	Indiana	10-4	77

Others receiving votes: USC 49, South Carolina 23, Miami 19, Minnesota 9, California 7, Kansas State 7, New Mexico State 4, Clemson 4, UNC Wilmington 4, Maryland 2, Nebraska 1, Oklahoma State 1, Seton Hall 1

Dropped from rankings: USC 22, South Carolina 25



## SOUTHEASTERN CONFERENCE STANDINGS

As of Jan. 2

Team	Conference	Overall
Florida	1-0	10-3
Georgia	1-0	9-4
Kentucky	1-0	11-2
Tennessee	1-0	8-5
Vanderbilt	1-0	7-6
South Carolina	0-0	10-3
Mississippi State	0-0	9-3
Alabama	0-0	7-5
Missouri	0-0	5-7
Arkansas	0-1	11-2
Auburn	0-1	10-3
LSU	0-1	8-4
Ole Miss	0-1	9-4
Texas A&M	0-1	8-4

## COACHES TELECONFERENCE

The weekly SEC men's basketball coaches teleconference will be held Monday, Jan. 2 and 16; Thursday, Jan. 26; Monday, Feb. 6, 20 and March 6. Media representatives wishing to participate in the teleconference should contact the SEC Communications Department for further details. Each coach will appear on the teleconference for seven minutes, according to the following schedule:

### ORDER OF APPEARANCE

(All Times Eastern)

11:00 a.m.	Bryce Drew, Vanderbilt
11:07 a.m.	Mike White, Florida
<b>11:14 a.m.</b>	<b>Frank Martin, South Carolina</b>
11:21 a.m.	Mark Fox, Georgia
11:28 a.m.	Johnny Jones, LSU
11:35 a.m.	John Calipari, Kentucky
11:42 a.m.	Rick Barnes, Tennessee
11:49 a.m.	Mike Anderson, Arkansas
11:56 a.m.	Avery Johnson, Alabama
12:03 a.m.	Bruce Pearl, Auburn
12:10 a.m.	Andy Kennedy, Ole Miss
12:17 a.m.	Ben Howland, Miss. State
12:24 a.m.	Kim Anderson, Missouri
12:31 a.m.	Billy Kennedy, Texas A&M

In addition, the SEC men's basketball teams who make it to postseason will be on a teleconference on Monday, March 13 beginning at 10:00 a.m. CT.

All SEC basketball teleconferences can be listened to on the internet at [www.secdigitalnetwork.com](http://www.secdigitalnetwork.com) shortly after the conclusion of the teleconference.

## CAROLINA BENCH PRODUCTION

GAME	SC-OPP	DIFF.	SC HIGH BENCH SCORER
La Tech	18-19	-1	Gravett, 7
Holy Cross	25-9	+16	McKie, 10
Monmouth	12-14	-2	McKie, 8
SC State	31-9	+22	Felder, 9
Michigan	7-15	-8	McKie, 5
vs. Syracuse	7-7	-	McKie, 3
Vermont	8-18	-10	Keita, 4
FIU	11-2	+9	Keita, 6
vs. Seton Hall	16-13	+3	Gravett, 11
at USF	13-14	-1	Felder, 11
Clemson	3-29	-26	Gravett, 2
Lander	37-25	+12	Felder, 20
at Memphis	18-7	+11	Felder, 10
at Georgia			
Texas A&M			
at Tennessee			
Ole Miss			
Florida			
at Kentucky			
Auburn			
at Missouri			
at LSU			
Georgia			
Alabama			
at Mississippi State			
Arkansas			
at Vanderbilt			
at Florida			
Tennessee			
Mississippi State			
at Ole Miss			

## SPECIALTY STATS

(PP) points in paint; (OT) points off turnovers; (2nd) second chance points; (FB) fast break points

(South Carolina-Opponent)

GAME	PP	OT	2ND	FB
La Tech	38-30	17-18	19-9	13-10
Holy Cross	30-20	12-9	13-4	14-4
Monmouth	24-26	10-13	12-17	0-10
SC State	44-12	23-9	28-4	14-4
Michigan	36-8	14-8	9-10	8-0
vs. Syracuse	30-8	11-11	9-10	8-3
Vermont	46-18	24-11	11-11	9-3
FIU	34-26	24-6	17-10	13-4
vs. Seton Hall	28-28	19-18	5-15	6-6
at USF	30-24	16-12	17-11	9-11
Clemson	36-33	10-10	18-13	6-15
Lander	40-24	15-7	16-7	23-14
at Memphis	14-32	9-13	5-6	3-10
at Georgia				
Texas A&M				
at Tennessee				
Ole Miss				
Florida				
at Kentucky				
Auburn				
at Missouri				
at LSU				
Georgia				
Alabama				
at Mississippi State				
Arkansas				
at Vanderbilt				
at Florida				
Tennessee				
Mississippi State				
at Ole Miss				
<b>SC Total</b>	<b>430</b>	<b>204</b>	<b>179</b>	<b>126</b>
<b>SC Average</b>	<b>33.1</b>	<b>15.7</b>	<b>13.8</b>	<b>9.7</b>
Opp Total	289	145	127	95
Opp Average	22.2	11.2	9.8	7.3

## UNIVERSITY INFORMATION

Location..... Columbia, S.C.  
 Founded..... 1801  
 Enrollment..... 33,724  
 Nickname..... Gamecocks  
 Colors ..... Garnet (PMS 202) and Black  
 National Affiliation ..... NCAA Division I  
 Conference..... Southeastern (SEC)  
 Athletics Web Address ..... www.GamecocksOnline.com  
 University Web Address..... www.sc.edu  
 President ..... Dr. Harris Pastides  
 NCAA Representative ..... Dr. Valinda Littlefield  
 Athletics Director ..... Ray Tanner  
 Basketball Administrator/Chief Operating Officer..... Kevin O'Connell

## BASKETBALL STAFF/INFORMATION

Head Coach ..... Frank Martin  
 Alma Mater ..... Florida International, '93  
 Record At South Carolina/Seasons ..... 80-66 (.547), 5th season  
 Overall Record/Seasons ..... 197-120 (.621), 10 season  
 Assoc. Head Coach/Recruiting Coord. .... Matt Figger (Eastern Kentucky, '95)  
 Assistant Coach ..... Perry Clark (Gettysburg, '74)  
 Assistant Coach ..... Bruce Shingler (St. Augustine's College, '05)  
 Director of Basketball Operations ..... Andy Assaley (Cincinnati, '96)  
 Strength & Conditioning Coach..... Scott Greenawalt (Muskingum College, '98)  
 Athletic Trainer ..... Mark Rodger (Buffalo, '01)  
 Video Coordinator ..... Jay Gibbons (Clayton State, '03)  
 Student-Athlete Development ..... Doug Edwards (Florida State, '07)  
 Student Assistant Coach ..... Brian Steele (South Carolina, '16)  
 Graduate Student Manager ..... Ryan McIntyre (West Virginia, '16)  
 Director of Social Media ..... Dushawn Davis (Coastal Carolina, '11)  
 Special Assistant to the Head Coach..... Jarett Gerald (South Carolina, '11)  
 Associate Media Relations Director..... Emily Miles (Ball State, '03)  
 Home Arena..... Colonial Life Arena  
 Capacity ..... 18,000  
 Arena General Manager..... Sid Kenyon  
 Press Row Phone Number ..... 803-777-6182

## BASKETBALL HISTORY

First Year of Basketball..... 1908  
 All-Time Record..... 1,377-1,215-1 (.531)  
 Overall Postseason Record..... 26-19  
 NCAA Tournament Appearances..... 8 (1971, 1972, 1973, 1974, 1989, 1997, 1998, 2004)  
 NCAA Tournament Record..... 4-9  
 Last NCAA Tournament Appearance ..... 2004, L vs. Memphis, 59-43  
 NIT Appearances ..... 11 (1969, 1975, 1978, 1983, 1991, 1996, 2001, 2002, 2005, 2006, 2009, 2016)  
 NIT Record ..... 22-10  
 Last NIT Appearance ..... 2016, L vs. Georgia Tech, 83-66  
 Conference Championships/Titles.....  
 ..... SoCon Regular Season (1927, 1933, 1934, 1945); SoCon Tournament  
 Champion (1933); ACC Regular Season (1970);  
 ..... ACC Champion (1971); SEC Regular Season (1997); SEC East Division  
 Co-Champions (2009)

## MEDIA RELATIONS

Associate Media Relations Director/Men's Basketball ..... Emily Miles  
 Miles' email ..... efeaney@mailbox.sc.edu  
 Miles' office phone ..... 803-777-7743  
 Miles' cell phone ..... 803-727-3284  
 Miles on Twitter..... @EmilyMiles\_SID  
 Website ..... GamecocksOnline.com

## SCOUTING GEORGIA

- Georgia enters Wednesday's matchup with a 9-4 overall record, which includes a 1-0 mark in league games after the Bulldogs came from behind to post a 96-84 road win at Auburn last Thursday in the league opener for both schools.



- UGA is led by head coach Mark Fox in his eighth season. Fox is 12-4 all-time vs. Carolina as a head coach.  
 - Junior forward Yante Maten paces the Bulldogs and ranks second in the SEC, scoring 20.6 points per game, while his 8.2 rebounds per game are a team best and rank third in the league.  
 - Maten was the team leader in Georgia's win over Auburn. He tallied his third 30-point game of the season with a season-high 31 points and added eight rebounds. He was 10-for-19 from the floor and he converted 9-for-9 from the foul line.  
 - Maten collected SEC co-player of the week honors on Monday for his performance last week in the win over Auburn.  
 - Senior guard J.J. Frazier also provides double digit points per game this season with 16.0 per outing. His 91.2 percent from the foul line is second in the SEC and ranks 18th nationally. Frazier averaged 17.3 points per game in three games vs. Carolina last season.  
 - Georgia is among SEC leaders in free throw percent (5th, 74.2%), rebound margin (4th, +5.4), assists (4th, 15.2) and assist to turnover ratio (4th, 1.1).  
 - Individually, Maten is fourth in the SEC in field goal percentage (56.4%), Frazier is tied for fifth in assists per game (4.4) and is second in free throw percent (91.2), and tied for fourth in steals per game (1.8).  
 - Georgia is 6-1 in home games this season, their only loss at Stegeman an 89-79 decision vs. Marquette on Dec. 4.

## A LOOK BACK AT THE NON-CONFERENCE

South Carolina faced a tough non-conference slate in 2016-17, highlighted by four contests away from home, including two neutral site and two true away games. Carolina posted an 8-1 record at home during non-league action, with wins over La Tech, Holy Cross, Monmouth, SC State, Michigan, Vermont, FIU and Lander. Carolina posted a strong 64-50 neutral site win over Syracuse at the Barclays Center in Brooklyn, and also captured a road win at USEF. Carolina's losses came in a three-point decision vs. Seton Hall at Madison Square Garden and a two-point home loss to Clemson before the break for the holiday. The final non-conference game of the regular season saw former Metro Conference foe Memphis post a 16-point win over Carolina at FedExForum. The Gamecocks concluded the non-conference slate at No. 50 in the NCAA RPI.

## DOZIER NUMBERS

South Carolina sophomore guard PJ Dozier has tallied double-digit points in 10 games this season, including in eight straight entering Wednesday's matchup at Georgia, scoring at least 15 points in seven of eight games during the stretch. His field goal percentage of 45.8 percent (76-166) is nearly 10 percentage points higher than last season's number of 38.1 percent (91-239) during his rookie campaign. Most notably is his accuracy from beyond the arc. Dozier connected on 10-of-47 attempts last season (21.3%), and has already surpassed his mark of made 3s just 13 games into this season, hitting 23-of-52 attempts at 44.2 percent. He is also making a mark on the defensive end, leading the team and the SEC with 31 steals, 2.4 per game, which ranks 14th nationally.

## GEORGIA SERIES

Georgia holds a 58-50 lead in the all-time series vs. South Carolina, including a 33-16 upperhand in games played in Athens. The Gamecocks and Bulldogs have met three times in both of the last two seasons, with UGA winning four of the six meetings, including four straight. UGA posted a 69-56 win in last season's meeting at Stegeman. Below is a breakdown of the series, and the last 10 meetings between the two schools:

### GEORGIA (50-58)

**H: 31-19; A: 16-33; N: 3-6**

F. 2, 2013	H	55-67	L
F. 23, 2013	A	54-62 (OT)	L
J. 22, 2014	A	76-97	L
F. 22, 2014	H	56-73	L
J. 31, 2015	H	67-50	W
F. 17, 2015	A	64-58	W
M. 3, 2015	N	62-74	L
F. 2, 2016	A	56-69	L
M. 3, 2016	H	72-74	L
M. 11, 2016	N	64-65	L

## OVER THE COURSE OF THE LAST FIVE GAMES...

- The Gamecocks are 2-3 over the course of the last five games, with losses to Seton Hall, Clemson and Memphis.
- As a team, Carolina is averaging 40.5 percent from the field (124-306), and holding opponents to 39.5 percent (103-261).
- Sophomore guard PJ Dozier is averaging 19.4 points per game, hitting 46.4% (39-84) from the field and 43.5% (10-23) from 3-point range.
- Rookie forward Maik Kotsar is averaging 8.0 points and a team high 8.0 rebounds per game.
- Sophomore forward Chris Silva is averaging 1.8 blocks per game, while also posting 8.6 points and 7.4 rebounds per contest.
- Carolina has dished 64 assists compared to 45 by its opponents during the stretch.
- Carolina has committed 65 turnovers compared to 78 by its opponents.

## BY THE NUMBERS

- 169** - South Carolina is 169-80 all-time at Colonial Life Arena, including an 8-1 mark this season.
- 300** - Senior guard Duane Notice collected the 300th assist of his career last Friday at Memphis.
- 108** - Senior guard Sindarius Thornwell currently ranks tied for fourth all-time with 108 career games started in the Garnet and Black. He has started every game of his Carolina career. He is three starts away from tying Alex English for third all-time with 111 career starts.
- 45.8%** - Sophomore guard PJ Dozier is currently averaging 45.8% from the floor this season. He hit just 38.1% from the floor during his rookie season.
- 23** - Dozier's 23 made 3s this season are 13 more than his total of 10 from his rookie campaign.
- 2.1** - Sophomore forward Chris Silva is averaging 2.1 blocks per game this season, which ranks sixth in the SEC and 44th nationally.
- 31.3** - Senior guard Duane Notice ranks seventh in the SEC with 31.3 minutes per outing.
- 13** - South Carolina's 13 steals vs. FIU on Dec. 4 marked a season high in the category, surpassing the previous high of 12 vs. Syracuse.
- 23** - The 23 turnovers by FIU marked a season high for Gamecock opponents.
- 2.4** - PJ Dozier's 2.4 steals per game leads the Gamecocks and ranks first in the SEC and 14th nationally. Dozier has five games this season with at least three steals, and collected a season high four steals vs. FIU.
- 144** - Senior guard Sindarius Thornwell now ranks in the top 10 in career steals at Carolina with 144, including 11 this season.
- 58.4%** - Rookie forward Maik Kotsar has hit 58.4 percent of his shot attempts through the first 13 games of the campaign, connecting on 52-of-89 attempts.
- 2,571** - Senior guards Duane Notice and Sindarius Thornwell have combined to score 2,571 points during their time in the Garnet and Black.
- 510** - Sindarius Thornwell ranks fourth among active players in the SEC with 510 career rebounds.
- 1,409** - Senior guard Sindarius Thornwell ranks 15th all-time at Carolina with 1,409 career points. He needs 16 points to pass Melvin Watson (1,424) for 14th all-time. Thornwell is just the fourth Gamecock to score at least 1,400 points since the turn of the century.
- 1,162** - Senior guard Duane Notice ranks 30th all-time at Carolina with 1,162 points. He is 31 points away from surpassing Michael Foster for 29th all-time.
- 29-2** - Over the course of the last two seasons, the Gamecocks are 29-2 in games when leading at the half. Carolina was 20-1 last season when leading at the half, and 9-1 this season when holding the edge at the break.

## THE DEFENSE

South Carolina is making headlines this season for its tenacious defense, which has held eight of 13 opponents to below 40% from the floor. The Gamecocks have ranked among the top 25 in the nation in field goal percentage defense at the conclusion of the last two seasons - 13th in 2014-15 when opponents hit 38.7%, and 25th in 2015-16 when opponents hit 39.7% - while Carolina currently ranks third nationally (opponent field goal percent of 35.9%) in the category this season.

## UP NEXT

South Carolina continues SEC play when it hosts Texas A&M this Saturday at 1:30 p.m. ET in the league home opener at Colonial Life Arena. The contest will be just the sixth all-time between the two schools and the third in Columbia. Spero Dedes (pxp) and Clark Kellogg (analyst) will handle the call on the nationally-televvised broadcast on CBS.

## CAROLINA TRENDS UNDER MARTIN

*Gamecock trends under Frank Martin ...*

- South Carolina is 50-34 when posting at least six made 3s in a game.
  - South Carolina posted a season high 12 made 3s in the 32-point win vs. Holy Cross on Nov. 13, 2016.
- South Carolina is 66-24 when scoring more points in the paint than its opponent.
  - The Gamecocks out-scored Syracuse 30-8 in points in the paint in the upset win at the Barclays Center on Nov. 26.
- South Carolina is 68-31 when holding its opponents to under 45 percent from the field.
  - South Carolina held Michigan to 19.2% from the field on Nov. 23.
- South Carolina is 64-28 when out-rebounding its opponent.
  - The Gamecocks out-rebounded SC State by 23 rebounds in the win on Nov. 18.

## MEMPHIS NOTABLES

- The Gamecocks were whistled for 30 fouls, six more than the previous high for this season (24 vs. Michigan).
- With his 13 points, PJ Dozier led the Gamecocks in scoring for the fourth time in the last five games and now has scored in double digits for eight straight games.
- Memphis outscored South Carolina 32-14 in the paint. It was just the second time all season that the Gamecocks were bested inside, the last coming against Monmouth.

## LANDER NOTABLES

- Sophomore guard PJ Dozier had his five-game streak of 20-plus points snapped Tuesday night as he finished with 15.
- Six Gamecocks played 20-plus minutes.
- Freshman forward Maik Kotsar recorded his first career double-double with 10 points and 11 rebounds.
- Tonight's win was Carolina's 24th in its last 28 games at Colonial Life Arena.
- Senior guard Duane Notice, who tallied one 3-point field goal, is now tied for third all-time in program history with Devan Downey (2007-10) with 174 career made 3s.

## CLEMSON NOTABLES

- Sophomore guard PJ Dozier had a new career-high 26 points. Tonight was his fifth-straight game with 20-plus.
- Carolina's defense has had eight-plus steals in six-straight games.
- Dozier tied a career-high with 34 minutes played.
- Sophomore forward Chris Silva tallied a new career-high with 14 points.
- Freshman Maik Kotsar was also in double-figures for the Gamecocks with 10 points. - Kotsar and Dozier tied for the team lead with eight rebounds.
- Tonight's loss was just the fourth for Carolina in its last 27 home games.

## USF NOTABLES

- Sophomore guard PJ Dozier had a new career-high 23 points. Today was his fourth-straight game with 20-plus.
- The Gamecocks forced 17 turnovers, including 9 steals.
- Carolina's stingy defense has had nine-plus steals in five-straight games.
- Senior guard Duane Notice, who tallied four made 3s in the second half, has recorded three or more made 3s in four games this season.
- Freshman guard Rakym Felder logged a new career-high with 11 points. He also set a new career-high with 3 made field goals from behind the arc.
- Dozier (5), Felder (5), Notice (4) and senior Justin McKie (3) accounted for 17 of the team's 18 assists.
- Carolina shot 53.6 percent in the second half (15-of-28), including 75 percent from 3 (6-of-8).

## SETON HALL NOTABLES

- Sophomore PJ Dozier, who tallied his first career 20-point game vs. Vermont on Dec. 1, scored 20 again for his third-straight outing with 20-plus.
- South Carolina forced 17 turnovers, including 10 steals.
- The 10 steals marked the Gamecocks fourth-consecutive game with 10-plus steals since tallying 11 vs. Syracuse on Nov. 26 in Brooklyn.
- Sophomore guard Hassani Gravett tallied his first career game in double-figures after scoring 11 Monday night.
- Gravett tied a career-high with two 3-pointers.
- Sophomore Chris Silva logged a season-high 29 minutes.
- Silva, who had four blocks Monday, has had two or more blocks in seven of Carolina's nine games.

## THORNWELL NAMED TO PRESEASON SQUAD

Senior guard Sindarius Thornwell was named to the Preseason All-SEC First Team on Thursday by the league's coaches. Thornwell enters the season as the league's high scorer for active players with 1,278 career points. This marks the third-straight season that Thornwell has garnered preseason honors from the coaches, as he was named to the Preseason All-SEC Second Team prior to his sophomore and junior campaigns.

## 2016-17 SCHEDULE

South Carolina has an exciting schedule set for the 2016-17 campaign. The slate features 14 games, with 10 home contests, including one exhibition. Highlighting the non-conference portion of the schedule is the Gamecocks' participation in the Brooklyn Hoops Holiday Invitational, as well as a matchup versus Seton Hall in the Under Armour "Reunion" double-header at Madison Square Garden in mid-December. The Gamecocks will face eight teams that advanced to the postseason a year ago, with four of those NCAA Tournament participants, including Syracuse, which advanced to the Final Four.

## GAMECOCKS CONCLUDE HISTORIC 2015-16 REGULAR SEASON

South Carolina concluded an historic regular season on March 5, 2015, with a 76-61 win on the road at Arkansas. That victory set the school record for regular-season wins at 24. The Gamecocks began the season 15-0, their best start since the 1933-34 campaign, and the 24 wins marked the most since the 1996-97 squad also posted 24 victories. In addition, South Carolina's 11 SEC wins marked the most since 1998, match the second-most ever by a Carolina team and marked just the fourth time that the Gamecocks had double-digit SEC wins in their 25 years in the league.

## GAMECOCKS ANNOUNCE MARTIN'S MATH CLUB

The SC Education Oversight Committee (EOC) announced on Nov. 28 "Martin's Math Club," a partnership with University of South Carolina head men's basketball coach Frank Martin and the University of South Carolina Athletics Department. Martin, a former high school math educator, developed the project designed to help young people learn that math is fun and relevant in their daily lives. The inaugural "Martin's Math Club" contest will run from November 28, 2016-February 24, 2017. The contest provides the opportunity for teachers and students in grades Kindergarten through 8th grade to win two tickets to a Gamecock men's basketball home game. With assistance from SC math educators, the EOC published 18 standards-based lessons for K-8th grade that incorporate math and basketball. For more information visit [helpwithmathsc.org](http://helpwithmathsc.org).

## NOTICE NOMINATED FOR NABC GOOD WORKS TEAM

University of South Carolina senior guard Duane Notice has been named a nominee for the Allstate NABC Good Works Team. It was announced by the National Association of Basketball Coaches (NABC) on Nov. 30. The team honors student-athletes for their outstanding community outreach. During his time at South Carolina Notice has been extremely involved in community outreach, spending time with several organizations such as: Harvest Hope Food Bank, Special Olympics, Palmetto Health Children's Hospital, Boy Scouts, the Dorn V.A. Medical Center in town, Ronald McDonald House, the Richland County Sheriff's Department, Epworth Children's Home and Brookland Baptist Church to name a few. Also of note, Notice and his teammates spent time volunteering with the Red Cross Flood Relief during the historic flooding in Columbia in October 2015, making care packages of food and personal hygiene products for families who had been devastated by the flooding. Members of the Allstate NABC Good Works Team® will be invited by Allstate, an official corporate partner of the NCAA, to the 2017 NABC Convention and 2017 NCAA Men's Final Four® in Phoenix, where they will participate in a community service project benefiting the city. More information about the Allstate NABC Good Works Team® is available at [www.nabc.org](http://www.nabc.org).

# RECORD BOOK WATCH

### GAMES STARTED

- 116, Melvin Watson (1995-98)
- 116, BJ McKie (1996-99)
- 111, Alex English (1973-76)
- 108, Sindarius Thornwell (2013-present)**
- 108, Nate Davis (1974-77)
- 107, Mike Doyle (1977-80)
- 105, Mike Dunleavy (1973-76)
- 105, Jack Gilloon (1975-78)
- 102, Tre' Kelley (2003-07)
- 102, Chuck Eidson (2000-03)
- 102, Brad Jergenson (1981-84)

### FREE THROWS MADE

- 672, BJ McKie (1996-99)
- 578, John Roche (1969-71)
- 567, Art Whisnant (1960-62)
- 390, Sindarius Thornwell (2013-present)**
- 389, Jimmy Foster (1981-84)
- 382, Lee Collins (1953-56)
- 382, Kevin Joyce (1971-73)
- 356, Mike Dunleavy (1973-76)
- 355, Devan Downey (2007-10)
- 351, Joe Smith (1952-55)

### 3-POINT FIELD GOALS MADE

- 264, Jamel Bradley (1999-2002)
- 215, BJ McKie (1996-99)
- 174, Duane Notice (2013-present)**
- 174, Devan Downey (2007-10)
- 169, Brenton Williams (2011-14)
- 167, Tre' Kelley (2004-07)
- 152, Larry Davis (1996-97)
- 147, Brandis Raley-Ross (2006-10)
- 139, Jo Jo English (1989-92)
- 135, Sindarius Thornwell (2013-present)**

### 3-POINT FIELD GOALS ATTEMPTED

- 686, Jamel Bradley (1999-2002)
- 554, BJ McKie (1996-99)
- 503, Devan Downey (2007-10)
- 503, Tre' Kelley (2004-07)
- 468, Duane Notice (2013-present)**
- 415, Larry Davis (1996-97)
- 410, Brenton Williams (2011-14)
- 409, Sindarius Thornwell (2013-present)**
- 403, Aaron Lucas (1999-2002)
- 396, Brandis Raley-Ross (2006-10)

### 3-POINT PCT. (Min. 50 made)

- .466 (117-251), Brent Price (1988-89)
- .412 (169-410), Brenton Williams (2011-14)
- .410 (102-249), Bryce Sheldon (2006-07)
- .396 (131-330), Evaldas Baniulis (2006-10)
- .388 (215-554), BJ McKie (1996-99)
- .385 (264-686), Jamel Bradley (1999-2002)
- .376 (139-370), Jo Jo English (1989-92)
- .371 (174-468), Duane Notice (2013-present)**
- .371 (147-396), Brandis Raley-Ross (2006-10)
- .366 (152-415), Larry Davis (1996-97)

### STEALS

- 277, Devan Downey (2007-10)
- 272, Chuck Eidson (2000-03)
- 223, Barry Manning (1988-92)
- 194, Melvin Watson (1995-98)
- 165, BJ McKie (1996-99)
- 165, Michael Foster (1984-87)
- 152, Jamie Watson (1991-94)
- 144, Sindarius Thornwell (2013-present)**
- 142, Tarence Kinsey (2003-06)
- 141, Carlos Powel (2001-05)



# LAST SEASON VS. GEORGIA

## GAME 22 - GEORGIA 69, CAROLINA 56 FEB. 2, 2016/ATHENS, GA.

ATHENS, Ga. - The No. 25/23 South Carolina men's basketball team was unable to overcome first-half offensive woes and lost at Georgia Tuesday night, 69-56. The Bulldogs (12-7, 5-4 SEC) held off numerous second-half rallies from the Gamecocks (19-3, 6-3) and had four players reach double figures in scoring. Sindarius Thornwell and Michael Carrera finished with double-doubles for Carolina.

It was a slow start to the night for the visiting Gamecocks on the offensive end. The team started 0-of-5 from the field and sat at just 3-of-20 through the first 16 minutes of action. Thankfully for Carolina, the Bulldogs would not take full advantage and led just 23-16 when the Gamecocks broke a five-minute field goal drought with three straight makes to take it into the final three minutes of the half. A pair of baskets from Georgia's Yante Maten pushed the lead up to double digits heading into halftime, 33-23.

The Gamecocks shot just 6-of-28 (21.4 percent) in the first half. Sindarius Thornwell led the team with nine points and five rebounds, Michael Carrera pitched in eight points, four rebounds and three blocks. Georgia had a pair of scorers reach double figures in the period, with Maten and Kenny Gaines sharing the half's scoring lead at 10 points apiece.

Georgia's lead grew to 13 after a 3-pointer from J.J. Frazier opened the second half, but the Gamecocks weathered the storm and cut it back to a two-possession game thanks to an 8-0 run. In the span of just three possessions, Duane Notice and Thornwell hit 3s and Carrera added a jumper to cut it to 39-34 with 15:55 still to go in the game.

While the Gamecocks were able to pare down the big lead, it would be unable to string together enough stops to get over the hump. The team came all the way back to two, 50-48, with six minutes left, but Georgia responded with two quick baskets. Three minutes later, Frazier hit a 3-pointer to extend the lead back up to seven. He would provide the dagger in the waning minutes, taking a pass off an offensive rebound and hitting another 3 to push the Bulldog lead to 62-53, its largest margin since 17:11 in the period.

After starting the second half hitting 9-of-16 field goals, the Gamecock offense cooled down at an inopportune time. The team made just one field goal in the final four minutes of the game, allowing Georgia to push back into a double-digit lead before the final horn.

## GAME 22



Official Basketball Box Score - Game Totals - Final Statistics  
S. Carolina vs Georgia  
02/02/16 7:00 PM ET at Stegeman Coliseum - Athens, Ga.

### S. Carolina 56 • 19-3, 6-3

#	Player	Total		3-Ptr		Rebounds		PF	TP	A	TO	Blk	Stl	Min		
		FG	FGA	FG	FGA	FT	FTA								Off	Def
24	CARRERA, Michael	4	12	2	5	1	8	10	5	11	0	4	3	0	27	
25	KACINAS, Mindaugas	2	7	0	1	3	6	5	1	6	2	7	1	3	0	32
30	SILVA, Chris	1	2	0	1	1	2	3	5	3	0	2	2	0	8	
00	THORNWELL, Sindarius	5	15	2	8	6	3	8	11	18	1	1	2	1	37	
15	DOZIER, PJ	2	8	0	1	0	1	4	4	3	2	0	1	24		
01	STROMAN, Marcus	0	1	0	0	0	1	1	0	0	0	0	0	6		
02	DOBY, Raymond	0	0	0	0	0	0	0	0	0	0	0	0	6		
04	GREGORY, Jamall	0	0	0	0	0	1	1	0	0	0	0	1	3		
10	NOTICE, Duane	2	8	2	6	0	0	1	2	6	3	1	0	30		
14	CHATKEVICIUS, L.	2	4	1	2	0	1	3	7	1	1	0	0	22		
20	MCKIE, Justin	0	0	0	0	0	1	0	0	0	0	0	0	2		
23	COBB, Eric	0	0	0	0	0	0	0	0	0	0	0	0	3		
	Team						1	2								
	Totals	18	57	7	22	13	19	25	38	23	56	9	14	9	200	

FG % 1st Half:	6-28	21.4%	2nd Half:	12-29	41.4%	Game:	18-57	31.6%	Deadball Rebounds:	2
3FG % 1st Half:	3-11	27.3%	2nd Half:	4-11	36.4%	Game:	7-22	31.8%		
FT % 1st Half:	8-11	72.7%	2nd Half:	5-8	62.5%	Game:	13-19	68.4%		

### Georgia 69 • 12-8, 5-4

#	Player	Total		3-Ptr		Rebounds		PF	TP	A	TO	Blk	Stl	Min	
		FG	FGA	FG	FGA	FT	FTA								Off
01	MATEN, Yante	8	15	0	0	2	3	7	8	1	8	0	2	4	37
25	GENO, Kenny Paul	1	3	0	2	0	1	2	3	2	0	0	0	1	17
04	MANN, Charles	2	5	1	3	6	1	3	4	11	3	3	0	1	31
12	GAINES, Kenny	6	15	3	8	2	4	1	6	7	2	17	3	2	35
30	FRAZIER, J.J.	3	11	3	8	4	6	5	6	4	13	5	2	4	25
00	JACKSON II, William	0	2	0	1	0	1	0	1	0	0	0	0	1	8
13	WILDRIDGE, E'Torrion	1	1	1	2	0	1	1	0	5	0	1	0	1	6
24	KESSLER, Houston	0	0	0	0	0	1	1	0	0	0	0	0	1	6
20	EDWARDS, Mike	0	1	0	1	2	3	2	1	0	2	0	0	1	6
34	OGBEIDE, Derek	1	4	0	0	3	4	7	2	2	0	2	0	0	13
	Team						3	3							
	Totals	22	57	8	23	17	25	33	43	19	69	11	1	9	200

FG % 1st Half:	12-29	41.4%	2nd Half:	10-28	35.7%	Game:	22-57	38.6%	Deadball Rebounds:	5
3FG % 1st Half:	4-11	36.4%	2nd Half:	4-12	33.3%	Game:	8-23	34.8%		
FT % 1st Half:	5-8	62.5%	2nd Half:	12-17	70.6%	Game:	17-25	68.0%		

Score by periods	1st	2nd	Total
S. Carolina	23	33	56
Georgia	33	36	69

Last FG - SC 2nd-00:39, UGA 2nd-01:52.  
Largest lead - SC by 3 1st-13:21, UGA by 13 2nd-19:25.  
SC led for 02:45. UGA led for 36:46. Game was tied for 00:29.

## GAME 30 - GEORGIA 74, CAROLINA 72 MARCH 3, 2016/COLONIAL LIFE ARENA

COLUMBIA, S.C. - The South Carolina men's basketball team (23-7, 10-7 SEC) dropped a slugfest in its home finale Thursday night, losing 74-72 to Georgia (16-12, 9-8). The two sides would exchange the lead four times in the second half behind big runs, with the Bulldogs pulling ahead in the final three minutes to hold on for the win.

Mindaugas Kacinas led the team with 21 points on his senior night, with fellow seniors Michael Carrera and Laimonas Chatkevicius also providing big moments in their final game at Colonial Life Arena.

The Gamecocks came off the tip fired up and saw their first eight points come from Kacinas and Carrera, but the aggressive pace would work against them. After taking an 8-2 lead just three minutes in, South Carolina went through a four-minute scoreless drought that was compounded by a 10-0 run by Georgia to flip the score in its favor. Kacinas broke the stretch with his third-straight made 3-pointer, but the rest of the team shot just 1-of-10 from the field in the opening eight minutes.

Georgia's defensive zone slowed down South Carolina's penetration, forcing the Gamecocks to settle for 3s on almost half (16 of 37) of their possessions in the first half. When they could work it inside in the first half, they saw an effective performance from Laimonas Chatkevicius, who finished the opening period with six points and six rebounds.

After the 10-0 run to take over the lead, the Bulldogs held the lead for the rest of the half, pushing ahead by as much as eight before the Gamecocks cut it to 39-34 by the horn. Kacinas' nine points led the way for the home side, while Georgia's Kenny Gaines led all scorers with 14.

The Bulldogs opened the second half with four-straight points and threatened to put the game out of reach early, but the Gamecocks responded with an 8-0 run to cut the deficit to 43-42. The Lithuanians scored on back-to-back possessions, and Sindarius Thornwell converted on two trips down the court after that to force Georgia into an early timeout.

South Carolina wasn't able to fully capitalize on the run, though, as it missed six-straight shots and committed four turnovers over the next five minutes. That cold stretch allowed the Bulldogs to pull back ahead by multiple possessions, 47-42, with 12 minutes left to play.

Michael Carrera started his night uncharacteristically cold from the field, missing three of his first 16 shots from the field, but he would heat up at just the right time to get the Gamecocks out of their slump. The senior hit a 3 from the top of the key, then poked the ball away for a fast-break dunk on the very next possession to tie the game up at 49 and send the crowd into a frenzy. On Georgia's next possession, he pulled down a rebound and drew a foul. His two makes gave Carolina its first lead of the night and capped a personal 7-0 run in just under 90 seconds.

Georgia went over eight minutes without a field goal to allow the Gamecocks to take the lead, but a quick 7-0 pushed the visitors back ahead 57-55 after Carolina had a pair of misses around the basket.

The lead yo-yoed back to Carolina after baskets on three-straight possessions made it 63-60 with just 3:32 left to play. Thornwell again found success on the dribble-drive and earned a pair of easy baskets inside to help his side retake the lead. Georgia would get the last punch, though, with an 11-0 run to take the 71-63 lead heading into the final minute that would be too much to overcome. Carolina hit a trio of 3s in the final 30 seconds, but the Bulldogs hit their free throws and held off any chance of a comeback.

## GAME 30



Official Basketball Box Score - Game Totals - Final Statistics  
Georgia vs South Carolina  
3/3/16 7 p.m. ET at Columbia, S.C. (Colonial Life Arena)

### Georgia 74 • 16-12, 9-8 SEC

#	Player	Total		3-Ptr		Rebounds		PF	TP	A	TO	Blk	Stl	Min		
		FG	FGA	FG	FGA	FT	FTA								Off	Def
01	MATEN, Yante	4	9	0	1	5	2	5	7	4	13	1	3	3	32	
34	OGBEIDE, Derek	2	3	0	0	1	2	4	1	5	3	5	1	2	30	
04	MANN, Charles	0	3	0	1	6	7	1	7	8	2	6	2	4	0	15
12	GAINES, Kenny	6	17	4	8	4	5	2	2	4	2	2	0	3	38	
30	FRAZIER, J.J.	5	17	2	8	7	8	1	8	9	2	19	7	2	0	36
13	WILDRIDGE, E'Torrion	0	0	0	0	0	0	0	0	0	0	0	0	0	4	
24	KESSLER, Houston	2	2	0	0	0	4	4	2	4	2	4	0	1	22	
25	GENO, Kenny Paul	2	2	1	1	0	1	3	4	2	5	0	2	2	14	
20	EDWARDS, Mike	1	2	0	0	0	2	0	2	1	2	0	0	0	11	
	Team						2	1								
	Totals	22	55	7	19	23	27	15	31	48	74	11	19	9	200	

FG % 1st Half:	13-30	43.3%	2nd Half:	9-25	36.0%	Game:	22-55	40.0%	Deadball Rebounds:	2
3FG % 1st Half:	4-11	36.4%	2nd Half:	3-8	37.5%	Game:	7-19	36.8%		
FT % 1st Half:	9-10	90.0%	2nd Half:	14-17	82.4%	Game:	23-27	85.2%		

### South Carolina 72 • 23-7, 10-7 SEC

#	Player	Total		3-Ptr		Rebounds		PF	TP	A	TO	Blk	Stl	Min		
		FG	FGA	FG	FGA	FT	FTA								Off	Def
14	CHATKEVICIUS, L.	3	11	0	0	2	2	5	7	8	2	1	1	2	24	
24	CARRERA, Michael	5	21	1	10	2	2	4	5	3	13	0	0	0	35	
25	KACINAS, Mindaugas	6	12	1	7	4	4	2	3	5	3	2	0	1	30	
00	THORNWELL, Sindarius	7	17	1	4	1	2	1	3	4	2	6	7	1	0	39
10	NOTICE, Duane	1	7	1	4	0	0	2	0	3	3	2	1	0	35	
00	STROMAN, Marcus	0	0	0	0	1	2	0	0	0	1	0	0	0	8	
04	GREGORY, Jamall	1	2	0	0	2	2	3	4	0	0	0	0	0	12	
15	DOZIER, PJ	1	2	1	1	0	1	1	2	3	4	0	4	0	11	
30	SILVA, Chris	1	1	0	0	1	2	2	3	0	2	0	0	0	9	
	Team						5	2								
	Totals	25	73	9	26	13	16	19	35	20	72	11	9	3	200	

FG % 1st Half:	12-37	32.4%	2nd Half:	13-36	36.1%	Game:	25-73	34.2%	Deadball Rebounds:	3
3FG % 1st Half:	5-16	31.3%	2nd Half:	4-10	40.0%	Game:	9-26	34.6%		
FT % 1st Half:	5-8	62.5%	2nd Half:	8-8	100.0%	Game:	13-16	81.3%		

Officials: Tony Greene, Lee Cassell, Tim Gattis  
Technical fouls: Georgia-None, South Carolina-None.  
Attendance: 15397

Score by periods	1st	2nd	Total
Georgia	39	35	74
South Carolina	34	38	72

Last FG - UGA 2nd-01:14, SC 2nd-00:01.  
Largest lead - UGA by 2 2nd-18:46, SC by 6 1st-17:16.  
UGA led for 28:03. SC led for 08:06. Game was tied for 03:51.

## GAME 32 - GEORGIA 65, CAROLINA 64 MARCH 11, 2016/NASHVILLE, TENN.

NASHVILLE, Tenn. - The South Carolina men's basketball team (24-8) dropped its SEC tournament quarterfinal meeting with Georgia (19-12) in heartbreaking fashion Friday night, losing 65-64 in the final seconds of regulation. Sindarius Thornwell led the team with 23 points.

The early pace of play was very much in line with the recent history of the rivalry, with physical defense found on both ends of the floor. The Gamecocks took the lead from the jump, but both offenses suffered from turnover issues in the opening 10 minutes and scored just 15 points between them in that span.

The offense picked up down the stretch, first from South Carolina. The Gamecocks made 6-of-8 field goals over a stretch of five minutes to extend their lead as high as 11, 29-18, with four minutes to play in the period. Sindarius Thornwell led the way with 13 first-half points, but it would again be a group effort for South Carolina in the absence of Michael Carrera. Seven players would score at least a point in the first half.

Georgia made a run to close out the opening period, taking advantage of a four-minute scoreless drought from the Gamecocks after taking the 29-18 lead. Six free throws in the closing minutes made up the bulk of what ended up as an 8-0 run to send the game into halftime with Carolina ahead 29-26.

The opening 20 minutes were a defensive aficionado's delight, with the two teams forcing 21 combined turnovers and shooting just 18-of



## ROSTER BREAKDOWN

### Returning Starters (2)

Duane Notice  
Sindarius Thornwell  
*\*based on final game of 2015-16 season*

### Returning Letterwinners (8)

TeMarcus Blanton  
PJ Dozier  
Jarrell Holliman  
Justin McKie  
Duane Notice  
John Ragin  
Chris Silva  
Sindarius Thornwell

### Guards (12)

Tommy Corchiani  
Rakym Felder  
Evan Hinson  
PJ Dozier  
John Ragin  
TeMarcus Blanton  
Hassani Gravett  
Kory Holden  
Justin McKie  
Duane Notice  
Christian Schmitt  
Sindarius Thornwell

### Forwards (6)

Khadim Gueye  
Sedee Keita  
Maik Kotsar  
Chris Silva  
Ran Tut  
Jarrell Holliman

### By Height

Christian Schmitt (6-0)  
Rakym Felder (6-1)  
Tommy Corchiani (6-1)  
Hassani Gravett (6-1)  
Kory Holden (6-1)  
John Ragin (6-2)  
Duane Notice (6-2)  
Evan Hinson (6-4)  
Justin McKie (6-4)  
TeMarcus Blanton (6-5)  
Sindarius Thornwell (6-5)  
PJ Dozier (6-6)  
Jarrell Holliman (6-7)  
Sedee Keita (6-9)  
Chris Silva (6-9)  
Ran Tut (6-9)  
Maik Kotsar (6-10)  
Khadim Gueye (7-0)

## 2016-17 SOUTH CAROLINA MEN'S BASKETBALL ROSTER

### Alphabetical Roster

No.	Name	Pos.	Ht.	Wt.	Cl.	Exp.	Hometown/High/Last School
5	TeMarcus Blanton	G	6-5	206	R-SO	1VL	Locust Grove, Ga./Luella
13	Tommy Corchiani	G	6-1	173	FR	HS	Raleigh, N.C./Ravenscroft High School
15	PJ Dozier	G	6-6	205	SO	1VL	Columbia, S.C./Spring Valley
4	Rakym Felder	G	5-10	210	FR	HS	Brooklyn, N.Y./Lincoln High School
2	Hassani Gravett	G	6-1	183	SO	TR	Villa Rica, Ga./Alexander/Pensacola State College
12	Khadim Gueye	F	7-0	235	FR	HS	Dakar, Senegal/Bradenton, Fla./Victory Rock Prep
23	Evan Hinson	G	6-4	240	FR	HS	Deltona, Fla./Deltona
1	Kory Holden	G	6-1	181	JR	2VL/TR	Salisbury, Md./J.M. Bennett/Delaware
31	Jarrell Holliman	F	6-7	206	R-JR	2VL	Alpharetta, Ga./Alpharetta/Elmhurst College
24	Sedee Keita	F	6-9	240	FR	HS	Philadelphia, Pa./22ft Basketball Academy
21	Maik Kotsar	F	6-10	245	FR	HS	Tallin, Estonia/Wichita, Kan./Sunrise Christian Academy
20	Justin McKie	G	6-4	204	SR	3VL	Columbia, S.C./Irmo
10	Duane Notice	G	6-2	225	SR	3VL	Woodbridge, Canada/St. Michael's/St. Thomas More (Oakdale, Conn.)
34	John Ragin	G	6-2	177	SO	1VL	Eastover, S.C./Cardinal Newman
25	Christian Schmitt	G	6-0	175	FR	HS	Mars, Pa./Mars Area High School
30	Chris Silva	F	6-9	223	SO	1VL	Libreville, Gabon/Roselle (N.J.) Catholic
0	Sindarius Thornwell	G	6-5	211	SR	3VL	Lancaster, S.C./Oak Hill Academy
14	Ran Tut	F	6-9	210	JR	TR	Melbourne, Australia/Edison Academy/Monroe College

### Numerical Roster

No.	Name	Pos.	Ht.	Wt.	Cl.	Exp.	Hometown/High/Last School
0	Sindarius Thornwell	G	6-5	211	SR	3VL	Lancaster, S.C./Oak Hill Academy
1	Kory Holden	G	6-1	181	JR	2VL/TR	Salisbury, Md./J.M. Bennett/Delaware
2	Hassani Gravett	G	6-1	183	SO	TR	Villa Rica, Ga./Alexander/Pensacola State College
4	Rakym Felder	G	5-10	210	FR	HS	Brooklyn, N.Y./Lincoln High School
5	TeMarcus Blanton	G	6-5	206	R-SO	1VL	Locust Grove, Ga./Luella
10	Duane Notice	G	6-2	225	SR	3VL	Woodbridge, Canada/St. Michael's/St. Thomas More (Oakdale, Conn.)
12	Khadim Gueye	F	7-0	235	FR	HS	Dakar, Senegal/Bradenton, Fla./Victory Rock Prep
13	Tommy Corchiani	G	6-1	173	FR	HS	Raleigh, N.C./Ravenscroft High School
14	Ran Tut	F	6-9	210	JR	TR	Melbourne, Australia/Edison Academy/Monroe College
15	PJ Dozier	G	6-6	205	SO	1VL	Columbia, S.C./Spring Valley
20	Justin McKie	G	6-4	204	SR	3VL	Columbia, S.C./Irmo
21	Maik Kotsar	F	6-10	245	FR	HS	Tallin, Estonia/Wichita, Kan./Sunrise Christian Academy
23	Evan Hinson	G	6-4	240	FR	HS	Deltona, Fla./Deltona
24	Sedee Keita	F	6-9	240	FR	HS	Philadelphia, Pa./22ft Basketball Academy
25	Christian Schmitt	G	6-0	175	FR	HS	Mars, Pa./Mars Area High School
30	Chris Silva	F	6-9	223	SO	1VL	Libreville, Gabon/Roselle (N.J.) Catholic
31	Jarrell Holliman	F	6-7	206	R-JR	2VL	Alpharetta, Ga./Alpharetta/Elmhurst College
34	John Ragin	G	6-2	177	SO	1VL	Eastover, S.C./Cardinal Newman

**Head Coach:** Frank Martin (Florida International, '93)

**Associate Head Coach/Recruiting Coordinator:** Matt Figger (Eastern Kentucky, '95)

**Assistant Coach:** Perry Clark (Gettysburg, '74)

**Assistant Coach:** Bruce Shingler (St. Augustine's College, '05)

**Director of Basketball Operations:** Andy Assaley (Cincinnati, '96)

**Strength & Conditioning Coach:** Scott Greenawalt (Muskingum College, '98)

**Athletic Trainer:** Mark Rodger (Buffalo, '01)

**Student-Athlete Development:** Doug Edwards (Florida State, '07)

**Video Coordinator:** Jay Gibbons (Clayton State, '03)

**Student Assistant Coach:** Brian Steele (South Carolina, '16)

**Graduate Student Manager:** Ryan McIntyre (West Virginia, '16)

**Director of Social Media:** Dushawn Davis (Coastal Carolina, '11)

**Special Assistant to the Head Coach:** Jarett Gerald (South Carolina, '11)

**Associate Media Relations Director:** Emily Miles (Ball State, '03)

### TOP RETURNING ...

Scorer Thornwell, ..... 14.5 ppg  
Rebounder ..... Thornwell, 4.8 rpg  
Assist Maker ..... Thornwell, 3.8 apg  
FG Shooter \* ..... Silva, 48.2 FG%  
3-Point FG Shooter \$ ..... Notice, 39.8 3FG%  
FT Shooter \$ ..... Thornwell, 76.4%  
Shot Blocker ..... Silva, 0.9 bpg  
Steal Maker ..... Thornwell, 1.5 spg

\* at least 100 attempts

\$ at least 50 attempts

### PRONUNCIATION GUIDE

RAH-kim Felder  
HA-deem Gaye  
Cee-dee K-ta  
Mike Coat-sar  
Justin MACK-ee



# HEAD COACH FRANK MARTIN

HEAD COACH | 10TH SEASON OVERALL | 197-120 (.621) | FIFTH SEASON AT SOUTH CAROLINA | 80-66 (.547)

## THE MARTIN FILE

### COACHING

#### Experience

32nd year

#### College Experience

17th season

#### College Head Coach Experience

10th season

#### Hire Date At Carolina

March 27, 2012

### PERSONAL

#### Hometown

Miami, Fla.

#### Alma Mater

Florida International, 1993 (B.A. Physical Ed.)

#### Family

Wife, Anya

Children, Brandon, Amalia and Christian

### COACHING RESUME

#### High School

Miami Senior High, 1985-93

Varsity Boys' Assistant Coach

Junior Varsity Boys' Head Coach

North Miami High, Head Coach, 1993-95

Miami Senior High, Head Coach, 1995-98

B.T. Washington High, Head Coach, 1999-2000

#### College Assistant Coach

Northeastern, 2000-04

Cincinnati, 2004-06

Kansas State, 2006-07

#### College Head Coach

Kansas State, 2007-12

South Carolina, 2012-present

Frank Martin was named the head men's basketball coach at the University of South Carolina on March 27, 2012, becoming the 32nd head coach in the history of the South Carolina program, which enters its 109th season as a varsity sport in 2016-17. Martin owns a 187-117 (.600) overall record as a head coach, entering his 10th season overall, and a 70-63 (.526) record entering his fifth season at South Carolina.

In Martin's fourth season leading the Garnet and Black (2015-16), Carolina put together one of the top seasons in its history, matching a school record for wins with a 25-9 overall record on the year, while the Gamecocks reached double-digit SEC wins for just the fourth time since joining the league, posting an 11-7 mark in conference contests. The SEC finish was Carolina's highest since the league combined its East and West Divisions prior to the 2012 season. South Carolina began the season 15-0, its best start since the 1933-34 campaign and went on to post a school-record 24 regular-season wins.

The Gamecocks received votes or were ranked for 15 weeks in the USA Today Coaches Poll, rising to as high as 15th, and for a total of 14 weeks in the AP poll, rising to as high as 19th, during the season. Carolina advanced to postseason play for the first time since 2009, making their 12th appearance in the Postseason NIT as one of the top four seeds in the event. The Gamecocks posted a win over High Point in the opening round, before suffering a season-ending loss to visiting Georgia Tech on March 21.

Three Gamecocks were honored with postseason awards by the SEC coaches, with senior forward Michael Carrera earning First Team All-SEC accolades, junior guard Sindarius Thornwell was named to the All-Defensive Team and junior guard Duane Notice was named the league's Sixth Man of the Year. Carrera went on to earn honors from several organizations following the best season of his career. Carrera, Notice and Thornwell each reached the 1,000 career-point plateau during the season as well.

Prior to his appointment in Columbia, Martin spent the previous five season as the head coach at Kansas State University, leading the Wildcats to the NCAA Tournament four times, including a trip to the "Elite 8," during the 2009-10 campaign when the squad won a school record 29 contests. Martin's Wildcats won at least 21 games in each of his five seasons at the helm, as the program compiled a record of 117-54 (.684) under his direction. During that time, Kansas State posted a 50-32 (.609) record in Big 12 Conference games, finishing fifth or higher in each season, with three season finishes of third or better.

A native of Miami, Fla., Martin earned his bachelor's degree in physical education from Florida International in 1993. He and his wife, Anya, have three children, Brandon, Amalia and Christian.

## MARTIN'S CAREER RECORD, YEAR-BY-YEAR

YEAR	RECORD	CONFERENCE (FINISH)	POSTSEASON
2007-08	21-12	10-6 (3rd)	1-1; NCAA Tournament 2nd Round
2008-09	22-12	9-7 (t4th)	1-1; NIT
2009-10	29-8	11-5 (t2nd)	3-1; NCAA Tournament Elite Eight
2010-11	23-11	10-6 (t3rd)	1-1; NCAA Tournament Third Round
2011-12	22-11	10-8 (5th)	1-1; NCAA Tournament Third Round
2012-13	14-18	4-14 (t12th)	-
2013-14	14-20	5-13 (13th)	-
2014-15	17-16	6-12 (t11th)	-
2015-16	25-9	11-7 (t3rd)	1-1; NIT
2016-17	10-3	-	-
<b>Totals</b>	<b>197-120 (.621)</b>	<b>176-78 (.493)</b>	<b>8-6 (.571)/4 NCAA/2 NIT</b>

# GAMECOCK SUPERLATIVES UNDER MARTIN

## Most Field Goals Made

- 39, vs. High Point (March 15, 2016)
- 37, vs. Hofstra (Nov. 22, 2015)
- 35, vs. Lander (Dec. 27, 2016)
- 34, vs. Lipscomb (Nov. 27, 2015)  
34, vs. Marshall (Dec. 30, 2013)

## Most Field Goals Attempted

- 73, vs. Georgia (March 3, 2016)  
72, vs. Oral Roberts (Nov. 16, 2015)
- 71, vs. SC State (Jan. 5, 2013)
- 69, vs. Florida (Feb. 20, 2016)  
69, vs. USC Upstate (Dec. 19, 2013)

## Highest Field Goal Percent

- 60.0 (39-65) vs. High Point (March 15, 2016)
- 58.7 (27-46) vs. Holy Cross (Nov. 13, 2016)
- 58.3 (28-48) vs. Saint Mary's (Dec. 22, 2013)
- 57.7 (30-52) vs. Arkansas (Jan. 26, 2013)
- 56.4 (22-39) vs. Missouri State (Nov. 24, 2012)

## Most 3-Point Field Goals Made

- 13, vs. Rider (Nov. 19, 2012)
- 12, vs. Holy Cross (Nov. 13, 2016)  
12, at Texas A&M (Feb. 6, 2016)
- 11, vs. Auburn (March 12, 2014)
- 10, vs. vs. Lander (Dec. 27, 2016)  
10, at USF (Dec. 17, 2016)  
10, at Mississippi State (March 8, 2014)  
10, at Missouri (Jan. 25, 2014)  
10, vs. Missouri (Feb. 28, 2013)  
10, vs. Jacksonville (Dec. 7, 2012)

## Most 3-Point Field Goals Attempted

- 31, vs. Mississippi State (March 13, 2013)
- 30, at Alabama (Feb. 24, 2015)
- 29, vs. USC Upstate (Dec. 19, 2013)
- 27, vs. Francis Marion (Dec. 30, 2015)  
27, vs. Rider (Nov. 19, 2012)

## Highest 3-Point Field Goal Percentage (min. 10 attempts)

- 73.3 (11-15) vs. Auburn (March 12, 2014)
- 58.3 (7-12) vs. Arkansas (Jan. 26, 2013)
- 57.1 (12-21) at Texas A&M (Feb. 6, 2016)  
57.1 (8-14) at Georgia (Jan. 22, 2014)
- 54.5 (6-11) at Oklahoma State (Dec. 6, 2013)

## Most Free Throws Made

- 46, vs. Memphis (Jan. 2, 2016)
- 30, vs. Arkansas (March 13, 2014)
- 29, vs. Norfolk State (Nov. 14, 2015)
- 28, vs. Alabama (Jan. 30, 2016)  
28, vs. NC A&T (Dec. 30, 2014)  
28, vs. Mississippi State (March 6, 2013)  
28, at LSU (Jan. 16, 2013)

## Most Free Throws Attempted

- 63, vs. Memphis (Jan. 2, 2016)
- 46, vs. Alabama (Jan. 30, 2016)
- 42, vs. Norfolk State (Nov. 14, 2015)
- 41, vs. Mississippi State (Jan. 26, 2016)  
41, vs. Arkansas (March 13, 2014)

## Highest Free Throw Percentage (min. 10 attempts)

- 93.8 (15-16) vs. Holy Cross (Nov. 13, 2016)
- 93.3 (14-15) vs. Tennessee (Jan. 20, 2015)
- 92.9 (13-14) at Georgia (Feb. 17, 2015)
- 92.3 (12-13) at Tennessee (March 7, 2015)
- 85.2 (23-28) vs. Florida (Jan. 7, 2015)

## Most Offensive Rebounds

- 26, vs. Vanderbilt (Feb. 13, 2014)
- 24, at St. John's (Nov. 29, 2012)
- 21, vs. Akron (Nov. 23, 2014)  
21, at Mississippi State (March 8, 2014)  
21, at Clemson (Nov. 17, 2013)

## Most Defensive Rebounds

- 38, vs. Oklahoma State (Dec. 6, 2014)  
38, vs. Longwood (Nov. 9, 2013)
- 35, vs. Memphis (Jan. 2, 2016)
- 34, vs. Vanderbilt (Jan. 9, 2016)  
34, vs. Western Carolina (Nov. 30, 2015)

## Most Total Rebounds

- 53, vs. Memphis (Jan. 2, 2016)
- 51, vs. Mississippi State (Jan. 26, 2016)  
51, vs. Western Carolina (Nov. 30, 2015)
- 50, vs. Alabama (Jan. 30, 2016)  
50, vs. Longwood (Nov. 9, 2013)

## Most Personal Fouls

- 33, at Georgia (Feb. 22, 2014)
- 32, vs. Marshall (Dec. 30, 2013)
- 31, at Texas A&M (Jan. 15, 2014)
- 30, at Memphis (Dec. 30, 2016)  
30, at Auburn (Feb. 26, 2014)

## Most Points

- 94, vs. LSU (Feb. 10, 2016)  
94, vs. Hofstra (Nov. 22, 2015)
- 92, vs. SC State (Nov. 18, 2016)  
92, vs. Lipscomb (Nov. 27, 2015)  
92, vs. Marshall (Dec. 30, 2013)

## Fewest Points

- 36, at Florida (Jan. 30, 2012)
- 43, at Kentucky (Feb. 14, 2015)  
43, vs. Kentucky (Jan. 24, 2015)
- 44, vs. Tennessee (March 14, 2014)
- 46, vs. Florida (March 4, 2014)  
46, vs. LSU (Feb. 14, 2013)

## Most Assists

- 25, vs. High Point (March 15, 2016)  
24, vs. Lipscomb (Nov. 27, 2015)  
22, at Texas A&M (Feb. 6, 2015)  
22, vs. Rider (Nov. 19, 2012)
- 21, vs. Coker (Dec. 21, 2014)  
21, vs. UNC Asheville (Nov. 26, 2014)

## Fewest Turnovers

- 6, vs. Kentucky (March 1, 2014)
- 7, at USF (Dec. 17, 2016)  
7, vs. Mississippi State (Feb. 28, 2015)  
7, at Georgia (Feb. 17, 2015)  
7, vs. Georgia (Feb. 22, 2014)  
7, vs. Akron (Dec. 28, 2013)  
7, at Kentucky (Feb. 5, 2013)  
7, vs. Vanderbilt (Jan. 19, 2013)

## Most Blocks

- 10, vs. Lander (Dec. 27, 2016)  
10, vs. High Point (March 15, 2016)  
10 vs. UNC Asheville (Nov. 26, 2014)
- 9, vs. SC State (Nov. 18, 2016)  
9, at Georgia (Feb. 2, 2016)  
9, vs. Drexel (Dec. 15, 2015)  
9, vs. Coker (Dec. 21, 2014)

## Most Steals

- 13, vs. FIU (Dec. 4, 2016)  
13, vs. Francis Marion (Dec. 30, 2015)  
13, at Marshall (Dec. 1, 2014)
- 12, vs. Syracuse (Nov. 26, 2016)  
12, vs. USF (Dec. 5, 2015)  
12, vs. Lipscomb (Nov. 27, 2015)  
12, vs. Ole Miss (March 12, 2015)  
12, vs. UNC Asheville (Nov. 26, 2014)

## Most Points By Opponent

- 97, at Georgia (Jan. 22, 2014)
- 90, vs. Missouri (Feb. 28, 2013)
- 89, vs. Kentucky (Feb. 13, 2016)  
89, at St. John's (Nov. 29, 2012)
- 86, vs. Manhattan (Dec. 17, 2013)

## Fewest Point By Opponent

- 44, vs. Longwood (Nov. 9, 2013)
- 45, vs. Akron (Dec. 28, 2013)  
45, vs. Cornell (Nov. 20, 2014)  
45, vs. Clemson (Dec. 19, 2014)
- 46, vs. Michigan (Nov. 23, 2016)

## Most Field Goals Made By Opponent

- 33, at St. John's (Nov. 29, 2012)
- 32, vs. Missouri (Feb. 28, 2013)
- 31, vs. Kentucky (Feb. 13, 2016)
- 30, vs. Georgia Tech (March 21, 2016)  
30, vs. Arkansas (March 5, 2015)

## Fewest Field Goals Made By Opponent

- 10, vs. Michigan (Nov. 23, 2016)
- 11, vs. Georgia (Jan. 31, 2015)
- 13, vs. Akron (Dec. 28, 2013)  
13, vs. Longwood (Nov. 9, 2013)
- 14, vs. Syracuse (Nov. 26, 2016)  
14, vs. Cornell (Nov. 20, 2014)  
14, vs. Kentucky (March 1, 2014)

## Highest Opponent Field Goal Percent

- 69.6 (32-46) vs. Missouri (Feb. 28, 2013)
- 61.4 (27-44) at Kentucky (Feb. 5, 2013)
- 58.5 (24-41) vs. Auburn (Jan. 12, 2013)
- 58.1 (25-43) vs. Georgia (Feb. 2, 2013)
- 57.8 (26-45) at Florida (Jan. 8, 2014)

## Most Rebounds By Opponent

- 49, vs. Seton Hall (Dec. 12, 2016)  
49, vs. LSU (Feb. 14, 2013)
- 47, at Georgia (Feb. 23, 2013)
- 46, five times

## Fewest Rebounds By Opponent

- 16, vs. Holy Cross (Nov. 13, 2016)
- 20, vs. NC A&T (Dec. 30, 2014)
- 22, vs. Drexel (Dec. 15, 2015)  
22, vs. Morgan State (Nov. 16, 2012)
- 23, vs. Hofstra (Nov. 22, 2015)  
23, vs. Alabama (Jan. 13, 2015)  
23, vs. Manhattan (Dec. 22, 2012)  
23, vs. Rider (Nov. 19, 2012)



## GAMECOCKS' RECORD WHEN ...

At home	8-1
On the road	1-1
At neutral sites	1-1
In overtime	0-0
vs. Top 25 team	2-0
vs. Top 10 team	0-0
vs. Top 3 team	0-0
Leading at half	9-1
Trailing at half	1-2
Tied at half	0-0
Shooting 50% or better	4-0
Shooting between 39-49%	5-0
Shooting less than 39%	1-3
Opp. shooting 50% or better	0-0
Opp. shooting between 39-49%	3-2
Opp. shooting less than 39%	7-1
Shooting better than opp.	9-1
Shooting worse than/equal to opp.	1-2
Starters out-score opp. starters	9-1
Opp. starters score/equal more	0-2
Bench out-scores opp. bench	4-2
Opp. bench scores/equals more	6-1
Having more FT attempts than opp.	3-0
Having equal/less FT attempts than opp.	7-3
Have more TOs than opp.	3-1
Having equal/less TOs than opp.	7-2
Having more rebounds than opp.	8-1
Having equal/less rebounds than opp.	2-2
Making 6 or more 3FGs	7-1
Having 15 or more assists	8-0
Score more points in paint than opp.	9-1
Scoring equal/less points in paint than opp.	1-2
Scoring more points off TOs than opp.	7-1
Scoring equal/less points off TOs than opp.	3-2
Scoring more 2nd-chance points than opp.	7-1
Scoring equal/less 2nd-chance points than opp.	4-2
Scoring more fast break points than opp.	8-0
Scoring equal/less fast break points than opp.	2-3
Wearing white uniforms	8-1
Wearing Garnet uniforms	1-0
Wearing Black uniforms	1-2
Playing on live TV/live broadcast	10-3
Playing in November	6-0
Playing in December	4-3
Playing in January	0-0
Playing in February	0-0
Playing in March	0-0
Playing a day-game	3-0
Playing a night-game	7-3
Playing on Sunday	2-0
Playing on a Monday	0-1
Playing on a Tuesday	2-0
Playing on a Wednesday	1-1
Playing on a Thursday	1-0
Playing on a Friday	2-1
Playing on a Saturday	2-0
Scoring margin is 5 points or less	0-2
Margin is between 6-10	2-0
Margin is between 11-20	5-1
Margin is more than 20	3-0
Scoring 59 points or less	0-1
Scoring 60-69 points	3-2
Scoring 70-79 points	3-0
Scoring 80-89 points	2-0
Scoring 90-99 points	2-0
Scoring 100+ points	0-0

### MISCELLANEOUS

Current streak	L1
Home court streak	W1
Away streak	L1
Neutral court streak	L1

## 2016-17 SUPERLATIVES

(tied for team lead also included)

Scoring Leaders	'16-17	Career
Sindarius Thornwell	6	39
PJ Dozier	5	6
Duane Notice	1	17
Maik Kotsar	1	1
Rakym Felder	1	1

Rebounding Leaders	'16-17	Career
Chris Silva	7	12
PJ Dozier	4	6
Maik Kotsar	4	4
Sindarius Thornwell	2	32

Assists Leaders	'16-17	Career
PJ Dozier	6	12
Sindarius Thornwell	4	46
Duane Notice	2	36
Rakym Felder	2	2
Hassani Gravett	3	3
Justin McKie	1	3
Maik Kotsar	1	1

Blocks Leaders	'16-17	Career
Chris Silva	8	15
Sindarius Thornwell	3	24
PJ Dozier	1	8
Sedee Keita	2	2
Justin McKie	1	2
Maik Kotsar	1	1
Rakym Felder	1	1
Khadim Gueye	1	1

Steals Leaders	'16-17	Career
PJ Dozier	10	20
Duane Notice	3	21
Sindarius Thornwell	2	39
Justin McKie	2	4
Maik Kotsar	1	1
Hassani Gravett	1	1
Ran Tut	1	1
Maik Kotsar	1	1
Sedee Keita	1	1

Double-Figure Scoring	'16-17	Career
PJ Dozier	10	19
Sindarius Thornwell	7	75
Chris Silva	7	13
Maik Kotsar	7	7
Duane Notice	6	59
Rakym Felder	3	3
Justin McKie	2	3
Hassani Gravett	1	1

20+ points	'16-17	Career
PJ Dozier	5	5
Sindarius Thornwell	4	19
Duane Notice	1	7
Rakym Felder	1	1

30+ points	'16-17	Career
-	-	-

Double-Figure Rebounding	'16-17	Career
Chris Silva	2	3
Sindarius Thornwell	1	7
PJ Dozier	1	1
Maik Kotsar	1	1

5+ assists	'16-17	Career
Sindarius Thornwell	4	25
PJ Dozier	4	7
Duane Notice	2	16
Rakym Felder	1	1
Hassani Gravett	1	1

3+ steals	'16-17	Career
PJ Dozier	6	10
Sindarius Thornwell	2	17
Duane Notice	1	7
Maik Kotsar	1	1
Justin McKie	1	1

2+ blocks	'16-17	Career
Chris Silva	8	18
Sindarius Thornwell	3	11
Maik Kotsar	2	2
PJ Dozier	1	2
Rakym Felder	1	1
Khadim Gueye	1	1

Double-Doubles	'16-17	Career
Sindarius Thornwell	1	7
Chris Silva	1	1
PJ Dozier	1	1
Maik Kotsar	1	1

Clutch Free Throws (under 5 min/OT)	FT-FTA	FT%
Sindarius Thornwell	10-11	.909
Duane Notice	3-4	.750
Justin McKie	3-4	.750
Chris Silva	5-7	.714
PJ Dozier	5-10	.500
Maik Kotsar	3-6	.500
Hassani Gravett	3-6	.500
Rakym Felder	1-2	.500
<b>Totals</b>	<b>33-50</b>	<b>.660</b>

Dunks	'16-17
Chris Silva	10
PJ Dozier	4
Sedee Keita	2
Sindarius Thornwell	1
Maik Kotsar	1

### Miscellaneous

Largest Halftime Lead	
SC	37, vs. Lander (Dec. 27, 2016)
Opp	6, USF (Dec. 17, 2016)
Smallest Halftime Lead	
SC	6, vs. Michigan (Nov. 23, 2016)
Opp	4, Clemson (Dec. 21, 2016)
Fewest Points In First Half	
SC	25, vs. Clemson (Dec. 21, 2016)
Opp	16, Lander (Dec. 27, 2016)
Most Points In First Half	
SC	53, vs. Lander (Dec. 27, 2016)
Opp	37, USF (Dec. 17, 2016)
Fewest Points In Second Half	
SC	26, at Memphis (Dec. 30, 2016)
Opp	17, vs. Holy Cross (Nov. 13, 2016)
Most Points In Second Half	
SC	46, vs. USF (Dec. 17, 2016)
Opp	46, Lander (Dec. 27, 2016)
Most Points in Overtime	
SC	10, vs. Monmouth (Nov. 15, 2016)
Opp	9, vs. Monmouth (Nov. 15, 2016)
Largest Margin of Victory	
SC	42, vs. SC State (Nov. 18, 2016)
Opp	16, Memphis (Dec. 30, 2016)
Smallest Margin of Victory	
SC	1, vs. Monmouth (Nov. 15, 2016)
Opp	2, Clemson (Dec. 21, 2016)

## 2016-17 GAME BY GAME COMPARISON

	Date	Result	FG-A	Pct	3FG-A	Pct	FT-A	Pct	O-D-Total	PF	Pts	A	TO	Blk	Stl	Min	Half
La Tech			24-55	.436	7-20	.350	21-30	.700	9-20-29	28	76	8	14	4	11	200	31
South Carolina	Nov. 11, 2016	W, 85-76	30-57	.526	9-18	.500	16-26	.615	10-25-35	20	85	16	15	4	6	200	42
Holy Cross &			17-45	.378	5-20	.250	10-15	.667	5-11-16	16	49	12	9	0	3	200	32
South Carolina	Nov. 13, 2016	W, 81-49	27-46	.587	12-24	.500	15-16	.938	8-24-32	17	81	17	11	6	4	200	44
Monmouth &			20-65	.308	6-28	.214	23-27	.852	15-26-41	24	69	10	18	4	15	225	22
South Carolina	Nov. 15, 2016	W, 70-69 (OT)	23-68	.338	7-23	.304	17-25	.680	16-30-46	22	70	15	20	5	7	225	29
SC State &			16-52	.308	5-14	.357	13-21	.619	8-16-24	19	50	6	14	1	6	200	50
South Carolina	Nov. 18, 2016	W, 92-50	33-65	.508	8-24	.333	18-21	.857	17-30-47	17	92	17	13	9	6	200	92
Michigan			10-52	.192	2-26	.077	24-32	.750	18-18-36	17	46	2	16	0	7	200	27
South Carolina	Nov. 23, 2016	W, 61-46	23-53	.434	4-15	.257	11-18	.611	15-25-40	24	61	10	13	6	5	200	33
vs. Syracuse %			14-44	.318	6-15	.400	16-26	.615	9-21-30	19	50	9	17	2	6	200	26
South Carolina	Nov. 26, 2016	W, 64-50	23-51	.451	4-13	.308	14-19	.737	10-27-37	21	64	13	15	1	12	200	37
Vermont			18-51	.353	5-20	.250	9-14	.643	10-21-31	14	50	5	18	2	7	200	32
South Carolina	Dec. 1, 2016	W, 68-50	29-62	.468	4-13	.308	6-7	.857	10-26-36	15	68	18	13	3	11	200	43
FIU			19-46	.413	5-15	.333	11-16	.688	7-28-35	18	54	5	23	1	7	200	22
South Carolina	Dec. 4, 2016	W, 70-54	25-61	.410	8-21	.381	12-19	.632	11-23-34	17	70	15	9	6	13	200	36
vs. Seton Hall ^			19-55	.345	3-12	.250	26-36	.722	18-31-49	18	67	6	17	2	6	200	27
South Carolina	Dec. 12, 2016	L, 67-64	22-57	.386	5-16	.313	15-25	.600	12-23-35	23	64	6	13	4	10	200	34
@ USF			21-50	.420	6-11	.545	18-27	.667	13-28-41	18	66	5	17	2	3	200	37
South Carolina	Dec. 17, 2016	W, 77-66	27-62	.435	10-25	.400	13-20	.650	11-23-34	21	77	18	7	4	9	200	31
Clemson			21-51	.412	3-16	.188	17-27	.630	11-25-36	21	62	8	15	5	9	200	29
South Carolina	Dec. 21, 2016	L, 62-60	22-62	.355	2-16	.125	14-20	.700	14-21-35	22	60	10	14	4	8	200	25
Lander			22-62	.355	5-23	.217	13-19	.684	10-24-34	17	62	12	13	4	7	200	16
South Carolina	Dec. 27, 2016	W, 90-62	35-68	.515	10-22	.455	10-16	.625	13-32-45	16	90	18	12	10	6	200	53
@ Memphis			20-43	.465	1-7	.143	29-37	.784	10-22-32	18	70	14	16	4	4	200	33
South Carolina	Dec. 30, 2016	L, 70-54	18-57	.316	9-25	.360	9-15	.600	17-18-35	30	54	12	19	2	6	200	28

& - Brooklyn Hoops Holiday Invitational (Columbia, S.C.) | % - Brooklyn Hoops Holiday Invitational (Barclays Center, Brooklyn, N.Y.) | ^ - Under Armour Reunion (Madison Square Garden, New York, N.Y.)



# SOUTH CAROLINA GAMECOCKS

OVERALL: 10-3; SEC: 0-0; HOME: 8-1; AWAY: 1-1; NEUTRAL: 1-1

DATE	OPP.	W/L	SCORE	RECORD (SEC)	POINTS	REBOUNDS	ASSISTS	BLOCKS	STEALS	ATTENDANCE
Nov. 11, 2016	La Tech	W	85-76	1-0 (0-0)	Thornwell (18)	Thornwell (7)	Thornwell (6)	Silva (2)	Dozier (2)	13,334 (paid)
Nov. 13, 2016	Holy Cross &	W	81-49	2-0 (0-0)	Thornwell (20)	Silva (8)	Notice/Dozier (5)	Thornwell/Silva (2)	4 with 1	9,270 (paid)
Nov. 15, 2016	Monmouth &	W	70-69 (OT)	3-0 (0-0)	Thornwell (23)	Silva (10)	Thornwell/Notice (5)	Thornwell (3)	Notice (3)	9,779 (paid)
Nov. 18, 2016	SC State &	W	92-50	4-0 (0-0)	Thornwell (22)	Kotsar (8)	Dozier (6)	Silva (3)	Dozier (3)	10,159 (paid)
Nov. 23, 2016	Michigan	W	61-46	5-0 (0-0)	Thornwell (21)	Thornwell (10)	Gravett (4)	Thornwell (3)	Dozier (2)	13,051 (paid)
Nov. 26, 2016	vs. Syracuse %	W	64-50	6-0 (0-0)	Thornwell/Kotsar (16)	Dozier (10)	Thornwell (5)	Keita (1)	Dozier/Thornwell (3)	8,733
Dec. 1, 2016	Vermont	W	68-50	7-0 (0-0)	Dozier (21)	Thornwell/Dozier (6)	Thornwell (9)	Silva (2)	Dozier/Thornwell (3)	11,579 (paid)
Dec. 4, 2016	FIU	W	70-54	8-0 (0-0)	Notice (27)	Dozier/Silva (7)	Felder (4)	Silva (5)	Dozier/Kotsar (4)	10,587 (paid)
Dec. 12, 2016	vs. Seton Hall ^	L	67-64	8-1 (0-0)	Dozier (20)	Silva (9)	Dozier (3)	Silva (4)	4 with 2	7,558
Dec. 17, 2016	at USF	W	77-66	9-1 (0-0)	Dozier (23)	Kotsar (9)	Dozier/Felder (5)	4 with 1	McKie (4)	2,489
Dec. 21, 2016	Clemson	L	62-60	9-2 (0-0)	Dozier (26)	Dozier/Kotsar (8)	Dozier (5)	Dozier (2)	Dozier (4)	17,026 (paid)
Dec. 27, 2016	Lander	W	90-62	10-2 (0-0)	Felder (20)	Silva/Kotsar (11)	Gravett (5)	Silva (3)	Dozier (2)	10,088 (paid)
Dec. 30, 2016	at Memphis	L	70-54	10-3 (0-0)	Dozier (13)	Silva (8)	4 with 2	Silva/Keita (1)	Keita (2)	10,812

& - Brooklyn Hoops Holiday Invitational (Columbia, S.C.) | % - Brooklyn Hoops Holiday Invitational (Barclays Center, Brooklyn, N.Y.) | ^ - Under Armour Reunion (Madison Square Garden, New York, N.Y.)

## 2016-17 GAME-BY-GAME STARTING LINEUPS

OPPONENT, RESULT	GUARD	GUARD	GUARD	FORWARD	FORWARD
La Tech, W	Dozier	Thornwell	Notice	Kotsar	Silva
Holy Cross, W	Dozier	Thornwell	Notice	Kotsar	Silva
Monmouth, W	Dozier	Thornwell	Notice	Kotsar	Silva
SC State, W	Dozier	Thornwell	Notice	Kotsar	Silva
Michigan, W	Dozier	Thornwell	Notice	Kotsar	Silva
vs. Syracuse, W	Dozier	Thornwell	Notice	Kotsar	Silva
Vermont, W	Dozier	Thornwell	Notice	Kotsar	Silva
FIU, W	Dozier	McKie	Notice	Kotsar	Silva
vs. Seton Hall, L	Dozier	McKie	Notice	Kotsar	Silva
at USF, W	Dozier	McKie	Notice	Kotsar	Silva
Clemson, L	Dozier	McKie	Notice	Kotsar	Silva
Lander, W	Dozier	McKie	Notice	Kotsar	Silva
at Memphis, L	Dozier	McKie	Notice	Kotsar	Silva



**EXB - SOUTH CAROLINA 107, NEWBERRY 89**  
**NOV. 6, 2016/COLONIAL LIFE ARENA**

**COLUMBIA, S.C.** - South Carolina opened its 2016-17 season with a 107-89 exhibition win over Newberry College on Sunday afternoon at Colonial Life Arena. Carolina shot 50.0 percent from the field in the game en route to its offensive outburst. Senior guard Sindarius Thornwell led all players with 34 points on 13-of-24 shooting. The Lancaster, S.C., native, recorded a double-double with 11 rebounds, which led the team. He also led the team with five assists and five blocks.

South Carolina jumped out to a 12-point lead in the first half with 11:23 left, but Newberry would keep the game competitive forcing 12 turnovers and knocking down 10 shots from deep. Thornwell led all scorers at the break with 16 points on 6-of-10 shooting. He also led the team with five rebounds. Carolina shot 51.5 percent from the field as they headed to halftime with a 53-46 lead.

The Gamecocks opened the second half on a 29-11 run, building their lead to 81-57. Thornwell (10 points) and sophomore guard PJ Dozier (nine points) helped fuel the scoring outburst with 26 of those points. Dozier finished tied for second on the team with 17 points. Senior guard Duane Notice, last season's SEC Sixth Man of the Year, also poured in 17 points. Notice was 4-for-9 from behind the arc.

Carolina's defense ramped up in the second half holding Newberry to a 42.1 field goal percentage. The Gamecocks forced 21 turnovers in the game and out-rebounded the Wolves 52-33. Newberry, who looked to run all game with a smaller lineup, would finish the game with 39 attempts from three-point range.

With the win, South Carolina remains unbeaten in five career exhibition contests under the direction of Head Coach Frank Martin.

**GAME 1 - SOUTH CAROLINA 85, LA TECH 76**  
**NOV. 11, 2016/COLONIAL LIFE ARENA**

**COLUMBIA, S.C.** - The South Carolina men's basketball team (1-0) opened the 2016-17 regular season with an 85-76 victory over Louisiana Tech (0-1) Friday night. Four Gamecock starters were in double-figures, led by senior guard Sindarius Thornwell, who poured in 18 points. The Lancaster, S.C., native filled up the stat sheet leading the team in rebounds (7) and assists (6).

Senior guard Duane Notice (17), sophomore guard PJ Dozier (17) and sophomore forward Chris Silva (11) were the other South Carolina starters in double figures. Dozier's 17 points were a new career-high.

The Gamecocks jumped out to a 7-2 lead to start the game behind five points from Dozier. The Gamecocks extended their lead to 16-6 after Thornwell hit a 3-pointer with 12:49 left in the first half.

South Carolina's half court defense was suffocating in the first 10 minutes, as they held the Bulldogs to 29 percent shooting from the field. Louisiana Tech finished half one 11-of-29 from the field (37.9 percent).

The Bulldogs closed the gap to 18-16 with 10:24 left, but Carolina pushed the lead back to nine at 36-27 with 2:36 to play in the half after back-to-back 3s from senior guard Justin McKie and sophomore guard Hassani Gravett.

Gravett ended the first half with an exclamation point as he tipped in a Notice 3-point miss at the buzzer. Carolina led 42-31 at the break as the, Villa Rica, Ga. native's, tip-in gave the team its biggest lead of the first half at 11.

Thornwell led all scorers at halftime with nine points on 4-of-8 shooting. He also had five rebounds and three assists. Junior forward Ran Tut had a nice first half off the bench, dropping four points and tying for the team lead in rebounds with five. Notice had eight points, Dozier seven and Gravett seven to round out Carolina's scoring in the opening period. Carolina out-rebounded La Tech 22-18 in half one.

In the second half, the Bulldogs cut the deficit to seven with 14:13 left after a 3-pointer by sophomore guard Derric Jean from the right wing. La Tech's Jacobi Boykins stole the ball at half court finishing with an emphatic dunk at the other end to cut the lead to 59-54. He was whistled for a technical foul after the play. Notice missed both free throws but Silva put the Gamecocks back up by seven after a dunk on the ensuing possession off a great dish from Gravett.

La Tech's Daquan Bracy would cut the lead to four at 65-61, knocking down a 3-pointer with 7:58 left. Thornwell would answer the basket with a fast break 3 of his own from the left corner to put Carolina back up seven with 5:56 on the clock. The Bulldogs answered, but Silva increased the lead to nine with a 3-point play with 4:31 left after beating Jean to the hole for the and-one bucket.

Thornwell hit his third 3 of the game with 8:34 left to put the Gamecocks up 66-42. He finished the night 4-for-6 from behind the arc. McKie joined Thornwell in double figures, scoring his 10th point of the night with 3:08 left after stealing the ball and taking it coast-to-coast for the lay in to give Carolina a 74-47 lead late in the game.

**GAME 2 - SOUTH CAROLINA 81, HOLY CROSS 49**  
**NOV. 13, 2016/COLONIAL LIFE ARENA**

**COLUMBIA, S.C.** - South Carolina (2-0) picked up its second win of the season Sunday night at Colonial Life Arena after an 81-49 victory versus Holy Cross (0-1). The Gamecock defense limited the Crusaders to just 17 second half points and 30 percent shooting (6-20) from the field in the half. Carolina senior guard Sindarius Thornwell had 20 points to lead all scorers.

After trailing 4-3 early in the game, Carolina went on a 9-0 run after a put-back dunk by sophomore Chris Silva that put the Gamecocks up 12-4. Senior guard Justin McKie extended the early lead to 10 after a transition layup put Carolina ahead 18-8 with 11:56 to go in the first half. McKie's layup forced Crusader Head Coach Bill Carmody to take a timeout after his team started the game 2-for-11 from the field (18.1 percent).

After the timeout, freshman guard Rakym Felder hit a 3-pointer from the top of the key to put the Gamecocks up 24-13. Carolina started the game on fire from the field, hitting 10-of-14 shots, good for 71.4 percent.

Holy Cross cut the lead to five at the 7:08 mark, but Thornwell answered with a post up bucket from the left block to put the Gamecocks up 33-26. Senior guard Duane Notice then hit a 3 on the team's next possession, putting Carolina up 10, 36-26, with 3:03 left in the opening half.

Senior guard PJ Dozier hit his third 3 of the first half from the left wing with 1:29 left to put the Gamecocks up 15. Holy Cross answered with a 3-point bucket of its own. The teams exchanged 3s again on their next possessions, as Thornwell hit from deep for Carolina and Robert Champion, the Crusaders' leading scorer from a year ago, hit one for Holy Cross. Champion's 3 cut the deficit to 12 just before the half with Carolina leading 44-32.

Thornwell led all scorers at the break with 14. Dozier was the second-leading scorer on the stat sheet with 13 first-half points for the Gamecocks. Notice had four assists to lead all players. Carolina shot 58.3 percent in the opening period, including going 8-of-13 from deep. Champion, and forward Malachi Alexander, each scored 12 points for the Crusaders to account for 24 of the team's 32 first-half points.

Carolina picked up right where it left off in the second half as Thornwell hit a 3 at the 15:03 mark to give the Gamecocks a 16-point lead, 53-37. McKie tallied his eighth point with just under 12 minutes to play with a high floater in the lane, which put Carolina up by 20, 59-39.

The Gamecocks defense remained locked in during half two. Holy Cross started the second half 4-for-13, just 30.8 percent from the field. Carolina's hot shooting continued on the offensive end, as it started the second half 8-of-16 (50 percent).

Thornwell hit his fourth 3 of the game with 8:34 left to put the Gamecocks up 66-42. He finished the night 4-for-6 from behind the arc. McKie joined Thornwell in double figures, scoring his 10th point of the night with 3:08 left after stealing the ball and taking it coast-to-coast for the lay in to give Carolina a 74-47 lead late in the game.

**EXHIBITION**



Official Basketball Box Score - Game Totals - Final Statistics  
**Newberry vs South Carolina**  
 11/16/16 4:30 p.m. ET at Columbia, S.C. (Colonial Life Arena)

**Newberry 89 • 0-0**

#	Player	Total		3-Ptr		Rebounds		PF	TP	A	TO	Blk	Stl	Min
		FG	FGA	FG	FGA	Off	Def							
02	Quaman Burton	0	3	0	1	2	3	3	0	0	0	0	0	17
04	Rob Valentine	3	6	2	4	0	1	0	1	0	0	0	0	17
15	Xavier Hill	2	6	0	2	1	1	2	2	5	1	2	0	16
20	D.J. Copeland	3	6	2	4	0	1	1	2	2	8	4	0	16
30	James Stepp	5	12	3	8	0	1	1	2	0	13	0	3	17
00	Gerald Evans	2	5	1	1	0	3	4	0	5	3	5	0	13
01	Mush Sackor	0	2	0	0	0	1	1	2	0	0	1	1	4
03	Marshall Lange	4	11	3	7	0	4	2	11	2	2	0	0	23
05	Sikander Nielsen	5	8	2	4	1	1	0	2	2	2	0	0	23
19	Luke Gibson	0	0	0	0	0	0	0	0	0	0	0	0	1
12	Jamaal Satisfield	4	5	1	3	4	4	5	3	10	0	0	0	13
22	Mason Speare	4	8	4	8	0	3	3	2	12	2	0	1	23
23	Amp Moore	1	3	0	0	0	1	1	2	2	1	1	0	7
Team							1	2						
Totals		33	75	18	40	5	7	9	24	33	22	89	18	21

FG % 1st Half: 17-37 45.9% 2nd Half: 16-38 42.1% Game: 33-75 44.0% Deadball Rebounds 1  
 3FG % 1st Half: 10-22 45.5% 2nd Half: 8-18 44.4% Game: 18-40 45.0%  
 FT % 1st Half: 2-2 100.0 2nd Half: 3-5 60.0% Game: 5-7 71.4%

**South Carolina 107 • 0-0**

#	Player	Total		3-Ptr		Rebounds		PF	TP	A	TO	Blk	Stl	Min
		FG	FGA	FG	FGA	Off	Def							
21	KOTSAR, Maik	2	3	0	0	1	2	3	0	5	2	0	0	17
30	SILVA, Chris	2	3	0	0	3	3	6	5	4	1	3	1	10
00	THORNWELL, Sindarius	13	24	2	6	6	5	11	1	34	5	3	5	36
19	NOTICE, Duane	5	13	4	10	3	3	0	5	0	17	2	1	0
15	DOZIER, PJ	7	16	0	3	3	4	0	17	3	3	0	3	27
02	GRAVETT, Hassani	1	3	0	2	0	1	1	4	3	2	1	0	14
05	BLANTON, TeMarcus	3	8	2	3	0	2	1	3	8	0	1	0	13
12	GUEYE, Khadim	2	2	0	2	5	1	6	7	2	6	1	1	20
20	MCKIE, Justin	3	5	1	2	2	2	6	1	9	4	3	0	19
31	HOLLIMAN, Jarrell	1	1	0	1	2	3	0	3	0	1	0	1	8
Team							3	3						
Totals		39	78	9	25	19	33	52	11	107	21	18	7	200

FG % 1st Half: 17-33 51.5% 2nd Half: 22-45 48.9% Game: 39-78 50.0% Deadball Rebounds 1.1  
 3FG % 1st Half: 5-11 45.5% 2nd Half: 4-14 28.6% Game: 9-25 36.0%  
 FT % 1st Half: 14-17 82.4% 2nd Half: 6-8 75.0% Game: 20-25 80.0%

Score by periods	1st	2nd	Total	Points	In	Off	2nd	Fast	Bench
Newberry	46	43	89	89	16	16	5	11	53
South Carolina	53	54	107	107	26	16	16	17	32

Last FG - NBV 2nd-00:02, SC 2nd-02:27. Largest lead - NBV by 2 1st-15:39, SC by 28 2nd-11:05. NBV led for 00:12, SC led for 37:19. Game was tied for 02:29. Score tied - 2 times. Lead changed - 2 times.

**GAME 1**



Official Basketball Box Score - Game Totals - Final Statistics  
**Louisiana Tech vs South Carolina**  
 11/11/16 6:30 p.m. ET at Columbia, S.C. (Colonial Life Arena)

**Louisiana Tech 76 • 0-1**

#	Player	Total		3-Ptr		Rebounds		PF	TP	A	TO	Blk	Stl	Min
		FG	FGA	FG	FGA	Off	Def							
02	MCCREE, Erik	1	9	0	4	6	2	2	4	8	1	2	0	31
24	SHERMAN, Omar	6	9	0	0	7	7	2	12	0	1	2	0	32
00	BOYKINS, Jacobi	4	7	2	4	7	1	2	5	14	0	1	0	30
01	JEAN, Derric	4	11	2	3	8	3	2	5	4	18	1	4	33
25	DAVIS, Qydrar	2	4	1	3	0	0	0	3	5	0	3	0	26
03	HARRIS, Jalen	2	7	0	2	2	0	3	4	6	2	2	1	38
04	BRACEY, DaQuan	5	7	2	2	0	1	1	5	12	2	0	0	23
05	WHITE, Joniah	0	2	0	0	2	3	0	3	1	1	0	0	8
22	WASHINGTON, Jy'lan	0	0	0	0	0	0	0	0	0	1	0	0	0+
35	POWELL, Oliver	0	0	0	0	0	4	0	0	1	0	0	2	9
Team							0	0						
Totals		24	55	7	20	21	30	29	28	76	8	14	4	111

FG % 1st Half: 11-29 37.9% 2nd Half: 13-26 50.0% Game: 24-55 43.6% Deadball Rebounds 6.1  
 3FG % 1st Half: 0-7 0.0% 2nd Half: 7-13 53.8% Game: 7-20 35.0%  
 FT % 1st Half: 9-14 64.3% 2nd Half: 12-16 75.0% Game: 21-30 70.0%

**South Carolina 85 • 1-0**

#	Player	Total		3-Ptr		Rebounds		PF	TP	A	TO	Blk	Stl	Min
		FG	FGA	FG	FGA	Off	Def							
21	KOTSAR, Maik	2	2	0	0	3	1	2	4	4	0	0	0	14
30	SILVA, Chris	4	6	0	3	5	2	2	4	11	0	1	2	18
00	THORNWELL, Sindarius	7	16	2	4	2	1	6	7	4	18	6	6	32
19	NOTICE, Duane	4	7	3	6	0	1	1	0	17	3	3	0	29
15	DOZIER, PJ	5	9	2	3	5	6	4	4	17	2	2	0	30
02	GRAVETT, Hassani	3	7	1	2	0	2	1	3	0	7	2	1	0
05	BLANTON, TeMarcus	0	0	0	0	0	0	0	3	0	1	0	0	1
14	TUT, Ran	2	5	0	0	2	4	6	0	4	1	0	1	19
20	MCKIE, Justin	1	3	1	2	0	1	4	0	3	1	1	0	19
31	HOLLIMAN, Jarrell	2	2	0	0	0	0	0	2	4	1	0	0	14
Team							3	2						
Totals		30	57	9	18	16	26	10	25	35	20	85	16	15

FG % 1st Half: 16-36 44.4% 2nd Half: 14-21 66.7% Game: 30-57 52.6% Deadball Rebounds 6  
 3FG % 1st Half: 6-13 46.2% 2nd Half: 3-5 60.0% Game: 9-18 50.0%  
 FT % 1st Half: 4-5 80.0% 2nd Half: 12-21 57.1% Game: 16-26 61.5%

Score by periods	1st	2nd	Total	Points	In	Off	2nd	Fast	Bench
Louisiana Tech	31	45	76	76	18	9	10	19	53
South Carolina	42	43	85	85	38	17	19	13	18

Last FG - TECH 2nd

**GAME 3 - SOUTH CAROLINA 70, MONMOUTH 69**  
**NOV. 15, 2016/COLONIAL LIFE ARENA**

**COLUMBIA, S.C.** - PJ Dozier scored the game-winning jumper on a lob from Duane Notice as time expired in overtime Tuesday night at Colonial Life Arena to power South Carolina (3-0) to a 70-69 non-conference win over Monmouth (1-1). Senior guard Sindarius Thornwell led all scorers for the third-straight game with 23 points. He also had nine rebounds and five assists.

Tonight's game marks Carolina's third game in five days to open the 2016-17 season. Carolina got off to a fast start, opening the game on a 13-0 run. Thornwell and Notice each hit 3s as the Gamecocks opened the game 4-of-7 from the field. Monmouth started the game 0-for-9 and didn't get its first bucket until 13:12 left in the first half.

South Carolina pushed its run to 17-2 just before the second media timeout on a Chris Silvia made free throw. The Gamecocks went 9-for-13 from the charity stripe in the first 10 minutes, after a pair of Notice free throws made the score 19-2.

The Hawks would battle back into the game, cutting the lead to 19-7 with 7:35 left in the opening period, after taking advantage of an 0-for-11 field-goal drought for Carolina that lasted over 10 minutes. Redshirt-sophomore guard TeMarcus Blanton ended the drought after knocking down a 3 to push the Carolina lead to 22-7 with 6:59 left in the half.

Monmouth went on a 6-0 run to cut the lead to nine at 22-13, but the Gamecocks remained ahead 26-13 after back-to-back buckets by senior guard Justin McKie. The Hawks scored the final two baskets of the half to make it 29-22 as the teams headed to the locker room.

Both teams struggled shooting the ball for long stretches in the first half. Monmouth finished the first half 7-for-30 (23.3 percent), while South Carolina shot 8-of-30, good for 26.7 percent.

The Gamecocks started the second half much like half one, going on an 11-0 run after knocking down 4-of-7 shots from the field (57.1 percent). They led 38-22 at the first media timeout. Thornwell (4) and Notice (5) tallied nine of the 11 points on the run.

The Hawks started half two 2-of-9 (22.2 percent) from the field, but then went on a 16-2 run, holding Carolina scoreless for nearly five minutes before a Silva reverse lay-in. McKie and Notice each hit 3s in the stretch to make it 50-46, but the Hawks got back within two at the under-eight media timeout. Monmouth took its first lead at 52-50 with 6:52 left after a put-back lay-in by big man Diago Quinn.

Thornwell scored five straight points to put the Gamecocks back ahead, 55-52, forcing a timeout by head coach King Rice with 5:45 remaining in the second half. Monmouth then had a four-minute field goal drought before scoring four-straight to tie it up at 58-58 with 1:23 remaining. A pair of Thornwell free throws put Carolina ahead by two with 31.7 seconds left, but Micah Seaborn answered for the Hawks with two free throws of his own to tie the score again.

The Gamecocks turned it over off an inbound play with eight seconds left. Monmouth got a shot off from the right wing, but Thornwell leaped high to block it. Carolina got the ball back with 0.7 seconds left. Dozier skinned a half-court heave from the left side that rimmed in-and-out and the game headed to overtime tied at 60.

Dozier, who did not score in regulation, scored six of the team's 10 points in overtime, to propel Carolina to victory. Thornwell scored the other four points from the free throw line. Nine of his 23 points came from the charity stripe Tuesday night. Notice (15) and Silvia (10) joined Thornwell in double-figures. Silvia tallied his first career double-double after leading the team with 10 rebounds.

The Hawks finished the game with four players in double-figures. Chris Brady led the way with 17 points and 10 rebounds. Je'Lon Hornbeak (14), Micah Seaborn (11) and Justin Robinson (11) were also in double-figures for Monmouth. The Gamecocks held Robinson, who was the unanimous selection for MAAC Preseason Player of the Year, to just 2-of-13 shooting.

**GAME 4 - SOUTH CAROLINA 90, SC STATE 52**  
**NOV. 18, 2016/COLONIAL LIFE ARENA**

**COLUMBIA, S.C.** - South Carolina (4-0) picked up a non-conference home win Friday night after downing South Carolina State (1-2) 92-50. Senior guard Sindarius Thornwell led all scorers for the fourth-straight game with 22 points (8-of-15 from the field). It was Thornwell's third 20-point game of the season.

Carolina went to the first media timeout up 11-3, after starting the game 5-of-7 from the field. The Bulldogs cut the lead to 13-8 after an Edward Stephens 3. The Gamecocks then held the Bulldogs scoreless for the next 3:25 (14:44 to 11:19). Two Khadim Gueye free throws and a jumper by Maik Kotsar pushed the lead back to nine at 17-8 at the 13:44 mark in the opening period.

In the first 10 minutes, Carolina held SC State to just 29 percent shooting (4-of-14). The Gamecocks were the exact opposite, starting the game shooting 59 percent from the field (10-for-17).

Kotsar put Carolina up 25-11 after a nifty reverse layup with 8:56 left in the opening half to force Bulldogs head coach Murray Garvin to take his first timeout of the game. After the timeout, the Gamecocks went on a 10-2 run after 3s from sophomore guard PJ Dozier and r-sophomore guard Hassani Gravett.

Thornwell pushed the lead to 40-18 after knocking down a corner 3 with five minutes left to play in the opening half. The Lancaster, S.C. native, then hit another 3 with 1:46 left to push Carolina's lead to 45-23. The 3 gave him 16 first-half points, which led all scorers. The Gamecocks ended the half on a 5-0 run to take a 50-25 lead at the break. Kotsar had eight points at the break and led the team with seven rebounds. The Bulldogs did not connect for a field goal the final 2:41 of the first half and finished 9-for-28 (32 percent) from the field.

Carolina continued to build on its lead in the second half. Kotsar hit double-figures for the first time in his career with 16:54 left in the game after a put back lay-in off a Thornwell miss. The lay-in opened up a 30-point lead for the home team, 60-30.

The Gamecocks would lead by 26 or more for the rest of the night.

Kotsar, a native of Tallin, Estonia, finished the game with 15 points and eight rebounds. He was a perfect 7-of-7 from the field.

Chris Silva was also in double-figures with 11 points. He also had seven rebounds, including four on the offensive end.

Eric Eaves, the Bulldogs leading returner scorer, finished with a game-high 14 points for SC State.

**GAME 5 - SOUTH CAROLINA 61, 25/24 MICHIGAN 46**  
**NOV. 23, 2016/COLONIAL LIFE ARENA**

**COLUMBIA, S.C.** - South Carolina (5-0) stifled No. 25/24 Michigan (4-1) 61-46 at Colonial Life Arena Wednesday evening, handing the Wolverines their first loss of the season. The Gamecocks had four players in double figures, led by senior guard Sindarius Thornwell, who finished with 21 points and 10 rebounds. It was the Lancaster, S.C. native's fourth-straight game scoring 20-plus and his first double-double of the season.

Carolina threw the first punch Wednesday evening, jumping out to a 13-5 lead at the first media timeout with 15:42 left in the first half. Notice and Silvia combined for 10 of the team's first 12 points with five apiece.

Three forced turnovers and a 6-2 advantage on the boards aided the Gamecocks solid start. The Wolverines countered with a 7-0 run to bring the score to 13-12 as Carolina went scoreless for over four minutes.

Michigan struggled to shoot the ball against South Carolina's stifling defense the entire first half, but was able to keep the game tight with solid shooting from the charity stripe. Eleven of the team's first 18 points came from the free throw line, as they went 11-of-12 (94 percent).

The Wolverines led 20-19 but a Thornwell 3 put the Gamecocks back in front 22-19 with 7:56 left in the first half. Thornwell started the game 4-of-6 with nine points. Michigan answered right away and the teams headed to the under eight media timeout tied at 22-22. Up to that point, the Wolverines were just 5-of-19 (26 percent) from the field and 1-for-10 (10 percent) from behind the arc.

Senior guard Justin McKie came off the bench and scored five-straight points to put Carolina back ahead 27-23. The Gamecocks remained ahead 29-25 at the final media timeout of the half with 3:43 left. Michigan's poor shooting continued, as it was 5-for-20 (25 percent) up to that point.

Notice ended the first half emphatically for Carolina with a coast-to-coast transition layup with 20 seconds left. His layup put the Gamecocks up 33-27 at the half. Carolina held the Wolverines scoreless the final 3:19 of the half. Thornwell led all scorers in the first half with 11 points on 5-of-8 shooting. Michigan shot 6-of-24 (25 percent) and 1-of-12 from behind the 3-point line. Sophomore PJ Dozier did an outstanding job on the Wolverines leading scorer, Zak Irvin, as he went 2-of-8 and scored just five points.

It was much of the same story for Michigan in the second half, as they started 1-for-6 from the field. Sophomore Hassani Gravett hit a jumper from the right wing to put Carolina up 37-29 with 15:47 left in the game. A Notice layup then put Carolina up by 10 with 14:48 left. It was the Gamecocks' first double-digit lead of the game.

Michigan's Muhammad-Ali Abdur-Rahkman tallied a 3-point play on the ensuing possession to cut the lead to seven at 39-32. That would be the closest the Wolverines would get the rest of the night. Abdur-Rahkman's lay-in ended a 4:08 scoring drought.

After a timeout by Michigan head coach John Beilein, freshman Maik Kotsar scored on an aggressive dribble drive to his left with 10:54 left to put Carolina up 43-33. A pair of Thornwell free throws then pushed the lead to 45-33 with 10:06 left.

An and-1 put back layup by Wolverine big man Mark Donnal ended a 6:53 scoring drought for Michigan. He made the ensuing free throw to cut the lead to 51-40 with 7:35 left. Gravett halted the momentum with a lob to Silva he threw down a thunderous dunk to push the lead back to 13 at 53-40.

With 3:07 left, Kotsar slipped to the hoop again. Thornwell fed him and the freshman big man finished for his 10th point, giving Carolina its biggest lead of the game at 59-43 with 3:07 left.

A Dozier steal put the game on ice in the final 1:20. He threw an outlet pass to Thornwell, who threw it ahead to Notice. The Toronto, Ontario, native, finished to put Carolina up 61-46 with 1:14 left.

**GAME 3**

**Official Basketball Box Score - Game Totals - Final Statistics**  
**Monmouth vs South Carolina**  
 11/15/16 6:30 p.m. ET at Columbia, S.C. (Colonial Life Arena)

**Monmouth 69 • 1-1**

#	Player	Total		3-Ptr		Rebounds		PF	TP	A	TO	Blk	Stl	Min	
		FG	FGA	FG	FGA	Off	Def								Total
43	Brady, Chris	c	7-10	0-1	3-4	4	6	10	3	17	0	2	0	0	32
00	JAMES, Josh	g	1-5	0-0	0-0	1	1	4	2	2	1	2	0	0	29
10	Seaborn, Micah	g	2-12	1-6	6-8	1	4	5	0	12	2	1	1	4	39
11	Hornbeak, Je'Lon	g	3-12	1-5	7-7	4	5	9	4	14	2	0	1	3	31
12	Robinson, Justin	g	2-13	2-9	5-6	0	2	2	4	11	4	5	0	2	38
01	Sarr, Pierre	g	2-2	0-0	0-0	0	2	2	4	10	0	1	0	1	5
14	Traore, Mustapha	g	0-0	0-0	0-0	0	0	0	0	1	0	0	0	0	3
23	Tilghman, Austin	g	0-0	0-0	0-0	0	1	1	2	0	0	4	0	1	15
20	Stewart, Collin	g	2-8	2-7	0-0	0	0	0	1	6	1	1	0	2	20
32	Quinn, Diago	g	1-1	0-0	2-2	1	1	2	3	4	0	0	0	0	4
44	Ibiyebube, Sam	g	0-2	0-0	0-0	3	3	6	0	0	1	2	0	9	
	Team		2	1	3										
	<b>Totals</b>		<b>20-65</b>	<b>6-28</b>	<b>23-27</b>	<b>15</b>	<b>26</b>	<b>41</b>	<b>24</b>	<b>69</b>	<b>10</b>	<b>18</b>	<b>4</b>	<b>15</b>	<b>225</b>

FG % 1st Half: 7-30 23.3% 2nd half: 10-29 34.3% OT: 3-6 50.0% Game: 20-65 30.8% Deadball Rebounds 2.4  
 3FG % 1st Half: 2-13 15.4% 2nd half: 3-14 21.4% OT: 1-1 100.0% Game: 6-28 21.4%  
 FT % 1st Half: 6-8 75.0% 2nd half: 15-16 93.8% OT: 2-3 66.7% Game: 23-27 85.2%

**South Carolina 70 • 3-0**

#	Player	Total		3-Ptr		Rebounds		PF	TP	A	TO	Blk	Stl	Min	
		FG	FGA	FG	FGA	Off	Def								Total
21	KOTSAR, Maik	f	2-5	0-0	0-0	1	1	2	4	10	1	2	0	0	26
30	SILVA, Chris	f	3-5	0-0	4-6	4	6	10	5	10	0	1	0	0	21
00	THORNWELL, Sindarius	f	6-18	2-5	9-11	3	6	9	2	23	5	3	2	4	41
19	NOTICE, Duane	g	5-13	3-8	2-2	2	1	3	1	15	5	3	0	3	41
15	DOZIER, PJ	g	3-10	0-2	0-0	2	2	2	2	6	2	3	0	1	30
02	GRAVETT, Hassani	g	0-3	0-0	0-2	0	2	2	0	1	3	0	1	0	18
04	FELDER, Rakyim	g	0-1	0-0	0-0	0	0	0	0	0	1	0	0	4	
05	BLANTON, TeMarcus	g	1-3	1-2	1-2	1	3	4	0	4	0	1	0	7	
12	GUEYE, Khadim	g	0-0	0-0	0-0	0	0	0	2	0	0	1	0	1	
20	MCKIE, Justin	g	3-10	1-6	1-2	2	4	6	2	8	0	2	0	0	27
31	HOLLIMAN, Jarrell	g	0-0	0-0	0-0	1	2	2	0	1	0	0	0	0	9
	Team		2	4	6										
	<b>Totals</b>		<b>23-68</b>	<b>7-23</b>	<b>17-25</b>	<b>16</b>	<b>30</b>	<b>46</b>	<b>22</b>	<b>70</b>	<b>15</b>	<b>20</b>	<b>5</b>	<b>7</b>	<b>225</b>

FG % 1st Half: 9-30 30.0% 2nd half: 12-32 37.5% OT: 3-6 50.0% Game: 23-68 33.8% Deadball Rebounds 7.2  
 3FG % 1st Half: 3-13 23.1% 2nd half: 4-12 33.3% OT: 1-1 100.0% Game: 7-23 30.4%  
 FT % 1st Half: 10-15 66.7% 2nd half: 3-6 50.0% OT: 4-4 100.0% Game: 17-25 68.0%

Officials: Ted Valentine, Vladimir Voyard-Tadal, William Covington  
 Technical fouls: Monmouth-None. South Carolina-None.  
 Attendance: 9779

**Score by periods**

	1st	2nd	OT	Total
Monmouth	22	38	9	69
South Carolina	29	31	10	70

Last FG - MON OT-01:02, SC OT-00:00.  
 Largest lead - MON by 2 2nd-06:52, SC by 18 2nd-15:23.  
 MON led for 01:45. SC led for 39:22. Game was tied for 01:53.

**GAME #14 - AT GEORGIA - JAN. 4, 2017 - GAMECOCK BASKETBALL**

**GAME 4**

**Official Basketball Box Score - Game Totals - Final Statistics**  
**SC State vs South Carolina**  
 11/18/16 6:30 p.m. ET at Columbia, S.C. (Colonial Life Arena)

**SC State 50 • 1-2**

#	Player	Total		3-Ptr		Rebounds		PF	TP	A	TO	Blk	Stl	Min	
		FG	FGA	FG	FGA	Off	Def								Total
02	RILEY,Tashombe	f	3-8	0-1	4-6	1	2	3	10	0	0	0	0	26	
24	KINARD,Jan	f	1-5	0-1	2-5	1	5	6	4	0	3	0	0	27	
03	MORTIMER,Greg	g	1-6	0-1	2-2	2	0	2	0	4	2	2	0	28	
10	RICHARDSON, "JJ" Jam	g	1-11	1-2	0-0	1	3	4	1	5	0	3	0	21	
22	EAVES,"EJ" Eric	g	6-11	3-6	3-4	0	1	2	18	3	2	0	1	28	
00	JONES,"LB"Earrest	g	0-0	0-0	0-0	0	0	0	0	0	0	0	0	2	
01	STEPHENS,Edward	g	1-4	1-3	2-2	0	3	3	1	5	1	2	0	13	
05	FIELDS,Quante	g	0-0	0-0	0-0	0	0	0	4	0	1	0	0	7	
11	POWELL, Raynor-Janai	g	1-2	0-0	0-0	0	0	0	1	2	0	1	0	15	
20	WILLIAMS,Bobby	g	0-0	0-0	0-0	0	1	1	0	0	0	0	0	3	
21	BOTTENBERG,David	g	0-1	0-0	0-0	0	0	0	0	0	0	0	0	1	
34	REID,Jaylen	g	1-1	0-0	0-0	0	0	0	2	2	0	0	0	10	
03	APPLEWHITE,Damani	g	0-3	0-0	0-2	0	0	0	1	0	0	0	1	7	
	Team		3	2	5										
	<b>Totals</b>		<b>16-52</b>	<b>5-14</b>	<b>13-21</b>	<b>8</b>	<b>16</b>	<b>24</b>	<b>19</b>	<b>50</b>	<b>6</b>	<b>14</b>	<b>1</b>	<b>60</b>	

FG % 1st Half: 9-28 32.1% 2nd half: 7-24 29.2% Game: 16-52 30.8% Deadball Rebounds 6.1  
 3FG % 1st Half: 3-8 37.5% 2nd half: 2-6 33.3% Game: 5-14 35.7%  
 FT % 1st Half: 4-6 66.7% 2nd half: 9-15 60.0% Game: 13-21 61.9%

**South Carolina 92 • 4-0**

#	Player	Total		3-Ptr		Rebounds		PF	TP	A	TO	Blk	Stl	Min
		FG	FGA	FG	FGA	Off	Def							
21	KOTSAR, Maik	f	7-7	0-0	1-3	4	4	8	1	15	1	0	2	23
30	SILVA, Chris	f	3-5	0-0</										





**GAME 9 - SETON HALL 67, NO. 16/15 CAROLINA 64  
DEC. 12, 2016/NEW YORK (MADISON SQUARE GARDEN)**

**NEW YORK** - No. 16/15 South Carolina (8-1) suffered its first loss of the season Monday night, as it fell 67-64 in a hard-fought battle with Seton Hall (8-2) at Madison Square Garden in the Under Armour Reunion. Sophomore guard PJ Dozier led the Gamecocks with 20 points (9-of-19), marking his third-straight 20-point outing.

The Pirates jumped out to a 2-0 lead, but Carolina answered with a 7-0 run fueled by three turnovers (two steals) and four points from senior Justin McKie, who was making his second career start.

South Carolina's stifling defense forced six turnovers in the game's opening eight minutes. Seton Hall's Myles Powell hit a 3 to end a three minute scoring drought for the Pirates, but sophomore Chris Silva answered with an offensive block and put back to give the Gamecocks a 14-13 lead with 10:57 remaining in the opening half.

It was a physical first period, as both teams would be in the bonus with 10:17 left. Senior guard Duane Notice popped to the wing and hit Carolina's first 3 of the game with 8:29 left to make it 19-17. A Dozier steal and layup pushed it to 21-17, forcing a timeout by Seton Hall head coach Kevin Willard with 7:32 left. The steal was the Gamecocks 10th forced turnover of the half.

Two free throws by freshman forward Sedee Keita pushed Carolina's run to 7-0 and made the score 23-17 with 7:10 left. Dozier then drove to the hole on the Gamecocks' ensuing possession and spun away from the hoop to hit a smooth, fade away jumper, extending the run to 9-0. The made basket gave Carolina its biggest lead of the first half at 25-17 with 6:54 remaining.

The Pirates' leading scorer Khadeen Carrington hit a contested 3 with 2:31 left to cut Carolina's lead to 29-26. Sophomore guard Hassani Gravett answered back with a long ball of his own to push the lead back to six with 1:43 left. Dozier slashed to the hoop and scored just before the half to put the Gamecocks up 34-27 at the break.

South Carolina ended the first half with a 22-6 edge in points in the paint. The Gamecocks held Seton Hall to just 26 percent shooting (7-of-27) in the first half after forcing 13 turnovers and notching eight steals. Dozier led all scorers at halftime with 12 points on 6-of-10 shooting.

The teams exchanged baskets early in the second half, as the Gamecocks led 40-35 at the under 16 media timeout with 15:43 on the clock. A Seton Hall dunk from Desi Rodriguez after the timeout cut it to three, but Carolina was again able to answer as Gravett knocked down a jumper from the left wing.

Seton Hall then went on a 5-0 run to tie the game at 42-42 with 14:37 left. Dozier followed with a 3, however, when he took the extra pass from Notice and connected from the corner to make it 45-42. The 3 was his sixth-straight made basket. With the shot clock dwindling, Gravett then hit a deep 3 on the ensuing possession to make it 48-43 Gamecocks with 13:38 left.

The Pirates clawed back into it and took their first lead at 49-48 since midway through the first half on a made free throw by Myles Powell with 12:23 remaining. The game would be tight and back-and-forth the rest of the way.

After Seton Hall jumped ahead 57-55 after a made free throw by Delgado, Dozier made a tough hoop to tie it back up at 57-57 with 6:02 left. Delgado answered the basket with a dunk to put the Pirates back in front 59-57 with 4:32 left in the ball game. McKie came up with a huge steal and nailed a 3 from the corner to put Carolina back ahead 60-59 with 3:53 left on the clock.

Carrington knocked down another midrange jump shot to put the Pirates ahead 63-60 with 2:05 left. Rodriguez then went 1-of-2 at the charity stripe to make it 64-60 with 1:49 left. Sophomore forward Maik Kotsar made a big shot from the left wing on the ensuing possession to cut Seton Hall's lead to 64-62 with 1:34 remaining.

McKie then made another big time defensive play for the Gamecocks stealing it away from Rodriguez with 31 seconds left. He was fouled and headed to the line with a 1-and-1 chance to tie it up. The senior was clutch, knocking down both free throws to tie it at 64-64. Rodriguez took it hard to the hole and scored a contested layup to put the Pirates ahead 66-64 with 11 seconds left. Dozier got off a solid look from 3 with 3 seconds left, but could not kick it down. Carolina fouled and Rodriguez made 1-of-2 from the line. Dozier launched a full-court heave that rattled in-and-out as time expired for the Seton Hall win.

**GAME 10 - NO. 16/15 CAROLINA 77 - USF 66  
DEC. 17, 2016/TAMPA, FLA./USF SUN DOME**

**TAMPA, Fla.** - No. 16/15 South Carolina (9-1) notched its first true road win of the season, 77-66, at South Florida (5-4) on Saturday afternoon. Sophomore PJ Dozier tallied a new career-high 23 points (9-of-18), marking his fourth-straight game with 20-plus. Senior Duane Notice hit four 3-pointers in the second half and finished with 15.

Carolina won the opening tip and jumped out to a 9-6 lead after a Maik Kotsar layup with 16:36 left. The freshman from Tallin, Estonia started the game 3-for-3 from the field with six points. The Gamecocks led 9-8 at the first media timeout with 15:48 left.

The Bulls then went on a 9-0 run to take a 17-12 lead that was capped off with a 3-point play by Geno Thorpe just before the second media timeout with 11:58 left. Carolina countered with a 6-0 run to regain the lead 18-17, forcing a timeout by USF head coach Orlando Antigua with 9:53 left.

The Bulls switched to a 2-3 zone as the Gamecocks had missed seven-straight shots from behind the arc. Freshman Rakym Felder ended the drought from long range and knocked down back-to-back 3s to put South Carolina ahead 24-21. Jahmal McMurray then hit consecutive 3-pointers to put USF back in front 29-27 at the final media timeout of the first half with 3:47 left.

The Gamecocks trailed by six at the break, 37-31, as the Bulls ended the opening period on a 14-4 run. Felder (3-for-6 from 3) and sophomore PJ Dozier (4-for-9) led Carolina in half one with nine points each. Kotsar had seven points and led the team with four rebounds. McMurray led all scorers with 15 at the break (5-of-10, 2-2 from 3). USF held a 26-17 edge on the glass at halftime.

Back-to-back 3s by Notice brought the Gamecocks within two at the under-16 media timeout with 15:45 left in the second half. A Silva dunk and two Felder free throws put the Gamecocks back ahead, 48-46, with 14:47 to go. A Dozier steal and layup by senior Justin McKie then put Carolina up four, forcing a timeout by the Bulls with 12:16 left.

Dozier threw down a transition dunk after the timeout to cap a 9-0 run for the Gamecocks, which put them ahead 57-51. USF clawed back into it and pulled within one at 57-56 after consecutive 3s by McMurray with 9:03 left. McKie answered with a 3 on the ensuing possession after an offensive board by freshman Khadim Gueye.

After a Dozier made 3 with 5:23 left, Carolina began to pull away. With the shot clock dwindling, the Gamecocks swung the ball around the perimeter and Notice hit his fourth 3 of the second half to put Carolina up nine, 72-63 with 3:05 left. The Gamecocks would lead by eight or more the rest of the way en route to the 77-66 victory.

Felder and Dozier tied for the team lead with five assists, as Carolina matched a season-high 18 assists on the day. Kotsar led the way on the glass for the Gamecocks, snagging nine rebounds. McKie recorded a new career-high with four steals to lead the team.

**GAME 11 - CLEMSON 62 - NO. 22/20 CAROLINA 60  
DEC. 21, 2016/COLONIAL LIFE ARENA**

**COLUMBIA, S.C.** - No. 22/20 South Carolina (9-2) fell at home Wednesday night to Clemson (9-2), 62-60. PJ Dozier tallied a new career-high 26 points on 10-of-22 shooting. He also had eight rebounds and led the team with five assists.

Colonial Life Arena was electric from the start, as sophomore Chris Silva threw down a thunderous dunk on the game's first possession. From there, it went back-and-forth and Carolina took a 7-6 lead at the first media timeout with 15:37 left. Three different Gamecocks scored the team's first seven points.

Donte Grantham gave the Tigers a 12-10 lead with 12:29 left in the half after hitting a 3 from the right wing. His made long ball ended an over four-minute field goal drought for Clemson.

The Tigers pushed the lead to 17-14 with 7:32 left after another bucket by Grantham. A Dozier layup versus contact in the lane brought Carolina within two at 21-19 with 5:48 left. The hoop was Dozier's 11th point, as he was the game's first player in double-figures.

Sophomore guard Hassani Gravett pushed the ball ahead and brought the Gamecock faithful to their feet after scoring in transition to tie the game at 25-25 with 2:04 left in the opening half. Clemson ended a 2-43 scoring drought with a pair of Elijah Thomas free throws moments later to regain the lead 27-25.

The Tigers held a 29-25 edge as the horn sounded at the end of the first half. Dozier led all scorers at the break with 13 points on 5-of-8 shooting. He was 2-for-2 from 3. Grantham and Thomas led Clemson with eight each. Carolina shot 11-for-29 (37.9 percent) in half one, while the Tigers were 11-for-26 (42.3 percent).

The Gamecocks opened the second half on a 6-0 run to regain the lead 31-29. They pushed the run to 8-3 after a dunk by Dozier that made it 33-32 with 18:07 left, but Clemson retook the lead 37-35 at the first media timeout of the second half with 15:48 remaining.

The score would remain 37-35 for the next 3:48 as both teams ramped up their defensive pressure. Maik Kotsar's layup with 13:20 left ended the drought for both teams. Carolina held a 39-37 advantage at the next media timeout with 11:27 left. A pair of free throws snapped a 6:05 scoring drought for the Tigers and brought them within one at 40-39 with 11:03 on the clock.

Silva converted an and-1 to put the Gamecocks up 46-43 with 8:40 to go. Clemson's leading scorer Jaron Blossomgame brought them within one again at 47-46 with 6:26 remaining.

The Gamecocks led 54-52 at the final media timeout with 3:32 remaining. Dozier made a tough, second-effort bucket to put Carolina up three, but Blossomgame made a tip in on the ensuing possession to bring the Tigers back within one. Head coach Frank Martin then took a timeout with 1:14 left, his team up 58-57.

Two free throws by Marquise Reed put Clemson up 59-58 with 52 seconds left. Carolina got two 3-point looks, but senior Justin McKie and Gravett's shots just missed and the Gamecocks were forced to foul with 20.3 seconds left. Avry Holmes hit both to put the Tigers up three before PJ Dozier then was fouled with 9.8 seconds left and hit both to bring Carolina within one at 61-60. Holmes was fouled again with 9.2 on the game clock. He made the first and missed the second, but the Gamecocks were unable to convert on the opposite end and the Tigers held on for the 62-60 victory.

**GAME 9**



Official Basketball Box Score - Game Totals - Final Statistics  
**SOUTH CAROLINA vs SETON HALL**  
12/12/16 9:00pm at Madison Square Garden, New York, NY

**SOUTH CAROLINA 64**

#	Player	Total		3-Ptr		Rebounds		PF	TP	A	TO	Bk	Stl	Min		
		FG	FGA	FG	FGA	FT	FTA								Off	Def
20	MCKIE, Justin	3	6	1	1	2	2	0	1	1	2	9	1	0	0	23
21	KOTSAR, Maik	2	6	0	0	0	0	3	4	7	4	4	0	1	0	19
30	SILVA, Chris	3	5	0	0	5	8	4	5	9	11	0	3	4	1	29
10	NOTICE, Duane	1	10	1	5	1	4	2	2	4	0	4	2	3	0	36
15	DOZIER, PJ	9	19	1	5	1	3	0	5	2	20	3	2	0	2	34
02	GRAVETT, Hassani	3	6	2	5	3	4	0	3	3	4	11	0	3	0	28
04	FELDER, Rakym	0	0	0	0	0	0	0	0	0	0	0	0	1	0	9
12	GUEYE, Khadim	0	0	0	0	0	0	0	0	0	0	0	0	0	0	2
24	KEITA, Sedee	1	5	0	0	1	2	3	3	5	0	0	0	0	0	18
31	HOLLIMAN, Jarrell	0	0	0	0	0	0	0	0	0	0	0	0	0	0	2
Team						2		1								
Totals		22	57	5	16	15	25	12	23	35	23	64	6	13	4	200

FG % 1st Half: 13-29 44.8% 2nd half: 9-28 32.1% Game: 22-55 39.6%  
3FG % 1st Half: 2-7 28.6% 2nd half: 3-9 33.3% Game: 5-16 31.3%  
FT % 1st Half: 6-12 50.0% 2nd half: 9-13 69.2% Game: 15-25 60.0%

Deadball Rebounds 3

**SETON HALL 67**

#	Player	Total		3-Ptr		Rebounds		PF	TP	A	TO	Bk	Stl	Min			
		FG	FGA	FG	FGA	FT	FTA								Off	Def	Tot
14	SANOGO, ISMAEL	0	1	0	0	2	2	4	8	12	1	2	0	1	1	0	29
31	DELGADO, ANGEL	4	9	0	0	5	11	3	9	12	3	13	1	1	0	1	30
00	CARRINGTON, KHADEE	5	18	2	6	9	10	1	0	1	2	2	5	1	1	35	
20	RODRIGUEZ, DESI	6	9	0	0	6	8	1	3	4	16	3	0	0	0	29	
30	JONES, MADISON	0	4	0	0	2	2	0	0	2	3	4	0	1	0	17	
01	NZEI, MICHAEL	1	1	0	0	1	2	2	2	0	0	0	0	0	0	14	
13	POWELL, MYLES	4	12	1	6	2	3	1	6	7	4	11	0	1	0	29	
23	CARTER, MYLES	0	1	0	0	0	0	0	0	0	0	0	0	0	0	7	
Team						7		4		11							
Totals		19	55	3	12	26	36	18	31	49	18	67	6	17	2	200	

FG % 1st Half: 7-27 25.9% 2nd half: 12-28 42.9% Game: 19-55 34.5%  
3FG % 1st Half: 2-8 25.0% 2nd half: 1-4 25.0% Game: 3-12 25.0%  
FT % 1st Half: 11-12 91.7% 2nd half: 15-24 62.5% Game: 26-36 72.2%

Deadball Rebounds 5

Officials: James Luckie, Roger Ayers, Keith Kimple  
Technical fouls: SOUTH CAROLINA-None. SETON HALL-None.  
Attendance: 7558  
2016 Under Armour Reunion

Score by periods	1st	2nd	Total
SOUTH CAROLINA	34	30	64
SETON HALL	27	40	67

	In	Off	2nd	Fast
Points	Paint	T/O	Chance	Break
SC	28	19	5	6
SHU	28	18	15	6

Last FG - SC 2nd-01:34, SHU 2nd-00:10.  
Largest lead - SC by 9 2nd-19:31, SHU by 4 2nd-01:49.  
SC led for 25:46, SHU led for 09:53. Game was tied for 04:21.

Score tied - 13 times.  
Lead changed - 16 times.

**GAME 10**



Official Basketball Box Score - Game Totals - Final Statistics  
**South Carolina vs USF**  
12/17/16 1:00 pm at Tampa, Fla. (Sun Dome)

**South Carolina 77 • 9-1**

#	Player	Total		3-Ptr		Rebounds		PF	TP	A	TO	Bk	Stl	Min		
		FG	FGA	FG	FGA	FT	FTA								Off	Def
21	KOTSAR, Maik	5	6	0	0	1	3	2	7	9	3	11	0	0	1	30
30	SILVA, Chris	3	4	0	0	0	2	4	5	4	6	0	1	0	0	16
10	NOTICE, Duane	4	12	4	10	3	4	0	2	2	15	4	0	1	0	37
15	DOZIER, PJ	9	18	2	4	3	5	1	4	5	23	5	2	0	3	28
20	MCKIE, Justin	3	13	1	5	2	2	2	4	2	9	3	0	1	4	33
04	FELDER, Rakym	3	7	3	6	2	2	2	2	2	11	5	2	1	0	26
12	GUEYE, Khadim	0	0	0	0	0	1	1	2	0	0	0	0	1	0	13
14	TUT, Ran	0	1	0	0	0	0	0	0	0	1	0	0	0	0	4
24	KEITA, Sedee	0	0	0	0	0	0	0	0	0	0	0	0	0	0	3
31	HOLLIMAN, Jarrell	0	1	0	0	0	0	0	0	0	3	2	0	0	0	10
Team						4		5								
Totals		27	62	10	25	13	20	11	23	34	21	77	18	7	4	200

FG % 1st Half: 12-34 35.3% 2nd half: 15-28 53.6% Game: 27-62 43.5%  
3FG % 1st Half: 4-17 23.5% 2nd half: 6-8 75.0% Game: 10-25 40.0%  
FT % 1st Half: 3-7 42.9% 2nd half: 10-13 76.9% Game: 13-20 65.0%

Deadball Rebounds 3

**USF 66 • 5-4**

#	Player	Total		3-Ptr		Rebounds		PF	TP	A	TO	Bk	Stl	Min		
		FG	FGA	FG	FGA	FT	FTA								Off	Def
21	DA SILVA, Tulio	2	2	0	0	0	1	3	4	3	4	1	3	1	0	18
34	FITTS, Malik	4	8	1	2	3	5	8	3	12	2	0	0	1	0	37
33	GUERRERO, Ruben	0	0	0	0	0	0	0	0	3	0	1	0	0	0	10
00	MCMURRAY, Jahmal	8	17	5	7	4	6	2	1	3	1	25	0	5	0	37
13	THORPE, Geno	3	13</													

**GAME 12 - NO. -/25 CAROLINA 90 - LANDER 62**  
**DEC. 27, 2016/COLONIAL LIFE ARENA**

**COLUMBIA, S.C.** - South Carolina (10-2) posted a 90-62 victory versus instate foe Lander (3-7) Tuesday night at Colonial Life Arena. Freshman Rakym Felder led the team with a career-high 20 points after going 5-for-7 from the 3-point line.

The Bearcats scored the game's first hoop, but Carolina went on an 11-0 run to take an 11-2 lead with 15:32 left in the opening half. Freshman Maik Kotsar had six of the team's first 11 points.

The Gamecocks pushed the run to 19-0 after a pair of Notice free throws with 12:56 remaining. A jumper by freshman Sedee Keita improved the run to 29-1, as Carolina led 29-3 with 9:48 to go in the first half. The Gamecocks' defense held Lander to 1-of-15 shooting in the first 10 minutes.

The Bearcats ended their 0-for-14 field goal drought, as Carolina was up 36-7 at the under eight media timeout. Felder hit back-to-back 3s to extend the lead to 50-14 with 1:49 on the clock. The Brooklyn, N.Y. native, then hit another 3 with 44 seconds left, as the Gamecocks led 53-16 at halftime.

Carolina shot 20-for-32 (63 percent) in the opening half, including 7-for-11 from 3. The Gamecocks held Lander to just 17 percent (5-for-30) shooting from the field and had a 25-14 edge in the rebound column. Felder led the way with 15 points, as he was 4-of-4 from behind the arc in the first half. Nine different players scored in half one for Carolina.

After the break, Felder hit his fifth 3-pointer with 12:19 to go in the game, as Carolina jumped out to its biggest lead of the night, 73-33.

Kotsar posted his first career double-double, snagging his 10th rebound and scoring his 10th point on the ensuing possession with 9:16 to go and the Gamecocks in control up 77-43.

South Carolina remained up by 30 the rest of the way, before a late Lander 3 with 18 seconds left in the game to make it 90-62.

PJ Dozier (15), Duane Notice (13) and Kotsar (10) joined Felder in double-figures. Chris Silva tied Kotsar for the team lead with 11 rebounds and Carolina tied a season-high with 18 assists on the night.

**GAME 13 - MEMPHIS 70, -/25 CAROLINA 54**  
**DEC. 30, 2016/FEDEXFORUM/MEMPHIS, TENN.**

**MEMPHIS, Tenn.** - The South Carolina men's basketball team dropped a 70-54 decision at Memphis (10-4) Friday night in its final game of 2016. Three Gamecocks reached double figures in scoring, but a season-low shooting percentage and a season-high 30 fouls stunted the offense. PJ Dozier led the team with 13 points in 24 minutes of action.

Both teams battled self-inflicted woes in the opening 10 minutes of the game, as South Carolina (10-3) shot well from the field but were held back by foul troubles and nine turnovers, and Memphis hit just four of its first 17 attempts. A jumper by PJ Dozier made it 15-12 in the Gamecocks' favor with 11:23 to play, but the Tigers countered with an 11-0 run over the next four minutes for their first lead of the night. Following the Dozier basket, Carolina ended the half just 3-of-14 from then on, but took advantage of a Memphis scoring spell late in the period to cut what once was a 10-point deficit down to five points at the buzzer.

Memphis took a 33-28 lead into the break, powered by 11 points from Markel Crawford. The guard accounted for almost half of his team's total field goals (five out of 11), as the Tigers shot 39 percent from the floor but made up for that with 10 free throws. South Carolina was led by six points from Chris Silva and five points from Hassani Gravett and Dozier, but were unable to keep a consistent lineup on the floor thanks to 13 team fouls that saddled four different players with two fouls in the period.

The Gamecocks were able to trim the lead back to one possession, 39-38, eight minutes in to the second half thanks to a 7-1 run. Memphis struck back with an 11-3 run over the next three minutes to ward off the Gamecock momentum, using five straight missed field goals from South Carolina to maintain the lead.

Foul trouble started to weigh heavily on the Gamecocks as the final period wore on. Leading rebounder Chris Silva picked up his fifth foul with six minutes to go, and leading scorer Dozier took a seat as well just two minutes later. The Tigers pulled away late from the free throw line and took its largest lead of the game to the final buzzer, 70-54.

**GAME 12**



Official Basketball Box Score - Game Totals - Final Statistics  
**Lander vs South Carolina**  
 12/27/16 7 p.m. ET at Columbia, S.C. (Colonial Life Arena)

**Lander 62 • 3-7**

#	Player	Total		3-Ptr		Rebounds			PF	TP	A	TO	Blk	Stl	Min
		FG	FGA	FG	FGA	FT	FTA	Off							
05	Chris Tate	f	2-5	0-0	0-2	1	4	5	0	4	1	0	3	2	20
22	TJ Knight	f	3-11	0-0	0-0	2	3	5	3	6	1	1	0	1	24
02	Rahu Purdie	g	5-6	1-2	0-0	0	1	1	2	11	3	2	0	0	23
10	JR Washington	g	3-13	2-9	8-9	1	4	5	1	16	1	3	0	3	31
24	Taylor Bufkin	g	0-2	0-1	0-0	1	2	2	0	2	0	2	1	0	10
03	Jarryd Coleman	g	1-5	1-5	0-0	0	2	2	0	3	2	1	0	0	17
12	James Cumming	g	0-0	0-0	0-0	0	0	0	0	0	0	0	0	0	1
15	Clenzo Ross	g	2-5	1-2	3-4	1	4	5	3	8	4	2	0	0	19
20	Srdjan Ivic	g	0-2	0-0	0-0	1	2	3	4	0	0	0	0	0	14
23	Jordan Dingle	g	3-8	0-3	1-2	0	3	3	1	7	0	0	0	0	19
35	Nicklas Jonsson	g	1-3	0-1	0-0	0	0	0	0	2	0	0	0	0	9
40	Telvin Gabriel	g	2-2	0-0	1-2	1	0	1	1	5	0	1	0	1	13
	Team					2	0	2			1				7
	Totals		22-62	5-23	13-19	10	24	34	17	62	12	13	4	7	200

FG % 1st Half: 5-30 16.7% 2nd half: 17-32 53.1% Game: 22-62 35.5%  
 3FG % 1st Half: 0-9 0.0% 2nd half: 5-14 35.7% Game: 5-23 21.7%  
 FT % 1st Half: 6-8 75.0% 2nd half: 7-11 63.6% Game: 13-19 68.4%

**South Carolina 90 • 10-2**

#	Player	Total		3-Ptr		Rebounds			PF	TP	A	TO	Blk	Stl	Min
		FG	FGA	FG	FGA	FT	FTA	Off							
21	KOTSAR, Maik	f	5-10	0-0	0-2	4	7	11	2	10	0	0	2	0	24
30	SILVA, Chris	f	3-6	0-0	0-0	2	9	11	4	6	0	5	3	0	15
10	NOTTICE, Duane	g	5-10	1-5	2-2	0	3	3	0	13	1	0	1	1	25
15	DOZIER, PJ	g	6-9	3-4	0-0	1	2	3	15	3	0	0	0	2	25
20	MCKIE, Justin	g	3-8	1-3	2-3	2	1	3	2	9	4	0	0	1	23
02	GRAVETT, Hassani	g	2-6	0-3	2-2	0	2	2	1	6	5	1	1	1	24
04	FELDER, Rakym	g	6-10	5-7	3-3	0	0	0	2	20	4	3	0	1	20
04	GUEYE, Khadim	g	2-3	0-0	0-2	0	3	3	1	4	1	1	2	0	18
13	CORCHIANI, Tommy	g	0-0	0-0	0-0	0	0	0	0	0	0	1	0	0	1
14	TUT, Ran	g	0-0	0-0	0-0	1	0	1	0	0	0	0	1	0	3
24	KEITA, Sedee	g	3-6	0-0	1-2	3	2	5	0	7	0	1	0	0	18
25	SCHMITT, Christian	g	0-0	0-0	0-0	0	0	0	0	0	0	0	0	0	1
31	HOLLIMAN, Jarrell	g	0-0	0-0	0-0	0	0	0	0	0	0	0	0	0	3
	Team					0	3	3							2
	Totals		35-68	10-22	10-16	13	32	45	16	90	18	12	6	4	200

FG % 1st Half: 20-33 60.6% 2nd half: 15-35 42.9% Game: 35-68 51.5%  
 3FG % 1st Half: 7-12 58.3% 2nd half: 3-10 30.0% Game: 10-22 45.5%  
 FT % 1st Half: 6-9 66.7% 2nd half: 4-7 57.1% Game: 10-16 62.5%

Officials: Tony Henderson, Jerry Heaster, Garrick Shannon  
 Technical fouls: Lander-None, South Carolina-None.  
 Attendance: 10088

Score by periods	1st	2nd	Total
Lander	16	46	62
South Carolina	53	37	90

Last FG - LU 2nd-00:18, SC 2nd-01:50.  
 Largest lead - LU by 2 1st-19:18, SC by 40 2nd-12:19.  
 LU led for 00:24, SC led for 38:36. Game was tied for 01:00.

Points	In	Off	2nd	Fast
LU	24	7	7	14
SC	40	15	16	23

Score tied - 1 time.  
 Lead changed - 1 time.

**GAME 13**



Official Basketball Box Score - Game Totals - Final Statistics  
**South Carolina vs Memphis**  
 12/30/16 8:11 PM at Memphis, Tenn.

**South Carolina 54 • 10-3**

#	Player	Total		3-Ptr		Rebounds			PF	TP	A	TO	Blk	Stl	Min
		FG	FGA	FG	FGA	FT	FTA	Off							
21	KOTSAR, Maik	f	2-7	0-0	1-2	3	2	5	3	5	2	3	0	0	30
30	SILVA, Chris	f	2-3	0-0	2-2	2	6	8	5	6	1	3	1	1	17
10	NOTTICE, Duane	g	0-8	0-7	2-4	1	1	2	1	2	1	4	0	0	24
15	DOZIER, PJ	g	5-16	2-5	1-2	1	4	5	13	2	2	2	0	1	24
20	MCKIE, Justin	g	4-8	2-3	0-0	1	0	1	2	10	2	2	0	0	21
02	GRAVETT, Hassani	g	2-4	2-3	2-2	1	0	1	5	8	2	1	0	0	25
04	FELDER, Rakym	g	3-8	3-7	1-3	1	1	2	2	10	1	2	0	1	24
12	GUEYE, Khadim	g	0-0	0-0	0-0	0	2	2	2	0	0	0	0	1	8
24	KEITA, Sedee	g	0-3	0-0	0-0	5	2	7	4	0	1	0	1	2	25
25	SCHMITT, Christian	g	0-0	0-0	0-0	0	0	0	0	0	0	0	0	0	1
31	HOLLIMAN, Jarrell	g	0-0	0-0	0-0	0	0	0	0	0	0	0	0	0	1
	Team					2	0	2			2				4
	Totals		18-57	9-25	9-15	17	18	35	30	54	12	19	2	6	200

FG % 1st Half: 9-25 36.0% 2nd half: 9-32 28.1% Game: 18-57 31.6%  
 3FG % 1st Half: 4-11 36.4% 2nd half: 5-14 35.7% Game: 9-25 36.0%  
 FT % 1st Half: 6-9 66.7% 2nd half: 3-6 50.0% Game: 9-15 60.0%

**Memphis 70 • 10-4**

#	Player	Total		3-Ptr		Rebounds			PF	TP	A	TO	Blk	Stl	Min
		FG	FGA	FG	FGA	FT	FTA	Off							
01	Lawson,Dedric	f	4-9	0-1	11-13	4	11	15	4	19	8	4	2	1	37
02	Rivers,Jimario	f	4-7	0-0	2-2	1	1	2	4	10	0	2	1	1	25
00	Lawson,K.J.	g	0-6	0-0	1-4	2	2	4	2	1	1	1	0	1	29
03	Martin,Jeremiah	g	1-4	0-1	3-3	1	1	2	3	5	2	3	1	0	32
05	Crawford,Markel	g	9-13	0-2	10-12	2	5	7	2	28	1	3	0	1	38
04	Clergeot,Keon	g	2-3	1-2	0-1	0	0	0	1	5	2	1	0	0	21
10	Kessee,Christian	g	0-0	0-0	0-0	0	1	1	1	0	0	0	0	0	6
12	Randall,Craig	g	0-1	0-1	2-2	0	0	0	0	1	2	0	2	0	9
23	Moffatt,Alex	g	0-0	0-0	0-0	0	0	0	0	0	0	0	0	0	1
42	McDowell,Jake	g	0-0	0-0	0-0	0	0	0	0	0	0	0	0	0	2
	Team					0	1	1							2
	Totals		20-43	1-7	29-37	10	22	32	18	70	14	16	4	4	200

FG % 1st Half: 11-28 39.3% 2nd half: 9-15 60.0% Game: 20-43 46.5%  
 3FG % 1st Half: 1-7 14.3% 2nd half: 0-0 0.0% Game: 1-7 14.3%  
 FT % 1st Half: 10-16 62.5% 2nd half: 19-21 90.5% Game: 29-37 78.4%

Officials: Doug Shows, Mike Nance, Joe Lindsay  
 Technical fouls: South Carolina-None, Memphis-None.  
 Attendance: 10812

Score by periods	1st	2nd	Total
South Carolina	28	26	54
Memphis	33	37	70

Last FG - SC 2nd-03:45, MEM 2nd-02:02.  
 Largest lead - SC by 3 1st-19:24, MEM by 16 2nd-00:36.  
 SC led for 07:03, MEM led for 29:23. Game was tied for 03:19.

Points	In	Off	2nd	Fast
SC	14	9	7	0
MEM	32	13	6	10

Score tied - 3 times.  
 Lead changed - 1 time.



# #20 - JUSTIN MCKIE

SENIOR | GUARD | 6'4" | 204 | 3 LETTERS

COLUMBIA, S.C./IRMO

## SEASON NOTABLES

- Tallied nine points and pulled down six rebounds in the exhibition win vs. Newberry
- Tallied three points and pulled down five rebounds off the bench in opening win vs. La Tech (Nov. 11)
- Posted the second double-figure scoring game of his career with 10 points on 5-of-7 shooting vs. Holy Cross (Nov. 13)
- Led all bench scorers with eight points in 27 minutes, also collecting a career high six rebounds in Carolina's OT win vs. Monmouth (Nov. 15)
- Scored six points, grabbed four rebounds, tallied two assists and led all bench players in minutes (21) for the third consecutive game in win vs. SC State (Nov. 18)
- Played 17 minutes off the bench and logged five points, four rebounds and one block in win vs. No. 25/24 Michigan (Nov. 23)
- Had three points, two rebounds and an assist in 16 minutes played in win vs. No. 18/16 Syracuse (Nov. 26)
- Scored two points, had two steals and two rebounds in 20 minutes off the bench in win vs. Vermont (Dec. 1)
- Made first career start in win vs. FIU (Dec. 4), played 13 minutes due to early foul trouble and had an assist and a steal
- Had nine points, two steals, one assist and one rebound in loss vs. Seton Hall (Dec. 12) at Madison Square Garden, made second career start in the game
- Recorded nine points, four rebounds and three assists in win at USF (Dec. 17), posted career-highs for steals (4) and minutes (33) in the victory
- Started his fourth-straight game and scored three points in loss vs. Clemson (Dec. 21), had five rebounds, two assists and a steal in 29 minutes
- Nine points with three rebounds and a season high four assists in win vs. Lander (Dec. 27)
- Record third double-figure scoring game of his career with 10 points at Memphis (Dec. 30)

## MCKIE'S CAREER HIGHS

### Points

Career 12, at Marshall (Dec. 1, 2014)  
 Season 10, twice, last at Memphis (Dec. 30, 2016)

### Field Goals

Career 5, twice, last vs. Holy Cross (Nov. 13, 2016)  
 Season 5, vs. Holy Cross (Nov. 13, 2016)

### Field Goal Attempts

Career 13, at USF (Dec. 17, 2016)  
 Season 13, at USF (Dec. 17, 2016)

### 3-Point Field Goals

Career 2, 3x, last at Memphis (Dec. 30, 2016)  
 Season 2, at Memphis (Dec. 30, 2016)

### 3-Point Field Goal Attempts

Career 6, vs. Monmouth (Nov. 15, 2016)  
 Season 6, vs. Monmouth (Nov. 15, 2016)

### Free Throws

Career 4, vs. Florida (Jan. 7, 2015)  
 Season 2, 4x, last at Memphis (Dec. 30, 2016)

### Free Throw Attempts

Career 4, 3x, last vs. Missouri (Jan. 16, 2016)  
 Season 3, twice, last vs. Lander (Dec. 27, 2016)

### Rebounds

Career 6, vs. Monmouth (Nov. 15, 2016)  
 Season 6, vs. Monmouth (Nov. 15, 2016)

### Assists

Career 5, vs. Lipscomb (Nov. 27, 2015)  
 Season 4, vs. Lander (Dec. 27, 2016)

### Blocks

Career 1, 3x, last at USF (Dec. 17, 2016)  
 Season 1, twice, last at USF (Dec. 17, 2016)

### Steals

Career 4, at USF (Dec. 17, 2016)  
 Season 4, at USF (Dec. 17, 2016)

### Minutes Played

Career 33, at USF (Dec. 17, 2016)  
 Season 33, at USF (Dec. 17, 2016)

## 2016-17

Opponent	Date	GS	Min	FG-FGA	Pct	3FG-FGA	Pct	FFFTA	Pct	Off	Def	Tot	Avg	PF	FO	A	TO	Blk	Stl	Pts	Avg	
Louisiana Tech	11/11/16		19	1-3	.333	1-2	.500	0-0	.000	1	4	5	5.0	0	0	1	1	0	0	3	3.0	
Holy Cross	11/13/16		22	5-7	.714	0-2	.000	0-0	.000	0	1	1	3.0	0	0	0	0	0	0	10	6.5	
Monmouth	11/15/16		27	3-10	.300	1-6	.167	1-2	.500	2	4	6	4.0	2	0	2	0	0	0	8	7.0	
SC State	11/18/16		21	3-6	.500	0-2	.000	0-0	.000	1	3	4	4.0	1	0	2	0	0	0	6	6.8	
Michigan	11/23/16		17	2-3	.666	1-2	.500	0-0	.000	0	4	4	3.0	0	0	1	0	0	1	0	5	6.4
vs. Syracuse	11/26/16		16	1-2	.500	0-1	.000	1-3	.333	0	2	2	3.7	0	0	1	2	0	0	3	5.8	
Vermont	12/1/16		20	1-6	.167	0-2	.000	0-0	.000	1	2	3	3.6	1	0	3	0	0	2	2	5.3	
FIU	12/4/16	*	13	0-3	.000	0-2	.000	0-0	.000	0	0	0	3.1	3	0	1	0	0	1	0	4.6	
vs. Seton Hall	12/12/16	*	23	3-6	.500	1-1	1.000	2-2	1.000	0	1	1	2.9	2	0	1	0	0	2	9	5.1	
at USF	12/17/16	*	33	3-13	.231	1-5	.200	2-2	1.000	2	2	4	3.0	2	0	3	0	1	4	9	5.5	
Clemson	12/21/16	*	29	1-5	.200	0-3	.000	1-2	.500	1	4	5	3.2	2	0	2	2	0	1	3	5.3	
Lander	12/27/16	*	23	3-8	.375	1-3	.333	2-3	.667	2	1	3	3.2	2	0	4	0	0	1	9	5.6	
at Memphis	12/30/16	*	21	4-8	.500	2-3	.667	2-2	1.000	1	0	1	3.0	2	0	2	2	0	0	10	5.9	
at Georgia	1/4/17																					
Texas A&M	1/7/17																					
at Tennessee	1/11/17																					
Ole Miss	1/14/17																					
Florida	1/18/17																					
at Kentucky	1/21/17																					
Auburn	1/24/17																					
at Missouri	1/28/17																					
at LSU	2/1/17																					
Georgia	2/4/17																					
Alabama	2/7/17																					
at Mississippi State	2/11/17																					
Arkansas	2/15/17																					
at Vanderbilt	2/18/17																					
at Florida	2/21/17																					
Tennessee	2/25/17																					
Mississippi State	2/28/17																					
at Ole Miss	3/4/17																					
vs. SEC Tournament	TBD																					
vs. NCAA Tournament	TBD																					

## CAREER STATISTICS

Season	GP-GS	Min	Avg	FG	FGA	Pct	3FG	3FGA	Pct	FT	FTA	Pct	Off	Def	Tot	Avg	PF	FO	Ast	TO	Blk	Stl	Pts	Avg
2013-14	17-0	80	4.7	3	17	.176	1	8	.125	2	4	.500	4	12	16	0.9	8	0	5	5	0	3	9	0.5
2014-15	25-0	282	11.3	26	67	.388	11	36	.306	18	23	.783	11	33	44	1.8	20	0	8	11	3	9	81	3.2
2015-16	27-0	217	8.0	14	47	.298	3	18	.167	9	14	.643	7	20	27	1.0	21	1	22	7	2	2	40	1.5
2016-17	13-6	284	21.8	30	80	.375	8	34	.235	9	14	.643	11	28	39	3.0	20	0	20	9	2	11	77	5.9
<b>Totals</b>	<b>82-6</b>	<b>863</b>	<b>10.5</b>	<b>73</b>	<b>211</b>	<b>.345</b>	<b>23</b>	<b>96</b>	<b>.240</b>	<b>38</b>	<b>55</b>	<b>.691</b>	<b>33</b>	<b>93</b>	<b>126</b>	<b>1.5</b>	<b>69</b>	<b>1</b>	<b>55</b>	<b>32</b>	<b>7</b>	<b>25</b>	<b>207</b>	<b>2.5</b>

## CAREER SEC STATISTICS

Season	GP-GS	Min	Avg	FG	FGA	Pct	3FG	3FGA	Pct	FT	FTA	Pct	Off	Def	Tot	Avg	PF	FO	Ast	TO	Blk	Stl	Pts	Avg	
2014	9-0	56	6.2	2	11	.182	1	5	.200	0	0	.000	1	9	10	1.1	7	0	5	5	0	2	5	0.6	
2015	12-0	130	10.8	5	21	.238	2	11	.182	6	6	1.000	6	12	18	1.5	10	0	1	6	1	2	18	1.5	
2016	12-0	79	6.6	4	14	.286	0	3	.000	3	6	.500	4	3	7	0.6	4	0	7	4	0	1	11	0.9	
2017																									
<b>Totals</b>	<b>33-0</b>	<b>265</b>	<b>8.0</b>	<b>11</b>	<b>46</b>	<b>.239</b>	<b>3</b>	<b>19</b>	<b>.158</b>	<b>9</b>	<b>12</b>	<b>.750</b>	<b>11</b>	<b>24</b>	<b>35</b>	<b>1.1</b>	<b>21</b>	<b>0</b>	<b>13</b>	<b>15</b>	<b>1</b>	<b>5</b>	<b>34</b>	<b>1.0</b>	





# #10 - DUANE NOTICE

SENIOR | GUARD | 6'2" | 225 | 3 LETTERS

TORONTO, ONTARIO, CANADA/ST. THOMAS MORE (OAKDALE, CONN.)

## SEASON NOTABLES

- Tallied 17 points, hitting four 3s in the exhibition win vs. Newberry
- 17 points with three assists and a steal in opener vs. La Tech (Nov. 11)
- Dished a team high five assists in win vs. Holy Cross (Nov. 13)
- Dished the game winning assist on PJ Dozier's jumper as time expired in OT win over Monmouth (Nov. 15)
- Scored 15 points with five assists and a team high three steals vs. the Hawks
- Tied for team lead with 25 minutes played in win vs. SC State (Nov. 18)
- Led team with 35 minutes in win vs. No. 25/24 Michigan (Nov. 23), one of four Gamecocks in double figures with 13 points, also had five rebounds, which was a season-high
- Played 32 minutes, which led team, in win vs. No. 18/16 Syracuse (Nov. 26), tallied seven points, three rebounds, two assists and a steal in the victory
- Tallied two points, four assists and two rebounds in 28 minutes in win vs. Vermont (Dec. 1)
- Matched career-high with 27 points in win vs. FIU (Dec. 4), made 6-of-10 from behind the arc to set a new single-game career-high for 3-point field goals, led team with 36 minutes and had an assist and a rebound
- Posted four points, four rebounds, two assists and two steals in loss vs. Seton Hall (Dec. 12) at Madison Square Garden, played game-high 36 minutes
- Played team-high 37 minutes and posted 15 points, four assists, two rebounds and one steal in win at USF (Dec. 17), scored 14 points and hit four 3s in the second half
- Led team with 36 minutes in loss vs. Clemson (Dec. 21), scored four points, had two rebounds and two assists
- Scored 13 points with three rebounds, an assist and a steal in win over Lander (Dec. 27)

## NOTICE'S CAREER HIGHS

### Points

Career 27, twice, last vs. at FIU (Dec. 4, 2016)  
 Season 27, vs. FIU (Dec. 4, 2016)

### Field Goals

Career 10, at Marshall (Dec. 1, 2014)  
 Season 9, vs. FIU (Dec. 4, 2016)

### Field Goal Attempts

Career 18, twice, last at LSU (Jan. 28, 2015)  
 Season 14, vs. FIU (Dec. 4, 2016)

### 3-Point Field Goals

Career 6, vs. FIU (Dec. 4, 2016)  
 Season 6, vs. FIU (Dec. 4, 2016)

### 3-Point Field Goal Attempts

Career 11, twice, last at Alabama (Feb. 24, 2015)  
 Season 10, twice, last at USF (Dec. 17, 2016)

### Free Throws

Career 12, vs. Memphis (Jan. 2, 2016)  
 Season 6, vs. La Tech (Nov. 11, 2016)

### Free Throw Attempts

Career 12, vs. Memphis (Jan. 2, 2016)  
 Season 8, vs. La Tech (Nov. 11, 2016)

### Rebounds

Career 8, vs. Auburn (March 12, 2014)  
 Season 5, vs. Michigan (Nov. 23, 2016)

### Assists

Career 8, twice, last vs. Florida (Feb. 20, 2016)  
 Season 5, twice, last vs. Monmouth (Nov. 15, 2016)

### Blocks

Career 1, 9x, last vs. Lander (Dec. 27, 2016)  
 Season 1, vs. Lander (Dec. 27, 2016)

### Steals

Career 3, 6x, last vs. Monmouth (Nov. 15, 2016)  
 Season 3, vs. Monmouth (Nov. 15, 2016)

### Minutes Played

Career 41, vs. Monmouth (Nov. 15, 2016)  
 Season 41, vs. Monmouth (Nov. 15, 2016)

## 2016-17

Opponent	Date	GS	Min	FG-FGA	Pct	3FG-FGA	Pct	FT-FTA	Pct	Off	Def	Tot	Avg	PF	FO	A	TO	Blk	Stl	Pts	Avg
Louisiana Tech	11/11/16	*	29	4-7	.571	3-6	.500	6-8	.750	0	1	1	1.0	0	0	3	3	0	1	17	17.0
Holy Cross	11/13/16	*	23	2-5	.400	2-4	.500	0-0	.000	0	0	0	0.5	1	0	5	3	0	1	6	11.5
Monmouth	11/15/16	*	41	5-13	.384	3-8	.375	2-2	1.000	2	1	3	1.3	1	0	5	3	0	3	15	12.7
SC State	11/18/16	*	25	1-5	.200	1-5	.200	2-2	1.000	0	0	0	1.0	1	0	4	3	0	0	5	10.8
Michigan	11/23/16	*	35	5-12	.417	1-5	.200	2-4	.500	2	3	5	1.8	1	0	0	0	0	1	13	11.2
vs. Syracuse	11/26/16	*	32	2-7	.286	2-4	.500	1-2	.500	1	2	3	2.0	3	0	2	1	0	1	7	10.5
Vermont	12/1/16	*	28	1-6	.167	0-4	.000	0-0	.000	0	2	2	2.0	1	0	4	2	0	0	2	9.3
FIU	12/4/16	*	36	9-14	.643	6-10	.600	3-4	.750	0	1	1	1.9	2	0	1	0	0	0	27	11.5
vs. Seton Hall	12/12/16	*	36	1-10	.100	1-5	.200	1-4	.250	2	2	4	2.1	0	0	2	3	0	2	4	10.7
at USF	12/17/16	*	37	4-12	.333	4-10	.400	3-4	.750	0	2	2	2.1	1	0	4	1	0	1	15	11.1
Clemson	12/21/16	*	36	1-9	.111	0-5	.000	2-3	.667	1	1	2	2.1	3	0	2	2	0	0	4	10.5
Lander	12/27/16	*	25	5-10	.500	1-5	.200	2-2	1.000	0	3	3	2.2	0	0	1	0	1	1	13	10.7
at Memphis	12/30/16	*	24	0-8	.000	0-7	.000	2-4	.500	1	1	2	2.2	1	0	1	4	0	0	2	10.0
at Georgia	1/4/17																				
Texas A&M	1/7/17																				
at Tennessee	1/11/17																				
Ole Miss	1/14/17																				
Florida	1/18/17																				
at Kentucky	1/21/17																				
Auburn	1/24/17																				
at Missouri	1/28/17																				
at LSU	2/1/17																				
Georgia	2/4/17																				
Alabama	2/7/17																				
at Mississippi State	2/11/17																				
Arkansas	2/15/17																				
at Vanderbilt	2/18/17																				
at Florida	2/21/17																				
Tennessee	2/25/17																				
Mississippi State	2/28/17																				
at Ole Miss	3/4/17																				
vs. SEC Tournament	TBD																				
vs. NCAA Tournament	TBD																				

## CAREER STATISTICS

Season	GP-GS	Min	Avg	FG	FGA	Pct	3FG	3FGA	Pct	FT	FTA	Pct	Off	Def	Tot	Avg	PF	FO	Ast	TO	Blk	Stl	Pts	Avg
2013-14	34-22	856	25.2	90	237	.380	21	58	.362	78	116	.672	35	64	99	2.9	72	2	99	89	4	20	279	8.2
2014-15	33-33	987	29.9	127	337	.377	61	168	.363	72	91	.791	20	67	87	2.6	61	0	89	60	4	29	387	11.7
2015-16	34-8	935	27.5	115	298	.389	68	171	.398	68	91	.747	26	57	83	2.4	55	0	78	35	1	32	366	10.8
2016-17	13-13	407	31.3	40	118	.339	24	78	.308	26	39	.667	9	19	28	2.2	15	0	34	25	1	11	130	10.0
<b>Totals</b>	<b>114-76</b>	<b>3185</b>	<b>27.9</b>	<b>372</b>	<b>988</b>	<b>.377</b>	<b>174</b>	<b>475</b>	<b>.366</b>	<b>244</b>	<b>337</b>	<b>.724</b>	<b>90</b>	<b>207</b>	<b>297</b>	<b>2.6</b>	<b>203</b>	<b>2</b>	<b>300</b>	<b>209</b>	<b>10</b>	<b>92</b>	<b>1162</b>	<b>10.2</b>

## CAREER SEC STATISTICS

Season	GP-GS	Min	Avg	FG	FGA	Pct	3FG	3FGA	Pct	FT	FTA	Pct	Off	Def	Tot	Avg	PF	FO	Ast	TO	Blk	Stl	Pts	Avg
2014	18-14	516	28.7	48	133	.361	8	30	.267	46	71	.648	19	34	53	2.9	41	1	50	58	1	11	150	8.3
2015	18-18	548	30.4	62	191	.325	33	102	.324	26	36	.722	12	35	47	2.6	35	0	48	30	2	11	183	10.2
2016	18-5	533	29.6	63	153	.412	40	97	.412	22	33	.667	15	31	46	2.6	34	0	43	22	0	17	188	10.4
2017																								
<b>Totals</b>	<b>54-37</b>	<b>1597</b>	<b>29.6</b>	<b>173</b>	<b>477</b>	<b>.363</b>	<b>81</b>	<b>229</b>	<b>.354</b>	<b>94</b>	<b>140</b>	<b>.671</b>	<b>46</b>	<b>100</b>	<b>146</b>	<b>2.7</b>	<b>110</b>	<b>1</b>	<b>141</b>	<b>110</b>	<b>3</b>	<b>39</b>	<b>521</b>	<b>9.6</b>



# #0 - SINDARIUS THORNWELL

SENIOR | GUARD | 6'5" | 211 | 3 LETTERS

LANCASTER, S.C./OAK HILL ACADEMY (WILSON, VA.)

## SEASON NOTABLES

- Led the team with 34 points, 11 rebounds and five assists in the exhibition win vs. Newberry
- Led the team with 18 points, seven rebounds and six assists in opener vs. La Tech
- Posted the 16th 20-point game of his career with a team high 20 points, hitting four 3s, in win vs. Holy Cross (Nov. 13)
- Led the team for the third straight game to open the season with 23 points, nine rebounds, five assists and a pair of steals to go along with a career high three blocks in the OT win over Monmouth (Nov. 15)
- Tallied third 20-point game of the season (17th of career) after leading team in points with 22 for the fourth straight game, also had five rebounds in 25 minutes played in win vs. SC State (Nov. 18)
- Tallied fourth-straight 20-point game of the season after leading team with 21 in win vs. No. 25/24 Michigan (Nov. 23), also had 10 rebounds to record first double-double of the season, shot 8-of-12 (67 percent) from the field
- Tied for team-lead with 16 points in win vs. No. 18/16 Syracuse (Nov. 26), had six rebounds, team-high five assists and three steals in 31 minutes, went 9-of-10 from the free-throw line
- Scored 11 points and tied a single-game career-high with nine assists in win vs. Vermont (Dec. 1), also had five rebounds and tied for the team lead with three steals

## THORNWELL'S CAREER HIGHS

### Points

Career 26, at Georgia (Jan. 22, 2014)  
 Season 23, vs. Monmouth (Nov. 15, 2016)

### Field Goals

Career 9, 4x, last at Arkansas (March 5, 2016)  
 Season 8, twice, last vs. Michigan (Nov. 23, 2016)

### Field Goal Attempts

Career 24, vs. Charlotte (Nov. 21, 2014)  
 Season 18, vs. Monmouth (Nov. 15, 2016)

### 3-Point Field Goals

Career 5, at Auburn (Jan. 5, 2016)  
 Season 4, vs. Holy Cross (Nov. 13, 2016)

### 3-Point Field Goal Attempts

Career 10, twice, last vs. Charlotte (Nov. 21, 2014)  
 Season 6, twice, last vs. SC State (Nov. 18, 2016)

### Free Throws

Career 11, vs. LSU (Feb. 10, 2016)  
 Season 9, twice, last vs. Syracuse (Nov. 26, 2016)

### Free Throw Attempts

Career 14, twice, last vs. LSU (Feb. 10, 2016)  
 Season 11, vs. Monmouth (Nov. 15, 2016)

### Rebounds

Career 11, 4x, last at Arkansas (March 5, 2016)  
 Season 10, vs. Michigan (Nov. 23, 2016)

### Assists

Career 9, 3x, last vs. Vermont (Dec. 1, 2016)  
 Season 9, vs. Vermont (Dec. 1, 2016)

### Blocks

Career 3, twice, last vs. Michigan (Nov. 23, 2016)  
 Season 3, twice, last vs. Michigan (Nov. 23, 2016)

### Steals

Career 6, vs. UNC Asheville (Nov. 26, 2014)  
 Season 3, twice, last vs. Vermont (Dec. 1, 2016)

### Minutes Played

Career 44, vs. Florida (Feb. 20, 2016)  
 Season 41, vs. Monmouth (Nov. 15, 2016)

## 2016-17

Opponent	Date	GS	Min	FG-FGA	Pct	3FG-FGA	Pct	FFFTA	Pct	Off	Def	Tot	Avg	PF	FO	A	TO	Blk	Stl	Pts	Avg
Louisiana Tech	11/11/16	*	32	7-16	.438	2-4	.500	2-2	1.000	1	6	7	7.0	4	0	6	6	1	1	18	18.0
Holy Cross	11/13/16	*	27	5-9	.555	4-6	.667	6-6	1.000	3	5	8	6.0	1	0	0	0	2	0	20	19.0
Monmouth	11/15/16	*	41	6-18	.333	2-5	.400	9-11	.818	3	6	9	7.0	2	0	5	3	3	2	23	20.3
SC State	11/18/16	*	25	8-15	.533	2-6	.333	4-4	1.000	2	3	5	6.5	2	0	1	2	0	1	22	20.8
Michigan	11/23/16	*	32	8-12	.667	2-4	.500	3-5	.600	1	9	10	7.2	1	0	3	4	3	1	21	20.8
vs. Syracuse	11/26/16	*	31	3-6	.500	1-2	.500	9-10	.900	2	4	6	7.0	3	0	5	3	0	3	16	20.0
Vermont	12/1/16	*	29	4-10	.400	1-2	.500	2-2	1.000	3	2	5	6.7	1	0	9	1	0	3	11	18.7
FIU	12/4/16	-	-	-	-	-	-	-	-	-	-	-	-	-	-	-	-	-	-	-	-
vs. Seton Hall	12/12/16	-	-	-	-	-	-	-	-	-	-	-	-	-	-	-	-	-	-	-	-
at USF	12/17/16	-	-	-	-	-	-	-	-	-	-	-	-	-	-	-	-	-	-	-	-
Clemson	12/21/16	-	-	-	-	-	-	-	-	-	-	-	-	-	-	-	-	-	-	-	-
Lander	12/27/16	-	-	-	-	-	-	-	-	-	-	-	-	-	-	-	-	-	-	-	-
at Memphis	12/30/16	-	-	-	-	-	-	-	-	-	-	-	-	-	-	-	-	-	-	-	-
at Georgia	1/4/17	-	-	-	-	-	-	-	-	-	-	-	-	-	-	-	-	-	-	-	-
Texas A&M	1/7/17	-	-	-	-	-	-	-	-	-	-	-	-	-	-	-	-	-	-	-	-
at Tennessee	1/11/17	-	-	-	-	-	-	-	-	-	-	-	-	-	-	-	-	-	-	-	-
Ole Miss	1/14/17	-	-	-	-	-	-	-	-	-	-	-	-	-	-	-	-	-	-	-	-
Florida	1/18/17	-	-	-	-	-	-	-	-	-	-	-	-	-	-	-	-	-	-	-	-
at Kentucky	1/21/17	-	-	-	-	-	-	-	-	-	-	-	-	-	-	-	-	-	-	-	-
Auburn	1/24/17	-	-	-	-	-	-	-	-	-	-	-	-	-	-	-	-	-	-	-	-
at Missouri	1/28/17	-	-	-	-	-	-	-	-	-	-	-	-	-	-	-	-	-	-	-	-
at LSU	2/1/17	-	-	-	-	-	-	-	-	-	-	-	-	-	-	-	-	-	-	-	-
Georgia	2/4/17	-	-	-	-	-	-	-	-	-	-	-	-	-	-	-	-	-	-	-	-
Alabama	2/7/17	-	-	-	-	-	-	-	-	-	-	-	-	-	-	-	-	-	-	-	-
at Mississippi State	2/11/17	-	-	-	-	-	-	-	-	-	-	-	-	-	-	-	-	-	-	-	-
Arkansas	2/15/17	-	-	-	-	-	-	-	-	-	-	-	-	-	-	-	-	-	-	-	-
at Vanderbilt	2/18/17	-	-	-	-	-	-	-	-	-	-	-	-	-	-	-	-	-	-	-	-
at Florida	2/21/17	-	-	-	-	-	-	-	-	-	-	-	-	-	-	-	-	-	-	-	-
Tennessee	2/25/17	-	-	-	-	-	-	-	-	-	-	-	-	-	-	-	-	-	-	-	-
Mississippi State	2/28/17	-	-	-	-	-	-	-	-	-	-	-	-	-	-	-	-	-	-	-	-
at Ole Miss	3/4/17	-	-	-	-	-	-	-	-	-	-	-	-	-	-	-	-	-	-	-	-
vs. SEC Tournament	TBD	-	-	-	-	-	-	-	-	-	-	-	-	-	-	-	-	-	-	-	-
vs. NCAA Tournament	TBD	-	-	-	-	-	-	-	-	-	-	-	-	-	-	-	-	-	-	-	-

## CAREER STATISTICS

Season	GP-GS	Min	Avg	FG	FGA	Pct	3FG	3FGA	Pct	FT	FTA	Pct	Off	Def	Tot	Avg	PF	FO	Ast	TO	Blk	Stl	Pts	Avg
2013-14	34-34	1007	29.6	143	370	.386	37	100	.370	131	178	.736	48	91	139	4.1	100	2	101	106	21	40	454	13.4
2014-15	33-33	1011	30.6	114	335	.340	38	142	.268	101	141	.716	50	111	161	4.9	83	3	73	71	11	43	367	11.1
2015-16	34-34	1125	33.1	144	377	.382	46	138	.333	123	161	.764	39	124	163	4.8	66	0	130	77	16	50	457	13.4
2016-17	7-7	217	31.0	41	86	.477	14	29	.483	35	40	.875	14	33	47	6.7	14	0	29	19	9	11	131	18.7
<b>Totals</b>	<b>108-108</b>	<b>3360</b>	<b>31.1</b>	<b>442</b>	<b>1168</b>	<b>.378</b>	<b>135</b>	<b>409</b>	<b>.330</b>	<b>390</b>	<b>520</b>	<b>.750</b>	<b>151</b>	<b>359</b>	<b>510</b>	<b>4.7</b>	<b>263</b>	<b>5</b>	<b>333</b>	<b>273</b>	<b>57</b>	<b>144</b>	<b>1409</b>	<b>13.0</b>

## CAREER SEC STATISTICS

Season	GP-GS	Min	Avg	FG	FGA	Pct	3FG	3FGA	Pct	FT	FTA	Pct	Off	Def	Tot	Avg	PF	FO	Ast	TO	Blk	Stl	Pts	Avg
2014	18-18	597	33.2	90	229	.393	21	60	.350	79	105	.752	29	56	85	4.7	55	2	72	75	13	21	280	15.6
2015	18-18	578	32.1	55	180	.306	23	83	.277	58	76	.763	24	52	76	4.2	47	2	39	44	3	19	191	10.6
2016	18-18	634	35.2	83	219	.379	25	73	.342	67	87	.770	25	60	85	4.7	34	0	71	44	10	26	258	14.3
2017																								
<b>Totals</b>	<b>54-54</b>	<b>1809</b>	<b>33.5</b>	<b>228</b>	<b>628</b>	<b>.363</b>	<b>69</b>	<b>216</b>	<b>.319</b>	<b>204</b>	<b>268</b>	<b>.761</b>	<b>78</b>	<b>168</b>	<b>246</b>	<b>4.6</b>	<b>136</b>	<b>4</b>	<b>182</b>	<b>163</b>	<b>26</b>	<b>66</b>	<b>729</b>	<b>13.5</b>



# #31 JARRELL HOLLIMAN

R-JUNIOR | FORWARD | 6'7" | 206 | 2 LETTERS

ALPHARETTA, GA./ALPHARETTA/ELMHURST COLLEGE

## SEASON NOTABLES

- Tallied three points in eight minutes in the exhibition win vs. Newberry
- Scored the first points of his Gamecock career and played a career high 14 minutes in season opener vs. La Tech (Nov. 11)
- Collected a rebound in 12 minutes vs. Holy Cross (Nov. 13)
- Pulled down two rebounds in nine minutes in OT win vs. Monmouth (Nov. 15)
- Played eight minutes and snagged one rebound in win vs. SC State (Nov. 18)
- Saw three minutes of action and logged one block (first of career) in win vs. Vermont (Dec. 1)
- Had two rebounds in three minutes in win vs. FIU (Dec. 4)
- Logged two minutes in loss vs. Seton Hall at Madison Square Garden (Dec. 12)
- Saw 10 minutes of action off the bench in win at USF (Dec. 17), hit two free throws (first of his career) early in the second half to log first points since season-opener
- Played five minutes off the bench and grabbed two rebounds in loss vs. Clemson (Dec. 21)

## HOLLIMAN'S CAREER HIGHS

### Points

Career 4, vs. La Tech (Nov. 11, 2016)  
 Season 4, vs. La Tech (Nov. 11, 2016)

### Field Goals

Career 2, vs. La Tech (Nov. 11, 2016)  
 Season 2, vs. La Tech (Nov. 11, 2016)

### Field Goal Attempts

Career 2, vs. La Tech (Nov. 11, 2016)  
 Season 2, vs. La Tech (Nov. 11, 2016)

### 3-Point Field Goals

Career -  
 Season -

### 3-Point Field Goal Attempts

Career -  
 Season -

### Free Throws

Career 2, at USF (Dec. 17, 2016)  
 Season 2, at USF (Dec. 17, 2016)

### Free Throw Attempts

Career 2, at USF (Dec. 17, 2016)  
 Season 2, at USF (Dec. 17, 2016)

### Rebounds

Career 2, 3x, last vs. Clemson (Dec. 21, 2016)  
 Season 2, 3x, last vs. Clemson (Dec. 21, 2016)

### Assists

Career 1, twice, last vs. Monmouth (Nov. 15, 2016)  
 Season 1, twice, last vs. Monmouth (Nov. 15, 2016)

### Blocks

Career 1, vs. Vermont (Dec. 1, 2016)  
 Season 1, vs. Vermont (Dec. 1, 2016)

### Steals

Career -  
 Season -

### Minutes Played

Career 14, vs. La Tech (Nov. 11, 2016)  
 Season 14, vs. La Tech (Nov. 11, 2016)

## 2016-17

Opponent	Date	GS	Min	FG-FGA	Pct	3FG-FGA	Pct	FT-FTA	Pct	Off	Def	Tot	Avg	PF	FO	A	TO	Blk	Stl	Pts	Avg
Louisiana Tech	11/11/16		14	2-2	1.000	0-0	.000	0-0	.000	0	0	0	0.0	2	0	1	0	0	0	4	4.0
Holy Cross	11/13/16		12	0-1	.000	0-0	.000	0-0	.000	1	0	1	0.5	2	0	0	0	0	0	0	2.0
Monmouth	11/15/16		9	0-0	.000	0-0	.000	0-0	.000	1	2	1	2.0	2	0	1	0	0	0	0	1.3
SC State	11/18/16		8	0-1	.000	0-0	.000	0-0	.000	0	1	1	1.0	2	0	0	0	0	0	0	1.0
Michigan	11/23/16		-	-	-	-	-	-	-	-	-	-	-	-	-	-	-	-	-	-	-
vs. Syracuse	11/26/16		-	-	-	-	-	-	-	-	-	-	-	-	-	-	-	-	-	-	-
Vermont	12/1/16		3	0-0	.000	0-0	.000	0-0	.000	0	0	0	0.8	0	0	0	0	1	0	0	0.8
FIU	12/4/16		3	0-0	.000	0-0	.000	0-0	.000	0	2	2	1.0	0	0	0	1	0	0	0	0.7
vs. Seton Hall	12/12/16		2	0-0	.000	0-0	.000	0-0	.000	0	0	0	0.9	0	0	0	0	0	0	0	0.6
at USF	12/17/16		10	0-1	.000	0-0	.000	2-2	1.000	0	0	0	0.8	3	0	0	0	0	0	2	0.8
Clemson	12/21/16		5	0-1	.000	0-0	.000	0-0	.000	0	2	2	0.9	0	0	0	0	0	0	0	0.7
Lander	12/27/16		3	0-0	.000	0-0	.000	0-0	.000	0	0	0	0.8	0	0	0	0	0	0	0	0.6
at Memphis	12/30/16		1	0-0	.000	0-0	.000	0-0	.000	0	0	0	0.7	0	0	0	0	0	0	0	0.5
at Georgia	1/4/17																				
Texas A&M	1/7/17																				
at Tennessee	1/11/17																				
Ole Miss	1/14/17																				
Florida	1/18/17																				
at Kentucky	1/21/17																				
Auburn	1/24/17																				
at Missouri	1/28/17																				
at LSU	2/1/17																				
Georgia	2/4/17																				
Alabama	2/7/17																				
at Mississippi State	2/11/17																				
Arkansas	2/15/17																				
at Vanderbilt	2/18/17																				
at Florida	2/21/17																				
Tennessee	2/25/17																				
Mississippi State	2/28/17																				
at Ole Miss	3/4/17																				
vs. SEC Tournament	TBD																				
vs. NCAA Tournament	TBD																				

## CAREER STATISTICS

Season	GP-GS	Min	Avg	FG	FGA	Pct	3FG	3FGA	Pct	FT	FTA	Pct	Off	Def	Tot	Avg	PF	FO	Ast	TO	Blk	Stl	Pts	Avg
2015-16	4-0	9	2.3	0	0	.000	0	0	.000	0	0	.000	0	0	0	0.0	1	0	0	1	0	0	0	0.0
2016-17	11-0	70	6.4	2	6	.333	0	0	.000	2	2	1.000	2	6	8	0.7	12	0	2	1	1	0	6	0.5
<b>Totals</b>	<b>15-0</b>	<b>79</b>	<b>5.3</b>	<b>2</b>	<b>6</b>	<b>.333</b>	<b>0</b>	<b>0</b>	<b>.000</b>	<b>2</b>	<b>2</b>	<b>1.000</b>	<b>2</b>	<b>6</b>	<b>8</b>	<b>0.5</b>	<b>13</b>	<b>0</b>	<b>2</b>	<b>2</b>	<b>1</b>	<b>0</b>	<b>6</b>	<b>0.4</b>

## CAREER SEC STATISTICS

Season	GP-GS	Min	Avg	FG	FGA	Pct	3FG	3FGA	Pct	FT	FTA	Pct	Off	Def	Tot	Avg	PF	FO	Ast	TO	Blk	Stl	Pts	Avg
2016																								



# #14 RAN TUT

JUNIOR | FORWARD | 6'9" | 210 | TRANSFER

MELBOURNE, AUSTRALIA/EDISON ACADEMY/MONROE COLLEGE

## SEASON NOTABLES

- DNP in the exhibition vs. Newberry due to a knee injury
- Scored four points off the bench, pulling down six rebounds in opener vs. La Tech (Nov. 11)
- Collected three rebounds, with a block and a steal in eight minutes off the bench vs. Holy Cross (Nov. 13)
- Recorded two points and three rebounds off the bench in win vs. SC State (Nov. 18)
- Had two rebounds in three minutes of action in win vs. Vermont (Dec. 1)
- Played four minutes off the bench and logged an assist and a steal in win at USF (Dec. 17)

## TUT'S SEASON HIGHS

### Points

4, vs. La Tech (Nov. 11, 2016)

### Field Goals

2, vs. La Tech (Nov. 11, 2016)

### Field Goal Attempts

5, vs. La Tech (Nov. 11, 2016)

### 3-Point Field Goals

-

### 3-Point Field Goal Attempts

1, vs. La Tech (Nov. 11, 2016)

### Free Throws

-

### Free Throw Attempts

-

### Rebounds

6, vs. La Tech (Nov. 11, 2016)

### Assists

1, twice, last at USF (Dec. 17, 2016)

### Blocks

1, 3x, last vs. Lander (Dec. 27, 2016)

### Steals

1, twice, last at USF (Dec. 17, 2016)

### Minutes

19, vs. La Tech (Nov. 11, 2016)

## 2016-17

Opponent	Date	GS	Min	FG-FGA	Pct	3FG-FGA	Pct	FFFTA	Pct	Off	Def	Tot	Avg	PF	FO	A	TO	Blk	Stl	Pts	Avg
Louisiana Tech	11/11/16		19	2-5	.400	0-1	.000	0-0	.000	2	4	6	6.0	0	0	1	0	1	1	4	4.0
Holy Cross	11/13/16		8	0-0	.000	0-0	.000	0-0	.000	0	3	3	4.5	0	0	0	0	1	1	0	2.0
Monmouth	11/15/16		-	-	-	-	-	-DNP - Coaches Decision	-	-	-	-	-	-	-	-	-	-	-	-	-
SC State	11/18/16		7	1-2	.500	0-0	.000	0-0	.000	1	2	3	4.0	0	0	0	0	0	0	2	2.0
Michigan	11/23/16		1	0-0	.000	0-0	.000	0-0	.000	0	0	0	3.0	0	0	0	0	0	0	0	1.5
vs. Syracuse	11/26/16		-	-	-	-	-	-DNP - Coaches Decision	-	-	-	-	-	-	-	-	-	-	-	-	-
Vermont	12/1/16		3	0-1	.000	0-0	.000	0-0	.000	0	2	2	2.8	0	0	0	0	0	0	0	1.2
FIU	12/4/16		-	-	-	-	-	-DNP - Coaches Decision	-	-	-	-	-	-	-	-	-	-	-	-	-
vs. Seton Hall	12/12/16		-	-	-	-	-	-DNP - Coaches Decision	-	-	-	-	-	-	-	-	-	-	-	-	-
at USF	12/17/16		4	0-1	.000	0-0	.000	0-0	.000	0	0	0	2.3	1	0	1	0	0	1	0	1.0
Clemson	12/21/16		-	-	-	-	-	-DNP - Coaches Decision	-	-	-	-	-	-	-	-	-	-	-	-	-
Lander	12/27/16		3	0-0	.000	0-0	.000	0-0	.000	1	0	1	2.1	0	0	0	0	1	0	0	0.9
at Memphis	12/30/16		-	-	-	-	-	-DNP - Coaches Decision	-	-	-	-	-	-	-	-	-	-	-	-	-
at Georgia	1/4/17		-	-	-	-	-	-DNP - Coaches Decision	-	-	-	-	-	-	-	-	-	-	-	-	-
Texas A&M	1/7/17		-	-	-	-	-	-DNP - Coaches Decision	-	-	-	-	-	-	-	-	-	-	-	-	-
at Tennessee	1/11/17		-	-	-	-	-	-DNP - Coaches Decision	-	-	-	-	-	-	-	-	-	-	-	-	-
Ole Miss	1/14/17		-	-	-	-	-	-DNP - Coaches Decision	-	-	-	-	-	-	-	-	-	-	-	-	-
Florida	1/18/17		-	-	-	-	-	-DNP - Coaches Decision	-	-	-	-	-	-	-	-	-	-	-	-	-
at Kentucky	1/21/17		-	-	-	-	-	-DNP - Coaches Decision	-	-	-	-	-	-	-	-	-	-	-	-	-
Auburn	1/24/17		-	-	-	-	-	-DNP - Coaches Decision	-	-	-	-	-	-	-	-	-	-	-	-	-
at Missouri	1/28/17		-	-	-	-	-	-DNP - Coaches Decision	-	-	-	-	-	-	-	-	-	-	-	-	-
at LSU	2/1/17		-	-	-	-	-	-DNP - Coaches Decision	-	-	-	-	-	-	-	-	-	-	-	-	-
Georgia	2/4/17		-	-	-	-	-	-DNP - Coaches Decision	-	-	-	-	-	-	-	-	-	-	-	-	-
Alabama	2/7/17		-	-	-	-	-	-DNP - Coaches Decision	-	-	-	-	-	-	-	-	-	-	-	-	-
at Mississippi State	2/11/17		-	-	-	-	-	-DNP - Coaches Decision	-	-	-	-	-	-	-	-	-	-	-	-	-
Arkansas	2/15/17		-	-	-	-	-	-DNP - Coaches Decision	-	-	-	-	-	-	-	-	-	-	-	-	-
at Vanderbilt	2/18/17		-	-	-	-	-	-DNP - Coaches Decision	-	-	-	-	-	-	-	-	-	-	-	-	-
at Florida	2/21/17		-	-	-	-	-	-DNP - Coaches Decision	-	-	-	-	-	-	-	-	-	-	-	-	-
Tennessee	2/25/17		-	-	-	-	-	-DNP - Coaches Decision	-	-	-	-	-	-	-	-	-	-	-	-	-
Mississippi State	2/28/17		-	-	-	-	-	-DNP - Coaches Decision	-	-	-	-	-	-	-	-	-	-	-	-	-
at Ole Miss	3/4/17		-	-	-	-	-	-DNP - Coaches Decision	-	-	-	-	-	-	-	-	-	-	-	-	-
vs. SEC Tournament	TBD		-	-	-	-	-	-DNP - Coaches Decision	-	-	-	-	-	-	-	-	-	-	-	-	-
vs. NCAA Tournament	TBD		-	-	-	-	-	-DNP - Coaches Decision	-	-	-	-	-	-	-	-	-	-	-	-	-

## CAREER STATISTICS

Season	GP-GS	Min	Avg	FG	FGA	Pct	3FG	3FGA	Pct	FT	FIA	Pct	Off	Def	Tot	Avg	PF	FO	Ast	TO	Blk	Stl	Pts	Avg
2016-17	7-0	45	6.4	3	9	.333	0	1	.000	0	0	.000	4	11	15	2.1	1	0	2	0	3	3	6	0.9

## CAREER SEC STATISTICS

Season	GP-GS	Min	Avg	FG	FGA	Pct	3FG	3FGA	Pct	FT	FIA	Pct	Off	Def	Tot	Avg	PF	FO	Ast	TO	Blk	Stl	Pts	Avg
2017																								





# #1 KORY HOLDEN

JUNIOR | GUARD | 6'1" | 181 | 2 LETTERS

SALISBURY, MD./DELAWARE

## SEASON NOTABLES

- Transfer from Delaware in the offseason, and is not eligible to play in 2016-17 due to NCAA transfer rules

## HOLDEN'S CAREER HIGHS

*Points*

-

*Field Goals*

-

*Field Goal Attempts*

-

*3-Point Field Goals*

-

*3-Point Field Goal Attempts*

-

*Free Throws*

-

*Free Throw Attempts*

-

*Rebounds*

-

*Assists*

-

*Blocks*

-

*Steals*

-

*Minutes*

-

## CAREER STATISTICS (AT DELAWARE)

Season	GP-GS	Min	Avg	FG	FGA	Pct	3FG	3FGA	Pct	FT	FTA	Pct	Off	Def	Tot	Avg	PF	FO	Ast	TO	Blk	Stl	Pts	Avg
2014-15	29-28	990	34.1	117	296	.395	24	64	.375	102	135	.756	16	74	90	3.1	58	2	144	95	4	16	360	12.4
2015-16	30-27	1088	36.3	181	459	.394	69	178	.388	101	127	.795	16	75	91	3.0	62	0	126	88	2	12	532	17.7
<b>Totals</b>	<b>59-55</b>	<b>2078</b>	<b>35.2</b>	<b>298</b>	<b>755</b>	<b>.395</b>	<b>93</b>	<b>242</b>	<b>.384</b>	<b>205</b>	<b>262</b>	<b>.782</b>	<b>32</b>	<b>149</b>	<b>181</b>	<b>3.1</b>	<b>120</b>	<b>2</b>	<b>270</b>	<b>183</b>	<b>6</b>	<b>28</b>	<b>892</b>	<b>15.1</b>



# #5 TEMARCUS BLANTON

R-SOPHOMORE | GUARD | 6'5" | 206 | 1 LETTER

LOCUST GROVE, GA./LUELLA

## SEASON NOTABLES

- Scored eight points in 13 minutes in the exhibition win vs. Newberry
- Hit a 3 off the bench in win vs. Holy Cross (Nov. 13), for his first points of the season
- Four points and four rebounds in OT win over Monmouth (Nov. 15)
- Tallied two points in four minutes in win vs. No. 18/16 Syracuse (Nov. 26)

## BLANTON'S CAREER HIGHS

### Points

Career 6, vs. Drexel (Dec. 15, 2015)  
 Season 4, vs. Monmouth (Nov. 15, 2016)

### Field Goals

Career 2, vs. Drexel (Dec. 15, 2015)  
 Season 1, 3x, last vs. Syracuse (Nov. 26, 2016)

### Field Goal Attempts

Career 3, vs. Monmouth (Nov. 15, 2016)  
 Season 3, vs. Monmouth (Nov. 15, 2016)

### 3-Point Field Goals

Career 2, vs. Drexel (Dec. 15, 2015)  
 Season 1, twice, last vs. Monmouth (Nov. 15, 2016)

### 3-Point Field Goal Attempts

Career 2, twice, last vs. Monmouth (Nov. 15, 2016)  
 Season 1, twice, last vs. Monmouth (Nov. 15, 2016)

### Free Throws

Career 2, twice, last vs. Francis Marion (Dec. 30, 2015)  
 Season 1, vs. Monmouth (Nov. 15, 2016)

### Free Throw Attempts

Career 2, 3x, last vs. Monmouth (Nov. 15, 2016)  
 Season 2, vs. Monmouth (Nov. 15, 2016)

### Rebounds

Career 4, vs. Monmouth (Nov. 15, 2016)  
 Season 4, vs. Monmouth (Nov. 15, 2016)

### Assists

Career 1, twice, last vs. Western Carolina (Nov. 30, 2015)  
 Season -

### Blocks

Career -  
 Season -

### Steals

Career 1, twice, last vs. USF (Dec. 5, 2015)  
 Season -

### Minutes Played

Career 7, twice, last vs. Monmouth (Nov. 15, 2016)  
 Season 7, vs. Monmouth (Nov. 15, 2016)

## 2016-17

Opponent	Date	GS	Min	FG-FGA	Pct	3FG-3FGA	Pct	FT-FTA	Pct	Off	Def	Tot	Avg	PF	FO	A	TO	Blk	Stl	Pts	Avg
Louisiana Tech	11/11/16	-	-	-	-	-	-	-DNP - Coaches Decision	-	-	-	-	-	-	-	-	-	-	-	-	-
Holy Cross	11/13/16	3	1-1	1.000	1-1	1.000	0-0	.000	0	1	1	1.0	0	0	0	0	0	0	0	3	3.0
Monmouth	11/15/16	7	1-3	.333	1-2	.500	1-2	.500	1	3	4	2.5	0	0	0	1	0	0	0	4	3.5
SC State	11/18/16	-	-	-	-	-	-	-DNP - Abdominal Strain	-	-	-	-	-	-	-	-	-	-	-	-	-
Michigan	11/23/16	-	-	-	-	-	-	-DNP - Abdominal Strain	-	-	-	-	-	-	-	-	-	-	-	-	-
vs. Syracuse	11/26/16	4	1-1	1.000	0-0	.000	0-0	.000	0	0	0	1.7	0	0	0	0	0	0	0	2	3.0
Vermont	12/1/16	-	-	-	-	-	-	-DNP - Groin Strain	-	-	-	-	-	-	-	-	-	-	-	-	-
FIU	12/4/16	-	-	-	-	-	-	-DNP - Groin Strain	-	-	-	-	-	-	-	-	-	-	-	-	-
vs. Seton Hall	12/12/16	-	-	-	-	-	-	-DNP - Groin Strain	-	-	-	-	-	-	-	-	-	-	-	-	-
at USF	12/17/16	-	-	-	-	-	-	-DNP - Groin Strain	-	-	-	-	-	-	-	-	-	-	-	-	-
Clemson	12/21/16	-	-	-	-	-	-	-DNP - Groin Strain	-	-	-	-	-	-	-	-	-	-	-	-	-
Lander	12/27/16	-	-	-	-	-	-	-DNP - Groin Strain	-	-	-	-	-	-	-	-	-	-	-	-	-
at Memphis	12/30/16	-	-	-	-	-	-	-DNP - Groin Strain	-	-	-	-	-	-	-	-	-	-	-	-	-
at Georgia	1/4/17	-	-	-	-	-	-	-	-	-	-	-	-	-	-	-	-	-	-	-	-
Texas A&M	1/7/17	-	-	-	-	-	-	-	-	-	-	-	-	-	-	-	-	-	-	-	-
at Tennessee	1/11/17	-	-	-	-	-	-	-	-	-	-	-	-	-	-	-	-	-	-	-	-
Ole Miss	1/14/17	-	-	-	-	-	-	-	-	-	-	-	-	-	-	-	-	-	-	-	-
Florida	1/18/17	-	-	-	-	-	-	-	-	-	-	-	-	-	-	-	-	-	-	-	-
at Kentucky	1/21/17	-	-	-	-	-	-	-	-	-	-	-	-	-	-	-	-	-	-	-	-
Auburn	1/24/17	-	-	-	-	-	-	-	-	-	-	-	-	-	-	-	-	-	-	-	-
at Missouri	1/28/17	-	-	-	-	-	-	-	-	-	-	-	-	-	-	-	-	-	-	-	-
at LSU	2/1/17	-	-	-	-	-	-	-	-	-	-	-	-	-	-	-	-	-	-	-	-
Georgia	2/4/17	-	-	-	-	-	-	-	-	-	-	-	-	-	-	-	-	-	-	-	-
Alabama	2/7/17	-	-	-	-	-	-	-	-	-	-	-	-	-	-	-	-	-	-	-	-
at Mississippi State	2/11/17	-	-	-	-	-	-	-	-	-	-	-	-	-	-	-	-	-	-	-	-
Arkansas	2/15/17	-	-	-	-	-	-	-	-	-	-	-	-	-	-	-	-	-	-	-	-
at Vanderbilt	2/18/17	-	-	-	-	-	-	-	-	-	-	-	-	-	-	-	-	-	-	-	-
at Florida	2/21/17	-	-	-	-	-	-	-	-	-	-	-	-	-	-	-	-	-	-	-	-
Tennessee	2/25/17	-	-	-	-	-	-	-	-	-	-	-	-	-	-	-	-	-	-	-	-
Mississippi State	2/28/17	-	-	-	-	-	-	-	-	-	-	-	-	-	-	-	-	-	-	-	-
at Ole Miss	3/4/17	-	-	-	-	-	-	-	-	-	-	-	-	-	-	-	-	-	-	-	-
vs. SEC Tournament	TBD	-	-	-	-	-	-	-	-	-	-	-	-	-	-	-	-	-	-	-	-
vs. NCAA Tournament	TBD	-	-	-	-	-	-	-	-	-	-	-	-	-	-	-	-	-	-	-	-

## CAREER STATISTICS

Season	GP-GS	Min	Avg	FG	FGA	Pct	3FG	3FGA	Pct	FT	FTA	Pct	Off	Def	Tot	Avg	PF	FO	Ast	TO	Blk	Stl	Pts	Avg
2015-16	8-0	32	4.0	3	8	.375	2	4	.500	4	4	1.000	2	3	5	0.6	4	0	2	1	0	2	12	1.5
2016-17	3-0	14	4.7	3	5	.600	2	3	.667	1	2	.500	1	4	5	1.7	0	0	0	1	0	0	9	3.0
<b>Totals</b>	<b>11-0</b>	<b>46</b>	<b>4.2</b>	<b>6</b>	<b>13</b>	<b>.462</b>	<b>4</b>	<b>7</b>	<b>.571</b>	<b>5</b>	<b>6</b>	<b>.833</b>	<b>3</b>	<b>7</b>	<b>10</b>	<b>0.9</b>	<b>4</b>	<b>0</b>	<b>2</b>	<b>2</b>	<b>0</b>	<b>2</b>	<b>21</b>	<b>1.9</b>

## CAREER SEC STATISTICS

Season	GP-GS	Min	Avg	FG	FGA	Pct	3FG	3FGA	Pct	FT	FTA	Pct	Off	Def	Tot	Avg	PF	FO	Ast	TO	Blk	Stl	Pts	Avg
2016	1-0	3	3.0	1	1	1.000	0	0	.000	0	0	.000	0	0	0	0.0	0	0	0	0	0	0	2	2.0



# #2 HASSANI GRAVETT

R-SOPHOMORE | GUARD | 6'1" | 183 | TRANSFER

VILLA RICA, GA./ALEXANDER/PENSACOLA STATE COLLEGE

## SEASON NOTABLES

- Scored four points with three assists in the exhibition win vs. Newberry
- High scorer off the bench with seven points, adding a pair of assists in 24 minutes vs. La Tech in season opener (Nov. 11)
- Scored four points, dishing four assists with a steal in win vs. Holy Cross (Nov. 13)
- Collected one steal and one assist in OT win vs. Monmouth (Nov. 15)
- Had new career-high eight points in 16 minutes off bench vs. SC State (Nov. 18), also had an assist and two rebounds
- Led all bench players with 29 minutes (career-high) played in win vs. No. 25/24 Michigan, tallied two points, four rebounds and four assists, which led team
- Recorded two points, three rebounds, two assists and two steals in victory vs. No. 18/16 Syracuse (Nov. 26), his 21 minutes played off the bench led all reserves
- Scored two points in 10 minutes in win vs. Vermont (Dec. 1)
- Played 24 minutes in win vs. FIU (Dec. 4), logging one point, three rebounds and two assists
- Dropped 11 points (3-of-6) for first career game in double figures in loss vs. Seton Hall (Dec. 12) at Madison Square Garden, also had three rebounds and a steal in 28 minutes off bench
- Saw 18 minutes of action off the bench, logging two points and a steal in loss vs. Clemson (Dec. 21)
- Dished a team high five assists, adding six points in win over Lander (Dec. 27)
- Scored eight points, matching season high with two made 3s at Memphis (Dec. 30)

## GRAVETT'S SEASON HIGHS

### Points

11, vs. Seton Hall (Dec. 12, 2016)

### Field Goals

3, 3x, vs. Seton Hall (Dec. 12, 2016)

### Field Goal Attempts

7, vs. La Tech (Nov. 11, 2016)

### 3-Point Field Goals

2, 3x, last at Memphis (Dec. 30, 2016)

### 3-Point Field Goal Attempts

5, vs. Seton Hall (Dec. 12, 2016)

### Free Throws

3, vs. Seton Hall (Dec. 12, 2016)

### Free Throw Attempts

4, vs. Seton Hall (Dec. 12, 2016)

### Rebounds

4, vs. Michigan (Nov. 23, 2016)

### Assists

5, vs. Lander (Dec. 27, 2016)

### Blocks

1, vs. Lander (Dec. 27, 2016)

### Steals

2, vs. Syracuse (Nov. 26, 2016)

### Minutes

29, vs. Michigan (Nov. 23, 2016)

## 2016-17

Opponent	Date	GS	Min	FG-FGA	Pct	3FG-FGA	Pct	FT-FTA	Pct	Off	Def	Tot	Avg	PF	FO	A	TO	Blk	Stl	Pts	Avg
Louisiana Tech	11/11/16		24	3-7	.429	1-2	.500	0-2	.000	2	1	3	3.0	0	0	2	1	0	0	7	7.0
Holy Cross	11/13/16		17	2-6	.333	0-3	.000	0-0	.000	0	2	2	2.5	2	0	4	3	0	1	4	5.5
Monmouth	11/15/16		18	0-3	.000	0-0	.000	0-2	.000	0	2	2	2.3	2	0	1	3	0	1	0	3.7
SC State	11/18/16		16	3-6	.500	2-4	.500	0-0	.000	0	2	2	2.3	2	0	1	0	0	0	8	4.8
Michigan	11/23/16		29	1-6	.167	0-3	.000	0-0	.000	2	2	4	2.6	2	0	4	1	0	0	2	4.2
vs. Syracuse	11/26/16		21	1-4	.250	0-2	.000	0-0	.000	0	3	3	2.7	1	0	2	1	0	2	2	3.8
Vermont	12/1/16		10	1-2	.500	0-0	.000	0-0	.000	0	0	0	2.3	0	0	0	2	0	0	2	3.6
FIU	12/4/16		24	0-5	.000	0-3	.000	1-2	.500	0	3	3	2.4	3	0	2	1	0	0	1	3.3
vs. Seton Hall	12/12/16		28	3-6	.500	2-5	.400	3-4	.750	0	3	3	2.4	4	0	0	3	0	1	11	4.1
at USF	12/17/16		-	-	-	-	-	-	-	-	-	-	-	-	-	-	-	-	-	-	-
Clemson	12/21/16		18	1-4	.250	0-2	.000	0-0	.000	0	0	0	2.2	1	0	0	1	0	1	2	3.9
Lander	12/27/16		24	2-6	.333	0-3	.000	2-2	1.000	0	2	2	2.2	1	0	5	1	1	1	6	4.1
at Memphis	12/30/16		25	2-4	.500	2-3	.667	2-2	1.000	1	0	1	2.1	5	1	2	1	0	0	8	4.4
at Georgia	1/4/17																				
Texas A&M	1/7/17																				
at Tennessee	1/11/17																				
Ole Miss	1/14/17																				
Florida	1/18/17																				
at Kentucky	1/21/17																				
Auburn	1/24/17																				
at Missouri	1/28/17																				
at LSU	2/1/17																				
Georgia	2/4/17																				
Alabama	2/7/17																				
at Mississippi State	2/11/17																				
Arkansas	2/15/17																				
at Vanderbilt	2/18/17																				
at Florida	2/21/17																				
Tennessee	2/25/17																				
Mississippi State	2/28/17																				
at Ole Miss	3/4/17																				
vs. SEC Tournament	TBD																				
vs. NCAA Tournament	TBD																				

## CAREER STATISTICS

Season	GP-GS	Min	Avg	FG	FGA	Pct	3FG	3FGA	Pct	FT	FTA	Pct	Off	Def	Tot	Avg	PF	FO	Ast	TO	Blk	Stl	Pts	Avg
2016-17	12-0	254	21.2	19	59	.322	7	30	.233	8	14	.571	5	20	25	2.1	23	1	23	18	1	7	53	4.4

## CAREER SEC STATISTICS

Season	GP-GS	Min	Avg	FG	FGA	Pct	3FG	3FGA	Pct	FT	FTA	Pct	Off	Def	Tot	Avg	PF	FO	Ast	TO	Blk	Stl	Pts	Avg
2017																								





# #15 PJ DOZIER

SOPHOMORE | GUARD | 6'6" | 205 | 1 LETTER

COLUMBIA, S.C./SPRING VALLEY

## SEASON NOTABLES

- Tallied 17 points and dished three assists with three steals in the exhibition win vs. Newberry
- Scored a career high 17 points, with two assists and four rebounds in season opener vs. La Tech (Nov. 11)
- Tallied 15 points, with five assists and a steal in win vs. Holy Cross (Nov. 13)
- Connected on a career high three 3s vs. the Crusaders
- Hit the game-winning jumper as time expired in overtime victory over Monmouth (Nov. 15)
- Didn't score in regulation vs. the Hawks, but scored six of Carolina's 10 points in OT to help secure win
- Poured in eight points and led the team with six assists and three steals in win vs. SC State (Nov. 18)
- Had two rebounds, two steals and one block in 17 minutes played in win vs. Michigan (Nov. 23), foul trouble limited his minutes, helped hold Wolverine leading-scorer Zak Irvin to just five points (2-of-13 shooting)
- Posted the first double-double of his career with 15 points and 10 rebounds in win vs. No. 18/16 Syracuse (Nov. 26), also had three steals and one assist in 29 minutes played
- Led all scorers with 21 points on 9-of-15 shooting in win vs. Vermont (Dec. 1), went 3-for-5 from behind the arc, also had six boards, three steals and one assists in 32 minutes played (career-high)
- Had second-straight 20-point game after going 7-for-13 from the field and 2-for-4 from 3 in win vs. FIU (Dec. 4), tied for team lead with seven rebounds and four steals, also had three assists in just 22 minutes played
- Tallied third-straight 20-point performance after leading team with 20 points in loss vs. Seton Hall (Dec. 12) at Madison Square Garden, posted five rebounds, three assists and two steals in 34 minutes, recorded career-highs for minutes (34) and field goal attempts (19)
- Despite foul trouble, scored 23 points in win at USF (Dec. 17), led team with three steals and tied for the team lead with five assists, also had four rebounds, game marked his fourth-straight contest with 20-plus points
- Posted his fifth-straight 20-point game in loss vs. Clemson (Dec. 21) after leading all scorers with a new career-high 26 points (10-for-22), tied for team lead with eight rebounds and led team with five assists, four steals and two blocks in 34 minutes
- Scored 15 points, with three assists, three rebounds and two steals in win over Lander (Dec. 27)
- Led the team with 13 points, also five rebounds and two assists in loss at Memphis (Dec. 30)

## DOZIER'S CAREER HIGHS

### Points

Career 26, vs. Clemson (Dec. 21, 2016)  
 Season 26, vs. Clemson (Dec. 21, 2016)

### Field Goals

Career 10, vs. Clemson (Dec. 21, 2016)  
 Season 10, vs. Clemson (Dec. 21, 2016)

### Field Goal Attempts

Career 22, vs. Clemson (Dec. 21, 2016)  
 Season 22, vs. Clemson (Dec. 21, 2016)

### 3-Point Field Goals

Career 3, 3x, last vs. Lander (Dec. 27, 2016)  
 Season 3, 3x, last vs. Lander (Dec. 27, 2016)

### 3-Point Field Goal Attempts

Career 6, vs. Holy Cross (Nov. 13, 2016)  
 Season 6, vs. Holy Cross (Nov. 13, 2016)

### Free Throws

Career 10, vs. Drexel (Dec. 15, 2015)  
 Season 5, vs. La Tech (Nov. 11, 2016)

### Free Throw Attempts

Career 16, vs. Drexel (Dec. 15, 2015)  
 Season 6, vs. La Tech (Nov. 11, 2016)

### Rebounds

Career 10, vs. Syracuse (Nov. 26, 2016)  
 Season 10, vs. Syracuse (Nov. 26, 2016)

### Assists

Career 6, vs. SC State (Nov. 18, 2016)  
 Season 6, vs. SC State (Nov. 18, 2016)

### Blocks

Career 2, twice, last vs. Clemson (Dec. 21, 2016)  
 Season 2, vs. Clemson (Dec. 21, 2016)

### Steals

Career 5, vs. Francis Marion (Dec. 30, 2015)  
 Season 4, twice, last vs. Clemson (Dec. 21, 2016)

### Minutes Played

Career 34, twice, last vs. Clemson (Dec. 21, 2016)  
 Season 34, twice, last vs. Clemson (Dec. 21, 2016)

## 2016-17

Opponent	Date	GS	Min	FG-FGA	Pct	3FG-FGA	Pct	FT-FTA	Pct	Off	Def	Tot	Avg	PF	FO	A	TO	Blk	Stl	Pts	Avg
Louisiana Tech	11/11/16	*	30	5-9	.556	2-3	.667	5-6	.833	0	4	4	4.0	3	0	2	2	0	2	17	17.0
Holy Cross	11/13/16	*	28	4-7	.571	3-6	.500	4-4	1.000	0	3	3	3.5	3	0	5	2	0	1	15	16.0
Monmouth	11/15/16	*	30	3-10	.300	0-2	.000	0-0	.000	0	2	2	3.0	2	0	2	3	0	1	6	12.7
SC State	11/18/16	*	21	2-7	.286	2-4	.500	2-2	1.000	0	2	2	2.8	1	0	6	1	0	3	8	11.5
Michigan	11/23/16	*	17	0-5	.000	0-1	.000	0-0	.000	1	1	2	2.6	4	0	0	3	1	2	0	9.2
vs. Syracuse	11/26/16	*	29	7-16	.438	1-4	.250	0-0	.000	2	8	10	3.8	3	0	1	3	0	3	15	10.2
Vermont	12/1/16	*	32	9-15	.600	3-5	.600	0-1	.000	1	5	6	4.1	3	0	1	3	0	3	21	11.7
FIU	12/4/16	*	22	7-13	.538	2-4	.500	4-6	.667	1	6	7	4.8	2	0	3	0	0	4	20	12.8
vs. Seton Hall	12/12/16	*	34	9-19	.474	1-5	.200	1-3	.333	0	5	5	4.6	2	0	3	2	0	2	20	13.6
at USF	12/17/16	*	28	9-18	.500	2-4	.500	3-5	.600	1	4	5	4.6	4	0	5	2	0	3	23	14.5
Clemson	12/21/16	*	34	10-22	.455	2-5	.400	4-5	.800	3	5	8	4.9	2	0	5	4	2	4	26	15.5
Lander	12/27/16	*	25	6-9	.667	3-4	.750	0-0	.000	1	2	3	4.8	3	0	3	0	0	2	15	15.5
at Memphis	12/30/16	*	24	5-16	.312	2-5	.400	1-2	.500	1	4	5	4.8	5	1	2	2	0	1	13	15.3
at Georgia	1/4/17																				
Texas A&M	1/7/17																				
at Tennessee	1/11/17																				
Ole Miss	1/14/17																				
Florida	1/18/17																				
at Kentucky	1/21/17																				
Auburn	1/24/17																				
at Missouri	1/28/17																				
at LSU	2/1/17																				
Georgia	2/4/17																				
Alabama	2/7/17																				
at Mississippi State	2/11/17																				
Arkansas	2/15/17																				
at Vanderbilt	2/18/17																				
at Florida	2/21/17																				
Tennessee	2/25/17																				
Mississippi State	2/28/17																				
at Ole Miss	3/4/17																				
vs. SEC Tournament	TBD																				
vs. NCAA Tournament	TBD																				

## CAREER STATISTICS

Season	GP-GS	Min	Avg	FG	FGA	Pct	3FG	3FGA	Pct	FT	FTA	Pct	Off	Def	Tot	Avg	PF	FO	Ast	TO	Blk	Stl	Pts	Avg
2015-16	34-28	647	19.0	91	239	.381	10	47	.213	37	68	.544	27	74	101	3.0	84	1	70	90	13	34	229	6.7
2016-17	13-13	354	27.2	76	166	.458	23	52	.442	24	34	.706	11	51	62	4.8	37	1	38	27	3	31	199	15.3
<b>Totals</b>	<b>47-41</b>	<b>1001</b>	<b>21.3</b>	<b>167</b>	<b>405</b>	<b>.412</b>	<b>33</b>	<b>99</b>	<b>.333</b>	<b>61</b>	<b>102</b>	<b>.598</b>	<b>38</b>	<b>125</b>	<b>163</b>	<b>3.5</b>	<b>121</b>	<b>2</b>	<b>108</b>	<b>117</b>	<b>16</b>	<b>65</b>	<b>428</b>	<b>9.1</b>

## CAREER SEC STATISTICS

Season	GP-GS	Min	Avg	FG	FGA	Pct	3FG	3FGA	Pct	FT	FTA	Pct	Off	Def	Tot	Avg	PF	FO	Ast	TO	Blk	Stl	Pts	Avg
2016	18-14	332	18.4	42	121	.347	1	21	.048	18	30	.600	16	33	49	2.7	48	1	40	56	5	12	103	5.7



# #21 JOHN RAGIN

SOPHOMORE | GUARD | 6'2" | 177 | 1 LETTER

EASTOVER, S.C./CARDINAL NEWMAN

## SEASON NOTABLES

.

### RAGIN'S CAREER HIGHS

#### Points

Career 2, vs. Francis Marion (Dec. 30, 2015)

Season

#### Field Goals

Career 1, vs. Francis Marion (Dec. 30, 2015)

Season

#### Field Goal Attempts

Career 1, 3x, last vs. Francis Marion (Dec. 30, 2015)

Season

#### 3-Point Field Goals

Career -

Season

#### 3-Point Field Goal Attempts

Career 1, vs. USF (Dec. 5, 2015)

Season

#### Free Throws

Career -

Season

#### Free Throw Attempts

Career -

Season

#### Rebounds

Career 1, vs. Western Carolina (Nov. 30, 2015)

Season

#### Assists

Career -

Season

#### Blocks

Career -

Season

#### Steals

Career -

Season

#### Minutes Played

Career 2, 4x, last at Alabama (Jan. 13, 2016)

Season

### 2016-17

Opponent	Date	GS	Min	FG-FGA	Pct	3FG-3FGA	Pct	FT-FTA	Pct	Off	Def	Tot	Avg	PF	FO	A	TO	Blk	Stl	Pts	Avg
Louisiana Tech	11/11/16	-	-	-	-	-	-	-	-	-	-	-	-	-	-	-	-	-	-	-	-
Holy Cross	11/13/16	-	-	-	-	-	-	-	-	-	-	-	-	-	-	-	-	-	-	-	-
Monmouth	11/15/16	-	-	-	-	-	-	-	-	-	-	-	-	-	-	-	-	-	-	-	-
SC State	11/18/16	-	-	-	-	-	-	-	-	-	-	-	-	-	-	-	-	-	-	-	-
Michigan	11/23/16	-	-	-	-	-	-	-	-	-	-	-	-	-	-	-	-	-	-	-	-
vs. Syracuse	11/26/16	-	-	-	-	-	-	-	-	-	-	-	-	-	-	-	-	-	-	-	-
Vermont	12/1/16	-	-	-	-	-	-	-	-	-	-	-	-	-	-	-	-	-	-	-	-
FIU	12/4/16	-	-	-	-	-	-	-	-	-	-	-	-	-	-	-	-	-	-	-	-
vs. Seton Hall	12/12/16	-	-	-	-	-	-	-	-	-	-	-	-	-	-	-	-	-	-	-	-
at USF	12/17/16	-	-	-	-	-	-	-	-	-	-	-	-	-	-	-	-	-	-	-	-
Clemson	12/21/16	-	-	-	-	-	-	-	-	-	-	-	-	-	-	-	-	-	-	-	-
Lander	12/27/16	-	-	-	-	-	-	-	-	-	-	-	-	-	-	-	-	-	-	-	-
at Memphis	12/30/16	-	-	-	-	-	-	-	-	-	-	-	-	-	-	-	-	-	-	-	-
at Georgia	1/4/17																				
Texas A&M	1/7/17																				
at Tennessee	1/11/17																				
Ole Miss	1/14/17																				
Florida	1/18/17																				
at Kentucky	1/21/17																				
Auburn	1/24/17																				
at Missouri	1/28/17																				
at LSU	2/1/17																				
Georgia	2/4/17																				
Alabama	2/7/17																				
at Mississippi State	2/11/17																				
Arkansas	2/15/17																				
at Vanderbilt	2/18/17																				
at Florida	2/21/17																				
Tennessee	2/25/17																				
Mississippi State	2/28/17																				
at Ole Miss	3/4/17																				
vs. SEC Tournament	TBD																				
vs. NCAA Tournament	TBD																				

### CAREER STATISTICS

Season	GP-GS	Min	Avg	FG	FGA	Pct	3FG	3FGA	Pct	FT	FIA	Pct	Off	Def	Tot	Avg	PF	FO	Ast	TO	Blk	Stl	Pts	Avg
2015-16	4-0	8	2.0	1	3	.333	0	1	.000	0	0	.000	0	1	1	0.3	0	0	0	0	0	0	2	0.5
2016-17																								
Totals																								

### CAREER SEC STATISTICS

Season	GP-GS	Min	Avg	FG	FGA	Pct	3FG	3FGA	Pct	FT	FIA	Pct	Off	Def	Tot	Avg	PF	FO	Ast	TO	Blk	Stl	Pts	Avg
2016	1-0	2	2.0	0	0	.000	0	0	.000	0	0	.000	0	0	0	0.0	0	0	0	0	0	0	0	0.0



# #30 CHRIS SILVA

SOPHOMORE | FORWARD | 6'9" | 223 | 1 LETTER

LIBREVILLE, GABON/ROSELLE (N.J.)

## SEASON NOTABLES

- Scored four points with six rebounds in the exhibition win vs. Newberry
- Foul trouble early, but returned to score 11 points with two rebounds and two blocks in season opener vs. La Tech (Nov. 11)
- Scored nine points with a team high eight rebounds and two blocks in win vs. Holy Cross (Nov. 13)
- Collected first career double-double with 10 points and game high 10 rebounds in OT win over Monmouth (Nov. 15)
- Collected first career double-double with 10 points and game high 10 rebounds in OT win over Monmouth (Nov. 15)
- Had 11 points, seven rebounds and led team with three blocks in win vs. SC State (Nov. 18), went 5-for-5 from the charity stripe
- One of four Gamecocks in double figures after scoring 10 points in just 14 minutes in win vs. No. 25/24 Michigan (Nov. 23), played limited minutes due to foul trouble
- Recorded three points, six rebounds and one assist in 16 minutes in win vs. No. 18/16 Syracuse (Nov. 26)
- One of four Gamecocks in double-figures with a season-high 12 points (5-of-6 from the field) in win vs. Vermont (Dec. 1), tied for team lead with six rebounds, also had two blocks and a steal
- Posted eight points and tied for team-lead with seven rebounds in season-high 25 minutes played in win vs. FIU (Dec. 4), set a new career-high with team-leading five blocks and tied a career-high with three steals
- Was one of three players in double figures after scoring 11 points in loss vs. Seton Hall (Dec. 12) at Madison Square Garden, led team with nine rebounds and four blocks, also had a steal, logged season-high 29 minutes
- Played just 16 minutes due to foul trouble in win at USF (Dec. 17), scored six points and had five rebounds
- Fouled out late in the game with new career-high 14 points in loss vs. Clemson (Dec. 21) on 4-of-5 shooting, went 6-of-7 from the free throw line and had four rebounds in 22 minutes
- Collected three blocks, adding six points in win over Lander (Dec. 27)
- Pulled down a team high eight rebounds to go along with six points at Memphis (Dec. 30)

## SILVA'S CAREER HIGHS

### Points

Career 14, vs. Clemson (Dec. 21, 2016)  
Season 14, vs. Clemson (Dec. 21, 2016)

### Field Goals

Career 5, twice, last vs. Vermont (Dec. 1, 2016)  
Season 5, vs. Vermont (Dec. 1, 2016)

### Field Goal Attempts

Career 10, vs. FIU (Dec. 4, 2016)  
Season 10, vs. FIU (Dec. 4, 2016)

### 3-Point Field Goals

Career -  
Season -

### 3-Point Field Goal Attempts

Career -  
Season -

### Free Throws

Career 8, vs. Norfolk State (Nov. 14, 2015)  
Season 6, vs. Clemson (Dec. 21, 2016)

### Free Throw Attempts

Career 12, vs. Norfolk State (Nov. 14, 2015)  
Season 8, vs. Seton Hall (Dec. 12, 2016)

### Rebounds

Career 11, twice, last vs. Lander (Dec. 27, 2016)  
Season 11, vs. Lander (Dec. 27, 2016)

### Assists

Career 1, 8x, last vs. Clemson (Dec. 21, 2016)  
Season 1, 4x, last at Memphis (Dec. 30, 2016)

### Blocks

Career 5, vs. FIU (Dec. 4, 2016)  
Season 5, vs. FIU (Dec. 4, 2016)

### Steals

Career 3, twice, last vs. FIU (Dec. 4, 2016)  
Season 3, twice, last vs. FIU (Dec. 4, 2016)

### Minutes Played

Career 30, vs. Drexel (Dec. 15, 2015)  
Season 29, vs. Seton Hall (Dec. 12, 2016)

## 2016-17

Opponent	Date	GS	Min	FG-FGA	Pct	3FG-FGA	Pct	FT-FTA	Pct	Off	Def	Tot	Avg	PF	FO	A	TO	Blk	Stl	Pts	Avg
Louisiana Tech	11/11/16	*	18	4-6	.667	0-0	.000	3-5	.600	0	2	2	2.0	4	0	0	1	2	0	11	11.0
Holy Cross	11/13/16	*	18	4-6	.667	0-0	.000	1-2	.500	3	5	8	5.0	4	0	0	0	2	0	9	10.0
Monmouth	11/15/16	*	21	3-5	.600	0-0	.000	4-6	.667	4	6	10	6.7	5	1	0	2	2	0	10	10.0
SC State	11/18/16	*	14	3-5	.600	0-0	.000	5-5	1.000	3	4	7	6.8	2	0	0	1	3	0	11	10.3
Michigan	11/23/16	*	14	3-5	.600	0-0	.000	4-5	.800	2	1	3	6.0	4	0	1	2	1	0	10	10.2
vs. Syracuse	11/26/16	*	16	1-4	.250	0-0	.000	1-2	.500	4	2	6	6.0	3	0	1	2	0	0	3	9.0
Vermont	12/1/16	*	18	5-6	.833	0-0	.000	2-2	1.000	3	3	6	6.0	3	0	0	2	2	1	12	9.4
FIU	12/4/16	*	25	2-10	.200	0-0	.000	4-7	.571	2	5	7	6.1	1	0	1	3	5	3	8	9.3
vs. Seton Hall	12/12/16	*	29	3-5	.600	0-0	.000	5-8	.625	4	5	9	6.4	5	1	0	3	4	1	11	9.4
at USF	12/17/16	*	16	3-4	.750	0-0	.000	0-2	.000	1	4	5	6.3	4	0	0	1	0	0	6	9.1
Clemson	12/21/16	*	14	4-5	.800	0-0	.000	6-7	.857	1	3	4	6.1	5	1	1	1	1	0	14	9.5
Lander	12/27/16	*	15	3-6	.500	0-0	.000	0-0	.000	2	9	11	6.5	4	0	0	5	3	0	6	9.3
at Memphis	12/30/16	*	17	2-3	.667	0-0	.000	2-2	1.000	2	6	8	6.6	5	1	1	3	1	1	6	9.0
at Georgia	1/4/17																				
Texas A&M	1/7/17																				
at Tennessee	1/11/17																				
Ole Miss	1/14/17																				
Florida	1/18/17																				
at Kentucky	1/21/17																				
Auburn	1/24/17																				
at Missouri	1/28/17																				
at LSU	2/1/17																				
Georgia	2/4/17																				
Alabama	2/7/17																				
at Mississippi State	2/11/17																				
Arkansas	2/15/17																				
at Vanderbilt	2/18/17																				
at Florida	2/21/17																				
Tennessee	2/25/17																				
Mississippi State	2/28/17																				
at Ole Miss	3/4/17																				
vs. SEC Tournament	TBD																				
vs. NCAA Tournament	TBD																				

## CAREER STATISTICS

Season	GP-GS	Min	Avg	FG	FGA	Pct	3FG	3FGA	Pct	FT	FTA	Pct	Off	Def	Tot	Avg	PF	FO	Ast	TO	Blk	Stl	Pts	Avg
2015-16	32-6	425	13.3	53	110	.482	0	0	.000	67	110	.609	56	87	143	4.5	100	3	6	34	28	14	173	5.4
2016-17	13-13	243	18.7	40	70	.571	0	0	.000	37	53	.698	31	55	86	6.6	50	4	5	26	26	6	117	9.0
<b>Totals</b>	<b>45-19</b>	<b>668</b>	<b>14.8</b>	<b>93</b>	<b>180</b>	<b>.517</b>	<b>0</b>	<b>0</b>	<b>.000</b>	<b>104</b>	<b>163</b>	<b>.638</b>	<b>87</b>	<b>142</b>	<b>229</b>	<b>5.1</b>	<b>150</b>	<b>7</b>	<b>11</b>	<b>60</b>	<b>54</b>	<b>20</b>	<b>290</b>	<b>6.4</b>

## CAREER SEC STATISTICS

Season	GP-GS	Min	Avg	FG	FGA	Pct	3FG	3FGA	Pct	FT	FTA	Pct	Off	Def	Tot	Avg	PF	FO	Ast	TO	Blk	Stl	Pts	Avg
2016	18-6	221	12.3	30	54	.556	0	0	.000	27	47	.574	27	46	73	4.1	57	2	3	15	10	6	87	4.8





# #13 TOMMY CORCHIANI

FRESHMAN | GUARD | 6'1" | HS

RALEIGH, N.C./RAVENS CROFT

## SEASON NOTABLES

- Made Gamecock debut in win vs. SC State (Nov. 18), played three minutes and collected first career rebound on defensive end
- Saw one minute of action off the bench in win vs. Vermont (Dec. 1, 2016)

## CORCHIANI'S SEASON HIGHS

### Points

-

### Field Goals

-

### Field Goal Attempts

-

### 3-Point Field Goals

-

### 3-Point Field Goal Attempts

-

### Free Throws

-

### Free Throw Attempts

-

### Rebounds

1, vs. SC State (Nov. 18, 2016)

### Assists

-

### Blocks

-

### Steals

-

### Minutes

3, vs. SC State (Nov. 18, 2016)

## 2016-17

Opponent	Date	GS	Min	FG-FGA	Pct	3FG-FGA	Pct	FT-FTA	Pct	Off	Def	Tot	Avg	PF	FO	A	TO	Blk	Stl	Pts	Avg
Louisiana Tech	11/11/16	-	-	-	-	-	-	-DNP - Coaches Decision	-	-	-	-	-	-	-	-	-	-	-	-	-
Holy Cross	11/13/16	-	-	-	-	-	-	-DNP - Coaches Decision	-	-	-	-	-	-	-	-	-	-	-	-	-
Monmouth	11/15/16	-	-	-	-	-	-	-DNP - Coaches Decision	-	-	-	-	-	-	-	-	-	-	-	-	-
SC State	11/18/16	-	3	0-0	.000	0-0	.000	0-0	.000	0	1	1	1.0	2	0	0	0	0	0	0	0.0
Michigan	11/23/16	-	-	-	-	-	-	-DNP - Coaches Decision	-	-	-	-	-	-	-	-	-	-	-	-	-
vs. Syracuse	11/26/16	-	-	-	-	-	-	-DNP - Coaches Decision	-	-	-	-	-	-	-	-	-	-	-	-	-
Vermont	12/1/16	-	1	0-0	.000	0-0	.000	0-0	.000	0	0	0	0.5	0	0	0	0	0	0	0	0.0
FIU	12/4/16	-	-	-	-	-	-	-DNP - Coaches Decision	-	-	-	-	-	-	-	-	-	-	-	-	-
vs. Seton Hall	12/12/16	-	-	-	-	-	-	-DNP - Coaches Decision	-	-	-	-	-	-	-	-	-	-	-	-	-
at USF	12/17/16	-	-	-	-	-	-	-DNP - Coaches Decision	-	-	-	-	-	-	-	-	-	-	-	-	-
Clemson	12/21/16	-	-	-	-	-	-	-DNP - Coaches Decision	-	-	-	-	-	-	-	-	-	-	-	-	-
Lander	12/27/16	-	1	0-0	.000	0-0	.000	0-0	.000	0	0	0	0.3	1	0	0	1	0	0	0	0.0
at Memphis	12/30/16	-	-	-	-	-	-	-DNP - Coaches Decision	-	-	-	-	-	-	-	-	-	-	-	-	-
at Georgia	1/4/17	-	-	-	-	-	-	-	-	-	-	-	-	-	-	-	-	-	-	-	-
Texas A&M	1/7/17	-	-	-	-	-	-	-	-	-	-	-	-	-	-	-	-	-	-	-	-
at Tennessee	1/11/17	-	-	-	-	-	-	-	-	-	-	-	-	-	-	-	-	-	-	-	-
Ole Miss	1/14/17	-	-	-	-	-	-	-	-	-	-	-	-	-	-	-	-	-	-	-	-
Florida	1/18/17	-	-	-	-	-	-	-	-	-	-	-	-	-	-	-	-	-	-	-	-
at Kentucky	1/21/17	-	-	-	-	-	-	-	-	-	-	-	-	-	-	-	-	-	-	-	-
Auburn	1/24/17	-	-	-	-	-	-	-	-	-	-	-	-	-	-	-	-	-	-	-	-
at Missouri	1/28/17	-	-	-	-	-	-	-	-	-	-	-	-	-	-	-	-	-	-	-	-
at LSU	2/1/17	-	-	-	-	-	-	-	-	-	-	-	-	-	-	-	-	-	-	-	-
Georgia	2/4/17	-	-	-	-	-	-	-	-	-	-	-	-	-	-	-	-	-	-	-	-
Alabama	2/7/17	-	-	-	-	-	-	-	-	-	-	-	-	-	-	-	-	-	-	-	-
at Mississippi State	2/11/17	-	-	-	-	-	-	-	-	-	-	-	-	-	-	-	-	-	-	-	-
Arkansas	2/15/17	-	-	-	-	-	-	-	-	-	-	-	-	-	-	-	-	-	-	-	-
at Vanderbilt	2/18/17	-	-	-	-	-	-	-	-	-	-	-	-	-	-	-	-	-	-	-	-
at Florida	2/21/17	-	-	-	-	-	-	-	-	-	-	-	-	-	-	-	-	-	-	-	-
Tennessee	2/25/17	-	-	-	-	-	-	-	-	-	-	-	-	-	-	-	-	-	-	-	-
Mississippi State	2/28/17	-	-	-	-	-	-	-	-	-	-	-	-	-	-	-	-	-	-	-	-
at Ole Miss	3/4/17	-	-	-	-	-	-	-	-	-	-	-	-	-	-	-	-	-	-	-	-
vs. SEC Tournament	TBD	-	-	-	-	-	-	-	-	-	-	-	-	-	-	-	-	-	-	-	-
vs. NCAA Tournament	TBD	-	-	-	-	-	-	-	-	-	-	-	-	-	-	-	-	-	-	-	-

## CAREER STATISTICS

Season	GP-GS	Min	Avg	FG	FGA	Pct	3FG	3FGA	Pct	FT	FIA	Pct	Off	Def	Tot	Avg	PF	FO	Ast	TO	Blk	Stl	Pts	Avg
2016-17	3-0	5	1.7	0	0	.000	0	0	.000	0	0	.000	0	1	1	0.3	3	0	0	1	0	0	0	0.0

## CAREER SEC STATISTICS

Season	GP-GS	Min	Avg	FG	FGA	Pct	3FG	3FGA	Pct	FT	FIA	Pct	Off	Def	Tot	Avg	PF	FO	Ast	TO	Blk	Stl	Pts	Avg
2017																								



# #4 RAKYM FELDER

FRESHMAN | GUARD | 5'10" | HS

BROOKLYN, N.Y./LINCOLN

## SEASON NOTABLES

- Made season debut vs. Holy Cross (Nov. 13), scoring eight points with three assists and a rebound
- Played 17 minutes off the bench, logging nine points, four rebounds, two assists, two steals and two blocks in win vs. SC State (Nov. 18)
- Saw 11 minutes of action off the bench in win vs. No. 25/24 Michigan, logging one steal
- Logged two minutes off the bench in win vs. No. 18/16 Syracuse
- Tallied 13 minutes off the bench, posting two rebounds, one assist and one steal in win vs. Vermont (Dec. 1)
- Led all bench players with 25 minutes in win vs. FIU (Dec. 4), had four points, two rebounds and led the team with four assists
- Played nine minutes off the bench in loss vs. Seton Hall (Dec. 12) at Madison Square Garden
- Logged new career-highs in minutes (26), points (11) and assists (5) in win at USF (Dec. 17), also had two rebounds, knocked down a career-high three 3-pointers in the first half
- Recorded a rebound and an assist in five minutes off the bench in loss vs. Clemson (Dec. 21)
- Breakout game, scoring a season high 20 points, hitting 6-of-10 from the field, including 5-of-7 from 3-point range, in win over Lander; also dished four assists
- Second straight double-figure scoring game with 10 points on three 3s and a free throw in loss at Memphis (Dec. 30)

## FELDER'S SEASON HIGHS

### Points

20, vs. Lander (Dec. 27, 2016)

### Field Goals

6, vs. Lander (Dec. 27, 2016)

### Field Goal Attempts

10, vs. Lander (Dec. 27, 2016)

### 3-Point Field Goals

5, vs. Lander (Dec. 27, 2016)

### 3-Point Field Goal Attempts

7, vs. Lander (Dec. 27, 2016)

### Free Throws

3, vs. Lander (Dec. 27, 2016)

### Free Throw Attempts

3, vs. Lander (Dec. 27, 2016)

### Rebounds

4, vs. SC State (Nov. 18, 2016)

### Assists

5, at USF (Dec. 17, 2016)

### Blocks

2, vs. SC State (Nov. 18, 2016)

### Steals

2, vs. SC State (Nov. 18, 2016)

### Minutes

26, at USF (Dec. 17, 2016)

## 2016-17

Opponent	Date	GS	Min	FG	FGA	Pct	3FG	3FGA	Pct	FT	FTA	Pct	Off	Def	Tot	Avg	PF	FO	Ast	TO	Blk	Stl	Pts	Avg
Louisiana Tech	11/11/16	-	-	-	-	-	-	-	-	-	-	-	-	-	-	-	-	-	-	-	-	-	-	-
Holy Cross	11/13/16	14	2-2	1.000	2-2	1.000	2-2	1.000	0	1	1	1.0	0	0	3	1	0	0	0	0	0	0	8	8.0
Monmouth	11/15/16	4	0-1	.000	0-0	.000	0-0	.000	0	0	0	0.5	0	0	0	0	0	0	0	0	0	0	0	4.0
SC State	11/18/16	17	4-7	.571	1-2	.500	0-1	.000	1	3	4	1.7	3	0	2	3	2	2	2	2	2	2	9	5.7
Michigan	11/23/16	11	0-1	.000	0-0	.000	0-2	.000	0	0	0	1.3	2	0	0	1	0	1	0	1	0	1	0	4.3
vs. Syracuse	11/26/16	2	0-0	.000	0-0	.000	0-0	.000	0	0	0	1.0	2	0	0	0	0	0	0	0	0	0	0	3.4
Vermont	12/1/16	13	0-1	.000	0-0	.000	0-0	.000	0	2	2	1.2	0	0	1	0	0	1	0	0	1	0	2	2.8
FIU	12/4/16	25	2-4	.500	0-2	.000	0-0	.000	1	1	2	1.7	1	0	4	0	0	1	4	0	1	4	3.0	
vs. Seton Hall	12/12/16	9	0-0	.000	0-0	.000	0-0	.000	0	0	0	1.1	0	0	1	0	0	1	0	0	0	0	0	2.6
at USF	12/17/16	26	3-7	.429	3-6	.500	2-2	1.000	0	2	2	1.2	1	0	5	2	1	0	11	0	11	3.6	3.6	
Clemson	12/21/16	5	0-2	.000	0-1	.000	0-0	.000	0	1	1	1.2	1	0	0	3	1	0	0	3	1	0	0	3.2
Lander	12/27/16	20	6-10	.600	5-7	.714	3-3	1.000	0	0	0	1.1	2	0	4	3	0	1	20	4	1	20	4.7	
at Memphis	12/30/16	24	3-8	.375	3-7	.428	1-3	.333	1	1	2	1.2	2	0	1	2	0	1	2	0	1	10	5.2	
at Georgia	1/4/17																							
Texas A&M	1/7/17																							
at Tennessee	1/11/17																							
Ole Miss	1/14/17																							
Florida	1/18/17																							
at Kentucky	1/21/17																							
Auburn	1/24/17																							
at Missouri	1/28/17																							
at LSU	2/1/17																							
Georgia	2/4/17																							
Alabama	2/7/17																							
at Mississippi State	2/11/17																							
Arkansas	2/15/17																							
at Vanderbilt	2/18/17																							
at Florida	2/21/17																							
Tennessee	2/25/17																							
Mississippi State	2/28/17																							
at Ole Miss	3/4/17																							
vs. SEC Tournament	TBD																							
vs. NCAA Tournament	TBD																							

## CAREER STATISTICS

Season	GP-GS	Min	Avg	FG	FGA	Pct	3FG	3FGA	Pct	FT	FTA	Pct	Off	Def	Tot	Avg	PF	FO	Ast	TO	Blk	Stl	Pts	Avg
2016-17	12-0	170	14.2	20	43	.465	14	27	.519	8	13	.615	3	11	14	1.2	14	0	20	17	4	7	62	5.2

## CAREER SEC STATISTICS

Season	GP-GS	Min	Avg	FG	FGA	Pct	3FG	3FGA	Pct	FT	FTA	Pct	Off	Def	Tot	Avg	PF	FO	Ast	TO	Blk	Stl	Pts	Avg
2017																								



# #12 KHADIM GUEYE

FRESHMAN | FORWARD | 7'0" | HS

DAKAR, SENEGAL/VICTORY ROCK PREP

## SEASON NOTABLES

- Scored six points with seven rebounds in the exhibition win vs. Newberry
- Collected two rebounds in win vs. Holy Cross (Nov. 13)
- Played 17 minutes off the bench and scored first career points after going 4-for-4 from the free throw line in win vs. SC State (Nov. 18), also had new single-game high five rebounds
- Snagged two rebounds in 13 minutes off the bench in win vs. No. 25/24 Michigan (Nov. 23)
- Recorded four minutes in victory over No. 18/16 Syracuse (Nov. 26)
- Saw six minutes of action off the bench in win vs. Vermont (Dec. 1)
- Played eight minutes in win vs. FIU (Dec. 4)
- Logged two minutes in loss vs. Seton Hall (Dec. 12) at Madison Square Garden
- Posted two rebounds and a block in 13 minutes off the bench in win at USF (Dec. 17)
- Matched a career-high with 17 minutes playing in a reserve role in loss vs. Clemson (Dec. 21), had one point and a rebound, his free throw in second half was his first points since SC State (Nov. 18)
- Blocked two shots, and added four points in win over Lander (Dec. 27)

## GUEYE'S SEASON HIGHS

### Points

6, vs. SC State (Nov. 18, 2016)

### Field Goals

2, vs. Lander (Dec. 27, 2016)

### Field Goal Attempts

3, twice, last vs. Lander (Dec. 27, 2016)

### 3-Point Field Goals

-

### 3-Point Field Goal Attempts

-

### Free Throws

4, vs. SC State (Nov. 18, 2016)

### Free Throw Attempts

4, vs. SC State (Nov. 18, 2016)

### Rebounds

5, vs. SC State (Nov. 18, 2016)

### Assists

1, vs. Lander (Dec. 27, 2016)

### Blocks

2, twice, last vs. Lander (Dec. 27, 2016)

### Steals

1, at Memphis (Dec. 30, 2016)

### Minutes

18, vs. Lander (Dec. 27, 2016)

## 2016-17

Opponent	Date	GS	Min	FG-FGA	Pct	3FG-FGA	Pct	FT-FTA	Pct	Off	Def	Tot	Avg	PF	FO	A	TO	Blk	Stl	Pts	Avg
Louisiana Tech	11/11/16		1	0-0	.000	0-0	.000	0-0	.000	0	0	0	0.0	3	0	0	1	0	0	0	0.0
Holy Cross	11/13/16		13	0-0	.000	0-0	.000	0-0	.000	1	1	2	1.0	1	0	0	1	1	0	0	0.0
Monmouth	11/15/16		1	0-0	.000	0-0	.000	0-0	.000	0	0	0	0.7	2	0	0	1	0	0	0	0.0
SC State	11/18/16		17	1-3	.333	0-0	.000	4-4	1.000	2	3	5	1.8	0	0	0	0	2	0	6	1.5
Michigan	11/23/16		13	0-2	.000	0-0	.000	0-0	.000	1	1	2	1.8	2	0	0	0	0	0	0	1.2
vs. Syracuse	11/26/16		4	0-0	.000	0-0	.000	0-0	.000	0	0	0	1.5	2	0	0	0	0	0	0	1.0
Vermont	12/1/16		6	0-1	.000	0-0	.000	0-0	.000	0	0	0	1.3	2	0	0	0	0	0	0	0.9
FIU	12/4/16		8	0-1	.000	0-0	.000	0-0	.000	0	0	0	1.1	2	0	0	1	0	0	0	0.8
vs. Seton Hall	12/12/16		2	0-0	.000	0-0	.000	0-0	.000	0	0	0	1.0	2	0	0	0	0	0	0	0.7
at USF	12/17/16		13	0-0	.000	0-0	.000	0-0	.000	1	1	2	1.1	2	0	0	0	1	0	0	0.6
Clemson	12/21/16		17	0-0	.000	0-0	.000	1-2	.500	1	0	1	1.1	4	0	0	0	0	0	1	0.6
Lander	12/27/16		18	2-3	.667	0-0	.000	0-2	.000	0	3	3	1.3	1	0	1	1	2	0	4	0.9
at Memphis	12/30/16		8	0-0	.000	0-0	.000	0-0	.000	0	2	2	1.3	2	0	0	0	0	1	0	0.8
at Georgia	1/4/17																				
Texas A&M	1/7/17																				
at Tennessee	1/11/17																				
Ole Miss	1/14/17																				
Florida	1/18/17																				
at Kentucky	1/21/17																				
Auburn	1/24/17																				
at Missouri	1/28/17																				
at LSU	2/1/17																				
Georgia	2/4/17																				
Alabama	2/7/17																				
at Mississippi State	2/11/17																				
Arkansas	2/15/17																				
at Vanderbilt	2/18/17																				
at Florida	2/21/17																				
Tennessee	2/25/17																				
Mississippi State	2/28/17																				
at Ole Miss	3/4/17																				
vs. SEC Tournament	TBD																				
vs. NCAA Tournament	TBD																				

## CAREER STATISTICS

Season	GP-GS	Min	Avg	FG	FGA	Pct	3FG	3FGA	Pct	FT	FTA	Pct	Off	Def	Tot	Avg	PF	FO	Ast	TO	Blk	Stl	Pts	Avg
2016-17	13-0	121	9.3	3	10	.300	0	0	.000	5	8	.625	6	11	17	1.3	25	0	1	5	6	1	11	0.8

## CAREER SEC STATISTICS

Season	GP-GS	Min	Avg	FG	FGA	Pct	3FG	3FGA	Pct	FT	FTA	Pct	Off	Def	Tot	Avg	PF	FO	Ast	TO	Blk	Stl	Pts	Avg
2017																								





# #23 EVAN HINSON

FRESHMAN | GUARD | 6'4" | HS

DELTONA, FLA./DELTONA

## SEASON NOTABLES

- Also a member of the Carolina football team and will join the basketball squad at the conclusion of the football season

## HINSON'S SEASON HIGHS

**Points**

-

**Field Goals**

-

**Field Goal Attempts**

-

**3-Point Field Goals**

-

**3-Point Field Goal Attempts**

-

**Free Throws**

-

**Free Throw Attempts**

-

**Rebounds**

-

**Assists**

-

**Blocks**

-

**Steals**

-

**Minutes**

-

## 2016-17

Opponent	Date	GS	Min	FG-FGA	Pct	3FG-FGA	Pct	FT/FTA	Pct	Off	Def	Tot	Avg	PF	FO	A	TO	Blk	Stl	Pts	Avg	
Louisiana Tech	11/11/16	-	-	-	-	-	-	-	-	-	-	-	-	-	-	-	-	-	-	-	-	-
Holy Cross	11/13/16	-	-	-	-	-	-	-	-	-	-	-	-	-	-	-	-	-	-	-	-	-
Monmouth	11/15/16	-	-	-	-	-	-	-	-	-	-	-	-	-	-	-	-	-	-	-	-	-
SC State	11/18/16	-	-	-	-	-	-	-	-	-	-	-	-	-	-	-	-	-	-	-	-	-
Michigan	11/23/16	-	-	-	-	-	-	-	-	-	-	-	-	-	-	-	-	-	-	-	-	-
vs. Syracuse	11/26/16	-	-	-	-	-	-	-	-	-	-	-	-	-	-	-	-	-	-	-	-	-
Vermont	12/1/16	-	-	-	-	-	-	-	-	-	-	-	-	-	-	-	-	-	-	-	-	-
FIU	12/4/16	-	-	-	-	-	-	-	-	-	-	-	-	-	-	-	-	-	-	-	-	-
vs. Seton Hall	12/12/16	-	-	-	-	-	-	-	-	-	-	-	-	-	-	-	-	-	-	-	-	-
at USF	12/17/16	-	-	-	-	-	-	-	-	-	-	-	-	-	-	-	-	-	-	-	-	-
Clemson	12/21/16	-	-	-	-	-	-	-	-	-	-	-	-	-	-	-	-	-	-	-	-	-
Lander	12/27/16	-	-	-	-	-	-	-	-	-	-	-	-	-	-	-	-	-	-	-	-	-
at Memphis	12/30/16	-	-	-	-	-	-	-	-	-	-	-	-	-	-	-	-	-	-	-	-	-
at Georgia	1/4/17																					
Texas A&M	1/7/17																					
at Tennessee	1/11/17																					
Ole Miss	1/14/17																					
Florida	1/18/17																					
at Kentucky	1/21/17																					
Auburn	1/24/17																					
at Missouri	1/28/17																					
at LSU	2/1/17																					
Georgia	2/4/17																					
Alabama	2/7/17																					
at Mississippi State	2/11/17																					
Arkansas	2/15/17																					
at Vanderbilt	2/18/17																					
at Florida	2/21/17																					
Tennessee	2/25/17																					
Mississippi State	2/28/17																					
at Ole Miss	3/4/17																					
vs. SEC Tournament	TBD																					
vs. NCAA Tournament	TBD																					

## CAREER STATISTICS

Season	GP-GS	Min	Avg	FG	FGA	Pct	3FG	3FGA	Pct	FT	FIA	Pct	Off	Def	Tot	Avg	PF	FO	Ast	TO	Blk	Stl	Pts	Avg
2016-17																								

## CAREER SEC STATISTICS

Season	GP-GS	Min	Avg	FG	FGA	Pct	3FG	3FGA	Pct	FT	FIA	Pct	Off	Def	Tot	Avg	PF	FO	Ast	TO	Blk	Stl	Pts	Avg
2017																								



# #24 SEDEE KEITA

FRESHMAN | FORWARD | 6'9" | HS

PHILADELPHIA, PA./22FT BASKETBALL ACADEMY

## SEASON NOTABLES

- Made South Carolina debut in win vs. No. 24/25 Michigan after missing the first four games with a wrist injury, played eight minutes off bench and recorded one rebound on the offensive end
- Led all big men with 15 minutes off the bench in win vs. No. 18/16 Syracuse (Nov. 26), tallied one rebound, one assist, one block and one steal
- Scored first career points (4) in win vs. Vermont (Dec. 1), also recorded three rebounds in 10 minutes off the bench
- Played career-high 19 minutes and logged career-highs in points (6) and rebounds (4) in win vs. FIU (Dec. 4)
- Logged 18 minutes off the bench, recording five points and three rebounds in loss vs. Seton Hall (Dec. 12) at Madison Square Garden
- Saw three minutes of action but did not record any stats in win at USF (Dec. 17)
- Played seven minutes and gathered two rebounds in loss vs. Clemson (Dec. 27)
- Scored a season high seven points, while pulling down five rebounds in win over Lander (Dec. 27)
- Played a season high 25 minutes off the bench, pulling down seven rebounds with two steals at Memphis (Dec. 30)

## KEITA'S SEASON HIGHS

### Points

7, vs. Lander (Dec. 27, 2016)

### Field Goals

3, twice, last vs. Lander (Dec. 27, 2016)

### Field Goal Attempts

6, twice, last vs. Lander (Dec. 27, 2016)

### 3-Point Field Goals

-

### 3-Point Field Goal Attempts

-

### Free Throws

3, vs. Seton Hall (Dec. 12, 2016)

### Free Throw Attempts

3, vs. Seton Hall (Dec. 12, 2016)

### Rebounds

5, vs. Lander (Dec. 27, 2016)

### Assists

1, vs. Syracuse (Nov. 26, 2016)

### Blocks

1, twice, last vs. FIU (Dec. 4, 2016)

### Steals

1, vs. Syracuse (Nov. 26, 2016)

### Minutes

19, vs. FIU (Dec. 4, 2016)

## 2016-17

Opponent	Date	GS	Min	FG-FGA	Pct	3FG-FGA	Pct	FT-FTA	Pct	Off	Def	Tot	Avg	PF	FO	A	TO	Blk	Stl	Pts	Avg
Louisiana Tech	11/11/16	-	-	-	-	-	-	-DNP - wrist injury	-	-	-	-	-	-	-	-	-	-	-	-	-
Holy Cross	11/13/16	-	-	-	-	-	-	-DNP - wrist injury	-	-	-	-	-	-	-	-	-	-	-	-	-
Monmouth	11/15/16	-	-	-	-	-	-	-DNP - wrist injury	-	-	-	-	-	-	-	-	-	-	-	-	-
SC State	11/18/16	-	-	-	-	-	-	-DNP - wrist injury	-	-	-	-	-	-	-	-	-	-	-	-	-
Michigan	11/23/16	-	8	0-0	.000	0-0	.000	0-0	.000	1	0	1	1.0	2	0	0	2	0	0	0	0.0
vs. Syracuse	11/26/16	-	15	0-2	.000	0-0	.000	0-0	.000	0	1	1	1.0	1	0	1	1	1	1	0	0.0
Vermont	12/1/16	-	10	1-4	.250	0-0	.000	2-2	1.000	1	2	3	1.7	2	0	0	1	0	0	4	1.3
FIU	12/4/16	-	19	3-6	.500	0-0	.000	0-0	.000	1	3	4	2.3	0	0	0	0	1	0	6	2.5
vs. Seton Hall	12/12/16	-	18	1-5	.200	0-0	.000	3-4	.750	1	2	3	2.4	3	0	0	0	0	0	5	3.0
at USF	12/17/16	-	3	0-0	.000	0-0	.000	0-0	.000	0	0	0	2.0	0	0	0	0	0	0	0	2.5
Clemson	12/21/16	-	7	0-1	.000	0-0	.000	0-0	.000	0	1	1	1.9	2	0	0	0	0	0	0	2.1
Lander	12/27/16	-	18	3-6	.500	0-0	.000	1-2	.500	3	2	5	2.3	0	0	0	1	0	0	7	2.8
at Memphis	12/30/16	-	25	0-3	.000	0-0	.000	0-0	.000	5	2	7	2.8	4	0	1	0	1	2	0	2.4
at Georgia	1/4/17	-	-	-	-	-	-	-	-	-	-	-	-	-	-	-	-	-	-	-	-
Texas A&M	1/7/17	-	-	-	-	-	-	-	-	-	-	-	-	-	-	-	-	-	-	-	-
at Tennessee	1/11/17	-	-	-	-	-	-	-	-	-	-	-	-	-	-	-	-	-	-	-	-
Ole Miss	1/14/17	-	-	-	-	-	-	-	-	-	-	-	-	-	-	-	-	-	-	-	-
Florida	1/18/17	-	-	-	-	-	-	-	-	-	-	-	-	-	-	-	-	-	-	-	-
at Kentucky	1/21/17	-	-	-	-	-	-	-	-	-	-	-	-	-	-	-	-	-	-	-	-
Auburn	1/24/17	-	-	-	-	-	-	-	-	-	-	-	-	-	-	-	-	-	-	-	-
at Missouri	1/28/17	-	-	-	-	-	-	-	-	-	-	-	-	-	-	-	-	-	-	-	-
at LSU	2/1/17	-	-	-	-	-	-	-	-	-	-	-	-	-	-	-	-	-	-	-	-
Georgia	2/4/17	-	-	-	-	-	-	-	-	-	-	-	-	-	-	-	-	-	-	-	-
Alabama	2/7/17	-	-	-	-	-	-	-	-	-	-	-	-	-	-	-	-	-	-	-	-
at Mississippi State	2/11/17	-	-	-	-	-	-	-	-	-	-	-	-	-	-	-	-	-	-	-	-
Arkansas	2/15/17	-	-	-	-	-	-	-	-	-	-	-	-	-	-	-	-	-	-	-	-
at Vanderbilt	2/18/17	-	-	-	-	-	-	-	-	-	-	-	-	-	-	-	-	-	-	-	-
at Florida	2/21/17	-	-	-	-	-	-	-	-	-	-	-	-	-	-	-	-	-	-	-	-
Tennessee	2/25/17	-	-	-	-	-	-	-	-	-	-	-	-	-	-	-	-	-	-	-	-
Mississippi State	2/28/17	-	-	-	-	-	-	-	-	-	-	-	-	-	-	-	-	-	-	-	-
at Ole Miss	3/4/17	-	-	-	-	-	-	-	-	-	-	-	-	-	-	-	-	-	-	-	-
vs. SEC Tournament	TBD	-	-	-	-	-	-	-	-	-	-	-	-	-	-	-	-	-	-	-	-
vs. NCAA Tournament	TBD	-	-	-	-	-	-	-	-	-	-	-	-	-	-	-	-	-	-	-	-

## CAREER STATISTICS

Season	GP-GS	Min	Avg	FG	FGA	Pct	3FG	3FGA	Pct	FT	FTA	Pct	Off	Def	Tot	Avg	PF	FO	Ast	TO	Blk	Stl	Pts	Avg
2016-17	9-0	123	13.7	8	27	.296	0	0	.000	6	8	.750	12	13	25	2.8	14	0	2	5	3	3	22	2.4

## CAREER SEC STATISTICS

Season	GP-GS	Min	Avg	FG	FGA	Pct	3FG	3FGA	Pct	FT	FTA	Pct	Off	Def	Tot	Avg	PF	FO	Ast	TO	Blk	Stl	Pts	Avg
2017	-	-	-	-	-	-	-	-	-	-	-	-	-	-	-	-	-	-	-	-	-	-	-	-



# #21 MAIK KOTSAR

FRESHMAN | FORWARD | 6'10" | HS

TALLIN, ESTONIA/SUNRISE CHRISTIAN ACADEMY

## SEASON NOTABLES

- Earned the start and tallied five points with three rebounds in the exhibition win vs. Newberry
- Foul trouble in the second half, but earned the start and scored four points with a pair of rebounds and a steal in opener vs. La Tech (Nov. 11)
- Six points and three rebounds in 15 minutes vs. Holy Cross (Nov. 13)
- Four points and two rebounds, with an assist, in OT win over Monmouth (Nov. 15)
- Scored in double figures (15 points) for the first time in his career in win vs. SC State (Nov. 18) after going a perfect 7-for-7 from the field, also led team with eight rebounds
- Posted 10 points and five rebounds in 23 minutes in win vs. No. 25/24 Michigan (Nov. 23), scored in double figures for the second straight game
- Finished tied for team-lead with career-high 16 points (7-of-9 shooting) in victory over No. 18/16 Syracuse (Nov. 26), had two steals and two rebounds in 30 minutes, which was new career-high for minutes played
- Tallied 14 points, including 12 in the second half, on 7-of-10 shooting in win vs. Vermont (Dec. 1) for his fourth-straight game in double-figures, also had five rebounds and a steal in 26 minutes
- Posted four points, six rebounds and set new career-highs with three assists and four steals in win vs. FIU (Dec. 4), five of six rebounds came on offensive glass
- Recorded four points, seven rebounds and two steals in loss vs. Seton Hall (Dec. 12) at Madison Square Garden, played only 19 minutes due to foul trouble
- Tallied 11 points (5-of-6) and led the team with nine rebounds (career-high) in win at USF (Dec. 17), played 30 minutes to match a career-high
- One of three Gamecocks in double-figures with 10 points (5-of-13) in loss vs. Clemson (Dec. 21), tied for team lead with eight rebounds, also had two steals in 27 minutes
- Collected first double-double of his career with 10 points, and 11 rebounds - which matched a team high - in win over Lander (Dec. 27)
- Five points and five rebounds with two assists in loss at Memphis (Dec. 30)

## KOTSAR'S SEASON HIGHS

### Points

16, vs. Syracuse (Nov. 26, 2016)

### Field Goals

7, 3x, last vs. Vermont (Dec. 1, 2016)

### Field Goal Attempts

13, vs. Clemson (Dec. 16, 2016)

### 3-Point Field Goals

-

### 3-Point Field Goal Attempts

-

### Free Throws

2, 3x, last vs. Syracuse (Nov. 16, 2016)

### Free Throw Attempts

3, 3x, last at USF (Dec. 17, 2016)

### Rebounds

11, vs. Lander (Dec. 27, 2016)

### Assists

3, vs. FIU (Dec. 4, 2016)

### Blocks

2, twice, last vs. Lander (Dec. 27, 2016)

### Steals

4, vs. FIU (Dec. 4, 2016)

### Minutes

30, twice, last at FIU (Dec. 17, 2016)

## 2016-17

Opponent	Date	GS	Min	FG-FGA	Pct	3FG-FGA	Pct	FT-FTA	Pct	Off	Def	Tot	Avg	PF	FO	A	TO	Blk	Stl	Pts	Avg
Louisiana Tech	11/11/16	*	14	2-2	1.000	0-0	.000	0-3	.000	1	1	2	2.0	4	0	0	0	0	1	4	4.0
Holy Cross	11/13/16	*	15	2-2	1.000	0-0	.000	2-2	1.000	1	2	3	2.5	3	0	0	1	0	0	6	5.0
Monmouth	11/15/16	*	26	2-5	.400	0-0	.000	0-0	.000	1	1	2	2.3	4	0	1	1	0	0	4	4.7
SC State	11/18/16	*	23	7-7	1.000	0-0	.000	1-3	.333	4	4	8	3.8	1	0	1	0	2	0	15	7.3
Michigan	11/23/16	*	23	4-7	.571	0-0	.000	2-2	1.000	2	3	5	4.0	3	0	2	0	0	0	10	7.8
vs. Syracuse	11/26/16	*	30	7-9	.778	0-0	.000	2-2	1.000	0	2	2	3.7	3	0	0	2	0	2	16	9.2
Vermont	12/1/16	*	26	7-10	.700	0-0	.000	0-0	.000	0	5	5	3.9	2	0	0	2	0	1	14	9.9
FIU	12/4/16	*	25	2-5	.400	0-0	.000	0-0	.000	5	1	6	4.1	2	0	3	3	0	4	4	9.1
vs. Seton Hall	12/12/16	*	19	2-6	.333	0-0	.000	0-0	.000	3	4	7	4.4	4	0	0	1	0	2	4	8.6
at USF	12/17/16	*	30	5-6	.833	0-0	.000	1-3	.333	2	7	9	4.9	3	0	0	0	1	0	11	8.8
Clemson	12/21/16	*	27	5-13	.385	0-0	.000	0-1	.000	6	2	8	5.2	2	0	0	0	0	2	10	8.9
Lander	12/27/16	*	24	5-10	.500	0-0	.000	0-2	.000	4	7	11	5.7	2	0	0	0	2	0	10	9.0
at Memphis	12/30/16	*	30	2-7	.285	0-0	.000	1-2	.500	3	2	5	5.6	3	0	2	3	0	0	5	8.7
at Georgia	1/4/17																				
Texas A&M	1/7/17																				
at Tennessee	1/11/17																				
Ole Miss	1/14/17																				
Florida	1/18/17																				
at Kentucky	1/21/17																				
Auburn	1/24/17																				
at Missouri	1/28/17																				
at LSU	2/1/17																				
Georgia	2/4/17																				
Alabama	2/7/17																				
at Mississippi State	2/11/17																				
Arkansas	2/15/17																				
at Vanderbilt	2/18/17																				
at Florida	2/21/17																				
Tennessee	2/25/17																				
Mississippi State	2/28/17																				
at Ole Miss	3/4/17																				
vs. SEC Tournament	TBD																				
vs. NCAA Tournament	TBD																				

## CAREER STATISTICS

Season	GP-GS	Min	Avg	FG	FGA	Pct	3FG	3FGA	Pct	FT	FTA	Pct	Off	Def	Tot	Avg	PF	FO	Ast	TO	Blk	Stl	Pts	Avg
2016-17	13-13	312	24.0	52	89	.584	0	0	.000	9	20	.450	32	41	73	5.6	36	0	9	13	5	12	113	8.7

## CAREER SEC STATISTICS

Season	GP-GS	Min	Avg	FG	FGA	Pct	3FG	3FGA	Pct	FT	FTA	Pct	Off	Def	Tot	Avg	PF	FO	Ast	TO	Blk	Stl	Pts	Avg
2017																								



# #25 CHRISTIAN SCHMITT

FRESHMAN | GUARD | 6'0" | HS

MARS, PA. | MARS AREA HIGH SCHOOL

## SEASON NOTABLES

- Made South Carolina debut in win vs. SC State (Nov. 18), played three minutes and attempted one 3
- Played one minute off the bench in win vs. Vermont (Dec. 1)
- Saw action vs. Lander (Dec. 27)

## SCHMITT'S SEASON HIGHS

### Points

-

### Field Goals

-

### Field Goal Attempts

1, vs. SC State (Nov. 18, 2016)

### 3-Point Field Goals

-

### 3-Point Field Goal Attempts

1, vs. SC State (Nov. 18, 2016)

### Free Throws

-

### Free Throw Attempts

-

### Rebounds

-

### Assists

-

### Blocks

-

### Steals

-

### Minutes

3, vs. SC State (Nov. 18, 2016)

## 2016-17

Opponent	Date	GS	Min	FG-FGA	Pct	3FG-FGA	Pct	FT-FTA	Pct	Off	Def	Tot	Avg	PF	FO	A	TO	Blk	Stl	Pts	Avg
Louisiana Tech	11/11/16	-	-	-	-	-	-	-	-	-	-	-	-	-	-	-	-	-	-	-	-
Holy Cross	11/13/16	-	-	-	-	-	-	-	-	-	-	-	-	-	-	-	-	-	-	-	-
Monmouth	11/15/16	-	-	-	-	-	-	-	-	-	-	-	-	-	-	-	-	-	-	-	-
SC State	11/18/16	-	3	0-1	.000	0-1	.000	0-0	.000	0	0	0	0	0	0	0	2	0	0	0	0.0
Michigan	11/23/16	-	-	-	-	-	-	-	-	-	-	-	-	-	-	-	-	-	-	-	-
vs. Syracuse	11/26/16	-	-	-	-	-	-	-	-	-	-	-	-	-	-	-	-	-	-	-	-
Vermont	12/1/16	-	1	0-0	.000	0-0	.000	0-0	.000	0	0	0	0	0	0	0	0	0	0	0	0.0
FIU	12/4/16	-	-	-	-	-	-	-	-	-	-	-	-	-	-	-	-	-	-	-	-
vs. Seton Hall	12/12/16	-	-	-	-	-	-	-	-	-	-	-	-	-	-	-	-	-	-	-	-
at USF	12/17/16	-	-	-	-	-	-	-	-	-	-	-	-	-	-	-	-	-	-	-	-
Clemson	12/21/16	-	-	-	-	-	-	-	-	-	-	-	-	-	-	-	-	-	-	-	-
Lander	12/27/16	-	1	0-0	.000	0-0	.000	0-0	.000	0	0	0.0	0	0	0	0	0	0	0	0	0.0
at Memphis	12/30/16	-	1	0-0	.000	0-0	.000	0-0	.000	0	0	0.0	1	0	0	0	0	0	0	0	0.0
at Georgia	1/4/17																				
Texas A&M	1/7/17																				
at Tennessee	1/11/17																				
Ole Miss	1/14/17																				
Florida	1/18/17																				
at Kentucky	1/21/17																				
Auburn	1/24/17																				
at Missouri	1/28/17																				
at LSU	2/1/17																				
Georgia	2/4/17																				
Alabama	2/7/17																				
at Mississippi State	2/11/17																				
Arkansas	2/15/17																				
at Vanderbilt	2/18/17																				
at Florida	2/21/17																				
Tennessee	2/25/17																				
Mississippi State	2/28/17																				
at Ole Miss	3/4/17																				
vs. SEC Tournament	TBD																				
vs. NCAA Tournament	TBD																				

## CAREER STATISTICS

Season	GP-GS	Min	Avg	FG	FGA	Pct	3FG	3FGA	Pct	FT	FTA	Pct	Off	Def	Tot	Avg	PF	FO	Ast	TO	Blk	Stl	Pts	Avg
2016-17	4-0	6	1.5	0	1	.000	0	1	.000	0	0	.000	0	0	0	0.0	1	0	0	2	0	0	0	0.0

## CAREER SEC STATISTICS

Season	GP-GS	Min	Avg	FG	FGA	Pct	3FG	3FGA	Pct	FT	FTA	Pct	Off	Def	Tot	Avg	PF	FO	Ast	TO	Blk	Stl	Pts	Avg
2017																								



**AN INDIVIDUAL ...**

<b>Scored 20 or more points:</b>	South Carolina: Rakym Felder (20) vs. Lander, Dec. 27, 2016, in Columbia, S.C. Opponent: Markel Crawford (28), Memphis, Dec. 30, 2015, in Memphis, Tenn.
<b>Scored 30 or more points:</b>	South Carolina: Laimonas Chatkevicius (30), vs. High Point, March 15, 2016, in Columbia, S.C. Opponent: Kevin Punter (36), Tennessee, Jan. 23, 2016 in Knoxville, Tenn.
<b>Scored 35 or more points:</b>	South Carolina: Brenton Williams (38) vs. Mississippi State, March 6, 2013 in Columbia, S.C. Opponent: Kevin Punter (36), Tennessee, Jan. 23, 2016 in Knoxville, Tenn.
<b>Scored 40 or more points:</b>	South Carolina: N/A thru 1992-93 season Opponent: Austin Carr (43), Notre Dame, Dec. 30, 1969 in New Orleans, La.
<b>Collected 20 or more rebounds:</b>	South Carolina: Emmett Hall (23), vs. College of Charleston, Dec. 22, 1993 in Columbia, S.C. Opponent: Ekpe Udoh (20), Baylor , Jan. 2, 2010 in Columbia, S.C.
<b>Collected 15 or more rebounds:</b>	South Carolina: Michael Carrera (15), vs. Florida, Feb. 20, 2016 in Columbia, S.C. Opponent: Dedric Lawson (15), Memphis, Dec. 30, 2015, in Memphis, Tenn.
<b>Made 12 or more field goals:</b>	South Carolina: Laimonas Chatkevicius (15), vs. High Point, March 15, 2016, in Columbia, S.C. Opponent: Michael Frazier II (12), Florida, March 4, 2014 in Columbia, S.C.
<b>Made 10 or more field goals:</b>	South Carolina: PJ Dozier (10), vs. Clemson, Dec. 21, 2016, in Columbia, S.C. Opponent: Wes Clark (10), Missouri, Jan. 16, 2016, in Columbia, S.C.
<b>Attempted 20 or more field goals:</b>	South Carolina: PJ Dozier (22), vs. Clemson, Dec. 21, 2016, in Columbia, S.C. Opponent: Jamal Murray (21), Kentucky, Feb. 13, 2016, in Columbia, S.C.
<b>Attempted 25 or more field goals:</b>	South Carolina: Devan Downey, 25, at Kentucky, Feb. 25, 2010 in Lexington, Ky. Opponent: Kemmy Burgess (Alaska-Anchorage), 26, Nov. 24, 2005 in Anchorage, Alaska
<b>Dished 10 or more assists:</b>	South Carolina: Devan Downey, 11, vs. LSU, March 13, 2008 in Atlanta, Ga. Opponent: 11, Jabril Durham, Arkansas, March 5, 2016 in Fayetteville, Ark.
<b>Swiped 5 or more steals:</b>	South Carolina: PJ Dozier, 5 vs. Francis Marion, Dec. 30, 2015 in Columbia, S.C. Opponent: 5, Allen Payne, Auburn, Feb. 26, 2014 in Auburn, Ala.
<b>Blocked 5 or more shots:</b>	South Carolina: Chris Silva, 5, vs. FIU, Dec. 4, 2016 in Columbia, S.C. Opponent: Avry Holmes (5), Clemson, Dec. 18, 2015 in Greenville, S.C.
<b>Made 5 or more 3-point field goals:</b>	South Carolina: Rakym Felder (5), vs. Lander, Dec. 27, 2016, in Columbia, S.C. Opponent: Jahmal McMurray (5), USF, Dec. 17, 2016, in Tampa, Fla.
<b>Attempted 8 or more 3-point field goals:</b>	South Carolina: Duane Notice (10), vs. FIU, Dec. 4, 2016, in Columbia, S.C. Opponent: JR Washington (9), Lander, Dec. 27, 2016, in Columbia, S.C.
<b>Made 10 or more free throws:</b>	South Carolina: Michael Carrera (11), Kentucky, Feb. 13, 2016, in Columbia, S.C. Opponent: Dedric Lawson (11) and Markel Crawford (10), Memphis, Dec. 30, 2015, in Memphis, Tenn.
<b>Attempted 15 or more free throws:</b>	South Carolina: Michael Carrera (15), vs. Kentucky, Feb. 13, 2016, in Columbia, S.C. Opponent: Ryan Rosburg (17), at Tennessee, Feb. 16, 2016 in Columbia, Mo.
<b>Played all 40 minutes of regulation:</b>	South Carolina: Duane Notice, vs. Texas A&M, Feb. 21, 2015 in Columbia, S.C. Opponent: Frank Sullivan, Auburn, Jan. 12, 2013 in Columbia, S.C.
<b>A player hit a last-second shot (within 3 seconds) to win a game:</b>	South Carolina: PJ Dozier (Buzzer Beater), vs. Monmouth, Nov. 15, 2016, in Columbia, S.C. Opponent: JJ Frazier (Free Throws), Georgia, March 11, 2016 in Nashville, Tenn.
<b>A player had a double-double:</b>	South Carolina: Maik Kotsar (10 points, 11 rebounds), vs. Lander, Dec. 27, 2016, in Columbia, S.C. Opponent: Dedric Lawson (19 points, 15 rebounds), Memphis, Dec. 30, 2015, in Memphis, Tenn.
<b>Two or more players had a double-double:</b>	S. Carolina: Michael Carrera (11 points, 10 rebounds), Sindarius Thornwell (18 points, 11 rebounds), at Georgia, Feb. 2, 2016, in Athens, Ga. Opponent: Alex Oriakhi (18 points, 11 rebounds), Earnest Ross (21 points, 10 rebounds) Missouri, Jan. 22, 2013 in Columbia, Mo.
<b>A player had a triple-double:</b>	South Carolina: Sam Muldrow (16 points, 14 rebounds, 10 blocks) vs. Vanderbilt, Jan. 8, 2011 in Columbia, S.C. *** Only second triple-double in South Carolina history (Chuck Eidson (25 points, 10 rebounds, 10 assists) vs. SC State, Nov. 29, 2002 in Columbia, S.C. Opponent: Daniel Hackett (Southern California - 22 points, 10 rebounds, 10 assists), Nov. 17, 2007 in Columbia, S.C.
<b>Scored 30 or more points in back-to-back games:</b>	South Carolina: Devan Downey, 30 vs. Kentucky, Jan. 26, 2010 in Columbia, S.C. 33 vs. Georgia, Jan. 30, 2010, in Columbia, S.C.
<b>Scored 25 or more points in back-to-back games:</b>	South Carolina: Devan Downey, 33 vs. Georgia, Jan. 30, 2010, in Columbia, S.C. 26 at Tennessee, Feb. 6, 2010 in Knoxville, Tenn.

**A TEAM ...**

<b>Scored 100 or more points:</b>	South Carolina: 103 vs. The Citadel, Nov. 12, 2007 in Columbia, S.C. Opponent: 107, Vanderbilt, Feb. 17, 1996 in Nashville, Tenn.
<b>Scored 50 points or less:</b>	South Carolina: 46, vs. Florida, March 4, 2014 in Columbia S.C. Opponent: 50, Vermont, Dec. 1, 2016 in Columbia, S.C.
<b>Scored 50 points in a half:</b>	South Carolina: 53 (1st half), vs. Lander, Dec. 27, 2016, in Columbia, S.C. Opponent: 52 (2nd half), Georgia Jan. 22, 2014 in Athens, Ga.
<b>Failed to score 25 points in a half:</b>	South Carolina: 23 (1st half), at Georgia, Feb. 2, 2016, in Athens, Ga. Opponent: 16 (1st half), Lander, Dec. 27, 2016, in Columbia, S.C.

<b>Collected 50 or more rebounds:</b>	South Carolina: 50, vs. Alabama, Jan. 30, 2016, in Columbia, S.C. Opponent: 52, WKU, Nov. 27, 2010 in Bowling Green, Ky.
<b>Shot 60% or better from the field:</b>	South Carolina: 60.0% (39-65), vs. High Point, March 15, 2016, in Columbia, S.C. Opponent: 69.6% (32-46) Missouri, Feb. 28, 2013 in Columbia, S.C.
<b>Shot 50% or better from the field:</b>	South Carolina: 51.5% (35-68), vs. Lander, Dec. 27, 2016, in Columbia, S.C. Opponent: 50.8% (30-59), Georgia Tech, March 21, 2016, in Columbia, S.C.
<b>Shot less than 30% from the field:</b>	South Carolina: 27.1% (16-59), vs. Texas A&M, Feb. 21, 2015 in Columbia, S.C. Opponent: 19.2% (10-52), Michigan, Nov. 23, 2016, in Columbia, S.C.
<b>Shot 50% or better from 3-point range (at least 10 attempts):</b>	South Carolina: 50.0% (12-24), vs. Holy Cross, Nov. 13, 2016, in Columbia, S.C. Opponent 54.5% (6-11), USE, Dec. 17, 2016, in Tampa, Fla.
<b>Shot 20% or less from 3-point range (at least 10 attempts):</b>	South Carolina: 14.3% (3-21), vs. Missouri, Jan. 16, 2016, in Columbia, S.C. Opponent: 7.7% (2-26), Michigan, Nov. 23, 2016 in Columbia, S.C.
<b>Dished 20 or more assists:</b>	South Carolina: 25, vs. High Point, March 15, 2016, in Columbia, S.C. Opponent: 20, Mississippi State, Feb. 27, 2016, in Starkville, Miss.
<b>Made 35 or more shots:</b>	South Carolina: 35, vs. Lander, Dec. 27, 2016, in Columbia, S.C. Opponent: 35, vs. Tennessee, March 5, 2009 in Columbia, S.C.
<b>Attempted 80 or more shots:</b>	South Carolina: 83 vs. WKU Nov. 27, 2010 in Bowling Green, Ky. Opponent: 83, LSU, Feb. 10, 1996 in Columbia, S.C.
<b>Attempted 70 or more shots:</b>	South Carolina: 72, vs. Providence, Dec. 1, 2011 in Columbia, S.C. Opponent: 71, Arkansas, Feb. 3, 2015 in Fayetteville, Ark.
<b>Made 10 or more 3-pointers:</b>	South Carolina: 10, vs. Lander, Dec. 27, 2016, in Columbia, S.C. Opponent: 11, Georgia Tech, March 21, 2016, in Columbia, S.C.
<b>Did not make a 3-pointer:</b>	South Carolina: vs. Milwaukee, Nov. 11, 2012 in Columbia, S.C. Opponent: Miss. State, Jan. 9, 2013 in Starkville, Miss.
<b>Attempted 30 or more 3-pointers:</b>	South Carolina: 31 vs. Alabama, Jan. 25, 2012 in Columbia, S.C. Opponent: 30, High Point, March 15, 2016, in Columbia, S.C.
<b>Attempted 25 or more 3-pointers:</b>	South Carolina: 25, at Memphis, Dec. 30, 2015, in Memphis, Tenn. Opponent: 26, Michigan, Nov. 23, 2016, in Columbia, S.C.
<b>Made 30 or more free throws:</b>	South Carolina: 46 vs. Memphis, Jan. 2, 2015 in Columbia, S.C. Opponent: 30, Tennessee, Jan. 23, 2016 in Knoxville, Tenn.
<b>Attempted 40 or more free throws:</b>	South Carolina: 46, vs. Alabama, Jan. 30, 2016, in Columbia, S.C. Opponent: 42, Kentucky, March 1, 2014 in Columbia, S.C.
<b>Swiped 15 or more steals:</b>	South Carolina: 15 vs. Vanderbilt, Jan. 16, 2010 in Columbia, S.C. Opponent: 15, Monmouth, Nov. 15, 2016, in Columbia, S.C.
<b>Blocked 12 or more shots:</b>	South Carolina: 12, vs. Vanderbilt, Jan. 8, 2011 in Columbia, S.C. Opponent: 12, Mississippi State, Jan. 26, 2016, in Columbia, S.C.
<b>Blocked 8 or more shots:</b>	South Carolina: 10, vs. Lander, Dec. 27, 2016, in Columbia, S.C. Opponent: 9, Georgia, March 3, 2016 in Columbia, S.C.
<b>Won by 30 or more points:</b>	South Carolina: 42, vs. SC State, Nov. 18, 2016, in Columbia, S.C. Opponent: 34, Kentucky, Feb. 14, 2015 in Lexington, Ky.
<b>Won by 20 or more points:</b>	South Carolina: 28, vs. Lander, Dec. 27, 2016, in Columbia, S.C. Opponent: 27, Kentucky, Feb. 13, 2016, in Columbia, S.C.
<b>Played a single overtime game:</b>	Win: 70-69, vs. Monmouth, Nov. 15, 2016, in Columbia, S.C. Loss: 62-54 at Georgia, Feb. 23, 2013 in Athens, Ga.
<b>Played a double overtime game:</b>	Win: 87-85 vs. WKU, Nov. 27, 2010 in Bowling Green, Ky. Loss: 98-88 vs. Louisville, Feb. 20, 1988 in Columbia, S.C.
<b>South Carolina played a No. 1 Team in the country:</b>	Win: 68-62 vs. Kentucky, Jan. 26, 2010 in Columbia, S.C. Loss: 77-43 loss at Kentucky, Feb. 14, 2015 in Lexington, Ky.
<b>South Carolina played a top-5 opponent:</b>	Win: 68-62 vs. No. 1/1 Kentucky, Jan. 26, 2010 in Columbia, S.C. Loss: 75-36 loss to No. 4/4 Florida, Jan. 30, 2013 in Gainesville, Fla.
<b>South Carolina played a top-10 opponent:</b>	Win: 81-78 at No. 8/8 Texas A&M, Feb. 6, 2016, in College Station, Texas Loss: 58-43 loss vs. Kentucky, Jan. 24, 2015 in Columbia, S.C.
<b>South Carolina played a top-25 opponent:</b>	Win: 64-50 vs. No. 18/16 Syracuse, Nov. 26, 2016, in Brooklyn, N.Y. Loss: 89-62 loss vs. No. 22/21 Kentucky, Feb. 13, 2016, in Columbia, S.C.
<b>South Carolina defeated a ranked opponent:</b>	Home: 61-46 win over No. 25/24 Michigan, Nov. 23, 2016 in Columbia, S.C. Away: 77-73 at No. 13/19 Vanderbilt, March 6, 2010 in Nashville, Tenn. Neutral: 64-50 vs. No. 18/16 Syracuse, Nov. 26, 2016 in Brooklyn, N.Y. SEC Home: Win: 72-67 win over No. 17/15 Kentucky, March 1, 2014 in Columbia, S.C.
<b>South Carolina defeated a top 10 opponent:</b>	SEC Away: 81-78 at No. 8/8 Texas A&M, Feb. 6, 2016, in College Station, Texas Non-conference away: 85-84 at No. 19/20 Baylor, Jan. 2, 2009 in Waco, Texas Home: Win: 68-62 win vs. No. 1/1 Kentucky, Jan. 26, 2010 in Columbia, S.C. Away: 81-78 at No. 8/8 Texas A&M, Feb. 6, 2016, in College Station, Texas Neutral: 64-60 vs. No. 9/9 Iowa State, Jan. 3, 2015 in Brooklyn, N.Y.
<b>A South Carolina win opened the season:</b>	Home: 85-76 win vs. La Tech on Nov. 11, 2016, in Columbia, S.C. Away: 81-63 win at Western Carolina, Nov. 12, 2005 in Cullowhee, N.C. Neutral: 74-61 win vs. Chaminade, Nov. 19, 2001 in Maui, Hawaii (Maui Invite)
<b>South Carolina opened SEC play:</b>	Home: 72-68 loss vs. Florida, Jan. 7, 2015 in Gainesville, Fla. Away: 81-69 win at Auburn, Jan. 5, 2016, in Auburn, Ala.



South Carolina Basketball  
 South Carolina Combined Team Statistics (as of Dec 30, 2016)  
 All games

RECORD:	OVERALL	HOME	AWAY	NEUTRAL
ALL GAMES	10-3	8-1	1-1	1-1
CONFERENCE	0-0	0-0	0-0	0-0
NON-CONFERENCE	10-3	8-1	1-1	1-1

##	Player	gp-gs	min	avg	Total		3-Point		F-Throw		Rebounds				pf	dq	a	to	blk	stl	pts	avg		
					fg-fga	fg%	3fg-fga	3fg%	ft-fga	ft%	off	def	tot	avg										
00	THORNWELL, Sindari	7-7	217	31.0	41-86	.477	14-29	.483	35-40	.875	14	33	47	6.7	14	0	29	19	9	11	131	18.7		
15	DOZIER, PJ	13-13	354	27.2	76-166	.458	23-52	.442	24-34	.706	11	51	62	4.8	37	1	38	27	3	31	199	15.3		
10	NOTICE, Duane	13-13	407	31.3	40-118	.339	24-78	.308	26-39	.667	9	19	28	2.2	15	0	34	25	1	11	130	10.0		
30	SILVA, Chris	13-13	243	18.7	40-70	.571	0-0	.000	37-53	.698	31	55	86	6.6	50	4	5	26	26	6	117	9.0		
21	KOTSAR, Maik	13-13	312	24.0	52-89	.584	0-0	.000	9-20	.450	32	41	73	5.6	36	0	9	13	5	12	113	8.7		
20	MCKIE, Justin	13-6	284	21.8	30-80	.375	8-34	.235	9-14	.643	11	28	39	3.0	20	0	20	9	2	11	77	5.9		
04	FELDER, Rakym	12-0	170	14.2	20-43	.465	14-27	.519	8-13	.615	3	11	14	1.2	14	0	20	17	4	7	62	5.2		
02	GRAVETT, Hassani	12-0	254	21.2	19-59	.322	7-30	.233	8-14	.571	5	20	25	2.1	23	1	23	18	1	7	53	4.4		
05	BLANTON, TeMarcus	3-0	14	4.7	3-5	.600	2-3	.667	1-2	.500	1	4	5	1.7	0	0	0	1	0	0	9	3.0		
24	KEITA, Sedee	9-0	123	13.7	8-27	.296	0-0	.000	6-8	.750	12	13	25	2.8	14	0	2	5	3	3	22	2.4		
14	TUT, Ran	7-0	45	6.4	3-9	.333	0-1	.000	0-0	.000	4	11	15	2.1	1	0	2	0	3	3	6	0.9		
12	GUEYE, Khadim	13-0	121	9.3	3-10	.300	0-0	.000	5-8	.625	6	11	17	1.3	25	0	1	5	6	1	11	0.8		
31	HOLLIMAN, Jarrell	11-0	70	6.4	2-6	.333	0-0	.000	2-2	1.000	2	6	8	0.7	12	0	2	1	1	0	6	0.5		
25	SCHMITT, Christian	4-0	6	1.5	0-1	.000	0-1	.000	0-0	.000	0	0	0	0.0	1	0	0	2	0	0	0	0.0		
13	CORCHIANI, Tommy	3-0	5	1.7	0-0	.000	0-0	.000	0-0	.000	0	1	1	0.3	3	0	0	1	0	0	0	0.0		
Team											23	23	46											
Total.....		13	2625	337-769		.438	92-255	.361	170-247	.688	164	327	491	37.8	265	6	185	174	64	103	936	72.0		
Opponents.....		13	2625	241-671		.359	59-227	.260	230-327	.703	143	291	434	33.4	247	5	102	207	31	91	771	59.3		

TEAM STATISTICS	SC	OPP	Date	Opponent	Score	Att.
SCORING	936	771	11/11/16	LOUISIANA TECH	w 85-76	13344
Points per game	72.0	59.3	^ 11/13/16	HOLY CROSS	w 81-49	9270
Scoring margin	+12.7	-	^ 11/15/16	MONMOUTH	Wot 70-69	9779
FIELD GOALS-ATT	337-769	241-671	^ 11/18/16	SC STATE	w 92-50	10159
Field goal pct	.438	.359	11/23/16	MICHIGAN	w 61-46	13051
3 POINT FG-ATT	92-255	59-227	\$ 11/26/16	vs Syracuse	w 64-50	8733
3-point FG pct	.361	.260	12/1/16	VERMONT	w 68-50	11579
3-pt FG made per game	7.1	4.5	12/4/16	FIU	w 70-54	10587
FREE THROWS-ATT	170-247	230-327	12/12/16	vs SETON HALL	L 64-67	7558
Free throw pct	.688	.703	12/17/16	at USF	w 77-66	2489
F-Throws made per game	13.1	17.7	12/21/16	CLEMSON	L 60-62	17026
REBOUNDS	491	434	12/27/16	LANDER	w 90-62	10088
Rebounds per game	37.8	33.4	12/30/16	at Memphis	L 54-70	10812
Rebounding margin	+4.4	-				
ASSISTS	185	102	^ = Brooklyn Hoops Holiday Invitational (Columbia, S.C.)			
Assists per game	14.2	7.8	\$ = Brooklyn Hoops Holiday Invitational (Brooklyn, N.Y.)			
TURNOVERS	174	207	* = Conference game			
Turnovers per game	13.4	15.9				
Turnover margin	+2.5	-				
Assist/turnover ratio	1.1	0.5				
STEALS	103	91				
Steals per game	7.9	7.0				
BLOCKS	64	31				
Blocks per game	4.9	2.4				
ATTENDANCE	104883	29592				
Home games-Avg/Game	9-11654	2-6650				
Neutral site-Avg/Game	-	2-8146				

Score by Periods	1st	2nd	OT	Totals
South Carolina	485	441	10	936
Opponents	359	403	9	771



South Carolina Basketball  
 South Carolina Team Game-by-Game Comparison (as of Jan 02, 2017)  
 All games

Opponent	1st	2nd	Score	Mar	Total FG	FG Pct	3-Pointers	3FG Pct	Free Throws	FT Pct	Rebounds	Assist	T/Over	Block	Steal	Fouls
LOUISIANA TECH	42/31	43/45	85-76	+9	30-57/24-55	.526/.436	9-18/7-20	.500/.350	16-26/21-30	.615/.700	35/29 +6	16/8	15/14	4/4	6/11	20/28
HOLY CROSS	44/32	37/17	81-49	+32	27-46/17-45	.587/.378	12-24/5-20	.500/.250	15-16/10-15	.938/.667	32/16 +16	17/12	11/9	6/0	4/3	17/16
MONMOUTH	29/22	31/38	70-69	+1	23-68/20-65	.338/.308	7-23/6-28	.304/.214	17-25/23-27	.680/.852	46/41 +5	15/10	20/18	5/4	7/15	22/24
SC STATE	50/25	42/25	92-50	+42	33-65/16-52	.508/.308	8-24/5-14	.333/.357	18-21/13-21	.857/.619	47/24 +23	17/6	13/14	9/1	6/6	17/19
MICHIGAN	33/27	28/19	61-46	+15	23-53/10-52	.434/.192	4-15/2-26	.267/.077	11-18/24-32	.611/.750	40/36 +4	10/2	13/16	6/0	5/7	24/17
Syracuse	37/26	27/24	64-50	+14	23-51/14-44	.451/.318	4-13/6-15	.308/.400	14-19/16-26	.737/.615	37/30 +7	13/9	15/17	1/2	12/6	21/19
VERMONT	43/32	25/18	68-50	+18	29-62/18-51	.468/.353	4-13/5-20	.308/.250	6-7/9-14	.857/.643	36/31 +5	18/5	13/18	3/2	11/7	15/14
FIU	36/22	34/32	70-54	+16	25-61/19-46	.410/.413	8-21/5-15	.381/.333	12-19/11-16	.632/.688	34/35 (1)	15/5	9/23	6/1	13/7	17/18
SETON HALL	34/27	30/40	64-67	(3)	22-57/19-55	.386/.345	5-16/3-12	.313/.250	15-25/26-36	.600/.722	35/49 (14)	6/6	13/17	4/2	10/6	23/18
USF	31/37	46/29	77-66	+11	27-62/21-50	.435/.420	10-25/6-11	.400/.545	13-20/18-27	.650/.667	34/41 (7)	18/5	7/17	4/2	9/3	21/18
CLEMSON	25/29	35/33	60-62	(2)	22-62/21-51	.355/.412	2-16/3-16	.125/.188	14-20/17-27	.700/.630	35/36 (1)	10/8	14/15	4/5	8/9	22/21
LANDER	53/16	37/46	90-62	+28	35-68/22-62	.515/.355	10-22/5-23	.455/.217	10-16/13-19	.625/.684	45/34 +11	18/12	12/13	10/4	6/7	16/17
Memphis	28/33	26/37	54-70	(16)	18-57/20-43	.316/.465	9-25/1-7	.360/.143	9-15/29-37	.600/.784	35/32 +3	12/14	19/16	2/4	6/4	30/18

Note: Game totals are displayed in the format TEAM/OPPONENT for each category





South Carolina Basketball  
South Carolina Category Leaders (as of Jan 02, 2017)  
All games

Points	G	Pts	Pts/G
DOZIER, PJ	13	199	15.3
THORNWELL, Sindarius	7	131	18.7
NOTICE, Duane	13	130	10.0
SILVA, Chris	13	117	9.0
KOTSAR, Maik	13	113	8.7
MCKIE, Justin	13	77	5.9
FELDER, Rakym	12	62	5.2
GRAVETT, Hassani	12	53	4.4
KEITA, Sedee	9	22	2.4
GUEYE, Khadim	13	11	0.8
BLANTON, TeMarcus	3	9	3.0
HOLLIMAN, Jarrell	11	6	0.5
TUT, Ran	7	6	0.9

FG Percentage	FG	Att	Pct
BLANTON, TeMarcus	3	5	.600
KOTSAR, Maik	52	89	.584
SILVA, Chris	40	70	.571
THORNWELL, Sindarius	41	86	.477
FELDER, Rakym	20	43	.465
DOZIER, PJ	76	166	.458
MCKIE, Justin	30	80	.375
NOTICE, Duane	40	118	.339
HOLLIMAN, Jarrell	2	6	.333
TUT, Ran	3	9	.333
GRAVETT, Hassani	19	59	.322
GUEYE, Khadim	3	10	.300

3-Point Percentage	3FG	Att	Pct
BLANTON, TeMarcus	2	3	.667
FELDER, Rakym	14	27	.519
THORNWELL, Sindarius	14	29	.483
DOZIER, PJ	23	52	.442
NOTICE, Duane	24	78	.308
MCKIE, Justin	8	34	.235
GRAVETT, Hassani	7	30	.233
TUT, Ran	0	1	.000
SCHMITT, Christian	0	1	.000

Free Throw Percent	FG	Att	Pct
HOLLIMAN, Jarrell	2	2	1.000
THORNWELL, Sindarius	35	40	.875
KEITA, Sedee	6	8	.750
DOZIER, PJ	24	34	.706
SILVA, Chris	37	53	.698
NOTICE, Duane	26	39	.667
MCKIE, Justin	9	14	.643
GUEYE, Khadim	5	8	.625
FELDER, Rakym	8	13	.615
GRAVETT, Hassani	8	14	.571
BLANTON, TeMarcus	1	2	.500
KOTSAR, Maik	9	20	.450

Scoring Average	G	Pts	Avg/G
THORNWELL, Sindarius	7	131	18.7
DOZIER, PJ	13	199	15.3
NOTICE, Duane	13	130	10.0
SILVA, Chris	13	117	9.0
KOTSAR, Maik	13	113	8.7
MCKIE, Justin	13	77	5.9
FELDER, Rakym	12	62	5.2
GRAVETT, Hassani	12	53	4.4
BLANTON, TeMarcus	3	9	3.0
KEITA, Sedee	9	22	2.4
TUT, Ran	7	6	0.9
GUEYE, Khadim	13	11	0.8

Field Goal Attempts	G	Att	Att/G
DOZIER, PJ	13	166	12.8
NOTICE, Duane	13	118	9.1
KOTSAR, Maik	13	89	6.8
THORNWELL, Sindarius	7	86	12.3
MCKIE, Justin	13	80	6.2

Field Goals Made	G	Made	Made/G
DOZIER, PJ	13	76	5.8
KOTSAR, Maik	13	52	4.0
THORNWELL, Sindarius	7	41	5.9
NOTICE, Duane	13	40	3.1
SILVA, Chris	13	40	3.1

3-Point FG Attempts	G	Att	Att/G
NOTICE, Duane	13	78	6.0
DOZIER, PJ	13	52	4.0
MCKIE, Justin	13	34	2.6
GRAVETT, Hassani	12	30	2.5
THORNWELL, Sindarius	7	29	4.1

3-Point FG Made	G	Made	Made/G
NOTICE, Duane	13	24	1.8
DOZIER, PJ	13	23	1.8
THORNWELL, Sindarius	7	14	2.0
FELDER, Rakym	12	14	1.2
MCKIE, Justin	13	8	0.6

Free Throw Attempts	G	Att	Att/G
SILVA, Chris	13	53	4.1
THORNWELL, Sindarius	7	40	5.7
NOTICE, Duane	13	39	3.0
DOZIER, PJ	13	34	2.6
KOTSAR, Maik	13	20	1.5

Free Throws Made	G	Made	Made/G
SILVA, Chris	13	37	2.8
THORNWELL, Sindarius	7	35	5.0
NOTICE, Duane	13	26	2.0
DOZIER, PJ	13	24	1.8
MCKIE, Justin	13	9	0.7
KOTSAR, Maik	13	9	0.7



South Carolina Basketball  
South Carolina Category Leaders (as of Jan 02, 2017)  
All games

Rebounds	G	Reb	Reb/G
SILVA, Chris	13	86	6.6
KOTSAR, Maik	13	73	5.6
DOZIER, PJ	13	62	4.8
THORNWELL, Sindarius	7	47	6.7
MCKIE, Justin	13	39	3.0

Rebound Average	G	Reb	Avg/G
THORNWELL, Sindarius	7	47	6.7
SILVA, Chris	13	86	6.6
KOTSAR, Maik	13	73	5.6
DOZIER, PJ	13	62	4.8
MCKIE, Justin	13	39	3.0

Offensive Rebounds	G	No.	Avg/G
KOTSAR, Maik	13	32	2.5
SILVA, Chris	13	31	2.4
THORNWELL, Sindarius	7	14	2.0
KEITA, Sedee	9	12	1.3
DOZIER, PJ	13	11	0.8
MCKIE, Justin	13	11	0.8

Defensive Rebounds	G	No.	Avg/G
SILVA, Chris	13	55	4.2
DOZIER, PJ	13	51	3.9
KOTSAR, Maik	13	41	3.2
THORNWELL, Sindarius	7	33	4.7
MCKIE, Justin	13	28	2.2

Fouls	G	No.	Per/G
SILVA, Chris	13	50	3.8
DOZIER, PJ	13	37	2.8
KOTSAR, Maik	13	36	2.8
GUEYE, Khadim	13	25	1.9
GRAVETT, Hassani	12	23	1.9

Foulsouts	G	No.
SILVA, Chris	13	4
GRAVETT, Hassani	12	1
DOZIER, PJ	13	1

Assists	G	No.	Ast/G
DOZIER, PJ	13	38	2.9
NOTICE, Duane	13	34	2.6
THORNWELL, Sindarius	7	29	4.1
GRAVETT, Hassani	12	23	1.9
FELDER, Rakym	12	20	1.7
MCKIE, Justin	13	20	1.5

Steals	G	No.	Stl/G
DOZIER, PJ	13	31	2.4
KOTSAR, Maik	13	12	0.9
NOTICE, Duane	13	11	0.8
MCKIE, Justin	13	11	0.8
THORNWELL, Sindarius	7	11	1.6

Blocked Shots	G	No.	Blk/G
SILVA, Chris	13	26	2.0
THORNWELL, Sindarius	7	9	1.3
GUEYE, Khadim	13	6	0.5
KOTSAR, Maik	13	5	0.4
FELDER, Rakym	12	4	0.3

Minutes	G	No.	Min/G
NOTICE, Duane	13	407	31.3
DOZIER, PJ	13	354	27.2
KOTSAR, Maik	13	312	24.0
MCKIE, Justin	13	284	21.8
GRAVETT, Hassani	12	254	21.2

Turnovers	G	No.	TO/G
DOZIER, PJ	13	27	2.1
SILVA, Chris	13	26	2.0
NOTICE, Duane	13	25	1.9
THORNWELL, Sindarius	7	19	2.7
GRAVETT, Hassani	12	18	1.5



South Carolina Basketball  
South Carolina Team High/Low Analysis (as of Jan 02, 2017)  
All games

South Carolina - TEAM GAME HIGHS

POINTS	92	SC STATE (11/18/16)
	90	LANDER (12/27/16)
	85	LOUISIANA TECH (11/11/16)
	81	HOLY CROSS (11/13/16)
	77	at USF (12/17/16)
FIELD GOALS MADE	35	LANDER (12/27/16)
	33	SC STATE (11/18/16)
FIELD GOAL ATTEMPTS	68	LANDER (12/27/16)
	68	MONMOUTH (11/15/16)
FIELD GOAL PERCENTAGE	.587 (27-46)	HOLY CROSS (11/13/16)
	.526 (30-57)	LOUISIANA TECH (11/11/16)
3 PT FIELD GOALS MADE	12	HOLY CROSS (11/13/16)
	10	LANDER (12/27/16)
	10	at USF (12/17/16)
3 PT FG ATTEMPTS	25	at Memphis (12/30/16)
	25	at USF (12/17/16)
3 PT FG PERCENTAGE	.500 (12-24)	HOLY CROSS (11/13/16)
	.500 (9-18)	LOUISIANA TECH (11/11/16)
FREE THROWS MADE	18	SC STATE (11/18/16)
	17	MONMOUTH (11/15/16)
FREE THROW ATTEMPTS	26	LOUISIANA TECH (11/11/16)
	25	vs SETON HALL (12/12/16)
	25	MONMOUTH (11/15/16)
FREE THROW PERCENTAGE	.938 (15-16)	HOLY CROSS (11/13/16)
	.857 (18-21)	SC STATE (11/18/16)
	.857 (6-7)	VERMONT (12/1/16)
REBOUNDS	47	SC STATE (11/18/16)
	46	MONMOUTH (11/15/16)
ASSISTS	18	LANDER (12/27/16)
	18	at USF (12/17/16)
	18	VERMONT (12/1/16)
STEALS	13	FIU (12/4/16)
	12	vs Syracuse (11/26/16)
BLOCKED SHOTS	10	LANDER (12/27/16)
	9	SC STATE (11/18/16)
TURNOVERS	20	MONMOUTH (11/15/16)
	19	at Memphis (12/30/16)
FOULS	30	at Memphis (12/30/16)
	24	MICHIGAN (11/23/16)



South Carolina Basketball  
South Carolina High/Low Analysis (as of Jan 02, 2017)  
All games

Opponent - GAME HIGHS

POINTS	76	LOUISIANA TECH (11/11/16)
	70	at Memphis (12/30/16)
	69	MONMOUTH (11/15/16)
	67	vs SETON HALL (12/12/16)
	66	at USF (12/17/16)
FIELD GOALS MADE	24	LOUISIANA TECH (11/11/16)
	22	LANDER (12/27/16)
FIELD GOAL ATTEMPTS	65	MONMOUTH (11/15/16)
	62	LANDER (12/27/16)
FIELD GOAL PERCENTAGE	.465 (20-43)	at Memphis (12/30/16)
	.436 (24-55)	LOUISIANA TECH (11/11/16)
3 PT FIELD GOALS MADE	7	LOUISIANA TECH (11/11/16)
	6	at USF (12/17/16)
	6	vs Syracuse (11/26/16)
	6	MONMOUTH (11/15/16)
3 PT FG ATTEMPTS	28	MONMOUTH (11/15/16)
	26	MICHIGAN (11/23/16)
3 PT FG PERCENTAGE	.545 (6-11)	at USF (12/17/16)
	.400 (6-15)	vs Syracuse (11/26/16)
FREE THROWS MADE	29	at Memphis (12/30/16)
	26	vs SETON HALL (12/12/16)
FREE THROW ATTEMPTS	37	at Memphis (12/30/16)
	36	vs SETON HALL (12/12/16)
FREE THROW PERCENTAGE	.852 (23-27)	MONMOUTH (11/15/16)
	.784 (29-37)	at Memphis (12/30/16)
REBOUNDS	49	vs SETON HALL (12/12/16)
	41	at USF (12/17/16)
	41	MONMOUTH (11/15/16)
ASSISTS	14	at Memphis (12/30/16)
	12	LANDER (12/27/16)
	12	HOLY CROSS (11/13/16)
STEALS	15	MONMOUTH (11/15/16)
	11	LOUISIANA TECH (11/11/16)
BLOCKED SHOTS	5	CLEMSON (12/21/16)
	4	at Memphis (12/30/16)
	4	LANDER (12/27/16)
	4	MONMOUTH (11/15/16)
	4	LOUISIANA TECH (11/11/16)
TURNOVERS	23	FIU (12/4/16)
	18	VERMONT (12/1/16)
	18	MONMOUTH (11/15/16)
FOULS	28	LOUISIANA TECH (11/11/16)
	24	MONMOUTH (11/15/16)





South Carolina Basketball  
South Carolina High/Low Analysis (as of Jan 02, 2017)  
All games

South Carolina - GAME LOWS

POINTS	54	at Memphis (12/30/16)
	60	CLEMSON (12/21/16)
	61	MICHIGAN (11/23/16)
	64	vs Syracuse (11/26/16)
	64	vs SETON HALL (12/12/16)
FIELD GOALS MADE	18	at Memphis (12/30/16)
	22	vs SETON HALL (12/12/16)
	22	CLEMSON (12/21/16)
FIELD GOAL ATTEMPTS	46	HOLY CROSS (11/13/16)
	51	vs Syracuse (11/26/16)
FIELD GOAL PERCENTAGE	.316 (18-57)	at Memphis (12/30/16)
	.338 (23-68)	MONMOUTH (11/15/16)
3 PT FIELD GOALS MADE	2	CLEMSON (12/21/16)
	4	MICHIGAN (11/23/16)
	4	vs Syracuse (11/26/16)
	4	VERMONT (12/1/16)
3 PT FG ATTEMPTS	13	vs Syracuse (11/26/16)
	13	VERMONT (12/1/16)
3 PT FG PERCENTAGE	.125 (2-16)	CLEMSON (12/21/16)
	.267 (4-15)	MICHIGAN (11/23/16)
FREE THROWS MADE	6	VERMONT (12/1/16)
	9	at Memphis (12/30/16)
FREE THROW ATTEMPTS	7	VERMONT (12/1/16)
	15	at Memphis (12/30/16)
FREE THROW PERCENTAGE	.600 (9-15)	at Memphis (12/30/16)
	.600 (15-25)	vs SETON HALL (12/12/16)
REBOUNDS	32	HOLY CROSS (11/13/16)
	34	FIU (12/4/16)
	34	at USF (12/17/16)
ASSISTS	6	vs SETON HALL (12/12/16)
	10	MICHIGAN (11/23/16)
	10	CLEMSON (12/21/16)
STEALS	4	HOLY CROSS (11/13/16)
	5	MICHIGAN (11/23/16)
BLOCKED SHOTS	1	vs Syracuse (11/26/16)
	2	at Memphis (12/30/16)
TURNOVERS	7	at USF (12/17/16)
	9	FIU (12/4/16)
FOULS	15	VERMONT (12/1/16)
	16	LANDER (12/27/16)



South Carolina Basketball  
South Carolina High/Low Analysis (as of Jan 02, 2017)  
All games

Opponent - GAME LOWS

POINTS	46	MICHIGAN (11/23/16)
	49	HOLY CROSS (11/13/16)
	50	SC STATE (11/18/16)
	50	vs Syracuse (11/26/16)
	50	VERMONT (12/1/16)
FIELD GOALS MADE	10	MICHIGAN (11/23/16)
	14	vs Syracuse (11/26/16)
FIELD GOAL ATTEMPTS	43	at Memphis (12/30/16)
	44	vs Syracuse (11/26/16)
FIELD GOAL PERCENTAGE	.192 (10-52)	MICHIGAN (11/23/16)
	.308 (16-52)	SC STATE (11/18/16)
	.308 (20-65)	MONMOUTH (11/15/16)
3 PT FIELD GOALS MADE	1	at Memphis (12/30/16)
	2	MICHIGAN (11/23/16)
3 PT FG ATTEMPTS	7	at Memphis (12/30/16)
	11	at USF (12/17/16)
3 PT FG PERCENTAGE	.077 (2-26)	MICHIGAN (11/23/16)
	.143 (1-7)	at Memphis (12/30/16)
FREE THROWS MADE	9	VERMONT (12/1/16)
	10	HOLY CROSS (11/13/16)
FREE THROW ATTEMPTS	14	VERMONT (12/1/16)
	15	HOLY CROSS (11/13/16)
FREE THROW PERCENTAGE	.615 (16-26)	vs Syracuse (11/26/16)
	.619 (13-21)	SC STATE (11/18/16)
REBOUNDS	16	HOLY CROSS (11/13/16)
	24	SC STATE (11/18/16)
ASSISTS	2	MICHIGAN (11/23/16)
	5	VERMONT (12/1/16)
	5	FIU (12/4/16)
	5	at USF (12/17/16)
STEALS	3	HOLY CROSS (11/13/16)
	3	at USF (12/17/16)
BLOCKED SHOTS	0	HOLY CROSS (11/13/16)
	0	MICHIGAN (11/23/16)
TURNOVERS	9	HOLY CROSS (11/13/16)
	13	LANDER (12/27/16)
FOULS	14	VERMONT (12/1/16)
	16	HOLY CROSS (11/13/16)



South Carolina Basketball  
South Carolina Player High/Low Analysis (as of Jan 02, 2017)  
All games

South Carolina - I N D I V I D U A L G A M E H I G H S

Points	27		NOTICE, Duane vs FIU (12/4/16)
	26		DOZIER, PJ vs Clemson (12/21/16)
	23		DOZIER, PJ at USF (12/17/16)
	23		THORNWELL, Sindarius vs Monmouth (11/15/16)
	22		THORNWELL, Sindarius vs SC State (11/18/16)
Field Goals Made	10		DOZIER, PJ vs Clemson (12/21/16)
	9		DOZIER, PJ at USF (12/17/16)
	9		DOZIER, PJ vs SETON HALL (12/12/16)
	9		NOTICE, Duane vs FIU (12/4/16)
	9		DOZIER, PJ vs Vermont (12/1/16)
Field Goal Att.	22		DOZIER, PJ vs Clemson (12/21/16)
	19		DOZIER, PJ vs SETON HALL (12/12/16)
FG Pct (min 5 made)	1.000	(7-7)	KOTSAR, Maik vs SC State (11/18/16)
	.833	(5-6)	KOTSAR, Maik at USF (12/17/16)
	.833	(5-6)	SILVA, Chris vs Vermont (12/1/16)
3-Point FG Made	6		NOTICE, Duane vs FIU (12/4/16)
	5		FELDER, Rakym vs Lander (12/27/16)
3-Point FG Att.	10		NOTICE, Duane at USF (12/17/16)
	10		NOTICE, Duane vs FIU (12/4/16)
3-Pt FG Pct (min 2 made)	1.000	(2-2)	FELDER, Rakym vs Holy Cross (11/13/16)
	.750	(3-4)	DOZIER, PJ vs Lander (12/27/16)
Free Throws Made	9		THORNWELL, Sindarius vs Syracuse (11/26/16)
	9		THORNWELL, Sindarius vs Monmouth (11/15/16)
Free Throw Att.	11		THORNWELL, Sindarius vs Monmouth (11/15/16)
	10		THORNWELL, Sindarius vs Syracuse (11/26/16)
FT Pct (min 3 made)	1.000	(6-6)	THORNWELL, Sindarius vs Holy Cross (11/13/16)
	1.000	(5-5)	SILVA, Chris vs SC State (11/18/16)
	1.000	(4-4)	GUEYE, Khadim vs SC State (11/18/16)
	1.000	(4-4)	THORNWELL, Sindarius vs SC State (11/18/16)
	1.000	(4-4)	DOZIER, PJ vs Holy Cross (11/13/16)
	1.000	(3-3)	FELDER, Rakym vs Lander (12/27/16)
Rebounds	11		KOTSAR, Maik vs Lander (12/27/16)
	11		SILVA, Chris vs Lander (12/27/16)
Assists	9		THORNWELL, Sindarius vs Vermont (12/1/16)
	6		DOZIER, PJ vs SC State (11/18/16)
	6		THORNWELL, Sindarius vs Louisiana Tech (11/11/16)
Steals	4		DOZIER, PJ vs Clemson (12/21/16)
	4		MCKIE, Justin at USF (12/17/16)
	4		KOTSAR, Maik vs FIU (12/4/16)
	4		DOZIER, PJ vs FIU (12/4/16)
Blocked Shots	5		SILVA, Chris vs FIU (12/4/16)
	4		SILVA, Chris vs SETON HALL (12/12/16)
Turnovers	6		THORNWELL, Sindarius vs Louisiana Tech (11/11/16)
	5		SILVA, Chris vs Lander (12/27/16)
Fouls	5		GRAVETT, Hassani at Memphis (12/30/16)
	5		DOZIER, PJ at Memphis (12/30/16)
	5		SILVA, Chris at Memphis (12/30/16)
	5		SILVA, Chris vs Clemson (12/21/16)
	5		SILVA, Chris vs SETON HALL (12/12/16)
	5		SILVA, Chris vs Monmouth (11/15/16)
Minutes	41		NOTICE, Duane vs Monmouth (11/15/16)
	41		THORNWELL, Sindarius vs Monmouth (11/15/16)
	37		NOTICE, Duane at USF (12/17/16)

36	NOTICE, Duane vs Clemson (12/21/16)
36	NOTICE, Duane vs SETON HALL (12/12/16)
36	NOTICE, Duane vs FIU (12/4/16)





South Carolina Basketball  
 South Carolina Opponent High/Low Analysis (as of Jan 02, 2017)  
 All games

OPPONENT INDIVIDUAL GAME HIGHS

Points	28		Crawford,Markel at Memphis (12/30/16)
	25		MCMURRAY, Jahmal at USF (12/17/16)
	21		CARRINGTON,KHADEEN vs SETON HALL (12/12/16)
	20		NOTTAGE, Eric vs FIU (12/4/16)
	19		Lawson,Dedric at Memphis (12/30/16)
Field Goals Made	9		Crawford,Markel at Memphis (12/30/16)
	8		MCMURRAY, Jahmal at USF (12/17/16)
Field Goal Att.	18		CARRINGTON,KHADEEN vs SETON HALL (12/12/16)
	17		MCMURRAY, Jahmal at USF (12/17/16)
FG Pct (min 5 made)	.833	(5-6)	Rahu Purdie vs Lander (12/27/16)
	.714	(5-7)	BRACEY, DaQuan vs Louisiana Tech (11/11/16)
3-Point FG Made	5		MCMURRAY, Jahmal at USF (12/17/16)
	3		NOTTAGE, Eric vs FIU (12/4/16)
	3		LYDON, Tyler vs Syracuse (11/26/16)
	3		EAVES,"EJ" Eric vs SC State (11/18/16)
	3		Malachi Alexander vs Holy Cross (11/13/16)
3-Point FG Att.	9		JR Washington vs Lander (12/27/16)
	9		Walton Jr., Derrick vs Michigan (11/23/16)
	9		Robinson, Justin vs Monmouth (11/15/16)
3-Pt FG Pct (min 2 made)	1.000	(2-2)	BRACEY, DaQuan vs Louisiana Tech (11/11/16)
	.750	(3-4)	NOTTAGE, Eric vs FIU (12/4/16)
Free Throws Made	11		Lawson,Dedric at Memphis (12/30/16)
	10		Crawford,Markel at Memphis (12/30/16)
Free Throw Att.	13		Lawson,Dedric at Memphis (12/30/16)
	12		Crawford,Markel at Memphis (12/30/16)
FT Pct (min 3 made)	1.000	(7-7)	Hornbeak, Je'lon vs Monmouth (11/15/16)
	1.000	(6-6)	REED, Marcquise vs Clemson (12/21/16)
	1.000	(3-3)	Martin,Jeremiah at Memphis (12/30/16)
Rebounds	15		Lawson,Dedric at Memphis (12/30/16)
	12		DELGADO,ANGEL vs SETON HALL (12/12/16)
	12		SANOGO,ISMAEL vs SETON HALL (12/12/16)
Assists	8		Lawson,Dedric at Memphis (12/30/16)
	4		Clenzo Ross vs Lander (12/27/16)
	4		Robinson, Justin vs Monmouth (11/15/16)
	4		Patrick Benzan vs Holy Cross (11/13/16)
Steals	4		Bell-Haynes, Trae vs Vermont (12/1/16)
	4		Seaborn, Micah vs Monmouth (11/15/16)
Blocked Shots	3		Chris Tate vs Lander (12/27/16)
	2		Lawson,Dedric at Memphis (12/30/16)
	2		Ibiezugbe, Sam vs Monmouth (11/15/16)
	2		SHERMAN, Omar vs Louisiana Tech (11/11/16)
Turnovers	8		Irvin, Zak vs Michigan (11/23/16)
	7		MITCHELL, Shelton vs Clemson (12/21/16)
Fouls	5		DJITTE, Sidy vs Clemson (12/21/16)
	5		Lamb, Anthony vs Vermont (12/1/16)
	5		Irvin, Zak vs Michigan (11/23/16)
	5		BOYKINS, Jacobi vs Louisiana Tech (11/11/16)
	5		BRACEY, DaQuan vs Louisiana Tech (11/11/16)