



# 2011-12 SOUTH CAROLINA BASKETBALL

## OPENING TIP

**Date:** Tuesday, January 10, 2012  
**Tipoff:** 9 p.m. ET  
**Location:** Columbia, S.C.  
**Arena:** Colonial Life Arena (18,000)  
**Series:** Series is tied at 24-24  
**Television:** ESPNU (check local listings)  
**Talent:** Dari Nowkhah (xpx), Dino Gaudio (analyst)  
**Radio:** Andy Demetra (xpx), Casey Manning (analyst)  
 Gamecock Radio Network

## GAME 16

## 2011-12 SCHEDULE

DATE	OPPONENT (TV)	TIME/RESULT
Nov. 3	Kentucky Wesleyan & (SS)	W, 69-59
Nov. 11	Western Carolina (SS)	W, 75-50
Nov. 15	at Elon (SS)	L, 58-53
<i>Continental Tire Las Vegas Invitational</i>		
Nov. 20	Tennessee State (SS)	L, 64-63
Nov. 22	Mississippi Valley State (SS)	W, 61-57
Nov. 25	No. 1 North Carolina (ESPN2)	L, 87-62
Nov. 26	Southern California (ESPN3.com)	L, 63-60
<i>Big East/SEC Challenge</i>		
Dec. 1	Providence (ESPNU)	L, 76-67
Dec. 4	at Clemson (ESPNU)	W, 58-55
Dec. 13	Presbyterian (SS)	W, 66-58
Dec. 17	No. 2 Ohio State (ESPN)	L, 66-7
Dec. 21	Southeastern Louisiana (SS)	W, 62-43
Dec. 28	Wofford (CSS)	W, 57-45
Dec. 31	USC Upstate (SS)	W, 72-66
Jan. 3	SC State	W, 79-51
Jan. 7	at Kentucky* (SECN)	L, 79-64
Jan. 10	Vanderbilt* (ESPNU)	9 p.m.
Jan. 14	Florida* (CSS)	7 p.m.
Jan. 21	at Auburn* (SECN)	1:30 p.m.
Jan. 25	Alabama* (SECN)	8 p.m.
Jan. 28	at Ole Miss* (FSN)	7 p.m.
Feb. 2	at Florida* (ESPN/ESPN2)	9 p.m.
Feb. 4	Kentucky* (ESPN/ESPN2)	6 p.m.
Feb. 8	at Tennessee* (SECN)	8 p.m.
Feb. 11	at Arkansas* (SECN)	1:30 p.m.
Feb. 15	Georgia* (CSS)	7 p.m.
Feb. 18	LSU* (SECN)	1:30 p.m.
Feb. 22	at Vanderbilt* (SECN)	8 p.m.
Feb. 25	Tennessee* (FSN)	8 p.m.
Feb. 29	Mississippi State* (SECN)	8 p.m.
March 3	at Georgia* (SECN)	1:30 p.m.
<i>SEC Tournament</i>		
March 10	First Round (SECN)	TBA
March 11	Quarterfinals (SECN)	TBA
March 12	Semifinals (ABC)	TBA
March 13	Finals (ABC)	TBA

All home games in **bold** | All times listed Eastern  
 \* indicates SEC contest | & indicates exhibition | **SS**-SportSouth | **SECN**-SEC Network | **CSS**-CharterSports SE



**SOUTH CAROLINA**  
**GAMECOCKS**  
**(8-7, 0-1 SEC)**

- VS -

**VANDERBILT**  
**COMMODORES**  
**(11-4, 1-0 SEC)**



**Ranking:** AP/Coaches (-/-)  
**Last Five:** 4-1  
**Head Coach:** Darrin Horn  
**Record at SC:** 58-49 (4th)  
**Career Rec.:** 169-97 (9th)  
**vs. VU:** 3-3  
**SID:** Emily Feeney

**Stat Leaders (per game):**  
**Points:** Cooke (12.9)  
**Rebounds:** Gill (5.2)  
**Assists:** Cooke (2.1)  
**Blocks:** Harris (2.1)  
**Steals:** Cooke (1.9)

**Ranking:** AP/Coaches (RV/RV)  
**Last Five:** 5-0  
**Head Coach:** Kevin Stallings  
**Record at VU:** 247-152 (13th)  
**Career Rec.:** 370-215 (18th)  
**vs. SC:** 12-14  
**SID:** Andy Boggs

**Stat Leaders (per game):**  
**Points:** Jenkins (20.3)  
**Rebounds:** Goulbourne (7.5)  
**Assists:** Tinsley (4.1)  
**Blocks:** Goulbourne (1.1)  
**Steals:** Taylor/Goulbourne (1.7)

## PROBABLE STARTERS (BASED ON PREVIOUS GAME)

South Carolina	Ht.	Wt.	Yr.	Hometown	PPG	RPG	MPG
G - #5, Eric Smith	5-11	210	So.	Mullins, S.C.	6.5	1.3	20.3
F - #30, Lakeem Jackson	6-5	238	Jr.	Charlotte, N.C.	5.1	3.6	22.0
F - #13, Anthony Gill	6-8	235	Fr.	Charlotte, N.C.	8.5	5.2	24.3
F - #15, Malik Cooke	6-6	215	R-Sr.	Charlotte, N.C.	12.9	4.9	30.9
F - #24, Damontre Harris	6-9	226	So.	Fayetteville, N.C.	6.0	4.9	23.7

Vanderbilt	Ht.	Wt.	Yr.	Hometown	PPG	RPG	MPG
F - #5, Lance Goulbourne	6-8	230	Sr.	Brooklyn, N.Y.	10.0	7.5	29.3
F - #44, Jeffrey Taylor	6-7	225	Sr.	Norrköping, Sweden	17.4	5.5	31.1
C - #3, Festus Ezeli	6-11	255	R-Sr.	Benin City, Nigeria	6.6	6.4	19.2
G - #1, Brad Tinsley	6-3	210	Sr.	Oregon City, Ore.	10.4	3.0	27.9
G - #23, John Jenkins	6-4	220	Jr.	Hendersonville, Tenn.	20.3	2.7	33.1

## CAROLINA QUICK HITS

- South Carolina is in its 104th season of basketball.
- The Gamecocks are led by fourth-year head coach Darrin Horn.
- The Gamecocks are in their 21st season of competition in the Southeastern Conference in 2012. Carolina owns a 127-194 (.395) all-time record in SEC play.
- Carolina is 9-11 all-time in its first SEC home contest of the season. Carolina defeated Vanderbilt in overtime 83-75 in last season's first league contest in Columbia.
- South Carolina shot just 25% in the first half, which allowed Kentucky to hold a 34-18 lead at halftime, as the second-ranked Wildcats earned a 79-64 victory in the SEC opener for both schools at Rupp Arena on Saturday. Freshman guard Damien Leonard led Carolina in scoring for the first time in his career, posting 15 points, including 12 in the second half. UK's Terrence Jones led all scorers with 20 points, while Wildcat freshman forward Anthony Davis added 12 points, 10 rebounds and seven blocks.
- South Carolina's loss at No. 2 Kentucky broke a string of three-straight victories to open the SEC season.
- Darrin Horn-led teams are 78-49 (.614) all-time in league play.
- When South Carolina played No. 2 Kentucky last Saturday it marked the third top-two opponent the Gamecocks have faced this season, as the squad had previously played then-No. 1 North Carolina and then-No. 2 Ohio State.
- Vanderbilt and South Carolina split the season series in 2011, with both teams winning on its respective home court. The Gamecocks opened SEC play with a thrilling 83-75 victory over the Commodores in Columbia, as then-senior Sam Muldrow recorded just the second triple-double in Gamecock history with 16 points, 14 rebounds and 10 blocks in that contest.
- Gamecock head coach Darrin Horn is 3-3 against Vanderbilt over the course of his career at South Carolina.
- Sophomore guard Bruce Ellington impressed in the first SEC game of his career last season vs. Vandy, posting 22 points, four assists and two steals. He hit six 3s in the contest, and earned the SEC Freshman of the Week Award for his performance.
- South Carolina ranks fifth in the SEC and among the nation's top 25 with 5.4 blocks per game. Sophomore forward Damontre Harris ranks among the top 50 with 2.1 blocks per game.
- South Carolina ranks first in the SEC in rebounding defense, as Carolina opponents collect just 31.7 rebounds per game. The Gamecocks have out-rebounded 10 of 15 opponents this season.
- In games it has won in 2011-12, South Carolina holds a +13.1 scoring margin over its opponents. To compare, in games it has lost, Gamecock opponents score 9.4 more points per game.
- The Gamecocks own a 402-342 (.540) all-time record in the month of January. South Carolina earned a 4-4 record during the month last season, including overtime victories over No. 22/24 Vanderbilt and Arkansas in SEC play.



# SOUTH CAROLINA GAMECOCKS

OVERALL: 8-7; SEC: 0-1; HOME: 7-3; AWAY: 1-2; NEUTRAL: 0-2

1		<b>BRENTON WILLIAMS</b> - So. - G - 5-11 - 172 - Kissimmee, Fla.	<table border="1"> <thead> <tr> <th>MIN</th> <th>PTS</th> <th>RBS</th> <th>AST</th> <th>FG%</th> <th>3FG%</th> <th>FT%</th> </tr> </thead> <tbody> <tr> <td>11.4</td> <td>4.7</td> <td>0.4</td> <td>0.6</td> <td>33.3</td> <td>23.1</td> <td>85.7</td> </tr> </tbody> </table>	MIN	PTS	RBS	AST	FG%	3FG%	FT%	11.4	4.7	0.4	0.6	33.3	23.1	85.7	<ul style="list-style-type: none"> <li>Junior college transfer from Santa Fe College</li> <li>Explosive in season opener versus Western Carolina, scoring 13 points on 5-of-8 field goals ... Also collected 5 steals vs. WCU</li> <li>Solid game vs. USC Upstate, playing a season high 20 minutes, mainly at the point guard position; 11 points, one assist, two turnovers</li> </ul>
MIN	PTS	RBS	AST	FG%	3FG%	FT%												
11.4	4.7	0.4	0.6	33.3	23.1	85.7												
2		<b>BRIAN RICHARDSON</b> - So. - G - 6-4 - 171 - Wilson, N.C.	<table border="1"> <thead> <tr> <th>MIN</th> <th>PTS</th> <th>RBS</th> <th>AST</th> <th>FG%</th> <th>3FG%</th> <th>FT%</th> </tr> </thead> <tbody> <tr> <td>14.3</td> <td>3.4</td> <td>1.3</td> <td>0.6</td> <td>28.2</td> <td>20.0</td> <td>66.7</td> </tr> </tbody> </table>	MIN	PTS	RBS	AST	FG%	3FG%	FT%	14.3	3.4	1.3	0.6	28.2	20.0	66.7	<ul style="list-style-type: none"> <li>Tallied a season high 12 points vs. Southern Cal on Nov. 26</li> <li>Matched career high with two steals vs. Presbyterian on Dec. 13</li> <li>Was 2-of-2 from 3-point range vs. USC Upstate for six points</li> <li>Collected one steal vs. No. 2 Kentucky</li> </ul>
MIN	PTS	RBS	AST	FG%	3FG%	FT%												
14.3	3.4	1.3	0.6	28.2	20.0	66.7												
5		<b>ERIC SMITH</b> - So. - G - 5-11 - 210 - Mullins, S.C.	<table border="1"> <thead> <tr> <th>MIN</th> <th>PTS</th> <th>RBS</th> <th>AST</th> <th>FG%</th> <th>3FG%</th> <th>FT%</th> </tr> </thead> <tbody> <tr> <td>20.3</td> <td>6.5</td> <td>1.3</td> <td>1.7</td> <td>46.8</td> <td>45.2</td> <td>41.7</td> </tr> </tbody> </table>	MIN	PTS	RBS	AST	FG%	3FG%	FT%	20.3	6.5	1.3	1.7	46.8	45.2	41.7	<ul style="list-style-type: none"> <li>Sophomore point guard who has started 12 contests in 2011-12</li> <li>Scored with 25.9 seconds on the clock, crucial shot in victory at Clemson</li> <li>Top game of the season, scored career high 18 points vs. Tenn State</li> <li>Five games with at least eight points this season, including two double-digit scoring games (vs. Tennessee State and Providence)</li> </ul>
MIN	PTS	RBS	AST	FG%	3FG%	FT%												
20.3	6.5	1.3	1.7	46.8	45.2	41.7												
13		<b>ANTHONY GILL</b> - Fr. - F - 6-8 - 235 - Charlotte, N.C.	<table border="1"> <thead> <tr> <th>MIN</th> <th>PTS</th> <th>RBS</th> <th>AST</th> <th>FG%</th> <th>3FG%</th> <th>FT%</th> </tr> </thead> <tbody> <tr> <td>24.3</td> <td>8.5</td> <td>5.2</td> <td>1.4</td> <td>50.5</td> <td>60.0</td> <td>71.4</td> </tr> </tbody> </table>	MIN	PTS	RBS	AST	FG%	3FG%	FT%	24.3	8.5	5.2	1.4	50.5	60.0	71.4	<ul style="list-style-type: none"> <li>Freshman forward who leads team with 5.2 rebounds per game</li> <li>Key contributor in win at Clemson; scoring five points in final five minutes</li> <li>Posted 11 points in the second half, collecting four rebounds vs. #2 Ohio State</li> <li>Tallied 10 points and a team high seven rebounds in first-career SEC game at No. 2 Kentucky; also 3 steals vs. Wildcats</li> </ul>
MIN	PTS	RBS	AST	FG%	3FG%	FT%												
24.3	8.5	5.2	1.4	50.5	60.0	71.4												
15		<b>MALIK COOKE</b> - R-Sr. - F - 6-6 - 215 - Charlotte, N.C.	<table border="1"> <thead> <tr> <th>MIN</th> <th>PTS</th> <th>RBS</th> <th>AST</th> <th>FG%</th> <th>3FG%</th> <th>FT%</th> </tr> </thead> <tbody> <tr> <td>30.9</td> <td>12.9</td> <td>4.9</td> <td>2.1</td> <td>44.1</td> <td>32.4</td> <td>79.2</td> </tr> </tbody> </table>	MIN	PTS	RBS	AST	FG%	3FG%	FT%	30.9	12.9	4.9	2.1	44.1	32.4	79.2	<ul style="list-style-type: none"> <li>Lone senior on the team; emerged into team leader over the summer and throughout fall practice and training</li> <li>Career high 24 pts. vs. USC Upstate; also 10 rbs. for 3rd career double-double</li> <li>Tallied 11 points, six rebounds, three assists and one steal in a career high 38 minutes at No. 2 Kentucky</li> </ul>
MIN	PTS	RBS	AST	FG%	3FG%	FT%												
30.9	12.9	4.9	2.1	44.1	32.4	79.2												
23		<b>BRUCE ELLINGTON</b> - So. - G - 5-9 - 197 - Moncks Corner, S.C.	<table border="1"> <thead> <tr> <th>MIN</th> <th>PTS</th> <th>RBS</th> <th>AST</th> <th>FG%</th> <th>3FG%</th> <th>FT%</th> </tr> </thead> <tbody> <tr> <td>23.3</td> <td>9.3</td> <td>1.6</td> <td>1.8</td> <td>35.6</td> <td>36.1</td> <td>75.0</td> </tr> </tbody> </table>	MIN	PTS	RBS	AST	FG%	3FG%	FT%	23.3	9.3	1.6	1.8	35.6	36.1	75.0	<ul style="list-style-type: none"> <li>Named to the 2011 SEC All-Freshman Team; led the Gamecocks in scoring last season with 12.8 points per game</li> <li>Returned to the hoops team for Nov. 28th practice; first game vs. Providence</li> <li>Hit winning free throws vs. Clemson with 13.0 seconds on the clock</li> <li>Missed Dec. 31 game vs. USC Upstate while at Capital One Bowl</li> </ul>
MIN	PTS	RBS	AST	FG%	3FG%	FT%												
23.3	9.3	1.6	1.8	35.6	36.1	75.0												
24		<b>DAMONTRE HARRIS</b> - So. - F - 6-9 - 226 - Fayetteville, N.C.	<table border="1"> <thead> <tr> <th>MIN</th> <th>PTS</th> <th>RBS</th> <th>BLK</th> <th>FG%</th> <th>3FG%</th> <th>FT%</th> </tr> </thead> <tbody> <tr> <td>23.7</td> <td>6.0</td> <td>4.9</td> <td>2.1</td> <td>48.6</td> <td>0.0</td> <td>78.3</td> </tr> </tbody> </table>	MIN	PTS	RBS	BLK	FG%	3FG%	FT%	23.7	6.0	4.9	2.1	48.6	0.0	78.3	<ul style="list-style-type: none"> <li>Top offensive game of the season came in 15-point effort vs. So. Cal on Nov. 26</li> <li>Tied for team lead with 10 points in win at Clemson</li> <li>Matched career high with five blocks vs. Wofford; 7 rebounds and 2 assists</li> <li>Paces South Carolina with 2.1 blocks per game</li> <li>Scored 10 points, with two blocks at No. 2 Kentucky</li> </ul>
MIN	PTS	RBS	BLK	FG%	3FG%	FT%												
23.7	6.0	4.9	2.1	48.6	0.0	78.3												
30		<b>LAKEEM JACKSON</b> - Jr. - F - 6-5 - 238 - Charlotte, N.C.	<table border="1"> <thead> <tr> <th>MIN</th> <th>PTS</th> <th>RBS</th> <th>AST</th> <th>FG%</th> <th>3FG%</th> <th>FT%</th> </tr> </thead> <tbody> <tr> <td>22.0</td> <td>5.1</td> <td>3.6</td> <td>2.0</td> <td>57.6</td> <td>0.0</td> <td>36.4</td> </tr> </tbody> </table>	MIN	PTS	RBS	AST	FG%	3FG%	FT%	22.0	5.1	3.6	2.0	57.6	0.0	36.4	<ul style="list-style-type: none"> <li>Experienced junior who saw time early at the point guard position while Ellington was competing with the football team</li> <li>Posted six points vs. #2 Ohio State</li> <li>Solid in win over Wofford; six points, four assists</li> <li>Played season high 32 min vs. SC State; 6 pts, 5 rbs, 3 assists, 2 blks, 2 steals</li> </ul>
MIN	PTS	RBS	AST	FG%	3FG%	FT%												
22.0	5.1	3.6	2.0	57.6	0.0	36.4												
32		<b>DAMIEN LEONARD</b> - Fr. - G - 6-4 - 192 - Greenville, S.C.	<table border="1"> <thead> <tr> <th>MIN</th> <th>PTS</th> <th>RBS</th> <th>AST</th> <th>FG%</th> <th>3FG%</th> <th>FT%</th> </tr> </thead> <tbody> <tr> <td>19.5</td> <td>7.5</td> <td>1.4</td> <td>0.4</td> <td>33.3</td> <td>34.1</td> <td>66.7</td> </tr> </tbody> </table>	MIN	PTS	RBS	AST	FG%	3FG%	FT%	19.5	7.5	1.4	0.4	33.3	34.1	66.7	<ul style="list-style-type: none"> <li>Top game of the season came in 16-point effort vs. MVSU, followed by a 15-point performance vs. top-ranked North Carolina</li> <li>Averaging 9.4 pts and shooting 55.6% over the course of the last five games, including 52.2% (12-23) from 3-point range</li> <li>Tallied team high 15 points, hitting three 3s at No. 2 UK, first career SEC game</li> </ul>
MIN	PTS	RBS	AST	FG%	3FG%	FT%												
19.5	7.5	1.4	0.4	33.3	34.1	66.7												
33		<b>RJ SLAWSON</b> - So. - F - 6-8 - 207 - Charleston, S.C.	<table border="1"> <thead> <tr> <th>MIN</th> <th>PTS</th> <th>RBS</th> <th>BLK</th> <th>FG%</th> <th>3FG%</th> <th>FT%</th> </tr> </thead> <tbody> <tr> <td>19.5</td> <td>6.1</td> <td>4.7</td> <td>0.9</td> <td>47.2</td> <td>39.1</td> <td>60.9</td> </tr> </tbody> </table>	MIN	PTS	RBS	BLK	FG%	3FG%	FT%	19.5	6.1	4.7	0.9	47.2	39.1	60.9	<ul style="list-style-type: none"> <li>Named to Continental Tire Las Vegas Invitational All-Tournament Team</li> <li>Collected first career double-double with 13 points and 14 rebounds vs. UNC</li> <li>10 points and 8 rebounds vs. USC Upstate; added two blocks</li> <li>Five points, six rebounds, one assist, one steal and one block at No. 2 Kentucky</li> </ul>
MIN	PTS	RBS	BLK	FG%	3FG%	FT%												
19.5	6.1	4.7	0.9	47.2	39.1	60.9												
45		<b>CARLTON GEATHERS</b> - R-Fr. - 6-10 - 250 - Georgetown, S.C.	<table border="1"> <thead> <tr> <th>MIN</th> <th>PTS</th> <th>RBS</th> <th>BLK</th> <th>FG%</th> <th>3FG%</th> <th>FT%</th> </tr> </thead> <tbody> <tr> <td>7.5</td> <td>1.1</td> <td>1.9</td> <td>0.7</td> <td>46.7</td> <td>0.0</td> <td>75.0</td> </tr> </tbody> </table>	MIN	PTS	RBS	BLK	FG%	3FG%	FT%	7.5	1.1	1.9	0.7	46.7	0.0	75.0	<ul style="list-style-type: none"> <li>Redshirt-freshman forward who will see first action of his career in 2011-12</li> <li>Has played well defensively, blocking an average of 1.0 shots per game; with season highs of three blocks vs. Mississippi Valley State and Providence</li> <li>Blocked one shot vs. #2 Ohio State</li> <li>Scored four points and collected four rebounds vs. SE La. on Dec. 21</li> </ul>
MIN	PTS	RBS	BLK	FG%	3FG%	FT%												
7.5	1.1	1.9	0.7	46.7	0.0	75.0												

## INTERVIEW POLICIES

All interview requests must be made in advance to SID Emily Feeney in the South Carolina Media Relations Office. Beginning with the start of practice in October, Feeney will release a weekly coach and player availability schedule to media no later than 9 a.m. each Monday morning during the season.

**Post-Game Interview Policy:** After each home game, the visiting coach will address the media first, followed by South Carolina head coach Darrin Horn and then South Carolina players. (Depending on deadline and during non-conference season, this may be altered on a game-by-game basis)

**Road Interview Policy:** Interviews with Coach Horn while on the road will be scheduled according to the home post-game media procedure. No player interviews are allowed until after the game once the team leaves Columbia.

All interviews are to be coordinated through the Media Relations Office. This allows the staff to arrange the interview when it best suits the student-athlete's and the reporter's schedules. Please contact the Media Relations Office in advance to make your interview requests. Media are not permitted to contact student-athletes on their own at any time.

All interviews will take place at the designated media interview site for that day as listed in the weekly availability schedule or in the Media Relations Office.

Dormitory, apartment and cell phone numbers for student-athletes will not be provided to the media. Should you need to conduct a telephone interview with a student-athlete, a call will be placed to you from the student-athlete at a mutually agreeable time.

## SOUTH CAROLINA MEDIA RELATIONS

**Emily Feeney, primary contact**

Assistant Director

cell: 803-727-3284

e-mail: efeeney@mailbox.sc.edu

**Website:** www.GamecocksOnline.com

**Facebook:** www.Facebook.com/gamecocksonline

**Twitter:** @GamecockMBB

## 2011-12 STAT COMPARISON

	SC	VANDY
Record	8-7	11-4
Conference Record	0-1	1-0
Current Streak	L1	W5
Scoring Avg.	64.3	75.3
Opponent Scoring Avg.	61.7	65.9
Scoring Margin	+2.6	+9.4
Field Goal %	.427	.464
Opponent Field Goal %	.432	.428
3-Point Field Goal %	.339	.387
Opponent 3-Point Field Goal %	.378	.332
3-Point Field Goal Made PG	6.5	9.2
3-Point Field Goal Attempts PG	19.3	23.8
Free Throw %	.692	.674
Opponent Free Throw %	.645	.649
Rebounding Avg.	33.2	35.9
Opponent Rebounding Avg.	31.7	33.6
Rebounding Margin	+1.5	+2.3
Turnovers Avg.	13.1	14.4
Opponent Turnover Avg.	14.5	14.9
Assists Avg.	10.9	13.1
Blocks Avg.	5.4	4.1
Steals Avg.	7.1	7.4

## WEEKLY MEDIA AVAILABILITY (JAN. 8-14)

SUNDAY Jan. 8	MONDAY Jan. 9	TUESDAY Jan. 10	WEDNESDAY Jan. 11	THURSDAY Jan. 12	FRIDAY Jan. 13	SATURDAY Jan. 14
No Availability	SEC Teleconf. Horn at 11:14 am ET/ Availability: 2:40 p.m., CLA	vs. Vanderbilt 9 p.m. ESPNU	No Availability	No Availability	Availability TBA	vs. Florida 9 p.m. CSS

\* All practices are closed • please contact SID Emily Feeney for all media requests

### A SOUTH CAROLINA WIN WOULD ...

- Improve the Gamecocks' all-time record to 25-24 versus Vanderbilt
- Be the 8th win at home for South Carolina this season
- Be the second-consecutive at home against Vanderbilt

### BY THE NUMBERS

**15** - Freshman shooting guard Damien Leonard led South Carolina in scoring for the first time in his career with 15 points in the loss at Kentucky on Saturday. Leonard has shot a stellar 55.6% (15-27) overall and an impressive 52.2% (12-23) from 3-point range over the course of the last five games (South Carolina is 4-1 in those contests).

**32-30** - South Carolina out-rebounded Kentucky 32-30 last Saturday, including a 16-7 advantage on the offensive glass. The Wildcats entered the contest having out-rebounded 11 of 15 opponents this season, including an average of +7.3 rebounds per game over BCS opponents (Kansas, Penn State, North Carolina and Louisville).

**59.2%** - Kentucky's 59.2% from the floor against South Carolina last Saturday marked the third-highest shooting percentage by a Gamecock opponent under the direction of Darrin Horn. Vanderbilt holds the top two spots.

**4** - South Carolina had four players reach double-figure points vs. Kentucky. It marked the third time this season that four Gamecocks have hit the mark.

**17.5** - Sophomore guard Bruce Ellington is averaging 17.5 points per game in his career (two games) against Vanderbilt. Ellington kicked off his SEC career with 22 points in an OT win over the Commodores in 2011, and followed with 13 against Vanderbilt in Nashville.

### SCOUTING VANDERBILT

Vanderbilt is led by head coach Kevin Stallings in his 13th season at the school ... The Commodores are led in scoring by junior guard John Jenkins, whose 20.3 points per game leads the SEC and ranks among the top 15 in the nation in the category ... Jenkins' 4.0 made 3-point baskets per game leads the nation ... Senior guard Jeffrey Taylor adds 17.4 points per game ... The duo of Jeffrey and Taylor are one of only two teammate who average over 15.0 points per game in the SEC (Bost/Moultre, Miss State) ... Vanderbilt ranks second in the SEC in 3-point field goal percentage (.387) ... The Commodores have surpassed the 80-point mark six times this season, and have tallied at least 95 points twice.

### VANDERBILT SERIES INFORMATION

■ The all-time series between the two schools is tied at 24-24. South Carolina holds a slight 12-10 advantage in games played in Columbia.

■ The 2011 series saw each team earn a victory on its home court, as the Gamecocks collected an 83-75 OT win to open SEC play in early January, and the Commodores once again evened the all-time series with a 64-56 win at Memorial Gym on Feb. 5, 2011.

■ South Carolina is 2-9 all-time vs. Vanderbilt when the Commodores are ranked.

### ELLINGTON SCHEDULE

■ Sophomore guard Bruce Ellington missed just the Dec. 31 men's hoops contest vs. USC Upstate, as he traveled following the Dec. 28 men's basketball contest vs. Wofford to join the Gamecock football team in Orlando for the Capital One Bowl. In the 30-13 South Carolina victory over Nebraska in the Jan. 2 bowl game, Ellington collected 73 yards on kick off returns, including a long of 45 yards. During the football season, Ellington posted 780 all purpose yards, including 106 rushing, 211 receiving and 463 yards on kick returns, and he scored two touchdowns. His first career TD came on a 61-yard rush in a Gamecock victory over Kentucky on Oct. 8.

### QUOTABLE

*Excerpt from opening statement from post-game press conference at Kentucky*

"...I don't know that you're going to hold a team [Kentucky] this talented and at the pace they play at and think you're going to keep them in the low 60s or 50s. They obviously got a few more than we wanted them to tonight. We really thought it was important to eliminate as many of their easy baskets as possible. I think when you look at the stat sheet we did a lot of those things and we accomplished that. We scored 46 points against the best defensive team in the country in the second half. So, I saw some really positive things from some individuals."

- South Carolina head coach Darrin Horn

### DISTRIBUTION IN THE NUMBERS

■ South Carolina has several players making a significant impact in several various categories entering league play. Only senior forward Malik Cooke averages double-digit points at 12.9 per game, but six others average at least 6.0 points per game. Similarly, freshman forward Anthony Gill leads the team with 5.2 rebounds per game, but three others average at least 4.7 boards per outing. Same with assists, as three have tallied at least 26 this season, led by Cooke's 31.

### TREND SETTING

*Gamecock trends under Darrin Horn ...*

■ South Carolina is 22-9 when collecting at least 10 steals in a contest.

- South Carolina collected 11 steals in its season-opening win over Western Carolina, again vs. SE Louisiana on Dec. 21 and vs. SC State on Jan. 3.

■ The Gamecocks are 23-14 when blocking at least seven shots in a game.

- The Gamecocks average 5.5 blocks per game this season; Carolina blocked a season high seven shots vs. Tennessee State, Mississippi Valley State, UNC, Providence Presbyterian, No. 2 Ohio State and most recently vs. Wofford.

## ► ASSOCIATED PRESS TOP 25

Jan. 9, 2012

Rk.	Team	Record	Pts.
1	Syracuse (60)	17-0	1,618
2	Kentucky (5)	15-1	1,558
3	North Carolina	14-2	1,476
4	Baylor	15-0	1,436
5	Ohio State	15-2	1,347
6	Michigan State	14-2	1,263
7	Indiana	15-1	1,217
8	Duke	13-2	1,186
9	Missouri	14-1	1,096
10	Kansas	12-3	1,005
11	Georgetown	13-2	990
12	UNLV	16-2	852
13	Michigan	13-3	715
14	Louisville	13-3	704
15	Murray State	16-0	628
16	Virginia	14-1	607
17	Connecticut	12-3	535
18	Kansas State	12-2	482
19	Florida	12-4	463
20	Mississippi State	13-3	362
21	Gonzaga	13-2	347
22	San Diego State	13-2	313
23	Creighton	13-2	236
24	Seton Hall	14-2	205
25	Marquette	12-4	170

**Others receiving votes:** Wisconsin 97, Alabama 40, Vanderbilt 37, West Virginia 33, New Mexico 28, Saint Mary's 18, Harvard 16, Illinois 14, Arkansas 11, Stanford 9, Saint Louis 7, Dayton 2, Iowa State 1, Wagner 1

**Dropped from rankings:** Wisconsin 18, Harvard 22

## ► ESPN/USA TODAY TOP 25

Jan. 9, 2012

Rk.	Team	Record	Pts.
1	Syracuse (30)	17-0	774
2	Kentucky (1)	15-1	742
3	North Carolina	14-2	702
4	Baylor	15-0	684
5	Ohio State	15-2	649
6	Duke	13-2	583
7	Michigan State	14-2	578
8	Indiana	15-1	552
9	Missouri	14-1	540
10	Kansas	12-3	480
11	Georgetown	13-2	425
12	UNLV	16-2	374
13	Michigan	13-3	351
14	Murray State	16-0	341
15	Louisville	13-3	321
16	Connecticut	12-3	304
17	Virginia	14-1	251
18	Kansas State	12-2	242
19	Florida	12-4	226
20	Mississippi State	13-3	181
21	Creighton	13-2	163
22	San Diego State	13-2	131
23	Gonzaga	13-2	103
24	Marquette	12-4	69
25	Harvard	13-2	58

**Others receiving votes:** Wisconsin 43, Saint Mary's 39, Seton Hall 36, Vanderbilt 33, New Mexico 25, Middle Tennessee 20, Alabama 18, West Virginia 9, Southern Miss 8, Stanford 5, Wichita State 5, Dayton 4, Illinois 4, Iowa State 1, Nevada 1



## SOUTHEASTERN CONFERENCE STANDINGS

Team	Conference	Overall
Alabama	1-0	12-3
Arkansas	1-0	12-3
Kentucky	1-0	15-1
LSU	1-0	11-4
Tennessee	1-0	8-7
Vanderbilt	1-0	11-4
Auburn	0-1	10-5
Florida	0-1	12-4
Georgia	0-1	9-6
Ole Miss	0-1	10-5
Mississippi State	0-1	13-3
South Carolina	0-1	8-7

## COACHES TELECONFERENCE

The weekly SEC men's basketball coaches teleconference is scheduled for every Monday Jan. 4 - March 5.

The 12 Southeastern Conference men's head basketball coaches will be featured from 10:00 - 11:17 a.m. (CT).

Media representatives wishing to participate in the teleconference should contact the SEC Media Relations Department for further details. Each coach will appear on the teleconference for seven minutes, according to the following schedule:

### Order of Appearance (All Times Central)

10:00 a.m. Kevin Stallings, Vanderbilt

10:07 a.m. Billy Donovan, Florida

**10:14 a.m. Darrin Horn, South Carolina**

10:21 a.m. Mark Fox, Georgia

10:28 a.m. Trent Johnson, LSU

10:35 a.m. John Calipari, Kentucky

10:42 a.m. Cuonzo Martin, Tennessee

10:49 a.m. Mike Anderson, Arkansas

10:56 a.m. Anthony Grant, Alabama

11:03 a.m. Tony Barbee, Auburn

11:10 a.m. Andy Kennedy, Ole Miss

11:17 a.m. Rick Stansbury, Miss. State

In addition, the SEC men's basketball teams who make it to postseason will be on a teleconference on Monday, March 15 beginning at 10:00 a.m. CT.

All SEC basketball teleconferences can be listened to on the internet at [www.secsports.com](http://www.secsports.com) starting at 1:00 p.m. CT.

## SOUTH CAROLINA BENCH PRODUCTION

GAME	SC-OPP	DIFF.	SC HIGH BENCH SCORER
Western Car.	38-16	+22	Williams (13)
at Elon	15-16	-1	Smith (6)
Tenn. State	29-22	7	Smith (18)
Miss. Val. St.	7-11	-4	Slawson (4)
vs. UNC	19-30	-11	Slawson (14)
vs. SoCal	25-4	+21	Richardson (12)
Providence	23-10	+13	Slawson (8)
at Clemson	20-16	+4	Richardson/Ellington (9)
Presbyterian	27-9	+18	Ellington (15)
Ohio State	19-11	+8	Ellington (8)
SE Louisiana	18-23	-5	Leonard (8)
Wofford	40-2	+38	Ellington (17)
USC Upstate	30-16	+14	Williams (11)
SC State	37-10	+27	Ellington/Leonard/Slawson (9)
at UK	28-11	+17	Leonard (15)
Vandy			
Florida			
at Auburn			
Alabama			
at Ole Miss			
at Florida			
UK			
at Tennessee			
at Arkansas			
Georgia			
LSU			
at Vandy			
Tennessee			
Miss. State			
at Georgia			

## SPECIALTY STATS

(PP) points in paint; (OT) points off turnovers; (2nd) second chance points; (FB) fast break points

(South Carolina-Opponent)

GAME	PP	OT	2ND	FB
Western Car.	46-18	22-15	20-9	19-10
at Elon	26-10	8-2	10-7	6-0
Tenn. State	24-14	15-14	9-11	11-6
Miss. Val. St.	22-18	17-15	14-3	13-8
vs. UNC	20-44	8-28	16-16	0-16
vs. SoCal	24-26	12-18	9-17	2-4
Providence	36-34	14-19	21-11	4-16
at Clemson	26-22	13-9	9-8	0-4
Presbyterian	34-26	20-10	12-10	19-4
Ohio State	28-38	16-15	11-19	4-8
SE Louisiana	22-16	30-6	15-10	3-3
Wofford	18-18	11-18	8-8	2-6
USC Upstate	32-28	10-19	16-17	6-8
SC State	32-16	19-7	6-12	6-6
at UK	26-48	16-10	15-4	0-12
Vandy				
Florida				
at Auburn				
Alabama				
at Ole Miss				
at Florida				
UK				
at Tennessee				
at Arkansas				
Georgia				
LSU				
at Vandy				
Tennessee				
Miss. State				
at Georgia				
<b>SC Total</b>	<b>416</b>	<b>231</b>	<b>191</b>	<b>95</b>
<b>SC Average</b>	<b>27.7</b>	<b>15.4</b>	<b>12.7</b>	<b>6.3</b>
Opp Total	376	205	162	111
Opp Average	25.1	13.7	10.8	7.4

## UNIVERSITY INFORMATION

Location	Columbia, S.C.
Founded	1801
Enrollment	29,957
Nickname	Gamecocks
Colors	Garnet (PMS 202) and Black
National Affiliation	NCAA Division I
Conference	Southeastern (SEC)
Athletics Web Address	www.GamecocksOnline.com
University Web Address	www.sc.edu
President	Dr. Harris Pastides
NCAA Representative	Dr. Zach Kelehear
Athletics Director	Eric Hyman
Basketball Administrator/Executive Associate AD	Kevin O'Connell

## BASKETBALL STAFF/INFORMATION

Head Coach	Darrin Horn
Alma Mater	Western Kentucky, '95
Record At South Carolina/Seasons	58-49 (.542), 21-27 SEC/4th season
Overall Record/Seasons	169-97 (.635)/9th season
Assistant Coaches	Neill Berry (Southeastern Louisiana, '03) Michael Boynton Jr. (South Carolina, '04) Cypheus Bunton (Western Kentucky, '95)
Director of Basketball Operations	Justin Phelps (Kent State, '06)
Strength & Conditioning Coach	Irele Oderinde (Western Kentucky, '03)
Athletic Trainer	Mark Rodger (Buffalo, '01)
Home Arena	Colonial Life Arena
Capacity	18,000
Arena General Manager	TBA
Press Row Phone Number	803-777-6182

## BASKETBALL HISTORY

First Year of Basketball	1908
All-Time Record	1,295-1,135-1 (.532)
Overall Postseason Record	25-18
NCAA Tournament Appearances	1971, 1972, 1973, 1974, 1989, 1997, 1998, 2004
NCAA Tournament Record	4-9
Last NCAA Tournament Appearance	2004, L vs. Memphis, 59-43
NIT Appearances	1969, 1975, 1978, 1983, 1991, 1996, 2001, 2002, 2005, 2006, 2009
NIT Record	21-9
Last NIT Appearance	2009, L vs. Davidson, 70-63
Conference Championships	1970 ACC, 1997 SEC, 2009 SEC East Co-Champs
Conference Tournament Titles	1934 SoCon, 1971 ACC

## TEAM INFORMATION

2010-11 Record	14-16
Southeastern Conference Record/Finish	5-11/6th SEC East
Postseason	NA
Letterwinners Returning/Lost	7/4
Starters Returning/Lost	4/1
Newcomers	3
Roster Breakdown	1 senior, 1 junior, 6 sophomores, 3 freshmen
Returning Scoring	1,285 of 2,027 (63.3%)
Returning Field Goals	468 of 741 (63.1%)
Returning Rebounding	720 of 1,144 (69.0%)
Returning Assists	259 of 327 (79.2%)
Returning Minutes	4,128 of 6,100 (67.6%)

## MEDIA RELATIONS

Asst. Media Relations Director/Men's Basketball Contact	Emily Feeney
Feeney's email	efeeney@mailbox.sc.edu
Feeney's office phone	803-777-7743
Website	GamecocksOnline.com

## 2011-12 SOUTH CAROLINA ROSTER

No.	Name	Pos.	Ht.	Wt.	Cl.	Exp.	Hometown (High/Last School)
1	Brenton Williams	G	5-11	172	SO	JC	Kissimmee, Fla. (Osceola High School)
2	Brian Richardson	G	6-4	171	SO	1VL	Wilson, N.C. (Greenfield School)
5	Eric Smith	G	5-11	210	SO	1VL	Mullins, S.C. (Christ School)
12	Shane Phillips*	G	5-10	170	JR	HS	Wheeling, W. Va. (Wheeling Central)
13	Anthony Gill	F	6-8	235	FR	HS	Charlotte, N.C. (Charlotte Christian School)
15	Malik Cooke	F	6-6	215	RS SR	3VL	Charlotte, N.C. (Christ School)
23	Bruce Ellington	G	5-9	197	SO	1VL	Moncks Corner, S.C. (Berkeley)
24	Damontre Harris	F	6-9	226	SO	1VL	Fayetteville, N.C. (Trinity Christian)
30	Lakeem Jackson	SF	6-5	238	JR	2VL	Charlotte, N.C. (Christ School)
32	Damien Leonard	G	6-4	192	FR	HS	Greenville, S.C. (J.L. Mann)
33	RJ Slawson	F	6-8	207	SO	1VL	Charleston, S.C. (Fort Dorchester)
35	Alex Irwin*	F	6-4	170	JR	HS	Richmond, Va. (Woodberry Forest)
45	Carlton Geathers	F	6-10	250	RS FR	HS	Georgetown, S.C. (Carvers Bay)

\* denotes walk-on

**Head Coach:** Darrin Horn | **Assistant Coaches:** Neill Berry, Mike Boynton Jr., Cypheus Bunton |  
**Director of Basketball Operations:** Justin Phelps | **Strength & Conditioning Coach:** Irele Oderinde |  
**Athletic Trainer:** Mark Rodger

- South Carolina is 54-14 when holding its opponents under 45% shooting from the field.
- South Carolina has held eight opponents, to under 45% shooting from the field in 2011-12.
- Carolina is 32-11 when out-rebounding its opponent.
- The Gamecocks have out-rebounded 10 of 15 opponents this season, including a 43-35 mark vs. top ranked UNC.

### SEASON NOTABLES

- Behind freshman forward Anthony Gill's 14-point performance, the Gamecocks earned a 69-59 victory over D-II powerhouse Kentucky Wesleyan in the lone exhibition of the season on Nov. 3. Senior forward Malik Cooke chipped in 11 points and sophomore forward RJ Slawson added 10, while collecting a team-best nine rebounds.
- South Carolina earned a 75-50 victory over Western Carolina in the season opener on Nov. 11. Freshman forward Anthony Gill paced Carolina with 14 points, while sophomore guard Brenton Williams impressed, scoring 13 points on 5-of-8 shooting from the floor, while collecting five steals.
- South Carolina first-year players (Gill, Leonard, Williams, Geathers) accounted for 36 points vs. Western Carolina on Nov. 11. Gill paced the group with 14 points.
- Carolina's 12 3-point field goal attempts versus Western Carolina ranked as the second-fewest in the Darrin Horn era. The Gamecocks have attempted just 12 on six occasions, with the previous time in a 74-61 win over Delaware State on Dec. 1, 2010. Under Horn, the fewest attempts by Carolina in a game is 10, which has happened three times.
- South Carolina sophomore guard Eric Smith tallied a career high 18 points in just 18 minutes vs. Tennessee State on Nov. 20. The Mullins, S.C., native hit 6-of-10 from the floor, including a stellar 5-of-7 from 3-point range. Smith's previous career high was nine points.
- Senior forward Malik Cooke paced the Gamecocks with 18 points against Mississippi Valley State on Nov. 22, including a stellar 10-of-12 mark from the free throw line. Both his free throws made and attempted were career highs for the Charlotte, N.C., native.
- South Carolina rallied from an 11-point deficit with 6:36 to go against MVSU, out-scoring the Delta Devils 22-7 over the final minutes for the win. The Gamecocks converted on six MVSU turnovers for 12 points down the stretch, using solid half-court pressure to force the giveaways.
- Sophomore forward RJ Slawson had a career night against top-ranked North Carolina on Nov. 25, posting career highs with 13 points, 14 rebounds and four blocks. It was the most rebounds in a game for South Carolina since Sam Muldrow collected 14 vs. Vanderbilt on Jan. 8, 2011.
- South Carolina concluded play in the Continental Tire Las Vegas Invitational with a 63-60 loss to Southern California on Nov. 26. Sophomore forward Damontre Harris led the Gamecocks with a career high 15 points in the contest.
- Three Gamecocks registered season highs competing in Las Vegas. Slawson's career high 13 points vs. UNC, sophomore guard Brian Richardson's season high 12 points vs. Southern Cal, and sophomore forward Damontre Harris' career high 15 points against the Trojans.
- R-senior forward Malik Cooke tallied a game-high 21 points vs. Providence on Dec. 1, just one point shy of matching his career high.
- Sophomore guard Bruce Ellington posted the winning point on two clutch free throws with 13.0 seconds on the clock, and R-senior forward Malik Cooke sealed the win with a pair of free throws with 6.7 on the clock in a 58-55 victory at Clemson on Dec. 4. Sophomore guard Eric Smith also sank a crucial jumper with 25.9 on the clock to propel the Gamecocks to their first win at Clemson since the 2003 campaign.
- South Carolina earned its second-consecutive win with a 66-58 victory over Presbyterian on Dec. 13 at Colonial Life Arena. Sophomore guard Bruce Ellington led three Gamecocks in double figures with 15 points on the night. It marked his best all-around performance since his return to the court from the football field, as Ellington also dished three assists and collected one steal.
- South Carolina used 54.2 percent shooting in the opening half to hold a 33-29 lead over No. 2 Ohio State at halftime on Dec. 17 at Colonial Life Arena, however, the Buckeyes rallied around a 20-point second-half effort from Deshaun Thomas to rally for a 74-66 win over the Gamecocks.

■ South Carolina senior forward Malik Cooke battled through an eye injury versus No. 2 Ohio State to match a then-season high with 21 points, including an impressive 9-of-10 effort from the charity stripe in the contest. Despite only playing 13 minutes in the second half due to lengthy breaks to tend to a cut above his eye, Cooke matched freshman forward Anthony Gill for a team-best 11 points in the set, including a 7-of-8 performance from the free throw line.

■ Senior forward Malik Cooke and freshman forward Anthony Gill led the Gamecocks with 14 points each in a 62-43 win over SE Louisiana on Dec. 21 in the final game before the break for the holiday. Cooke also posted team highs with three assists, two blocks and four steals.

■ SE Louisiana's 26 turnovers on Dec. 21 marked the second-most by a Gamecock opponent under the direction of Darrin Horn. The most opponent giveaways under Horn was 34 by NC Central on Dec. 16, 2008. It also marked a South Carolina opponent record for turnovers in a contest.

■ Paced by Bruce Ellington's season high 17 points and Damien Leonards 14 points in 16 minutes, South Carolina earned a 57-45 victory over intrastate rival Wofford on Dec. 28 at Colonial Life Arena in the first game following the break for the holiday. South Carolina hit a season high 11 3s in the contest, including five by Ellington and four from Leonard.

■ Sophomore forward Damontre Harris matched his career high with five blocks vs. Wofford. At the time, his season total of 26 blocks in 12 games (2.2 per game) matches his total from last season, which he posted in 29 games (0.9 per game).

■ Paced by Malik Cooke's double-double and career high 24 points, the Gamecocks earned a 72-66 victory versus intrastate foe USC Upstate on Saturday. South Carolina, without Bruce Ellington in the contest as he prepared for the Capital One Bowl in Orlando, surpassed the 70-point plateau for the first time since a 75-point performance vs. Western Carolina in the season opener.

■ Sophomore guard Brenton Williams, who has played sparingly since a left knee injury on Nov. 20 vs. Tennessee State, stepped into the lineup vs. USC Upstate, playing 20 minutes and scoring 11 points vs. the Spartans. The 20 minutes for Williams marked a season high.

■ South Carolina scored a season high 79 points vs. SC State on Jan. 3, with redshirt-senior Malik Cooke and sophomore Damontre Harris leading the way with 11 points each. Four other Gamecocks registered at least eight points in the win, including sophomore RJ Slawson with nine points and a team high nine rebounds.

#### HEAD COACH DARRIN HORN

Darrin Horn is in his fourth season in Columbia with a career record of 169-97, including a 58-49 mark at South Carolina. Darrin Horn-led teams are 78-49 all-time in league play. Horn led Carolina to a 10-6 record in SEC action during his first year in Columbia, a 6-10 mark in his second and one of the youngest teams in the nation to a 5-11 mark in 2011. Horn led Carolina to one of the most celebrated seasons of its 19-year participation in the SEC during the 2009 campaign, as the squad captured the 2009 SEC Eastern Division Co-Championship and won double-digit league games for the first time since the 1998 campaign. His 2010 squad earned upset wins over No. 1 Kentucky and No. 13/19 Vanderbilt.

#### COOKE PARTICIPATES IN DECEMBER GRADUATION

University of South Carolina redshirt-senior forward Malik Cooke took part in December graduation ceremonies on Dec. 12 at Colonial Life Arena, earning his degree in sociology. Cooke, a native of Charlotte, N.C., joins a list of student-athletes with academic success under head coach Darrin Horn, as every player who has completed his eligibility under Horn, both at South Carolina and Western Kentucky, has earned his degree.

#### NON-CONFERENCE SCHEDULE

Contests against at least five teams that competed in the 2011 NCAA Tournament highlight the 2011-12 South Carolina men's basketball non-conference schedule. South Carolina will host 11 non-conference contests at Colonial Life Arena, including one exhibition, the first two rounds of the Las Vegas Invitational, Providence in the Big East/SEC Challenge and Big Ten powerhouse Ohio State. The Gamecocks will face at least six teams that compiled 18 or more wins last season, including North Carolina, Southern California or UNLV, Clemson, Ohio State and Wofford, which all advanced to the NCAA Tournament. South Carolina is slated to face five BCS schools during the coming non-conference portion of the schedule.

#### HORN VS. RANKED OPPONENTS

■ Following South Carolina's loss to second-ranked Kentucky on Jan. 7, 2012, South Carolina head coach Darrin Horn holds a 7-20 overall record in his career against ranked opponents. Horn is 6-16 in games against ranked opponents at the helm of the Gamecock program. His victory over Drake and loss to UCLA both came during Western Kentucky's Sweet 16 run in the NCAA Tournament during the 2007-08 season.

Opponent	Date	Result
No. 1 Florida	Nov. 24, 2006	L, 68-101
No. 14 Gonzaga	Nov. 22, 2007	L, 71-74
No. 11 Tennessee	Dec. 15, 2007	L, 82-88
No. 14 Drake	March 21, 2008	W, 101-99
No. 3 UCLA	March 27, 2008	L, 78-88
No. 20 Clemson	Dec. 30, 2008	L, 87-98
No. 19 Baylor	Jan. 2, 2009	W, 85-84
No. 24 Tennessee	Jan. 17, 2009	L, 79-82
No. 24 Florida	Jan. 21, 2009	W, 70-69
No. 24 Kentucky	Jan. 31, 2009	W, 78-77
No. 18 Clemson	Dec. 6, 2009	L, 72-61
No. 22 Ole Miss	Jan. 20, 2010	L, 57-66
No. 1 Kentucky	Jan. 26, 2010	W, 68-62
No. 14 Tennessee	Feb. 6, 2010	L, 53-79
No. 20/18 Tennessee	Feb. 20, 2010	L, 55-63
No. 2 Kentucky	Feb. 25, 2010	L, 61-82
No. 13/19 Vanderbilt	March 6, 2010	W, 77-73
No. 2/2 Michigan State	Nov. 16, 2010	L, 73-82
No. 2/2 Ohio State	Dec. 18, 2010	L, 57-79
No. 22/24 Vanderbilt	Jan. 8, 2011	W, 83-75 (OT)
No. 12/12 Kentucky	Jan. 22, 2011	L, 58-67
No. 23/24 Vanderbilt	Feb. 5, 2011	L, 60-78
No. 17/19 Florida	Feb. 9, 2011	L, 60-79
No. 22/22 Kentucky	Feb. 19, 2011	L, 59-90
No. 1/1 North Carolina	Nov. 25, 2011	L, 62-87
No. 2/2 Ohio State	Dec. 17, 2011	L, 74-66
No. 2/2 Kentucky	Jan. 7, 2012	L, 79-64
<b>Totals</b>		<b>7-20</b>

#### 2012 SEC TOURNAMENT

The 2012 SEC Tournament returns to New Orleans, La., next spring, marking the third time the city has hosted the event. It will be the first time the tournament will be held at the New Orleans Arena. The SEC Basketball Tournament semifinals and championship game will be televised nationally on ABC, while the first two rounds of the event will be televised on the SEC Network.

#### SEC DIVISIONAL PLAY

Starting with the 2011-12 season, this year marks the first time there will not be an East/West Division champion since the conference split into two divisions in 1992. The regular season standings will be listed from one through 12. This season the schedule will still reflect the divisions of years past, as South Carolina will still play the five schools who were also in the East - Florida, Georgia, Kentucky, Tennessee and Vanderbilt - twice, while playing the former West schools - Alabama, Arkansas, Auburn, LSU, Ole Miss and Mississippi State - once during the regular season.

#### HAUGHTON SIGNS WITH GAMECOCKS

South Carolina head men's basketball coach Darrin Horn announced on Nov. 9 the signing of Tyrone Haughton to a National Letter of Intent to attend South Carolina and join the men's basketball squad beginning with the 2012-13 season. Below is his bio information:

#### **Tyrone Haughton - 6-10 - 195 - Miami, Fla. - Dr. Michael M. Krop High School**

Solid under the basket, physical presence defensively ... Excellent shot blocker and rebounder ... Rated the No. 24 center according to ESPN.com ... Averaged 11 points, 12 rebounds and six blocks per game as a junior for coach Shakey Rodriguez at Dr. Krop High School, a Florida high school basketball powerhouse ... Shot 62 percent from the field as a junior ... Named an All-Miami City honoree following 2010-11 campaign ... Chose South Carolina over UCONN, Alabama and Virginia Tech among others.

# LAST SEASON VS. VANDERBILT

## GAME 14 - SOUTH CAROLINA 83 - VANDERBILT 75 COLUMBIA, S.C. - JAN. 8, 2011

COLUMBIA, S.C. - South Carolina was up eight and as the final seconds ticked away, Vanderbilt went up for what appeared to be a meaningless layup.

But the Gamecocks' Sam Muldrow leaped up, got his fingertips on the ball, and ended up in his school's record books, getting just the second triple-double in South Carolina's history in an 83-75 win over the No. 22 Commodores on Saturday.

Muldrow owned overtime, getting five points, including a crucial 3, and four blocks in the extra period.

"Triple-double the hard way, in blocks. It's just unbelievable--great game," Gamecocks coach Darrin Horn said. "Keep in mind he did that picking up his fourth foul, I think, with 4:53 on the clock."

Freshman Bruce Ellington, in his first league game, got the Gamecocks (10-4, 1-0) to overtime. He scored 12 of the Gamecocks final 15 points in regulation--burying four 3-pointers in seven minutes, including the final points of the second half that tied it at 72 with 2:09 to go.

He then gave South Carolina its first lead of the game with a layup on the first possession of overtime and his quick pass to Muldrow for an open 3 put South Carolina up 81-75 with 2:18 to go.

Ellington finished with 22 points and has scored at least 20 in five of the first 14 games of his college career.

"I just wanted to go out there and play hard and just compete and win. I was very excited. My teammates got me into the game, I was nervous at first but they just told me to stay focused," Ellington said.

The Gamecocks never led in regulation, but used a 20-9 run to come back after trailing 63-52 after Jenkins' 3-pointer with 8:42 left.

"Once we got it chipped away and got it down, with young guys, we saw the light at the end of the tunnel," Horn said.

Lakeem Jackson added 15 points and Malik Cooke had eight points and 13 rebounds for South Carolina.

John Jenkins led Vanderbilt (11-3, 0-1) with 27 points after missing the last game with a concussion. Jeffery Taylor added 14 points and Lance Goulbourne had nine points and 14 rebounds for the Commodores.

Vanderbilt jumped to an 11-point lead in the first 14 minutes of the game. But the Commodores could never put the Gamecocks away.

"Even when we were ahead, I didn't like our look. I didn't like our demeanor," Stallings said. "They played with more energy than we did. They deserved to win the game."

### Official Basketball Box Score -- Game Totals -- Final Statistics

#### Vanderbilt vs South Carolina 1/8/11 5 p.m. at

#### Vanderbilt 75 • 11-3, 0-1

#	Player	Total		3-Ptr		Rebounds			PF	TP	A	TO	Blk	Stl	Min
		FG-FGA	FG-FGA	FT-FTA	Off	Def	Tot								
44	TAYLOR, Jeffery	f	4-16	0-2	6-7	3	3	6	4	14	3	2	0	2	39
03	EZELL, Festus	c	2-7	0-0	3-6	2	2	4	5	7	0	2	1	0	21
01	TINSLEY, Brad	g	2-7	0-3	0-0	0	1	1	1	4	5	2	0	0	39
05	GOULBOURNE, Lance	g	3-7	1-3	2-3	3	11	14	2	9	3	0	0	0	38
23	JENKINS, John	g	7-13	6-10	7-7	1	4	5	1	27	1	1	0	1	41
11	FULLER, Kyle	1-2	0-0	0-1	0	0	0	0	1	2	0	1	0	1	12
33	TCHIENGANG, Steve	5-9	0-1	0-0	1	3	4	2	10	1	1	0	0	21	
45	ODOM, Rod	1-3	0-1	0-0	1	3	4	1	2	1	1	0	0	14	
Team						3	0	3							
Totals			25-64	7-20	18-24	14	27	41	17	75	14	10	1	4	225

FG % 1st Half: 13-29 44.8% 2nd half: 11-25 44.0% OT: 1-10 10.0% Game: 25-64 39.1% Deadball Rebounds 1  
3FG % 1st Half: 3-11 27.3% 2nd half: 3-5 60.0% OT: 1-4 25.0% Game: 7-20 35.0%  
FT % 1st Half: 8-10 80.0% 2nd half: 10-14 71.4% OT: 0-0 0.0% Game: 18-24 75.0%

#### South Carolina 83 • 10-4, 1-0

#	Player	Total		3-Ptr		Rebounds			PF	TP	A	TO	Blk	Stl	Min
		FG-FGA	FG-FGA	FT-FTA	Off	Def	Tot								
24	HARRIS, Damontre	f	1-1	0-0	2-2	1	2	3	3	4	1	0	1	0	17
30	JACKSON, Lakeem	f	7-13	1-1	0-0	1	2	3	0	15	3	0	0	0	40-
44	MULDROW, Sam	f	6-16	2-7	2-5	7	7	14	4	16	3	3	10	1	36
02	RICHARDSON, Brian	g	0-2	0-2	0-0	0	0	0	3	0	0	0	0	0	9
23	ELLINGTON, Bruce	g	8-21	6-12	0-1	3	4	7	2	22	4	3	0	2	38
05	SMITH, Eric	2-2	0-0	0-0	0	0	0	0	0	4	0	0	0	0	12
12	GALLOWAY, Ramon	5-14	1-5	1-2	1	3	4	2	12	3	1	0	0	35	
15	COOKE, Malik	3-5	0-0	2-2	5	8	13	2	8	1	1	1	1	35	
33	SLAWSON, RJ	1-1	0-0	0-0	0	0	0	1	2	0	1	0	0	3	
Team					1	3	4								
Totals			33-75	10-27	7-12	19	29	48	17	83	12	9	12	4	225

FG % 1st Half: 13-29 44.8% 2nd half: 16-37 43.2% OT: 4-9 44.4% Game: 33-75 44.0% Deadball Rebounds 1,1  
3FG % 1st Half: 2-8 25.0% 2nd half: 7-15 46.7% OT: 1-4 25.0% Game: 10-27 37.0%  
FT % 1st Half: 2-3 66.7% 2nd half: 3-4 75.0% OT: 2-5 40.0% Game: 7-12 58.3%

Officials: Mike Stuart, Bruce Benedict, Mike Thibodeaux  
Technical fouls: Vanderbilt-None. South Carolina-None.  
Attendance: 10439  
2011 SEC Opener

Score by periods	1st	2nd	OT	Total
Vanderbilt	37	35	3	75
South Carolina	30	42	11	83

Last FG - VU OT-02:51, SC OT-00:16.  
Largest lead - VU by 14 2nd-14:39, SC by 8 OT-00:16.

Score tied - 2 times.  
Lead changed - 1 time.

## GAME 20 - NO. 23/24 VANDERBILT 78 - SOUTH CAROLINA 60 NASHVILLE, TENN. - FEB. 5, 2011

NASHVILLE, Tenn. - Four Gamecocks hit double figures, but sharp shooting from beyond the arc led No. 24 Vanderbilt to a 78-60 victory Saturday at Memorial Gym.

Earning his second consecutive start, Ramon Galloway led the Gamecocks with 16 points and four steals before fouling out. Bruce Ellington added 13 points and big men Malik Cooke and Sam Muldrow chipped in 12 and 11 a piece, but Vanderbilt used an 11-for-20 (.550) effort from beyond the arc to help put the game away.

Both team remain in the SEC East race with identical 4-4 SEC records. The Commodores improve to 16-6 overall while the Gamecocks fall to 13-8.

Lakeem Jackson added seven assists in his second game back after injury.

The teams swapped the lead five times with four ties in the opening half. Ellington hit a jumper, and Galloway scored on a layup to pull the Gamecocks within 25-23. But Festus Ezeli scored underneath, and freshman Rod Odom hit a 3 just before the buzzer for the biggest lead of the half for either team as Vanderbilt entered the break with a 30-23 advantage.

South Carolina returns home Wednesday when the team hosts Florida at 8 p.m. The Gamecocks defeated the East-leading Gators 72-69 in Gainesville last month.

The Associated Press contributed to this report

### Official Basketball Box Score -- Game Totals -- Final Statistics

#### South Carolina vs Vanderbilt 2/05/11 12:47 p.m. at Nashville, Tenn. (Memorial Gym)

#### South Carolina 60 • 13-8, 4-4 SEC

#	Player	Total		3-Ptr		Rebounds			PF	TP	A	TO	Blk	Stl	Min
		FG-FGA	FG-FGA	FT-FTA	Off	Def	Tot								
24	HARRIS, Damontre	f	1-1	0-0	0-0	0	0	0	3	2	0	0	0	0	10
30	JACKSON, Lakeem	f	2-2	0-0	0-4	1	1	2	0	4	7	3	0	1	31
44	MULDROW, Sam	f	5-10	1-2	0-2	3	4	7	5	11	1	3	2	2	37
12	GALLOWAY, Ramon	g	7-15	2-8	0-0	1	3	4	5	16	0	4	0	4	27
23	ELLINGTON, Bruce	g	4-17	3-10	2-2	2	2	4	2	13	1	1	0	0	36
02	RICHARDSON, Brian	0-1	0-1	0-0	0	1	1	1	0	1	0	1	0	2	11
05	SMITH, Eric	0-0	0-0	2-3	0	0	0	2	2	2	0	0	0	15	
15	COOKE, Malik	4-9	0-0	4-4	3	4	7	0	12	0	2	2	3	29	
32	JEFFERSON, Johndre	0-0	0-0	0-0	0	0	0	0	0	0	1	0	0	4	
Team						3	1	4							
Totals			23-55	6-21	8-15	13	16	29	18	60	11	15	4	12	200

FG % 1st Half: 11-27 40.7% 2nd half: 12-28 42.9% Game: 23-55 41.8% Deadball Rebounds 5  
3FG % 1st Half: 1-9 11.1% 2nd half: 5-12 41.7% Game: 6-21 28.6%  
FT % 1st Half: 0-2 0.0% 2nd half: 8-13 61.5% Game: 8-15 53.3%

#### Vanderbilt 78 • 16-6, 4-4 SEC

#	Player	Total		3-Ptr		Rebounds			PF	TP	A	TO	Blk	Stl	Min
		FG-FGA	FG-FGA	FT-FTA	Off	Def	Tot								
05	GOULBOURNE, Lance	f	0-2	0-2	0-0	0	2	2	1	0	0	0	0	0	17
44	TAYLOR, Jeffery	f	5-12	4-4	3-4	7	1	8	3	17	3	4	3	1	36
03	EZELI, Festus	c	7-13	0-0	3-4	3	5	8	2	17	0	0	1	0	23
01	TINSLEY, Brad	g	4-7	2-3	3-4	0	3	3	0	13	9	2	0	1	35
23	JENKINS, John	g	6-12	2-6	4-5	1	3	4	2	18	1	3	0	0	37
10	MERIWETHER, Chris	0-0	0-0	0-0	0	0	0	0	0	0	0	0	0	0+	
11	FULLER, Kyle	0-1	0-1	0-0	1	1	2	2	0	2	3	0	0	17	
12	SMART, Jordan	0-0	0-0	0-0	0	0	0	0	0	0	0	0	0	0+	
33	TCHIENGANG, Steve	2-3	0-1	0-2	0	1	1	2	4	0	1	0	1	17	
45	ODOM, Rod	3-3	3-3	0-0	2	1	3	1	9	2	3	0	2	18	
50	DUFFY, Joe	0-0	0-0	0-0	0	0	0	0	0	0	0	0	0	0+	
Team						1	2	3							
Totals			27-53	11-20	13-19	15	19	34	13	78	17	16	4	5	200

FG % 1st Half: 12-27 44.4% 2nd half: 15-26 57.7% Game: 27-53 50.9% Deadball Rebounds 1,2  
3FG % 1st Half: 4-8 50.0% 2nd half: 7-12 58.3% Game: 11-20 55.0%  
FT % 1st Half: 2-2 100.0% 2nd half: 11-17 64.7% Game: 13-19 68.4%

Officials: Anthony Jordan, Antinio Petty, Bruce Benedict  
Technical fouls: South Carolina-None. Vanderbilt-None.  
Attendance: 14316  
Intentional Foul on SC #12 Ramon Galloway at 11:15 of 2nd

Score by periods	1st	2nd	Total
South Carolina	23	37	60
Vanderbilt	30	48	78

Last FG - SC 2nd-03:12, VU 2nd-02:01.  
Largest lead - SC by 4 1st-12:36, VU by 22 2nd-10:26.

Score tied - 4 times.  
Lead changed - 5 times.

# TV/RADIO SPOT CHART




**#1 BRENTON WILLIAMS**  
So. - G - 5-11 - 172  
Kissimmee, Fla.  
Santa Fe College



**#2 BRIAN RICHARDSON**  
So. - G - 6-4 - 171  
Wilson, N.C.  
Greenfield School




**#5 ERIC SMITH**  
So. - G - 5-11 - 210  
Mullins, S.C.  
Christ School



**#13 ANTHONY GILL**  
Fr. - F - 6-8 - 235  
Charlotte, N.C.  
Charlotte Christian



**#15 MALIK COOKE**  
R-Sr. - F - 6-6 - 215  
Charlotte, N.C.  
Nevada




**#23 BRUCE ELLINGTON**  
So. - G - 5-9 - 197  
Moncks Corner, S.C.  
Berkeley



**#24 DAMONTRE HARRIS**  
So. - F - 6-9 - 226  
Fayetteville, N.C.  
Trinity Christian




**#30 LAKEEM JACKSON**  
Jr. - F - 6-5 - 238  
Charlotte, N.C.  
Christ School



**#32 DAMIEN LEONARD**  
Fr. - G - 6-4 - 192  
Greenville, S.C.  
J.L. Mann



**#33 RJ SLAWSON**  
So. - F - 6-8 - 207  
Charleston, S.C.  
Fort Dorchester



**#45 CARLTON GEATHERS**  
R-Fr. - F - 6-10 - 250  
Georgetown, S.C.  
Carvers Bay



**DARRIN HORN**  
Head Coach



**NEILL BERRY**  
Assistant Coach



**MIKE BOYNTON JR.**  
Assistant Coach



**CYPHEUS BUNTON**  
Assistant Coach



**JUSTIN PHELPS**  
Director of Operations



## GAMECOCKS RECORD WHEN ...

At home	7-3
On the road	1-2
At neutral sites	0-2
In overtime	0-0
vs. Top 25 team	0-3
vs. Top 10 team	0-3
Leading at half	6-1
Trailing at half	2-6
Tied at half	0-0
Shooting 50% or better	3-1
Shooting between 39-49%	4-3
Shooting less than 39%	1-3
Opp. shooting 50% or better	0-3
Opp. shooting between 39-49%	3-4
Opp. shooting less than 39%	5-0
Shooting better than opp.	6-1
Shooting worse than/equal to opp.	2-7
Starters out-score opp. starters	4-0
Opp. starters score/equal more	4-7
Bench out-scores opp. bench	6-5
Opp. bench scores/equals more	2-2
Having more FTs than opp.	5-0
Having equal/less FTs than opp.	3-7
Have more TOs than opp.	1-3
Having equal/less TOs than opp.	7-4
Having more rebounds than opp.	5-5
Having equal/less rebounds than opp.	3-2
Making 6 or more 3FGs	4-6
Having 15 or more assists	1-0
Having less than 15 assists	7-7
Score more points in paint than opp.	7-3
Scoring equal/less points in paint than opp.	1-5
Scoring more points off TOs than opp.	6-4
Scoring equal/less points off TOs than opp.	2-4
Scoring more 2nd-chance points than opp.	5-3
Scoring equal/less 2nd-chance points than opp.	3-4
Scoring more fast break points than opp.	3-2
Scoring equal/less fast break points than opp.	5-5
Wearing white uniforms	7-3
Wearing Garnet uniforms	0-1
Wearing Black uniforms	1-2
Wearing Gray Uniforms	0-1
Playing on live TV	7-7
Playing in November	2-4
Playing in December	4-2
Playing in January	1-1
Playing in February	0-0
Playing in March	0-0
Playing a day-game	2-3
Playing a night-game	5-4
Playing on Sunday	1-1
Playing on a Monday	0-0
Playing on a Tuesday	3-1
Playing on a Wednesday	2-0
Playing on a Thursday	0-1
Playing on a Friday	1-1
Playing on a Saturday	1-3
Scoring margin is 5 points or less	2-3
Margin is between 6-10	1-2
Margin is between 11-20	2-1
Margin is more than 20	2-1
Scoring 59 points or less	2-1
Scoring 60-69 points	3-6
Scoring 70-79 points	3-0
Scoring 80-89 points	0-0
Scoring 90-99 points	0-0
Scoring 100+ points	0-0

## MISCELLANEOUS

Current streak	L1
Home court streak	W4
Away streak	L1
Neutral court streak	L2

## 2011-12 SUPERLATIVES

(tied for team lead also included)

Scoring Leaders	'11-12	Career
Anthony Gill	4	4
Malik Cooke	7	13*
Eric Smith	1	1
RJ Slawson	1	1
Damontre Harris	3	3
Bruce Ellington	2	12
Damien Leonard	1	1

Rebounding Leaders	'11-12	Career
Lakeem Jackson	1	16
Damontre Harris	4	5
Anthony Gill	6	6
RJ Slawson	2	3
Malik Cooke	2	12*

Assists Leaders	'11-12	Career
Lakeem Jackson	6	23
Eric Smith	2	6
Damien Leonard	1	1
Anthony Gill	1	1
Malik Cooke	6	6*
Bruce Ellington	2	20
RJ Slawson	1	1

Blocks Leaders	'11-12	Career
Damontre Harris	8	14
Anthony Gill	3	3
Malik Cooke	3	7*
Carlton Geathers	3	3
RJ Slawson	1	2
Bruce Ellington	1	1
Lakeem Jackson	1	3

Steals Leaders	'11-12	Career
Brenton Williams	1	1
Damontre Harris	3	7
Lakeem Jackson	2	14
Damien Leonard	2	2
Malik Cooke	9	22*
Anthony Gill	2	2
Brian Richardson	1	7
RJ Slawson	1	2

Double-Figure Scoring	'11-12	Career
Anthony Gill	7	7
Malik Cooke	11	26*
Brenton Williams	2	2
Lakeem Jackson	1	18
Eric Smith	2	2
Damien Leonard	4	4
RJ Slawson	2	3
Damontre Harris	4	5
Bruce Ellington	2	19

20+ points	'11-12	Career
Malik Cooke	3	4*

30+ points	'11-12	Career
-	-	-

Double-Figure Rebounding	'11-12	Career
Lakeem Jackson	1	6
Damontre Harris	1	2
RJ Slawson	1	1
Malik Cooke	1	5

5+ assists	'11-12	Career
Lakeem Jackson	1	6

3+ steals	'11-12	Career
Brenton Williams	1	1
Lakeem Jackson	1	6
Malik Cooke	4	9*
RJ Slawson	1	1
Anthony Gill	1	1

2+ blocks	'11-12	Career
Damontre Harris	8	15
Malik Cooke	5	5*
Carlton Geathers	2	2
RJ Slawson	2	2
Anthony Gill	1	1
Lakeem Jackson	1	4

Double-Doubles	'11-12	Career
RJ Slawson	1	1
Malik Cooke	1	2*

Clutch Free Throws (under 5 min/OT)		
Anthony Gill	10-13	.769
RJ Slawson	2-4	.500
Malik Cooke	20-25	.800
Damien Leonard	4-4	1.000
Damontre Harris	1-1	1.000
Bruce Ellington	3-5	.600
Shane Phillips	1-2	.500
Carlton Geathers	2-2	1.000
Totals	43-56	.768

\* indicates at South Carolina

## Miscellaneous

Largest Halftime Lead	
SC	22, SC State
Opp	16, Kentucky
Smallest Halftime Lead	
SC	4, vs. Mississippi Valley State
Opp	4, Southern California
Fewest Points In First Half	
SC	18, at Kentucky
Opp	16, SE Louisiana
Most Points In First Half	
SC	45, SC State
Opp	45, North Carolina
Most Points In Second Half	
SC	47, vs. Presbyterian
Opp	45, Ohio State, Kentucky
Fewest Points In Second Half	
SC	28, vs. Wofford
Opp	24, Elon
Largest Margin of Victory	
SC	28, vs. SC State
Opp	25, North Carolina
Smallest Margin of Victory	
SC	3, at Clemson
Opp	1, Tennessee State

## 2011-12 GAME BY GAME COMPARISON

	Date	Result	FG-A	Pct	3FG-A	Pct	FT-A	Pct	O-D-Total	PF	Pts	A	TO	Blk	Stl	Min	Half
Western Carolina			17-47	.362	6-18	.333	10-16	.625	13-16-29	17	50	10	19	4	8	200	25
South Carolina	Nov. 11	W, 75-50	30-59	.508	5-12	.417	10-17	.588	18-19-37	14	75	14	12	5	11	200	35
Elon			16-40	.400	6-16	.375	20-28	.714	8-30-38	18	58	9	14	3	1	200	34
South Carolina	Nov. 15	L, 58-53	20-64	.313	3-27	.111	10-17	.588	18-22-40	24	53	6	7	2	9	200	23
Tennessee State			21-47	.447	10-22	.455	12-21	.571	6-22-28	23	64	15	13	1	9	200	33
South Carolina	Nov. 20	L, 64-63	22-55	.400	7-26	.269	12-20	.600	12-21-33	21	63	13	16	7	5	200	19
Miss Valley State			20-49	.408	7-17	.412	10-16	.625	7-23-30	24	57	12	14	5	8	200	26
South Carolina	Nov. 22	W, 61-57	19-48	.396	6-18	.333	17-25	.680	12-24-36	17	61	9	13	7	7	200	30
North Carolina			31-67	.463	8-16	.500	17-30	.567	15-20-35	15	87	22	10	3	11	200	45
South Carolina	Nov. 25	L, 87-62	23-55	.418	9-23	.391	7-12	.583	14-29-43	25	62	12	25	7	5	200	30
Southern California			24-48	.500	7-11	.636	8-12	.667	14-14-28	13	63	7	10	1	6	200	30
South Carolina	Nov. 26	L, 63-60	22-42	.524	8-17	.471	8-8	1.000	6-12-18	16	60	10	13	4	4	200	26
Providence			24-50	.480	6-11	.545	22-27	.815	7-27-34	10	76	16	15	10	4	200	34
South Carolina	Dec. 1	L, 76-67	26-72	.361	6-30	.200	9-10	.900	20-20-40	19	67	9	13	7	9	200	27
Clemson			19-50	.380	5-18	.278	12-16	.750	11-22-33	15	55	13	11	1	3	200	35
South Carolina	Dec. 4	W, 58-55	21-50	.420	5-15	.333	11-17	.647	10-23-33	16	58	8	8	5	6	200	28
Presbyterian			21-45	.467	7-18	.389	9-13	.692	7-17-24	13	58	13	18	2	3	200	25
South Carolina	Dec. 13	W, 66-58	26-56	.464	5-11	.455	9-11	.818	12-21-33	15	66	14	13	7	7	200	19
Ohio State			27-54	.500	5-16	.313	15-20	.750	15-19-34	19	74	16	12	3	7	200	29
South Carolina	Dec. 17	L, 74-66	23-48	.479	6-15	.400	14-18	.778	7-12-19	18	66	9	15	4	3	200	33
SE Louisiana			15-43	.349	6-22	.273	7-13	.538	15-20-35	17	43	9	26	5	3	200	16
South Carolina	Dec. 21	W, 62-43	20-55	.364	6-18	.333	16-24	.667	17-17-34	18	62	9	10	4	11	200	25
Wofford			18-50	.360	5-19	.263	4-10	.400	14-20-34	13	45	10	15	1	4	200	21
South Carolina	Dec. 28	W, 57-45	20-45	.444	11-20	.550	6-10	.600	6-20-26	9	57	14	13	7	6	200	29
USC Upstate			25-63	.397	8-20	.400	8-15	.533	16-15-31	24	66	12	8	2	10	200	31
South Carolina	Dec. 31	W, 72-66	23-45	.511	4-11	.364	22-32	.688	11-26-37	18	72	9	14	6	4	200	40
SC State			18-52	.346	3-15	.200	12-23	.522	15-19-34	13	51	11	17	5	5	200	23
South Carolina	Jan. 3	W, 79-51	28-56	.500	11-23	.478	12-16	.750	10-26-36	20	79	17	13	6	11	200	45
Kentucky			29-49	.592	5-11	.455	16-22	.727	7-23-30	11	79	13	15	8	4	200	34
South Carolina	Jan. 7	L, 79-64	25-64	.391	6-22	.273	8-10	.800	16-16-32	18	64	10	12	3	8	200	18

**2011-12 RESULTS: OVERALL, 8-7; HOME, 7-3; AWAY, 1-2; NEUTRAL, 0-2; SEC, 0-1**

Date	Opponent	W/L	Score	Record	Points	Rebounds	Assists	Steals	Attendance
Nov. 11	Western Carolina	W	75-50	1-0	Gill (14)	Jackson (10)	Jackson (10)	Williams (5)	9,330 (paid)
Nov. 15	at Elon	L	58-53	1-1	Gill/Cooke (9)	Harris (10)	Leonard/Smith (2)	Harris/Jackson/Leonard (2)	1,589
Nov. 20	Tennessee State	L	64-63	1-2	Smith (18)	Harris (7)	Gill/Jackson (3)	Cooke/Leonard (2)	9,045 (paid)
Nov. 22	Miss Valley State	W	61-57	2-2	Cooke (18)	Gill (8)	Cooke (3)	Cooke (3)	6,723 (paid)
Nov. 25	vs. #1 North Carolina	L	87-62	2-3	Leonard (15)	Slawson (14)	Cooke (4)	Cooke (2)	5,567
Nov. 26	vs. Southern California	L	63-60	2-4	Harris (15)	Harris (6)	Jackson (4)	Gill (2)	1,798
Dec. 1	Providence	L	76-67	2-5	Cooke (21)	Slawson (8)	Cooke (3)	Cooke (4)	7,476 (paid)
Dec. 4	at Clemson	W	58-55	3-5	Gill/Harris (10)	Cooke (8)	Smith (3)	Cooke (4)	7,238
Dec. 13	Presbyterian	W	66-58	4-5	Ellington (15)	Gill (8)	Jackson/Ellington (3)	3 with 2	7,003 (paid)
Dec. 17	#2 Ohio State	L	74-66	4-6	Cooke (21)	Gill (4)	Cooke (3)	Cooke (2)	13,654 (paid)
Dec. 21	SE Louisiana	W	62-43	5-6	Cooke/Gill (14)	Harris (7)	Cooke (3)	Cooke (4)	7,972 (paid)
Dec. 28	Wofford	W	57-45	6-6	Ellington (17)	Gill (8)	Jackson (4)	Cooke/Harris (2)	8,152 (paid)
Dec. 31	USC Upstate	W	72-66	7-6	Cooke (24)	Cooke (10)	Cooke (3)	Harris (2)	6,876 (paid)
Jan.3	SC State	W	79-51	8-6	Cooke/Harris (11)	Slawson (9)	Jackson/Slawson (3)	Slawson (3)	6,557 (paid)
Jan. 7	at #2 Kentucky	L	79-64	8-7	Leonard (15)	Gill (7)	Ellington (4)	Gill (3)	24,219

**2011-12 STARTING LINEUPS**

Guard	Guard	Forward	Forward	Forward	2011-12	Games
Jackson	Leonard	Gill	Harris	Cooke	1-2	3
Smith	Leonard	Gill	Harris	Cooke	1-3	4
Smith	Jackson	Gill	Harris	Cooke	6-2	8



### DARRIN HORN FILE

**Born** December 24, 1972, in Glasgow, Ky.  
**High School** Bates Creek, Lexington, Ky., 1991  
**College** Western Kentucky University, 1995  
**College Athletics** Four-year letterman, All-Sun Belt Conference, Academic All-America  
**Wife** Carla (Walker)  
**Children** Caroline and Walker

### COACHING EXPERIENCE

- Western Kentucky, assistant coach, 1995-97
- Morehead State, assistant coach, 1997-99
- Marquette, assistant coach, 1999-03
- Western Kentucky, head coach, 2003-08
- **South Carolina, head coach, 2008-present**

### HEAD COACHING CAREER

#### WESTERN KENTUCKY (2003-2008)

2003-04	15-13	SBC Tournament 2nd Round
2004-05	22-9	NIT 2nd Round
2005-06	23-8	NIT 1st Round
2006-07	22-11	SBC Tournament 1st Round
2007-08	29-7	NCAA Tournament Sweet 16
<b>5 years</b>	<b>111-48 (.698)</b>	

#### SOUTH CAROLINA (2008-PRESENT)

2008-09	21-10	NIT 1st Round
2009-10	15-16	-
2010-11	14-16	-
2011-12	8-7	
<b>4 years</b>	<b>58-49 (.542)</b>	
<b>Career Total</b>	<b>169-97 (.635)</b>	

### 2008-09 (SOUTH CAROLINA)

**Record: 21-10**  
**Home: 16-3; Away: 5-6; Neutral: 0-1**  
**SEC: 1-1st East**  
**Record: 10-6 (Home: 7-1; Away: 3-5)**



11/14	Jacksonville State	W, 89-76
11/16	Winthrop	W, 86-63
11/22	USC Upstate	W, 75-53
11/25	Gardner-Webb	W, 85-70
11/28	at C.of Charleston	L, 80-82 (ot)
12/2	at Princeton	W, 84-58
12/5	Furman	W, 72-48
12/16	NC Central	W, 90-43
12/20	The Citadel	W, 80-66
12/23	Presbyterian	W, 75-56
12/30	Clemson	L, 87-98
1/2	at Baylor	W, 85-84
1/5	Wofford	W, 78-61
1/10	Auburn*	W, 68-56
1/14	at LSU*	L, 68-85
1/17	at Tennessee*	L, 79-82
1/21	Florida*	W, 70-69
1/24	Mississippi*	W, 82-71
1/28	Vanderbilt*	W, 86-76
1/31	at Kentucky*	W, 78-77
2/3	at Florida*	L, 93-97
2/7	Georgia*	W, 79-68
2/14	at Alabama*	W, 75-73
2/18	at Mississippi State*	L, 70-75
2/21	Arkansas*	W, 82-78 (ot)
2/25	Kentucky*	W, 77-59
2/28	at Vanderbilt*	L, 83-96
3/5	Tennessee*	L, 70-86
3/7	at Georgia*	W, 68-51
3/13	(1) vs. Mississippi State	L, 68-82
3/17	(2) Davidson	L, 63-70

\* SEC Conference game  
 (1) SEC Tournament, Tampa, Fla. - (2) NIT, Columbia, S.C.

### 2009-10 (SOUTH CAROLINA)

**Record: 15-16**  
**Home: 11-5; Away: 2-9; Neutral: 2-2**  
**SEC: 5th East**  
**Record: 6-10 (Home: 4-4; Away: 2-6)**



11/13	Alabama A&M	W, 88-50
11/16	Georgia Southern	W, 90-66
11/19	(1) vs. La Salle	W, 78-68
11/20	(1) vs. USF	W, 69-66
11/22	(1) vs. Miami (Fla.)	L, 70-85
11/27	Jacksonville	W, 97-93
12/2	Western Kentucky	W, 74-56
12/6	at Clemson	L, 61-72
12/16	Richmond	W, 76-58
12/19	at Wofford	L, 61-68
12/21	Furman	W, 81-57
12/30	at Boston College	L, 76-85
1/2	Baylor	L, 74-85
1/5	Longwood	W, 88-58
1/9	at Auburn*	W, 80-71
1/13	LSU*	W, 67-58
1/16	Vanderbilt*	L, 79-89
1/20	at Ole Miss*	L, 57-66
1/23	at Florida*	L, 56-58
1/26	Kentucky*	W, 68-62
1/30	Georgia*	W, 78-77
2/6	at Tennessee*	L, 53-79
2/10	Florida*	W, 77-71
2/13	at Georgia*	L, 61-66
2/17	at Arkansas*	L, 79-92
2/20	Tennessee*	L, 55-63
2/25	at Kentucky*	L, 61-82

2/27	Mississippi State*	L, 63-76
3/3	Alabama*	L, 70-79
3/6	at Vanderbilt*	W, 77-73
3/11	(2) Alabama	L, 63-68

\* SEC Conference game  
 (1) Charleston Classic, Charleston, S.C. -  
 (2) SEC Tournament, Nashville, Tenn.

### 2010-11 (SOUTH CAROLINA)

**Record: 14-16**  
**Home: 11-6; Away: 3-5; Neutral: 0-1**  
**SEC: 6th East**  
**Record: 5-11 (Home: 3-5; Away: 2-6)**



11/12	Elon	W, 94-79
11/16	at Michigan State	L, 73-82
11/19	Radford	W, 85-56
11/23	USC Upstate	W, 57-41
11/27	at WKU	W, 87-85
12/1	Delaware State	W, 74-61
12/5	Clemson	W, 64-60
12/11	Wofford	W, 64-53
12/18	at Ohio State	L, 57-79
12/22	at Furman	L, 75-91
12/29	Jacksonville State	W, 56-49
1/1	Boston College	L, 70-85
1/4	SC State	W, 91-56
1/8	Vanderbilt*	W, 83-75
1/12	at Alabama*	L, 47-57
1/15	at Florida*	W, 72-69
1/19	Arkansas*	W, 81-74
1/22	Kentucky*	L, 58-67
1/29	Auburn*	L, 64-79
2/2	at LSU*	W, 64-56
2/5	at Vanderbilt*	L, 60-78
2/9	Florida*	L, 60-79
2/12	Georgia*	L, 56-60
2/16	at Tennessee*	L, 67-73
2/19	at Kentucky*	L, 59-90
2/22	Ole Miss*	W, 79-73
2/26	at Georgia*	L, 48-64
3/3	Tennessee*	L, 69-73
3/5	at Mississippi State*	L, 58-60
3/10	(1) vs. Ole Miss	L, 55-66

\* SEC Conference game  
 (1) SEC Tournament, Atlanta, Ga.

### 2011-12 (SOUTH CAROLINA)

**Record: 8-7**  
**Home: 7-3; Away: 1-2; Neutral: 0-2**  
**SEC: -**  
**Record: 0-1**



11/11	Western Carolina	W, 75-50
11/15	at Elon	L, 53-58
11/20	Tennessee State	L, 63-64
11/22	Miss Valley State	W, 61-57
11/25	vs. North Carolina	L, 62-87
11/26	vs. Southern California	L, 60-63
12/1	Providence	L, 67-76
12/4	at Clemson	W, 58-55
12/13	Presbyterian	W, 66-58
12/17	Ohio State	L, 66-74
12/21	SE Louisiana	W, 62-43
12/28	Wofford	W, 57-45
12/31	USC Upstate	W, 72-66
1/3	SC State	W, 79-51
1/7	at Kentucky	L, 64-79

# SOUTH CAROLINA SUPERLATIVES UNDER HORN

## Most Field Goals Made

1. 36, at Florida, Feb. 3, 2009
2. 35, vs. Elon, Nov. 12, 2010
- 35, vs. Jacksonville, Nov. 27, 2009
4. 34, at Vanderbilt, Feb. 28, 2009
- 34, at Baylor, Jan. 2, 2009
- 34, vs. Jacksonville State, Nov. 14, 2008

## Most Field Goals Attempted

1. 83, at WKU, Nov. 27, 2010
- 83, vs. Baylor, Jan. 2, 2010
3. 81, at Vanderbilt, Feb. 28, 2009
4. 76, vs. Miami (Fla.), Nov. 22, 2009
- 76, vs. Mississippi State, March 13, 2009
- 76, at Kentucky, Jan. 31, 2009

## Highest Field Goal Percent

1. 58.1% (32-55), vs. Presbyterian, Dec. 23, 2008
2. 57.3% (35-61), vs. Jacksonville, Nov. 27, 2009
3. 54.2% (32-59), at Princeton, Dec. 2, 2008
4. 53.9% (34-63), at Baylor, Jan. 2, 2009
5. 53.2% (33-62), vs. SC State, Jan. 4, 2011

## Most 3-Point Field Goals Made

1. 12, at Furman, Dec. 22, 2010
2. 11, vs. SC State, Jan. 3, 2012
- 11, vs. Wofford, Dec. 28, 2011
- 11, vs. Radford, Nov. 19, 2010
- 11, at Michigan State, Nov. 16, 2010
- 11, at Arkansas, Feb. 17, 2010
- 11, vs. LSU, Jan. 13, 2010
- 11, at Auburn, Jan. 9, 2010
- 11, vs. Miami (Fla.), Nov. 22, 2009
- 11, at Florida, Feb. 3, 2009

## Most 3-Point Field Goals Attempted

1. 35, at Vanderbilt, Feb. 28, 2009
2. 34, vs. Miami (Fla.), Nov. 22, 2009
3. 33, vs. Auburn, Jan. 29, 2011
4. 32, at Tennessee, Feb. 16, 2011
- 32, at Georgia, Feb. 13, 2010
- 32, vs. LSU, Jan. 13, 2010

## Highest 3-Point Field Goal Percentage (min. 10 attempts)

1. 66.7% (8-12), at College of Charleston, Nov. 28, 2008
2. 57.1% (8-14), at Baylor, Jan. 2, 2009
3. 56.3% (9-16), vs. Elon, Nov. 12, 2010
- 56.3% (9-16), at Georgia, March 7, 2009
5. 55.0% (11-20), vs. Wofford, Dec. 28, 2011

## Most Free Throws Made

1. 32, vs. Vanderbilt, Jan. 28, 2009
2. 28, vs. Georgia Southern, Nov. 16, 2009
- 28, vs. The Citadel, Dec. 20, 2008
4. 23, vs. Alabama A&M, Nov. 13, 2009
- 23, vs. Furman, Dec. 5, 2008

## Most Free Throws Attempted

1. 49, vs. Vanderbilt, Jan. 28, 2009
2. 44, vs. Georgia Southern, Nov. 16, 2009
3. 34, vs. Furman, Dec. 5, 2008
4. 33, vs. The Citadel, Dec. 20, 2008
5. 32, vs. USC Upstate, Dec. 31, 2011
- 32, vs. Alabama A&M, Nov. 13, 2009

## Highest Free Throw Percentage (min. 10 attempts)

1. 92.3% (12-13), vs. Tennessee, March 3, 2011
2. 90.9% (20-22), vs. Ole Miss, Feb. 22, 2011
3. 84.8% (28-33), vs. The Citadel, Dec. 20, 2008
4. 82.4% (14-17), at LSU, Feb. 2, 2011
5. 80.0% (12-15), vs. Richmond, Dec. 16, 2009

## Most Offensive Rebounds

1. 23, vs. Winthrop, Nov. 16, 2008
2. 22, vs. Baylor, Jan. 2, 2010
3. 21, vs. USC Upstate, Nov. 23, 2010
- 21, vs. Radford, Nov. 19, 2010
- 21, at Michigan State, Nov. 16, 2010
- 21, vs. Richmond, Dec. 16, 2009

## Most Defensive Rebounds

1. 36, at WKU, Nov. 27, 2010
2. 34, vs. USC Upstate, Nov. 23, 2010
3. 33, vs. Gardner-Webb, Nov. 25, 2008
4. 31, vs. Georgia Southern, Nov. 16, 2009
- 31, at Georgia, March 7, 2009

## Most Total Rebounds

1. 55, vs. USC Upstate, Nov. 23, 2010
2. 53, at WKU, Nov. 27, 2010
3. 52, vs. Gardner-Webb, Nov. 25, 2008
4. 51, vs. Radford, Nov. 19, 2010
5. 48, vs. Vanderbilt, Jan. 8, 2011
- 48, vs. Winthrop, Nov. 16, 2008

## Most Personal Fouls

1. 30, at Arkansas, Feb. 17, 2010
- 30, at Florida, Feb. 3, 2009
3. 27, vs. Davidson, March 17, 2009
4. 26, vs. Auburn, Jan. 29, 2011
- 26, at Vanderbilt, Feb. 28, 2009
- 26, at LSU, Jan. 14, 2009

## Most Points

1. 97, vs. Jacksonville, Nov. 27, 2009
2. 94, vs. Elon, Nov. 12, 2010
3. 93, at Florida, Feb. 3, 2009
4. 91, vs. SC State, Jan. 4, 2011
5. 90, vs. Georgia Southern, Nov. 16, 2009
- 90, vs. NC Central, Dec. 16, 2008

## Fewest Points

1. 47, at Alabama, Jan. 12, 2011
2. 48, at Georgia, Feb. 26, 2011
3. 53, at Elon, Nov. 15, 2011
- 53, at Tennessee, Feb. 6, 2010
5. 55, vs. Tennessee, Feb. 20, 2010
- 55, vs. Ole Miss, March 10, 2011

## Most Assists

1. 23, vs. Elon, Nov. 12, 2010
2. 20, vs. NC Central, Dec. 16, 2008
3. 18, vs. Georgia Southern, Nov. 16, 2009
4. 17, vs. SC State, Jan. 3, 2012
- 17, vs. SC State, Jan. 4, 2011
- 17, vs. Georgia, Feb. 7, 2009
- 17, vs. Jacksonville State, Nov. 14, 2008

## Fewest Turnovers

1. 5, vs. Mississippi State, March 13, 2009
2. 6, vs. Florida, Feb. 10, 2010
- 6, vs. Baylor, Jan. 2, 2010
- 6, vs. Wofford, Jan. 5, 2009
5. 7, vs. Tennessee State, Nov. 20, 2011
- 7, at Elon, Nov. 15, 2011
- 7, vs. Florida, Feb. 23, 2010
- 7, at Georgia, Feb. 13, 2010
- 7, vs. Boston College, Jan. 1, 2010

## Most Blocks

1. 16, vs. Kentucky, Feb. 25, 2009
2. 15, vs. SC State, Jan. 4, 2011
3. 12, vs. Vanderbilt, Jan. 8, 2011
- 12, vs. Georgia Southern, Nov. 16, 2009
5. 11, vs. Auburn, Jan. 29, 2011
- 11, vs. Richmond, Dec. 16, 2009

## Most Steals

1. 18, at Princeton, Dec. 2, 2008
2. 16, vs. Furman, Dec. 21, 2009
3. 15, vs. Vanderbilt, Jan. 16, 2008
- 15, vs. NC Central, Dec. 16, 2008
5. 14, vs. Baylor, Jan. 2, 2010
- 14, at Clemson, Dec. 6, 2009
- 14, vs. USC Upstate, Nov. 22, 2008

## Most Points At Halftime

1. 52, vs. Alabama, A&M, Nov. 13, 2009
2. 49, vs. Radford, Nov. 19, 2010
- 49, vs. Jacksonville, Nov. 27, 2009
4. 47, vs. Longwood, Jan. 5, 2010
- 47, vs. USC Upstate, Nov. 22, 2008
- 47, vs. Jacksonville State, Nov. 14, 2008

## Most Points By Opponent

1. 98, Clemson, Dec. 30, 2008
2. 97, Florida, Feb. 3, 2009
3. 96, Vanderbilt, Feb. 28, 2009
4. 93, Jacksonville, Nov. 27, 2009
5. 92, Arkansas, Feb. 17, 2010

## Fewest Points By Opponent

1. 41, USC Upstate, Nov. 23, 2010
2. 42, SE Louisiana, Dec. 21, 2011
3. 43, NC Central, Dec. 16, 2008
4. 45, Wofford, Dec. 28, 2011
5. 48, Furman, Dec. 5, 2008

## Most Field Goals Made By Opponent

1. 36, Clemson, Dec. 30, 2008
2. 35, Tennessee, March 5, 2009
3. 33, Boston College, Jan. 1, 2011
- 33, Vanderbilt, Jan. 16, 2010
5. 32, WKU, Nov. 27, 2010
- 32, Kentucky, Feb. 25, 2010

## Fewest Field Goals Made By Opponent

1. 15, SE Louisiana, Dec. 21, 2011
- 15, USC Upstate, Nov. 23, 2010
3. 16, at Elon, Nov. 15, 2011
- 16, Furman, Dec. 5, 2008
5. 17, Western Carolina, Nov. 11, 2011
- 17, Wofford, Dec. 11, 2010
- 17, NC Central, Dec. 16, 2008

## Most Rebounds By Opponent

1. 57, Miami (Fla.), Nov. 22, 2009
2. 52, WKU, Nov. 27, 2010
- 52, Baylor, Jan. 2, 2010
4. 50, Mississippi State, March 13, 2009
5. 49, Alabama, March 3, 2010
- 49, Georgia, March 7, 2009

## Fewest Rebounds By Opponent

1. 27, Tennessee, March 3, 2011
2. 28, Southern California, Nov. 26, 2011
- 28, Tennessee State, Nov. 20, 2011
- 28, Vanderbilt, March 6, 2010
- 28, Presbyterian, Dec. 23, 2008
- 28, Furman, Dec. 5, 2008
7. 29, Western Carolina, Nov. 11, 2011
- 29, Wofford, Dec. 11, 2010
- 29, Wofford, Jan. 5, 2009

## GAME 1 - SOUTH CAROLINA, 75, WESTERN CAROLINA 50 COLUMBIA, S.C. - NOV. 11, 2011

COLUMBIA, S.C. - Freshman Anthony Gill and sophomore Brenton Williams scored 14 and 13 points, respectively, to lead the South Carolina men's basketball team to a season-opening 75-50 victory over Western Carolina on Friday night at Colonial Life Arena.

Gill was 6-of-7 from the floor, including 1-for-1 from 3-point range, while Williams was 5-for-8 on the night. Williams also led a solid defensive effort, collecting five of the Gamecocks' 11 steals. Senior Malik Cooke added 10 points and seven rebounds, and junior Lakeem Jackson filled the stat sheet with five points, five assists, 10 rebounds and three steals.

With the win, the Gamecocks (1-0) claim their 11th straight season opener, including a 4-0 mark under head coach Darrin Horn.

South Carolina dominated nearly every statistical category as it shot 50.8 percent from the floor (30-of-59) and held the Catamounts to 36.2 percent shooting (17-of-47). The Gamecocks also held a decisive advantage in points in the paint (46-18), second chance points (20-9), bench points (38-16) and points off turnovers (22-15) and they controlled the boards with a 37-29 edge, including 18 offensive boards.

The Gamecocks used their defensive pressure to break an 8-8 tie early on with an 8-0 run, including six straight points off turnovers. Williams made a transition layup off a steal by Brian Richardson to cap the run and give South Carolina a 16-8 lead at the 10:40 mark.

Western Carolina (0-1) scrapped back with back-to-back 3-pointers and a dunk by Brandon Boggs to knot the game at 16-16, but South Carolina scored the next nine points to build a lead it would not relinquish. Williams gave the Gamecocks their biggest lead of the half at 33-22 by converting a layup off a steal by Jackson, one of five South Carolina had in the half. Williams, who paced the Gamecocks with 11 points in the half, sank a pair of free throws with less than a minute remaining to give South Carolina a 35-25 advantage heading into the locker room.

The Gamecocks outscored Western Carolina 40-25 in the second half as they held the Catamounts to just 32 percent shooting. Gill drained a 3-pointer at the 17:00 mark to give South Carolina a 43-29 lead. After Boggs knocked down a jumper to trim the Gamecocks' lead to 43-33 with 15:06 remaining, South Carolina outscored Western Carolina 26-10 over the next 10 minutes to pull away for the win.

Sophomore Eric Smith chipped in a career-high nine points and four assists for the Gamecocks.

Trey Sumler and Harouna Mutombo netted 11 points apiece to lead Western Carolina.

## GAME 2 - SOUTH CAROLINA 53, ELON 58 ELON, N.C. - NOV. 15, 2011

ELON, N.C. - The South Carolina men's basketball team (1-1) suffered a 58-53 non-conference loss at Elon (1-1) on Tuesday. Freshman forward Anthony Gill and senior Malik Cooke led the Gamecocks with nine points each.

The team's combined for 42 fouls in the game, with the Gamecocks called for 24 and Elon 18.

South Carolina shot just 31.3 percent (20-64) in the contest, including an 11.1 percent (3-27) mark from 3-point range.

Elon was led by Lucas Troutman with 16 points on 5-of-8 shooting from the field and a 6-of-6 effort from the free throw line. Freshman guard Austin Hamilton chipped in 12 points and two assists.

Back and forth play was the story of the first part of the opening half. Two Troutman free throws gave Elon a 13-10 lead with 10:52 remaining in the first half.

The teams traded layups to follow, before consecutive dunks by sophomore guard Brian Richardson followed by a jumper by sophomore guard Eric Smith gave the Gamecocks their first lead of the game at 20-19 with just over four minutes remaining before halftime.

Elon regained the lead on two Kevin Blake free throws at the 3:52 mark and the Phoenix capitalized during the final minutes of the half to hold an 11-point lead at 34-23 at the break.

South Carolina used a 15-6 run through the first eight minutes of the second half to pull within two at 40-38. Foul trouble plagued the Gamecocks during the later portion of the contest, however, as both Cooke and junior guard Lakeem Jackson fouled out of the game.

Elon held the lead for the remainder of the second half and Ryley Beaumont hit four free throws with under 30 seconds remaining to close the win for the Phoenix.

### Official Basketball Box Score -- Game Totals -- Final Statistics Western Carolina vs South Carolina 11/11/11 7 p.m. at Columbia, S.C. (Colonial Life Arena)

#### Western Carolina 50 • 0-1

#	Player	Total		3-Ptr		Rebounds			PF	TP	A	TO	Blk	Stl	Min
		FG-FGA	FG-FGA	FT-FTA	Off	Def	Tot								
32	KING, Tawaski	f	2-5	0-0	0-1	1	1	2	5	4	1	1	0	1	29
40	ROSS, Preston	f	0-2	0-2	1-2	0	0	0	1	1	0	1	0	0	12
05	SUMLER, Trey	g	2-5	2-3	5-6	1	3	4	2	11	4	5	0	1	35
22	MUTOMBO, Harouna	g	4-9	0-1	3-5	3	5	8	2	11	1	3	0	0	30
24	BOGGS, Brandon	g	3-8	1-4	0-0	2	1	3	2	7	1	3	2	1	28
00	TANKELEWICZ, Tom		2-5	1-2	1-2	2	2	4	1	6	0	0	0	1	14
01	HALL, Kenny		0-0	0-0	0-0	0	1	1	1	0	0	0	0	0	4
02	DUNFORD, Dillon		0-0	0-0	0-0	0	0	0	0	0	0	1	0	0	1
04	COLE, Keaton		3-9	2-6	0-0	0	1	1	0	8	3	5	0	3	28
25	SINCLAIR, James		1-1	0-0	0-0	0	0	0	0	2	0	0	0	0	3
33	HOLLIS, Ishmael		0-1	0-0	0-0	0	1	1	2	0	0	0	0	1	10
44	SMITHSON, Sam		0-2	0-0	0-0	1	0	1	1	0	0	0	2	0	6
	Team					3	1	4							
	Totals		17-47	6-18	10-16	13	16	29	17	50	10	19	4	8	200

FG % 1st Half: 9-22 40.9% 2nd half: 8-25 32.0% Game: 17-47 36.2%  
3FG % 1st Half: 2-8 25.0% 2nd half: 4-10 40.0% Game: 6-18 33.3%  
FT % 1st Half: 5-9 55.6% 2nd half: 5-7 71.4% Game: 10-16 62.5%

Deadball Rebounds 3,1

#### South Carolina 75 • 1-0

#	Player	Total		3-Ptr		Rebounds			PF	TP	A	TO	Blk	Stl	Min
		FG-FGA	FG-FGA	FT-FTA	Off	Def	Tot								
13	GILL, Anthony	f	6-7	1-1	1-2	2	2	4	2	14	1	1	0	0	23
15	COOKE, Malik	f	3-8	0-0	4-6	5	2	7	0	10	1	3	0	0	23
24	HARRIS, Damontre	f	1-4	0-0	1-2	1	0	1	4	3	0	1	2	0	19
30	JACKSON, Lakeem	g	2-4	0-0	1-1	2	8	10	2	5	5	0	0	3	21
32	LEONARD, Damien	g	2-10	1-5	0-0	1	0	1	1	5	0	1	1	1	22
01	WILLIAMS, Brenton		5-8	1-1	2-2	0	2	2	1	13	1	4	0	5	17
02	RICHARDSON, Brian		2-4	1-3	0-0	1	0	1	1	5	1	0	1	1	19
05	SMITH, Eric		4-6	1-2	0-2	0	0	0	0	9	4	1	0	0	19
33	SLAWSON, RJ		3-4	0-0	1-2	3	0	3	3	7	1	0	0	1	21
45	GEATHERS, Carlton		2-4	0-0	0-0	1	5	6	0	4	0	0	1	0	16
	Team					2	0	2							
	Totals		30-59	5-12	10-17	18	19	37	14	75	14	12	5	11	200

FG % 1st Half: 15-30 50.0% 2nd half: 15-29 51.7% Game: 30-59 50.8%  
3FG % 1st Half: 1-4 25.0% 2nd half: 4-8 50.0% Game: 5-12 41.7%  
FT % 1st Half: 4-6 66.7% 2nd half: 6-11 54.5% Game: 10-17 58.8%

Deadball Rebounds 1,2

Officials: Mike Kitts, Brian Shey, Carlos Gonzalez  
Technical fouls: Western Carolina-None. South Carolina-None.  
Attendance: 9330  
2011-12 Season Opener

Score by periods	1st	2nd	Total
Western Carolina	25	25	50
South Carolina	35	40	75

	Points	In Paint	Off Chance	2nd Break	Fast Break	Bench
WCU	18	15	9	10	16	
SC	46	22	20	19	38	

Last FG - WCU 2nd-00:33, SC 2nd-01:11.  
Largest lead - WCU by 3 1st-13:26, SC by 27 2nd-01:11.

Score tied - 5 times.  
Lead changed - 3 times.

### Official Basketball Box Score -- Game Totals -- Final Statistics South Carolina vs Elon 11/15/11 7:00 p.m. at Elon, N.C. (Alumni Gym)

#### South Carolina 53 • 1-1

#	Player	Total		3-Ptr		Rebounds			PF	TP	A	TO	Blk	Stl	Min
		FG-FGA	FG-FGA	FT-FTA	Off	Def	Tot								
13	GILL, Anthony	f	4-5	0-0	1-3	2	7	9	4	9	0	2	1	0	28
15	COOKE, Malik	f	3-10	1-3	2-2	2	3	5	5	9	1	0	0	0	26
24	HARRIS, Damontre	f	2-6	0-0	4-7	6	4	10	1	8	0	1	1	2	26
30	JACKSON, Lakeem	g	2-4	0-0	1-2	3	1	4	5	5	1	2	0	2	26
32	LEONARD, Damien	g	2-17	1-11	2-2	2	0	2	2	7	2	0	0	2	27
01	WILLIAMS, Brenton		1-3	1-3	0-0	0	1	1	1	3	0	1	0	0	13
02	RICHARDSON, Brian		2-9	0-6	0-0	0	0	0	0	4	0	0	0	1	21
05	SMITH, Eric		3-5	0-2	0-1	0	1	1	2	6	2	1	0	1	14
33	SLAWSON, RJ		1-5	0-2	0-0	1	2	3	2	2	0	0	0	1	11
45	GEATHERS, Carlton		0-0	0-0	0-0	0	1	1	2	0	0	0	0	0	8
	Team					2	2	4							
	Totals		20-64	3-27	10-17	18	22	40	24	53	6	7	2	9	200

FG % 1st Half: 8-32 25.0% 2nd half: 12-32 37.5% Game: 20-64 31.3%  
3FG % 1st Half: 0-12 0.0% 2nd half: 3-15 20.0% Game: 3-27 11.1%  
FT % 1st Half: 7-11 63.6% 2nd half: 3-6 50.0% Game: 10-17 58.8%

Deadball Rebounds 3

#### Elon 58 • 1-1

#	Player	Total		3-Ptr		Rebounds			PF	TP	A	TO	Blk	Stl	Min
		FG-FGA	FG-FGA	FT-FTA	Off	Def	Tot								
21	BEAUMONT, Ryley	f	1-2	1-1	3-4	0	5	5	3	6	0	1	0	0	20
31	TROUTMAN, Lucas	f	5-8	0-0	6-6	2	3	5	4	16	2	2	2	0	25
01	SPRADLIN, Drew	g	2-5	2-4	0-0	1	4	5	1	6	2	4	0	0	25
10	HAMILTON, Austin	g	4-7	0-1	4-8	0	3	3	2	12	2	1	0	0	32
24	KOCH, Sebastian	g	0-5	0-4	2-2	1	2	3	2	2	1	1	0	0	27
00	BONNEY, Josh		0-2	0-0	0-0	0	2	2	1	0	0	1	0	1	7
11	BLAKE, Kevin		0-3	0-2	3-6	1	5	6	0	3	0	0	1	0	28
12	DUGAS, Roger		1-1	0-0	0-0	0	0	0	0	2	0	1	0	0	5
23	EDOMWONYI, Egeheosa		0-2	0-0	2-2	1	1	2	5	2	1	3	0	0	17
44	ERVIN, Brett		3-5	3-4	0-0	2	4	6	0	9	1	0	0	0	14
	Team					0	1	1							
	Totals		16-40	6-16	20-28	8	30	38	18	58	9	14	3	1	200

FG % 1st Half: 8-19 42.1% 2nd half: 8-21 38.1% Game: 16-40 40.0%  
3FG % 1st Half: 5-8 62.5% 2nd half: 1-8 12.5% Game: 6-16 37.5%  
FT % 1st Half: 13-16 81.3% 2nd half: 7-12 58.3% Game: 20-28 71.4%

Deadball Rebounds 2

Officials: John Hampton, Lee Cassell, John Heatly  
Technical fouls: South Carolina-None. Elon-None.  
Attendance: 1589

Score by periods	1st	2nd	Total
South Carolina	23	30	53
Elon	34	24	58

	Points	In Paint	Off Chance	2nd Break	Fast Break	Bench
SC	26	8	10	6	15	
ELON	10	2	7	0	16	

Last FG - SC 2nd-00:01, ELON 2nd-04:58.  
Largest lead - SC by 1 1st-04:38, ELON by 11 1st-00:16.

Score tied - 4 times.  
Lead changed - 2 times.







## GAME 7 - SOUTH CAROLINA 67, PROVIDENCE 76

### COLUMBIA, S.C. - DEC. 1, 2011

**COLUMBIA, S.C.** - Despite a late rally, South Carolina (2-5) could not overcome a 14-point deficit and suffered a 76-67 defeat to Providence (6-2) at Colonial Life Arena on Thursday night as a part of the Big East/SEC Challenge. Senior forward Malik Cooke led the Gamecock offense, shooting 8-of-12 from the field and scoring a season-high 21 points. Sophomore guard Eric Smith also added 16 points.

Sophomore forward R.J. Slawson's eight rebounds paced South Carolina in holding a 40-34 advantage in the rebounding category, and freshman forward Carlton Geathers tied a career-high with three blocks on the night.

The Friars found themselves with a 15-8 lead as the game crossed the 11:00 mark in the first half, but a 3-point basket from Cooke from the top of the key and a tough layup brought the Gamecocks to within two at the halfway point of the first half. Providence would maintain the lead though near the end of the half and went into the break leading the game 34-27.

Carolina would fight back in the second half with a 7-0 run started by a Lakeem Jackson dunk with 11:50 left to play. Cooke would follow with two free throws and sophomore guard Brian Richardson capped off the run with a three-point play to make the game 51-47 Friars with 8:58 left to go.

Providence answered with a pair of free throws by Gerard Coleman and staved off the Gamecock rally to open their lead back up to 10 with five and a half minutes left.

South Carolina staged a late comeback as Cooke hit his third 3 of the night and sophomore Bruce Ellington finished off an acrobatic layup with 3:34 remaining. Cooke would hit another jumper to cut the Friar lead to seven, but Providence would answer with solid free throw shooting to close out the game.

### Official Basketball Box Score -- Game Totals -- Final Statistics

#### Providence College vs South Carolina

12/1/11 7 p.m. at Columbia, S.C. (Colonial Life Arena)

#### Providence College 76 • 6-2

##	Player	Total			3-Ptr			Rebounds			PF	TP	A	TO	Blk	Stl	Min
		FG-FGA	FG-FGA	FT-FTA	FG-FGA	FG-FGA	FT-FTA	Off	Def	Tot							
23	HENTON, LaDontae	f	6-9	3-3	3-3	3	5	8	1	18	2	2	0	0	40-		
34	GIPLAYE, Ron	f	0-2	0-0	1-2	0	3	3	3	1	0	0	2	0	13		
01	COLEMAN, Gerard	g	4-9	0-1	10-13	0	4	4	0	18	4	3	0	1	40		
11	COTTON, Bryce	g	3-8	2-4	5-5	2	4	6	2	13	4	3	0	1	39		
32	COUNCIL, Vincent	g	7-14	1-3	1-2	0	0	0	2	16	6	5	1	2	39		
13	KOFANE, Brice	g	0-1	0-0	0-0	0	2	2	1	0	0	0	0	0	5		
21	GOLDSBROUGH, Lee	g	0-0	0-0	0-0	0	0	0	0	0	0	0	0	0	2		
42	DIXON, Bilal	g	4-7	0-0	2-2	2	5	7	1	10	0	2	7	0	22		
Team						0	4	4									
Totals			24-50	6-11	22-27	7	27	34	10	76	16	15	10	4	200		

FG % 1st Half: 13-28 46.4% 2nd half: 11-22 50.0% Game: 24-50 48.0% Deadball Rebounds 2  
 3FG % 1st Half: 3-5 60.0% 2nd half: 3-6 50.0% Game: 6-11 54.5%  
 FT % 1st Half: 5-7 71.4% 2nd half: 17-20 85.0% Game: 22-27 81.5%

#### South Carolina 67 • 2-5

##	Player	Total			3-Ptr			Rebounds			PF	TP	A	TO	Blk	Stl	Min
		FG-FGA	FG-FGA	FT-FTA	FG-FGA	FG-FGA	FT-FTA	Off	Def	Tot							
13	GILL, Anthony	f	3-6	0-0	1-1	2	1	3	0	7	2	1	0	0	17		
15	COOKE, Malik	f	8-12	3-5	2-2	2	1	3	2	21	3	4	2	4	33		
24	HARRIS, Damontre	f	0-1	0-0	0-0	1	1	2	1	0	0	0	1	0	15		
05	SMITH, Eric	g	6-13	3-8	1-2	1	2	3	2	16	1	0	0	2	28		
32	LEONARD, Damien	g	0-5	0-5	0-0	0	2	2	1	0	0	1	0	0	9		
02	RICHARDSON, Brian	g	2-12	0-6	1-1	2	2	4	3	5	0	0	0	0	17		
23	ELLINGTON, Bruce	g	3-11	0-4	0-0	1	1	2	3	6	1	2	0	0	27		
30	JACKSON, Lakeem	g	2-4	0-1	0-0	5	1	6	2	4	1	2	0	1	24		
33	SLAWSON, RJ	g	2-8	0-1	4-4	4	4	8	4	8	1	2	1	2	22		
45	GEATHERS, Carlton	g	0-0	0-0	0-0	0	3	3	1	0	0	1	3	0	8		
Team						2	2	4									
Totals			26-72	6-30	9-10	20	20	40	19	67	9	13	7	9	200		

FG % 1st Half: 12-39 30.8% 2nd half: 14-33 42.4% Game: 26-72 36.1% Deadball Rebounds 1  
 3FG % 1st Half: 2-14 14.3% 2nd half: 4-16 25.0% Game: 6-30 20.0%  
 FT % 1st Half: 1-2 50.0% 2nd half: 8-8 100.0% Game: 9-10 90.0%

Officials: Doug Simmons, Karl Hess, Mike Roberts  
 Technical fouls: Providence College-None. South Carolina-None.  
 Attendance: 7476  
 Big East/SEC Challenge

Score by periods	1st	2nd	Total	In	Off	2nd	Fast	Bench
Providence College	34	42	76	Points	Paint	T/O	Chance	Break
South Carolina	27	40	67	34	19	11	16	10
				SC	36	14	21	4

Last FG - PC 2nd-01:36, SC 2nd-00:35. Score tied - 1 time.  
 Largest lead - PC by 14 2nd-04:04, SC by 2 1st-19:09. Lead changed - 1 time.

## GAME 8 - SOUTH CAROLINA 58, CLEMSON 55

### CLEMSON, S.C. - DEC. 4, 2011

**CLEMSON, S.C.** - Malik Cooke hit two free throws with 6.7 seconds remaining to seal a 58-55 South Carolina victory over Clemson on Sunday at Littlejohn Coliseum. The Gamecocks improve to 3-5 on the year, while Clemson falls to 4-3. The victory was South Carolina's first at Clemson since the 2003 campaign, while it was Carolina's second straight victory over the Tigers.

Sophomore forward Damontre Harris contributed 10 points, six rebounds and a career-high five blocks to pace the Gamecocks, and Cooke sealed the win with two free throws in the final seven seconds en route to six points, eight rebounds and four steals in the game. In just his second game back with the basketball team, sophomore guard Bruce Ellington contributed nine points, including two key free throws with 13 seconds remaining.

Both teams traded baskets to start the contest before Clemson extended its lead to 22-16 with 8:31 remaining in the opening half. Sophomore guard Eric Smith responded for Carolina with a driving layup, but Clemson's Andre Young connected on a 3 for a 25-18 Tiger advantage with 5:44 on the clock.

Both team's had their offensive chances the remainder of the half. Young hit a layup, and a 3 by Tanner Smith pushed the Tiger lead to 35-25 with just seconds remaining before halftime, but Ellington stepped to the 3-point line and hit a jumper with 1.9 seconds on the clock to pull the Gamecocks within seven at the break, 35-28.

Both teams started slow on the offensive end to open the second half. Junior forward Lakeem Jackson hit a bank shot with 18:42 on the clock and Cooke connected on a jumper 30 seconds later, as the Tiger lead was just three points at the 16-minute mark.

A putback by Harris with 4:36 on the clock knotted the score at 47-47, before a layup by freshman forward Anthony Gill with just over three minutes remaining gave the Gamecocks a 49-47 advantage.

Clemson responded to tie the score at 49 before Gill gave the Gamecocks a 52-49 advantage on a 3 from the wing with 1:19 on the clock.

Clemson's Devin Booker made two free throws to pull within one at 52-51 with 58.1 on the clock, before Smith hit a crucial shot for the Gamecocks, connecting on a jumper assisted by Ellington with 25.9 seconds remaining, pushing the Carolina advantage to 54-51.

Ellington and Cooke both connected on free throw opportunities down the stretch, and Clemson's Smith was unable to tie the score on three free throw attempts, as the Gamecock earned the 58-55 victory.

### Official Basketball Box Score -- Game Totals -- Final Statistics

#### South Carolina vs Clemson

12/4/11 3:30 PM at Clemson, SC (Littlejohn Coliseum)

#### South Carolina 58 • 3-5

##	Player	Total			3-Ptr			Rebounds			PF	TP	A	TO	Blk	Stl	Min
		FG-FGA	FG-FGA	FT-FTA	FG-FGA	FG-FGA	FT-FTA	Off	Def	Tot							
13	GILL, Anthony	f	3-7	2-3	2-4	0	6	6	4	10	0	0	0	0	24		
15	COOKE, Malik	f	2-10	0-2	2-4	5	3	8	2	6	1	1	0	4	35		
24	HARRIS, Damontre	f	4-9	0-0	2-2	3	3	6	2	10	0	1	5	1	35		
30	JACKSON, Lakeem	f	4-5	0-1	0-1	1	3	4	1	8	2	2	0	0	25		
05	SMITH, Eric	g	2-3	0-1	0-0	0	2	2	2	4	3	1	0	0	22		
02	RICHARDSON, Brian	g	3-4	2-3	1-2	1	2	3	0	9	0	0	0	0	22		
23	ELLINGTON, Bruce	g	2-8	1-4	4-4	0	0	0	3	9	2	2	0	1	23		
32	LEONARD, Damien	g	1-3	0-1	0-0	0	0	0	0	2	0	0	0	0	5		
33	SLAWSON, RJ	g	0-0	0-0	0-0	0	1	1	2	0	0	0	0	0	6		
45	GEATHERS, Carlton	g	0-1	0-0	0-0	0	0	0	0	0	0	0	0	0	3		
Team						0	3	3									
Totals			21-50	5-15	11-17	10	23	33	16	58	8	8	5	6	200		

FG % 1st Half: 12-26 46.2% 2nd half: 9-24 37.5% Game: 21-50 42.0% Deadball Rebounds 3  
 3FG % 1st Half: 4-10 40.0% 2nd half: 1-5 20.0% Game: 5-15 33.3%  
 FT % 1st Half: 0-0 0.0% 2nd half: 11-17 64.7% Game: 11-17 64.7%

#### Clemson 55 • 4-3

##	Player	Total			3-Ptr			Rebounds			PF	TP	A	TO	Blk	Stl	Min
		FG-FGA	FG-FGA	FT-FTA	FG-FGA	FG-FGA	FT-FTA	Off	Def	Tot							
24	Jennings, Milton	f	3-8	0-1	1-2	2	2	4	1	7	1	5	0	0	31		
31	Booker, Devin	f	2-7	0-0	2-2	4	5	9	2	6	2	2	0	1	31		
04	Hall, Rod	g	2-2	1-1	1-2	0	0	0	5	6	3	0	0	0	34		
05	Smith, Tanner	g	2-7	2-5	6-7	0	6	6	1	12	5	0	0	1	36		
11	Young, Andre	g	3-11	2-9	0-0	2	5	7	1	8	2	0	0	0	35		
01	Sapp, T.J.	g	1-3	0-1	0-0	0	0	0	1	2	0	1	0	1	12		
10	Baciu, Catalin	g	4-4	0-0	2-3	1	2	3	2	10	0	0	1	0	9		
21	Narcisse, Bryan	g	2-8	0-1	0-0	2	0	2	1	4	0	2	0	0	8		
22	Sullivan, Bernard	g	0-0	0-0	0-0	0	1	1	1	0	0	0	0	0	2		
32	McDaniels, K.J.	g	0-0	0-0	0-0	0	0	0	0	0	0	0	0	0	2		
Team						0	1	1									
Totals			19-50	5-18	12-16	11	22	33	15	55	13	11	1	3	200		

FG % 1st Half: 12-26 46.2% 2nd half: 7-24 29.2% Game: 19-50 38.0% Deadball Rebounds 1  
 3FG % 1st Half: 5-11 45.5% 2nd half: 0-7 0.0% Game: 5-18 27.8%  
 FT % 1st Half: 6-9 66.7% 2nd half: 6-7 85.7% Game: 12-16 75.0%

Officials: Roger Ayers, Tony Greene, Gary Maxwell  
 Technical fouls: South Carolina-None. Clemson-None.  
 Attendance: 7238

Score by periods	1st	2nd	Total	In	Off	2nd	Fast	Bench
South Carolina	28	30	58	Points	Paint	T/O	Chance	Break
Clemson	35	20	55	26	13	9	0	20
				CU	22	9	8	4

Last FG - SC 2nd-00:29, CU 2nd-00:17. Score tied - 4 times.  
 Largest lead - SC by 5 1st-17:48, CU by 10 1st-00:24. Lead changed - 8 times.

**GAME 9 - SOUTH CAROLINA, 66, PRESBYTERIAN 58**  
**COLUMBIA, S.C. - DEC. 13, 2011**

**COLUMBIA, S.C.** - Bruce Ellington tallied a season high 15 points to lead South Carolina (4-5) to its second straight win with a 66-58 victory over Presbyterian (4-5) Tuesday night at the Colonial Life Arena.

Ellington, who has increased his scoring output in all three games that he has played since returning to the team, also hit his season high marks with three assists and a steal. Malik Cooke was nearly perfect in his 14-point night, going 5-for-7 from the field and 3-for-3 from the charity stripe. He also made his lone attempt from 3-point range.

Freshman Anthony Gill put together a 10-point, 8-rebound effort, and sophomore Damontre Harris matched his career high with five blocks in the game.

After beginning the night cold from the field and falling behind 20-10 midway through the first half, South Carolina used a 12-0 run over a two-minute period in the second half to turn the tide.

Trailing 30-28, Ellington's free throw on the backend of a three-point play with 15:37 remaining in the game gave the Gamecocks their first lead of the game at 31-30. Brian Richardson added two on Carolina's next possession, and Cooke finished a reverse layup in transition to push the lead to 35-30.

Following a timeout, Cooke responded with five more unanswered points to give the Gamecocks a double-digit lead before the Blue Hose ended the bleeding with a bucket with 13:41 remaining in the game.

Presbyterian was unable to pull within four points for the remainder of the contest with South Carolina swelling its lead to as many as 14 points. The Gamecocks shot 70.4 percent from the field in the second half after only hitting 7-of-29 shots in the first half.

**GAME 10 - SOUTH CAROLINA 66, #2 OHIO STATE 74**  
**COLUMBIA, S.C. - DEC. 17, 2011**

**COLUMBIA, S.C.** - South Carolina gave No. 2/2 Ohio State a scare, but the Buckeyes were able to hold on late for a 74-66 win Saturday afternoon at Colonial Life Arena. Ohio State improves to 10-1, and South Carolina falls to 4-6.

Ohio State's Deshaun Thomas posted a career-high 30 points in the absence of Jared Sullinger to lead the Buckeyes to their smallest margin of victory against an unranked opponent. William Buford added 17 points, and Lenzelle Smith Jr. had nine points and nine rebounds for the Buckeyes.

Malik Cooke hit a season-high 21 points and added three assists and two steals for South Carolina. Anthony Gill contributed 11 points and a team-high four rebounds.

Ohio State only got six minutes out of Sullinger, the Preseason Player of the Year who left the court in the first half after injuring his foot. The sophomore had three points, two rebounds and a block before leaving the building on crutches.

The Gamecocks took a 33-29 lead into the half courtesy of Cooke's 10 points and an all-around effort that saw eight players score in the half. The Buckeyes jumped out to a seven-point lead midway through the opening half before the Gamecocks evened the score at 22 with a 3-pointer by Eric Smith with five minutes remaining in the period.

South Carolina took its first lead at 27-26 when Damien Leonard popped a 3-pointer from the baseline, and the team solidified the halftime advantage with Damontre Harris and Cooke scoring the final four points of the half.

Two minutes into the second half, Cooke left the game with an injury, and the Buckeyes took advantage with a 17-6 run to reclaim the lead and momentum before Cooke returned with 12 minutes to go in the game.

Ohio State pushed its advantage to as many as 13 points in the final five minutes before the Gamecocks fought back in the closing minutes. Trailing 73-66 with 32 seconds remaining, South Carolina had an opportunity to turn it into a two-possession game, but Ohio State forced a turnover and hit a free throw to seal the victory.

**Official Basketball Box Score -- Game Totals -- Final Statistics**  
**Presbyterian vs South Carolina**  
**12/13/11 7 p.m. at Columbia, S.C. (Colonial Life Arena)**

**Presbyterian 58 • 4-5**

#	Player	Total		3-Ptr		Rebounds			PF	TP	A	TO	Blk	Stl	Min
		FG-FGA	FG-FGA	FT-FTA	Off	Def	Tot								
34	COLEMAN, Al'Lonzo	f	4-9	0-0	2-4	1	5	6	5	10	3	3	0	1	31
44	REYNOLDS, Jay	f	4-7	0-0	1-2	3	1	4	1	9	0	2	0	0	32
11	JOHNSON, Josh	g	4-8	3-7	2-2	0	5	5	1	13	1	0	1	1	33
24	MUTAKABBIR, Khalid	g	6-11	3-4	0-0	0	2	2	4	15	1	3	0	1	37
33	WASHINGTON, Eric	g	0-3	0-2	2-2	2	3	5	1	2	6	6	0	0	23
01	CLYBURN, Joshua	g	0-0	0-0	0-0	0	0	0	1	0	1	2	0	0	11
02	DEIHL, Tyler	g	0-0	0-0	0-0	0	0	0	0	0	0	0	0	0	1
03	MILLER, Pierre	g	3-6	1-4	1-1	0	0	0	0	8	1	2	0	0	23
05	HARGRAVE, Ryan	g	0-1	0-1	0-0	0	0	0	0	0	0	0	0	0	3
13	TRUSS, William	g	0-0	0-0	0-0	0	0	0	0	0	0	0	0	0	3
20	McTAVISH, Ryan	g	0-0	0-0	1-2	0	0	0	0	1	0	0	1	0	3
	Team					1	1	2							
<b>Totals</b>			21-45	7-18	9-13	7	17	24	13	58	13	18	2	3	200

FG % 1st Half: 10-20 50.0% 2nd half: 11-25 44.0% Game: 21-45 46.7% Deadball Rebounds 0,2  
 3FG % 1st Half: 5-10 50.0% 2nd half: 2-8 25.0% Game: 7-18 38.9%  
 FT % 1st Half: 0-0 0.0% 2nd half: 9-13 69.2% Game: 9-13 69.2%

**South Carolina 66 • 4-5**

#	Player	Total		3-Ptr		Rebounds			PF	TP	A	TO	Blk	Stl	Min
		FG-FGA	FG-FGA	FT-FTA	Off	Def	Tot								
13	GILL, Anthony	f	3-6	1-1	3-3	4	4	8	2	10	2	5	0	0	33
15	COOKE, Malik	f	5-7	1-1	3-3	1	3	4	1	14	2	1	0	2	27
24	HARRIS, Damontre	f	4-6	0-0	1-1	0	3	3	4	9	2	1	5	0	26
05	SMITH, Eric	g	0-4	0-1	0-0	0	3	3	1	0	2	0	0	0	19
30	JACKSON, Lakeem	g	3-4	0-0	0-0	1	1	2	0	6	3	0	0	2	20
01	WILLIAMS, Brenton	g	0-3	0-2	0-0	0	0	0	0	0	0	0	0	0	5
02	RICHARDSON, Brian	g	1-4	0-1	0-0	1	2	3	1	2	0	2	0	2	14
23	ELLINGTON, Bruce	g	6-14	1-3	2-4	2	1	3	1	15	3	2	0	1	25
32	LEONARD, Damien	g	3-5	2-2	0-0	0	0	0	2	8	0	2	0	0	10
33	SLAWSON, RJ	g	1-3	0-0	0-0	1	3	4	2	2	0	0	2	0	17
45	GEATHERS, Carlton	g	0-0	0-0	0-0	0	1	1	1	0	0	0	0	0	4
	Team					2	0	2							
<b>Totals</b>			26-56	5-11	9-11	12	21	33	15	66	14	13	7	7	200

FG % 1st Half: 7-29 24.1% 2nd half: 19-27 70.4% Game: 26-56 46.4% Deadball Rebounds 1  
 3FG % 1st Half: 1-5 20.0% 2nd half: 4-6 66.7% Game: 5-11 45.5%  
 FT % 1st Half: 4-4 100.0% 2nd half: 5-7 71.4% Game: 9-11 81.8%

Officials: John Cahill, J.B. Caldwell, Mike Kitts  
 Technical fouls: Presbyterian-None. South Carolina-None.  
 Attendance: 7003

Score by periods	1st	2nd	Total	In	Off	2nd	Fast	Bench
Presbyterian	25	33	58	Points	26	10	10	4
South Carolina	19	47	66	PRESB	34	20	12	19

Last FG - PRESB 2nd-02:53, SC 2nd-02:16. Score tied - 1 time.  
 Largest lead - PRESB by 10 1st-07:11, SC by 14 2nd-07:07. Lead changed - 1 time.

**Official Basketball Box Score -- Game Totals -- Final Statistics**  
**Ohio State vs South Carolina**  
**12/17/11 12 p.m. at Columbia, S.C. (Colonial Life Arena)**

**Ohio State 74 • 10-1**

#	Player	Total		3-Ptr		Rebounds			PF	TP	A	TO	Blk	Stl	Min
		FG-FGA	FG-FGA	FT-FTA	Off	Def	Tot								
00	Sullinger, Jared	f	1-2	0-0	1-1	1	1	2	1	3	0	1	1	0	6
01	Thomas, Deshaun	f	13-16	2-5	2-3	5	1	6	2	30	3	5	0	0	40
04	Craft, Aaron	g	1-3	0-1	2-5	1	2	3	3	4	4	1	0	2	38
32	Smith Jr., Lenzelle	g	2-6	1-1	4-4	4	5	9	3	9	3	3	0	0	33
44	Buford, William	g	5-14	2-6	5-5	0	5	5	2	17	5	1	0	2	40
02	Sibert, Jordan	g	0-2	0-2	0-0	0	1	1	0	0	1	0	0	1	7
03	Scott, Shannon	g	0-0	0-0	0-0	0	0	0	1	0	0	0	0	0	2
12	Thompson, Sam	g	0-0	0-0	0-0	0	0	0	0	0	0	0	0	0	1
23	Williams, Amir	g	3-5	0-0	0-0	1	3	4	3	6	0	0	2	0	15
30	Ravenel, Evan	g	2-5	0-0	1-2	2	1	3	4	5	0	2	0	2	18
	Team					0	0	0							
<b>Totals</b>			27-53	5-15	15-20	14	19	33	19	74	16	13	3	7	200

FG % 1st Half: 12-26 46.2% 2nd half: 15-27 55.6% Game: 27-53 50.9% Deadball Rebounds 4  
 3FG % 1st Half: 1-7 14.3% 2nd half: 4-8 50.0% Game: 5-15 33.3%  
 FT % 1st Half: 4-5 80.0% 2nd half: 11-15 73.3% Game: 15-20 75.0%

**South Carolina 66 • 4-6**

#	Player	Total		3-Ptr		Rebounds			PF	TP	A	TO	Blk	Stl	Min
		FG-FGA	FG-FGA	FT-FTA	Off	Def	Tot								
13	GILL, Anthony	f	4-6	0-0	3-3	2	2	4	2	11	2	4	1	0	18
15	COOKE, Malik	f	6-10	0-1	9-10	2	2	4	2	21	3	2	1	2	31
24	HARRIS, Damontre	f	2-4	0-0	0-0	0	2	2	0	4	1	0	0	1	28
05	SMITH, Eric	g	2-5	1-2	0-0	1	0	1	0	5	1	2	0	0	23
30	JACKSON, Lakeem	g	3-7	0-0	0-1	1	1	2	4	6	0	1	0	0	28
02	RICHARDSON, Brian	g	0-1	0-0	0-0	0	0	0	0	0	1	1	0	0	3
23	ELLINGTON, Bruce	g	3-8	2-5	0-0	0	1	1	4	8	1	1	1	0	23
32	LEONARD, Damien	g	2-6	2-6	1-2	1	2	3	3	7	0	2	0	0	22
33	SLAWSON, RJ	g	1-2	1-2	0-0	0	0	0	3	3	0	1	0	0	16
45	GEATHERS, Carlton	g	0-0	0-0	1-2	1	2	3	0	1	0	0	1	0	8
	Team					0	0	0							
<b>Totals</b>			23-49	6-16	14-18	8	12	20	18	66	9	14	4	3	200

FG % 1st Half: 13-24 54.2% 2nd half: 10-25 40.0% Game: 23-49 46.9% Deadball Rebounds 3,1  
 3FG % 1st Half: 4-7 57.1% 2nd half: 2-9 22.2% Game: 6-16 37.5%  
 FT % 1st Half: 3-5 60.0% 2nd half: 11-13 84.6% Game: 14-18 77.8%

Officials: Tony Greene, Mike Eades, Mark Whitehead  
 Technical fouls: Ohio State-Williams, Amir. South Carolina-None.  
 Attendance: 13654

Score by periods	1st	2nd	Total	In	Off	2nd	Fast	Bench
Ohio State	29	45	74	Points	38	15	19	8
South Carolina	33	33	66	OSU	28	17	12	4

Last FG - OSU 2nd-00:49, SC 2nd-00:35. Score tied - 5 times.  
 Largest lead - OSU by 13 2nd-04:46, SC by 6 2nd-18:33. Lead changed - 6 times.

**GAME 11 - SOUTH CAROLINA 62, SE LOUISIANA 43**  
**COLUMBIA, S.C. - DEC. 21, 2011**

**COLUMBIA, S.C.** - South Carolina (5-6) coasted to a 62-43 victory over South-eastern Louisiana (5-5) Wednesday night in the final match before the Christmas holiday behind 14-point efforts from Malik Cooke and Anthony Gill.

Gill's 14 points matched his career high on what was a balanced scoring night for the Gamecocks. Cooke added three assists, two blocks and a season high four steals to his 14 points in another solid outing for the lone senior.

It was a strong defensive outing for South Carolina with season best marks of 11 steals and 26 forced turnovers. The 43 points scored by Southeastern Louisiana was a season-low for the Lions, who never led in the contest.

Leading 14-13, South Carolina closed out the first half on an 11-0 run in a nine-minute span and increased the lead with another 11-0 run over a two-minute span to push the score to 38-19.

The Gamecocks pushed their lead to as many as 25 points to coast to the victory. The Lions never came closer than 12 points in the final 10 minutes of the game.

**Official Basketball Box Score -- Game Totals -- Final Statistics**  
**SE Louisiana vs South Carolina**  
**12/21/11 7 p.m. at Columbia, S.C. (Colonial Life Arena)**

**SE Louisiana 43 • 5-5**

##	Player	Total			3-Ptr			Rebounds			PF	TP	A	TO	Blk	Stl	Min
		FG-FGA	FG-FGA	FT-FTA	FG-FGA	FG-FGA	FT-FTA	Off	Def	Tot							
11	Benton, Antonnio	f	0-0	0-0	0-0	0	0	0	0	0	0	1	0	0	0	4	
21	Bailey, Elgin	c	5-8	0-0	5-8	3	3	6	4	15	1	4	2	0	0	24	
12	Populist, Daron	g	1-5	1-4	0-0	0	0	0	0	3	1	3	0	0	0	28	
20	Patterson, DeShawn	g	0-4	0-2	0-0	0	0	0	1	0	1	3	0	1	0	23	
33	Ochie, Onochie	g	1-4	0-2	0-0	0	1	1	4	2	1	1	1	0	0	14	
01	Nelson, Todd		4-11	4-9	0-0	1	2	3	1	12	2	3	1	0	0	28	
04	Ross, Donovan		0-0	0-0	0-0	0	1	1	0	0	0	1	0	0	0	8	
10	Johnson, Roosevelt		1-2	0-0	0-2	2	3	5	4	2	0	2	0	1	0	21	
22	Campbell, Jeremy		2-5	0-1	0-1	0	3	3	2	4	2	4	0	1	0	21	
25	Petrovic, Jan		0-2	0-2	0-0	4	5	9	1	0	0	3	1	0	0	23	
32	Cooper, Quin		1-2	1-2	2-2	0	0	0	0	5	1	0	0	0	0	6	
	Team					5	2	7									
	Totals		15-43	6-22	7-13	15	20	35	17	43	9	26	5	3	0	200	

FG % 1st Half: 7-23 30.4% 2nd half: 8-20 40.0% Game: 15-43 34.9% Deadball Rebounds 2,2  
 3FG % 1st Half: 2-10 20.0% 2nd half: 4-12 33.3% Game: 6-22 27.3%  
 FT % 1st Half: 0-4 0.0% 2nd half: 7-9 77.8% Game: 7-13 53.8%

**South Carolina 62 • 5-6**

##	Player	Total			3-Ptr			Rebounds			PF	TP	A	TO	Blk	Stl	Min
		FG-FGA	FG-FGA	FT-FTA	FG-FGA	FG-FGA	FT-FTA	Off	Def	Tot							
13	GILL, Anthony	f	4-9	2-2	4-6	2	3	5	0	14	1	1	1	1	0	27	
15	COOKE, Malik	f	3-8	1-2	7-8	1	2	3	2	14	3	2	2	4	0	32	
24	HARRIS, Damontre	f	1-2	0-0	1-2	3	4	7	4	3	0	2	1	2	0	22	
30	JACKSON, Lakeem	f	3-8	0-0	0-0	3	3	6	1	6	2	0	0	2	0	22	
05	SMITH, Eric	g	2-4	1-2	2-4	0	0	0	0	7	1	0	0	2	0	19	
01	WILLIAMS, Brenton		1-3	0-1	0-0	0	0	0	0	2	0	0	0	0	0	12	
02	RICHARDSON, Brian		0-1	0-1	0-0	0	0	0	2	0	1	0	0	0	0	8	
23	ELLINGTON, Bruce		1-7	0-3	0-0	0	2	2	2	2	1	2	0	0	0	21	
32	LEONARD, Damien		3-6	2-5	0-2	0	2	2	0	8	0	0	0	0	0	14	
33	SLAWSON, RJ		1-4	0-2	0-0	1	0	1	5	2	0	2	0	0	0	12	
45	GEATHERS, Carlton		1-3	0-0	2-2	4	0	4	2	4	0	1	0	0	0	11	
	Team					3	1	4									
	Totals		20-55	6-18	16-24	17	17	34	18	62	9	10	4	11	0	200	

FG % 1st Half: 7-26 26.9% 2nd half: 13-29 44.8% Game: 20-55 36.4% Deadball Rebounds 4  
 3FG % 1st Half: 1-7 14.3% 2nd half: 5-11 45.5% Game: 6-18 33.3%  
 FT % 1st Half: 10-18 55.6% 2nd half: 6-6 100.0% Game: 16-24 66.7%

Officials: Gary Maxwell, Michael Stephens, Ron Groover  
 Technical fouls: SE Louisiana-TEAM. South Carolina-None.  
 Attendance: 7972

Score by periods	1st	2nd	Total
SE Louisiana	16	27	43
South Carolina	25	37	62

Points	In	Off	2nd	Fast	Bench
SE Louisiana	16	6	10	3	23
South Carolina	22	30	15	3	18

Last FG - SLU 2nd-00:25, SC 2nd-01:21.  
 Largest lead - SLU None, SC by 25 2nd-01:21.

Score tied - 0 times.  
 Lead changed - 0 times.

**GAME 12 - SOUTH CAROLINA 57, WOFFORD 45**  
**COLUMBIA, S.C. - DEC. 28, 2011**

**COLUMBIA, S.C.** - South Carolina continued its winning ways after the holiday break with a 57-45 win against in-state foe Wofford (7-6) Wednesday night at the Colonial Life Arena. Bruce Ellington scored a season high 17 points behind a 5-for-6 effort from beyond the arc to pace the Gamecocks (6-6).

Freshman Damien Leonard scored 14 points in 16 minutes of action courtesy of shooting 4-for-6 from 3-point range, and R.J. Slawson added two more 3's as South Carolina had its best outside shooting effort of the season at 55 percent with 11 made 3-pointers.

Sophomore Damontre Harris tied his career high with five blocks. Anthony Gill led all players with eight rebounds on the night, seven on the defensive end.

Despite a first half disadvantage in rebounding with Wofford controlling a 19-9 edge on the boards in the opening 20 minutes, South Carolina used timely shooting from beyond the arc to build and reclaim the lead in the first half. Trailing 19-16 with five minutes remaining in the half, the Gamecocks closed out the break on a 13-2 run highlighted by three consecutive 3's to race to a 29-21 halftime lead.

Wofford closed to within five points twice in the second half and threatened the match at 46-41 with 5:06 remaining, but Leonard and Ellington closed out the game on an 11-2 run to seal the victory. Leonard hit two consecutive 3's followed by a third by Ellington before Leonard hit two free throws for the final points of the game.

**Official Basketball Box Score -- Game Totals -- Final Statistics**  
**Wofford vs South Carolina**  
**12/28/11 7 p.m. at Columbia, S.C. (Colonial Life Arena)**

**Wofford 45 • 7-6**

##	Player	Total			3-Ptr			Rebounds			PF	TP	A	TO	Blk	Stl	Min
		FG-FGA	FG-FGA	FT-FTA	FG-FGA	FG-FGA	FT-FTA	Off	Def	Tot							
14	SMITH, Aerris	f	2-5	0-0	0-0	1	2	3	1	4	0	2	0	1	0	17	
21	CROWELL, Drew	f	4-8	0-0	1-2	4	3	7	2	9	2	2	0	0	0	31	
02	COCHRAN, Karl	g	5-10	2-6	0-0	1	2	3	4	12	1	2	0	2	0	30	
10	GILTNER, Kevin	g	4-14	2-10	0-0	2	3	5	0	10	1	1	0	0	0	40	
35	LOESING, Brad	g	3-6	1-2	1-2	1	3	4	2	8	5	4	1	0	0	40	
05	BYRD, Jarell		0-1	0-1	0-0	0	1	1	0	0	1	0	0	0	0	7	
13	WAGENER, Taylor		0-0	0-0	0-0	0	0	0	0	0	0	2	0	0	0	2	
34	SKINNER, Lee		0-6	0-0	2-6	2	3	5	3	2	0	1	0	0	0	24	
53	RINKSALIS, Domas		0-0	0-0	0-0	0	3	3	1	0	0	0	0	1	0	9	
	Team					3	0	3									
	Totals		18-50	5-19	4-10	14	20	34	13	45	10	15	1	4	0	200	

FG % 1st Half: 8-22 36.4% 2nd half: 10-28 35.7% Game: 18-50 36.0% Deadball Rebounds 3,1  
 3FG % 1st Half: 2-9 22.2% 2nd half: 3-10 30.0% Game: 5-19 26.3%  
 FT % 1st Half: 3-6 50.0% 2nd half: 1-4 25.0% Game: 4-10 40.0%

**South Carolina 57 • 6-6**

##	Player	Total			3-Ptr			Rebounds			PF	TP	A	TO	Blk	Stl	Min
		FG-FGA	FG-FGA	FT-FTA	FG-FGA	FG-FGA	FT-FTA	Off	Def	Tot							
13	GILL, Anthony	f	1-5	0-1	0-0	1	7	8	1	2	3	3	0	1	0	30	
15	COOKE, Malik	f	1-9	0-2	1-1	1	1	2	2	3	0	1	1	2	0	34	
24	HARRIS, Damontre	f	3-6	0-0	0-0	2	5	7	1	6	3	2	5	2	0	29	
30	JACKSON, Lakeem	f	3-4	0-0	0-3	0	2	2	1	6	4	1	0	0	0	24	
05	SMITH, Eric	g	0-3	0-2	0-0	0	0	0	0	0	1	2	0	0	0	17	
02	RICHARDSON, Brian		0-0	0-0	0-0	0	0	0	0	0	0	0	0	0	0	4	
23	ELLINGTON, Bruce		5-7	5-6	2-2	0	3	3	2	17	1	2	0	0	0	25	
32	LEONARD, Damien		4-7	4-6	2-2	0	0	0	0	14	0	2	0	0	0	16	
33	SLAWSON, RJ		2-3	2-3	1-2	1	0	1	2	7	2	0	1	1	0	16	
45	GEATHERS, Carlton		1-1	0-0	0-0	0	0	0	0	2	0	0	0	0	0	5	
	Team					1	2	3									
	Totals		20-45	11-20	6-10	6	20	26	9	57	14	13	7	6	0	200	

FG % 1st Half: 11-25 44.0% 2nd half: 9-20 45.0% Game: 20-45 44.4% Deadball Rebounds 2,1  
 3FG % 1st Half: 6-12 50.0% 2nd half: 5-8 62.5% Game: 11-20 55.0%  
 FT % 1st Half: 1-2 50.0% 2nd half: 5-8 62.5% Game: 6-10 60.0%

Officials: Doug Simrons, Ed Corbett, Don Daily  
 Technical fouls: Wofford-None. South Carolina-HARRIS, Damontre.  
 Attendance: 8152

Score by periods	1st	2nd	Total
Wofford	21	24	45
South Carolina	29	28	57

Points	In	Off	2nd	Fast	Bench
Wofford	18	18	8	6	2
South Carolina	18	11	8	2	40

Last FG - WOF 2nd-01:46, SC 2nd-02:05.  
 Largest lead - WOF by 4 1st-06:41, SC by 12 2nd-02:05.

Score tied - 1 time.  
 Lead changed - 4 times.

**GAME 13 - SOUTH CAROLINA 72, USC UPSTATE 66**  
**COLUMBIA, S.C. - DEC. 31, 2011**

**COLUMBIA, S.C.** - Malik Cooke had his first double-double of the season and scored a career-high 24 points as South Carolina held on to defeat USC Upstate, 72-66, Saturday afternoon in New Years Eve action at the Colonial Life Arena. The win improves the Gamecocks to 7-6 heading into 2012, and the Spartans, in the midst of a seven-game road trip, fall to 8-6.

Cooke added a season-high 10 rebounds to his 24 points and also added three assists to give the Gamecocks three straight wins to close out 2011. It was his second double-double as a Gamecock after transferring from Nevada, besting his 11-point, 11-rebound effort against Arkansas on January 19, 2011.

Sophomore guard Brenton Williams hit double-digits for the first time since the season opener, adding 11 points for the Gamecocks off the back of an 8-for-8 effort from the free throw line. R.J. Slawson continued his strong form with 10 points and eight rebounds on the day. As a team, South Carolina shot 51.1 percent from the field, topping the .500 mark for the third time this season.

The teams traded baskets to start the game with USC Upstate leading 12-11 six minutes in before the Gamecocks raced out on a 15-4 run to put distance between the two teams. The Spartans were not able to cut the deficit for the remainder of the half with the Gamecocks leading by as many as 12 points before taking a 40-31 advantage into the break.

Upstate reclaimed the lead at 47-46 with 12:58 remaining in the game amidst a rash of Gamecock turnovers and missed outside shots. The Gamecocks quickly took the lead back with a pair of free throws by Cooke, and the team never relinquished the lead again. South Carolina stretched its lead to as many as seven points with three minutes remaining, but the Spartans mounted comebacks each time the lead threatened to swell.

After a free throw cut Carolina's lead to two, a tip-in by Damontre Harris with 25 seconds remaining put the Gamecocks ahead 70-66. South Carolina sealed the victory after the Spartans missed a 3-point attempt on their next possession that Cooke rebounded to secure the double-double

**GAME 14 - SOUTH CAROLINA 79, SC STATE 51**  
**COLUMBIA, S.C. - JAN. 3, 2012**

**COLUMBIA, S.C.** - South Carolina continued its dominance over in-state foe South Carolina State with a season high 79 points in a 79-51 victory Tuesday night at the Colonial Life Arena. The Gamecocks (8-6) improve to 18-0 all-time against the Bulldogs (4-10) and conclude non-conference play with four straight victories.

All 12 Gamecocks to play in the game scored with Malik Cooke and Damontre Harris leading the team with 11 points each. For the second straight game, RJ Slawson came slightly short of a double-double with his nine-point, nine-rebound effort to go along with career highs of three assists and three steals.

S.C. State freshman Luka Radovic led all scorers with 15 points, but the Gamecocks were able to limit the Bulldogs to 34.6 percent from the field, marking the best defensive effort of the season.

South Carolina raced out to a quick 20-point lead and never looked back. The Gamecocks used balanced scoring in the first half with seven players scoring at least four points and none hitting double-digits as the team coasted to a 45-23 halftime lead on the back of a 58.6 percent shooting effort. The team went 7-of-13 from beyond the arc, the most 3-pointers made in a single half this season, and scored 20 more points in the paint.

The Bulldogs never came closer than 18 points for the remainder of the game as South Carolina stretched its lead to as many as 30 with a 78-48 lead in the final two minutes of the game.

**Official Basketball Box Score -- Game Totals -- Final Statistics**  
**USC Upstate vs South Carolina**  
**12/31/11 12 p.m. at Columbia, S.C. (Colonial Life Arena)**

**USC Upstate 66 • 8-6**

##	Player	Total	3-Ptr			Rebounds			PF	TP	A	TO	Blk	Stl	Min
			FG-FGA	FG-FGA	FT-FTA	Off	Def	Tot							
32	ROGERS, Chalmers	f	1-2	0-0	1-2	1	1	2	4	3	1	1	0	0	16
05	GREENE, Ty	g	4-10	3-8	0-0	1	0	1	0	11	2	1	0	1	35
12	GLENN, Ricardo	g	3-11	0-1	1-4	5	3	8	3	7	3	0	0	0	24
23	CRAIG, Torrey	g	7-13	4-8	2-3	1	3	4	4	20	2	2	0	1	32
31	BLESSING, Mario	g	3-7	1-3	2-2	1	3	4	3	9	2	0	0	2	27
13	MILLER, Fred	g	0-1	0-0	0-0	0	0	0	1	0	0	0	0	0	4
15	RODGERS, Adrian	g	3-6	0-0	1-3	0	1	1	2	7	0	1	0	1	21
24	MAXEY, Jodd	g	4-10	0-0	1-1	4	3	7	5	9	2	2	1	4	21
30	ELAM, Rob	g	0-0	0-0	0-0	0	0	0	2	0	0	0	0	0	2
33	COOK, Carter	g	0-0	0-0	0-0	0	0	0	0	0	0	0	0	0	2
34	OLUMUYIWA, Babatund	g	0-3	0-0	0-0	0	1	1	0	0	0	1	1	1	16
Team						3	0	3							
Totals			25-63	8-20	8-15	16	15	31	24	66	12	8	2	10	200

FG % 1st Half: 14-33 42.4% 2nd half: 11-30 36.7% Game: 25-63 39.7%  
 3FG % 1st Half: 3-8 37.5% 2nd half: 5-12 41.7% Game: 8-20 40.0%  
 FT % 1st Half: 0-2 0.0% 2nd half: 8-13 61.5% Game: 8-15 53.3%

Deadball Rebounds 3,1

**South Carolina 72 • 7-6**

##	Player	Total	3-Ptr			Rebounds			PF	TP	A	TO	Blk	Stl	Min
			FG-FGA	FG-FGA	FT-FTA	Off	Def	Tot							
13	GILL, Anthony	f	3-7	0-1	2-4	0	1	1	2	8	1	3	0	0	23
15	COOKE, Malik	f	8-15	0-2	8-11	4	6	10	1	24	3	1	1	0	37
24	HARRIS, Damontre	f	1-4	0-0	0-0	1	4	5	4	2	2	0	3	2	28
30	JACKSON, Lakeem	f	1-1	0-0	1-4	0	2	2	0	3	1	3	0	1	15
05	SMITH, Eric	g	2-4	0-1	1-1	0	0	0	5	5	1	4	0	0	19
01	WILLIAMS, Brenton	g	1-6	1-3	8-8	0	0	0	1	11	1	2	0	1	20
02	RICHARDSON, Brian	g	2-2	2-2	0-0	0	1	1	1	6	0	0	0	0	18
32	LEONARD, Damien	g	0-0	0-0	1-2	0	3	3	1	1	0	0	0	0	12
33	SLAWSON, RJ	g	4-5	1-2	1-2	3	5	8	3	10	0	1	2	0	25
45	GEATHERS, Carlton	g	1-1	0-0	0-0	1	1	2	0	2	0	0	0	0	3
Team						2	3	5							
Totals			23-45	4-11	22-32	11	26	37	18	72	9	14	6	4	200

FG % 1st Half: 15-25 60.0% 2nd half: 8-20 40.0% Game: 23-45 51.1%  
 3FG % 1st Half: 2-7 28.6% 2nd half: 2-4 50.0% Game: 4-11 36.4%  
 FT % 1st Half: 8-11 72.7% 2nd half: 14-21 66.7% Game: 22-32 68.8%

Deadball Rebounds 5

Officials: Joe Lindsay, Mike Nance, Les Jones  
 Technical fouls: USC Upstate-None. South Carolina-None.  
 Attendance: 6876

Score by periods	1st	2nd	Total
USC Upstate	31	35	66
South Carolina	40	32	72

	Points	In	Off	2nd	Fast	Bench
UPST	28	19	17	8	16	16
SC	32	10	16	6	30	

Last FG - UPST 2nd-02:46, SC 2nd-00:25.  
 Largest lead - UPST by 3 1st-19:06, SC by 12 1st-04:00.

Score tied - 6 times.  
 Lead changed - 7 times.

**Official Basketball Box Score -- Game Totals -- Final Statistics**  
**SC State vs South Carolina**  
**1/3/12 7 p.m. at Columbia, S.C. (Colonial Life Arena)**

**SC State 51 • 4-10**

##	Player	Total	3-Ptr			Rebounds			PF	TP	A	TO	Blk	Stl	Min
			FG-FGA	FG-FGA	FT-FTA	Off	Def	Tot							
05	SANDERS, Omar	f	1-4	0-1	2-6	1	2	3	4	4	0	3	1	3	27
33	RADOVIC, Luka	f	6-10	0-0	3-4	3	1	4	2	15	0	0	0	0	34
01	TOOMBS, Khalif	g	3-8	0-1	3-4	0	1	1	1	9	4	2	0	1	36
02	RILEY, Brandon	g	2-10	0-2	0-0	0	0	0	0	4	2	4	0	0	22
23	MARTIN, Aaron	g	3-7	2-6	1-4	3	6	9	2	9	1	3	0	1	35
00	IKHINMWIN, Joe	g	0-1	0-0	0-0	0	0	0	2	0	0	2	0	0	12
14	BARBER, Shaquil	g	0-2	0-0	2-2	1	1	2	1	2	0	1	1	0	7
15	JOINT, Denim	g	3-10	1-5	1-3	5	5	10	1	8	4	2	3	0	27
Team						2	3	5							
Totals			18-52	3-15	12-23	15	19	34	13	51	11	17	5	5	200

FG % 1st Half: 10-26 38.5% 2nd half: 8-26 30.8% Game: 18-52 34.6%  
 3FG % 1st Half: 0-2 0.0% 2nd half: 3-13 23.1% Game: 3-15 20.0%  
 FT % 1st Half: 3-9 33.3% 2nd half: 9-14 64.3% Game: 12-23 52.2%

Deadball Rebounds 4,1

**South Carolina 79 • 8-6**

##	Player	Total	3-Ptr			Rebounds			PF	TP	A	TO	Blk	Stl	Min
			FG-FGA	FG-FGA	FT-FTA	Off	Def	Tot							
13	GILL, Anthony	f	2-3	0-0	2-2	1	4	5	4	6	1	2	2	1	20
15	COOKE, Malik	f	3-6	1-1	4-4	2	2	4	3	11	2	0	0	2	21
24	HARRIS, Damontre	f	4-9	0-0	3-3	1	5	6	4	11	0	3	1	0	21
30	JACKSON, Lakeem	f	3-4	0-0	0-1	2	3	5	2	6	3	1	2	2	32
05	SMITH, Eric	g	3-5	2-3	0-0	0	2	2	1	8	2	2	0	0	16
01	WILLIAMS, Brenton	g	1-3	0-2	1-2	0	0	0	0	3	2	0	0	1	11
02	RICHARDSON, Brian	g	1-4	0-2	0-0	0	0	0	0	2	0	2	0	1	11
12	PHILLIPS, Shane	g	0-3	0-2	1-2	0	0	0	0	1	0	1	0	0	2
23	ELLINGTON, Bruce	g	3-5	3-3	0-0	0	0	0	0	9	1	0	0	0	13
32	LEONARD, Damien	g	3-6	3-6	0-0	0	1	1	1	9	2	1	0	1	17
33	SLAWSON, RJ	g	3-5	2-4	1-2	7	7	14	1	9	3	0	0	3	24
45	GEATHERS, Carlton	g	2-3	0-0	0-0	1	1	2	4	4	1	1	1	0	12
Team						1	1	2							
Totals			28-56	11-23	12-16	10	26	36	20	79	17	13	6	11	200

FG % 1st Half: 17-29 58.6% 2nd half: 11-27 40.7% Game: 28-56 50.0%  
 3FG % 1st Half: 7-13 53.8% 2nd half: 4-10 40.0% Game: 11-23 47.8%  
 FT % 1st Half: 4-6 66.7% 2nd half: 8-10 80.0% Game: 12-16 75.0%

Deadball Rebounds 2

Officials: Doug Shows, Michael Stephens, Mike Roberts  
 Technical fouls: SC State-RADOVIC, Luka. South Carolina-HARRIS, Damontre.  
 Attendance: 6557

Score by periods	1st	2nd	Total
SC State	23	28	51
South Carolina	45	34	79

	Points	In	Off	2nd	Fast	Bench
SCSU	16	7	12	6	10	10
SC	32	19	6	6	37	

Last FG - SCSU 2nd-02:26, SC 2nd-01:42.  
 Largest lead - SCSU None, SC by 30 2nd-01:42.

Score tied - 1 time.  
 Lead changed - 0 times.

# GAME 15 - SOUTH CAROLINA 64, #2 KENTUCKY 79

LEXINGTON, KY. - JAN. 7, 2012

LEXINGTON, Ky. - A strong second half wasn't enough for South Carolina to offset a cold shooting effort in the first half as No. 2 Kentucky took the SEC opener for both teams, 79-64, at Rupp Arena on Saturday.

South Carolina (8-7, 0-1 SEC) was led by freshman guard Damien Leonard's 15 points, while freshman forward Anthony Gill tallied 10, senior forward Malik Cooke added 11 and sophomore forward Damontre Harris contributed 10. Gill also pulled down a team-high seven rebounds, while Cooke and sophomore forward RJ Slawson both collected six.

Kentucky's (15-1, 1-0 SEC) Terrence Jones led all scorers with 20 points, while freshman forward Anthony Davis tallied 12 points and 10 rebounds for a double-double. The game was the third this season for South Carolina against an opponent ranked in the top two in the nation, as the Gamecocks also faced then-No. 1 North Carolina and then-No. 2 Ohio State.

South Carolina out-rebounded the Wildcats, 32-30, including a 16-7 advantage on the offensive glass, which led to 15 second-chance points for the Gamecocks. South Carolina's bench contributed 28 points, and the Gamecocks tallied 16 points off of Kentucky turnovers.

Despite a cold shooting effort in the first half, South Carolina collected 10 offensive rebounds in the set. The Gamecocks jumped out to a quick 4-0 lead on a dunk by Harris and layup by Gill, but UK would outscore the Gamecocks 9-3 over the course of the next five minutes to hold a 9-7 lead with 14:38 remaining in the opening half.

With a 21-17 lead, Kentucky ended the first half on a 13-1 run to push the advantage into double digits at 34-18 at the halftime break. South Carolina hit just 25 percent from the floor (8-32) in the first half.

The Gamecocks found an offensive rhythm in the second half, eventually holding a 46-45 advantage during the set, hitting 53.1 percent (17-32). Leonard scored all but three of his points in the half, connecting on four shots, including two 3s and a pair of free throws.

Kentucky lengthened its lead to open the half, but Slawson hit a 3 with 11:58 on the clock, and Leonard added two from 3-point range over the course of the next two minutes to pull the Gamecocks within 13 at 58-45.

UK's Kidd-Gilchrist would add a dunk and two free throws, but a 3 by sophomore guard Bruce Ellington and a jumper by Leonard pulled the Gamecocks within 12 with just under eight minutes remaining in the contest.

The Gamecocks followed with a turnover and missed shots, which allowed the Wildcats to hold the lead and close the 79-64 victory.

## Official Basketball Box Score -- Game Totals -- Final Statistics

### South Carolina vs Kentucky

01/07/12 4:00 pm at Rupp Arena - Lexington, KY

#### South Carolina 64 • 8-7, 0-1

##	Player	Total			3-Ptr			Rebounds			PF	TP	A	TO	Blk	Stl	Min
		FG-FGA	FG-FGA	FT-FTA	FG-FGA	FG-FGA	FT-FTA	Off	Def	Tot							
13	GILL, Anthony	f	4-11	0-1	2-2	3	4	7	4	10	0	2	0	3	30		
15	COOKE, Malik	f	5-14	0-2	1-2	2	4	6	1	11	3	1	0	1	38		
24	HARRIS, Damontre	f	4-5	0-0	2-2	2	1	3	4	10	1	0	2	1	23		
30	JACKSON, Lakeem	f	1-3	0-0	0-0	3	0	3	0	2	0	1	0	0	15		
05	SMITH, Eric	g	1-4	1-2	0-0	0	3	3	0	3	1	1	0	0	12		
02	RICHARDSON, Brian		0-2	0-2	0-0	0	0	0	1	0	0	0	0	1	5		
23	ELLINGTON, Bruce		3-13	1-8	1-2	1	1	2	1	8	4	0	0	1	29		
32	LEONARD, Damien		5-8	3-6	2-2	0	2	2	3	15	0	3	0	0	24		
33	SLAWSON, RJ		2-4	1-1	0-0	5	1	6	4	5	1	1	1	1	19		
45	GEATHERS, Carlton		0-0	0-0	0-0	0	0	0	0	0	0	1	0	0	5		
	Team					0	0	0				2					
Totals			25-64	6-22	8-10	16	16	32	18	64	10	12	3	8	200		

FG % 1st Half: 8-32 25.0% 2nd half: 17-32 53.1% Game: 25-64 39.1% Deadball Rebounds 1,1  
 3FG % 1st Half: 1-10 10.0% 2nd half: 5-12 41.7% Game: 6-22 27.3%  
 FT % 1st Half: 1-2 50.0% 2nd half: 7-8 87.5% Game: 8-10 80.0%

#### Kentucky 79 • 15-1, 1-0

##	Player	Total			3-Ptr			Rebounds			PF	TP	A	TO	Blk	Stl	Min
		FG-FGA	FG-FGA	FT-FTA	FG-FGA	FG-FGA	FT-FTA	Off	Def	Tot							
03	Jones, Terrence	f	8-9	1-2	3-5	2	1	3	2	20	1	4	0	0	32		
14	Kidd-Gilchrist, M.	f	3-5	0-1	3-4	2	4	6	0	9	2	3	1	0	37		
23	Davis, Anthony	f	5-10	0-0	2-2	2	8	10	2	12	0	1	7	2	30		
20	Lamb, Doron	g	3-5	2-3	2-2	0	3	3	2	10	2	1	0	0	28		
25	Teague, Marquis	g	6-10	1-1	4-5	0	3	3	1	17	4	2	0	1	36		
01	Miller, Darius		1-6	0-2	2-2	0	1	1	3	4	4	3	0	0	19		
30	Vargas, Eloy		1-1	0-0	0-2	0	0	0	0	2	0	0	0	1	10		
33	Wiltjer, Kyle		2-3	1-2	0-0	0	1	1	1	5	0	1	0	0	8		
	Team					1	2	3									
Totals			29-49	5-11	16-22	7	23	30	11	79	13	15	8	4	200		

FG % 1st Half: 13-23 56.5% 2nd half: 16-26 61.5% Game: 29-49 59.2% Deadball Rebounds 2,1  
 3FG % 1st Half: 2-5 40.0% 2nd half: 3-6 50.0% Game: 5-11 45.5%  
 FT % 1st Half: 6-9 66.7% 2nd half: 10-13 76.9% Game: 16-22 72.7%

Officials: Joe Lindsay, Tom Eades, Patrick Evans  
 Technical fouls: South Carolina-None. Kentucky-None.  
 Attendance: 24219

Score by periods	1st	2nd	Total	In	Off	2nd	Fast	Bench
South Carolina	18	46	64	Paint	T/O	Chance	Break	
Kentucky	34	45	79	SC 26	16	15	0	28
				UK 48	10	4	12	11

Last FG - SC 2nd-00:19, UK 2nd-01:27. Score tied - 1 time.  
 Largest lead - SC by 4 1st-18:38, UK by 21 2nd-12:53. Lead changed - 1 time.



## #15 - MALIK COOKE

R-SENIOR - FORWARD

6'5 - 215 - 3 LETTERS

CHARLOTTE, N.C. - CHRIST SCHOOL/NEVADA

### COOKE'S CAREER HIGHS

**POINTS**

24, vs. USC Upstate (Dec. 31, 2011)

**FIELD GOALS**

8, 3 times, last vs. USC Upstate (Dec. 31, 2011)

**FIELD GOAL ATTEMPTS**

15, twice, last vs. USC Upstate (Dec. 31, 2011)

**3-POINT FIELD GOALS**

3, 3 times, last vs. Providence (Dec. 1, 2011)

**3-POINT FIELD GOAL ATTEMPTS**

7, at Michigan State (Nov. 16, 2010)

**FREE THROWS**

10, vs. Miss. Valley State (Nov. 22, 2011)

**FREE THROW ATTEMPTS**

12, vs. Miss. Valley State (Nov. 22, 2011)

**REBOUNDS**

13, vs. Vanderbilt (Jan. 8, 2011)

**ASSISTS**

5, twice, last vs. Sonoma State (12/9/08)

**BLOCKS**

3, vs. Tenn. State (Nov. 20, 2011)

**STEALS**

6, twice, last vs. Utah State (3/14/09)

**MINUTES PLAYED**

38, at Kentucky (Jan. 7, 2012)

### COOKE'S SEASON HIGHS

**POINTS**

24, vs. USC Upstate (Dec. 31, 2011)

**FIELD GOALS**

8, twice, last vs. USC Upstate (Dec. 31, 2011)

**FIELD GOAL ATTEMPTS**

15, vs. USC Upstate (Dec. 31, 2011)

**3-POINT FIELD GOALS**

3, vs. Providence (Dec. 1, 2011)

**3-POINT FIELD GOAL ATTEMPTS**

6, vs. Tenn. State (Nov. 20, 2011)

**FREE THROWS**

10, vs. Miss. Valley State (Nov. 22, 2011)

**FREE THROW ATTEMPTS**

12, vs. Miss. Valley State (Nov. 22, 2011)

**REBOUNDS**

10, vs. USC Upstate (Dec. 31, 2011)

**ASSISTS**

4, vs. North Carolina (Nov. 25, 2011)

**BLOCKS**

3, vs. Tenn. State (Nov. 20, 2011)

**STEALS**

4, 3 times, last vs. SE Louisiana (Dec. 21, 2011)

**MINUTES PLAYED**

38, at Kentucky (Jan. 7, 2012)

### 2011-12

Opponent	Date	GS	Min	FG-FGA	Pct	3FG-FGA	Pct	FT-FTA	Pct	Off	Def	Tot	Avg	PF	FO	A	TO	Blk	Stl	Pts	Avg
Western Carolina	Nov. 11	*	23	3-8	.375	0-0	.000	4-6	.667	5	2	7	7.0	0	0	1	3	0	0	10	10.0
at Elon	Nov. 15	*	26	3-10	.333	1-3	.333	2-2	.750	2	3	5	6.0	5	0	1	0	0	0	9	9.5
Tenn State	Nov. 20	*	36	4-12	.333	1-6	.222	1-2	.700	1	5	6	6.0	4	0	2	4	3	2	10	9.7
Miss Valley State	Nov. 22	*	32	4-8	.368	0-3	.167	10-12	.773	1	3	4	5.5	1	0	3	1	2	3	18	11.8
UNC	Nov. 25	*	29	4-9	.383	2-2	.286	2-4	.731	2	3	5	5.4	3	0	4	3	2	2	12	11.8
So. California	Nov. 26	*	30	4-5	.426	1-2	.313	1-1	.741	0	2	2	4.8	2	0	0	3	0	1	10	11.5
Providence	Dec. 1	*	33	8-12	.469	3-5	.381	2-2	.759	2	1	3	4.6	2	0	3	4	2	4	21	12.9
at Clemson	Dec. 4	*	35	2-10	.432	0-2	.348	2-4	.727	5	3	8	5.0	2	0	1	1	0	4	6	12.0
Presbyterian	Dec. 13	*	27	5-7	.457	1-1	.375	3-3	.750	1	3	4	4.9	1	0	2	1	0	2	14	12.2
Ohio State	Dec. 17	*	31	6-10	.473	0-1	.360	9-10	.783	1	2	3	4.7	2	0	3	2	1	2	21	13.1
SE Louisiana	Dec. 21	*	32	3-8	.465	1-2	.370	7-8	.796	1	2	3	4.6	2	0	3	2	4	14	13.2	
Wofford	Dec. 28	*	34	1-9	.435	0-2	.345	1-1	.800	1	1	2	4.4	2	0	0	1	1	2	3	12.3
USC Upstate	Dec. 31	*	37	8-15	.447	0-2	.323	8-11	.788	4	6	10	4.8	1	0	3	1	1	0	24	13.2
SC State	Jan. 3	*	21	3-6	.450	1-1	.344	4-4	.800	2	2	4	4.6	3	0	2	0	0	2	11	13.1
at Kentucky	Jan. 7	*	38	5-14	.441	0-2	.324	1-2	.792	2	4	6	4.9	1	0	3	1	0	1	11	12.9
Vanderbilt	Jan. 10																				
Florida	Jan. 14																				
at Auburn	Jan. 21																				
Alabama	Jan. 25																				
at Ole Miss	Jan. 28																				
at Florida	Feb. 2																				
Kentucky	Feb. 4																				
at Tennessee	Feb. 8																				
at Arkansas	Feb. 11																				
Georgia	Feb. 15																				
LSU	Feb. 18																				
at Vanderbilt	Feb. 22																				
Tennessee	Feb. 25																				
Mississippi State	Feb. 29																				
at Georgia	March 3																				

### SEASON NOTES

Played a team-high 23 minutes in season opener vs. Western Carolina (Nov. 11), scoring 10 points ... Matched teammate Anthony Gill for a team high nine points in loss at Elon (Nov. 15) ... Posted 10 points, six rebounds, two assists, a career high three blocks and two steals vs. Tennessee State (Nov. 20) ... Also matched career high with 36 minutes vs. the Tigers ... Posted a season high 18 points in win against Mississippi Valley State (Nov. 22) ... Also had career highs with 10 free throws made and 12 attempted against the Delta Devils ... Tallied 12 points and team highs with four assists and two steals vs. #1 North Carolina (Nov. 25) ... Posted 10 points, two rebounds and one steal vs. Southern Cal (Nov. 26) ... Led Gamecocks in scoring with 21 points vs. Providence (Dec. 1), also posted team highs with three assists and four steals vs. the Friars ... Was solid in road win at Clemson (Dec. 4), posting six points, eight rebounds and four steals ... Hit two free throws with 6.7 seconds remaining on the clock vs. the Tigers to seal win ... Solid in win vs. Presbyterian (Dec. 13), scoring 14 points, while dishing two assists and collecting two steals ... Played with tremendous heart and team leadership vs. No. 2 Ohio State (Dec. 17), twice coming back from a cut above his eye to post a team-high 21 points ... Was a stellar 9-of-10 from the free throw line vs. the Buckeyes ... Continued solid play vs. SE Louisiana (Dec. 21), posting team highs with 14 points, three assists, two blocks and four steals ... Struggled from the floor vs. Wofford (Dec. 28), hitting just 1-of-9 attempts, but still played a team high 34 minutes ... Career night vs. USC Upstate, posting a career best 24 points, hitting 8-of-15 attempts, while collecting 10 rebounds, a season high, for his third career double-double ... Matched Damontre Harris for team lead with 11 points in victory over SC State (Jan. 3) ... Played a career high 38 minutes at No. 2 Kentucky (Jan. 7), scoring 11 points, and posting three assists and one steal ...

### CAREER VS. VANDERBILT (2 GAMES)

MIN	PTS	RBS	AST	BLK	STL	FG%	3FG%	FT%
32.0	10.0	10.0	0.5	1.5	2.0	50.0	0.0	1.000

### CAREER STATISTICS

Season	GP-GS	Min	Avg	FG	FGA	Pct	3FG	3FGA	Pct	FT	FTA	Pct	Off	Def	Tot	Avg	PF	FO	Ast	TO	Blk	Stl	Pts	Avg
2007-08*	33-1	377	11.4	26	54	.481	2	12	.167	25	38	.658	32	64	96	2.9	39	0	17	24	13	12	79	2.4
2008-09*	34-34	934	27.5	116	218	.532	13	29	.448	83	114	.728	95	117	212	6.2	82	1	29	46	20	62	328	9.6
2010-11	30-17	773	25.8	99	221	.448	14	47	.298	71	89	.798	87	104	191	6.4	86	4	21	48	16	44	283	9.4
2011-12	15-15	464	30.9	63	143	.441	11	34	.324	57	72	.792	31	42	73	4.9	31	1	31	27	14	29	194	12.9
<b>Total</b>	<b>112-67</b>	<b>2548</b>	<b>22.8</b>	<b>304</b>	<b>636</b>	<b>.477</b>	<b>40</b>	<b>122</b>	<b>.327</b>	<b>236</b>	<b>313</b>	<b>.753</b>	<b>245</b>	<b>327</b>	<b>572</b>	<b>5.1</b>	<b>238</b>	<b>6</b>	<b>98</b>	<b>145</b>	<b>63</b>	<b>147</b>	<b>884</b>	<b>7.9</b>

\* at Nevada

### CAREER SEC STATISTICS

Season	GP-GS	Min	Avg	FG	FGA	Pct	3FG	3FGA	Pct	FT	FTA	Pct	Off	Def	Tot	Avg	PF	FO	Ast	TO	Blk	Stl	Pts	Avg
2011	16-6	433	27.1	54	116	.466	8	22	.364	51	58	.879	44	56	100	6.3	47	3	8	21	8	26	167	10.4
2012	1-1	38	38.0	5	14	.357	0	2	.000	1	2	.500	2	4	6	6.0	1	0	3	1	0	1	11	11.0
<b>Total</b>	<b>17-1</b>	<b>471</b>	<b>27.7</b>	<b>59</b>	<b>130</b>	<b>.453</b>	<b>8</b>	<b>24</b>	<b>.333</b>	<b>52</b>	<b>60</b>	<b>.866</b>	<b>46</b>	<b>60</b>	<b>106</b>	<b>6.2</b>	<b>48</b>	<b>3</b>	<b>11</b>	<b>22</b>	<b>8</b>	<b>27</b>	<b>178</b>	<b>10.4</b>



## #30 - LAKEEM JACKSON

**JUNIOR - FORWARD**

**6'5 - 238 - 2 LETTERS**

**CHARLOTTE, N.C. - CHRIST SCHOOL**

### JACKSON'S CAREER HIGHS

**POINTS**

19 vs. Baylor (1/2/10)

**FIELD GOALS**

9 vs. Baylor (1/2/10)

**FIELD GOAL ATTEMPTS**

17 vs. Baylor (1/2/10)

**3-POINT FIELD GOALS**

1, three times, last vs. Vanderbilt (Jan. 8, 2011)

**3-POINT FIELD GOAL ATTEMPTS**

4 Alabama A&M (11/13/09)

**FREE THROWS**

5 vs. Furman (12/21/09)

**FREE THROW ATTEMPTS**

9, twice, last vs. Baylor (1/2/10)

**REBOUNDS**

14 vs. Alabama (3/11/10)

**ASSISTS**

7, at Vanderbilt (Feb. 5, 2011)

**BLOCKS**

3 vs. Baylor (1/2/10)

**STEALS**

6 vs. Baylor (1/2/10)

**MINUTES PLAYED**

44, vs. WKU (Nov. 27, 2010)

### JACKSON'S SEASON HIGHS

**POINTS**

12, vs. Tenn. State (Nov. 20, 2011)

**FIELD GOALS**

5, vs. Tenn. State (Nov. 20, 2011)

**FIELD GOAL ATTEMPTS**

8, vs. SE Louisiana (Dec. 21, 2011)

**3-POINT FIELD GOALS**

-

**3-POINT FIELD GOAL ATTEMPTS**

1, twice, last at Clemson (Dec. 4, 2011)

**FREE THROWS**

2, twice, last vs. Southern Cal (Nov. 26, 2011)

**FREE THROW ATTEMPTS**

4, twice, last vs. USC Upstate (Dec. 31, 2011)

**REBOUNDS**

10, vs. Western Carolina (Nov. 11, 2011)

**ASSISTS**

5, vs. Western Carolina (Nov. 11, 2011)

**BLOCKS**

2, vs. SC State (Jan. 3, 2012)

**STEALS**

3, vs. Western Carolina (Nov. 11, 2011)

**MINUTES PLAYED**

32, vs. SC State (Jan. 3, 2012)

### 2011-12

Opponent	Date	GS	Min	FG-FGA	Pct	3FG-FGA	Pct	FT-FTA	Pct	Off	Def	Tot	Avg	PF	FO	A	TO	Blk	Stl	Pts	Avg
Western Carolina	Nov. 11	*	21	2-4	.500	0-0	.000	1-1	1.000	2	8	10	10.0	2	0	5	0	0	3	5	5.0
at Elon	Nov. 15	*	26	2-4	.500	0-0	.000	1-2	.667	3	1	4	7.0	5	1	1	2	0	2	5	5.0
Tenn State	Nov. 20	*	26	5-6	.643	0-0	.000	2-4	.571	0	2	2	5.3	1	0	3	4	0	0	12	7.3
Miss Valley State	Nov. 22		19	0-2	.563	0-0	.000	1-3	.500	2	1	3	4.8	1	0	0	1	0	0	1	5.8
UNC	Nov. 25		13	1-2	.556	0-0	.000	0-0	.500	0	2	2	4.2	0	0	1	4	0	0	2	5.0
So. California	Nov. 26		20	1-1	.579	0-0	.000	2-2	.583	0	1	1	3.7	1	0	4	3	1	0	4	4.8
Providence	Dec. 1		24	2-4	.565	0-1	.000	0-0	.583	5	1	6	4.0	2	0	1	2	0	1	4	4.7
at Clemson	Dec. 4	*	25	4-5	.607	0-1	.000	0-1	.538	1	3	4	4.0	1	0	2	2	0	0	8	5.1
Presbyterian	Dec. 13	*	20	3-4	.625	0-0	.000	0-0	.538	1	1	2	3.8	0	0	3	0	0	2	6	5.2
Ohio State	Dec. 17	*	28	3-7	.590	0-0	.000	0-1	.500	1	1	2	3.6	4	0	0	1	0	0	6	5.3
SE Louisiana	Dec. 21	*	22	3-8	.553	0-0	.000	0-0	.500	3	3	6	3.8	1	0	2	0	0	2	6	5.4
Wofford	Dec. 28	*	24	3-4	.569	0-0	.000	0-3	.412	0	2	2	3.7	1	0	4	1	0	0	6	5.4
USC Upstate	Dec. 31	*	15	1-1	.577	0-0	.000	1-4	.381	0	2	2	3.5	0	0	1	3	0	1	3	5.2
SC State	Jan. 3	*	32	3-4	.589	0-0	.000	0-1	.364	2	3	5	3.6	2	0	3	1	2	2	6	5.3
at Kentucky	Jan. 7	*	15	1-3	.576	0-0	.000	0-0	.364	3	0	3	3.6	0	0	0	1	0	0	3	5.1
Vanderbilt	Jan. 10																				
Florida	Jan. 14																				
at Auburn	Jan. 21																				
Alabama	Jan. 25																				
at Ole Miss	Jan. 28																				
at Florida	Feb. 2																				
Kentucky	Feb. 4																				
at Tennessee	Feb. 8																				
at Arkansas	Feb. 11																				
Georgia	Feb. 15																				
LSU	Feb. 18																				
at Vanderbilt	Feb. 22																				
Tennessee	Feb. 25																				
Mississippi State	Feb. 29																				
at Georgia	March 3																				

### SEASON NOTES

Dished five assists, committing zero turnovers, while grabbing a game-best 10 rebounds in season opener win over Western Carolina (Nov. 11) ... Posted five points and collected two steals vs. Elon (Nov. 15) ... Tallied first double-figure scoring game of the season with 12 points on 5-of-6 shooting from the floor and two free throws vs. Tennessee State (Nov. 20) ... Added two points and one assist vs. #1 North Carolina (Nov. 25) ... Dished four assists vs. Southern Cal (Nov. 26) ... Contributed four points and six rebounds in 24 minutes vs. Providence (Dec. 1) ... Tallied eight points and dished two assists in victory at Clemson (Dec. 4) ... Dished a team high three assists vs. Presbyterian (Dec. 13) ... Posted six points vs. No. 2 Ohio State (Dec. 17) ... Posted six points, two assists and two steals with no turnovers vs. SE Louisiana (Dec. 21) ... Solid vs. Wofford (Dec. 28), dishing four assists while adding six points ... Three points vs. USC Upstate (Dec. 31) ... Played a season high 32 minutes, scoring six points and dishing three assists, blocking two shots and collecting two steals in victory over SC State (Jan. 3) ... Collected three rebounds, all on the offensive glass, at No. 2 Kentucky (Jan. 7) ...

### CAREER VS. VANDERBILT (4 GAMES)


MIN	PTS	RBS	AST	BLK	STL	FG%	3FG%	FT%
32.3	9.5	3.3	3.5	0.3	1.5	66.7	1.000	11.1

### CAREER STATISTICS

Season	GP-GS	Min	Avg	FG	FGA	Pct	3FG	3FGA	Pct	FT	FTA	Pct	Off	Def	Tot	Avg	PF	FO	Ast	TO	Blk	Stl	Pts	Avg
2009-10	31-30	827	26.7	104	206	.505	0	8	.000	16	59	.271	63	91	154	5.0	66	0	59	35	19	47	224	7.2
2010-11	26-25	731	28.1	87	182	.478	3	10	.300	26	62	.419	71	75	146	5.6	40	0	66	46	5	24	203	7.8
2011-12	15-11	330	22.0	34	59	.576	0	2	.000	8	22	.364	23	31	54	3.6	21	1	30	25	3	13	76	5.1
<b>Totals</b>	<b>72-66</b>	<b>1888</b>	<b>26.2</b>	<b>225</b>	<b>447</b>	<b>.503</b>	<b>3</b>	<b>20</b>	<b>.150</b>	<b>50</b>	<b>143</b>	<b>.349</b>	<b>157</b>	<b>197</b>	<b>354</b>	<b>4.9</b>	<b>127</b>	<b>1</b>	<b>155</b>	<b>106</b>	<b>27</b>	<b>84</b>	<b>503</b>	<b>6.9</b>

### CAREER SEC STATISTICS

Season	GP-GS	Min	Avg	FG	FGA	Pct	3FG	3FGA	Pct	FT	FTA	Pct	Off	Def	Tot	Avg	PF	FO	Ast	TO	Blk	Stl	Pts	Avg
2010	16-15	454	28.4	54	101	.535	0	0	.000	3	22	.136	33	48	81	5.1	41	0	32	19	5	21	111	6.9
2011	12-11	335	27.9	33	74	.446	1	3	.333	6	2	.273	30	28	58	4.8	17	0	25	22	1	4	73	6.1
2012	1-1	15	15.0	1	3	.333	0	0	.000	0	0	.000	3	0	3	3.0	0	0	0	1	0	0	2	2.0
<b>Totals</b>	<b>29-27</b>	<b>804</b>	<b>27.7</b>	<b>88</b>	<b>178</b>	<b>.494</b>	<b>1</b>	<b>3</b>	<b>.333</b>	<b>9</b>	<b>24</b>	<b>.375</b>	<b>66</b>	<b>76</b>	<b>142</b>	<b>4.8</b>	<b>58</b>	<b>0</b>	<b>57</b>	<b>42</b>	<b>6</b>	<b>25</b>	<b>186</b>	<b>6.4</b>



## #23 - BRUCE ELLINGTON

SOPHOMORE - GUARD

5'9 - 197 - 1 LETTER

MONCKS CORNER, S.C. - BERKELEY

### ELLINGTON'S CAREER HIGHS

**POINTS**

31, at Furman (Dec. 22, 2010)

**FIELD GOALS**

11, at Furman (Dec. 22, 2010)

**FIELD GOAL ATTEMPTS**

23, at Furman (Dec. 22, 2010)

**3-POINT FIELD GOALS**

6, twice, last vs. Vanderbilt (Jan. 8, 2011)

**3-POINT FIELD GOAL ATTEMPTS**

13, twice, last vs. Tennessee (Feb. 16, 2011)

**FREE THROWS**

7, vs. Arkansas (Jan. 19, 2011)

**FREE THROW ATTEMPTS**

11, vs. Arkansas (Jan. 19, 2011)

**REBOUNDS**

8, vs. WKU (Nov. 27, 2010)

**ASSISTS**

8, vs. WKU (Nov. 27, 2010)

**BLOCKS**

1, vs. Ohio State (Dec. 17, 2011)

**STEALS**

4, at Michigan State (Nov. 16, 2010)

**MINUTES PLAYED**

46, vs. WKU (Nov. 27, 2010)

### ELLINGTON'S SEASON HIGHS

**POINTS**

17, vs. Wofford (Dec. 28, 2011)

**FIELD GOALS**

6, vs. Presbyterian (Dec. 13, 2011)

**FIELD GOAL ATTEMPTS**

14, vs. Presbyterian (Dec. 13, 2011)

**3-POINT FIELD GOALS**

5, vs. Wofford (Dec. 28, 2011)

**3-POINT FIELD GOAL ATTEMPTS**

8, at Kentucky (Jan. 7, 2012)

**FREE THROWS**

4, at Clemson (Dec. 4, 2011)

**FREE THROW ATTEMPTS**

4, twice, last vs. Presbyterian (Dec. 13, 2011)

**REBOUNDS**

3, twice, last vs. Wofford (Dec. 28, 2011)

**ASSISTS**

4, at Kentucky (Jan. 7, 2012)

**BLOCKS**

1, vs. Ohio State (Dec. 17, 2011)

**STEALS**

1, 3 times, last at Kentucky (Jan. 7, 2012)

**MINUTES PLAYED**

29, at Kentucky (Jan. 7, 2012)

### 2011-12

Opponent	Date	GS	Min	FG-FGA	Pct	3FG-FGA	Pct	FT-FTA	Pct	Off	Def	Tot	Avg	PF	FO	A	TO	Blk	Stl	Pts	Avg	
Western Carolina	Nov. 11	-	-	-	-	-	-	DNP - Football	-	-	-	-	-	-	-	-	-	-	-	-	-	-
at Elon	Nov. 15	-	-	-	-	-	-	DNP - Football	-	-	-	-	-	-	-	-	-	-	-	-	-	-
Tenn State	Nov. 20	-	-	-	-	-	-	DNP - Football	-	-	-	-	-	-	-	-	-	-	-	-	-	-
Miss Valley State	Nov. 22	-	-	-	-	-	-	DNP - Football	-	-	-	-	-	-	-	-	-	-	-	-	-	-
UNC	Nov. 25	-	-	-	-	-	-	DNP - Football	-	-	-	-	-	-	-	-	-	-	-	-	-	-
So. California	Nov. 26	-	-	-	-	-	-	DNP - Football	-	-	-	-	-	-	-	-	-	-	-	-	-	-
Providence	Dec. 1	27	3-11	.273	0-4	.000	0-0	.000	1	1	2	2.0	3	0	1	2	0	0	6	6.0		
at Clemson	Dec. 4	23	2-8	.263	1-4	.125	4-4	1.000	0	0	0	1.0	3	0	2	2	0	1	9	7.5		
Presbyterian	Dec. 13	25	6-14	.333	1-3	.182	2-4	.750	2	1	3	1.7	1	0	3	2	0	1	15	10.0		
Ohio State	Dec. 17	23	3-7	.350	2-4	.267	0-0	.750	0	1	1	1.5	4	0	8	1	1	1	0	9.5		
SE Louisiana	Dec. 21	21	1-7	.313	0-3	.211	0-0	.750	0	2	2	1.6	2	0	1	2	0	0	2	8.0		
Wofford	Dec. 28	25	5-7	.364	5-6	.360	2-2	.800	0	3	3	1.8	2	0	1	2	0	0	17	9.5		
USC Upstate	Dec. 31	-	-	-	-	-	-	DNP - Football	-	-	-	-	-	-	-	-	-	-	-	-	-	-
SC State	Jan. 3	13	3-5	.383	3-3	.429	0-0	.800	0	0	0	1.6	0	0	1	0	0	0	9	9.4		
at Kentucky	Jan. 7	29	3-13	.356	1-8	.361	1-2	.750	1	1	2	1.6	1	0	4	0	0	1	8	9.3		
Vanderbilt	Jan. 10																					
Florida	Jan. 14																					
at Auburn	Jan. 21																					
Alabama	Jan. 25																					
at Ole Miss	Jan. 28																					
at Florida	Feb. 2																					
Kentucky	Feb. 4																					
at Tennessee	Feb. 8																					
at Arkansas	Feb. 11																					
Georgia	Feb. 15																					
LSU	Feb. 18																					
at Vanderbilt	Feb. 22																					
Tennessee	Feb. 25																					
Mississippi State	Feb. 29																					
at Georgia	March 3																					

### SEASON NOTES

Returned to South Carolina basketball team on Monday, Nov. 28, after competing with the Gamecock football team, where he posted two touchdowns on the year ... Named to the SEC All-Freshman football team ... Posted 707 all-purpose yards in 2011 ... (**BASKETBALL**) In first game of the season vs. Providence (Dec. 1), tallied six points and one assist in 27 minutes off the bench ... Tallied nine points, including the game-winning free throw, in 58-55 victory at Clemson (Dec. 4) ... Posted a season high 15 points, while adding three assists in win over Presbyterian (Dec. 13) ... Tallied eight points vs. No. 2 Ohio State (Dec. 17) ... Posted two points vs. SE Louisiana (Dec. 21) ... Season highs with 17 points and five made shots from beyond the arc in win over Wofford (Dec. 28) ... Will miss the USC Upstate contest while he competes with the South Carolina football team in Orlando for the Capital One Bowl ... Returned to basketball team, hitting a perfect 3-of-3 from 3-point range to score nine points off the bench vs. SC State (Jan. 3) ... Struggled from the floor at No. 2 Kentucky (Jan. 7), hitting just 3-of-13 ... Tallied eight points and a season high four assists vs. the Wildcats ...

### CAREER VS. VANDERBILT (2 GAMES)

MIN	PTS	RBS	AST	BLK	STL	FG%	3FG%	FT%
37.0	17.5	5.5	2.5	0.0	1.0	31.6	40.9	66.7

### CAREER STATISTICS

Season	GP-GS	Min	Avg	FG	FGA	Pct	3FG	3FGA	Pct	FT	FTA	Pct	Off	Def	Tot	Avg	PF	FO	Ast	TO	Blk	Stl	Pts	Avg
2010-11	30-30	928	30.9	138	423	.326	61	198	.308	47	74	.635	25	75	100	3.3	75	0	97	87	0	31	384	12.8
2011-12	8-0	186	23.3	26	73	.356	13	36	.361	9	12	.750	4	9	13	1.6	16	0	14	11	1	3	74	9.3
<b>Totals</b>	<b>37-30</b>	<b>1085</b>	<b>29.3</b>	<b>161</b>	<b>483</b>	<b>.333</b>	<b>73</b>	<b>226</b>	<b>.323</b>	<b>55</b>	<b>84</b>	<b>.654</b>	<b>28</b>	<b>83</b>	<b>111</b>	<b>3.0</b>	<b>90</b>	<b>0</b>	<b>107</b>	<b>98</b>	<b>1</b>	<b>33</b>	<b>450</b>	<b>12.2</b>

### CAREER SEC STATISTICS

Season	GP-GS	Min	Avg	FG	FGA	Pct	3FG	3FGA	Pct	FT	FTA	Pct	Off	Def	Tot	Avg	PF	FO	Ast	TO	Blk	Stl	Pts	Avg
2011	16-16	500	31.3	69	237	.291	31	122	.254	23	35	.657	18	32	50	3.1	41	0	42	43	0	14	192	12.0
2012	1-0	29	29.0	3	13	.231	1	8	.125	1	2	.500	1	1	2	2.0	1	0	4	0	0	1	8	8.0
<b>Totals</b>	<b>17-16</b>	<b>529</b>	<b>31.1</b>	<b>72</b>	<b>250</b>	<b>.288</b>	<b>32</b>	<b>130</b>	<b>.243</b>	<b>24</b>	<b>37</b>	<b>.648</b>	<b>19</b>	<b>33</b>	<b>52</b>	<b>3.1</b>	<b>42</b>	<b>0</b>	<b>46</b>	<b>43</b>	<b>0</b>	<b>15</b>	<b>200</b>	<b>11.8</b>





## #24 - DAMONTRE HARRIS

SOPHOMORE - FORWARD

6'9 - 226 - 1 LETTER

FAYETTEVILLE, N.C. - TRINITY CHRISTIAN

### HARRIS' CAREER HIGHS

**POINTS**  
15, vs. Southern Cal (Nov. 26, 2011)

**FIELD GOALS**  
7, vs. Southern Cal (Nov. 26, 2011)

**FIELD GOAL ATTEMPTS**  
11, vs. Southern Cal (Nov. 26, 2011)

**3-POINT FIELD GOALS**  
-

**3-POINT FIELD GOAL ATTEMPTS**  
1, twice, last vs. Tennessee (March 3, 2011)

**FREE THROWS**  
4, vs. Elon (Nov. 15, 2011)

**FREE THROW ATTEMPTS**  
7, vs. Elon (Nov. 15, 2011)

**REBOUNDS**  
10, twice, last vs. vs. Elon (Nov. 15, 2011)

**ASSISTS**  
3, twice, last vs. Wofford (Dec. 28, 2011)

**BLOCKS**  
5, 4 times, last vs. Wofford (Dec. 28, 2011)

**STEALS**  
2, 6 times, last vs. USC Upstate (Dec. 31, 2011)

**MINUTES PLAYED**  
35, at Clemson (Dec. 4, 2011)

### HARRIS' SEASON HIGHS

**POINTS**  
15, vs. Southern Cal (Nov. 26, 2011)

**FIELD GOALS**  
7, vs. Southern Cal (Nov. 26, 2011)

**FIELD GOAL ATTEMPTS**  
11, vs. Southern Cal (Nov. 26, 2011)

**3-POINT FIELD GOALS**  
-

**3-POINT FIELD GOAL ATTEMPTS**  
-

**FREE THROWS**  
4, vs. Elon (Nov. 15, 2011)

**FREE THROW ATTEMPTS**  
7, vs. Elon (Nov. 15, 2011)

**REBOUNDS**  
10, vs. Elon (Nov. 15, 2011)

**ASSISTS**  
3, vs. Wofford (Dec. 28, 2011)

**BLOCKS**  
5, three times, last vs. Wofford (Dec. 28, 2011)

**STEALS**  
2, 4 times, last vs. USC Upstate (Dec. 31, 2011)

**MINUTES PLAYED**  
35, at Clemson (Dec. 4, 2011)

### 2011-12

Opponent	Date	GS	Min	FG-FGA	Pct	3FG-FGA	Pct	FT-FTA	Pct	Off	Def	Tot	Avg	PF	FO	A	TO	Blk	Stl	Pts	Avg
Western Carolina	Nov. 11	*	19	1-4	.250	0-0	.000	1-2	.500	1	0	1	1.0	4	0	0	1	2	0	3	3.0
at Elon	Nov. 15	*	26	2-4	.300	0-0	.000	4-7	.566	6	4	10	5.5	1	0	0	1	1	2	8	5.5
Tenn State	Nov. 20	*	16	2-2	.417	0-0	.000	1-1	.600	0	7	7	6.0	2	0	0	0	2	0	5	5.3
Miss Valley State	Nov. 22	*	19	1-3	.400	0-0	.000	2-2	.667	2	1	3	5.3	2	0	0	1	1	0	4	5.0
UNC	Nov. 25	*	19	0-2	.353	0-0	.000	0-0	.667	2	3	5	5.2	3	0	0	0	1	1	0	4.0
So. California	Nov. 26	*	30	7-11	.464	0-0	.000	1-1	.692	3	3	6	5.3	1	0	0	0	2	0	15	5.8
Providence	Dec. 1	*	15	0-1	.448	0-0	.000	0-0	.692	1	1	2	4.9	1	0	0	0	1	0	0	5.0
at Clemson	Dec. 4	*	35	4-9	.447	0-0	.000	2-2	.733	3	3	6	5.0	2	0	0	1	5	1	10	5.6
Presbyterian	Dec. 13	*	26	4-6	.477	0-0	.000	1-1	.750	0	3	3	4.8	4	0	2	1	5	0	9	6.0
Ohio State	Dec. 17	*	28	2-4	.479	0-0	.000	0-0	.750	0	2	2	4.5	0	0	1	0	0	1	4	5.8
SE Louisiana	Dec. 21	*	22	1-2	.480	0-0	.000	1-2	.722	3	4	7	4.7	4	0	0	2	1	2	3	5.5
Wofford	Dec. 28	*	29	3-6	.482	0-0	.000	0-0	.722	2	5	7	4.9	1	0	3	2	5	2	6	5.6
USC Upstate	Dec. 31	*	28	1-4	.467	0-0	.000	0-0	.722	1	4	5	4.9	4	0	2	0	3	2	2	5.3
SC State	Jan. 3	*	21	4-9	.464	0-0	.000	3-3	.762	1	5	6	5.0	4	0	0	3	1	0	11	5.7
at Kentucky	Jan. 7	*	23	4-5	.486	0-0	.000	2-2	.783	2	1	3	4.9	4	0	1	0	2	1	10	6.0
Vanderbilt	Jan. 10																				
Florida	Jan. 14																				
at Auburn	Jan. 21																				
Alabama	Jan. 25																				
at Ole Miss	Jan. 28																				
at Florida	Feb. 2																				
Kentucky	Feb. 4																				
at Tennessee	Feb. 8																				
at Arkansas	Feb. 11																				
Georgia	Feb. 15																				
LSU	Feb. 18																				
at Vanderbilt	Feb. 22																				
Tennessee	Feb. 25																				
Mississippi State	Feb. 29																				
at Georgia	March 3																				

### SEASON NOTES

Blocked two shots in season opener vs. Western Carolina (Nov. 11), but collected just one rebound and tallied three points ... Just two points away from first-career double-double with eight points and 10 rebounds vs. Elon (Nov. 15) ... Collected seven rebounds in just 16 minutes vs. Tennessee State (Nov. 20) ... Went 2-for-2 from the line against Mississippi Valley State (Nov. 22) and collected three rebounds with one block ... Collected five rebounds vs. #1 North Carolina (Nov. 25) ... Tallied a career high 15 points on 7-of-11 shooting from the field vs. Southern Cal (Nov. 26) ... One block vs. Providence (Dec. 1) ... Matched career high with five blocks, in a career high 35 minutes, while adding 10 points in win at Clemson (Dec. 4) ... Matched career high for second straight game with five blocks in win vs. Presbyterian (Dec. 13) ... Posted four points, one assist and one steal vs. No. 2 Ohio State (Dec. 17) ... Collected a team high seven rebounds vs. SE Louisiana (Dec. 21) ... Stellar numbers in win over Wofford (Dec. 28), matching career high with five blocks, while adding six points, seven rebounds, three assists and two steals in just 29 minutes ... Dished two assists and matched season high with two steals in 28 minutes vs. USC Upstate (Dec. 31) ... Matched Malik Cooke for a team high 11 points vs. SC State (Jan. 3) ... Tallied 10 points and two blocks at No. 2 Kentucky

### CAREER VS. VANDERBILT (2 GAMES)

MIN	PTS	RBS	AST	BLK	STL	FG%	3FG%	FT%
13.5	3.0	1.5	0.5	0.5	0.0	1.000	0.0	1.000

### CAREER STATISTICS

Season	GP-GS	Min	Avg	FG	FGA	Pct	3FG	3FGA	Pct	FT	FTA	Pct	Off	Def	Tot	Avg	PF	FO	Ast	TO	Blk	Stl	Pts	Avg
2010-11	29-19	491	16.9	47	82	.573	0	2	.000	13	22	.591	48	56	104	3.6	61	1	13	21	26	14	107	3.7
2011-12	15-15	356	23.7	36	74	.486	0	0	.000	18	23	.783	27	46	73	4.9	37	0	9	12	32	12	90	6.0
<b>Totals</b>	<b>44-34</b>	<b>847</b>	<b>19.3</b>	<b>83</b>	<b>156</b>	<b>.532</b>	<b>0</b>	<b>2</b>	<b>.000</b>	<b>31</b>	<b>45</b>	<b>.688</b>	<b>75</b>	<b>102</b>	<b>177</b>	<b>4.0</b>	<b>98</b>	<b>1</b>	<b>22</b>	<b>33</b>	<b>58</b>	<b>26</b>	<b>197</b>	<b>4.5</b>

### CAREER SEC STATISTICS

Season	GP-GS	Min	Avg	FG	FGA	Pct	3FG	3FGA	Pct	FT	FTA	Pct	Off	Def	Tot	Avg	PF	FO	Ast	TO	Blk	Stl	Pts	Avg
2011	16-15	293	18.3	28	49	.571	0	2	.000	7	10	.700	28	27	55	3.4	40	1	6	9	12	9	63	3.9
2012	1-1	23	23.0	4	5	.800	0	0	.000	2	2	1.000	2	1	3	3.0	4	0	1	0	2	1	10	10.0
<b>Totals</b>	<b>17-16</b>	<b>316</b>	<b>18.6</b>	<b>32</b>	<b>54</b>	<b>.592</b>	<b>0</b>	<b>2</b>	<b>.000</b>	<b>9</b>	<b>11</b>	<b>.818</b>	<b>30</b>	<b>28</b>	<b>58</b>	<b>3.4</b>	<b>44</b>	<b>1</b>	<b>7</b>	<b>9</b>	<b>14</b>	<b>10</b>	<b>73</b>	<b>4.3</b>



# #2 - BRIAN RICHARDSON

SOPHOMORE - GUARD

6'4 - 171 - 1 LETTER

WILSON, N.C. - GREENFIELD SCHOOL

## RICHARDSON'S CAREER HIGHS

### POINTS

17, vs. SC State (Jan. 4, 2011)

### FIELD GOALS

6, vs. SC State (Jan. 4, 2011)

### FIELD GOAL ATTEMPTS

12, vs. Providence (Dec. 1, 2011)

### 3-POINT FIELD GOALS

5, vs. SC State (Jan. 4, 2011)

### 3-POINT FIELD GOAL ATTEMPTS

9, 3 times, last vs. Southern Cal (Nov. 26, 2011)

### FREE THROWS

7, vs. Delaware State (12/1/10)

### FREE THROW ATTEMPTS

8, vs. Delaware State (12/1/10)

### REBOUNDS

5, vs. USC Upstate (Nov. 23, 2010)

### ASSISTS

3, twice, last vs. Delaware State (12/1/10)

### BLOCKS

1, 7 times, last vs. West. Carolina (Nov. 11, 2011)

### STEALS

2, five times, last vs. Presbyterian (Dec. 13, 2011)

### MINUTES PLAYED

33, at Furman (Dec. 22, 2010)

## RICHARDSON'S SEASON HIGHS

### POINTS

12, vs. Southern Cal (Nov. 26, 2011)

### FIELD GOALS

4, vs. Southern Cal (Nov. 26, 2011)

### FIELD GOAL ATTEMPTS

12, vs. Providence (Dec. 1, 2011)

### 3-POINT FIELD GOALS

4, vs. Southern Cal (Nov. 26, 2011)

### 3-POINT FIELD GOAL ATTEMPTS

9, vs. Southern Cal (Nov. 26, 2011)

### FREE THROWS

1, twice, last at Clemson (Dec. 4, 2011)

### FREE THROW ATTEMPTS

2, at Clemson (Dec. 4, 2011)

### REBOUNDS

4, vs. Providence (Dec. 1, 2011)

### ASSISTS

2, twice, last vs. North Carolina (Nov. 25, 2011)

### BLOCKS

1, vs. Western Carolina (Nov. 11, 2011)

### STEALS

2, vs. Presbyterian (Dec. 13, 2011)

### MINUTES PLAYED

27, vs. Southern Cal (Nov. 26, 2011)

## 2011-12

Opponent	Date	GS	Min	FG-FGA	Pct	3FG-FGA	Pct	FT-FTA	Pct	Off	Def	Tot	Avg	PF	FO	A	TO	Blk	Stl	Pts	Avg
Western Carolina	Nov. 11	19	2-4	.500	1-3	.333	0-0	.000	1	0	1	1.0	1	0	1	1	5	0	0	0	5.0
at Elon	Nov. 15	21	2-9	.308	0-6	.111	0-0	.000	0	0	0	0.5	0	0	0	0	1	4	4	4.5	
Tenn State	Nov. 20	16	0-8	.190	0-5	.071	0-0	.000	1	0	1	0.7	3	0	2	0	0	0	0	3.0	
Miss Valley State	Nov. 22	11	1-5	.192	0-3	.059	0-0	.000	0	2	2	1.0	1	0	1	1	0	0	2	2.8	
UNC	Nov. 25	19	2-6	.219	0-4	.048	0-0	.000	0	3	3	1.4	4	0	2	3	0	0	4	3.0	
So. California	Nov. 26	27	4-9	.268	4-7	.179	0-0	.000	0	2	2	1.5	2	0	1	2	0	0	12	4.5	
Providence	Dec. 1	17	2-12	.245	0-6	.147	1-1	1.000	2	2	4	1.9	3	0	0	0	0	5	4.6		
at Clemson	Dec. 4	20	3-4	.281	2-3	.189	1-2	.667	1	2	3	2.0	0	0	0	0	0	9	5.1		
Presbyterian	Dec. 13	14	1-4	.279	0-1	.184	0-0	.667	1	2	3	2.1	1	0	0	2	0	2	2	4.8	
Ohio State	Dec. 17	3	0-1	.274	0-0	.184	0-0	.667	0	0	0	1.9	0	0	1	1	0	0	0	4.3	
SE Louisiana	Dec. 21	8	0-1	.270	0-1	.179	0-0	.667	0	0	0	1.7	2	0	1	0	0	0	0	3.9	
Wofford	Dec. 28	4	0-0	.270	0-0	.179	0-0	.667	0	0	0	1.6	0	0	0	0	0	0	0	3.6	
USC Upstate	Dec. 31	18	2-2	.292	2-2	.220	0-0	.667	0	1	1	1.5	1	0	0	0	0	0	6	3.8	
SC State	Jan. 3	11	1-4	.290	0-2	.209	0-0	.667	0	0	0	1.4	0	0	0	2	0	1	2	3.6	
at Kentucky	Jan. 7	5	0-2	.282	0-2	.200	0-0	.667	0	0	0	1.3	1	0	0	0	0	1	0	3.4	
Vanderbilt	Jan. 10																				
Florida	Jan. 14																				
at Auburn	Jan. 21																				
Alabama	Jan. 25																				
at Ole Miss	Jan. 28																				
at Florida	Feb. 2																				
Kentucky	Feb. 4																				
at Tennessee	Feb. 8																				
at Arkansas	Feb. 11																				
Georgia	Feb. 15																				
LSU	Feb. 18																				
at Vanderbilt	Feb. 22																				
Tennessee	Feb. 25																				
Mississippi State	Feb. 29																				
at Georgia	March 3																				

## SEASON NOTES

Was solid in season opener win over Western Carolina (Nov. 11), posting five points, dishing one assist, one block and one steal ... Struggled from the floor vs. Elon (Nov. 15), hitting 2-of-9 attempts overall ... Dished two assists vs. Tennessee State (Nov. 20) ... Grabbed two rebounds and scored two points in 11 minutes against Mississippi Valley State (Nov. 22) ... Tallied four points and dished two assists vs. #1 North Carolina (Nov. 25) ... Breakout game with 12 points on 4-of-7 shooting vs. Southern Cal (Nov. 26) ... Tallied five points and collected four rebounds vs. Providence (Dec. 1) ... Solid in win at Clemson (Dec. 4), providing nine points and three rebounds ... Matched career high with two steals vs. Presbyterian (Dec. 13) ... One assist vs. No. 2 Ohio State (Dec. 17) ... Saw action vs. SE Louisiana (Dec. 21) ... Played vs. Wofford (Dec. 28) ... A perfect 2-of-2 from 3-point range in win over USC Upstate (Dec. 31) ... Contributed two points and one steal vs. SC State (Jan. 3) ... Saw action at No. 2 Kentucky (Jan. 7) ...

## CAREER VS. VANDERBILT (2 GAMES)

MIN	PTS	RBS	AST	BLK	STL	FG%	3FG%	FT%
10.0	0.0	0.5	0.0	0.0	1.0	0.0	0.0	0.0

## CAREER STATISTICS

Season	GP-GS	Min	Avg	FG	FGA	Pct	3FG	3FGA	Pct	FT	FTA	Pct	Off	Def	Tot	Avg	PF	FO	Ast	TO	Blk	Stl	Pts	Avg
2010-11	30-24	582	19.4	53	158	.335	41	122	.336	30	44	.682	5	43	48	1.6	57	1	16	29	6	20	177	5.9
2011-12	15-0	215	14.3	20	71	.282	9	45	.200	2	3	.667	6	14	20	1.3	19	0	9	11	1	6	51	3.4
<b>Totals</b>	<b>45-24</b>	<b>797</b>	<b>17.7</b>	<b>73</b>	<b>229</b>	<b>.318</b>	<b>50</b>	<b>167</b>	<b>.299</b>	<b>32</b>	<b>47</b>	<b>.680</b>	<b>11</b>	<b>57</b>	<b>68</b>	<b>1.5</b>	<b>76</b>	<b>1</b>	<b>25</b>	<b>40</b>	<b>7</b>	<b>26</b>	<b>228</b>	<b>5.1</b>

## CAREER SEC STATISTICS

Season	GP-GS	Min	Avg	FG	FGA	Pct	3FG	3FGA	Pct	FT	FTA	Pct	Off	Def	Tot	Avg	PF	FO	Ast	TO	Blk	Stl	Pts	Avg
2011	16-11	258	16.1	19	68	.276	16	50	.320	10	18	.556	4	18	22	1.4	31	1	3	15	3	11	64	4.0
2012	1-0	5	5.0	0	2	.000	0	2	.000	0	0	.000	0	0	0	0.0	1	0	0	0	0	1	0	0.0
<b>Totals</b>	<b>17-11</b>	<b>263</b>	<b>15.5</b>	<b>19</b>	<b>70</b>	<b>.271</b>	<b>16</b>	<b>52</b>	<b>.307</b>	<b>10</b>	<b>18</b>	<b>.556</b>	<b>4</b>	<b>18</b>	<b>22</b>	<b>1.3</b>	<b>32</b>	<b>1</b>	<b>3</b>	<b>15</b>	<b>3</b>	<b>12</b>	<b>64</b>	<b>3.8</b>



## #33 - RJ SLAWSON

SOPHOMORE - FORWARD

6'8 - 207 - 1 LETTER

CHARLESTON, S.C. - FORT DORCHESTER

### SLAWSON'S CAREER HIGHS

**POINTS**

13, vs. North Carolina (Nov. 25, 2011)

**FIELD GOALS**

6, vs. North Carolina (Nov. 25, 2011)

**FIELD GOAL ATTEMPTS**

10, vs. North Carolina (Nov. 25, 2011)

**3-POINT FIELD GOALS**

2, 4 times, last vs. SC State (Jan. 3, 2012)

**3-POINT FIELD GOAL ATTEMPTS**

4, vs. SC State (Jan. 3, 2012)

**FREE THROWS**

4, 3 times, last vs. Providence (Dec. 1, 2011)

**FREE THROW ATTEMPTS**

6, vs. Tenn. State (Nov. 20, 2011)

**REBOUNDS**

14, vs. North Carolina (Nov. 25, 2011)

**ASSISTS**

3, vs. SC State (Jan. 3, 2012)

**BLOCKS**

4, vs. North Carolina (Nov. 25, 2011)

**STEALS**

3, vs. SC State (Jan. 3, 2012)

**MINUTES PLAYED**

31, vs. North Carolina (Nov. 25, 2011)

### SLAWSON'S SEASON HIGHS

**POINTS**

13, vs. North Carolina (Nov. 25, 2011)

**FIELD GOALS**

6, vs. North Carolina (Nov. 25, 2011)

**FIELD GOAL ATTEMPTS**

10, vs. North Carolina (Nov. 25, 2011)

**3-POINT FIELD GOALS**

2, 3 times, last vs. SC State (Jan. 3, 2012)

**3-POINT FIELD GOAL ATTEMPTS**

4, vs. SC State (Jan. 3, 2012)

**FREE THROWS**

4, twice, last vs. Providence (Dec. 1, 2011)

**FREE THROW ATTEMPTS**

6, vs. Tenn. State (Nov. 20, 2011)

**REBOUNDS**

14, vs. North Carolina (Nov. 25, 2011)

**ASSISTS**

3, vs. SC State (Jan. 3, 2012)

**BLOCKS**

4, vs. North Carolina (Nov. 25, 2011)

**STEALS**

3, vs. SC State (Jan. 3, 2012)

**MINUTES PLAYED**

31, vs. North Carolina (Nov. 25, 2011)

### 2011-12

Opponent	Date	GS	Min	FG-FGA	Pct	3FG-FGA	Pct	FT-FTA	Pct	Off	Def	Tot	Avg	PF	FO	A	TO	Blk	Stl	Pts	Avg
Western Carolina	Nov. 11	21	3-4	.750	0-0	.000	1-2	.500	3	0	3	3.0	3	0	1	0	0	1	7	7.0	
at Elon	Nov. 15	11	1-5	.444	0-2	.000	0-0	.500	1	2	3	3.0	2	0	0	0	0	1	2	4.5	
Tenn State	Nov. 20	28	2-7	.438	0-2	.000	4-6	.625	3	3	6	4.0	3	0	0	2	1	1	10	6.3	
Miss Valley State	Nov. 22	16	2-6	.409	0-0	.000	0-2	.500	1	2	3	3.8	4	0	2	0	1	1	4	5.8	
UNC	Nov. 25	31	6-10	.600	0-1	.000	1-2	.500	4	10	14	5.8	4	0	0	4	4	1	13	7.2	
So. California	Nov. 26	29	3-6	.474	2-3	.250	1-1	.538	0	3	3	5.3	1	0	2	1	1	0	9	7.5	
Providence	Dec. 1	22	2-8	.435	0-1	.222	4-4	.647	4	4	8	5.7	4	0	1	2	1	2	8	7.6	
at Clemson	Dec. 4	6	0-0	.435	0-0	.222	0-0	.647	0	1	1	5.1	2	0	0	0	0	0	0	6.6	
Presbyterian	Dec. 13	17	1-3	.429	0-0	.222	0-0	.647	1	3	4	5.0	2	0	0	0	2	0	2	6.1	
Ohio State	Dec. 17	16	1-2	.431	1-2	.273	0-0	.647	0	0	0	4.5	3	0	0	1	0	0	3	5.8	
SE Louisiana	Dec. 21	12	1-4	.418	0-2	.231	0-0	.647	1	0	1	4.2	5	1	0	2	0	0	2	5.5	
Wofford	Dec. 28	16	2-3	.431	2-3	.313	1-2	.632	1	0	1	3.9	2	0	2	0	1	1	7	5.6	
USC Upstate	Dec. 31	25	4-5	.460	1-2	.333	1-2	.619	3	5	8	4.2	3	0	0	1	2	0	10	5.9	
SC State	Jan. 3	24	3-5	.471	2-4	.364	1-2	.609	2	7	9	4.6	1	0	3	0	0	3	9	6.1	
at Kentucky	Jan. 7	19	2-4	.472	1-1	.391	0-0	.609	5	1	6	4.7	4	0	1	1	1	1	5	6.1	
Vanderbilt	Jan. 10																				
Florida	Jan. 14																				
at Auburn	Jan. 21																				
Alabama	Jan. 25																				
at Ole Miss	Jan. 28																				
at Florida	Feb. 2																				
Kentucky	Feb. 4																				
at Tennessee	Feb. 8																				
at Arkansas	Feb. 11																				
Georgia	Feb. 15																				
LSU	Feb. 18																				
at Vanderbilt	Feb. 22																				
Tennessee	Feb. 25																				
Mississippi State	Feb. 29																				
at Georgia	March 3																				

### SEASON NOTES

Was 3-of-4 from the floor with seven points in season opener vs. Western Carolina (Nov. 11) ... Tallied two points vs. Elon (Nov. 15) ... Posted or matched several career highs with 10 points, including a 4-of-6 effort from the charity stripe, while playing a career high 28 minutes vs. Tennessee State (Nov. 20) ... Tied his career highs with two assists, one block and one steal vs. Mississippi Valley State (Nov. 22) ... Posted a career night vs. #1 North Carolina (Nov. 25), posting career highs with 13 points, 14 rebounds and four blocks ... Named to the Las Vegas Invitational All-Tournament team after finishing tournament play with nine points vs. Southern Cal (Nov. 26) ... Collected a team best eight rebounds vs. Providence (Dec. 1) ... Suffered from right foot strain following Providence contest, however, was available for contest at Clemson (Dec. 4) ... Blocked two shots vs. Presbyterian (Dec. 13) ... Posted three points vs. No. 2 Ohio State (Dec. 17) ... Saw action vs. SE Louisiana (Dec. 21) ... Tallied seven points, hitting two 3s in win vs. Wofford (Dec. 28) ... Tallied 10 points and collected eight rebounds and two blocks in win over USC Upstate (Dec. 31) for best game since UNC contest ... Career game vs. SC State (Jan. 3), nine points, nine rebounds and a career high three assists and three steals ... Solid at No. 2 Kentucky (Jan. 7), posting five points, six rebounds, and one block, assist and steal ...

### CAREER VS. VANDERBILT (2 GAMES)

MIN	PTS	RBS	AST	BLK	STL	FG%	3FG%	FT%
3.0	2.0	0.0	0.0	0.0	0.0	1.000	0.0	0.0

### CAREER STATISTICS

Season	GP-GS	Min	Avg	FG	FGA	Pct	3FG	3FGA	Pct	FT	FTA	Pct	Off	Def	Tot	Avg	PF	FO	Ast	TO	Blk	Stl	Pts	Avg
2010-11	28-0	252	9.0	24	58	.414	6	19	.316	9	11	.818	22	37	59	2.1	40	1	4	14	5	7	63	2.3
2011-12	15-0	293	19.5	34	72	.472	9	23	.391	14	23	.609	29	41	70	4.7	43	1	12	14	14	12	91	6.1
<b>Totals</b>	<b>43-0</b>	<b>548</b>	<b>12.7</b>	<b>58</b>	<b>130</b>	<b>.446</b>	<b>15</b>	<b>42</b>	<b>.357</b>	<b>23</b>	<b>34</b>	<b>.676</b>	<b>51</b>	<b>78</b>	<b>129</b>	<b>3.0</b>	<b>83</b>	<b>2</b>	<b>16</b>	<b>28</b>	<b>19</b>	<b>19</b>	<b>154</b>	<b>3.6</b>

### CAREER SEC STATISTICS

Season	GP-GS	Min	Avg	FG	FGA	Pct	3FG	3FGA	Pct	FT	FTA	Pct	Off	Def	Tot	Avg	PF	FO	Ast	TO	Blk	Stl	Pts	Avg
2011	15-0	153	10.2	11	32	.344	4	11	.364	4	4	1.000	11	20	31	2.1	27	1	0	4	2	4	30	2.0
2012	1-0	19	19.0	2	4	.500	1	1	1.000	0	0	.000	5	1	6	6.0	4	0	1	1	1	1	5	5.0
<b>Totals</b>	<b>16-0</b>	<b>172</b>	<b>10.8</b>	<b>13</b>	<b>36</b>	<b>.361</b>	<b>5</b>	<b>12</b>	<b>.416</b>	<b>4</b>	<b>4</b>	<b>1.000</b>	<b>16</b>	<b>21</b>	<b>37</b>	<b>2.3</b>	<b>31</b>	<b>1</b>	<b>1</b>	<b>5</b>	<b>3</b>	<b>5</b>	<b>35</b>	<b>2.2</b>



## #5 - ERIC SMITH

**SOPHOMORE - GUARD**

**5'11 - 210 - 1 LETTER**

**MULLINS, S.C. - CHRIST SCHOOL**

### SMITH'S CAREER HIGHS

**POINTS**

18, vs. Tenn. State (Nov. 20, 2011)

**FIELD GOALS**

6, twice, last vs. Providence (Dec. 1, 2011)

**FIELD GOAL ATTEMPTS**

13, vs. Providence (Dec. 1, 2011)

**3-POINT FIELD GOALS**

5, vs. Tenn. State (Nov. 20, 2011)

**3-POINT FIELD GOAL ATTEMPTS**

8, vs. Providence (Dec. 1, 2011)

**FREE THROWS**

3, vs. Kentucky (Jan. 22, 2011)

**FREE THROW ATTEMPTS**

4, vs. Radford (Nov. 19, 2010)

**REBOUNDS**

3, 7 times, last at Kentucky (Jan. 7, 2012)

**ASSISTS**

7, vs. Ole Miss (Feb. 22, 2011)

**BLOCKS**

-

**STEALS**

2, 4 times, last vs. SE Louisiana (Dec. 21, 2011)

**MINUTES PLAYED**

31, vs. Miss. Valley State (Nov. 2, 2011)

### SMITH'S SEASON HIGHS

**POINTS**

18, vs. Tenn. State (Nov. 20, 2011)

**FIELD GOALS**

6, twice, last vs. Providence (Dec. 1, 2011)

**FIELD GOAL ATTEMPTS**

13, vs. Providence (Dec. 1, 2011)

**3-POINT FIELD GOALS**

5, vs. Tenn. State (Nov. 20, 2011)

**3-POINT FIELD GOAL ATTEMPTS**

8, vs. Providence (Dec. 1, 2011)

**FREE THROWS**

1, 3 times, last vs. USC Upstate (Dec. 31, 2011)

**FREE THROW ATTEMPTS**

2, twice, last vs. Providence (Dec. 1, 2011)

**REBOUNDS**

3, 4 times, last at Kentucky (Jan. 7, 2012)

**ASSISTS**

4, vs. Western Carolina (Nov. 11, 2011)

**BLOCKS**

-

**STEALS**

2, 3 times, last vs. SE Louisiana (Dec. 21, 2011)

**MINUTES PLAYED**

31, vs. Miss. Valley State (Nov. 2, 2011)

### 2011-12

Opponent	Date	GS	Min	FG-FGA	Pct	3FG-FGA	Pct	FT-FTA	Pct	Off	Def	Tot	Avg	PF	FO	A	TO	Blk	Stl	Pts	Avg	
Western Carolina	Nov. 11	19	4-6	.667	1-2	.500	0-2	.000	0	0	0	0.0	0	4	1	0	0	9	9.0			
at Elon	Nov. 15	14	3-5	.636	0-2	.250	0-1	.000	0	1	1	0.5	2	0	2	1	0	1	6	7.5		
Tenn State	Nov. 20	18	6-10	.619	5-7	.545	1-1	.250	0	2	2	1.0	2	0	1	4	0	0	18	11.0		
Miss Valley State	Nov. 22	* 31	3-6	.593	2-3	.572	0-1	.200	1	2	3	1.5	2	0	2	4	0	2	8	10.3		
UNC	Nov. 25	* 27	2-6	.545	2-5	.526	0-0	.200	0	0	0	1.2	1	0	3	3	0	0	6	9.4		
So. California	Nov. 26	* 20	1-1	.559	1-1	.550	0-0	.200	0	0	0	1.0	4	0	1	3	0	1	3	8.3		
Providence	Dec. 1	* 28	6-13	.532	3-8	.500	1-2	.286	1	2	3	1.3	2	0	1	0	0	2	16	9.4		
at Clemson	Dec. 4	* 22	2-3	.540	0-1	.483	0-0	.286	0	2	2	1.4	2	0	3	1	0	0	4	8.8		
Presbyterian	Dec. 13	* 19	0-4	.500	0-1	.467	0-0	.286	0	3	3	1.6	1	0	2	0	0	0	0	7.8		
Ohio State	Dec. 17	* 23	2-5	.492	1-2	.469	0-0	.286	1	0	1	1.5	0	0	1	2	0	0	5	7.5		
SE Louisiana	Dec. 21	* 19	2-4	.492	1-2	.471	2-4	.364	0	0	0	1.4	0	0	1	0	0	2	7	7.5		
Wofford	Dec. 28	* 17	0-3	.470	0-2	.444	0-0	.364	0	0	0	1.3	0	1	2	0	0	0	6.8			
USC Upstate	Dec. 31	* 19	2-4	.471	0-1	.432	1-1	.417	0	0	0	1.2	5	1	1	4	0	0	5	6.7		
SC State	Jan. 3	* 16	3-5	.480	2-3	.450	0-0	.417	0	2	2	1.2	1	0	2	2	0	0	8	6.8		
at Kentucky	Jan. 7	* 12	1-4	.468	1-2	.452	0-0	.417	0	3	3	1.3	0	0	1	1	0	0	3	6.5		
Vanderbilt	Jan. 10																					
Florida	Jan. 14																					
at Auburn	Jan. 21																					
Alabama	Jan. 25																					
at Ole Miss	Jan. 28																					
at Florida	Feb. 2																					
Kentucky	Feb. 4																					
at Tennessee	Feb. 8																					
at Arkansas	Feb. 11																					
Georgia	Feb. 15																					
LSU	Feb. 18																					
at Vanderbilt	Feb. 22																					
Tennessee	Feb. 25																					
Mississippi State	Feb. 29																					
at Georgia	March 3																					

### SEASON NOTES

Dished four assists with just one turnover, while adding a career high nine points in season opener vs. Western Carolina (Nov. 11) ... Dished two assists and added six points at Elon (Nov. 15) ... Doubled career high with 18 points on 6-of-10 shooting, including a 5-of-7 mark from 3-point range vs. Tennessee State (Nov. 20) ... Earned first career start against Mississippi Valley State (Nov. 22), posting eight points while getting career highs with three rebounds, two steals and 31 minutes played ... Collected three assists vs. #1 North Carolina (Nov. 25) ... Was solid in contest vs. Providence (Dec. 1), scoring 16 points, hitting 6-of-13 attempts from the field ... Hit crucial shot with 25.9 seconds remaining in Clemson contest (Dec. 4), which pushed the Carolina lead to three points ... Dished three assists vs. the Tigers ... Tallied two assists vs. Presbyterian (Dec. 13) ... Posted five points and one assist vs. No. 2 Ohio State (Dec. 17) ... Matched career high with two steals vs. SE Louisiana (Dec. 21) ... One assist vs. Wofford (Dec. 28) ... Five points and one assist vs. USC Upstate (Dec. 31) ... Tallied eight points and two assists vs. SC State (Jan. 3) ... Matched career high with three rebounds at No. 2 Kentucky (Jan. 7) ...

### CAREER VS. VANDERBILT (2 GAMES)


MIN	PTS	RBS	AST	BLK	STL	FG%	3FG%	FT%
13.5	3.0	0.0	1.0	0.0	0.0	1.000	0.0	66.7

### CAREER STATISTICS

Season	GP-GS	Min	Avg	FG	FGA	Pct	3FG	3FGA	Pct	FT	FTA	Pct	Off	Def	Tot	Avg	PF	FO	Ast	TO	Blk	Stl	Pts	Avg
2010-11	28-0	371	13.3	20	66	.303	8	35	.229	20	32	.625	6	16	22	0.8	29	0	42	25	0	6	68	2.4
2011-12	15-12	304	20.3	37	79	.468	19	42	.452	5	12	.417	3	17	20	1.3	22	1	26	28	0	8	98	6.5
<b>Totals</b>	<b>43-12</b>	<b>675</b>	<b>15.7</b>	<b>57</b>	<b>145</b>	<b>.393</b>	<b>27</b>	<b>77</b>	<b>.350</b>	<b>25</b>	<b>44</b>	<b>.568</b>	<b>9</b>	<b>33</b>	<b>42</b>	<b>0.9</b>	<b>51</b>	<b>1</b>	<b>68</b>	<b>53</b>	<b>0</b>	<b>14</b>	<b>166</b>	<b>3.8</b>

### CAREER SEC STATISTICS

Season	GP-GS	Min	Avg	FG	FGA	Pct	3FG	3FGA	Pct	FT	FTA	Pct	Off	Def	Tot	Avg	PF	FO	Ast	TO	Blk	Stl	Pts	Avg
2011	16-0	260	16.3	15	49	.306	6	24	.250	13	17	.765	6	7	13	0.8	18	0	23	15	0	4	49	3.1
2012	1-1	12	12.0	1	4	.250	1	2	.500	0	0	.000	0	3	3	3.0	0	0	1	1	0	0	3	3.0
<b>Totals</b>	<b>17-1</b>	<b>272</b>	<b>16.0</b>	<b>16</b>	<b>53</b>	<b>.301</b>	<b>7</b>	<b>26</b>	<b>.269</b>	<b>13</b>	<b>17</b>	<b>.765</b>	<b>6</b>	<b>10</b>	<b>16</b>	<b>0.9</b>	<b>18</b>	<b>0</b>	<b>23</b>	<b>16</b>	<b>0</b>	<b>4</b>	<b>52</b>	<b>3.1</b>



## #45 - CARLTON GEATHERS

R-FRESHMAN - FORWARD

6'10 - 250 - HS

GEORGETOWN, S.C. - CARVERS BAY

### GEATHERS' SEASON HIGHS

**POINTS**

4, 3 times, last vs. SC State (Jan. 3, 2012)

**FIELD GOALS**

2, twice, last vs. SC State (Jan. 3, 2012)

**FIELD GOAL ATTEMPTS**

4, vs. Western Carolina (Nov. 11, 2011)

**3-POINT FIELD GOALS**

-

**3-POINT FIELD GOAL ATTEMPTS**

-

**FREE THROWS**

2, vs. SE Louisiana (Dec. 21, 2011)

**FREE THROW ATTEMPTS**

2, twice, last vs. SE Louisiana (Dec. 21, 2011)

**REBOUNDS**

6, vs. Western Carolina (Nov. 11, 2011)

**ASSISTS**

1, vs. SC State (Jan. 3, 2012)

**BLOCKS**

3, twice, last vs. Providence (Dec. 1, 2011)

**STEALS**

-

**MINUTES PLAYED**

16, vs. Western Carolina (Nov. 11, 2011)

### 2011-12

Opponent	Date	GS	Min	FG-FGA	Pct	3FG-FGA	Pct	FT-FTA	Pct	Off	Def	Tot	Avg	PF	FO	A	TO	Blk	Stl	Pts	Avg
Western Carolina	Nov. 11	16	2-4	.500	0-0	.000	0-0	.000	1	5	6	6.0	0	0	0	0	1	0	4	4.0	
at Elon	Nov. 15	8	0-0	.500	0-0	.000	0-0	.000	0	1	1	3.5	2	0	0	0	0	0	0	2.0	
Tenn State	Nov. 20	13	0-1	.400	0-0	.000	0-0	.000	1	1	2	3.0	1	0	0	0	1	0	0	1.3	
Miss Valley State	Nov. 22	11	0-0	.000	0-0	.000	0-0	.000	0	3	3	3.0	1	0	0	0	3	0	0	1.0	
UNC	Nov. 25	3	0-1	.333	0-0	.000	0-0	.000	0	2	2	2.8	2	0	0	0	0	0	0	0.8	
So. California	Nov. 26	3	0-0	.333	0-0	.000	0-0	.000	0	0	0	2.3	1	0	0	0	0	0	0	0.7	
Providence	Dec. 1	8	0-0	.333	0-0	.000	0-0	.000	0	3	3	2.4	1	0	0	1	3	0	0	0.6	
at Clemson	Dec. 4	3	0-1	.286	0-0	.000	0-0	.000	0	0	0	2.1	0	0	0	0	0	0	0	0.5	
Presbyterian	Dec. 13	4	0-0	.286	0-0	.000	0-0	.000	0	1	1	2.0	1	0	0	0	0	0	0	0.4	
Ohio State	Dec. 17	8	0-0	.286	0-0	.000	1-2	.500	1	2	3	2.1	0	0	0	0	1	0	1	0.5	
SE Louisiana	Dec. 21	11	1-3	.300	0-0	.000	2-2	.750	4	0	4	2.3	2	0	0	1	0	0	4	0.8	
Wofford	Dec. 28	5	1-1	.364	0-0	.000	0-0	.750	0	0	0	2.1	0	0	0	0	0	0	2	0.9	
USC Upstate	Dec. 31	3	1-1	.417	0-0	.000	0-0	.750	1	1	2	2.1	0	0	0	0	0	0	2	1.0	
SC State	Jan. 3	12	2-3	.467	0-0	.000	0-0	.750	1	1	2	2.1	4	0	1	1	1	0	4	1.2	
at Kentucky	Jan. 7	5	0-0	.467	0-0	.000	0-0	.750	0	0	0	1.9	0	0	0	1	0	0	0	1.1	
Vanderbilt	Jan. 10																				
Florida	Jan. 14																				
at Auburn	Jan. 21																				
Alabama	Jan. 25																				
at Ole Miss	Jan. 28																				
at Florida	Feb. 2																				
Kentucky	Feb. 4																				
at Tennessee	Feb. 8																				
at Arkansas	Feb. 11																				
Georgia	Feb. 15																				
LSU	Feb. 18																				
at Vanderbilt	Feb. 22																				
Tennessee	Feb. 25																				
Mississippi State	Feb. 29																				
at Georgia	March 3																				

### SEASON NOTES

In first career contest, collected six rebounds and tallied four points in season opener vs. Western Carolina (Nov. 11) ... Saw action vs. Elon (Nov. 15), collecting one rebound ... Earned a block vs. Tennessee State (Nov. 20) ... Swatted a game-high and career high three blocks against Mississippi Valley State (Nov. 22) ... Blocked three shots vs. Providence (Dec. 1), matching a season high ... Tallied one block vs. No. 2 Ohio State (Dec. 17) ... Matched season high with four points vs. SE Louisiana (Dec. 21) ... Contributed two points in win over Wofford (Dec. 28) ... Posted two points vs. USC Upstate (Dec. 31) ... Tallied four points, two rebounds and dished his first career assist in win over SC State (Jan. 3) ... Saw action at No. 2 Kentucky (Jan. 7) ...

### CAREER STATISTICS

Season	GP-GS	Min	Avg	FG	FGA	Pct	3FG	3FGA	Pct	FT	FTA	Pct	Off	Def	Tot	Avg	PF	FO	Ast	TO	Blk	Stl	Pts	Avg
2011-12	15-0	113	7.5	7	15	.467	0	0	.000	3	4	.750	9	20	29	1.9	15	0	1	4	10	0	17	1.1

### CAREER SEC STATISTICS

Season	GP-GS	Min	Avg	FG	FGA	Pct	3FG	3FGA	Pct	FT	FTA	Pct	Off	Def	Tot	Avg	PF	FO	Ast	TO	Blk	Stl	Pts	Avg
2012	1-0	5	5.0	0	0	.000	0	0	.000	0	0	.000	0	0	0	0.0	0	0	0	1	0	0	0	0.0



## #13 - ANTHONY GILL

FRESHMAN - FORWARD

6'8 - 235 - HS

CHARLOTTE, N.C. - CHARLOTTE CHRISTIAN

### GILL'S SEASON HIGHS

**POINTS**

14, twice, last vs. SE Louisiana (Dec. 21, 2011)

**FIELD GOALS**

6, vs. Western Carolina (Nov. 11, 2011)

**FIELD GOAL ATTEMPTS**

11, at Kentucky (Jan. 7, 2012)

**3-POINT FIELD GOALS**

2, twice, last vs. SE Louisiana (Dec. 21, 2011)

**3-POINT FIELD GOAL ATTEMPTS**

3, at Clemson (Dec. 4, 2011)

**FREE THROWS**

4, twice, last vs. SE Louisiana (Dec. 21, 2011)

**FREE THROW ATTEMPTS**

6, twice, last vs. SE Louisiana (Dec. 21, 2011)

**REBOUNDS**

9, vs. Elon (Nov. 15, 2011)

**ASSISTS**

3, twice, last vs. Wofford (Dec. 28, 2011)

**BLOCKS**

2, vs. SC State (Jan. 3, 2012)

**STEALS**

3, at Kentucky (Jan. 7, 2012)

**MINUTES PLAYED**

33, vs. Presbyterian (Dec. 13, 2011)

### 2011-12

Opponent	Date	GS	Min	FG-FGA	Pct	3FG-FGA	Pct	FT-FTA	Pct	Off	Def	Tot	Avg	PF	FO	A	TO	Blk	Stl	Pts	Avg
Western Carolina	Nov. 11	*	23	6-7	.857	1-1	1.000	1-2	.500	2	2	4	4.0	2	0	1	1	0	0	14	14.0
at Elon	Nov. 15	*	28	4-5	.833	0-0	1.000	1-3	.400	2	7	9	6.5	4	0	0	2	1	0	9	11.5
Tenn State	Nov. 20	*	21	1-3	.733	0-0	1.000	0-0	.400	1	1	2	5.0	2	0	3	0	0	0	2	8.3
Miss Valley State	Nov. 22	*	29	3-6	.667	0-0	1.000	2-3	.500	3	5	8	5.8	3	0	1	2	0	0	8	8.3
UNC	Nov. 25	*	23	3-7	.607	0-0	1.000	4-6	.571	3	3	6	5.8	5	1	2	3	0	1	10	8.6
So. California	Nov. 26	*	18	2-3	.613	0-0	1.000	3-3	.647	2	0	2	5.2	2	0	2	0	0	2	7	8.3
Providence	Dec. 1	*	17	3-6	.585	0-0	1.000	1-1	.667	2	1	3	4.9	0	0	2	1	0	0	7	8.1
at Clemson	Dec. 4	*	24	3-7	.568	2-3	.750	2-4	.636	0	6	6	5.0	4	0	0	0	0	0	10	8.4
Presbyterian	Dec. 13	*	33	3-6	.560	1-1	.800	3-3	.680	4	4	8	5.3	2	0	2	5	0	0	10	8.6
Ohio State	Dec. 17	*	18	4-6	.571	0-0	.800	3-3	.714	2	2	4	5.2	2	0	2	4	1	0	11	8.8
SE Louisiana	Dec. 21	*	27	4-9	.554	2-2	.857	4-6	.706	2	3	5	5.2	0	0	1	1	1	1	14	9.3
Wofford	Dec. 28	*	30	1-5	.529	0-1	.750	0-0	.706	1	7	8	5.4	1	0	3	3	0	1	2	8.7
USC Upstate	Dec. 31	*	23	3-7	.519	0-1	.667	2-4	.684	0	1	1	5.1	2	0	1	3	0	0	8	8.6
SC State	Jan. 3	*	20	2-3	.525	0-0	.667	2-2	.700	1	4	5	5.1	4	0	1	2	2	1	6	8.4
at Kentucky	Jan. 7	*	30	4-11	.505	0-1	.600	2-2	.714	3	4	7	5.2	4	0	0	2	0	3	10	8.5
Vanderbilt	Jan. 10																				
Florida	Jan. 14																				
at Auburn	Jan. 21																				
Alabama	Jan. 25																				
at Ole Miss	Jan. 28																				
at Florida	Feb. 2																				
Kentucky	Feb. 4																				
at Tennessee	Feb. 8																				
at Arkansas	Feb. 11																				
Georgia	Feb. 15																				
LSU	Feb. 18																				
at Vanderbilt	Feb. 22																				
Tennessee	Feb. 25																				
Mississippi State	Feb. 29																				
at Georgia	March 3																				

### SEASON NOTES

Tallied a game-high 14 points in college debut on 6-of-7 shooting from the floor to lead Gamecocks past Western Carolina (Nov. 11) in season opener ... Led team for second-straight contest with nine points, just one rebound away from double-double with nine as well at Elon (Nov. 15) ... Was in foul trouble early vs. Tennessee State (Nov. 20); collected two assists ... Went 3-of-6 shooting from the floor in an eight-point, eight-rebound effort against Mississippi Valley State (Nov. 22) ... Collected six rebounds and posted five points before fouling out vs. #1 North Carolina (Nov. 25) ... Collected two steals vs. Southern Cal (Nov. 26) ... Added seven points and collected three rebounds vs. Providence (Dec. 1) ... Big part of Gamecock win at Clemson (Dec. 4), hit a huge 3 with 1:19 left in the contest to push the Carolina lead to three points ... Tallied 10 points and collected six rebounds vs. the Tigers ... Played a season high 33 minutes vs. Presbyterian (Dec. 13), collecting a team high eight rebounds ... After early foul trouble forced him to play just two minutes in the first half vs. No. 2 Ohio State (Dec. 17), responded with 11 points and four rebounds in the second half ... Solid performance vs. SE Louisiana (Dec. 21), posting a team high 14 points, while adding one assist, one block and one steal ... Collected team high seven rebounds, and matched season high with three assists in win over Wofford (Dec. 28) ... Tallied eight points vs. USC Upstate (Dec. 31) ... Blocked a season high two shots, while scoring six points and collecting five rebounds in win over SC State (Jan. 3) ... Collected a team high seven rebounds at No. 2 Kentucky (Jan. 7); added 10 points and a season high three steals

### CAREER STATISTICS

Season	GP-GS	Min	Avg	FG	FGA	Pct	3FG	3FGA	Pct	FT	FTA	Pct	Off	Def	Tot	Avg	PF	FO	Ast	TO	Blk	Stl	Pts	Avg
2011-12	15-15	364	24.3	46	91	.505	6	10	.600	30	42	.714	28	50	78	5.2	37	1	21	29	5	9	128	8.5

### CAREER SEC STATISTICS

Season	GP-GS	Min	Avg	FG	FGA	Pct	3FG	3FGA	Pct	FT	FTA	Pct	Off	Def	Tot	Avg	PF	FO	Ast	TO	Blk	Stl	Pts	Avg
2012	1-1	30	30.0	4	11	.364	0	1	.000	2	2	1.000	3	4	7	7.0	4	0	0	2	0	3	10	10.0



## #32 - DAMIEN LEONARD

FRESHMAN - GUARD

6'4 - 187 - HS

GREENVILLE, S.C. - J.L. MANN

### LEONARD'S SEASON HIGHS

**POINTS**

16, vs. Miss. Valley State (Nov. 22, 2011)

**FIELD GOALS**

5, 3 times, last at Kentucky (Jan. 7, 2012)

**FIELD GOAL ATTEMPTS**

17, vs. Elon (Nov. 15, 2011)

**3-POINT FIELD GOALS**

5, vs. North Carolina (Nov. 25, 2011)

**3-POINT FIELD GOAL ATTEMPTS**

11, twice, last vs. North Carolina (Nov. 25, 2011)

**FREE THROWS**

2, 4 times, last at Kentucky (Jan. 7, 2012)

**FREE THROW ATTEMPTS**

4, vs. Tenn. State (Nov. 20, 2011)

**REBOUNDS**

3, 3 times, last vs. USC Upstate (Dec. 31, 2011)

**ASSISTS**

2, 3 times, last vs. SC State (Jan. 3, 2012)

**BLOCKS**

1, vs. Western Carolina (Nov. 11, 2011)

**STEALS**

2, twice, last vs. Tenn. State (Nov. 20, 2011)

**MINUTES PLAYED**

36, vs. North Carolina (Nov. 25, 2011)

### 2011-12

Opponent	Date	GS	Min	FG-FGA	Pct	3FG-FGA	Pct	FT-FTA	Pct	Off	Def	Tot	Avg	PF	FO	A	TO	Blk	Stl	Pts	Avg
Western Carolina	Nov. 11	*	22	2-10	.200	1-5	.200	0-0	.000	1	0	1	1.0	1	0	0	1	1	1	5	5.0
at Elon	Nov. 15	*	27	2-17	.148	1-11	.125	2-2	1.000	2	0	2	1.5	2	0	2	0	0	2	7	6.0
Tenn State	Nov. 20	*	24	1-5	.156	1-5	.143	2-4	.667	1	0	1	1.3	3	0	2	2	0	2	5	5.7
Miss Valley State	Nov. 22	*	32	5-12	.227	4-9	.233	2-2	.750	0	3	3	1.8	2	0	0	3	0	1	16	8.3
UNC	Nov. 25	*	36	5-12	.268	5-11	.293	0-0	.750	0	1	1	1.5	3	0	0	5	0	0	15	9.6
So. California	Nov. 26	*	23	0-6	.242	0-4	.267	0-0	.750	0	0	0	1.3	2	0	0	1	0	0	0	8.0
Providence	Dec. 1	*	9	0-5	.224	0-5	.240	0-0	.750	0	2	2	1.4	1	0	0	1	0	0	0	6.9
at Clemson	Dec. 4		5	1-3	.229	0-1	.235	0-0	.750	0	0	0	1.3	0	0	0	0	0	0	2	6.3
Presbyterian	Dec. 13		10	3-5	.253	2-2	.264	0-0	.750	0	0	0	1.1	2	0	0	2	0	0	10	6.4
Ohio State	Dec. 17		22	2-6	.259	2-6	.271	1-2	.700	1	2	3	1.3	3	0	0	2	0	0	7	6.5
SE Louisiana	Dec. 21		14	3-6	.276	2-5	.281	0-2	.583	0	2	2	1.4	0	0	0	0	0	0	8	6.6
Wofford	Dec. 28		16	4-7	.298	4-6	.314	2-2	.643	0	0	0	1.3	0	0	0	2	0	0	14	7.3
USC Upstate	Dec. 31		12	0-0	.298	0-0	.314	1-2	.625	0	3	3	1.4	1	0	0	0	0	0	1	6.8
SC State	Jan. 3		17	3-6	.310	3-6	.329	0-0	.625	0	1	1	1.4	1	0	2	1	0	1	9	6.9
at Kentucky	Jan. 7		24	5-8	.333	3-6	.341	2-2	.667	0	2	2	1.4	3	0	0	3	0	0	15	7.5
Vanderbilt	Jan. 10																				
Florida	Jan. 14																				
at Auburn	Jan. 21																				
Alabama	Jan. 25																				
at Ole Miss	Jan. 28																				
at Florida	Feb. 2																				
Kentucky	Feb. 4																				
at Tennessee	Feb. 8																				
at Arkansas	Feb. 11																				
Georgia	Feb. 15																				
LSU	Feb. 18																				
at Vanderbilt	Feb. 22																				
Tennessee	Feb. 25																				
Mississippi State	Feb. 29																				
at Georgia	March 3																				

### SEASON NOTES

Struggled from the floor in college debut vs. Western Carolina (Nov. 11), hitting just 2-of-10 attempts, including a 1-of-5 mark from 3-point range ... Struggled from the floor hitting just 2-of-17 attempts, including a 1-of-11 mark from 3-point range at Elon (Nov. 15) ... Collected two steals and two assists vs. Tennessee State (Nov. 20) ... Breakout effort against Mississippi Valley State (Nov. 22), going 5-of-12 from the field and 4-of-9 from 3-point range for a career high 16 points with three rebounds ... Tallied 15 points on 5-of-11 shooting from 3-point range vs. #1 North Carolina (Nov. 25) ... Collected two rebounds vs. Providence (Dec. 1) ... Posted eight points in 10 minutes vs. Presbyterian (Dec. 13) ... Tallied seven points and matched season high with three rebounds vs. No. 2 Ohio State (Dec. 17) ... Posted eight points vs. SE Louisiana (Dec. 21) to lead all scorers off the bench for the Gamecocks ... Posted 14 points in 16 minutes, hitting 4-of-6 attempts from beyond the arc in won over Wofford (Dec. 28) ... Matched season high with three rebounds vs. USC Upstate (Dec. 31) ... Tallied nine points, hitting three 3s, in victory over SC State (Jan. 3) ... Led the team with 15 points at No. 2 Kentucky (Jan. 7), scoring 12 points in the second half ...

### CAREER STATISTICS

Season	GP-GS	Min	Avg	FG	FGA	Pct	3FG	3FGA	Pct	FT	FTA	Pct	Off	Def	Tot	Avg	PF	FO	Ast	TO	Blk	Stl	Pts	Avg
2011-12	15-7	293	19.5	36	108	.333	28	82	.341	12	18	.667	5	16	21	1.4	24	0	6	23	1	7	112	7.5

### CAREER SEC STATISTICS

Season	GP-GS	Min	Avg	FG	FGA	Pct	3FG	3FGA	Pct	FT	FTA	Pct	Off	Def	Tot	Avg	PF	FO	Ast	TO	Blk	Stl	Pts	Avg
2012	1-0	24	24.0	5	8	.625	3	6	.500	2	2	1.000	0	2	2	2.0	3	0	0	3	0	0	15	15.0



# #1 - BRENTON WILLIAMS

**SOPHOMORE - GUARD**

**5'11 - 172 - JC**

**KISSIMMEE, FLA. - OSCEOLA/**

**SANTA FE COLLEGE**

## WILLIAMS' SEASON HIGHS

- POINTS**  
13, vs. Western Carolina (Nov. 11, 2011)
- FIELD GOALS**  
5, vs. Western Carolina (Nov. 11, 2011)
- FIELD GOAL ATTEMPTS**  
8, vs. Western Carolina (Nov. 11, 2011)
- 3-POINT FIELD GOALS**  
1, 3 times, last vs. USC Upstate (Dec. 31, 2011)
- 3-POINT FIELD GOAL ATTEMPTS**  
3, twice, last vs. USC Upstate (Dec. 31, 2011)
- FREE THROWS**  
8, vs. USC Upstate (Dec. 31, 2011)
- FREE THROW ATTEMPTS**  
8, vs. USC Upstate (Dec. 31, 2011)
- REBOUNDS**  
2, vs. Western Carolina (Nov. 11, 2011)
- ASSISTS**  
2, vs. SC State (Jan. 3, 2012)
- BLOCKS**  
-
- STEALS**  
5, vs. Western Carolina (Nov. 11, 2011)
- MINUTES PLAYED**  
20, vs. USC Upstate (Dec. 31, 2011)

## 2011-12

Opponent	Date	GS	Min	FG-FGA	Pct	3FG-FGA	Pct	FT-FTA	Pct	Off	Def	Tot	Avg	PF	FO	TO	Blk	Stl	Pts	Avg
Western Carolina	Nov. 11	17	5-8	.625	1-1	1.000	2-2	1.000	0	2	2	2.0	1	0	1	4	0	5	13	13.0
at Elon	Nov. 15	13	1-3	.545	1-3	.500	0-0	1.000	0	1	1	1.5	1	0	0	1	0	0	3	8.0
Tenn State	Nov. 20	2	0-1	.500	0-1	.400	1-2	.750	0	0	0	1.0	0	0	0	0	0	0	0	5.7
Miss Valley State	Nov. 22	-	-	-	-	-	-	-	-	-	-	-	-	-	-	-	-	-	-	-
UNC	Nov. 25	-	-	-	-	-	-	-	-	-	-	-	-	-	-	-	-	-	-	-
So. California	Nov. 26	-	-	-	-	-	-	-	-	-	-	-	-	-	-	-	-	-	-	-
Providence	Dec. 1	-	-	-	-	-	-	-	-	-	-	-	-	-	-	-	-	-	-	-
at Clemson	Dec. 4	-	-	-	-	-	-	-	-	-	-	-	-	-	-	-	-	-	-	-
Presbyterian	Dec. 13	5	0-3	.400	0-2	.286	0-0	.750	0	0	0	0.8	0	0	0	0	0	0	0	4.3
Ohio State	Dec. 17	-	-	-	-	-	-	-	-	-	-	-	-	-	-	-	-	-	-	-
SE Louisiana	Dec. 21	12	1-3	.389	0-1	.250	0-0	.750	0	0	0	0.6	0	0	0	0	0	0	2	3.8
Wofford	Dec. 28	-	-	-	-	-	-	-	-	-	-	-	-	-	-	-	-	-	-	-
USC Upstate	Dec. 31	20	1-6	.333	1-3	.273	8-8	.917	0	0	0	0.5	1	0	1	2	0	1	11	5.0
SC State	Jan. 3	11	1-3	.333	0-2	.231	1-2	.857	0	0	0	0.4	0	0	2	0	0	1	3	4.7
at Kentucky	Jan. 7	-	-	-	-	-	-	-	-	-	-	-	-	-	-	-	-	-	-	-
Vanderbilt	Jan. 10	-	-	-	-	-	-	-	-	-	-	-	-	-	-	-	-	-	-	-
Florida	Jan. 14	-	-	-	-	-	-	-	-	-	-	-	-	-	-	-	-	-	-	-
at Auburn	Jan. 21	-	-	-	-	-	-	-	-	-	-	-	-	-	-	-	-	-	-	-
Alabama	Jan. 25	-	-	-	-	-	-	-	-	-	-	-	-	-	-	-	-	-	-	-
at Ole Miss	Jan. 28	-	-	-	-	-	-	-	-	-	-	-	-	-	-	-	-	-	-	-
at Florida	Feb. 2	-	-	-	-	-	-	-	-	-	-	-	-	-	-	-	-	-	-	-
Kentucky	Feb. 4	-	-	-	-	-	-	-	-	-	-	-	-	-	-	-	-	-	-	-
at Tennessee	Feb. 8	-	-	-	-	-	-	-	-	-	-	-	-	-	-	-	-	-	-	-
at Arkansas	Feb. 11	-	-	-	-	-	-	-	-	-	-	-	-	-	-	-	-	-	-	-
Georgia	Feb. 15	-	-	-	-	-	-	-	-	-	-	-	-	-	-	-	-	-	-	-
LSU	Feb. 18	-	-	-	-	-	-	-	-	-	-	-	-	-	-	-	-	-	-	-
at Vanderbilt	Feb. 22	-	-	-	-	-	-	-	-	-	-	-	-	-	-	-	-	-	-	-
Tennessee	Feb. 25	-	-	-	-	-	-	-	-	-	-	-	-	-	-	-	-	-	-	-
Mississippi State	Feb. 29	-	-	-	-	-	-	-	-	-	-	-	-	-	-	-	-	-	-	-
at Georgia	March 3	-	-	-	-	-	-	-	-	-	-	-	-	-	-	-	-	-	-	-

## SEASON NOTES

Impressed on both ends of the court in season debut vs. Western Carolina (Nov. 11), posting 13 points on 5-of-8 shooting, while swiping a game high five steals ... Tallied three points at Elon (Nov. 15) ... Suffered knee injury early in first half vs. Tennessee State (Nov. 20) ... Returned to game action vs. Presbyterian (Dec. 13), after missing previous five games due to a left knee sprain suffered against Tennessee State on Nov. 20 ... Continues to return from left knee injury; posted two points vs. SE Louisiana (Dec. 21) ... Played a season high 20 minutes, posting 11 points, including 8-of-8 from the free throw line, in win over USC Upstate (Dec. 31) ... Posted a season high two assists vs. SC State (Jan. 3) ... Had to join the team in Lexington, Ky., prior to the game at No. 2 Kentucky after attending funeral for his grandmother in Florida ...

## CAREER STATISTICS

Season	GP-GS	Min	Avg	FG	FGA	Pct	3FG	3FGA	Pct	FT	FTA	Pct	Off	Def	Tot	Avg	PF	FO	Ast	TO	Blk	Stl	Pts	Avg
2011-12	7-0	80	11.4	9	27	.333	3	13	.231	12	14	.857	0	3	3	0.4	3	0	4	7	0	7	33	4.7

## CAREER SEC STATISTICS

Season	GP-GS	Min	Avg	FG	FGA	Pct	3FG	3FGA	Pct	FT	FTA	Pct	Off	Def	Tot	Avg	PF	FO	Ast	TO	Blk	Stl	Pts	Avg
2012																								



# THE LAST TIME IN SOUTH CAROLINA BASKETBALL...

## THE LAST TIME AN INDIVIDUAL PLAYER...

<b>Scored 20 or more points:</b>	South Carolina: Malik Cooke (24) vs. USC Upstate, Dec. 31, 2011 in Columbia, S.C. Opponent: Terrence Jones (Kentucky), 20 points, Jan. 7, 2012 in Lexington, Ky.
<b>Scored 30 or more points:</b>	South Carolina: Bruce Ellington, 31, at Furman, Dec. 22, 2010 in Greenville, S.C. Opponent: Deshaun Thomas, 30, Ohio State, Dec. 17, 2011 in Columbia, S.C.
<b>Scored 35 or more points:</b>	South Carolina: Devan Downey, 36 at Florida, Jan. 23, 2010 in Gainesville, Fla. Opponent: Joe Crawford (Kentucky), 35, March 5, 2008 in Columbia
<b>Scored 40 or more points:</b>	South Carolina: N/A thru 1992-93 season Opponent: Austin Carr (Notre Dame), 43, Dec. 30, 1969 in New Orleans, La.
<b>Collected 20 or more rebounds:</b>	South Carolina: Emmett Hall, 23 vs. College of Charleston, Dec. 22, 1993 in Columbia Opponent: Ekpe Udoh (Baylor), 20, Jan. 2, 2010 in Columbia
<b>Collected 15 or more rebounds:</b>	South Carolina: Sam Muldrow, 16 at Tennessee, Feb. 6, 2010 in Knoxville, Tenn. Opponent: Jared Sullinger (Ohio State), 19, Dec. 18, 2010 in Columbus, Ohio
<b>Made 12 or more field goals:</b>	South Carolina: Devan Downey, 12 vs. Georgia, Jan. 30, 2010 in Columbia Opponent: Deshaun Thomas, 13, Ohio State, Dec. 17, 2011 in Columbia, S.C.
<b>Made 10 or more field goals:</b>	South Carolina: Bruce Ellington, 11 vs. Furman, Dec. 22, 2010 in Greenville, S.C. Opponent: Deshaun Thomas, 13, Ohio State, Dec. 17, 2011 in Columbia, S.C.
<b>Attempted 20 or more field goals:</b>	South Carolina: Bruce Ellington (20) at Mississippi State, March 5, 2011 in Starkville, Miss. Opponent: Zach Graham (20), Ole Miss, Feb. 22, 2011 in Columbia
<b>Attempted 25 or more field goals:</b>	South Carolina: Devan Downey, 25, at Kentucky, Feb. 25, 2010 in Lexington, Ky. Opponent: Kemmy Burgess (Alaska-Anchorage), 26, Nov. 24, 2005 in Anchorage, AK
<b>Dished 10 or more assists:</b>	South Carolina: Devan Downey, 11, vs. LSU, March 13, 2008 in Atlanta, Ga. Opponent: 14, Kendall Marshall, North Carolina, Nov. 25, 2011, in Las Vegas, Nevada
<b>Swiped 5 or more steals:</b>	South Carolina: Brenton Williams, 5, vs. Western Carolina, Nov. 11, 2011 in Columbia Opponent: 6, Kendall Marshall, North Carolina, Nov. 25, 2011 in Las Vegas, Nevada
<b>Blocked 5 or more shots:</b>	South Carolina: Damontre Harris, 5, vs. Wofford (Dec. 28, 2011) in Columbia, S.C. Opponent: Anthony Davis (Kentucky), 7, Terrence Jones (Kentucky), Jan. 7, 2012 in Lexington, Ky.
<b>Made 5 or more 3-point field goals:</b>	South Carolina: Bruce Ellington (5) vs. Wofford, Dec. 28, 2011 in Columbia, S.C. Opponent: Maurice Jones (7) Southern Cal, Nov. 26, 2011 in Las Vegas, Nevada
<b>Attempted 8 or more 3-point field goals:</b>	South Carolina: Bruce Ellington (8) at Kentucky, Jan. 7, 2012 in Lexington, Ky. Opponent: Kevin Giltner (10) Wofford, Dec. 28, 2011 in Columbia, S.C.
<b>Made 10 or more free throws:</b>	South Carolina: Malik Cooke, 10, vs. Miss Valley State, Nov. 22, 2011 in Columbia, S.C. Opponent: Gerard Coleman (10), Providence, Dec. 1, 2011 in Columbia, S.C.
<b>Attempted 15 or more free throws:</b>	South Carolina: Mike Boynton (19) vs. Arkansas, March 11, 2004 in Atlanta, Ga. Opponent: Amu Saaka (Furman), 14, Dec. 22, 2010 in Greenville, S.C.
<b>Played all 40 minutes of regulation:</b>	South Carolina: Devan Downey, 40, vs. Tennessee, March 14, 2008 in Atlanta, Ga. Opponent: Brad Loesing & Kevin Giltner, Wofford, Dec. 28, 2011 in Columbia, S.C.
<b>A player hit a last-second shot to win a game:</b>	South Carolina: Mike Holmes vs. Alabama (Feb. 14, 2009) in Tuscaloosa, Ala. Opponent: Chandler Parsons (Florida), Jan. 23, 2010 in Gainesville, Fla.
<b>A player had a double-double:</b>	South Carolina: Malik Cooke (24 points, 10 rebounds) vs. USC Upstate, Dec. 31, 2011 in Columbia, S.C. Opponent: Anthony Davis (12 points, 10 rebounds), Kentucky, Jan. 7, 2012 in Lexington, Ky.
<b>Two or more players had a double-double:</b>	South Carolina: Dominique Archie (12 points, 10 rebounds) & Mike Holmes (14 points, 13 rebounds) vs. Winthrop, Nov. 16, 2008 in Columbia Opponent: Renardo Sidney (13 points, 12 rebounds), Kodi Augustus (15 points, 10 rebounds), Mississippi State, March 5, 2011 in Starkville, Miss.
<b>A player had a triple-double:</b>	South Carolina: Sam Muldrow (16 points, 14 rebounds, 10 blocks) vs. Vanderbilt, Jan. 8, 2011 in Columbia *** Only second triple-double in South Carolina history (Chuck Eidson (25 points, 10 rebounds, 10 assists, vs. SC State, Nov. 29, 2002 in Columbia) Opponent: Daniel Hackett (Southern California - 22 points, 10 rebounds, 10 assists), Nov. 17, 2007 in Columbia
<b>Scored 30 or more points in back-to-back games:</b>	South Carolina: Devan Downey, 30 vs. Kentucky (Jan. 26, 2010) in Columbia 33 vs. Georgia (Jan. 30, 2010) in Columbia
<b>Scored 25 or more points in back-to-back games:</b>	South Carolina: Devan Downey, 33 vs. Georgia (Jan. 30, 2010) in Columbia 26 at Tennessee (Feb. 6, 2010) in Knoxville, Tenn.

## THE LAST TIME A TEAM...

Scored 100 or more points:	South Carolina: 103 vs. The Citadel (Nov. 12, 2007) in Columbia Opponent: 107, Vanderbilt (Feb. 17, 1996) in Nashville, Tenn.
Scored 50 points or less:	South Carolina: 48 at Georgia, Feb. 26, 2011 in Athens, Ga. Opponent: 45, Wofford, Dec. 28, 2011 in Columbia, S.C.
Scored 50 points in a half:	South Carolina: 51 (2nd half; Nov. 12, 2010) vs. Elon in Columbia Opponent: 50, Kentucky (1st half), Feb. 19, 2011 in Lexington, Ky.
Failed to score 25 points in a half:	South Carolina: 18 (1st half) at Kentucky Jan. 7, 2012 in Lexington, Ky. Opponent: 23, (1st half), SC State, Jan. 3, 2012 in Columbia, S.C.
Collected 50 or more rebounds:	South Carolina: 53 vs. WKU, Nov. 27, 2010 in Bowling Green, Ky. Opponent: 52, WKU, Nov. 27, 2010 in Bowling Green, Ky.
Shot 60% or better from the field:	South Carolina: 60.8% (31-51) at Western Carolina (Nov. 18, 2005) in Cullowhee, N.C. Opponent: 61.1% (33-54), Vanderbilt (Jan. 16, 2010) in Columbia
Shot 50% or better from the field:	South Carolina: 50.0% (28-56) vs. SC State, Jan. 3, 2012 in Columbia, S.C. Opponent: 59.2% (29-49), Kentucky, Jan. 7, 2012 in Lexington, Ky.
Shot less than 30% from the field:	South Carolina: 29.9% (20-67) vs. Ole Miss, March 10, 2011 in Atlanta, Ga. Opponent: 25.9% (15-58), USC Upstate (Nov. 23, 2010) in Columbia
Shot 50% or better from 3-point range (at least 10 attempts):	South Carolina: 55.0% (11-20) vs. Wofford, Dec. 28, 2011 Opponent: 54.5% (6-11), Providence, Dec. 1, 2011 in Columbia
Shot 20% or less from 3-point range (at least 10 attempts):	South Carolina: 20.0% (6-11) vs. Providence, Dec. 1, 2011 in Columbia, S.C. Opponent: 20.0% (3-15), SC State, Jan. 3, 2012 in Columbia, S.C.
Dished 20 or more assists:	South Carolina: 23 vs. Elon (Nov. 12, 2010) in Columbia Opponent: 22, vs. North Carolina, Nov. 25, 2011 in Las Vegas, Nevada
Made 35 or more shots:	South Carolina: 35 vs. Elon (Nov. 19, 2010) in Columbia Opponent: 35, Tennessee (March 5, 2009) in Columbia
Attempted 80 or more shots:	South Carolina: 83 vs. WKU (Nov. 27, 2010) in Bowling Green, Ky. Opponent: 83, LSU (Feb. 10, 1996) in Columbia
Attempted 70 or more shots:	South Carolina: 72, vs. Providence, Dec. 1, 2011 in Columbia Opponent: 79, WKU (Nov. 27, 2010) in Bowling Green, Ky.
Made 10 or more 3-pointers:	South Carolina: 11, vs. SC State, Jan. 3, 2012 in Columbia, S.C. Opponent: 10, Tennessee State, Nov. 20, 2011 in Columbia, S.C.
Did not make a 3-pointer:	South Carolina: 0, vs. Mississippi State (March 2, 2002) in Columbia Opponent: 0, Alabama (Jan. 12, 2011) in Tuscaloosa, Ala.
Attempted 30 or more 3-pointers:	South Carolina: 30 vs. Providence, Dec. 1, 2011 in Columbia Opponent: 32, Boston College (Jan. 1, 2011) in Columbia
Attempted 25 or more 3-pointers:	South Carolina: 30 vs. Providence, Dec. 1, 2011 in Columbia Opponent: 26, Mississippi State, March 5, 2011 in Starkville, Miss.
Made 30 or more free throws:	South Carolina: 32 vs. Vanderbilt (Jan. 28, 2009) in Columbia Opponent: 31, Florida (Feb. 3, 2009) in Gainesville, Fla.
Attempted 40 or more free throws:	South Carolina: 44 vs. Georgia Southern (Nov. 16, 2009) in Columbia Opponent: 40, Florida (Feb. 3, 2009) in Gainesville, Fla.
Swiped 15 or more steals:	South Carolina: 15 vs. Vanderbilt (Jan. 16, 2010) in Columbia Opponent: 17, Indiana (Nov. 8, 1998) in Indianapolis, Ind.
Blocked 12 or more shots:	South Carolina: 12, vs. Vanderbilt, Jan. 8, 2011 in Columbia Opponent: 13, Syracuse (Jan. 21, 1999) in Syracuse, N.Y.
Blocked 8 or more shots:	South Carolina: 10, vs. Ole Miss, March 10, 2011 in Atlanta, Ga. Opponent: 8, Kentucky Jan. 7, 2012 in Lexington, Ky.
Won by 30 or more points:	South Carolina: 35 vs. SC State (91-56), Jan. 4, 2011 in Columbia Opponent: 31, Kentucky, Feb. 19, 2011 in Lexington, Ky.
Won by 20 or more points:	South Carolina: 28 vs. SC State, Jan. 3, 2012 in Columbia, S.C. Opponent: 31, Feb. 19, 2011 in Lexington, Ky.
Played a single overtime game:	Win: 81-74 vs. Arkansas (81-74), Jan. 19, 2011 in Columbia Loss: 82-80 vs. College of Charleston (Nov. 28, 2008) in Charleston, S.C.
Played a double overtime game:	Win: 87-85 vs. WKU (Nov. 27, 2010) in Bowling Green, Ky. Loss: 98-88 vs. Louisville (Feb. 20, 1988) in Columbia

**South Carolina played a No. 1 Team in the country:**

Win: 68-62 vs. Kentucky (Jan. 26, 2010) in Columbia  
Loss: 87-62 vs. North Carolina, Nov. 25, 2011 in Las Vegas, Nevada

---

**South Carolina played a top-5 opponent:**

Win: 68-62 vs. No. 1/1 Kentucky (Jan. 26, 2010) in Columbia  
Loss: 79-64 vs. No. 2/2 Kentucky (Jan. 7, 2012) in Lexington, Ky.

---

**South Carolina played a top-10 opponent:**

Win: 68-62 vs. No. 1/1 Kentucky (Jan. 26, 2010) in Columbia  
Loss: 79-64 vs. No. 2/2 Kentucky (Jan. 7, 2012) in Lexington, Ky.

---

**South Carolina played a top-25 opponent:**

Win: 83-75 (OT) win over No. 22/24 Vanderbilt, Jan. 8, 2011 in Columbia  
Loss: 79-64 vs. No. 2/2 Kentucky (Jan. 7, 2012) in Lexington, Ky.

---

**South Carolina defeated a ranked opponent:**

Home: 83-75 vs. No. 22/24 Vanderbilt (Jan. 8, 2011) in Columbia  
Away: 77-73 at No. 13/19 Vanderbilt (March 6, 2010) in Nashville, Tenn.

SEC Home: 83-75 vs. No. 22/24 Vanderbilt (Jan. 8, 2011) in Columbia  
SEC Away: 77-73 at No. 13/19 Vanderbilt (March 6, 2010) in Nashville, Tenn.  
Non-conference away: 85-84 at No. 19/20 Baylor (Jan. 2, 2009) in Waco, Texas

**A South Carolina win opened up the season:**

Home: 75-50 win over Western Carolina (Nov. 11, 2011) in Columbia  
Away: 81-63 win at Western Carolina (Nov. 12, 2005) in Cullowhee, N.C.  
Neutral: 74-61 win vs. Chaminade (Nov. 19, 2001) in Maui, Hawaii (Maui Invite)

**South Carolina opened up SEC play:**

Home: 83-75 win vs. No. 22/24 Vanderbilt (Jan. 8, 2011) in Columbia  
Away: 79-64 loss vs. No. 2/2 Kentucky (Jan. 7, 2012) in Lexington, Ky.

2011-12 South Carolina Basketball  
 South Carolina Combined Team Statistics (as of Jan 07, 2012)  
 All games

RECORD:	OVERALL	HOME	AWAY	NEUTRAL
ALL GAMES	8-7	7-3	1-2	0-2
CONFERENCE	0-1	0-0	0-1	0-0
NON-CONFERENCE	8-6	7-3	1-1	0-2

##	Player	gp-gs	min	avg	Total		3-Point		F-Throw		Rebounds				pf	dq	a	to	blk	stl	pts	avg
					fg-fga	fg%	3fg-fga	3fg%	ft-fta	ft%	off	def	tot	avg								
15	COOKE, Malik	15-15	464	30.9	63-143	.441	11-34	.324	57-72	.792	31	42	73	4.9	31	1	31	27	14	29	194	12.9
23	ELLINGTON, Bruce	8-0	186	23.3	26-73	.356	13-36	.361	9-12	.750	4	9	13	1.6	16	0	14	11	1	3	74	9.3
13	GILL, Anthony	15-15	364	24.3	46-91	.505	6-10	.600	30-42	.714	28	50	78	5.2	37	1	21	29	5	9	128	8.5
32	LEONARD, Damien	15-7	293	19.5	36-108	.333	28-82	.341	12-18	.667	5	16	21	1.4	24	0	6	23	1	7	112	7.5
05	SMITH, Eric	15-12	304	20.3	37-79	.468	19-42	.452	5-12	.417	3	17	20	1.3	22	1	26	28	0	8	98	6.5
33	SLAWSON, RJ	15-0	293	19.5	34-72	.472	9-23	.391	14-23	.609	29	41	70	4.7	43	1	12	14	14	12	91	6.1
24	HARRIS, Damontre	15-15	356	23.7	36-74	.486	0-0	.000	18-23	.783	27	46	73	4.9	37	0	9	12	32	12	90	6.0
30	JACKSON, Lakeem	15-11	330	22.0	34-59	.576	0-2	.000	8-22	.364	23	31	54	3.6	21	1	30	25	3	13	76	5.1
01	WILLIAMS, Brenton	7-0	80	11.4	9-27	.333	3-13	.231	12-14	.857	0	3	3	0.4	3	0	4	7	0	7	33	4.7
02	RICHARDSON, Brian	15-0	215	14.3	20-71	.282	9-45	.200	2-3	.667	6	14	20	1.3	19	0	9	11	1	6	51	3.4
45	GEATHERS, Carlton	15-0	113	7.5	7-15	.467	0-0	.000	3-4	.750	9	20	29	1.9	15	0	1	4	10	0	17	1.1
12	PHILLIPS, Shane	1-0	2	2.0	0-3	.000	0-2	.000	1-2	.500	0	0	0	0.0	0	0	0	1	0	0	1	1.0
Team											25	19	44				4					
Total.....		15	3000		348-815	.427	98-289	.339	171-247	.692	190	308	498	33.2	268	5	163	196	81	106	965	64.3
Opponents.....		15	3000		325-753	.432	94-249	.378	182-282	.645	169	307	476	31.7	245	-	188	218	54	86	926	61.7

TEAM STATISTICS	SC	OPP	Date	Opponent	Score	Att.
SCORING	965	926	11/11/11	WESTERN CAROLINA	w 75-50	9330
Points per game	64.3	61.7	11/15/11	at Elon	L 53-58	1589
Scoring margin	+2.6	-	11/20/11	TENNESSEE STATE	L 63-64	9045
FIELD GOALS-ATT	348-815	325-753	11/22/11	MISS. VALLEY STATE	w 61-57	6723
Field goal pct	.427	.432	11/25/11	vs NC	L 62-87	5567
3 POINT FG-ATT	98-289	94-249	11/26/11	vs Southern Cal	L 60-63	1798
3-point FG pct	.339	.378	12/1/11	PROVIDENCE COLLEGE	L 67-76	7476
3-pt FG made per game	6.5	6.3	12/4/11	at Clemson	w 58-55	7238
FREE THROWS-ATT	171-247	182-282	12/13/11	PRESBYTERIAN	w 66-58	7003
Free throw pct	.692	.645	12/17/11	OHIO STATE	L 66-74	13654
F-Throws made per game	11.4	12.1	12/21/11	SE LOUISIANA	w 62-43	7972
REBOUNDS	498	476	12/28/11	WOFFORD	w 57-45	8152
Rebounds per game	33.2	31.7	12/31/11	USC UPSTATE	w 72-66	6876
Rebounding margin	+1.5	-	1/3/12	SC STATE	w 79-51	6557
ASSISTS	163	188	* 01/07/12	at Kentucky	L 64-79	24219
Assists per game	10.9	12.5				
TURNOVERS	196	218				
Turnovers per game	13.1	14.5				
Turnover margin	+1.5	-				
Assist/turnover ratio	0.8	0.9				
STEALS	106	86				
Steals per game	7.1	5.7				
BLOCKS	81	54				
Blocks per game	5.4	3.6				
ATTENDANCE	82788	40411				
Home games-Avg/Game	10-8279	3-11015				
Neutral site-Avg/Game	-	2-3682				

Score by Periods	1st	2nd	Totals
South Carolina	429	536	965
Opponents	441	485	926

2011-12 South Carolina Basketball  
 South Carolina Combined Team Statistics (as of Jan 07, 2012)  
 Conference games

RECORD:	OVERALL	HOME	AWAY	NEUTRAL
ALL GAMES	0-1	0-0	0-1	0-0
CONFERENCE	0-1	0-0	0-1	0-0
NON-CONFERENCE	0-0	0-0	0-0	0-0

##	Player	gp-gs	min	avg	Total		3-Point		F-Throw		Rebounds				pf	dq	a	to	blk	stl	pts	avg
					fg-fga	fg%	3fg-fga	3fg%	ft-fta	ft%	off	def	tot	avg								
32	LEONARD, Damien	1-0	24	24.0	5-8	.625	3-6	.500	2-2	1.000	0	2	2	2.0	3	0	0	3	0	0	15	15.0
15	COOKE, Malik	1-1	38	38.0	5-14	.357	0-2	.000	1-2	.500	2	4	6	6.0	1	0	3	1	0	1	11	11.0
24	HARRIS, Damontre	1-1	23	23.0	4-5	.800	0-0	.000	2-2	1.000	2	1	3	3.0	4	0	1	0	2	1	10	10.0
13	GILL, Anthony	1-1	30	30.0	4-11	.364	0-1	.000	2-2	1.000	3	4	7	7.0	4	0	0	2	0	3	10	10.0
23	ELLINGTON, Bruce	1-0	29	29.0	3-13	.231	1-8	.125	1-2	.500	1	1	2	2.0	1	0	4	0	0	1	8	8.0
33	SLAWSON, RJ	1-0	19	19.0	2-4	.500	1-1	1.000	0-0	.000	5	1	6	6.0	4	0	1	1	1	1	5	5.0
05	SMITH, Eric	1-1	12	12.0	1-4	.250	1-2	.500	0-0	.000	0	3	3	3.0	0	0	1	1	0	0	3	3.0
30	JACKSON, Lakeem	1-1	15	15.0	1-3	.333	0-0	.000	0-0	.000	3	0	3	3.0	0	0	0	1	0	0	2	2.0
45	GEATHERS, Carlton	1-0	5	5.0	0-0	.000	0-0	.000	0-0	.000	0	0	0	0.0	0	0	0	1	0	0	0	0.0
02	RICHARDSON, Brian	1-0	5	5.0	0-2	.000	0-2	.000	0-0	.000	0	0	0	0.0	1	0	0	0	0	1	0	0.0
Team											0	0	0					2				
Total.....		1	200		25-64	.391	6-22	.273	8-10	.800	16	16	32	32.0	18	0	10	12	3	8	64	64.0
Opponents.....		1	200		29-49	.592	5-11	.455	16-22	.727	7	23	30	30.0	11	-	13	15	8	4	79	79.0

TEAM STATISTICS	SC	OPP	Date	Opponent	Score	Att.
SCORING	64	79	* 01/07/12	at Kentucky	L 64-79	24219
Points per game	64.0	79.0				
Scoring margin	-15.0	-	* = Conference game			
FIELD GOALS-ATT	25-64	29-49				
Field goal pct	.391	.592				
3 POINT FG-ATT	6-22	5-11				
3-point FG pct	.273	.455				
3-pt FG made per game	6.0	5.0				
FREE THROWS-ATT	8-10	16-22				
Free throw pct	.800	.727				
F-Throws made per game	8.0	16.0				
REBOUNDS	32	30				
Rebounds per game	32.0	30.0				
Rebounding margin	+2.0	-				
ASSISTS	10	13				
Assists per game	10.0	13.0				
TURNOVERS	12	15				
Turnovers per game	12.0	15.0				
Turnover margin	+3.0	-				
Assist/turnover ratio	0.8	0.9				
STEALS	8	4				
Steals per game	8.0	4.0				
BLOCKS	3	8				
Blocks per game	3.0	8.0				
ATTENDANCE	0	24219				
Home games-Avg/Game	0-0	1-24219				
Neutral site-Avg/Game	-	0-0				

Score by Periods	1st	2nd	Totals
South Carolina	18	46	64
Opponents	34	45	79

2011-12 South Carolina Basketball  
 South Carolina Team Game-by-Game Comparison (as of Jan 09, 2012)  
 All games

Opponent	1st	2nd	Score	Mar	Total FG	FG Pct	3-Pointers	3FG Pct	Free Throws	FT Pct	Rebounds	Assist	T/Over	Block	Steal	Fouls
WESTERN CAROLINA	35/25	40/25	75-50	+25	30-59/17-47	.508/.362	5-12/6-18	.417/.333	10-17/10-16	.588/.625	37/29 +8	14/10	12/19	5/4	11/8	14/17
Elon	23/34	30/24	53-58	(5)	20-64/16-40	.313/.400	3-27/6-16	.111/.375	10-17/20-28	.588/.714	40/38 +2	6/9	7/14	2/3	9/1	24/18
TENNESSEE STATE	19/33	44/31	63-64	(1)	22-55/21-47	.400/.447	7-26/10-22	.269/.455	12-20/12-21	.600/.571	33/28 +5	13/15	16/13	7/1	5/9	21/23
MISS. VALLEY STATE	30/26	31/31	61-57	+4	19-48/20-49	.396/.408	6-18/7-17	.333/.412	17-25/10-16	.680/.625	36/30 +6	9/12	13/14	7/5	7/8	17/24
NC	32/45	30/42	62-87	(25)	23-55/31-67	.418/.463	9-23/8-16	.391/.500	7-12/17-30	.583/.567	43/35 +8	12/22	25/10	7/3	5/11	25/15
Southern Cal	26/30	34/33	60-63	(3)	22-42/24-48	.524/.500	8-17/7-11	.471/.636	8-8/8-12	1000/.667	18/28 (10)	10/7	13/10	4/1	4/6	16/13
PROVIDENCE COLLEGE	27/34	40/42	67-76	(9)	26-72/24-50	.361/.480	6-30/6-11	.200/.545	9-10/22-27	.900/.815	40/34 +6	9/16	13/15	7/10	9/4	19/10
Clemson	28/35	30/20	58-55	+3	21-50/19-50	.420/.380	5-15/5-18	.333/.278	11-17/12-16	.647/.750	33/33 -	8/13	8/11	5/1	6/3	16/15
PRESBYTERIAN	19/25	47/33	66-58	+8	26-56/21-45	.464/.467	5-11/7-18	.455/.389	9-11/9-13	.818/.692	33/24 +9	14/13	13/18	7/2	7/3	15/13
OHIO STATE	33/29	33/45	66-74	(8)	23-49/27-53	.469/.509	6-16/5-15	.375/.333	14-18/15-20	.778/.750	20/33 (13)	9/16	14/13	4/3	3/7	18/19
SE LOUISIANA	25/16	37/27	62-43	+19	20-55/15-43	.364/.349	6-18/6-22	.333/.273	16-24/7-13	.667/.538	34/35 (1)	9/9	10/26	4/5	11/3	18/17
WOFFORD	29/21	28/24	57-45	+12	20-45/18-50	.444/.360	11-20/5-19	.550/.263	6-10/4-10	.600/.400	26/34 (8)	14/10	13/15	7/1	6/4	9/13
USC UPSTATE	40/31	32/35	72-66	+6	23-45/25-63	.511/.397	4-11/8-20	.364/.400	22-32/8-15	.688/.533	37/31 +6	9/12	14/8	6/2	4/10	18/24
SC STATE	45/23	34/28	79-51	+28	28-56/18-52	.500/.346	11-23/3-15	.478/.200	12-16/12-23	.750/.522	36/34 +2	17/11	13/17	6/5	11/5	20/13
Kentucky	18/34	46/45	64-79	(15)	25-64/29-49	.391/.592	6-22/5-11	.273/.455	8-10/16-22	.800/.727	32/30 +2	10/13	12/15	3/8	8/4	18/11

Note: Game totals are displayed in the format TEAM/OPPONENT for each category

2011-12 South Carolina Basketball  
 South Carolina Category Leaders (as of Jan 09, 2012)  
 All games

Points	G	Pts	Pts/G
COOKE, Malik	15	194	12.9
GILL, Anthony	15	128	8.5
LEONARD, Damien	15	112	7.5
SMITH, Eric	15	98	6.5
SLAWSON, RJ	15	91	6.1
HARRIS, Damontre	15	90	6.0
JACKSON, Lakeem	15	76	5.1
ELLINGTON, Bruce	8	74	9.3
RICHARDSON, Brian	15	51	3.4
WILLIAMS, Brenton	7	33	4.7
GEATHERS, Carlton	15	17	1.1
PHILLIPS, Shane	1	1	1.0

Scoring Average	G	Pts	Avg/G
COOKE, Malik	15	194	12.9
ELLINGTON, Bruce	8	74	9.3
GILL, Anthony	15	128	8.5
LEONARD, Damien	15	112	7.5
SMITH, Eric	15	98	6.5
SLAWSON, RJ	15	91	6.1
HARRIS, Damontre	15	90	6.0
JACKSON, Lakeem	15	76	5.1
WILLIAMS, Brenton	7	33	4.7
RICHARDSON, Brian	15	51	3.4
GEATHERS, Carlton	15	17	1.1
PHILLIPS, Shane	1	1	1.0

FG Percentage	FG	Att	Pct
JACKSON, Lakeem	34	59	.576
GILL, Anthony	46	91	.505
HARRIS, Damontre	36	74	.486
SLAWSON, RJ	34	72	.472
SMITH, Eric	37	79	.468
GEATHERS, Carlton	7	15	.467
COOKE, Malik	63	143	.441
ELLINGTON, Bruce	26	73	.356
WILLIAMS, Brenton	9	27	.333
LEONARD, Damien	36	108	.333
RICHARDSON, Brian	20	71	.282
PHILLIPS, Shane	0	3	.000

Field Goal Attempts	G	Att	Att/G
COOKE, Malik	15	143	9.5
LEONARD, Damien	15	108	7.2
GILL, Anthony	15	91	6.1
SMITH, Eric	15	79	5.3
HARRIS, Damontre	15	74	4.9

Field Goals Made	G	Made	Made/G
COOKE, Malik	15	63	4.2
GILL, Anthony	15	46	3.1
SMITH, Eric	15	37	2.5
LEONARD, Damien	15	36	2.4
HARRIS, Damontre	15	36	2.4

3-Point Percentage	3FG	Att	Pct
GILL, Anthony	6	10	.600
SMITH, Eric	19	42	.452
SLAWSON, RJ	9	23	.391
ELLINGTON, Bruce	13	36	.361
LEONARD, Damien	28	82	.341
COOKE, Malik	11	34	.324
WILLIAMS, Brenton	3	13	.231
RICHARDSON, Brian	9	45	.200
PHILLIPS, Shane	0	2	.000
JACKSON, Lakeem	0	2	.000

3-Point FG Attempts	G	Att	Att/G
LEONARD, Damien	15	82	5.5
RICHARDSON, Brian	15	45	3.0
SMITH, Eric	15	42	2.8
ELLINGTON, Bruce	8	36	4.5
COOKE, Malik	15	34	2.3

3-Point FG Made	G	Made	Made/G
LEONARD, Damien	15	28	1.9
SMITH, Eric	15	19	1.3
ELLINGTON, Bruce	8	13	1.6
COOKE, Malik	15	11	0.7
SLAWSON, RJ	15	9	0.6
RICHARDSON, Brian	15	9	0.6

Free Throw Percent	FG	Att	Pct
WILLIAMS, Brenton	12	14	.857
COOKE, Malik	57	72	.792
HARRIS, Damontre	18	23	.783
GEATHERS, Carlton	3	4	.750
ELLINGTON, Bruce	9	12	.750
GILL, Anthony	30	42	.714
RICHARDSON, Brian	2	3	.667
LEONARD, Damien	12	18	.667
SLAWSON, RJ	14	23	.609
PHILLIPS, Shane	1	2	.500
SMITH, Eric	5	12	.417
JACKSON, Lakeem	8	22	.364

Free Throw Attempts	G	Att	Att/G
COOKE, Malik	15	72	4.8
GILL, Anthony	15	42	2.8
SLAWSON, RJ	15	23	1.5
HARRIS, Damontre	15	23	1.5
JACKSON, Lakeem	15	22	1.5

Free Throws Made	G	Made	Made/G
COOKE, Malik	15	57	3.8
GILL, Anthony	15	30	2.0
HARRIS, Damontre	15	18	1.2
SLAWSON, RJ	15	14	0.9
LEONARD, Damien	15	12	0.8
WILLIAMS, Brenton	7	12	1.7

2011-12 South Carolina Basketball  
 South Carolina Category Leaders (as of Jan 09, 2012)  
 All games

<u>Rebounds</u>	<u>G</u>	<u>Reb</u>	<u>Reb/G</u>
GILL, Anthony	15	78	5.2
COOKE, Malik	15	73	4.9
HARRIS, Damontre	15	73	4.9
SLAWSON, RJ	15	70	4.7
JACKSON, Lakeem	15	54	3.6

<u>Assists</u>	<u>G</u>	<u>No.</u>	<u>Ast/G</u>
COOKE, Malik	15	31	2.1
JACKSON, Lakeem	15	30	2.0
SMITH, Eric	15	26	1.7
GILL, Anthony	15	21	1.4
ELLINGTON, Bruce	8	14	1.8

<u>Rebound Average</u>	<u>G</u>	<u>Reb</u>	<u>Avg/G</u>
GILL, Anthony	15	78	5.2
COOKE, Malik	15	73	4.9
HARRIS, Damontre	15	73	4.9
SLAWSON, RJ	15	70	4.7
JACKSON, Lakeem	15	54	3.6

<u>Steals</u>	<u>G</u>	<u>No.</u>	<u>Stl/G</u>
COOKE, Malik	15	29	1.9
JACKSON, Lakeem	15	13	0.9
SLAWSON, RJ	15	12	0.8
HARRIS, Damontre	15	12	0.8
GILL, Anthony	15	9	0.6

<u>Offensive Rebounds</u>	<u>G</u>	<u>No.</u>	<u>Avg/G</u>
COOKE, Malik	15	31	2.1
SLAWSON, RJ	15	29	1.9
GILL, Anthony	15	28	1.9
HARRIS, Damontre	15	27	1.8
JACKSON, Lakeem	15	23	1.5

<u>Blocked Shots</u>	<u>G</u>	<u>No.</u>	<u>Blk/G</u>
HARRIS, Damontre	15	32	2.1
COOKE, Malik	15	14	0.9
SLAWSON, RJ	15	14	0.9
GEATHERS, Carlton	15	10	0.7
GILL, Anthony	15	5	0.3

<u>Defensive Rebounds</u>	<u>G</u>	<u>No.</u>	<u>Avg/G</u>
GILL, Anthony	15	50	3.3
HARRIS, Damontre	15	46	3.1
COOKE, Malik	15	42	2.8
SLAWSON, RJ	15	41	2.7
JACKSON, Lakeem	15	31	2.1

<u>Minutes</u>	<u>G</u>	<u>No.</u>	<u>Min/G</u>
COOKE, Malik	15	464	30.9
GILL, Anthony	15	364	24.3
HARRIS, Damontre	15	356	23.7
JACKSON, Lakeem	15	330	22.0
SMITH, Eric	15	304	20.3

<u>Fouls</u>	<u>G</u>	<u>No.</u>	<u>Per/G</u>
SLAWSON, RJ	15	43	2.9
GILL, Anthony	15	37	2.5
HARRIS, Damontre	15	37	2.5
COOKE, Malik	15	31	2.1
LEONARD, Damien	15	24	1.6

<u>Turnovers</u>	<u>G</u>	<u>No.</u>	<u>TO/G</u>
GILL, Anthony	15	29	1.9
SMITH, Eric	15	28	1.9
COOKE, Malik	15	27	1.8
JACKSON, Lakeem	15	25	1.7
LEONARD, Damien	15	23	1.5

<u>Foulsouts</u>	<u>G</u>	<u>No.</u>
SLAWSON, RJ	15	1
GILL, Anthony	15	1
JACKSON, Lakeem	15	1
COOKE, Malik	15	1
SMITH, Eric	15	1



2011-12 South Carolina Basketball  
 South Carolina Team High/Low Analysis (as of Jan 09, 2012)  
 All games

South Carolina - TEAM GAME HIGHS

POINTS	79	SC STATE (1/3/12)
	75	WESTERN CAROLINA (11/11/11)
	72	USC UPSTATE (12/31/11)
	67	PROVIDENCE COLLEGE (12/1/11)
	66	OHIO STATE (12/17/11)
	66	PRESBYTERIAN (12/13/11)
FIELD GOALS MADE	30	WESTERN CAROLINA (11/11/11)
	28	SC STATE (1/3/12)
FIELD GOAL ATTEMPTS	72	PROVIDENCE COLLEGE (12/1/11)
	64	at Kentucky (01/07/12)
	64	at Elon (11/15/11)
FIELD GOAL PERCENTAGE	.524 (22-42)	vs Southern Cal (11/26/11)
	.511 (23-45)	USC UPSTATE (12/31/11)
3 PT FIELD GOALS MADE	11	SC STATE (1/3/12)
	11	WOFFORD (12/28/11)
3 PT FG ATTEMPTS	30	PROVIDENCE COLLEGE (12/1/11)
	27	at Elon (11/15/11)
3 PT FG PERCENTAGE	.550 (11-20)	WOFFORD (12/28/11)
	.478 (11-23)	SC STATE (1/3/12)
FREE THROWS MADE	22	USC UPSTATE (12/31/11)
	17	MISS. VALLEY STATE (11/22/11)
FREE THROW ATTEMPTS	32	USC UPSTATE (12/31/11)
	25	MISS. VALLEY STATE (11/22/11)
FREE THROW PERCENTAGE	1.000 (8-8)	vs Southern Cal (11/26/11)
	.900 (9-10)	PROVIDENCE COLLEGE (12/1/11)
REBOUNDS	43	vs NC (11/25/11)
	40	PROVIDENCE COLLEGE (12/1/11)
	40	at Elon (11/15/11)
ASSISTS	17	SC STATE (1/3/12)
	14	WOFFORD (12/28/11)
	14	PRESBYTERIAN (12/13/11)
	14	WESTERN CAROLINA (11/11/11)
STEALS	11	SC STATE (1/3/12)
	11	SE LOUISIANA (12/21/11)
	11	WESTERN CAROLINA (11/11/11)
BLOCKED SHOTS	7	WOFFORD (12/28/11)
	7	PRESBYTERIAN (12/13/11)
	7	PROVIDENCE COLLEGE (12/1/11)
	7	vs NC (11/25/11)
	7	MISS. VALLEY STATE (11/22/11)
	7	TENNESSEE STATE (11/20/11)
TURNOVERS	25	vs NC (11/25/11)
	16	TENNESSEE STATE (11/20/11)
FOULS	25	vs NC (11/25/11)
	24	at Elon (11/15/11)

2011-12 South Carolina Basketball  
 South Carolina High/Low Analysis (as of Jan 09, 2012)  
 All games

Opponent - GAME HIGHS

POINTS	87	vs NC (11/25/11)
	79	at Kentucky (01/07/12)
	76	PROVIDENCE COLLEGE (12/1/11)
	74	OHIO STATE (12/17/11)
	66	USC UPSTATE (12/31/11)
FIELD GOALS MADE	31	vs NC (11/25/11)
	29	at Kentucky (01/07/12)
FIELD GOAL ATTEMPTS	67	vs NC (11/25/11)
	63	USC UPSTATE (12/31/11)
FIELD GOAL PERCENTAGE	.592 (29-49)	at Kentucky (01/07/12)
	.509 (27-53)	OHIO STATE (12/17/11)
3 PT FIELD GOALS MADE	10	TENNESSEE STATE (11/20/11)
	8	USC UPSTATE (12/31/11)
	8	vs NC (11/25/11)
3 PT FG ATTEMPTS	22	SE LOUISIANA (12/21/11)
	22	TENNESSEE STATE (11/20/11)
3 PT FG PERCENTAGE	.636 (7-11)	vs Southern Cal (11/26/11)
	.545 (6-11)	PROVIDENCE COLLEGE (12/1/11)
FREE THROWS MADE	22	PROVIDENCE COLLEGE (12/1/11)
	20	at Elon (11/15/11)
FREE THROW ATTEMPTS	30	vs NC (11/25/11)
	28	at Elon (11/15/11)
FREE THROW PERCENTAGE	.815 (22-27)	PROVIDENCE COLLEGE (12/1/11)
	.750 (15-20)	OHIO STATE (12/17/11)
	.750 (12-16)	at Clemson (12/4/11)
REBOUNDS	38	at Elon (11/15/11)
	35	SE LOUISIANA (12/21/11)
	35	vs NC (11/25/11)
ASSISTS	22	vs NC (11/25/11)
	16	OHIO STATE (12/17/11)
	16	PROVIDENCE COLLEGE (12/1/11)
STEALS	11	vs NC (11/25/11)
	10	USC UPSTATE (12/31/11)
BLOCKED SHOTS	10	PROVIDENCE COLLEGE (12/1/11)
	8	at Kentucky (01/07/12)
TURNOVERS	26	SE LOUISIANA (12/21/11)
	19	WESTERN CAROLINA (11/11/11)
FOULS	24	USC UPSTATE (12/31/11)
	24	MISS. VALLEY STATE (11/22/11)

2011-12 South Carolina Basketball  
 South Carolina High/Low Analysis (as of Jan 09, 2012)  
 All games

South Carolina - GAME LOWS

POINTS	53		at Elon (11/15/11)
	57		WOFFORD (12/28/11)
	58		at Clemson (12/4/11)
	60		vs Southern Cal (11/26/11)
	61		MISS. VALLEY STATE (11/22/11)
FIELD GOALS MADE	19		MISS. VALLEY STATE (11/22/11)
	20		at Elon (11/15/11)
	20		SE LOUISIANA (12/21/11)
	20		WOFFORD (12/28/11)
FIELD GOAL ATTEMPTS	42		vs Southern Cal (11/26/11)
	45		WOFFORD (12/28/11)
	45		USC UPSTATE (12/31/11)
FIELD GOAL PERCENTAGE	.313	(20-64)	at Elon (11/15/11)
	.361	(26-72)	PROVIDENCE COLLEGE (12/1/11)
3 PT FIELD GOALS MADE	3		at Elon (11/15/11)
	4		USC UPSTATE (12/31/11)
3 PT FG ATTEMPTS	11		PRESBYTERIAN (12/13/11)
	11		USC UPSTATE (12/31/11)
3 PT FG PERCENTAGE	.111	(3-27)	at Elon (11/15/11)
	.200	(6-30)	PROVIDENCE COLLEGE (12/1/11)
FREE THROWS MADE	6		WOFFORD (12/28/11)
	7		vs NC (11/25/11)
FREE THROW ATTEMPTS	8		vs Southern Cal (11/26/11)
	10		PROVIDENCE COLLEGE (12/1/11)
	10		WOFFORD (12/28/11)
	10		at Kentucky (01/07/12)
FREE THROW PERCENTAGE	.583	(7-12)	vs NC (11/25/11)
	.588	(10-17)	WESTERN CAROLINA (11/11/11)
	.588	(10-17)	at Elon (11/15/11)
REBOUNDS	18		vs Southern Cal (11/26/11)
	20		OHIO STATE (12/17/11)
ASSISTS	6		at Elon (11/15/11)
	8		at Clemson (12/4/11)
STEALS	3		OHIO STATE (12/17/11)
	4		vs Southern Cal (11/26/11)
	4		USC UPSTATE (12/31/11)
BLOCKED SHOTS	2		at Elon (11/15/11)
	3		at Kentucky (01/07/12)
TURNOVERS	7		at Elon (11/15/11)
	8		at Clemson (12/4/11)
FOULS	9		WOFFORD (12/28/11)
	14		WESTERN CAROLINA (11/11/11)

2011-12 South Carolina Basketball  
 South Carolina High/Low Analysis (as of Jan 09, 2012)  
 All games

Opponent - GAME LOWS

POINTS	43		SE LOUISIANA (12/21/11)
	45		WOFFORD (12/28/11)
	50		WESTERN CAROLINA (11/11/11)
	51		SC STATE (1/3/12)
	55		at Clemson (12/4/11)
FIELD GOALS MADE	15		SE LOUISIANA (12/21/11)
	16		at Elon (11/15/11)
FIELD GOAL ATTEMPTS	40		at Elon (11/15/11)
	43		SE LOUISIANA (12/21/11)
FIELD GOAL PERCENTAGE	.346	(18-52)	SC STATE (1/3/12)
	.349	(15-43)	SE LOUISIANA (12/21/11)
3 PT FIELD GOALS MADE	3		SC STATE (1/3/12)
	5		at Clemson (12/4/11)
	5		OHIO STATE (12/17/11)
	5		WOFFORD (12/28/11)
	5		at Kentucky (01/07/12)
3 PT FG ATTEMPTS	11		vs Southern Cal (11/26/11)
	11		PROVIDENCE COLLEGE (12/1/11)
	11		at Kentucky (01/07/12)
3 PT FG PERCENTAGE	.200	(3-15)	SC STATE (1/3/12)
	.263	(5-19)	WOFFORD (12/28/11)
FREE THROWS MADE	4		WOFFORD (12/28/11)
	7		SE LOUISIANA (12/21/11)
FREE THROW ATTEMPTS	10		WOFFORD (12/28/11)
	12		vs Southern Cal (11/26/11)
FREE THROW PERCENTAGE	.400	(4-10)	WOFFORD (12/28/11)
	.522	(12-23)	SC STATE (1/3/12)
REBOUNDS	24		PRESBYTERIAN (12/13/11)
	28		TENNESSEE STATE (11/20/11)
	28		vs Southern Cal (11/26/11)
ASSISTS	7		vs Southern Cal (11/26/11)
	9		at Elon (11/15/11)
	9		SE LOUISIANA (12/21/11)
STEALS	1		at Elon (11/15/11)
	3		at Clemson (12/4/11)
	3		PRESBYTERIAN (12/13/11)
	3		SE LOUISIANA (12/21/11)
BLOCKED SHOTS	1		TENNESSEE STATE (11/20/11)
	1		vs Southern Cal (11/26/11)
	1		at Clemson (12/4/11)
	1		WOFFORD (12/28/11)
TURNOVERS	8		USC UPSTATE (12/31/11)
	10		vs NC (11/25/11)
	10		vs Southern Cal (11/26/11)
FOULS	10		PROVIDENCE COLLEGE (12/1/11)
	11		at Kentucky (01/07/12)

2011-12 South Carolina Basketball  
 South Carolina Player High/Low Analysis (as of Jan 09, 2012)  
 All games

South Carolina - I N D I V I D U A L G A M E H I G H S

Points	24		COOKE, Malik vs USC Upstate (12/31/11)
	21		COOKE, Malik vs Ohio State (12/17/11)
	21		COOKE, Malik vs Providence College (12/1/11)
	18		COOKE, Malik vs Miss. Valley State (11/22/11)
	18		SMITH, Eric vs Tennessee State (11/20/11)
Field Goals Made	8		COOKE, Malik vs USC Upstate (12/31/11)
	8		COOKE, Malik vs Providence College (12/1/11)
Field Goal Att.	17		LEONARD, Damien at Elon (11/15/11)
	15		COOKE, Malik vs USC Upstate (12/31/11)
FG Pct (min 5 made)	.857	(6-7)	GILL, Anthony vs Western Carolina (11/11/11)
	.833	(5-6)	JACKSON, Lakeem vs Tennessee State (11/20/11)
3-Point FG Made	5		ELLINGTON, Bruce vs Wofford (12/28/11)
	5		LEONARD, Damien vs NC (11/25/11)
	5		SMITH, Eric vs Tennessee State (11/20/11)
3-Point FG Att.	11		LEONARD, Damien vs NC (11/25/11)
	11		LEONARD, Damien at Elon (11/15/11)
3-Pt FG Pct (min 2 made)	1.000	(3-3)	ELLINGTON, Bruce vs SC State (1/3/12)
	1.000	(2-2)	RICHARDSON, Brian vs USC Upstate (12/31/11)
	1.000	(2-2)	GILL, Anthony vs SE Louisiana (12/21/11)
	1.000	(2-2)	LEONARD, Damien vs Presbyterian (12/13/11)
	1.000	(2-2)	COOKE, Malik vs NC (11/25/11)
Free Throws Made	10		COOKE, Malik vs Miss. Valley State (11/22/11)
	9		COOKE, Malik vs Ohio State (12/17/11)
Free Throw Att.	12		COOKE, Malik vs Miss. Valley State (11/22/11)
	11		COOKE, Malik vs USC Upstate (12/31/11)
FT Pct (min 3 made)	1.000	(8-8)	WILLIAMS, Brenton vs USC Upstate (12/31/11)
	1.000	(4-4)	COOKE, Malik vs SC State (1/3/12)
	1.000	(4-4)	ELLINGTON, Bruce at Clemson (12/4/11)
	1.000	(4-4)	SLAWSON, RJ vs Providence College (12/1/11)
	1.000	(3-3)	HARRIS, Damontre vs SC State (1/3/12)
	1.000	(3-3)	GILL, Anthony vs Ohio State (12/17/11)
	1.000	(3-3)	COOKE, Malik vs Presbyterian (12/13/11)
	1.000	(3-3)	GILL, Anthony vs Presbyterian (12/13/11)
	1.000	(3-3)	GILL, Anthony vs Southern Cal (11/26/11)
Rebounds	14		SLAWSON, RJ vs NC (11/25/11)
	10		COOKE, Malik vs USC Upstate (12/31/11)
	10		HARRIS, Damontre at Elon (11/15/11)
	10		JACKSON, Lakeem vs Western Carolina (11/11/11)
Assists	5		JACKSON, Lakeem vs Western Carolina (11/11/11)
	4		ELLINGTON, Bruce at Kentucky (01/07/12)
	4		JACKSON, Lakeem vs Wofford (12/28/11)
	4		JACKSON, Lakeem vs Southern Cal (11/26/11)
	4		COOKE, Malik vs NC (11/25/11)
	4		SMITH, Eric vs Western Carolina (11/11/11)
Steals	5		WILLIAMS, Brenton vs Western Carolina (11/11/11)
	4		COOKE, Malik vs SE Louisiana (12/21/11)
	4		COOKE, Malik at Clemson (12/4/11)
	4		COOKE, Malik vs Providence College (12/1/11)
Blocked Shots	5		HARRIS, Damontre vs Wofford (12/28/11)
	5		HARRIS, Damontre vs Presbyterian (12/13/11)
	5		HARRIS, Damontre at Clemson (12/4/11)
Turnovers	5		GILL, Anthony vs Presbyterian (12/13/11)
	5		LEONARD, Damien vs NC (11/25/11)

Fouls	5	SMITH, Eric vs USC Upstate (12/31/11)
	5	SLAWSON, RJ vs SE Louisiana (12/21/11)
	5	GILL, Anthony vs NC (11/25/11)
	5	JACKSON, Lakeem at Elon (11/15/11)
	5	COOKE, Malik at Elon (11/15/11)

2011-12 South Carolina Basketball  
 South Carolina Opponent High/Low Analysis (as of Jan 09, 2012)  
 All games

OPPONENT INDIVIDUAL GAME HIGHS

Points	30		Thomas, Deshaun vs Ohio State (12/17/11)
	28		Jones, Maurice vs Southern Cal (11/26/11)
	22		JOYNER, Terrence vs Miss. Valley State (11/22/11)
	21		Harrison Barnes vs NC (11/25/11)
	20		Jones, Terrence at Kentucky (01/07/12)
Field Goals Made	20		CRAIG, Torrey vs USC Upstate (12/31/11)
	13		Thomas, Deshaun vs Ohio State (12/17/11)
Field Goal Att.	9		Jones, Maurice vs Southern Cal (11/26/11)
	16		Thomas, Deshaun vs Ohio State (12/17/11)
FG Pct (min 5 made)	15		Jones, Maurice vs Southern Cal (11/26/11)
	15		John Henson vs NC (11/25/11)
	.889	(8-9)	Jones, Terrence at Kentucky (01/07/12)
3-Point FG Made	.813	(13-16)	Thomas, Deshaun vs Ohio State (12/17/11)
	7		Jones, Maurice vs Southern Cal (11/26/11)
3-Point FG Att.	5		P.J. Hairston vs NC (11/25/11)
	10		GILTNER, Kevin vs Wofford (12/28/11)
	9		Nelson, Todd vs SE Louisiana (12/21/11)
3-Pt FG Pct (min 2 made)	9		Young, Andre at Clemson (12/4/11)
	1.000	(7-7)	Jones, Maurice vs Southern Cal (11/26/11)
	1.000	(3-3)	HENTON, LaDontae vs Providence College (12/1/11)
Free Throws Made	10		COLEMAN, Gerard vs Providence College (12/1/11)
	7		Harrison Barnes vs NC (11/25/11)
Free Throw Att.	13		COLEMAN, Gerard vs Providence College (12/1/11)
	10		Harrison Barnes vs NC (11/25/11)
FT Pct (min 3 made)	1.000	(6-6)	TROUTMAN, Lucas at Elon (11/15/11)
	1.000	(5-5)	Buford, William vs Ohio State (12/17/11)
	1.000	(5-5)	COTTON, Bryce vs Providence College (12/1/11)
	1.000	(4-4)	Smith Jr., Lenzelle vs Ohio State (12/17/11)
	1.000	(4-4)	JONES, Falando vs Miss. Valley State (11/22/11)
	1.000	(3-3)	HENTON, LaDontae vs Providence College (12/1/11)
	1.000	(3-3)	DEDMON, D vs Southern Cal (11/26/11)
Rebounds	10		Davis, Anthony at Kentucky (01/07/12)
	10		JOINT, Denim vs SC State (1/3/12)
	10		Fuller, Aaron vs Southern Cal (11/26/11)
Assists	14		Kendall Marshall vs NC (11/25/11)
	6		WASHINGTON, Eric vs Presbyterian (12/13/11)
	6		COUNCIL, Vincent vs Providence College (12/1/11)
	6		JONES, Falando vs Miss. Valley State (11/22/11)
	6		MILLER, Patrick vs Tennessee State (11/20/11)
Steals	6		Kendall Marshall vs NC (11/25/11)
	4		MAXEY, Jodd vs USC Upstate (12/31/11)
Blocked Shots	7		Davis, Anthony at Kentucky (01/07/12)
	7		DIXON, Bilal vs Providence College (12/1/11)
Turnovers	6		WASHINGTON, Eric vs Presbyterian (12/13/11)
	5		Thomas, Deshaun vs Ohio State (12/17/11)
	5		Jennings, Milton at Clemson (12/4/11)
	5		COUNCIL, Vincent vs Providence College (12/1/11)
	5		COLE, Keaton vs Western Carolina (11/11/11)
	5		SUMLER, Trey vs Western Carolina (11/11/11)
Fouls	5		MAXEY, Jodd vs USC Upstate (12/31/11)
	5		COLEMAN, Al'Lonzo vs Presbyterian (12/13/11)
	5		Hall, Rod at Clemson (12/4/11)
	5		JOYNER, Terrence vs Miss. Valley State (11/22/11)

5	JONES, Falando vs Miss. Valley State (11/22/11)
5	THORNTON, Kellen vs Tennessee State (11/20/11)
5	EDOMWONYI, Egheosa at Elon (11/15/11)
5	KING, Tawaski vs Western Carolina (11/11/11)