

SOUTH CAROLINA

Stone Stadium ▲



2009 OPPONENTS

GAME



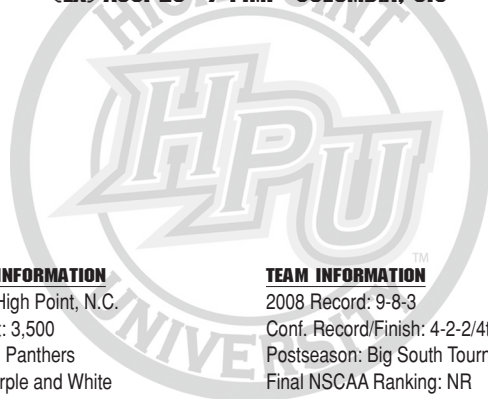
COCKS



CAROLINA SOCCER

HIGH POINT

(EX) AUG. 25 - 7 P.M. - COLUMBIA, S.C.



GENERAL INFORMATION

Location: High Point, N.C.
Enrollment: 3,500
Nickname: Panthers
Colors: Purple and White
Conference: Big South
Facility: Richard F. Vert Track and Soccer Stadium
President: Dr. Nido R. Qubein
Ath. Director: Craig Keilitz

COACHING STAFF

Head Coach: Dustin Fonder
Alma Mater: Roanoke, '94
Record at High Point: 14-22-4 (2)
Career Record: Same
Assistants: John Trice, Zac Gibbens

TEAM INFORMATION

2008 Record: 9-8-3
Conf. Record/Finish: 4-2-2/4th
Postseason: Big South Tournament
Final NSCAA Ranking: NR
Letterman R/L: 14/9
Starters R/L: 9/2

SERIES INFORMATION

Series: 0-0-0
Home: 0-0-0
Away: 0-0-0
Neutral: 0-0-0

MEDIA RELATIONS

Contact: Joe Arancio
Office Phone: (336) 841-4683
Email: jarancio@highpoint.edu
Website: www.highpointpanthers.com

CLEMSON

SEP. 4 - 7 P.M. - CLEMSON, S.C.



GENERAL INFORMATION

Location: Clemson, S.C.
Enrollment: 17,309
Nickname: Tigers
Colors: Orange and Purple
Conference: Atlantic Coast
Facility: Riggs Field
President: James F. Barker
Ath. Director: Dr. Terry Don Phillips

COACHING STAFF

Head Coach: Phil Hindson
Alma Mater: William Carey, '99
Record at Clemson: First Season
Career Record: Same
Assistants: Mike Potempa, Jesse Miech

TEAM INFORMATION

2008 Record: 7-9-2
Conf. Record/Finish: 3-4-1/6th
Postseason: N/A
Final NSCAA Ranking: NR
Letterman R/L: 13/7
Starters R/L: 10/1

SERIES INFORMATION

Series: Clemson leads, 22-13-1
Home: Clemson leads, 10-6-1
Away: Clemson leads, 12-7-0
Neutral: 0-0-0

MEDIA RELATIONS

Contact: Sam Blackman
Office Phone: (864) 656-1924
Email: blackmj@clemson.edu
Website: ClemsonTigers.com

CHARLOTTE

SEP. 1 - 7 P.M. - COLUMBIA, S.C.



GENERAL INFORMATION

Location: Charlotte, N.C.
Enrollment: 22,388
Nickname: 49ers
Colors: Green and White
Conference: Atlantic 10
Facility: Transamerica Field at the Irwin Belk Center
Chancellor: Dr. Phil Dubois
Ath. Director: Judy W. Rose

COACHING STAFF

Head Coach: Jeremy Gunn
Alma Mater: Cal. State-Bakersfield '93
Record at Charlotte: 24-13-3 (2 yrs)
Career Record: 147-48-20 (10 yrs)
Assistants: Kevin Langan, Kyle Gookins

TEAM INFORMATION

2008 Record: 12-6-1
Conf. Record/Finish: 4-4-1/T-8th
Postseason: N/A
Final NSCAA Ranking: NR
Letterman R/L: 15/6
Starters R/L: 8/3

SERIES INFORMATION

Series: SC leads, 11-4-3
Home: SC leads, 5-4-2
Away: SC leads, 6-0-1
Neutral: 0-0-0

MEDIA RELATIONS

Contact: Brent Stastny
Office Phone: (704) 687-6313
Email: bmstastn@uncc.edu
Website: www.charlotte49ers.com

BUTLER

SEP. 11 - 7:30 P.M. - COLUMBIA, S.C.

ADIDAS GAMECOCK CLASSIC



GENERAL INFORMATION

Location: Indianapolis, Ind.
Enrollment: 4,200
Nickname: Bulldogs
Colors: Blue and White
Conference: Horizon
Facility: Varsity Field, Butler Bowl
President: Dr. Bobby Fong
Ath. Director: Barry Collier

COACHING STAFF

Head Coach: Kelly Findley
Alma Mater: Judson, '92
Record at Butler: 29-21-10 (3)
Career Record: 46-43-10 (5)
Assistants: David Costa, Steve Cox, Bryce Cooper

TEAM INFORMATION

2008 Record: 13-3-4
Conf. Record/Finish: 5-0-3/2nd
Postseason: N/A
Final NSCAA Ranking: NR
Letterman R/L: 22/4
Starters R/L: 8/3

SERIES INFORMATION

Series: 0-0-0
Home: 0-0-0
Away: 0-0-0
Neutral: 0-0-0

MEDIA RELATIONS

Contact: Jim McGrath
Office Phone: (317) 940-9414
Email: jmcgrath@butler.edu
Website: Butlersports.com



GEORGE MASON

SEP. 13 - 2:30 P.M. - COLUMBIA, S.C.
ADIDAS GAMECOCK CLASSIC



GENERAL INFORMATION

Location: Fairfax, Va.
Enrollment: 30,332
Nickname: Patriots
Colors: Green and Gold
Conference: Colonial Athletic Association
Facility: George Mason Stadium
President: Dr. Alan G. Merten
Ath. Director: Tom O'Connor

COACHING STAFF

Head Coach: Greg Andrulis
Alma Mater: Eastern Connecticut State, '80
Record at George Mason: 38-31-11
Career Record: 172-103-39
Assistants: Nick Carlin-Voigt,
John O'Hara

TEAM INFORMATION

2008 Record: 14-7-2
Conf. Record/Finish: 6-4-1/3rd
Postseason: NCAA 2nd Round
Final NSCAA Ranking: NR
Letterman R/L: 19/11
Starters R/L: 6/5

SERIES INFORMATION

Series: SC leads, 2-0-0
Home: 0-0-0
Away: SC leads, 1-0-0
Neutral: SC leads, 1-0-0

MEDIA RELATIONS

Contact: Jason Risley
Office Phone: (703) 993-3246
Email: jrisley@gmu.edu
Website: www.GoMason.com

NORTHERN ILLINOIS

SEP. 20 - 12:30 P.M. - EVANSTON, ILL.
LAKESIDE CLASSIC



GENERAL INFORMATION

Location: DeKalb, Ill.
Enrollment: 25,254
Nickname: Huskies
Colors: Cardinal and Black
Conference: Mid-American
Facility: Huskie Soccer Field
President: Dr. John Peters
Ath. Director: Jeff Compher

COACHING STAFF

Head Coach: Eric Luzzi
Alma Mater: Concordia University
Portland, '90
Record at Northern Illinois: First Season
Career Record: First Season
Assistants: Scott Donnelly, Garrett Biller,
Al Morawiecki

TEAM INFORMATION

2008 Record: 11-6-4
Conf. Record/Finish: 4-1-1/2nd
Postseason: MAC Tournament Finals
Final NSCAA Ranking: NR
Letterman R/L: 17/7
Starters R/L: 9/6

SERIES INFORMATION

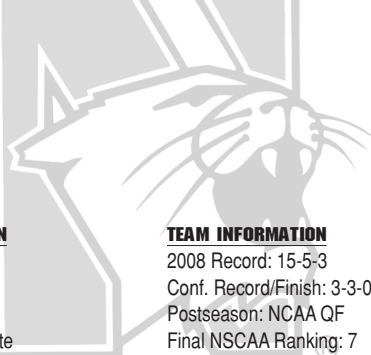
Series: 0-0-0
Home: 0-0-0
Away: 0-0-0
Neutral: 0-0-0

MEDIA RELATIONS

Contact: Russel Houghtaling
Office Phone: (815) 753-1708
Email: houghtaling@niu.edu
Website: www.niuhuskies.com

NORTHWESTERN

SEP. 18 - 8:30 P.M. - EVANSTON, ILL.
LAKESIDE CLASSIC



GENERAL INFORMATION

Location: Evanston, Ill.
Enrollment: 8,000
Nickname: Wildcats
Colors: Purple and White
Conference: Big Ten
Facility: Lakeside Field
President: Morton O. Schapiro
Ath. Director: Jim Phillips

COACHING STAFF

Head Coach: Tim Lenahan
Alma Mater: Richard Stockton, '83
Record at Northwestern: 81-63-19
Career Record: 207-131-37
Assistants: Rich Nassif, Andy Flemming

TEAM INFORMATION

2008 Record: 15-5-3
Conf. Record/Finish: 3-3-0/T-3rd
Postseason: NCAA QF
Final NSCAA Ranking: 7
Letterman R/L: 15/5
Starters R/L: 6/5

SERIES INFORMATION

Series: SC leads, 1-0-0
Home: 0-0-0
Away: 0-0-0
Neutral: SC leads, 1-0-0

MEDIA RELATIONS

Contact: Nick Brilowski
Office Phone: (847) 467-3831
Email: brilowski@northwestern.edu
Website: www.nusports.com

DAVIDSON

SEP. 25 - 7 P.M. - DAVIDSON, N.C.



GENERAL INFORMATION

Location: Davidson, N.C.
Enrollment: 1,800
Nickname: Wildcats
Colors: Red and Black
Conference: Southern
Facility: Alumni Stadium
President: Tom Ross
Ath. Director: Jim Murphy

COACHING STAFF

Head Coach: Matt Spear
Alma Mater: Davidson, '93
Record at Davidson: 74-77-11 (7)
Career Record: Same
Assistants: Kevin O'Brien, Jeff Bilyk

TEAM INFORMATION

2008 Record: 4-14-1
Conf. Record/Finish: 2-5-0/T-6th
Postseason: NA
Final NSCAA Ranking: NR
Letterman R/L: 19/7
Starters R/L: 9/2

SERIES INFORMATION

Series: SC leads, 19-6-1
Home: SC leads, 11-2-0
Away: SC leads, 8-4-1
Neutral: 0-0-0

MEDIA RELATIONS

Contact: Matthew Harris
Office Phone: (704) 894-2931
Email: maharris@davidson.edu
Website: DavidsonWildcats.com

OPPONENTS

OPPONENTS



CAROLINA SOCCER

N.C. STATE

SEP. 29 - 7 P.M. - RALEIGH, N.C.



GENERAL INFORMATION

Location: Raleigh, N.C.
Enrollment: 31,000
Nickname: Wolfpack
Colors: Red and White
Conference: Atlantic Coast
Facility: Dail Soccer Stadium
Chancellor: Jim Woodward
Ath. Director: Lee Fowler

COACHING STAFF

Head Coach: George Tarantini
Record at NC State: 211-182-39 (23)
Career Record: Same
Assistant: Dan Popik

TEAM INFORMATION

2008 Record: 9-9-1
Conf. Record/Finish: 3-5-0/T-7th
Postseason: NA
Final NSCAA Ranking: NR
Letterman R/L: 18/5
Starters R/L: 11/0

SERIES INFORMATION

Series: SC leads, 7-6-1
Home: Series tied, 3-3-1
Away: Series tied, 3-3-0
Neutral: SC leads, 1-0-0

MEDIA RELATIONS

Contact: Brian Reinhardt
Office Phone: (919) 515-8953
Email: brian_reinhardt@ncsu.edu
Website: GoPack.com

FURMAN

OCT. 7 - 7 P.M. - COLUMBIA, S.C.



GENERAL INFORMATION

Location: Greenville, S.C.
Enrollment: 2,600
Nickname: Paladins
Colors: Purple and White
Conference: Southern
Facility: Eugene Stone Stadium
President: Dr. David Shi
Ath. Director: Dr. Gary Clark

COACHING STAFF

Head Coach: Doug Allison
Alma Mater: South Carolina, '89
Record at Furman: 192-79-22 (14)
Career Record: Same
Assistants: Derek Marinatos, Charlie Arndt

TEAM INFORMATION

2008 Record: 11-8-1
Conf. Record/Finish: 4-3/T-4th
Postseason: N/A
Final NSCAA Ranking: NR
Letterman R/L: 13/8
Starters R/L: 9/6

SERIES INFORMATION


Series: SC leads, 17-8-4
Home: SC leads, 9-5-1
Away: SC leads, 8-3-3
Neutral: 0-0-0

MEDIA RELATIONS

Contact: Jordan Caskey
Office Phone: (864) 294-3065
Email: jordan.caskey@furman.edu
Website: www.furmanpaladins.com

UCF

OCT. 4 - 2:30 P.M. - ORLANDO, FLA.



GENERAL INFORMATION

Location: Orlando, Fla.
Enrollment: 50,284
Nickname: Knights
Colors: Black and Gold
Conference: Conference USA
Facility: UCF Track and Soccer Complex
President: John C. Hitt
Ath. Director: Keith R. Tribble

COACHING STAFF

Head Coach: Bryan Cunningham
Alma Mater: Pfeiffer University
Record at UCF: 11-23-3 (2)
Career Record: Same
Assistants: James Prosser, Mauricio Ruiz, Charlie Edwards

TEAM INFORMATION

2008 Record: 7-11-1
Conf. Record/Finish: 4-4-1/T-3rd
Postseason: N/A
Final NSCAA Ranking: NR
Letterman R/L: 8/9
Starters R/L: 6/5

SERIES INFORMATION


Series: SC leads, 4-0-3
Home: SC leads, 2-0-1
Away: SC leads, 2-0-1
Neutral: Series tied, 0-0-1

MEDIA RELATIONS

Contact: Andrew Gavin
Office Phone: (407) 823-2464
Email: agavin@athletics.ucf.edu
Website: www.UCFAthletics.com

TULSA

OCT. 11 - 1 P.M. - COLUMBIA, S.C.



GENERAL INFORMATION

Location: Tulsa, Okla.
Enrollment: 4,165
Nickname: Golden Hurricane
Colors: Gold, Blue, and Crimson
Conference: Conference USA
Facility: Hurricane Soccer & Track Stadium
President: Dr. Steadman Upham
Ath. Director: Bubba Cunningham

COACHING STAFF

Head Coach: Tom McIntosh
Alma Mater: Tulsa '88
Record at Tulsa: 152-103-24 (14)
Career Record: Same
Assistants: Colin Clarke, Justin Cook

TEAM INFORMATION

2008 Record: 16-4-3
Conf. Record/Finish: 7-0-1/1st
Postseason: NCAA 2nd Round
Final NSCAA Ranking: 16
Letterman R/L: 17/8
Starters R/L: 7/4

SERIES INFORMATION

Series: Tulsa leads, 4-2-1
Home: Series tied, 1-1-0
Away: Tulsa leads, 1-0-1
Neutral: Tulsa leads, 2-1-0

MEDIA RELATIONS

Contact: Stephanie Hall
Office Phone: (918) 631-2163
Email: stephanie-hall@utulsa.edu
Website: TulsaHurricane.com



SMU

OCT. 14 - 7 P.M. - COLUMBIA, S.C.



GENERAL INFORMATION

Location: Dallas, Texas
 Enrollment: 10,941
 Nickname: Mustangs
 Colors: Red & Blue
 Conference: Conference USA
 Facility: Westcott Field
 President: R. Gerald Turner
 Ath. Director: Steve Orsini

COACHING STAFF

Head Coach: Tim McClements
 Alma Mater: Wheaton, '87
 Record at SMU: 10-6-2
 Career Record: 94-104-14
 Assistants: Kevin Hudson, Phil Wolf, Paul Hason

TEAM INFORMATION

2008 Record: 10-6-2
 Conf. Record/Finish: 3-4-1/ T-3rd
 Postseason: N/A
 Final NSCAA Ranking: NR
 Letterman R/L: 17/8
 Starters R/L: 6/5

SERIES INFORMATION


Series: SMU leads, 5-4-2
 Home: SC leads, 3-1-0
 Away: Series Tied, 1-1-2
 Neutral: SMU leads, 3-0-0

MEDIA RELATIONS

Contact: David Waxman
 Office Phone: (214) 768-4053
 Email: dwaxman@smu.edu
 Website: www.SMUMustangs.com

WAKE FOREST

OCT. 20 - 7 P.M. - COLUMBIA, S.C.



GENERAL INFORMATION

Location: Winston-Salem, N.C.
 Enrollment: 4,476
 Nickname: Demon Deacons
 Colors: Old Gold and Black
 Conference: Atlantic Coast
 Facility: Spry Stadium
 President: Dr. Nathan O. Hatch
 Ath. Director: Ron Wellman

COACHING STAFF

Head Coach: Jay Vidovich
 Alma Mater: Ohio Wesleyan, '82
 Record at Wake Forest: 208-83-28 (15)
 Career Record: Same
 Assistants: Bo Oshoniyi, Ryan Martin

TEAM INFORMATION

2008 Record: 21-2-1
 Conf. Record/Finish: 7-0-1/1st
 Postseason: College Cup, L to UNC
 Final NSCAA Ranking: 2
 Letterman R/L: 19/9
 Starters R/L: 4/7

SERIES INFORMATION

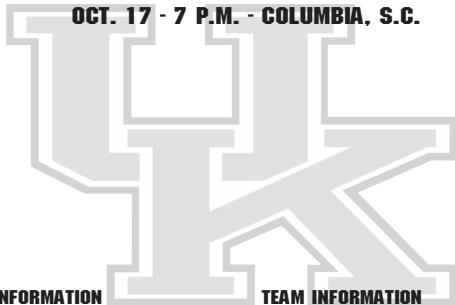
Series: Wake Forest leads, 13-11-4
 Home: Wake Forest leads, 6-5-2
 Away: Series tied, 6-6-2
 Neutral: Wake Forest leads, 1-0-0

MEDIA RELATIONS

Contact: Chad Crunk
 Office Phone: (336) 758-5842
 Email: crunkmc@wfu.edu
 Website: www.WakeForestSports.com

KENTUCKY

OCT. 17 - 7 P.M. - COLUMBIA, S.C.



GENERAL INFORMATION

Location: Lexington, Ky.
 Enrollment: 27,000
 Nickname: Wildcats
 Colors: Blue and White
 Conference: Conference USA
 Facility: UK Soccer Complex
 President: Lee T. Todd, Jr
 Ath. Director: Mitch Barnhart

COACHING STAFF

Head Coach: Ian Collins
 Alma Mater: Crewe & Alsager College, '85
 Record at Kentucky: 168-109-32 (14)
 Career Record: 191-143-41 (18)
 Assistants: Jeff Chaney, Matt Wilkerson, Jeremy Groves

TEAM INFORMATION

2008 Record: 12-4-5
 Conf. Record/Finish: 6-1-1/2nd
 Postseason: N/A
 Final NSCAA Ranking: NR
 Letterman R/L: 14/10
 Starters R/L: 11/4

SERIES INFORMATION

Series: SC leads, 4-2-1
 Home: SC leads, 3-0-0
 Away: Kentucky leads, 2-1-0
 Neutral: Series tied, 0-0-1

MEDIA RELATIONS

Contact: Brent Ingram
 Office Phone: (859) 257-3838
 Email: brent.ingram@uky.edu
 Website: www.ukathletics.com

FIU

OCT. 24 - 7 P.M. - MIAMI, FLA.



GENERAL INFORMATION

Location: Miami, Fla.
 Enrollment: 38,000
 Nickname: Golden Panthers
 Colors: Blue and Gold
 Conference: Conference USA
 Facility: University Park
 President: Dr. Mark B. Rosenberg
 Ath. Director: Pete Garcia

COACHING STAFF

Head Coach: Munga Eketebi
 Alma Mater: FIU, '87
 Record at FIU: 9-25-4 (2)
 Career Record: Same
 Assistants: Matias Asorey, Joe Massi, George Moyssidis

TEAM INFORMATION

2008 Record: 4-11-2
 Conf. Record/Finish: 2-6-0/9th
 Postseason: N/A
 Final NSCAA Ranking: NR
 Letterman R/L: 8/13
 Starters R/L: 6/5

SERIES INFORMATION

Series: SC leads, 8-0-1
 Home: SC leads, 4-0-1
 Away: SC leads, 4-0-0
 Neutral: 0-0-0

MEDIA RELATIONS

Contact: Ivan Irizarry
 Office Phone: (305) 348-6666
 Email: iiriz001@fiu.edu
 Website: www.FIUSports.com

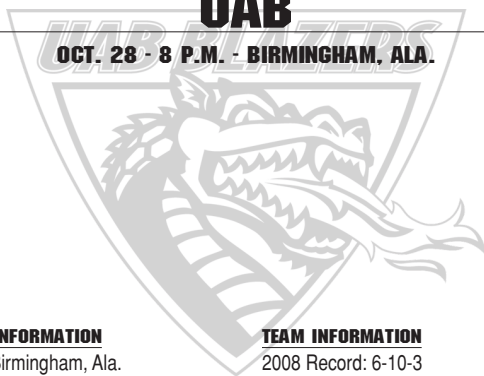
OPPONENTS



CAROLINA SOCCER

UAB

OCT. 28 - 8 P.M. - BIRMINGHAM, ALA.



GENERAL INFORMATION

Location: Birmingham, Ala.
Enrollment: 17,330
Nickname: Blazers
Colors: Forest Green and Old Gold
Conference: Conference USA
Facility: West Campus Field
President: Dr. Carol Z. Garrison
Ath. Director: Brian Mackin

COACHING STAFF

Head Coach: Mike Getman
Alma Mater: Indiana, '82
Record at UAB: 190-120-26 (17)
Career Record: 232-146-35 (22)
Assistants: Justus Griffin, Joel Wallace

TEAM INFORMATION

2008 Record: 6-10-3
Conf. Record/Finish: 2-5-1/8th
Postseason: C-USA Tournament
Final NSCAA Ranking: NR
Letterman R/L: 16/7
Starters R/L: 6/5

SERIES INFORMATION

Series: SC leads, 5-2-1
Home: SC leads, 2-0-1
Away: SC leads, 2-0-0
Neutral: Series tied, 1-1-0

MEDIA RELATIONS

Contact: Aaron Jordan
Office Phone: (205) 934-7920
Email: jordana@uab.edu
Website: www.uabsports.com

MEMPHIS

NOV. 7 - 8 P.M. - MEMPHIS, TENN.



GENERAL INFORMATION

Location: Memphis, Tenn.
Enrollment: 20,379
Nickname: Tigers
Colors: Blue and Gray
Conference: Conference USA
Facility: Mike Rose Soccer Complex
President: Dr. Shirley Raines
Ath. Director: R.C. Johnson

COACHING STAFF

Head Coach: Richie Grant
Alma Mater: Green Mountain College, '93
Record at Memphis: 95-77-14 (10)
Career Record: 148-101-16 (14)
Assistants: Nick Glaser, Mark Franklin

TEAM INFORMATION

2008 Record: 6-11-2
Conf. Record/Finish: 3-4-1/T-3rd
Postseason: N/A
Final NSCAA Ranking: NR
Letterman R/L: 12/5
Starters R/L: 11/11

SERIES INFORMATION

Series: SC leads, 2-1-2
Home: Series tied, 1-1-0
Away: Series tied, 0-0-2
Neutral: SC leads, 1-0-0

MEDIA RELATIONS

Contact: Shawn Smith
Office Phone: (901) 678-5294
Email: sdsmith10@memphis.edu
Website: www.GoTigersGo.com

MARSHALL

OCT. 31 - 7 P.M. - COLUMBIA, S.C.



GENERAL INFORMATION

Location: Huntington, W. Va.
Enrollment: 13,500
Nickname: Thundering Herd
Colors: Green and White
Conference: Conference USA
Facility: Sam Hood Field
President: Dr. Stephen J. Kopp
Ath. Director: Mike Hamrick

COACHING STAFF

Head Coach: Bob Gray
Alma Mater: Alderson-Broaddus, '74
Record at Marshall: 129-127-15 (14)
Career Record: 384-203-40 (32)
Assistants: Thomas Oliver

TEAM INFORMATION

2008 Record: 3-14-1
Conf. Record/Finish: 3-5-0/7th
Postseason: C-USA Tournament
Final NSCAA Ranking: NR
Letterman R/L: 11/10

SERIES INFORMATION

Series: Series tied, 2-2-0
Home: Series tied, 1-1-0
Away: Series tied, 1-1-0
Neutral: 0-0-0

MEDIA RELATIONS

Contact: Ted Feeley
Email: ted.feeley@gmail.com
Website: www.herdzone.com



CONFERENCE USA COMPOSITE SCHEDULE

SUNDAY, SEPTEMBER 20

Marshall at Kentucky 7:00 p.m.

FRIDAY, SEPTEMBER 25

SMU Hotel Classic, Dallas, Texas
UAB at SMU 8:30 p.m.

SATURDAY, SEPTEMBER 26

UCF at Memphis..... 8:00 p.m.

WEDNESDAY, SEPTEMBER 30

FIU at Tulsa 8:05 p.m.

SATURDAY, OCTOBER 3

Marshall at FIU 7:00 p.m.

SUNDAY, OCTOBER 4

South Carolina at UCF 2:30 p.m.
UAB at Kentucky 2:30 p.m.
Memphis at SMU (CBS C)..... 6:00 p.m.

WEDNESDAY, OCTOBER 7

Tulsa at Kentucky 7:00 p.m.
UCF at FIU 7:00 p.m.

SATURDAY, OCTOBER 10

SMU at Marshall 7:00 p.m.
Kentucky at Memphis 8:00 p.m.
FIU at UAB 8:00 p.m.

SUNDAY, OCTOBER 11

Tulsa at South Carolina 1:00 p.m.

WEDNESDAY, OCTOBER 14

SMU at South Carolina..... 7:00 p.m.
Memphis at UAB..... 8:00 p.m.

SATURDAY, OCTOBER 17

Kentucky at South Carolina..... 7:00 p.m.
FIU at Memphis 8:00 p.m.
UAB at Tulsa..... 8:05 p.m.

SUNDAY, OCTOBER 18

Marshall at UCF (CBS C) 2:30 p.m.

WEDNESDAY, OCTOBER 21

Memphis at Marshall 7:00 p.m.
SMU at Tulsa 8:05 p.m.

SATURDAY, OCTOBER 24

South Carolina at FIU 7:00 p.m.
UCF at UAB 8:00 p.m.

SUNDAY, OCTOBER 25

SMU at Kentucky..... 1:00 p.m.
Tulsa at Marshall 7:00 p.m.

WEDNESDAY, OCTOBER 28

Kentucky at UCF 7:30 p.m.
South Carolina at UAB 8:00 p.m.

SATURDAY, OCTOBER 31

Marshall at South Carolina 7:00 p.m.
UCF at SMU 8:00 p.m.

SUNDAY, NOVEMBER 1

Kentucky at FIU 1:00 p.m.
Memphis at Tulsa (CBS C)..... 3:05 p.m.

SATURDAY, NOVEMBER 7

UAB at Marshall..... 7:00 p.m.
Tulsa at UCF 7:30 p.m.
South Carolina at Memphis 8:00 p.m.
FIU at SMU..... 8:00 p.m.

FRIDAY-SUNDAY, NOVEMBER 13-15

Conference USA Men's Soccer Championship
Host Site TBD – Hosted by Regular-Season Champion

CBS C - CBS College Sports
All times listed Eastern
Only Conference USA league contests listed



CONFERENCE USA

OPPONENTS



CAROLINA SOCCER

ALL-TIME RECORD VS. OPPONENTS

Team	H	A	N	Overall	GF	GA	Team	H	A	N	Overall	GF	GA
Adelphi	1-0-0	0-0-0	0-0-0	1-0-0	4	0	Mercer	6-0-0	0-0-0	0-0-0	6-0-0	24	4
Air Force	3-0-0	0-0-0	0-0-0	3-0-0	11	1	Missouri State	1-0-0	0-0-0	0-0-0	1-0-0	1	0
Akron	1-0-0	0-0-1	1-0-0	2-0-1	5	1	Navy	1-0-0	0-0-0	0-0-0	1-0-0	3	2
Alabama A&M	4-1-0	0-1-0	1-0-0	5-2-0	12	9	Newberry	1-0-0	0-0-0	0-0-0	1-0-0	9	0
American	0-1-0	0-0-0	1-0-0	1-1-0	3	3	New Hampshire	2-0-0	0-0-0	0-0-0	2-0-0	4	1
Appalachian State	13-0-1	0-1-1	0-0-0	13-1-2	59	16	North Carolina	8-6-0	2-9-1	0-1-0	10-16-1	37	59
Belmont Abbey	1-0-0	0-0-0	0-0-0	1-0-0	3	0	UNC Asheville	0-0-0	1-0-0	0-0-0	1-0-0	5	0
Boston University	3-0-0	0-0-0	0-0-0	3-0-0	7	2	UNC Greensboro	1-0-0	0-0-0	0-0-0	1-0-0	2	1
BYU	0-0-0	0-0-0	1-0-0	1-0-0	3	0	North Carolina State	3-3-1	3-3-0	1-0-0	7-6-1	19	18
Brown	1-1-0	0-0-0	0-0-0	1-1-0	4	4	UNC Wilmington	4-0-0	3-1-1	0-0-0	7-1-1	25	14
Bucknell	1-1-0	0-0-0	0-0-0	1-1-0	2	2	Northern Illinois	-	-	First Meeting	-	-	-
Butler	-	-	First Meeting	-	-	-	Northwestern	0-0-0	0-0-0	1-0-0	1-0-0	3	1
Cal. State-Fullerton	0-0-0	0-0-0	2-0-0	2-0-0	3	0	Notre Dame	1-0-0	0-1-0	0-0-0	1-1-0	2	2
Campbell	1-0-0	0-0-0	0-0-0	1-0-0	4	0	Old Dominion	1-0-0	0-1-0	0-1-0	1-2-0	3	5
Centenary (La.)	1-0-0	0-0-0	0-0-0	1-0-0	3	2	Philadelphia Textile	1-0-0	0-0-0	0-0-0	1-0-0	3	0
Central Florida	2-0-1	2-0-1	0-0-1	4-0-3	13	3	Pennsylvania	0-1-0	0-1-0	0-0-0	0-2-0	1	4
Charleston So. (Baptist)	10-0-0	2-0-0	1-0-0	13-0-0	52	2	Penn State	1-0-0	1-0-0	0-1-0	2-1-0	5	4
Charlotte	5-4-2	6-0-1	0-0-0	11-4-3	32	20	Portland	1-0-0	0-0-0	1-2-0	2-2-0	6	8
The Citadel	9-0-0	8-0-0	1-0-0	18-0-0	76	5	Presbyterian	9-0-1	1-0-0	0-0-0	10-0-1	49	3
Clemson	6-10-1	7-12-0	0-0-0	13-22-1	46	65	Princeton	0-0-0	0-0-0	1-0-1	1-0-1	5	3
Coastal Carolina	2-2-0	0-0-1	0-2-0	2-4-1	21	15	Rhode Island	0-0-0	1-0-0	0-0-0	1-0-0	1	0
Coker College	1-0-0	0-0-0	0-0-0	1-0-0	8	0	Richmond	0-0-0	0-0-0	2-0-0	2-0-0	5	0
College of Charleston	12-3-1	4-2-2	0-0-0	16-5-3	69	30	Rollins	1-0-0	0-1-0	0-0-0	1-1-0	4	2
Connecticut	1-1-0	0-3-0	0-0-0	1-4-0	3	14	Rutgers	0-1-1	2-2-0	1-0-0	3-3-1	6	9
Creighton	1-0-0	0-1-0	0-0-0	1-1-0	6	5	Saint Louis	2-0-0	1-0-0	0-1-1	3-1-1	10	7
Davidson	11-2-0	8-4-1	0-0-0	19-6-1	63	19	St. John's	0-0-0	0-0-0	0-2-0	0-2-0	1	4
Drake	0-0-0	0-0-0	1-0-0	1-0-0	3	1	San Diego	0-0-0	0-0-0	1-0-0	1-0-0	4	0
Drury	1-0-0	0-0-0	0-0-0	1-0-0	3	0	San Diego State	0-0-0	0-0-0	0-0-1	0-0-1	0	0
Duke	3-5-1	3-4-1	2-0-0	8-9-2	26	27	San Francisco	0-0-0	0-0-0	2-1-0	2-1-0	4	2
East Carolina	1-0-0	2-0-0	0-0-0	3-0-0	14	3	Santa Clara	1-0-0	0-0-1	0-0-0	1-0-1	4	3
Elon	1-1-0	0-0-0	0-0-0	1-1-0	5	2	South Alabama	1-1-1	0-0-0	0-0-0	1-1-1	3	3
Emory	2-0-0	1-1-0	0-0-0	3-1-0	11	4	South Florida	2-1-0	1-1-0	0-1-0	3-3-0	13	14
Erskine	14-0-0	3-1-1	0-0-0	17-1-1	81	12	So. Illinois-Edwardsville	1-0-0	0-1-0	0-0-0	1-1-0	3	4
Evansville	3-0-0	2-0-0	1-0-0	6-0-0	15	3	SMU	3-1-0	0-1-2	0-4-0	4-5-2	18	17
Florida International	4-0-1	4-0-0	0-0-0	9-0-1	24	9	Stanford	0-0-0	1-0-0	0-0-0	1-0-0	2	0
Francis Marion	7-0-0	2-0-0	0-0-0	9-0-0	63	0	Stetson	1-0-0	0-0-0	0-0-0	1-0-0	2	0
Fresno State	0-0-0	0-0-0	0-1-0	0-1-0	0	1	Tampa	0-0-0	0-1-0	0-0-0	0-1-0	1	5
Furman	9-5-1	8-3-3	0-0-0	17-8-4	53	32	Temple	2-0-0	0-0-0	0-0-0	2-0-0	8	1
Gardner-Webb	2-0-0	0-0-0	0-0-0	2-0-0	8	2	Tennessee	1-0-0	0-0-0	0-0-0	1-0-0	6	0
George Mason	0-0-0	1-0-0	1-0-0	2-0-0	4	1	TCU	1-0-0	0-0-0	1-0-0	2-0-0	10	1
George Washington	0-0-1	0-0-0	1-0-0	1-0-1	4	1	Tulsa	1-1-0	0-1-1	1-2-0	2-4-1	5	6
Georgia Southern	3-0-1	0-0-0	0-0-0	3-0-1	16	4	UAB	2-0-1	2-0-0	1-1-0	5-2-1	13	8
Georgia State	7-0-0	1-1-0	1-0-0	9-1-0	36	6	UCLA	2-0-0	0-0-2	0-0-0	2-0-2	5	3
Hartwick	1-0-0	0-0-0	0-0-0	1-0-0	2	1	UNLV	2-0-0	1-0-0	1-0-0	4-0-0	14	3
High Point	-	-	First Meeting	-	-	-	USC-Upstate	1-0-0	0-0-0	0-0-0	1-0-0	2	1
Howard	0-0-0	0-0-0	0-1-0	0-1-0	0	2	Vanderbilt	1-0-0	1-0-0	0-0-0	2-0-0	5	2
Indiana	1-0-1	2-1-0	0-2-1	3-3-2	9	8	Virginia	0-1-0	0-2-1	1-0-0	1-3-1	3	6
Jacksonville	7-0-0	4-0-0	0-0-0	11-0-0	35	2	Virginia Commonwealth	3-0-0	1-1-0	0-0-0	4-1-0	14	5
Kentucky	3-0-0	1-2-0	0-0-1	4-2-1	11	4	Virginia Tech	2-0-0	1-0-0	0-0-0	3-0-0	9	2
Lander	1-0-0	0-0-0	0-0-0	1-0-0	5	0	Wake Forest	5-6-2	6-6-2	0-1-0	11-13-4	34	39
Lehigh	2-0-0	0-0-0	0-0-0	2-0-0	6	2	Washington	2-0-0	0-1-1	0-0-0	2-1-1	7	7
Lipscomb	1-0-0	0-0-0	0-0-0	1-0-0	2	0	West Virginia	1-0-0	0-0-0	0-0-0	1-0-0	2	1
Louisville	1-0-0	1-0-0	0-0-1	2-0-1	13	1	Western Carolina	5-0-0	1-0-0	0-0-0	6-0-0	35	1
Loyola-Chicago	1-0-0	0-0-0	0-0-0	1-0-0	2	1	Wheaton	1-0-0	1-0-0	0-0-0	2-0-0	3	1
Marshall	1-1-0	1-1-0	0-0-0	2-2-0	5	4	William & Mary	3-1-0	0-0-0	1-0-0	4-1-0	11	5
Maryland	0-1-0	1-0-0	0-0-0	1-1-0	1	1	Winthrop	2-0-0	3-0-0	1-0-0	6-0-0	24	2
Massachusetts	2-0-0	0-0-0	0-0-0	2-0-0	5	2	Wisconsin	0-1-0	0-0-0	0-0-0	0-1-0	2	3
Memphis	1-1-0	0-0-2	1-0-0	2-1-2	7	7	Wofford	5-0-0	2-0-0	0-0-0	7-0-0	36	2

2009 opponents in bold

OPPONENTS



Adelphi (1-0-0)

10/19/1997 H W 4-0

Air Force (3-0-0)

11/5/1988 H W 2-1
11/28/1993 H W 6-0
9/17/1999 H W 3-0

Akron (2-0-1)

11/8/1986 H W 4-1
9/13/1987 A T 0-0 (OT)
11/5/1989 H W 1-0

Alabama A&M (5-2-0)

9/19/1982 A L 1-3
9/18/1983 H L 0-4
9/29/1985 H W 1-0
9/14/2003 H W 3-0
11/7/2004 N W 3-2
9/10/2006 H W 2-0
9/23/07 H W 2-0

American (1-1-0)

12/1/1985 H L 0-2
9/12/1998 N W 3-1

Appalachian State (13-1-2)

10/29/1978 A T 0-0 (OT)
10/28/1979 H W 3-1
9/28/1980 A L 0-6
11/8/1981 H W 5-0
11/10/1982 H W 5-1
11/10/1983 H T 1-1 (OT)
9/21/1985 H W 3-1
9/28/1986 H W 4-0
10/4/1987 H W 6-0
10/2/1988 H W 3-1
10/1/1989 H W 2-0
9/9/1990 H W 4-2
9/22/1991 H W 10-1
9/6/1992 H W 4-2
10/9/1994 H W 8-0
9/21/2003 H W 1-0

Belmont Abbey (1-0-0)

9/20/1981 H W 3-0

Boston University (3-0-0)

8/29/1983 H W 4-1
11/8/1987 H W 1-0
10/17/1993 H W 2-1

Brown (1-1-0)

9/18/1994 H W 2-1 (OT)
11/14/1999 H L 2-3

Bucknell (1-1-0)

10/21/2000 H L 1-2
9/12/2004 H W 1-0

BYU (1-0-0)

11/3/1984 N W 3-0

Cal State Fullerton (2-0-0)

12/3/1993 N W 1-0
10/26/2001 N W 2-0

Campbell (1-0-0)

11/1/1995 H W 4-0

Centenary (La.) (1-0-0)

9/5/2006 H W 3-2

Central Florida (4-0-3)

11/5/1979 A W 1-0
10/24/1980 H W 5-0
11/8/1985 N T 0-0
11/6/2005 A W 4-1
10/21/2006 H W 2-1
11/4/2007 A T 0-0 (2OT)
11/7/2008 H T 1-1 (2OT)

Charleston Southern (13-0-0)

10/18/1978 A W 3-0
11/8/1979 H W 3-0
10/22/1980 A W 1-0
9/16/1981 H W 1-0
9/22/1982 H W 2-1
9/7/1983 H W 2-0
9/17/1984 H W 4-0
9/4/1985 H W 8-0
11/5/1986 H W 10-0
9/19/1996 H W 5-0
11/23/1997 H W 3-0
10/28/2000 N W 6-0
8/30/2002 H W 4-1

Charlotte (11-4-3)

9/1/1982 H T 1-1 (OT)
9/14/1983 A W 3-2
9/13/1984 H W 1-0
9/11/1985 A W 3-2
9/16/1986 H W 6-0
9/27/1992 H T 2-2 (OT)
10/21/1993 A* T 1-1 (OT)
11/6/1994 H* L 1-3
10/4/1995 A W 2-0
11/7/1996 H L 0-1
10/24/1998 H W 2-1
9/7/1999 A W 3-2
9/4/2000 H L 1-2
9/19/2001 A W 1-0 (2 OT)
10/16/2002 H W 2-1
10/15/2003 A W 1-0
10/13/2004 H L 0-1
9/24/2005 A W 2-1 (OT)

The Citadel (18-0-0)

10/8/1980 H W 3-0
9/23/1981 A W 3-1
10/3/1982 H W 3-0
10/9/1985 A W 5-0
10/8/1986 H W 4-0
10/7/1987 A W 4-0
10/12/1988 H W 1-0
10/18/1989 H W 8-0
10/17/1990 A W 2-0
10/16/1991 H W 5-0
10/21/1992 A W 2-1
9/28/1993 H W 8-0
9/21/1994 A W 2-0
9/27/1995 A W 3-0
10/9/1996 H W 6-0
9/3/1998 A W 4-0
9/1/1999 H W 8-2
10/27/2000 N W 5-1

Clemson (13-22-1)

10/15/1978 H L 1-2
10/14/1979 A L 0-1
11/25/1979 A L 0-1
10/12/1980 H L 0-1
10/11/1981 H L 1-5
10/10/1982 H L 0-2
10/9/1983 A L 0-4
10/14/1984 H L 2-3 (OT)

10/13/1985 A L 1-3
11/24/1985 A W 1-0 (PK)
10/12/1986 H W 4-3 (OT)
10/11/1987 A L 1-2
10/9/1988 H W 2-1
9/3/1989 A W 3-2
10/14/1990 H L 1-3
11/11/1990 A W 3-0
11/3/1991 A L 0-6
11/1/1992 H W 2-0
10/31/1993 A W 2-1 (OT)
11/22/1993 A W 3-2
10/19/1994 H W 3-1 (OT)
9/3/1995 A W 3-2
10/27/1996 H L 1-3
10/12/1997 A L 0-2
11/30/1997 H L 0-1 (OT)
10/11/1998 H L 0-2
10/22/1999 A L 0-1
10/8/2000 H T 0-0
10/7/2001 A L 2-3
10/6/2002 H L 1-2
10/5/2003 A L 0-1
10/10/2004 H W 1-0
9/1/2005 A L 2-1 (2OT)
8/25/2006 H L 3-4
8/31/2007 A W 1-0 (2OT)
8/29/2008 H W 2-0

Coastal Carolina (2-4-1)

9/26/1978 H W 13-2
9/16/1980 A T 2-2 (OT)
11/15/1992 H L 0-2
11/19/1995 H W 3-1
11/1/2002 N L 0-3
11/23/2002 H L 1-2
11/5/2004 N L 2-3

Coker College (1-0-0)

9/1/1998 H W 8-0

College of Charleston (16-5-3)

9/20/1978 H W 3-1
10/3/1979 A W 2-1
11/9/1980 H W 3-0
10/14/1981 A T 1-1 (OT)
10/6/1982 H W 7-0
10/5/1988 H W 3-0
10/4/1989 H W 3-1
9/12/1990 H W 2-1
10/2/1991 H W 5-4 (OT)
11/4/1992 H W 4-3 (OT)
11/7/1993 A T 2-2 (OT)
11/5/1995 H W 5-0
9/15/1996 A L 2-6
9/21/1997 H W 8-0
9/20/1998 A W 2-0
10/26/1999 H W 5-0
9/13/2000 A W 2-0
9/30/2001 H W 2-0
10/23/2002 A L 0-1
11/4/2003 H T 2-2 (2OT)
10/20/2004 A L 0-3
11/19/2004 H L 2-3
9/6/2005 H L 0-1
9/19/2008 A W 4-0

Connecticut (1-4-0)

9/14/1979 H L 0-5
9/13/1981 A L 0-3
11/6/1983 A L 0-3
9/3/1984 H W 3-0
9/7/08 A L 0-3

Creighton (1-1-0)

10/18/1996 H W 3-1
9/12/1997 A L 3-4 (OT)

Davidson (19-6-1)

11/4/1981 H W 4-1
11/3/1982 A W 2-1
10/26/1983 H W 1-0
10/24/1984 A W 3-0
10/23/1985 H W 5-0
10/22/1986 A W 5-0
9/23/1987 H W 4-0
9/21/1988 A L 0-1 (OT)
10/25/1989 H W 3-0
10/31/1990 A L 1-2
9/8/1991 H W 2-0
9/9/1992 A T 2-2 (OT)
9/8/1993 H W 5-0
10/6/1994 A W 2-1 (OT)
10/25/1995 H W 1-0 (OT)
9/3/1996 A L 0-1
9/23/1998 A W 2-0
9/4/1999 H L 0-1 (OT)
9/20/2000 A W 3-2
9/26/2001 H W 4-1
9/29/2002 A L 0-1
10/31/2003 H L 1-2 (2OT)
9/29/2004 A W 4-1
9/17/2007 H W 3-1
10/3/2007 A W 2-1
9/27/2008 H W 4-0

Drake (1-0-0)

9/14/1997 N W 3-1

Drury (1-0-0)

11/4/2001 H W 3-0

Duke (8-9-2)

10/18/1980 N W 2-1
10/18/1981 A L 1-2
10/17/1982 H L 0-4
10/23/1983 A L 0-1
10/21/1984 H T 1-1 (OT)
10/18/1985 A W 1-0
11/17/1985 H W 3-0
10/19/1986 H L 2-3 (OT)
11/16/1986 A L 2-3
10/18/1987 A W 1-0 (OT)
10/16/1988 H L 1-3
9/24/1989 A T 2-2 (OT)
11/12/1989 H W 2-1
11/26/1995 H L 0-2
11/2/1996 N W 3-1
11/19/2000 H L 0-1
9/8/2002 A W 3-0
10/31/2004 H W 1-0
9/19/2007 A L 1-2

East Carolina (3-0-0)

10/6/1978 H W 7-0
9/28/1979 A W 2-1
10/2/2005 A* W 5-2

Elon (1-1-0)

11/11/2001 H W 5-1
10/8/2003 H L 0-1

Emory (3-1-0)

10/22/1978 A L 0-3
10/8/1979 H W 4-1
10/29/1980 A W 1-0
10/4/1981 H W 6-0



CAROLINA SOCCER

Erskine (17-1-1)

10/3/1978	H	W	1-0
9/11/1979	H	W	3-1
10/4/1980	A	T	0-0 (OT)
9/26/1981	A	W	3-2 (OT)
10/27/1982	H	W	3-1
9/28/1983	A	L	2-3 (OT)
10/3/1984	H	W	3-1
10/2/1985	A	W	1-0
10/1/1986	H	W	3-1
9/30/1987	A	W	5-0
9/5/1988	H	W	4-0
9/27/1989	H	W	5-2 (OT)
9/26/1990	H	W	4-0
9/18/1991	H	W	4-0
9/24/1992	H	W	7-0
9/22/1993	H	W	6-1
9/28/1994	H	W	7-0
11/8/1995	H	W	9-0
10/22/1997	H	W	11-0

Evansville (6-0-0)

9/5/1987	N	W	2-1
9/29/1991	A	W	4-1
10/24/1992	H	W	2-0
10/20/1996	H	W	3-1
10/18/1998	H	W	3-0
9/22/2002	A	W	1-0

Florida International (9-0-1)

9/20/1987	H	T	1-1 (OT)
11/12/2000	H	W	3-0
11/17/2001	A	W	5-4 (2OT)
11/17/2002	H	W	2-1
11/15/2003	A	W	1-0
11/13/2004	H	W	3-1
11/4/2005	A	W	3-1
10/7/2006	H	W	1-0
10/7/2007	A	W	3-1
10/4/2008	H	W	2-0

Francis Marion (9-0-0)

11/7/1978	H	W	4-0
10/10/1979	A	W	6-0
9/13/1980	H	W	8-0
10/28/1981	A	W	6-0
9/1/1985	H	W	10-0
9/1/1986	H	W	6-0
9/1/1987	H	W	7-0
9/1/1988	H	W	9-0
9/1/1989	H	W	7-0

Fresno State (0-1-0)

9/9/1989	N	L	0-1
----------	---	---	-----

Furman (17-8-4)

11/1/1978	H	W	1-0
10/22/1979	A	W	5-1
10/1/1980	H	W	4-1
9/29/1981	A	W	1-0
9/29/1982	H	W	9-0
11/2/1983	A	W	2-1
9/26/1984	H	W	2-1 (OT)
10/30/1985	A	W	3-2
10/29/1986	H	L	0-3
11/3/1987	A	T	2-2 (OT)
9/25/1988	H	W	2-0
10/8/1989	A	W	1-0
10/21/1990	H	W	1-0
10/6/1991	A	L	0-1
10/4/1992	H	L	1-2
9/12/1993	A	L	2-5

11/14/1993	H	W	1-0
9/11/1994	H	W	4-1
9/10/1995	A	W	2-1 (OT)
9/8/1996	H	L	1-2
11/12/1997	A	W	2-1
9/27/1998	H	W	1-0
9/27/1999	A	T	1-1 (OT)
10/15/2000	H	T	1-1
10/3/2001	A	W	3-2 (2OT)
10/27/2002	H	L	0-1
10/19/2003	A	T	0-0 (2OT)
10/27/2004	H	L	0-1
9/24/2008	A	L	1-2

Gardner-Webb (2-0-0)

10/15/2001	H	W	5-0
10/3/2004	H	W	3-2

George Mason (2-0-0)

11/2/1985	A	W	3-1
8/31/1990	N	W	1-0

George Washington (1-0-1)

9/25/1983	H	T	0-0 (OT)
9/17/1993	N	W	4-1

Georgia Southern (3-0-1)

10/20/1982	H	W	4-0
9/25/1991	H	W	5-0
10/29/1995	H	W	4-1
9/4/1997	H	T	3-3 (OT)

Georgia State (9-1-0)

10/21/1978	A	L	0-2
9/23/1979	H	W	4-1
11/7/1982	H	W	4-2
9/8/1985	H	W	4-1
9/27/1987	A	W	4-0
9/8/1988	H	W	7-0
10/11/1989	H	W	2-0
9/19/1990	H	W	3-0
11/2/1994	H	W	6-0
10/31/1998	N	W	2-0

Hartwick (1-0-0)

11/5/1980	H	W	2-1
-----------	---	---	-----

Howard (0-1-0)

12/3/1988	N	L	0-2
-----------	---	---	-----

Indiana (3-3-2)

10/19/1979	N	L	0-1
9/5/1986	A	W	2-1
9/4/1987	A	W	3-1
11/6/1988	H	T	1-1
10/28/1990	H	W	2-1
10/2/1993	N	T	1-1 (OT)
9/3/1994	A	L	0-1
11/3/1996	N	L	0-1

Jacksonville (11-0-0)

10/23/1981	H	W	2-0
9/11/1982	A	W	1-0
9/15/1985	H	W	4-0
11/2/1986	A	W	2-0
10/25/1987	H	W	6-0
9/18/1988	A	W	5-0
10/29/1989	H	W	3-0
11/4/1990	A	W	4-1
9/2/2002	H	W	2-1
9/12/2003	H	W	4-0
9/14/2008	H	W	2-0

Kentucky (4-2-1)

11/9/1991	H	W	6-0
10/11/1992	A	W	2-0
10/14/2005	H	W	1-0
11/9/2005	N	T	0-0
10/1/2006	A	L	0-1 (2OT)
11/9/2007	H	W	2-1 (OT)
10/12/2008	A	L	0-2

Lander (1-0-0)

9/1/1983	H	W	5-0
----------	---	---	-----

Lehigh (2-0-0)

10/22/2000	H	W	3-2
9/12/2008	H	W	3-0

Lipscomb (1-0-0)

9/16/2008	H	W	2-0
-----------	---	---	-----

Louisville (2-0-1)

10/12/1993	A	W	9-0
10/30/1994	H	W	4-1
9/21/2002	N	T	0-0

Loyola-Chicago (1-0-0)

9/18/2005	H	W	2-1 (2OT)
-----------	---	---	-----------

Marshall (2-2-0)

10/16/2005	H	L	0-1
10/14/2006	A	L	1-2
10/27/2007	H	W	3-1
10/25/2008	A	W	1-0

Maryland (1-1-0)

10/19/2001	H	L	0-1
9/10/2000	A	W	1-0

Massachusetts (2-0-0)

9/22/1996	H	W	3-1
9/1/2000	H	W	2-1

Memphis (2-1-2)

10/7/2005	A	T	2-2 (2OT)
11/11/2005	N	W	2-1
9/24/2006	H	W	2-1 (2OT)
11/14/2007	A	T	1-1 (2OT)
10/17/2008	H	L	0-2

Mercer (6-0-0)

10/5/1983	H	W	5-0
10/17/1984	H	W	5-0
9/18/1985	H	W	4-0
10/23/1991	H	W	2-1
10/18/1992	H	W	4-2
10/15/1999	H	W	4-1

Missouri State (1-0-0)

10/17/1998	H	W	1-0
------------	---	---	-----

Navy (1-0-0)

10/18/1997	H	W	3-2
------------	---	---	-----

NC State (7-6-1)

11/14/1981	H	L	0-2
11/14/1982	A	L	0-1
10/2/1983	H	L	1-2
10/6/1984	A	L	1-3
10/6/1985	H	W	1-0 (OT)
10/5/1986	A	W	2-1
11/15/1987	H	W	1-0 (OT)
10/30/1988	H	W	1-0
11/18/1990	A	L	1-3

11/20/1994	H	L	0-1
11/10/1996	H	T	2-2 (OT)
11/6/1997	A	W	4-0
9/6/2002	N	W	2-1
9/20/2006	A	W	3-2

New Hampshire (2-0-0)

10/14/1995	H	W	3-1
9/13/2002	H	W	1-0

Newberry (1-0-0)

8/27/1997	H	W	9-0
-----------	---	---	-----

North Carolina (10-16-1)

9/4/1982	H	L	0-2
10/16/1983	A	L	0-6
9/9/1984	A	L	1-6
9/25/1985	H	W	2-0
9/24/1986	A	L	0-1
10/21/1987	H	W	2-1
11/22/1987	H	L	1-2 (PK)
9/28/1988	A	T	0-0 (OT)
11/20/1988	H	W	3-1
9/17/1989	H	W	3-2
9/16/1990	A	L	1-2 (OT)
9/15/1991	H	L	1-2 (OT)
10/14/1992	A	L	0-6
9/19/1993	A	L	0-3
10/14/1994	H	W	7-5
10/8/1995	H	W	3-1
10/13/1996	A	W	4-1
11/9/1997	H	W	3-2 (OT)
11/8/1998	H	W	2-1 (OT)
11/6/1999	A	W	3-2
11/5/2000	H	L	0-2
11/9/2001	H	L	0-1
11/8/2002	A	L	0-2
11/8/2003	H	L	0-1
10/16/2004	A	L	0-2
9/11/2005	A	L	0-2
9/5/2008	N	L	1-3

Northwestern (1-0-0)

9/7/2003	N	W	3-1
----------	---	---	-----

Notre Dame (1-1-0)

10/26/1991	H	W	2-0
10/1/1993	A	L	0-2

Old Dominion (1-2-0)

9/4/1983	A	L	0-1
9/23/1984	H	W	2-1
11/1/1999	N	L	1-3

Penn State (2-1-0)

10/31/1999	N	L	1-2
10/1/2000	A	W	1-0
9/2/2001	H	W	3-2

Penn (0-2-0)

9/17/2004	A	L	1-2
9/16/2005	H	L	0-2

Philadelphia Textile (1-0-0)

11/15/1998	H	W	3-0
------------	---	---	-----

Portland (2-2-0)

9/20/1980	N	L	1-3
9/18/1992	N	W	2-1
9/26/2003	N	L	0-2
9/10/2004	H	W	3-2



Presbyterian (10-0-1)			
9/18/1978	H	W	12-0
10/11/1978	A	W	9-0
9/6/1984	H	W	4-0
9/13/1986	H	W	6-1
9/5/1989	H	W	3-0
9/5/1990	H	W	2-0
9/11/1991	H	W	2-0
10/7/1992	H	W	2-1
10/1/1995	H	W	4-0
9/4/2007	H	W	4-0
9/2/2008	H	T	1-1 (2OT)
Princeton (2-0-1)			
10/11/1991	N	W	3-1
9/19/2004	N	T	2-2
Rhode Island (1-0-0)			
9/11/1981	A	W	1-0
Richmond (2-0-0)			
11/2/1997	N	W	2-0
9/5/2003	N	W	3-0
Rollins (1-1-0)			
11/3/1979	A	L	0-1
11/1/1980	H	W	4-1
Rutgers (3-3-1)			
11/8/1983	A	L	0-2
10/13/1991	A	L	0-2
10/25/1992	H	L	1-3
9/7/1994	N	W	2-1
10/2/1999	A	W	1-0 (OT)
10/21/2001	H	T	1-1 (2OT)
10/19/2002	A	W	1-0
Saint Louis (3-1-1)			
11/2/1984	N	T	0-0 (OT)
9/20/1986	A*	W	3-2
9/13/1992	H	W	3-1
9/4/1994	N	L	0-1
10/15/1995	H	W	4-3
San Diego State (0-0-1)			
10/22/1988	N	T	0-0 (OT)
San Diego (1-0-0)			
10/3/1997	N	W	4-0
San Francisco (2-1-0)			
10/6/1990	N	W	1-0
9/27/1991	N	W	2-0
9/29/1996	N	L	1-2
Santa Clara (1-0-1)			
9/5/1993	H	W	2-1
9/27/1996	A	T	2-2 (OT)
SIU-Edwardsville (1-1-0)			
9/19/1980	A	L	1-3
9/5/1981	H	W	2-1
SMU (4-5-2)			
9/19/1986	N	L	2-3
11/27/1988	H	W	1-0
10/20/1995	N	L	0-3
10/6/1996	A	L	2-3
9/7/1997	H	W	2-1
9/7/2001	N	L	2-3
10/30/2005	H	W	3-0
10/18/2006	A	T	1-1 (2OT)
10/24/2007	H	L	1-2

10/8/2008	A	T	1-1 (2OT)
11/12/2008	A	W	3-0
South Alabama (1-2-0)			
9/14/1988	H	W	1-0
9/20/1989	H	T	1-1
9/23/1990	H	L	1-2
South Florida (3-3-0)			
9/24/1983	H	L	1-3
9/29/1984	A	L	1-4 (OT)
10/16/1993	H	W	5-1
10/1/1994	A	W	3-2
10/17/1999	H	W	3-2
9/8/2007	N	L	0-2
St. John's (0-2-0)			
9/13/1998	N	L	1-2
10/1/1999	N	L	0-2
Stanford (1-0-0)			
10/7/1990	A	W	2-0
Stetson (1-0-0)			
9/1/2003	H	W	2-0
Tampa (0-1-0)			
11/10/1985	A	L	1-5
TCU (2-0)			
10/16/1994	H	W	7-1
9/9/2001	N	W	3-0
Temple (2-0-0)			
10/16/1994	H	W	7-1
9/8/2006	H	W	1-0
Tennessee (1-0-0)			
9/22/1984	H	W	6-0
Tulsa (2-4-1)			
10/28/2005	H	W	4-2
11/13/2005	N	W	1-0
10/28/2006	A	L	0-1
10/13/2007	H	L	0-1
11/16/2007	N	L	1-4
11/1/2008	A	T	0-0 (2OT)
11/14/08	N	L	0-2
UAB (5-2-1)			
10/22/1995	N	W	2-0
11/1/1998	H	W	1-0
11/25/2001	H	L	2-3 (OT)
10/9/2005	A	W	2-1
9/27/2006	H	W	2-0
11/1/2006	N	L	2-3
9/28/2007	A	W	1-0
10/29/2008	H	T	1-1 (2OT)
UCLA (2-0-2)			
10/23/1988	A	T	0-0 (OT)
11/4/1989	H	W	3-2 (OT)
9/6/1998	H	W	2-1
10/28/2001	A	T	0-0 (2OT)
UNC Asheville (1-0-0)			
10/8/1978	A	W	5-0
UNC Greensboro (1-0-0)			
9/22/1985	H	W	2-1

UNC Wilmington (7-1-1)			
11/4/1978	A	W	3-1
9/16/1979	H	W	3-2
10/19/1980	A	L	2-4
11/1/1981	H	W	3-2
10/31/1982	A	T	1-1 (OT)
10/19/1983	H	W	2-0
10/10/1984	A	W	4-1
10/23/2004	A	W	3-1
9/21/2005	H	W	4-2
UNLV (4-0-0)			
9/6/1986	N	W	1-0 (OT)
9/8/1989	A	W	2-0
10/27/1990	H	W	3-1
10/5/1997	N	W	8-2
USC Upstate (1-0-0)			
9/11/1980	H	W	2-1
Vanderbilt (2-0-0)			
11/8/1992	H	W	3-1
10/10/1993	A	W	2-1
Virginia (1-3-1)			
11/26/1989	A	L	0-1 (OT)
9/2/1990	A	T	1-1 (OT)
12/5/1993	N	L	0-2
11/29/1998	A	L	0-1
9/8/2000	N	W	2-1
VCU (4-1-0)			
9/26/1993	H	W	5-1
9/25/1994	A	W	3-1
9/24/1995	H	W	3-0
10/3/1998	A	L	1-2 (OT)
11/22/1998	H	W	2-1
Virginia Tech (3-0-0)			
10/24/1993	H	W	3-0
10/23/1994	A	W	2-0
9/17/2000	H	W	4-2
Wake Forest (11-13-4)			
10/25/1981	H	W	2-1 (OT)
10/24/1982	A	W	2-1
10/30/1983	H	L	1-3 (OT)
10/28/1984	A	W	2-0
10/27/1985	H	W	2-0
10/26/1986	A	W	1-0 (OT)
9/16/1987	H	W	1-0
9/11/1988	A	L	0-1 (OT)
10/22/1989	G	L	1-3
11/19/1989	A	W	5-1
9/30/1990	A	T	0-0 (OT)
10/20/1991	H	L	0-1
9/30/1992	A	L	0-1
10/28/1993	H	T	0-0 (OT)
10/26/1994	A	W	1-0
9/20/1995	H	L	1-2
10/30/1996	H	L	1-2
10/29/1997	H	W	5-4
10/27/1998	A	L	1-2
9/11/1999	H	T	3-3 (OT)
9/23/2000	A	T	2-2 (OT)
9/23/2001	H	W	2-1
10/11/2002	A	L	0-1
10/12/2003	H	L	0-4
9/24/2004	A	W	1-0
9/9/2005	N!	L	0-3
11/18/2005	A	L	0-2
9/7/2008	A	L	0-1

Washington (2-1-1)			
10/27/1991	H	W	3-2
9/20/1992	A	T	1-1 (OT)
9/15/2002	H	W	3-1
9/28/2003	A	L	0-3
West Virginia (1-0-0)			
9/5/1982	H	W	2-1
Western Carolina (6-0-0)			
11/10/1978	A	W	1-0 (OT)
10/31/1979	H	W	6-0
9/6/1980	H	W	11-0
11/11/1981	A	W	4-0
9/11/1983	H	W	2-0
9/1/1984	H	W	11-1
Wheaton (2-0-0)			
10/20/1979	A	W	1-0
9/4/1981	H	W	2-1
William & Mary (4-1-0)			
11/7/1987	H	W	3-0
11/1/1997	N	W	4-0
9/22/1999	H	L	1-4
9/1/2004	H	W	2-1
9/2/2006	A	W	1-0
Winthrop (6-0-0)			
10/25/1978	A	W	4-1
9/19/1979	H	W	4-0
9/14/1999	H	W	5-0
9/27/2000	A	W	4-0
11/3/2002	N	W	5-1
9/4/2004	A	W	2-0
Wisconsin (0-1-0)			
9/17/1995	H	L	2-3
Wofford (7-0-0)			
10/28/1992	H	W	6-1
9/10/1986	H	W	2-0
9/9/1987	H	W	8-0
10/23/1996	H	W	7-0
9/30/1998	H	W	7-0
10/19/1999	A	W	4-1
8/28/2006	A	W	2-0



CAROLINA SOCCER

ALL-TIME RECORD BY CONFERENCE

VS. DIVISION I CONFERENCES

Conference	Home	Away	Neutral	Overall
America East	5-0-0	0-0-0	0-0-0	5-0-0
Atlantic Coast	27-32-5	23-36-5	4-2-0	54-70-10
Atlantic Soccer	1-0-0	0-0-0	0-1-0	1-1-0
Atlantic Sun	17-0-0	4-0-0	0-0-0	21-0-0
Atlantic 10	11-4-3	8-0-1	3-1-1	22-5-5 Big
East	6-3-1	4-7-1	1-3-0	11-13-2
Big South	25-2-1	7-0-1	2-2-0	34-4-2 Big
Ten	2-1-1	3-1-0	1-3-1	6-5-2
Big West	0-0-0	0-0-0	2-0-0	2-0-0
Colonial	18-1-0	6-4-1	3-1-0	27-6-1
C-USA	17-4-3	11-5-6	3-7-2	31-17-11
Horizon League	1-0-0	0-0-0	0-0-0	1-0-0
Independ./Others	9-2-1	3-1-0	3-1-0	15-4-1
Ivy Group	1-2-0	0-1-0	1-0-1	2-3-1
Mid-American	2-0-0	0-0-1	1-0-0	3-0-1
Missouri Valley	5-0-0	2-1-0	2-0-0	9-1-0
MPSF	5-0-0	1-0-0	1-0-0	7-0-0
Pac-10	4-0-0	1-1-3	1-0-1	6-1-4
Patriot	3-2-0	0-0-0	1-0-0	4-2-0
Southern	70-11-4	31-10-7	1-0-0	102-21-11
Summit League	1-0-0	0-0-0	0-0-0	1-0-0
West Coast	2-0-0	0-0-1	4-3-0	6-3-1
Division II	29-0-0	5-4-1	0-0-0	34-4-1
Division III	3-0-0	2-1-0	0-0-0	5-1-0

AMERICA EAST CONFERENCE

Team	Home	Away	Neutral	Overall
Boston	3-0-0	0-0-0	0-0-0	3-0-0
New Hampshire	2-0-0	0-0-0	0-0-0	2-0-0
Totals	5-0-0	0-0-0	0-0-0	5-0-0

ATLANTIC COAST CONFERENCE

Team	Home	Away	Neutral	Overall
Clemson	6-10-1	7-12-0	0-0-0	13-22-1
Duke	3-5-1	3-4-1	2-0-0	8-9-2
Maryland	0-1-0	1-0-0	0-0-0	1-1-0
North Carolina	8-6-0	2-9-1	0-1-0	10-16-1
NC State	3-3-1	3-3-0	1-0-0	7-6-1
Virginia	0-1-0	0-2-1	1-0-0	1-3-1
Virginia Tech	2-0-0	1-0-0	0-0-0	3-0-0
Wake Forest	5-6-2	6-6-2	0-1-0	11-13-4
Totals	27-32-5	23-36-5	4-2-0	54-70-10

ATLANTIC SOCCER CONFERENCE

Team	Home	Away	Neutral	Overall
Adelphi	1-0-0	0-0-0	0-0-0	1-0-0
Howard	0-0-0	0-0-0	0-1-0	0-1-0
Totals	1-0-0	0-0-0	0-1-0	1-1-0

ATLANTIC SUN

Team	Home	Away	Neutral	Overall
Campbell	1-0-0	0-0-0	0-0-0	1-0-0
Jacksonville	7-0-0	4-0-0	0-0-0	11-0-0
Lipscomb	1-0-0	0-0-0	0-0-0	1-0-0
Mercer	6-0-0	0-0-0	0-0-0	6-0-0
Stetson	1-0-0	0-0-0	0-0-0	1-0-0
USC-Upstate	1-0-0	0-0-0	0-0-0	1-0-0
Totals	17-0-0	4-0-0	0-0-0	21-0-0

ATLANTIC 10 CONFERENCE

Team	Home	Away	Neutral	Overall
Charlotte	5-4-2	6-0-1	0-0-0	11-4-3
Geo. Wash.	0-0-1	0-0-0	1-0-0	1-0-1
Massachusetts	2-0-0	0-0-0	0-0-0	2-0-0
Rhode Island	0-0-0	1-0-0	0-0-0	1-0-0
Richmond	0-0-0	0-0-0	2-0-0	2-0-0
Saint Louis	2-0-0	1-0-0	0-1-1	3-1-1
Temple	2-0-0	0-0-0	0-0-0	2-0-0
Totals	11-4-3	8-0-1	3-1-1	22-5-5

BIG EAST CONFERENCE

Team	Home	Away	Neutral	Overall
Connecticut	1-1-0	0-3-0	0-0-0	1-4-0
Louisville	1-0-0	1-0-0	0-0-1	2-0-1
Notre Dame	1-0-0	0-1-0	0-0-0	1-1-0
Rutgers	0-1-1	2-2-0	1-0-0	3-3-1
South Florida	2-1-0	1-1-0	0-1-0	3-3-0
St. John's	0-0-0	0-0-0	0-2-0	0-2-0
West Virginia	1-0-0	0-0-0	0-0-0	1-0-0
Totals	6-3-1	4-7-1	1-3-0	11-13-2

BIG SOUTH CONFERENCE

Team	Home	Away	Neutral	Overall
Charleston Southern#	10-0-0	2-0-0	1-0-0	13-0-0
Coastal Carolina	2-2-0	0-0-1	0-2-0	2-4-1
Gardner-Webb	2-0-0	0-0-0	0-0-0	2-0-0
Presbyterian	9-0-1	1-0-0	0-0-0	10-0-1
UNC Asheville	0-0-0	1-0-0	0-0-0	1-0-0
Winthrop	2-0-0	3-0-0	1-0-0	6-0-0
Totals	25-2-1	7-0-1	2-2-0	34-4-2

Formerly Baptist College

BIG TEN CONFERENCE

Team	Home	Away	Neutral	Overall
Indiana	1-0-1	2-1-0	0-2-1	3-3-2
Northwestern	0-0-0	0-0-0	1-0-0	1-0-0
Penn State	1-0-0	1-0-0	0-1-0	2-1-0
Wisconsin	0-1-0	0-0-0	0-0-0	0-1-0
Totals	2-1-1	3-1-0	1-3-1	6-5-2

BIG WEST CONFERENCE

Team	Home	Away	Neutral	Overall
CS-Fullerton	0-0-0	0-0-0	2-0-0	2-0-0

COLONIAL ATHLETIC ASSOCIATION

Team	Home	Away	Neutral	Overall
George Mason	0-0-0	1-0-0	1-0-0	2-0-0
Georgia State	7-0-0	1-1-0	1-0-0	9-1-0
Old Dominion	1-0-0	0-1-0	0-1-0	1-2-0
UNC Wilmington	4-0-0	3-1-1	0-0-0	7-1-1
VCU	3-0-0	1-1-0	0-0-0	4-1-0
William & Mary	2-1-0	1-0-0	1-0-0	4-1-0
Totals	18-1-0	6-4-1	3-1-0	27-6-1

CONFERENCE USA

Team	Home	Away	Neutral	Overall
Central Florida	2-0-1	2-0-1	0-0-1	4-0-3
FIU	4-0-1	4-0-0	0-0-0	8-0-1
Kentucky	3-0-0	1-2-0	0-0-1	4-2-1
Marshall	1-1-0	1-1-0	0-0-0	2-2-0
Memphis	1-1-0	0-0-2	1-0-0	2-1-2
SMU	3-1-0	1-1-2	0-4-0	4-6-2
TULSA	1-1-0	0-1-1	1-2-0	2-4-1
UAB	2-0-1	2-0-0	1-1-0	5-2-1
Totals	17-4-3	11-5-6	3-7-2	31-17-11

HORIZON LEAGUE

Team	Home	Away	Neutral	Overall
Loyola-Chicago	1-0-0	0-0-0	0-0-0	1-0-0

IVY GROUP

Team	Home	Away	Neutral	Overall
Brown	1-1-0	0-0-0	0-0-0	1-1-0
Penn	0-1-0	0-1-0	0-0-0	0-2-0
Princeton	0-0-0	0-0-0	1-0-1	1-0-1
Totals	1-2-0	0-1-0	1-0-1	2-3-1

MID-AMERICAN CONFERENCE

Team	Home	Away	Neutral	Overall
Akron	1-0-0	0-0-1	1-0-0	2-0-1
Hartwick	1-0-0	0-0-0	0-0-0	1-0-0
Totals	2-0-0	0-0-1	1-0-0	3-0-1

MISSOURI VALLEY CONFERENCE

Team	Home	Away	Neutral	Overall
Creighton	1-0-0	0-1-0	0-0-0	1-1-0
Drake	0-0-0	0-0-0	1-0-0	1-0-0
Evansville	3-0-0	2-0-0	1-0-0	6-0-0
Missouri State	1-0-0	0-0-0	0-0-0	1-0-0
Totals	5-0-0	2-1-0	2-0-0	9-1-0

MNT-PACIFIC SPORTS FEDERATION

Team	Home	Away	Neutral	Overall
Air Force	3-0-0	0-0-0	0-0-0	3-0-0
UNLV	2-0-0	1-0-0	1-0-0	4-0-0
Totals	5-0-0	1-0-0	1-0-0	7-0-0

PACIFIC-10

Team	Home	Away	Neutral	Overall
San Diego St.	0-0-0	0-0-0	0-0-1	0-0-1
Stanford	0-0-0	1-0-0	0-0-0	1-0-0
UCLA	2-0-0	0-0-2	1-0-0	3-0-2
Washington	2-0-0	0-1-1	0-0-0	2-1-1
Totals	4-0-0	1-1-3	1-0-1	6-1-4

PATRIOT LEAGUE

Team	Home	Away	Neutral	Overall
American	0-1-0	0-0-0	1-0-0	1-1-0
Bucknell	1-1-0	0-0-0	0-0-0	1-1-0
Lehigh	1-0-0	0-0-0	0-0-0	1-0-0
Navy	1-0-0	0-0-0	0-0-0	1-0-0
Totals	3-2-0	0-0-0	1-0-0	4-2-0

SOUTHERN CONFERENCE

Team	Home	Away	Neutral	Overall
Appalachian St.	13-0-1	0-1-1	0-0-0	13-1-2
Charleston	12-3-1	4-2-2	0-0-0	16-5-3
The Citadel	9-0-0	8-0-0	1-0-0	18-0-0
Davidson	11-2-0	8-4-1	0-0-0	19-6-1
Elon	1-1-0	0-0-0	0-0-0	1-1-0
Furman	9-5-1	8-3-3	0-0-0	17-8-4
Ga. Southern	3-0-1	0-0-0	0-0-0	3-0-1
UNC Greensboro	1-0-0	0-0-0	0-0-0	1-0-0
W. Carolina	5-0-0	1-0-0	0-0-0	6-0-0
Wofford	6-0-0	2-0-0	0-0-0	8-0-0
Totals	70-11-4	31-10-7	1-0-0	102-21-11

SUMMIT LEAGUE

Team	Home	Away	Neutral	Overall
Centenary (La.)	1-0-0	0-0-0	0-0-0	1-0-0

WEST COAST CONFERENCE

Team	Home	Away	Neutral	Overall
Portland	1-0-0	0-0-0	1-2-0	2-2-0
San Diego	0-0-0	0-0-0	1-0-0	1-0-0
San Francisco	0-0-0	0-0-0	2-1-0	2-1-0
Santa Clara	1-0-0	0-0-1	0-0-0	1-0-1
Totals	2-0-0	0-0-1	4-3-0	6-3-1

INDEPENDENTS & OTHERS*

Team	Home	Away	Neutral	Overall
Alabama A&M	4-1-0	0-1-0	0-0-0	5-2-0
BYU*	0-0-0	0-0-0	1-0-0	1-0-0
East Carolina*	1-0-0	2-0-0	0-0-0	3-0-0
Fresno State*	0-0-0	0-0-0	0-1-0	0-1-0
South Alabama*	1-1-1	0-0-0	0-0-0	1-1-1
Tennessee*	1-0-0	0-0-0	0-0-0	1-0-0
TCU*	1-0-0	0-0-0	1-0-0	2-0-0
Vanderbilt*	1-0-0	1-0-0	0-0-0	2-0-0
Totals	9-2-1	3-1-0	3-1-0	15-4-1