



IN THIS SECTION

- ▶ Letterwinner Profiles
- ▶ Newcomer Profiles
- ▶ Career Superlatives
- ▶ Career Statistics

2006 GAMECOCKS



Shonda**COLE**

OH ▶▶ 6-0 ▶▶ Sr.-3L
Kings Mountain, N.C.
(Kings Mountain)

14

CAREER HIGHS

Kills: 25, Houston (9/16/05)
Attacks: 72, North Carolina (11/27/04)
Hitting Percentage (Min. 12 Kills): .524
(12-1-21), Coastal Carolina (9/9/05)
Assists: 7, Arkansas (9/25/05)
Service Aces: 5, LSU (9/23/05)
Digs: 16, LSU (9/23/05)
Block Solos: 3, Mercer (9/3/05)
Block Assists: 8, Mississippi (10/8/04)
Total Blocks: 8, Mississippi (10/8/04)

SEC CAREER HIGHS

Kills: 22, 2x, last Tennessee (10/26/05)
Attacks: 61, Arkansas (9/25/05)
Hitting Percentage (Min. 12 Kills): .462
(14-2-26), Tennessee (11/9/05)
Assists: 7, Arkansas (9/25/05)
Service Aces: 5, LSU (9/23/05)
Digs: 16, LSU (9/23/05)
Block Solos: 2, 2x, last Auburn
(11/11/05)
Block Assists: 8, Mississippi (10/8/04)
Total Blocks: 8, Mississippi (10/8/04)



2005 (JUNIOR): Earned second-team All-SEC accolades for the second year in a row ... Tabbed Honorable Mention AVCA All-South Region ... Named the South Carolina team MVP ... Trained with the USA Volleyball Women's National A2 Team for the second-straight summer ... Earned a place on the GlaxoKlineSmith All-Tournament Team at North Carolina ... Was South Carolina's leader in kills (414), kills per game (4.18) and hitting percentage (.281) ... Finished third in the Southeastern Conference in kills per game ... The 3.89 kills per game she tallied in SEC matches was eighth-best in the league ... Her 414 kills marked only the eighth time in school history a Gamecock notched at least 400 kills in one season ... The 4.18 kills per game was the second-best single-season mark in USC history ... Became the 10th Gamecock to reach the 1,000-kill plateau, doing so against Georgia (Oct. 30) ... Ended the season with 1,072 kills to her credit, leaving her 10th on USC's career list ... Another 273 kills would tie her for second on the list ... Cole's 2,640 career attacks at the end of her junior season moved her into eighth place on the Gamecocks' career top 10 list ... Her career kills per game average jumped to 3.63, just .03 away from tying Lori Rowe for the top figure in school history ... Played in all but one of USC's 100 games on the season and all 27 matches ... Reached double figures in the kill column in 24-of-27 matches ... Hit .300 or better in 15 matches ... Racked up 20 or more kills in six contests ... Had a stretch of three consecutive matches with 20-plus kills against Houston (Sept. 16), LSU (Sept. 23) and Arkansas (Sept. 25) ... Cole's 25 kills in the Houston match was the top mark of her career ... Posted two 10-dig matches on the season, which came back-to-back versus Houston and LSU ... It was her two double-doubles during the season as well ... Tallied 12 kills on 21 attacks with just one error against Coastal Carolina (Sept. 9) for a career-best .524 hitting percentage.

2004 (SOPHOMORE): Was a second-team All-SEC selection ... Shonda was chosen to train with the USA women's team in summer 2005 and traveled to Dominican Republic, China, Korea and Thailand ... Led the Gamecocks in kills with 379 and kills

per game with 4.03 ... At the time, her kills per game was the fourth-best single-season mark in school history and made her only the fourth Gamecock to average at least four per game for an entire season ... Ranked fifth in the SEC in kills per game for all matches and sixth in kills per game for conference matches at 3.83 ... Recorded double-figure kills in 23-of-27 matches ... Played in all 27 matches and all but two of USC's 96 games on the year ... Hit at least .300 in six contests ... Recorded what was then a career-high 24 kills in the final match of the season versus North Carolina (Nov. 27) ... Had one other 20-kill match versus Connecticut (Sept. 4) with 22 ... Posted double-figure kills in eight consecutive matches beginning Oct. 17 against Auburn through USC's Nov. 12 match-up with Florida ... Also recorded double-digit kills in 13-of-16 SEC matches ... Registered four double-doubles during the season: Clemson (Sept. 7, 15 kills and 11 digs), Duke (Sept. 10, 11 kills and 11 digs), Notre Dame (Sept. 19, 17 kills and 14 digs) and North Carolina (Nov. 27, 24 kills and 14 digs) ... Flirted with a double-double against Michigan State (Sept. 18), ending the day with 19 kills and seven blocks.

2003 (FRESHMAN): Finished second on the team in kills with 279 ... Averaged 2.74 kills per game, also second-best on the



team ... Was the co-leader in total blocks among the freshmen class with 48 ... Played in all 30 matches and 102-of-111 games ... Was one of two Gamecocks to record over 100 kills in SEC matches ... Reached double digits in the kill column 13 times ... Had a five-match stretch in November in which she tallied at least a dozen kills ... Hit at least .300 in seven matches ... Recorded her best hitting percentage of the season against Indiana (Sept. 13) with 18 kills and five errors on 34 attacks and versus Tennessee (Nov. 9) with 17 kills and four errors on 34 attempts ... Posted her highest kill total of the season against Kentucky (Oct. 8) with 19 ... Her best tally in digs was six, coming versus Indiana (Sept. 13) and Kentucky (Oct. 8) ... Chipped in a season-high five blocks at LSU (Sept. 26).

HIGH SCHOOL: Attended Kings Mountain High School in Kings Mountain, N.C. ... Was coached by Suzanne Grayson ... Two-time Gatorade Volleyball State Player of the Year ... Four-time all-conference selection ... 2002 conference player of the year ... Led team to 2002 AAA state championship title ... Team captain during senior year ... Also lettered in basketball where she became King Mountain's all-time leading scorer ... A member of *Who's Who Among American High School Students Sports Edition* ... North Carolina Academic Scholar recipient ... Academic Top Achiever award ... National Honor Society member ... A Coca-Cola Scholar Athlete award winner ... Was a member of Beta Club ... Named Kings Mountain H.S. Female Athlete of the Year.

PERSONAL: Is a middle level math and English education major ... Full name is Shonda Gail Cole ... Parents are Otis and Joanne Cole ... Has three sisters, Cheryl, Kimberly and Brandi.



CAREER STATISTICS

SEASON	GP	MP	K	K/G	E	ATT	PCT	A	A/G	SA	SA/G	SE	DIG	D/G	RE	BS	BA	TB	B/G	BE	BHE
2003	102	30	279	2.74	155	707	.175	7	0.07	0	0.00	8	55	0.54	1	6	42	48	0.47	17	3
2004	94	27	379	4.03	178	976	.206	16	0.17	26	0.28	47	141	1.50	4	7	74	81	0.86	9	3
2005	99	27	414	4.18	145	957	.281	27	0.27	8	0.08	19	116	1.17	4	13	72	85	0.86	15	4
TOTALS	295	84	1072	3.63	478	2640	.225	50	0.17	34	0.12	74	312	1.06	9	26	188	214	0.73	41	10

SEC CAREER STATISTICS

SEASON	GP	MP	K	K/G	E	ATT	PCT	A	A/G	SA	SA/G	SE	DIG	D/G	RE	BS	BA	TB	B/G	BE	BHE
2003	56	16	166	2.96	92	416	.178	2	0.04	0	0.00	5	34	0.61	0	4	24	28	0.50	8	0
2004	54	16	207	3.83	101	506	.209	9	0.17	15	0.28	21	52	0.96	3	2	48	50	0.93	4	2
2005	62	16	241	3.89	92	590	.253	19	0.31	7	0.11	14	78	1.26	4	5	46	51	0.82	10	2
TOTALS	172	48	614	3.57	285	1512	.218	30	0.17	22	0.13	40	164	0.95	7	11	118	129	0.75	22	4



Dinelia CONCEPCION

VDS ▶ **5-3** ▶ **So.-1L**

Deltona, Fla.
(Pine Ridge)

8

CAREER HIGHS

Kills: 1, 3x, last Alabama (11/13/05)
Attacks: 1, 7x, last Alabama (11/13/05)
Hitting Percentage (Min. 12 Kills): N/A
Assists: 3, 3x, last Houston (9/16/05)
Service Aces: 4, Pittsburgh (9/2/05)
Digs: 21, Arkansas (9/25/05)
Block Solos: N/A
Block Assists: N/A
Total Blocks: N/A

SEC CAREER HIGHS

Kills: 1, Alabama (11/13/05)
Attacks: 1, 4x, last Alabama (11/13/05)
Hitting Percentage (Min. 12 Kills): N/A
Assists: 2, 2x, last Georgia (10/7/05)
Service Aces: 2, 2x, last Auburn (11/11/05)
Digs: 21, Arkansas (9/25/05)
Block Solos: N/A
Block Assists: N/A
Total Blocks: N/A




2005 (FRESHMAN): Named to the SEC Academic Honor Roll ... Was one of five players to play in all 27 matches and one of only two freshmen to do so ... Used as a defensive specialist for the Gamecocks ... Her 238 digs and 2.43 digs per game were second on the team ... Tallied 157 digs in SEC matches, which was five away from tying Iris Santos' team-leading total ... Ended up with 23 assists on the year as well ... Reached double figures in the dig category 10 times ... Concepcion had a least three digs in 23 matches ... Her season-high in digs was 21 against Arkansas (Sept. 25) ... Recorded six consecutive 10-plus-dig matches beginning with Houston (Sept. 16) when she notched 18 ... Had one less than that figure in USC's next match-up with LSU (Sept. 23) ... After the 21 versus Arkansas, Concepcion saved 14 balls against Mississippi State (Sept. 30) and 18 versus the Lady Rebels of Mississippi (Oct. 2) ... Her streak ended after digging 17 balls in the Oct. 7 Georgia tilt ... Had back-to-back 10-dig performances and 10 and 12 versus Auburn (Oct. 16) and Kentucky (Oct. 23) ... Her final match with at least 10 digs came in USC's penultimate contest of the year when she chalked up 13 against Alabama (Nov. 13) ... Gave a strong showing in South Carolina's 3-1 win over North Carolina (Sept. 10) by making 18 digs.

HIGH SCHOOL: Graduated No. 8 out of 500 in her senior class from Pine Ridge High School in Deltona, Fla. ... Was coached by Debbie Hartman ... Four-year letterwinner in volleyball ... Was named best defensive player all four years ... Set a school record for most digs in a

season ... Named one of the top 99 defenders by *Prep Volleyball* ... Member of National Honor Society ... Member of Italian Honor Society ... Two-time first-team all-conference ... Named first-team by the *News Journal* and the *Orlando Sentinel* ... In 2003, Concepcion earned second-team recognition on the *Orlando Sentinel's* All-Central Florida Volleyball Team ... Played club volleyball for Orlando Volleyball Academy and was coached by Sindee Snow.

PERSONAL: Is a criminal justice major at USC ... Her full name is Dinelia Ailenix Concepcion ... Parents are Carmen Santana and Onix Concepcion ... Was born Nov. 2, 1987 ... Has brother is Onix Luel Concepcion.





CAREER STATISTICS

SEASON	GP	MP	K	K/G	E	ATT	PCT	A	A/G	SA	SA/G	SE	DIG	D/G	RE	BS	BA	TB	B/G	BE	BHE
2005	98	27	3	0.03	3	7	.000	23	0.23	17	0.17	9	238	2.43	32	0	0	0	0.00	0	4
TOTALS	98	27	3	0.03	3	7	.000	23	0.23	17	0.17	9	238	2.43	32	0	0	0	0.00	0	4

SEC CAREER STATISTICS

SEASON	GP	MP	K	K/G	E	ATT	PCT	A	A/G	SA	SA/G	SE	DIG	D/G	RE	BS	BA	TB	B/G	BE	BHE
2005	63	16	1	0.02	2	4	-.250	9	0.14	8	0.13	5	157	2.49	25	0	0	0	0.00	0	3
TOTALS	63	16	1	0.02	2	4	-.250	9	0.14	8	0.13	5	157	2.49	25	0	0	0	0.00	0	3



Crystal JOHNSON

MB ▶ **6-0** ▶ **Jr.-2L**

Camden, S.C.

(Camden)

#3

CAREER HIGHS

Kills: 7, Auburn (10/17/04)
Attacks: 13, Georgia (10/30/05)
Hitting Percentage (Min. 12 Kills): N/A
Assists: 1, Auburn (11/11/05)
Service Aces: 1, 3x, last Winthrop (11/26/05)
Digs: 4, Alabama (11/13/05)
Block Solos: 2, 4x, last Alabama (11/13/05)
Block Assists: 7, Tennessee (11/9/05)
Total Blocks: 7, 4x, last Winthrop (11/26/05)

SEC CAREER HIGHS

Kills: 7, Auburn (10/17/04)
Attacks: 13, Georgia (10/30/05)
Hitting Percentage (Min. 12 Kills): N/A
Assists: 1, Auburn (11/11/05)
Service Aces: 1, 2x, last Alabama (11/13/05)
Digs: 4, Alabama (11/13/05)
Block Solos: 2, 3x, last Alabama (11/13/05)
Block Assists: 7, Tennessee (11/9/05)
Total Blocks: 7, 3x, last Alabama (11/13/05)



2005 (REDSHIRT SOPHOMORE): Named to the SEC Academic Honor Roll ... Played in 19 of South Carolina's 27 matches and appeared in 50-of-100 games ... Her 55 total blocks gave her a per game average of 1.10, which was tied for the third highest mark on the team ... Ten of her blocks were solo efforts, while the other 45 came on assists ... Reached the four-block plateau in seven contests ... In four matches, Johnson ripped at least four kills ... Her season-high in kills was six against Arkansas (Sept. 25) ... Recorded seven total blocks versus Arkansas (Sept. 25), Tennessee (Nov. 9), Alabama (Nov. 13) and Winthrop (Nov. 26) ... Three of those four efforts came in USC's final four matches of the year ... The seven blocks against Tennessee were all assisted and established a career standard for Johnson ... Took a career-high 13 attacks in the Oct. 30 Georgia match ... Her four digs in the Alabama match (Nov. 13) was the top performance of her career.

2004 (REDSHIRT FRESHMAN): Saw playing time in 13 of the Gamecocks' 27 matches ... Played in 27-of-96 games ... Recorded 21 kills and 17 blocks for per game averages of 0.78 and 0.63 ... The Sept. 4 Connecticut match-up was the first time Johnson received collegiate experience ... Also recorded her first kill in that match ... Had a career-high seven kills in a match against Auburn (Oct. 17) ... In that match, she also hit .750 thanks to seven kills on eight attacks and just one error ... Tallied what was then a career-high five block assists in the North Carolina contest (Sept. 27) ... She added a solo rejection in that match as well ... Assisted on three blocks against Mississippi (Oct. 3).

2003 (FRESHMAN): Took a redshirt as a true freshman.

HIGH SCHOOL: Was coached by Paige Wilson at Camden High School ... A two-sport letterwinner in volleyball and basketball ... 2002 volleyball all-state, all-star and all-region ... Named best offensive player in 2002 ... In basketball, she was a two-time all-area and all-region selection ... A 2002-03 all-star ... Two-time most outstanding player for Camden.

PERSONAL: Is a biology major and plans to take the MCAT for admittance to medical school ... Full name is Crystal Noelle Johnson ... Daughter of Robert Johnson ... Has two sisters, Cynthia Lee, and Brenda ... Nickname is "Crittler" ... National Army Reserve Scholar-Athlete Award winner ... A Palmetto Fellow recipient.





CAREER STATISTICS

SEASON	GP	MP	K	K/G	E	ATT	PCT	A	A/G	SA	SA/G	SE	DIG	D/G	RE	BS	BA	TB	B/G	BE	BHE
2004	27	13	21	0.78	8	46	.283	0	0.00	0	0.00	0	2	0.07	0	2	15	17	0.63	4	0
2005	50	19	30	0.60	17	87	.149	1	0.02	3	0.06	6	12	0.24	1	10	45	55	1.10	7	0
TOTALS	77	32	51	0.66	25	133	.195	1	0.01	3	0.04	6	14	0.18	1	12	60	72	0.94	11	0

SEC CAREER STATISTICS

SEASON	GP	MP	K	K/G	E	ATT	PCT	A	A/G	SA	SA/G	SE	DIG	D/G	RE	BS	BA	TB	B/G	BE	BHE
2004	15	8	14	0.93	6	28	.286	0	0.00	0	0.00	0	1	0.07	0	1	8	9	0.60	0	0
2005	34	12	23	0.68	8	58	.259	1	0.03	2	0.06	5	9	0.26	1	7	27	34	1.00	3	0
TOTALS	49	20	37	0.76	14	86	.267	1	0.02	2	0.04	5	10	0.20	1	8	35	43	0.88	3	0



Petra LORENZI

S ▶ 5-9 ▶ So.-1L
Crescent City, Calif.
(Del Norte)

9

CAREER HIGHS

Kills: 2, 2x, last Tennessee (10/26/05)
Attacks: 7, Georgia (10/30/05)
Hitting Percentage (Min. 12 Kills): N/A
Assists: 52, Georgia (10/30/05)
Service Aces: 1, 5x, last Georgia (10/30/05)
Digs: 12, Florida (10/28/05)
Block Solos: 2, Alabama (10/14/05)
Block Assists: 3, Georgia (10/30/05)
Total Blocks: 3, Georgia (10/30/05)

SEC CAREER HIGHS

Kills: 2, 2x, last Tennessee (10/26/05)
Attacks: 7, Georgia (10/30/05)
Hitting Percentage (Min. 12 Kills): N/A
Assists: 52, Georgia (10/30/05)
Service Aces: 1, 5x, last Georgia (10/30/05)
Digs: 12, Florida (10/28/05)
Block Solos: 2, Alabama (10/14/05)
Block Assists: 3, Georgia (10/30/05)
Total Blocks: 3, Georgia (10/30/05)




2005 (FRESHMAN): Had 387 assists on the season as South Carolina's No. 2 setter ... Lorenzi's total placed her at 10th on South Carolina's career list ... Fell one dig shy of the century mark ... Played in 24 of USC's 27 matches and 77-of-100 games ... Reached double figures in the assist category 15 times ... Did likewise in digs two times ... Had a pair of double-doubles that came in consecutive matches ... Her assists per game average was 5.03 ... Received her first dose of significant playing time at setter against Mercer (Sept. 3) when she notched 16 helpers ... Assisted on at least 10 kills in 12 consecutive matches beginning with Arkansas (Sept. 25) and ending versus Tennessee (Nov. 9) ... Posted a career-high 52 assists in the Oct. 30 Georgia contest ... Had a double-double against the Lady Bulldogs as well by adding 10 digs ... Tallied a career mark for total blocks versus Georgia with three ... Got the first double-double of her career two days earlier with 28 assists and a dozen digs versus Florida ... In the first match-up of the year with Tennessee (Oct. 26), Lorenzi had 41 assists and fell one dig short of a double-double ... Helped the Gamecocks to a 3-1 victory over Auburn (Oct. 16) thanks to 38 assists ... Gave South Carolina 36 assists in its 3-0 loss to Kentucky (Nov. 4) ... Her first 20-assist effort of the year came in USC's first meeting with Alabama (Oct. 14) with 21 ... Her season-high in kills was two coming against Kentucky (Oct. 23) and Tennessee (Oct. 26).

HIGH SCHOOL: Graduated from Del Norte High School in Crescent City, Calif. ... Was coached by her mother Deborah ... Was a three-sport athlete in volleyball, basketball and

softball ... A four-time all-league selection in volleyball and softball ... Named the 2003 and 2004 league MVP in volleyball ... Was her team's 2004 league MVP in softball ... Awarded a CIF-NCA Scholastic Scholar Athlete Award all four years of high school ... Was a member of four league champion volleyball teams ... Helped lead her softball team to its first-ever league championship ... Was Del Norte's volleyball captain for two years.

PERSONAL: Is still undecided as to her major at USC ... Full name is Petra Lorenzi ... Parents are Pablo and Deborah Lorenzi ... Her birthday is Sept. 17, 1986 ... Has one younger brother, Brandon, and her older brother is Nathan.





CAREER STATISTICS

SEASON	GP	MP	K	K/G	E	ATT	PCT	A	A/G	SA	SA/G	SE	DIG	D/G	RE	BS	BA	TB	B/G	BE	BHE
2005	77	24	7	0.09	8	42	-.024	387	5.03	5	0.06	15	99	1.29	3	4	10	14	0.18	1	38
TOTALS	77	24	7	0.09	8	42	-.024	387	5.03	5	0.06	15	99	1.29	3	4	10	14	0.18	1	38

SEC CAREER STATISTICS

SEASON	GP	MP	K	K/G	E	ATT	PCT	A	A/G	SA	SA/G	SE	DIG	D/G	RE	BS	BA	TB	B/G	BE	BHE
2005	59	16	6	0.10	6	34	.000	339	5.75	5	0.08	13	76	1.29	2	3	10	13	0.22	1	32
TOTALS	59	16	6	0.10	6	34	.000	339	5.75	5	0.08	13	76	1.29	2	3	10	13	0.22	1	32



Marija MILOSEVIC

OH » 6-0 » So.-1L

Ljig, Serbia

(“Gimnazija” Lazarevac)

#7

CAREER HIGHS

Kills: 28, Georgia (10/30/05)
Attacks: 54, Georgia (10/30/05)
Hitting Percentage (Min. 12 Kills): .407
 (28-6-54), Georgia (10/30/05)
Assists: 8, Houston (9/16/05)
Service Aces: 4, Winthrop (11/26/05)
Digs: 13, Charleston (9/15/05)
Block Solos: 1, 5x, last Alabama
 (11/13/05)
Block Assists: 4, Mississippi State
 (9/30/05)
Total Blocks: 5, Mississippi State
 (9/30/05)

SEC CAREER HIGHS

Kills: 28, Georgia (10/30/05)
Attacks: 54, Georgia (10/30/05)
Hitting Percentage (Min. 12 Kills): .407
 (28-6-54), Georgia (10/30/05)
Assists: 4, Mississippi State (9/30/05)
Service Aces: 3, 3x, last Tennessee
 (10/26/05)
Digs: 12, 2x, last Georgia (10/30/05)
Block Solos: 1, 5x, last Alabama
 (11/13/05)
Block Assists: 4, Mississippi State
 (9/30/05)
Total Blocks: 5, Mississippi State
 (9/30/05)



2005 (FRESHMAN): Earned a place on the SEC All-Freshman Team ... Finished second on the team in kills with 266 and did likewise in kills per game with 2.77 ... Was third on the squad for assists ... Had the fourth-highest total in digs and digs per game with 170 and 1.77 ... Her 29 service aces was second for the Gamecocks ... Played in all 27 matches, one of just two freshmen to do so ... Also appeared in 96-of-100 games on the year ... Tallied at least 10 kills in a dozen contests ... Ended her rookie campaign recording 10-plus kills in 10-of-11 matches, which included seven straight to finish out 2005 ... Was in double figures in the dig column eight times ... Had four double-doubles ... Milosevic's first was against Georgia (Oct. 30) when she blasted a career-high 28 kills and made 12 digs ... Also set a career mark for attacks (54) and hitting percentage (.407) in the Georgia match ... Her next three double-doubles came consecutively ... The first came versus Tennessee (Nov. 9) thanks to 15 kills and 11 digs ... Tagged Auburn (Nov. 11) for 13 kills and 11 digs and concluded her tear with figures of 18 and 10 against Alabama (Nov. 13) ... Reached double digits in kills in three straight matches with 10, 13 and 13 against the likes of Alabama (Oct. 14), Auburn (Oct. 16) and Kentucky (Oct. 23) ... Recorded a career-high 13 digs in USC's Sept. 15 contest with College of Charleston ... Served up four aces in South Carolina's final match of the year with Winthrop (Nov. 26) to establish a career standard ... Milosevic's five total blocks versus Mississippi State (Sept. 30) were her best tally of the year ... Also had her highest number of assisted blocks in the MSU match ... Assisted on eight kills in

the Houston match (Sept. 16) ... Began her career at South Carolina reaching double figures in kills in two of USC's first three matches with 11 and 13 versus Pittsburgh (Sept. 2) and Mercer (Sept. 3).

HIGH SCHOOL: Attended “Gimnazija” Lazarevac High School School in Lazarevac, Serbia ... Played club for OOK “Kolubara” Lazarevac.

PERSONAL: Nickname is “Maky” ... Still undecided as to her major ... Born March 15, 1986, in Ljig, Serbia ... Daughter of Dusan and Ljubivoje Milosevic ... Has two brothers, Milos and Marko.





CAREER STATISTICS

SEASON	GP	MP	K	K/G	E	ATT	PCT	A	A/G	SA	SA/G	SE	DIG	D/G	RE	BS	BA	TB	B/G	BE	BHE
2005	96	27	266	2.77	110	714	.218	49	0.51	29	0.30	36	170	1.77	26	5	30	35	0.36	4	6
TOTALS	96	27	266	2.77	110	714	.218	49	0.51	29	0.30	36	170	1.77	26	5	30	35	0.36	4	6

SEC CAREER STATISTICS

SEASON	GP	MP	K	K/G	E	ATT	PCT	A	A/G	SA	SA/G	SE	DIG	D/G	RE	BS	BA	TB	B/G	BE	BHE
2005	63	16	182	2.89	82	480	.208	20	0.32	19	0.30	25	95	1.51	15	5	18	23	0.37	3	5
TOTALS	63	16	182	2.89	82	480	.208	20	0.32	19	0.30	25	95	1.51	15	5	18	23	0.37	3	5



Belita **SALTERS**

20

MB ▶ **6-1** ▶ **So.-1L**
Lake City, S.C.
(Lake City)

CAREER HIGHS

Kills: 8, 3x, last Winthrop (11/26/05)
Attacks: 22, Georgia (10/30/05)
Hitting Percentage (Min. 12 Kills): N/A
Assists: 1, 2x, last Winthrop (11/26/05)
Service Aces: N/A
Digs: 3, Georgia (10/30/05)
Block Solos: 1, 3x, last Auburn (11/11/05)
Block Assists: 10, North Carolina (9/10/05)
Total Blocks: 11, North Carolina (9/10/05)

SEC CAREER HIGHS

Kills: 8, 2x, last Alabama (11/13/05)
Attacks: 22, Georgia (10/30/05)
Hitting Percentage (Min. 12 Kills): N/A
Assists: 1, Auburn (11/11/05)
Service Aces: N/A
Digs: 3, Georgia (10/30/05)
Block Solos: 1, Auburn (11/11/05)
Block Assists: 9, Auburn (11/11/05)
Total Blocks: 10, Auburn (11/11/05)



2005 (REDSHIRT FRESHMAN): Demonstrated a great knack for blocking balls ... Totaled 51 blocks in just 37 of South Carolina's 100 games for an average of 1.38 per game ... Her average rated as the seventh-highest figure in school history ... Compiled 46 kills for 1.24 kills per game ... Notched a pair of contests in which she recorded at least 10 blocks ... Had a career-high 11 total blocks in the Gamecocks' 3-1 victory over North Carolina (Sept. 10) ... Also posted four kills on the Tar Heels ... Tallied 10 blocks in a win against Auburn (Nov. 11) while adding six kills ... Ripped five kills and blocked five attacks in the Oct. 28 Florida match ... Established a career mark with eight kills against Georgia (Oct. 30) on 22 attacks, also the most of her career ... Rejected six Lady Volunteer attempts in USC's second meeting of the season with Tennessee (Nov. 9) ... Saw her hitting percentage improve in the Gamecocks' last three matches, racking up 22 kills on 47 attacks with nine errors for a .277 mark ... Tied her career-best with eight kills in USC's five-game triumph over Alabama (Nov. 13) ... Salters chalked up her highest single-game hitting percentage in South Carolina's final match versus Winthrop (Nov. 26) at .357 ... She had eight kills on 14 attempts with just three errors.

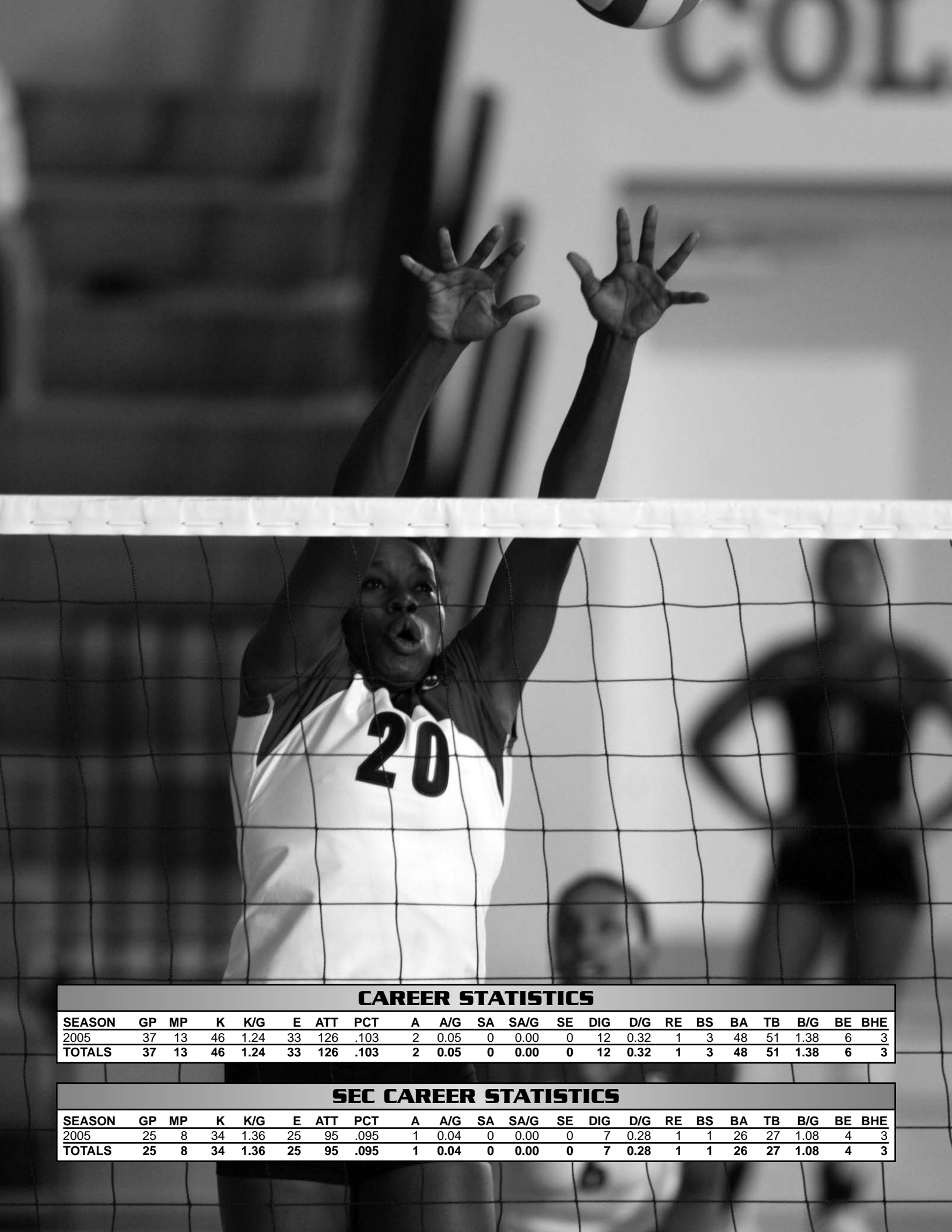
2004 (FRESHMAN): Took a redshirt as a true freshman.

HIGH SCHOOL: Attended Lake City High School in Lake City, S.C. ... Four-year letterwinner in volleyball, track and field, and basketball ... Named her school's Most Valuable

Player for volleyball in 2003 and 2004 ... Was a member of the CAWS All-State and All-Star Teams ... A four-time state champion in the triple jump and won a state championship in the hurdles ... Tabbed to the all-region team four straight years in track and field.

PERSONAL: Is a media arts major at USC ... Full name is Belita Kamethia Salters ... Was born June 20, 1985, in Florence, S.C. ... Her parents are Lillie and Leo McCray ... Nickname is "Lita" ... Her sister, Theris Salters, played basketball for North Carolina-Greensboro.





CAREER STATISTICS

SEASON	GP	MP	K	K/G	E	ATT	PCT	A	A/G	SA	SA/G	SE	DIG	D/G	RE	BS	BA	TB	B/G	BE	BHE
2005	37	13	46	1.24	33	126	.103	2	0.05	0	0.00	0	12	0.32	1	3	48	51	1.38	6	3
TOTALS	37	13	46	1.24	33	126	.103	2	0.05	0	0.00	0	12	0.32	1	3	48	51	1.38	6	3

SEC CAREER STATISTICS

SEASON	GP	MP	K	K/G	E	ATT	PCT	A	A/G	SA	SA/G	SE	DIG	D/G	RE	BS	BA	TB	B/G	BE	BHE
2005	25	8	34	1.36	25	95	.095	1	0.04	0	0.00	0	7	0.28	1	1	26	27	1.08	4	3
TOTALS	25	8	34	1.36	25	95	.095	1	0.04	0	0.00	0	7	0.28	1	1	26	27	1.08	4	3



GAMECOCK LETTERWINNER



Iris **SANTOS**

S/OH ▶ **5-10** ▶ **Sr.-3L**

**Santo Domingo, Dominican Republic
(Dora de la Salle)**

#2

CAREER HIGHS

Kills: 15, Georgia (10/30/05)
Attacks: 44, Georgia (10/30/05)
Hitting Percentage (Min. 12 Kills): .500
 (12-0-24), Houston (9/16/05)
Assists: 57, Houston (9/16/05)
Service Aces: 4, 3x, last Auburn
 (10/16/05)
Digs: 23, Arkansas (9/25/05)
Block Solos: 2, 3x, last North Carolina
 (9/10/05)
Block Assists: 7, Houston (9/16/05)
Total Blocks: 7, Houston (9/16/05)

SEC CAREER HIGHS

Kills: 15, Georgia (10/30/05)
Attacks: 44, Georgia (10/30/05)
Hitting Percentage (Min. 12 Kills): .393
 (13-2-28), Alabama (10/14/05)
Assists: 48, Alabama (11/13/05)
Service Aces: 4, Auburn (10/16/05)
Digs: 23, Arkansas (9/25/05)
Block Solos: 2, LSU (9/26/03)
Block Assists: 4, 4x, last Auburn
 (11/11/05)
Total Blocks: 4, 5x, last Auburn
 (11/11/05)



2005 (JUNIOR): Was used as the team's primary setter, but did a little bit of everything during the season ... Became the first South Carolina player in school history to register 200 kills, 200 digs and 500 assists in the same year ... Led the squad in assists with 747 and assists per game at 7.62 ... Finished third on the team in kills and fourth in kills per game with 219 and 2.23 ... Played in all 27 matches and 98-of-100 games ... Wound up with nine double-doubles to her credit ... Posted the most service aces of any Gamecock with 32 ... Was third on the team in digs and digs per game with figures of 231 and 2.36 ... Tallied 82 blocks, which was the third-highest total for the Gamecocks ... Her career assist total of 1,062 at the end of the season made her the ninth Gamecock to reach the 1,000-assist plateau ... With 391 career kills, Santos is set up to become only the second USC player in school history with 1,000 assists and 500 kills ... Tallied 40 or more assists in eight matches ... Santos' high assist mark of the season was 57 against Houston (Sept. 16) ... Reached double digits in the kill column on eight occasions ... Also compiled eight matches with 10-plus digs and two with 20-plus ... Recorded a career-high seven blocks versus Houston (Sept. 16) ... Notched two triple-doubles against North Carolina (Sept. 10) and Houston (Sept. 16) with tallies of 14 kills, 40 assists, 13 digs and 12 kills, 57 assists, 13 digs ... Set career standards for kills (15) and attacks (44) in an Oct. 30 match-up with Georgia ... Served up a career-best four aces three times on the year against Charlotte (Sept. 6), Coastal Carolina (Sept. 9) and Auburn (Oct. 16).

South Carolina's 27 matches and made an appearance in 88-of-96 games ... Recorded 283 assists ... Had 164 digs, fourth-highest for the Gamecocks, and 21 total blocks ... Tallied seven matches with double-figure digs ... Added seven double-doubles to her career total ... Recorded a season-high 11 kills in a match against Mississippi (Oct. 8), which was her only double-figure kill match of the year ... Posted a then-career-high 41 assists in USC's last match of the season with North Carolina (Nov. 27) ... Her SEC-high for assists was 25, which happened twice against Kentucky (Oct. 1) and Mississippi (Oct. 8) ... Registered four 20-plus assist matches ... Her best total in digs was 13 versus Kentucky (Oct. 1) ... Narrowly missed out on a triple-double in that match, as she added nine kills and 25 assists ... Reached double digits in the dig column in



2004 (SOPHOMORE): Saw significant playing time at setter and libero ... Received floor time in all but one of

three consecutive matches with Clemson (Sept. 7), Duke (Sept. 10) and Northern Illinois (Sept. 11).

2003 (FRESHMAN): Played in 29-of-30 possible matches and 100-of-111 games ... Finished up second on the team in digs and digs per game with 239 and 2.39 ... Saw action at the libero and outside hitter positions ... Put up double digits in the kill column four times ... Had a dozen matches in which she reached the 10-dig plateau ... Recorded her first collegiate double-double in a match against George Washington (Sept. 20) with 10 kills and 12 digs ... It was the lone double-double of her rookie season ... Had 22 digs in the Clemson match (Sept. 9), which was the high mark of the year for South Carolina ... Had 12 kills in a match against Alabama (Nov. 2) ... Strung together four straight matches versus Ball State (Aug. 30), Michigan State (Sept. 5), North Carolina (Sept. 7) and Clemson (Sept. 9) in which she dug at least 12 balls.

HIGH SCHOOL: Attended Dora de la Salle in Santo Domingo, Dominican Republic ... Was coached by Miguel Cruz ... Also lettered in track and softball.

PERSONAL: Is an economics major ... Full name is Iris Santos ... Parents are Felipe Santos and Daysi Hernandez ... Has one sister and three brothers ... Was born in San Francisco de Macoris on Jan. 29, 1982 ... Won the bronze medal in beach volleyball at the Central American Games ... Married to Ulises Noboa.

CAREER STATISTICS

SEASON	GP	MP	K	K/G	E	ATT	PCT	A	A/G	SA	SA/G	SE	DIG	D/G	RE	BS	BA	TB	B/G	BE	BHE
2003	100	29	110	1.10	73	353	.105	32	0.32	18	0.18	25	239	2.39	58	2	13	15	0.15	8	4
2004	86	26	62	0.72	34	202	.139	283	3.29	16	0.19	18	164	1.91	14	1	20	21	0.24	3	19
2005	98	27	219	2.23	94	541	.231	747	7.62	32	0.33	51	231	2.36	11	9	73	82	0.84	24	41
TOTALS	284	82	391	1.38	201	1096	.173	1062	3.74	66	0.23	94	634	2.23	83	12	106	118	0.42	35	64

SEC CAREER STATISTICS

SEASON	GP	MP	K	K/G	E	ATT	PCT	A	A/G	SA	SA/G	SE	DIG	D/G	RE	BS	BA	TB	B/G	BE	BHE
2003	55	16	75	1.36	56	233	.082	15	0.27	13	0.24	20	119	2.16	39	2	8	10	0.18	5	1
2004	49	16	55	1.12	32	174	.132	155	3.16	13	0.27	11	93	1.90	8	1	17	18	0.37	3	12
2005	61	16	135	2.21	74	373	.164	368	6.03	14	0.23	31	162	2.66	11	2	39	41	0.67	15	16
TOTALS	165	48	265	1.61	162	780	.132	538	3.26	40	0.24	62	374	2.27	58	5	64	69	0.42	23	29



GAMECOCK LETTERWINNER

Alexcis THOMSON

DS/5 ▶ **5-10** ▶ **Sr.-3L**
North York, Ontario, Canada
(Don Mills)

6



CAREER HIGHS

Kills: 3, 2x, last Kentucky (11/4/05)
Attacks: 11, Kentucky (10/8/03)
Hitting Percentage (Min. 12 Kills): N/A
Assists: 62, Kentucky (10/8/03)
Service Aces: 5, Clemson (9/7/04)
Digs: 16, Kentucky (10/8/03)
Block Solos: N/A
Block Assists: 3, Kentucky (10/8/03)
Total Blocks: 3, Kentucky (10/8/03)

SEC CAREER HIGHS

Kills: 3, 2x, last Kentucky (11/4/05)
Attacks: 11, Kentucky (10/8/03)
Hitting Percentage (Min. 12 Kills): N/A
Assists: 62, Kentucky (10/8/03)
Service Aces: 4, Kentucky (10/8/03)
Digs: 16, Kentucky (10/8/03)
Block Solos: N/A
Block Assists: 3, Kentucky (10/8/03)
Total Blocks: 3, Kentucky (10/8/03)



2005 (JUNIOR): Played in 23-of-27 Gamecock matches and 61-of-100 games ... Named to the SEC Academic Honor Roll ... Tallied 12 kills, 13 assists and 89 digs on the year ... Reached double figures in the dig column two times and had at least five in nine matches ... Her best dig tally of the season was 14 coming against College of Charleston (Sept. 15) ... Totaled a dozen digs in a five-game match with Georgia (Oct. 7) ... Gave USC a productive outing versus Kentucky (Nov. 4) with a season-high three kills, eight digs and one assisted block ... Recorded a pair of aces in contests with Auburn (Oct. 16 and Nov. 11).

2004 (SOPHOMORE): Named to the SEC Academic Honor Roll ... Played the libero position ... Saw action in 22 of South Carolina's 27 matches ... Played in 68-of-96 games ... Had 33 assists and 120 digs for the year ... Reached double figures in digs in two outings ... Notched a season-high 13 digs against Kentucky (Oct. 1) ... Her other 10-dig effort came versus Marshall (Sept. 4) with 10 ... Helped USC with at least six digs in 11 matches ... Posted 24 assists when she played setter against Florida (Nov. 19) ... Had a career-high five service aces in the Clemson match (Sept. 7) ... Her season total in aces was 15.


2003 (FRESHMAN): Played in just over half of the Gamecock's 30 matches, making 16 appearances ... Was used in 36-of-111 games ... Had 193 assists and 67 digs on the year ... Saw significant duties as USC's setter in matches with Kentucky (Oct. 8), Tennessee (Oct. 10), Arkansas (Oct. 17), LSU (Oct. 19) and Georgia (Nov. 16) ... Recorded 62 assists in the Oct. 8 Kentucky match, good for a career and team season high ... Was in double figures for digs in three matches ... Posted three double-doubles, with the first coming against Kentucky (Oct. 8) with 62 assists and 16 digs, the second in an Oct. 10 match-up with Tennessee on 37 assists and 14 digs, and the third versus Geor-

gia (Nov. 16) with 24 helpers and 11 digs ... Her 16 digs against Kentucky was also a career best ... The UK match also yielded career marks for kills (3), attacks (11), block assists (3) and total blocks (3) ... Her four aces against the Wildcats was also a career-high at the time.

HIGH SCHOOL: Attended Don Mills Collegiate ... Two-time OVA Award of Excellence winner ... Two-time captain of the Summer Games Region 5 teams ... Named to the all-star team at the 2002 Ontario Summer Games ... A Don Mills Collegiate Institute Excellence in Athletics Award recipient.

PERSONAL: Is a biology major and plans to take the MCAT for admittance to medical school ... Full name is Alexcis Patricia Thomson ... Parents are David and Donna Thomson ... Has one sister, Natalie ... Honor roll student ... Nickname is "Lexi" ... Was born in Toronto.





CAREER STATISTICS

SEASON	GP	MP	K	K/G	E	ATT	PCT	A	A/G	SA	SA/G	SE	DIG	D/G	RE	BS	BA	TB	B/G	BE	BHE
2003	36	16	3	0.08	5	32	-.062	193	5.36	6	0.17	4	67	1.86	0	0	4	4	0.11	4	8
2004	68	22	6	0.09	5	27	.037	33	0.49	15	0.22	15	120	1.76	28	0	2	2	0.03	0	5
2005	61	23	12	0.20	11	29	.034	13	0.21	9	0.15	10	89	1.46	5	0	1	1	0.02	0	2
TOTALS	165	61	21	0.13	21	88	.000	239	1.45	30	0.18	29	276	1.67	33	0	7	7	0.04	4	15

SEC CAREER STATISTICS

SEASON	GP	MP	K	K/G	E	ATT	PCT	A	A/G	SA	SA/G	SE	DIG	D/G	RE	BS	BA	TB	B/G	BE	BHE
2003	26	9	3	0.12	4	31	-.032	172	6.62	6	0.23	3	58	2.23	0	0	4	4	0.15	4	7
2004	35	12	0	0.00	2	9	-.222	5	0.14	7	0.20	5	56	1.60	13	0	0	0	0.00	0	0
2005	45	15	9	0.20	7	19	.105	5	0.11	8	0.18	6	56	1.24	4	0	1	1	0.02	0	1
TOTALS	106	36	12	0.11	13	59	-.017	182	1.72	21	0.20	14	170	1.60	17	0	5	5	0.05	4	8



GAMECOCK LETTERWINNER



Lynae VANDEN HULL

OH ▶▶ 6-2 ▶▶ Sr.-3L
Papillion, Neb.
(Papillion La Vista)

#5

CAREER HIGHS

Kills: 27, Kentucky (10/8/03)
Attacks: 50, 2x, last Kentucky (10/8/03)
Hitting Percentage (Min. 12 Kills): .444
(12-0-27), Mississippi (10/3/03)
Assists: 4, 2x, last Pittsburgh (9/2/05)
Service Aces: 6, Auburn (10/17/04)
Digs: 15, 2x, last Santa Clara (9/18/03)
Block Solos: 1, 7x, last Purdue
(9/10/05)
Block Assists: 7, Santa Clara (9/18/03)
Total Blocks: 7, Santa Clara (9/18/03)

SEC CAREER HIGHS

Kills: 27, Kentucky (10/8/03)
Attacks: 50, Kentucky (10/8/03)
Hitting Percentage (Min. 12 Kills): .444
(12-0-27), Mississippi (10/3/03)
Assists: 3, 2x, last Tennessee
(10/27/04)
Service Aces: 6, Auburn (10/17/04)
Digs: 13, 2x, last Kentucky (11/5/03)
Block Solos: 1, 3x, last Alabama
(10/15/04)
Block Assists: 4, 5x, last Kentucky
(10/31/04)
Total Blocks: 4, 5x, last Kentucky
(10/31/04)



2005 (REDSHIRT JUNIOR): Vanden Hull's season came to an unexpected end prior to the Clemson match (Sept. 13) when she suffered a knee injury ... Named to the SEC Academic Honor Roll ... Tallied 63 kills during South Carolina's first seven matches ... Her kills per game average was 2.74, which ended up being the third highest mark on the team ... Vanden Hull's .242 hitting percentage was fourth for USC ... Was named to the GlaxoKlineSmith All-Tournament Team at North Carolina ... Ripped 10 service aces in 23 games for an average of 0.43 per game, a team best ... Totaled 37 digs and 14 blocks as well ... Began the season with back-to-back double-digit kill efforts against Pittsburgh (Sept. 2) and Florida State (Sept. 2) ... Had one other 10-plus kill performance coming in her final match of the year versus North Carolina (Sept. 10) ... Recorded a season-high six blocks in that match as well, one short of tying her career standard.

2004 (REDSHIRT SOPHOMORE): Selected to the SEC Academic Honor Roll ... Named to the all-tournament team at Wake Forest ... Second on the team in service aces with 28 ... Played in all but one of South Carolina's 27 matches and 86-of-96 games ... Had six double-figure kill matches ... Recorded five matches where she hit over .400 and one match over .500 ... Averaged 2.27 kills per game, third-highest on the team ... Had the team's third highest kills per game average in conference matches with 2.14 ... Vanden Hull's 50 blocks was the fourth-best total for USC ... Hit .233 overall ... Compiled 15 kills against Mississippi (Oct. 8) for a season high ... Recorded a career-high six service aces in a match with Auburn (Oct. 17) ... Tallied 10 digs in a match against Kentucky (Oct. 31) ... Led the team in hitting percentage in three matches: .423 (13-2-26) versus Wake Forest (Sept. 3), .429 (14-2-28) versus Connecticut (Sept. 4) and .429 (14-2-28) against Michigan State (Sept. 18) ... Fell one short of a career-high with six blocks in USC's match with Notre Dame (Sept. 19).

2003 (REDSHIRT FRESHMAN): Named the SEC Co-Freshman of the Year ... Was also listed on the SEC Academic Honor Roll

... Led the team in kills with 314 and kills per game at 2.93 ... Also had a team-leading 42 service aces ... Recorded 191 digs for 1.79 per game ... Ranked seventh in aces among conference leaders ... In SEC matches only, she was ranked 10th in hitting percentage at .295 ... Finished sixth in aces per game with 0.44 ... Had seven double-double matches ... Reached double-figures in kills in 17 matches, including three matches where she reached at least 20 ... Was in double digits in the kill column for eight consecutive contests beginning with Notre Dame (Sept. 14) and ending after the Mississippi match (Oct. 3) ... Had seven matches where she reached double-figures in digs ... Five of those came during a seven-match stretch ... Led the team in kills in 10 matches ... Played in all 30 of the Gamecocks' matches and 107-of-111 games ... Recorded a career-high 27 kills in a match against Kentucky (10/8) ... Established her career standard in hitting at .444 (12-0-27) against Mississippi (Oct. 3) ... Hit over .400 in five matches ... Recorded a



career-high 15 digs against Notre Dame (Sept. 14) and tied it in South Carolina's next match with Santa Clara (Sept. 18) ... Had a team season-high five aces in the Santa Clara match (Sept. 18) ... Also recorded seven blocks against Santa Clara, the best of her career.

2002 (FRESHMAN): Took a redshirt during her first year at South Carolina.

HIGH SCHOOL: Attended Papillion La Vista High School in Papillion, Neb. ... Was coached by Gwen Egbert ... A two-sport athlete, competing in volleyball and basketball ... Was a member of the 2000 and 2001 class A Nebraska volleyball state champion teams ... In 2001, the team was ranked 11th in the nation by StudentSports.com ... Honorable mention all-state in Nebraska ... Named to the 2001 Omaha Metro Team ... Honorable mention All-America in volleyball by StudentSports.com ... Earned a spot on the all-tournament team in the 2001 Nebraska High School State Championships.

PERSONAL: Is a marketing major ... Full name is Lynae Vanden Hull ... Parents are Curt and Susan Vanden Hull ... Played for the Nebraska Juniors club team ... Was also recruited by Texas Tech, Nebraska, Montana and Colorado State ... Was a member of National Honor Society ... Hobbies include boating, water skiing and playing basketball.



CAREER STATISTICS

SEASON	GP	MP	K	K/G	E	ATT	PCT	A	A/G	SA	SA/G	SE	DIG	D/G	RE	BS	BA	TB	B/G	BE	BHE
2003	107	30	314	2.93	100	847	.253	27	0.25	42	0.39	57	191	1.79	2	2	55	57	0.53	0	11
2004	86	26	195	2.27	69	541	.233	24	0.28	28	0.33	25	84	0.98	7	2	48	50	0.58	4	9
2005	23	7	63	2.74	23	165	.242	12	0.52	10	0.43	9	37	1.61	4	3	11	14	0.61	0	5
TOTALS	216	63	572	2.65	192	1553	.245	63	0.29	80	0.37	91	312	1.44	13	7	114	121	0.56	4	25

SEC CAREER STATISTICS

SEASON	GP	MP	K	K/G	E	ATT	PCT	A	A/G	SA	SA/G	SE	DIG	D/G	RE	BS	BA	TB	B/G	BE	BHE
2003	55	16	183	3.33	49	454	.295	17	0.31	24	0.44	25	107	1.95	1	1	35	36	0.65	0	6
2004	50	16	107	2.14	44	309	.204	11	0.22	16	0.32	14	49	0.98	1	2	25	27	0.54	0	8
TOTALS	105	32	290	2.76	93	763	.258	28	0.27	40	0.38	39	156	1.49	2	3	60	63	0.60	0	14



GAMECOCK NEWCOMERS



**Sarah
CLINE #4**

**DS ▶ 5-7 ▶ Fr.-HS
Rock Hill, S.C.
(Northwestern)**

HIGH SCHOOL: Named the South Carolina High School Volleyball State 4A Region 3 Player of the Year in 2005 ... Also earned a place on the all-state team as a senior ... Nabbed a spot on the South Carolina 4A All-Region 3 Team following her junior season ... Her club team, Carolina Juniors 18 Slam coached by Jen Adeva, won the 2006 USA Volleyball Junior Olympics 18-Under Tournament ... Named to the USA Volleyball Junior Olympics 18-Under National All-Tournament Team ... Served as the captain for Northwestern High School's volleyball team as a junior and senior ... Won the 2006 Tommy Miller Award ... Garnered recognition from USA Volleyball when she was chosen for the all-region team in 2006 ... Graduated with highest honors from Northwestern High ... A member of National Honor Society.

PERSONAL: Plans to major in exercise science at South Carolina ... Full name is Sarah Kathryn Cline ... Born June 16, 1988, in Lancaster, S.C. ... Her parents are David and Laura Cline ... Has an older brother, Andrew, who is a junior at South Carolina.



**Christine
HAUER #11**

**MB ▶ 5-11 ▶ Fr.-HS
Aiken, S.C.
(Aiken)**

HIGH SCHOOL: Was coached by Gylton DaMatta, Chee Lee, Cindy Tucci and Rachel Julian Kapps ... Led Aiken High School to the 2005 4A Regional State Championship ... A three-year letterwinner in volleyball ... Named Aiken's Most Valuable Player her senior season ... Was a member of the South Carolina Volleyball All-Star Team while playing for the North-South Team ... Picked as the No. 1 player in her region for the squad ... Also tabbed MVP for her Junior Olympic team as a sophomore, junior and senior ... Earned Junior Olympics Regional First Team accolades as a senior ... Served as her high school team's captain her senior year ... Named to the all-state and all-region teams in 2004 and 2005 ... Hauer was on the 2005 USA Volleyball Open Championship team named BAMESO ... Participated in the Newberry International Ambassadors Program to Brazil.

PERSONAL: Hauer plans to major in international business ... Was born Oct. 19, 1987, in Manchester, Conn. ... Her parents are Kim Alan and Kathryn Hauer ... Has one brother, Patrick.



**Ivana
KUJUNDZIC #1**

**MB ▶ 6-1 ▶ Fr.-HS
Subotica, Serbia
(Bosa Milicevic)**

HIGH SCHOOL: Was a late addition to the Gamecocks' volleyball roster, officially joining the University in late July ... Played for the highly respected Spartak Volleyball Club in her hometown of Subotica, Serbia ... Attended the Bosa Milicevic Secondary School of Economics ... Has a vast amount of volleyball knowledge and is expected to see significant playing time for South Carolina at the middle blocker position.

PERSONAL: May decide to major in psychology ... Kujundzic's date of birth is Sept. 7, 1987 ... Her parents are Josip and Stanka Kujundzic.



**Meredith
MOORHEAD #13**

**OH ▶ 6-1 ▶ Fr.-HS
Charlotte, N.C.
(Providence Senior)**

HIGH SCHOOL: Played for Providence High School in Charlotte, N.C., for coach Zoe Bell ... Was a 2005 Prepvolleyball.com All-America selection ... The Web site also listed Moorhead as one of its Top 100 Senior Aces ... Helped her school win the 2002, 2004 and 2005 state 4A championship ... An all-state performer her junior and senior years ... Tabbed the 2005 *Charlotte Observer* Player of the Year ... Her club team, Carolina Juniors 18 Slam, won the 2006 USA Volleyball Junior Olympics 18-Under tournament ... Named the USA Volleyball Junior Olympic 18-Under National Tournament MVP ... Earned recognition from Mecklenburg County as its Player of the Year and she made the all-county squad ... Took home MVP honors from the 2005 4A state championship ... Received the same accolade following the Southwestern 4A Conference Tournament ... Was the Most Valuable Player at the North Carolina Great 8 Tournament ... A nominee for the Wendy's High School Heisman her senior season ... Garnered Providence High School Player of the Week honors from the *News-Record* as a senior ... Voted by her classmates as Most Athletic her senior year ... Moorhead was a member of Providence High's A/B Honor Roll all four years of school.

PERSONAL: Plans to major in psychology and be pre-medical ... Was born in Columbia, S.C., on Feb. 15, 1988 ... Her parents are Scott and Sharie Moorhead ... Has one sister, Margaret ... Her full name is Meredith Erin Moorhead.

MATCH-BY-MATCH STATISTICS



COLE'S CAREER MATCH-BY-MATCH STATISTICS

2005 STATISTICS

DATE	OPPONENT	GP	K	E	ATT	PCT	A	SA	SE	RE	DIG	BS	BA	TB	BE	BHE
Sept. 2	Pittsburgh	4	15	7	33	.242	0	0	0	0	3	1	2	3	1	0
Sept. 2	Florida State	4	18	7	35	.314	2	0	0	0	3	1	4	5	1	0
Sept. 3	Mercer	3	16	3	27	.481	1	0	0	0	3	3	3	6	0	0
Sept. 6	Charlotte	3	17	6	36	.306	1	0	0	0	2	2	3	5	1	1
Sept. 9	Coastal Carolina	3	12	1	21	.524	0	0	0	0	0	0	2	2	0	0
Sept. 10	Purdue	3	10	6	24	.167	0	0	0	0	2	0	1	1	0	0
Sept. 10	North Carolina	4	20	6	45	.311	3	0	3	0	3	0	2	2	0	0
Sept. 13	Clemson	3	16	3	31	.419	1	1	0	0	3	1	1	2	0	1
Sept. 15	Charleston	3	18	6	47	.255	0	0	0	0	5	0	3	3	0	0
Sept. 16	Houston	4	25	7	53	.340	0	0	2	0	10	0	2	2	2	0
Sept. 23	LSU	5	22	9	55	.236	2	5	4	1	16	0	4	4	0	0
Sept. 25	Arkansas	5	20	10	61	.164	7	2	4	0	8	1	4	5	1	0
Sept. 30	Mississippi State	4	11	0	30	.367	2	0	2	1	7	0	3	3	1	0
Oct. 2	Mississippi	3	17	4	30	.433	0	0	1	0	4	0	3	3	0	0
Oct. 7	Georgia	5	20	9	47	.234	0	0	0	0	4	0	1	1	0	0
Oct. 9	Florida	3	11	10	33	.030	1	0	2	0	3	0	3	3	1	0
Oct. 14	Alabama	2	3	5	14	-.143	0	0	0	0	3	0	2	2	1	0
Oct. 16	Auburn	4	9	4	29	.172	1	0	0	0	5	0	5	5	0	1
Oct. 23	Kentucky	4	18	8	47	.213	1	0	0	1	4	2	3	5	1	0
Oct. 26	Tennessee	4	22	7	48	.312	2	0	0	0	8	0	6	6	2	0
Oct. 28	Florida	3	13	3	30	.333	0	0	0	0	2	0	3	3	1	0
Oct. 30	Georgia	5	17	10	42	.167	1	0	0	0	4	0	1	1	1	0
Nov. 4	Kentucky	3	10	6	26	.154	0	0	0	0	2	0	0	0	0	0
Nov. 9	Tennessee	3	14	2	26	.462	0	0	1	1	3	0	4	4	0	0
Nov. 11	Auburn	4	19	3	38	.421	1	0	0	0	3	2	3	5	0	1
Nov. 13	Alabama	5	15	2	34	.382	1	0	0	0	2	0	1	1	1	0
Nov. 26	Winthrop	3	6	1	15	.333	0	0	0	0	4	0	3	3	0	0
TOTALS		99	414	145	957	.281	27	8	19	4	116	13	72	85	15	4

2004 STATISTICS

DATE	OPPONENT	GP	K	E	ATT	PCT	A	SA	SE	RE	DIG	BS	BA	TB	BE	BHE
Sept. 3	Wake Forest	4	13	12	43	.023	0	1	2	0	2	0	0	0	0	0
Sept. 4	Connecticut	4	22	10	58	.207	1	1	3	0	6	1	3	4	2	0
Sept. 4	Marshall	3	15	3	29	.414	3	3	3	0	6	0	3	3	0	0
Sept. 7	Clemson	3	15	6	40	.225	0	1	2	0	11	0	3	3	0	0
Sept. 10	Duke	3	11	6	36	.139	0	0	3	0	11	1	1	2	0	0
Sept. 11	Northern Illinois	4	17	8	48	.188	0	0	3	0	8	0	2	2	1	0
Sept. 11	Towson	3	8	2	34	.176	0	1	1	0	4	1	4	5	1	0
Sept. 18	Michigan State	5	19	8	36	.306	0	1	4	1	6	1	6	7	0	1
Sept. 19	Notre Dame	4	17	7	42	.238	1	2	2	0	14	1	2	3	0	0
Sept. 24	Mississippi State	3	15	10	39	.128	1	2	1	0	6	0	3	3	0	0
Sept. 26	Mississippi	3	14	5	31	.290	0	1	2	0	6	0	3	3	0	0
Sept. 29	Tennessee	3	7	10	27	-.111	1	2	2	0	3	0	2	2	0	0
Oct. 1	Kentucky	5	17	6	42	.262	0	2	5	0	5	0	6	6	0	0
Oct. 8	Mississippi	4	18	11	37	.189	1	2	1	1	5	0	8	8	0	0
Oct. 10	Mississippi State	3	10	2	16	.500	0	0	0	0	1	0	2	2	0	0
Oct. 15	Alabama	3	7	3	21	.190	0	1	2	0	3	0	4	4	2	0
Oct. 17	Auburn	3	14	3	29	.379	1	0	0	0	2	1	3	4	0	1
Oct. 22	Georgia	4	16	7	42	.214	0	0	0	0	4	1	3	4	0	0
Oct. 24	Florida	3	11	6	32	.156	4	1	2	2	6	0	2	2	0	1
Oct. 27	Tennessee	4	13	7	42	.143	0	1	1	0	3	0	5	5	1	0
Oct. 31	Kentucky	5	19	5	38	.368	0	0	2	0	2	0	3	3	0	0
Nov. 5	LSU	4	19	7	39	.308	0	1	2	0	4	0	0	0	1	0
Nov. 7	Arkansas	3	14	8	33	.182	1	2	1	0	2	0	4	4	0	0
Nov. 12	Florida	3	13	10	36	.083	0	0	0	0	0	0	0	0	0	0
Nov. 14	Georgia	1	0	1	2	-.500	0	0	0	0	0	0	0	0	0	0
Nov. 19	Florida	3	11	6	32	.156	0	0	1	0	7	0	1	1	0	0
Nov. 27	North Carolina	4	24	9	72	.208	2	1	2	0	14	0	1	1	1	0
TOTALS		94	379	178	976	.206	16	26	47	4	141	7	74	81	9	3



MATCH-BY-MATCH STATISTICS

2003 STATISTICS

DATE	OPPONENT	GP	K	E	ATT	PCT	A	SA	SE	RE	DIG	BS	BA	TB	BE	BHE
Aug. 29	Northern Iowa	3	8	4	20	.200	0	0	0	0	0	1	1	2	0	0
Aug. 30	Southern California	3	7	7	23	.000	0	0	0	0	0	0	1	1	0	0
Aug. 30	Ball State	3	2	4	9	-.222	0	0	1	0	2	0	0	0	1	0
Sept. 5	Michigan State	4	11	5	25	.240	1	0	0	0	1	0	0	0	3	0
Sept. 7	North Carolina	1	0	1	1	-1.000	0	0	0	0	0	0	0	0	0	0
Sept. 9	Clemson	2	3	3	9	.000	0	0	0	0	1	0	0	0	1	0
Sept. 12	Utah	2	6	1	15	.333	0	0	0	0	0	0	2	2	1	2
Sept. 13	Indiana	5	18	5	34	.382	0	0	0	0	6	1	1	2	0	0
Sept. 14	Notre Dame	4	12	4	34	.235	2	0	0	1	2	0	2	2	1	0
Sept. 18	Santa Clara	5	10	3	23	.304	1	0	0	0	2	0	3	3	2	0
Sept. 19	Duke	3	6	5	17	.059	0	0	0	0	3	0	0	0	0	1
Sept. 20	George Washington	5	8	8	25	.000	0	0	0	0	1	0	1	1	0	0
Sept. 26	LSU	3	9	6	27	.111	1	0	0	0	3	0	5	5	0	0
Sept. 28	Arkansas	3	10	4	18	.333	0	0	0	0	0	0	0	0	1	0
Oct. 3	Mississippi	3	9	6	25	.120	0	0	0	0	1	0	2	2	0	0
Oct. 5	Mississippi State	3	9	5	24	.167	0	0	0	0	0	0	2	2	1	0
Oct. 8	Kentucky	5	19	12	44	.159	1	0	4	0	6	0	2	2	0	0
Oct. 10	Tennessee	3	13	8	35	.143	0	0	0	0	4	1	0	1	1	0
Oct. 17	Arkansas	3	8	2	17	.353	0	0	0	0	3	0	1	1	1	0
Oct. 19	LSU	4	3	3	10	.000	0	0	0	0	0	0	0	0	0	0
Oct. 24	Georgia	4	6	11	26	-.192	0	0	0	0	3	0	2	2	1	0
Oct. 26	Florida	3	2	5	16	-.188	0	0	0	0	1	1	1	2	0	0
Oct. 31	Auburn	3	8	3	18	.278	0	0	0	0	0	0	2	2	1	0
Nov. 2	Alabama	4	13	5	25	.320	0	0	0	0	1	0	1	1	1	0
Nov. 5	Kentucky	4	16	7	35	.257	0	0	0	0	0	1	1	2	0	0
Nov. 9	Tennessee	4	17	4	34	.382	0	0	0	0	5	1	0	1	0	0
Nov. 14	Florida	3	12	5	30	.233	0	0	0	0	5	0	3	3	1	0
Nov. 16	Georgia	4	12	6	32	.188	0	0	1	0	2	0	2	2	0	0
Nov. 21	Alabama	3	8	8	23	.000	1	0	0	0	1	0	3	3	0	0
Nov. 29	North Carolina	3	14	5	33	.273	0	0	2	0	2	0	4	4	0	0
TOTALS		102	279	155	707	.175	7	0	8	1	55	6	42	48	17	3

CONCEPCION'S CAREER MATCH-BY-MATCH STATISTICS

2005 STATISTICS

DATE	OPPONENT	GP	K	E	ATT	PCT	A	SA	SE	RE	DIG	BS	BA	TB	BE	BHE
Sept. 2	Pittsburgh	4	1	0	1	1.000	0	4	0	1	8	0	0	0	0	0
Sept. 2	Florida State	4	0	1	1	-1.000	1	0	0	0	6	0	0	0	0	0
Sept. 3	Mercer	3	0	0	0	.000	1	1	1	1	5	0	0	0	0	0
Sept. 6	Charlotte	3	0	0	0	.000	3	0	0	1	3	0	0	0	0	0
Sept. 9	Coastal Carolina	3	0	0	0	.000	1	0	0	0	7	0	0	0	0	0
Sept. 10	Purdue	3	0	0	0	.000	0	2	0	1	4	0	0	0	0	0
Sept. 10	North Carolina	4	1	0	1	1.000	3	1	1	0	18	0	0	0	0	1
Sept. 13	Clemson	3	0	0	0	.000	1	0	0	2	4	0	0	0	0	0
Sept. 15	Charleston	1	0	0	0	.000	0	0	0	0	0	0	0	0	0	0
Sept. 16	Houston	4	0	0	0	.000	3	1	2	1	18	0	0	0	0	0
Sept. 23	LSU	5	0	0	0	.000	1	0	0	3	17	0	0	0	0	0
Sept. 25	Arkansas	5	0	0	0	.000	0	1	1	6	21	0	0	0	0	0
Sept. 30	Mississippi State	4	0	1	1	-1.000	2	1	0	1	14	0	0	0	0	0
Oct. 2	Mississippi	3	0	0	0	.000	0	0	0	3	18	0	0	0	0	1
Oct. 7	Georgia	5	0	0	0	.000	2	0	0	1	17	0	0	0	0	0
Oct. 9	Florida	3	0	0	0	.000	1	0	1	1	8	0	0	0	0	0
Oct. 14	Alabama	3	0	0	0	.000	1	0	0	3	6	0	0	0	0	0
Oct. 16	Auburn	4	0	0	0	.000	0	1	0	0	10	0	0	0	0	2
Oct. 23	Kentucky	4	0	0	0	.000	0	1	0	3	12	0	0	0	0	0
Oct. 26	Tennessee	4	0	0	0	.000	1	0	1	0	2	0	0	0	0	0
Oct. 28	Florida	3	0	0	0	.000	1	0	0	1	1	0	0	0	0	0
Oct. 30	Georgia	5	0	0	0	.000	0	2	1	1	9	0	0	0	0	0
Nov. 4	Kentucky	3	0	0	0	.000	0	0	0	1	3	0	0	0	0	0
Nov. 9	Tennessee	3	0	0	1	.000	0	0	0	1	2	0	0	0	0	0
Nov. 11	Auburn	4	0	1	1	-1.000	0	2	0	0	4	0	0	0	0	0
Nov. 13	Alabama	5	1	0	1	1.000	0	0	1	0	13	0	0	0	0	0
Nov. 26	Winthrop	3	0	0	0	.000	1	0	0	0	8	0	0	0	0	0
TOTALS		98	3	3	7	.000	23	17	9	32	238	0	0	0	0	4

MATCH-BY-MATCH STATISTICS



JOHNSON'S CAREER MATCH-BY-MATCH STATISTICS

2005 STATISTICS

DATE	OPPONENT	GP	K	E	ATT	PCT	A	SA	SE	RE	DIG	BS	BA	TB	BE	BHE
Sept. 2	Florida State	3	1	1	3	.000	0	0	0	0	1	2	2	4	0	0
Sept. 3	Mercer	2	0	1	3	-.333	0	0	0	0	0	0	2	2	0	0
Sept. 6	Charlotte	3	4	1	8	.375	0	0	0	0	0	0	5	5	1	0
Sept. 9	Coastal Carolina	3	2	3	7	-.143	0	0	0	0	0	0	2	2	1	0
Sept. 13	Clemson	1	0	1	1	-1.000	0	0	0	0	0	0	1	1	1	0
Sept. 15	Charleston	1	0	0	0	.000	0	0	0	0	0	0	0	0	0	0
Sept. 23	LSU	2	1	0	2	.500	0	0	0	0	0	2	0	2	0	0
Sept. 25	Arkansas	4	6	1	8	.625	0	0	0	0	1	2	5	7	1	0
Oct. 7	Georgia	1	0	0	0	.000	0	0	0	0	0	0	0	0	0	0
Oct. 16	Auburn	1	1	0	1	1.000	0	0	0	0	0	0	1	1	0	0
Oct. 23	Kentucky	4	1	1	3	.000	0	0	0	0	1	0	2	2	0	0
Oct. 26	Tennessee	1	0	0	0	.000	0	0	0	1	0	0	0	0	0	0
Oct. 28	Florida	3	1	1	6	.000	0	0	0	0	1	1	3	4	1	0
Oct. 30	Georgia	5	2	4	13	-.154	0	0	1	0	1	0	2	2	0	0
Nov. 4	Kentucky	1	1	0	2	.500	0	1	1	0	0	0	0	0	0	0
Nov. 9	Tennessee	3	2	0	4	.500	0	0	1	0	1	0	7	7	0	0
Nov. 11	Auburn	4	4	0	11	.364	1	0	0	0	0	0	2	2	0	0
Nov. 13	Alabama	5	4	1	8	.375	0	1	2	0	4	2	5	7	1	0
Nov. 26	Winthrop	3	0	2	7	-.286	0	1	1	0	2	1	6	7	1	0
TOTALS		50	30	17	87	.149	1	3	6	1	12	10	45	55	7	0

2004 STATISTICS

DATE	OPPONENT	GP	K	E	ATT	PCT	A	SA	SE	RE	DIG	BS	BA	TB	BE	BHE
Sept. 4	Connecticut	2	1	0	2	.500	0	0	0	0	0	0	0	0	2	0
Sept. 10	Duke	1	0	0	0	.000	0	0	0	0	0	0	0	0	0	0
Sept. 11	Northern Illinois	2	1	0	1	1.000	0	0	0	0	0	0	0	0	0	0
Oct. 1	Kentucky	2	3	2	7	.143	0	0	0	0	0	0	1	1	0	0
Oct. 8	Mississippi	3	2	1	4	.250	0	0	0	0	1	0	3	3	0	0
Oct. 15	Alabama	2	0	1	1	-1.000	0	0	0	0	0	0	0	0	0	0
Oct. 17	Auburn	3	7	1	8	.750	0	0	0	0	0	1	0	1	0	0
Oct. 27	Tennessee	2	1	1	4	.000	0	0	0	0	0	0	2	2	0	0
Nov. 5	LSU	1	1	0	2	.500	0	0	0	0	0	0	0	0	0	0
Nov. 12	Florida	1	0	0	1	.000	0	0	0	0	0	0	2	2	0	0
Nov. 14	Georgia	1	0	0	1	.000	0	0	0	0	0	0	0	0	0	0
Nov. 19	Florida	3	2	1	5	.200	0	0	0	0	1	0	2	2	0	0
Nov. 27	North Carolina	4	3	1	10	.200	0	0	0	0	0	1	5	6	2	0
TOTALS		27	21	8	46	.283	0	0	0	0	2	2	15	17	4	0

LORENZI'S CAREER MATCH-BY-MATCH STATISTICS

2005 STATISTICS

DATE	OPPONENT	GP	K	E	ATT	PCT	A	SA	SE	RE	DIG	BS	BA	TB	BE	BHE
Sept. 2	Florida State	1	0	0	0	.000	0	0	0	0	0	0	0	0	0	1
Sept. 3	Mercer	2	0	0	1	.000	16	0	0	0	2	1	0	1	0	1
Sept. 9	Coastal Carolina	2	1	0	3	.333	9	0	0	0	4	0	0	0	0	1
Sept. 10	Purdue	3	0	0	2	.000	4	0	0	0	3	0	0	0	0	0
Sept. 10	North Carolina	4	0	2	2	-1.000	13	0	1	0	8	0	0	0	0	2
Sept. 13	Clemson	3	0	0	0	.000	5	0	0	0	3	0	0	0	0	1
Sept. 15	Charleston	2	0	0	0	.000	1	0	0	1	2	0	0	0	0	0
Sept. 16	Houston	1	0	0	0	.000	0	0	1	0	1	0	0	0	0	0
Sept. 23	LSU	5	0	1	2	-.500	9	0	1	1	1	0	0	0	0	0
Sept. 25	Arkansas	5	0	1	2	-.500	15	0	0	0	4	0	1	1	0	0
Sept. 30	Mississippi State	4	0	0	0	.000	12	0	0	0	5	0	0	0	0	2
Oct. 2	Mississippi	3	0	0	0	.000	10	0	0	0	1	0	0	0	0	0
Oct. 7	Georgia	5	0	0	0	.000	13	0	0	0	8	0	0	0	0	0
Oct. 9	Florida	3	0	0	0	.000	12	0	0	0	3	0	0	0	0	1
Oct. 14	Alabama	3	1	1	2	.000	21	0	0	0	4	2	0	2	0	2
Oct. 16	Auburn	4	0	1	4	-.250	38	1	2	0	3	0	2	2	0	9
Oct. 23	Kentucky	4	2	0	5	.400	29	1	1	0	6	0	0	0	0	2
Oct. 26	Tennessee	4	2	0	5	.400	41	1	0	0	9	0	2	2	0	3
Oct. 28	Florida	3	0	0	1	.000	28	1	0	0	12	0	1	1	1	4
Oct. 30	Georgia	5	1	1	7	.000	52	1	1	0	10	0	3	3	0	2
Nov. 4	Kentucky	3	0	0	5	.000	36	0	2	0	2	1	1	2	0	3
Nov. 9	Tennessee	3	0	0	0	.000	14	0	3	1	4	0	0	0	0	2
Nov. 11	Auburn	3	0	1	1	-1.000	5	0	3	0	2	0	0	0	0	1
Nov. 13	Alabama	2	0	0	0	.000	4	0	0	0	2	0	0	0	0	1
TOTALS		77	7	8	42	-.024	387	5	15	3	99	4	10	14	1	38



MATCH-BY-MATCH STATISTICS

MILOSEVIC'S CAREER MATCH-BY-MATCH STATISTICS

2005 STATISTICS

DATE	OPPONENT	GP	K	E	ATT	PCT	A	SA	SE	RE	DIG	BS	BA	TB	BE	BHE
Sept. 2	Pittsburgh	4	11	4	25	.280	3	0	1	3	8	0	3	3	0	0
Sept. 2	Florida State	4	5	2	24	.125	1	3	2	1	7	0	1	1	0	0
Sept. 3	Mercer	3	13	6	27	.259	0	1	3	1	3	0	1	1	0	0
Sept. 6	Charlotte	3	7	1	19	.316	6	0	1	0	12	0	0	0	0	0
Sept. 9	Coastal Carolina	2	8	0	16	.500	0	1	0	1	5	0	0	0	1	0
Sept. 10	Purdue	3	5	4	15	.067	4	0	0	1	9	0	0	0	0	0
Sept. 10	North Carolina	1	2	2	7	.000	0	0	0	0	1	0	1	1	0	0
Sept. 13	Clemson	3	8	5	26	.115	2	0	0	0	3	0	0	0	0	0
Sept. 15	Charleston	3	8	0	31	.258	5	1	0	1	13	0	1	1	0	0
Sept. 16	Houston	4	6	3	21	.143	8	0	2	3	10	0	3	3	0	1
Sept. 23	LSU	5	7	5	25	.080	3	0	1	1	5	0	2	2	0	3
Sept. 25	Arkansas	5	9	5	31	.129	5	0	2	0	8	0	3	3	0	0
Sept. 30	Mississippi State	4	4	2	12	.167	4	1	2	3	1	1	4	5	0	0
Oct. 2	Mississippi	3	8	3	19	.263	3	3	2	1	2	0	2	2	0	1
Oct. 7	Georgia	5	6	6	32	.000	2	2	1	0	5	0	3	3	0	0
Oct. 9	Florida	3	6	0	10	.600	0	1	1	0	1	0	0	0	1	0
Oct. 14	Alabama	3	10	2	21	.381	1	1	1	3	1	0	0	0	0	0
Oct. 16	Auburn	4	13	5	33	.242	0	3	1	0	4	0	2	2	0	0
Oct. 23	Kentucky	4	13	8	39	.128	1	1	2	0	3	0	0	0	0	0
Oct. 26	Tennessee	4	9	3	21	.286	0	3	1	4	12	0	0	0	0	0
Oct. 28	Florida	3	13	9	32	.125	1	0	2	0	3	0	1	1	0	0
Oct. 30	Georgia	5	28	6	54	.407	0	0	1	0	12	1	0	1	2	0
Nov. 4	Kentucky	3	10	5	30	.167	0	0	0	0	6	1	0	1	0	0
Nov. 9	Tennessee	3	15	9	42	.143	0	1	1	0	11	1	0	1	0	0
Nov. 11	Auburn	4	13	8	40	.125	0	2	3	1	11	0	0	0	0	1
Nov. 13	Alabama	5	18	6	39	.308	0	1	4	2	10	1	1	2	0	0
Nov. 26	Winthrop	3	11	1	23	.435	0	4	2	0	4	0	2	2	0	0
TOTALS		96	266	110	714	.218	49	29	36	26	170	5	30	35	4	6

SALTERS' CAREER MATCH-BY-MATCH STATISTICS

2005 STATISTICS

DATE	OPPONENT	GP	K	E	ATT	PCT	A	SA	SE	RE	DIG	BS	BA	TB	BE	BHE
Sept. 3	Mercer	1	0	1	1	-1.000	0	0	0	0	0	0	2	2	0	0
Sept. 10	North Carolina	4	4	2	12	.167	0	0	0	0	1	1	10	11	2	0
Sept. 13	Clemson	3	0	2	3	-.667	0	0	0	0	2	0	2	2	0	0
Sept. 15	Charleston	1	0	0	1	.000	0	0	0	0	0	1	2	3	0	0
Sept. 23	LSU	1	0	0	0	.000	0	0	0	0	0	0	0	0	1	0
Oct. 9	Florida	1	1	1	5	.000	0	0	0	0	0	0	0	0	0	1
Oct. 28	Florida	3	5	6	17	-.059	0	0	0	0	1	0	5	5	0	0
Oct. 30	Georgia	5	8	6	22	.091	0	0	0	0	3	0	3	3	0	0
Nov. 4	Kentucky	3	4	3	11	.091	0	0	0	0	2	0	2	2	0	1
Nov. 9	Tennessee	3	2	3	7	-.143	0	0	0	0	0	0	6	6	1	1
Nov. 11	Auburn	4	6	3	12	.250	1	0	0	1	1	1	9	10	1	0
Nov. 13	Alabama	5	8	3	21	.238	0	0	0	0	0	0	1	1	1	0
Nov. 26	Winthrop	3	8	3	14	.357	1	0	0	0	2	0	6	6	0	0
TOTALS		37	46	33	126	.103	2	0	0	1	12	3	48	51	6	3

SANTOS' CAREER MATCH-BY-MATCH STATISTICS

2005 STATISTICS

DATE	OPPONENT	GP	K	E	ATT	PCT	A	SA	SE	RE	DIG	BS	BA	TB	BE	BHE
Sept. 2	Pittsburgh	4	8	2	17	.353	45	2	2	0	4	0	1	1	0	2
Sept. 2	Florida State	4	9	2	20	.350	42	1	4	0	3	0	4	4	2	5
Sept. 3	Mercer	3	6	1	9	.556	24	1	1	0	0	0	3	3	1	0
Sept. 6	Charlotte	3	9	0	13	.692	28	4	1	0	8	0	4	4	0	3
Sept. 9	Coastal Carolina	3	6	1	13	.385	30	4	0	0	6	2	2	4	0	2
Sept. 10	Purdue	3	2	3	8	-.125	27	0	1	0	2	1	1	2	2	4
Sept. 10	North Carolina	4	14	6	28	.286	40	2	2	0	13	2	3	5	0	2
Sept. 13	Clemson	3	7	4	18	.167	21	0	2	0	8	1	4	5	0	0
Sept. 15	Charleston	3	9	0	11	.818	37	0	1	0	8	0	0	0	2	4
Sept. 16	Houston	4	12	0	24	.500	57	2	4	0	13	0	7	7	1	1
Sept. 23	LSU	5	5	1	14	.286	40	0	2	0	14	0	3	3	4	0

MATCH-BY-MATCH STATISTICS



DATE	OPPONENT	GP	K	E	ATT	PCT	A	SA	SE	RE	DIG	BS	BA	TB	BE	BHE
Sept. 25	Arkansas	5	9	2	21	.333	39	1	5	0	23	1	1	2	3	1
Sept. 30	Mississippi State	4	13	5	27	.296	27	0	3	0	4	1	3	4	0	0
Oct. 2	Mississippi	3	3	2	14	.071	29	0	0	1	9	0	3	3	0	3
Oct. 7	Georgia	5	10	8	33	.061	44	1	1	0	9	0	4	4	1	1
Oct. 9	Florida	3	4	7	14	-.214	17	1	0	0	5	0	1	1	2	3
Oct. 14	Alabama	3	13	2	28	.393	15	1	1	1	8	0	1	1	0	0
Oct. 16	Auburn	3	9	3	21	.286	2	4	1	1	7	0	3	3	0	2
Oct. 23	Kentucky	4	13	6	31	.226	22	2	4	1	9	0	4	4	1	0
Oct. 26	Tennessee	4	14	9	40	.125	3	2	3	3	13	0	1	1	0	0
Oct. 28	Florida	3	5	5	20	.000	7	0	0	2	8	0	3	3	0	0
Oct. 30	Georgia	5	15	8	44	.159	9	0	4	1	21	0	1	1	0	0
Nov. 4	Kentucky	2	4	4	11	.000	1	0	1	0	3	0	1	1	0	0
Nov. 9	Tennessee	3	4	4	14	.000	25	2	0	1	7	0	4	4	1	2
Nov. 11	Auburn	4	8	3	21	.238	40	0	3	0	12	0	4	4	2	2
Nov. 13	Alabama	5	6	5	20	.050	48	0	3	0	10	0	2	2	1	2
Nov. 26	Winthrop	3	2	1	7	.143	28	2	2	0	4	1	5	6	1	2
TOTALS		98	219	94	541	.231	747	32	51	11	231	9	73	82	24	41

2004 STATISTICS

DATE	OPPONENT	GP	K	E	ATT	PCT	A	SA	SE	RE	DIG	BS	BA	TB	BE	BHE
Sept. 3	Wake Forest	4	0	0	1	.000	1	0	0	0	3	0	0	0	0	0
Sept. 4	Connecticut	4	0	0	1	.000	13	0	0	0	5	0	0	0	0	2
Sept. 4	Marshall	3	1	0	1	1.000	12	0	0	0	6	0	1	1	0	0
Sept. 7	Clemson	3	1	0	1	1.000	15	0	1	0	12	0	0	0	0	0
Sept. 10	Duke	3	0	0	2	.000	6	0	1	1	10	0	0	0	0	1
Sept. 11	Northern Illinois	4	0	1	1	-1.000	12	1	1	0	12	0	0	0	0	1
Sept. 11	Towson	3	0	0	0	.000	5	0	2	1	5	0	0	0	0	1
Sept. 18	Michigan State	5	0	0	1	.000	12	1	1	0	4	0	0	0	0	0
Sept. 19	Notre Dame	4	0	0	1	.000	11	0	0	4	1	0	0	0	0	0
Sept. 24	Mississippi State	2	0	0	1	.000	5	0	0	0	2	0	0	0	0	1
Sept. 26	Mississippi	3	0	0	0	.000	7	0	0	0	6	0	0	0	0	0
Sept. 29	Tennessee	3	0	0	1	.000	7	0	0	0	3	0	0	0	0	1
Oct. 1	Kentucky	5	9	5	30	.133	25	1	0	0	13	0	3	3	1	1
Oct. 8	Mississippi	4	11	5	31	.194	25	1	2	1	8	0	3	3	0	1
Oct. 10	Mississippi State	3	6	3	13	.231	14	1	1	0	9	0	1	1	0	3
Oct. 15	Alabama	3	4	2	17	.118	18	0	1	0	8	1	2	3	0	0
Oct. 17	Auburn	3	5	3	16	.125	19	2	1	0	10	0	0	0	0	1
Oct. 22	Georgia	4	4	6	21	-.095	24	2	2	2	11	0	3	3	1	3
Oct. 24	Florida	3	0	0	1	.000	0	0	1	0	2	0	0	0	0	0
Oct. 27	Tennessee	1	0	0	0	.000	0	0	0	0	0	0	0	0	0	0
Oct. 31	Kentucky	2	0	0	0	.000	1	0	0	0	1	0	0	0	0	0
Nov. 5	LSU	4	8	4	16	.250	5	2	2	2	6	0	3	3	1	1
Nov. 7	Arkansas	3	0	2	6	-.333	1	0	0	0	5	0	1	1	0	0
Nov. 12	Florida	3	3	1	9	.222	1	2	0	0	6	0	0	0	0	0
Nov. 14	Georgia	3	5	1	12	.333	3	2	1	3	3	0	1	1	0	0
Nov. 27	North Carolina	4	5	1	19	.211	41	1	1	0	13	0	2	2	0	2
TOTALS		86	62	34	202	.139	283	16	18	14	164	1	20	21	3	19

2003 STATISTICS

DATE	OPPONENT	GP	K	E	ATT	PCT	A	SA	SE	RE	DIG	BS	BA	TB	BE	BHE
Aug. 29	Northern Iowa	3	1	0	3	.333	0	1	0	1	10	0	0	0	0	0
Aug. 30	Southern California	3	0	1	1	-1.000	0	0	0	2	7	0	0	0	0	0
Aug. 30	Ball State	5	0	0	1	.000	1	0	0	0	12	0	0	0	0	0
Sept. 5	Michigan State	4	0	1	2	-.500	2	0	0	2	12	0	0	0	0	0
Sept. 7	North Carolina	4	0	0	2	.000	3	0	0	2	12	0	0	0	0	0
Sept. 9	Clemson	4	1	0	2	.500	3	0	0	0	22	0	0	0	0	0
Sept. 12	Utah	2	1	0	5	.200	0	0	1	4	3	0	0	0	0	0
Sept. 14	Notre Dame	1	0	0	0	.000	0	0	0	0	0	0	0	0	0	0
Sept. 18	Santa Clara	5	9	2	25	.280	0	2	2	1	10	0	1	1	0	1
Sept. 19	Duke	3	11	3	30	.267	1	1	1	2	9	0	2	2	2	0
Sept. 20	George Washington	5	10	6	30	.133	1	1	1	4	12	0	1	1	0	1
Sept. 26	LSU	3	9	2	23	.304	1	2	2	2	12	2	0	2	0	0
Sept. 28	Arkansas	3	1	11	15	-.667	0	0	0	3	6	0	0	0	0	0
Oct. 3	Mississippi	3	9	3	18	.333	1	0	0	1	13	0	0	0	0	0
Oct. 5	Mississippi State	3	7	4	17	.176	1	1	1	1	6	0	1	1	1	0
Oct. 8	Kentucky	5	7	4	25	.120	2	0	1	4	12	0	1	1	1	0
Oct. 10	Tennessee	3	2	4	17	-.118	0	3	0	2	4	0	1	1	0	0
Oct. 17	Arkansas	3	4	5	12	-.083	1	1	0	3	7	0	1	1	0	1
Oct. 19	LSU	3	1	1	2	.000	0	1	1	1	4	0	0	0	0	0
Oct. 24	Georgia	4	0	1	5	-.200	0	0	1	2	7	0	0	0	0	0



MATCH-BY-MATCH STATISTICS

DATE	OPPONENT	GP	K	E	ATT	PCT	A	SA	SE	RE	DIG	BS	BA	TB	BE	BHE
Oct. 26	Florida	3	2	1	10	.100	1	0	1	3	2	0	0	0	0	0
Oct. 31	Auburn	3	10	2	18	.444	1	1	1	4	6	0	3	3	2	0
Nov. 2	Alabama	4	12	6	24	.250	3	1	4	4	7	0	0	0	0	0
Nov. 5	Kentucky	4	4	5	17	-.059	2	1	4	1	10	0	1	1	0	0
Nov. 9	Tennessee	4	7	6	24	.042	2	0	1	1	11	0	0	0	1	0
Nov. 14	Florida	3	0	0	1	.000	0	0	1	5	3	0	0	0	0	0
Nov. 16	Georgia	4	0	1	5	-.200	0	2	2	2	9	0	0	0	0	0
Nov. 21	Alabama	3	1	0	6	.167	1	0	0	1	4	0	0	0	0	1
Nov. 29	North Carolina	3	1	4	13	-.231	5	0	0	0	7	0	1	1	1	0
TOTALS		100	110	73	353	.105	32	18	25	58	239	2	13	15	8	4

THOMSON'S CAREER MATCH-BY-MATCH STATISTICS

2005 STATISTICS

DATE	OPPONENT	GP	K	E	ATT	PCT	A	SA	SE	RE	DIG	BS	BA	TB	BE	BHE
Sept. 2	Pittsburgh	1	0	0	0	.000	0	0	0	1	0	0	0	0	0	0
Sept. 3	Mercer	3	1	0	1	1.000	1	0	0	0	5	0	0	0	0	0
Sept. 6	Charlotte	2	1	0	1	1.000	1	0	1	0	4	0	0	0	0	0
Sept. 9	Coastal Carolina	1	0	0	0	.000	0	0	0	0	1	0	0	0	0	0
Sept. 10	Purdue	1	0	1	1	-1.000	0	0	0	0	1	0	0	0	0	0
Sept. 15	Charleston	3	1	3	7	-.286	6	0	1	0	14	0	0	0	0	1
Sept. 16	Houston	2	0	0	0	.000	0	0	0	0	3	0	0	0	0	0
Sept. 23	LSU	2	0	1	1	-1.000	0	0	0	2	1	0	0	0	0	0
Sept. 30	Mississippi State	3	0	0	0	.000	1	1	0	0	6	0	0	0	0	0
Oct. 2	Mississippi	3	0	0	0	.000	1	0	1	0	4	0	0	0	0	0
Oct. 7	Georgia	5	1	0	1	1.000	0	1	1	0	12	0	0	0	0	0
Oct. 9	Florida	2	0	1	1	-1.000	0	0	1	0	1	0	0	0	0	0
Oct. 14	Alabama	1	0	0	0	.000	0	0	0	0	0	0	0	0	0	0
Oct. 16	Auburn	2	2	2	4	.000	1	2	0	0	5	0	0	0	0	0
Oct. 23	Kentucky	4	1	0	2	.500	0	0	0	1	5	0	0	0	0	0
Oct. 26	Tennessee	2	0	0	0	.000	0	0	0	0	1	0	0	0	0	0
Oct. 28	Florida	3	0	0	0	.000	0	1	1	0	0	0	0	0	0	0
Oct. 30	Georgia	5	0	0	0	.000	0	0	1	0	1	0	0	0	0	0
Nov. 4	Kentucky	2	3	2	7	.143	0	0	0	1	8	0	1	1	0	0
Nov. 9	Tennessee	2	0	0	0	.000	0	0	1	0	6	0	0	0	0	1
Nov. 11	Auburn	4	1	0	1	1.000	2	2	0	0	3	0	0	0	0	0
Nov. 13	Alabama	5	1	1	2	.000	0	1	0	0	3	0	0	0	0	0
Nov. 26	Winthrop	3	0	0	0	.000	0	1	2	0	5	0	0	0	0	0
TOTALS		61	12	11	29	.034	13	9	10	5	89	0	1	1	0	2

2004 STATISTICS

DATE	OPPONENT	GP	K	E	ATT	PCT	A	SA	SE	RE	DIG	BS	BA	TB	BE	BHE
Sept. 3	Wake Forest	4	1	0	2	.500	0	1	0	1	6	0	0	0	0	1
Sept. 4	Connecticut	4	0	0	1	.000	0	1	1	1	8	0	0	0	0	0
Sept. 4	Marshall	3	1	0	2	.500	0	0	0	2	10	0	0	0	0	0
Sept. 7	Clemson	3	0	0	1	.000	0	5	1	3	9	0	0	0	0	0
Sept. 10	Duke	3	0	0	0	.000	0	0	1	1	5	0	0	0	0	0
Sept. 11	Northern Illinois	1	0	0	0	.000	0	0	2	1	2	0	0	0	0	0
Sept. 11	Towson	3	0	0	0	.000	2	0	0	1	4	0	0	0	0	0
Sept. 18	Michigan State	5	1	0	2	.500	0	0	2	3	8	0	0	0	0	0
Sept. 24	Mississippi State	3	0	2	3	-.667	1	1	0	4	5	0	0	0	0	0
Sept. 26	Mississippi	1	0	0	0	.000	0	0	0	0	1	0	0	0	0	0
Sept. 29	Tennessee	3	0	0	0	.000	0	0	0	1	1	0	0	0	0	0
Oct. 1	Kentucky	5	0	0	1	.000	0	1	1	1	13	0	0	0	0	0
Oct. 8	Mississippi	4	0	0	2	.000	1	1	1	0	6	0	0	0	0	0
Oct. 10	Mississippi State	3	0	0	1	.000	2	1	0	0	7	0	0	0	0	0
Oct. 15	Alabama	3	0	0	0	.000	0	0	1	3	3	0	0	0	0	0
Oct. 17	Auburn	3	0	0	1	.000	0	2	1	0	6	0	0	0	0	0
Oct. 22	Georgia	4	0	0	1	.000	0	1	0	1	6	0	0	0	0	0
Nov. 5	LSU	3	0	0	0	.000	1	0	1	1	4	0	0	0	0	0
Nov. 7	Arkansas	1	0	0	0	.000	0	0	0	0	0	0	0	0	0	0
Nov. 12	Florida	2	0	0	0	.000	0	0	0	2	4	0	0	0	0	0
Nov. 19	Florida	3	2	3	8	-.125	24	0	2	0	3	0	2	2	0	3
Nov. 27	North Carolina	4	1	0	2	.500	2	1	1	2	9	0	0	0	0	1
TOTALS		68	6	5	27	.037	33	15	15	28	120	0	2	2	0	5

MATCH-BY-MATCH STATISTICS



2003 STATISTICS

DATE	OPPONENT	GP	K	E	ATT	PCT	A	SA	SE	RE	DIG	BS	BA	TB	BE	BHE
Aug. 30	Southern California	1	0	0	0	.000	9	0	0	0	3	0	0	0	0	1
Aug. 30	Ball State	1	0	0	0	.000	0	0	0	0	2	0	0	0	0	0
Sept. 9	Clemson	1	0	0	0	.000	0	0	0	0	0	0	0	0	0	0
Sept. 13	Indiana	2	0	0	0	.000	4	0	1	0	3	0	0	0	0	0
Sept. 14	Notre Dame	1	0	0	0	.000	1	0	0	0	0	0	0	0	0	0
Sept. 20	George Washington	2	0	1	1	-1.000	2	0	0	0	0	0	0	0	0	0
Sept. 28	Arkansas	2	0	1	1	-1.000	7	0	0	0	2	0	0	0	0	1
Oct. 5	Mississippi State	1	0	1	1	-1.000	3	1	0	0	0	0	0	0	0	0
Oct. 8	Kentucky	5	0	1	11	-.091	62	4	1	0	16	0	3	3	1	2
Oct. 10	Tennessee	4	0	0	6	.000	37	0	0	0	14	0	1	1	0	3
Oct. 17	Arkansas	2	0	0	2	.000	18	0	0	0	1	0	0	0	1	1
Oct. 19	LSU	4	0	0	0	.000	19	0	2	0	6	0	0	0	0	0
Nov. 9	Tennessee	3	0	0	0	.000	2	0	0	0	3	0	0	0	0	0
Nov. 14	Florida	1	0	0	0	.000	0	0	0	0	5	0	0	0	0	0
Nov. 16	Georgia	4	3	1	10	.200	24	1	0	0	11	0	0	0	2	0
Nov. 21	Alabama	2	0	0	0	.000	5	0	0	0	1	0	0	0	0	0
TOTALS		36	3	5	32	-.062	193	6	4	0	67	0	4	4	4	8

VANDEN HULL'S CAREER MATCH-BY-MATCH STATISTICS

2005 STATISTICS

DATE	OPPONENT	GP	K	E	ATT	PCT	A	SA	SE	RE	DIG	BS	BA	TB	BE	BHE
Sept. 2	Pittsburgh	4	12	4	33	.242	4	0	2	0	7	1	2	3	0	1
Sept. 2	Florida State	4	10	3	31	.226	3	4	1	0	9	0	1	1	0	1
Sept. 3	Mercer	3	9	3	20	.300	1	0	1	1	9	1	1	2	0	2
Sept. 6	Charlotte	3	6	4	20	.100	2	0	2	1	5	0	0	0	0	1
Sept. 9	Coastal Carolina	2	6	3	14	.214	0	4	1	2	3	0	0	0	0	0
Sept. 10	Purdue	3	9	3	19	.316	0	1	1	0	1	1	1	2	0	0
Sept. 10	North Carolina	4	11	3	28	.286	2	1	1	0	3	0	6	6	0	0
TOTALS		23	63	23	165	.242	12	10	9	4	37	3	11	14	0	5

2004 STATISTICS

DATE	OPPONENT	GP	K	E	ATT	PCT	A	SA	SE	RE	DIG	BS	BA	TB	BE	BHE
Sept. 3	Wake Forest	4	13	2	26	.423	0	1	2	2	5	0	1	1	1	0
Sept. 4	Connecticut	4	14	2	28	.429	3	0	3	0	6	0	1	1	0	0
Sept. 4	Marshall	3	6	2	22	.182	4	0	1	0	0	0	2	2	0	0
Sept. 7	Clemson	3	7	2	17	.294	1	3	1	0	1	0	0	0	1	0
Sept. 10	Duke	3	8	6	23	.087	0	0	1	0	1	0	2	2	0	0
Sept. 11	Northern Illinois	4	9	1	20	.400	0	0	0	0	2	0	4	4	0	0
Sept. 11	Towson	3	7	3	18	.222	1	0	1	0	3	0	3	3	0	0
Sept. 18	Michigan State	5	14	2	28	.429	2	3	1	1	5	0	3	3	1	1
Sept. 19	Notre Dame	4	7	1	25	.240	2	4	0	3	6	0	6	6	1	0
Sept. 24	Mississippi State	3	7	2	18	.278	1	0	1	0	3	0	3	3	0	0
Sept. 26	Mississippi	3	10	2	18	.444	2	4	1	1	4	0	2	2	0	1
Sept. 29	Tennessee	3	7	4	18	.167	0	0	0	0	3	0	3	3	0	0
Oct. 1	Kentucky	1	1	0	1	1.000	0	0	0	0	1	0	0	0	0	0
Oct. 8	Mississippi	4	15	4	34	.324	2	0	1	0	1	0	3	3	0	0
Oct. 10	Mississippi State	3	7	0	18	.389	0	3	1	0	1	1	2	3	0	2
Oct. 15	Alabama	3	9	2	22	.318	0	0	2	0	1	1	1	2	0	0
Oct. 17	Auburn	3	8	1	14	.500	0	6	2	0	1	0	1	1	0	1
Oct. 22	Georgia	4	11	6	37	.135	0	0	2	0	1	0	2	2	0	0
Oct. 24	Florida	3	4	4	24	.000	2	0	3	0	8	0	2	2	0	0
Oct. 27	Tennessee	4	6	5	30	.033	3	1	0	0	7	0	0	0	0	1
Oct. 31	Kentucky	5	7	3	23	.174	0	2	0	0	10	0	4	4	0	2
Nov. 5	LSU	4	5	2	14	.214	0	0	0	0	0	0	0	0	0	0
Nov. 7	Arkansas	3	6	2	16	.250	1	0	0	0	2	0	1	1	0	0
Nov. 12	Florida	1	0	1	2	-.500	0	0	0	0	0	0	0	0	0	0
Nov. 14	Georgia	3	4	6	20	-.100	0	0	1	0	6	0	1	1	0	1
Nov. 19	Florida	3	3	4	25	-.040	0	1	1	0	6	0	1	1	0	0
TOTALS		86	195	69	541	.233	24	28	25	7	84	2	48	50	4	9



MATCH-BY-MATCH STATISTICS

2003 STATISTICS

DATE	OPPONENT	GP	K	E	ATT	PCT	A	SA	SE	RE	DIG	BS	BA	TB	BE	BHE
Aug. 29	Northern Iowa	3	6	4	23	.087	0	1	3	0	4	0	1	1	0	0
Aug. 30	Southern California	2	0	3	14	-.214	0	0	0	0	3	0	0	0	0	0
Aug. 30	Ball State	5	9	0	21	.429	0	4	3	0	2	0	0	0	0	1
Sept. 5	Michigan State	3	2	1	13	.077	0	0	2	0	1	0	0	0	0	0
Sept. 7	North Carolina	4	9	5	30	.133	0	3	2	0	4	0	1	1	0	0
Sept. 9	Clemson	4	13	1	29	.414	1	0	2	0	1	0	1	1	0	0
Sept. 12	Utah	3	6	4	24	.083	1	1	2	1	8	0	1	1	0	0
Sept. 13	Indiana	5	15	7	41	.195	0	2	4	0	2	1	1	2	0	0
Sept. 14	Notre Dame	4	21	6	50	.300	2	1	2	0	15	0	3	3	0	1
Sept. 18	Santa Clara	5	12	8	44	.091	3	5	3	0	15	0	7	7	0	1
Sept. 19	Duke	3	11	4	25	.280	2	0	3	0	9	0	1	1	0	1
Sept. 20	George Washington	5	21	4	42	.405	1	0	2	0	13	0	4	4	0	0
Sept. 26	LSU	3	17	6	33	.333	1	0	0	0	10	0	3	3	0	0
Sept. 28	Arkansas	3	10	1	28	.321	1	1	2	0	5	0	1	1	0	0
Oct. 3	Mississippi	3	12	0	27	.444	1	3	3	0	13	0	4	4	0	1
Oct. 5	Mississippi State	3	7	1	18	.333	1	4	2	0	5	0	3	3	0	0
Oct. 8	Kentucky	5	27	5	50	.440	0	0	3	0	5	0	2	2	0	0
Oct. 10	Tennessee	4	12	9	43	.070	3	2	2	0	11	0	0	0	0	0
Oct. 17	Arkansas	3	5	5	20	.000	0	2	1	0	3	0	0	0	0	1
Oct. 19	LSU	4	11	5	24	.250	0	0	0	0	0	0	4	4	0	0
Oct. 24	Georgia	4	7	4	26	.115	1	1	3	0	9	1	2	3	0	0
Oct. 26	Florida	3	10	1	25	.360	1	1	2	0	4	0	1	1	0	0
Oct. 31	Auburn	3	12	2	26	.385	2	1	2	0	8	0	4	4	0	1
Nov. 2	Alabama	4	16	4	32	.375	2	4	0	0	6	0	2	2	0	1
Nov. 5	Kentucky	4	12	4	34	.235	1	1	2	0	13	0	4	4	0	0
Nov. 9	Tennessee	2	5	1	13	.308	0	1	1	1	3	0	0	0	0	0
Nov. 14	Florida	3	6	0	18	.333	1	1	2	0	4	0	2	2	0	1
Nov. 16	Georgia	4	14	1	37	.351	2	2	0	0	8	0	3	3	0	1
Nov. 21	Alabama	3	3	2	17	.059	0	1	3	0	4	0	0	0	0	1
Nov. 29	North Carolina	3	3	2	20	.050	0	0	1	0	3	0	0	0	0	0
TOTALS		107	314	100	847	.253	27	42	57	2	191	2	55	57	0	11



THE 2006 SOUTH CAROLINA GAMECOCKS

Front Row (L-R): Sarah Cline, Alexcis Thomson, Iris Santos, Marija Milosevic, Christine Hauer, Petra Lorenzi, Dinelia Concepcion
Back Row (L-R): Channing Cantrell, Belita Salters, Shonda Cole, Lynae Vanden Hull, Meredith Moorhead, Ivana Kujundzic, Crystal Johnson