

Media Relations: Diana Koval
Office: 803.777.7977
Cell: 314.369.6050
Email: dkoval@mailbox.sc.edu
Website: www.GamecocksOnline.com
Twitter: www.Twitter.com/GamecocksOnline
Facebook: www.Facebook.com/GamecocksOnline

WOMEN'S BASKETBALL SOUTH CAROLINA

Game 11
Dec. 18, 2011
3 p.m.

Myrtle Beach, S.C.
Myrtle Beach Convention Center

2011-12 Schedule

Fri., Nov. 4	Limestone (Exh.)	Columbia, S.C.	W, 84-53
Fri., Nov. 11	at Illinois	Champaign, Ill.	W, 71-52
Mon., Nov. 14	Alabama A&M	Columbia, S.C.	W, 60-53
Thu., Nov. 17	at Clemson	Clemson, S.C.	W, 65-48
Sun., Nov. 20	#11/12 Penn State (SS)	Columbia, S.C.	L, 50-55
Wed., Nov. 23	C. of Charleston (SS)	Columbia, S.C.	W, 59-40
Sun., Nov. 27	Presbyterian (SS)	Columbia, S.C.	W, 52-24
Wed., Nov. 30	at Xavier	Cincinnati Ohio	W, 67-56
Sun., Dec. 4	at NC State	Raleigh, N.C.	L, 53-55
Sun., Dec. 11	Furman (SS)	Columbia, S.C.	W, 72-33
Wed., Dec. 14	South Carolina State	Columbia, S.C.	W, 66-21

Carolina's Challenge

Sun., Dec. 18 vs. #18/16 N. Carolina Myrtle Beach, S.C. 3 p.m.

Wed., Dec. 21	Savannah State	Columbia, S.C.	Noon
Wed., Dec. 28	at Drexel	Philadelphia, Pa.	5 p.m.
Sun., Jan. 1	Alabama*	Columbia, S.C.	3 p.m.
Thu., Jan. 5	Vanderbilt*	Columbia, S.C.	7 p.m.
Sun., Jan. 8	at Florida*	Gainesville, Fla.	2 p.m.
Thu., Jan. 12	at LSU*	Baton Rouge, La.	8 p.m.
Sun., Jan. 15	Kentucky*	Columbia, S.C.	3 p.m.
Thu., Jan. 19	at Auburn*	Auburn, Ala.	7 p.m.
Sun., Jan. 22	at Vanderbilt* (ESPNU)	Nashville, Tenn.	1:30 p.m.
Thu., Jan. 26	Ole Miss* (FSN)	Columbia, S.C.	7 p.m.
Sun., Jan. 29	Mississippi St.* (SECN)	Columbia, S.C.	2 p.m.
Thu., Feb. 2	at Tennessee* (CSS)	Knoxville, Tenn.	7 p.m.
Thu., Feb. 9	at Arkansas*	Fayetteville, Ark.	8 p.m.
Sun., Feb. 12	Florida* (ESPN2)	Columbia, S.C.	5 p.m.
Thu., Feb. 16	Georgia* (FSN)	Columbia, S.C.	7 p.m.
Sun., Feb. 19	at Alabama* (FSN)	Tuscaloosa, Ala.	3 p.m.
Thu., Feb. 23	at Kentucky*	Lexington, Ky.	7 p.m.
Sun., Feb. 26	Arkansas* (SECN)	Columbia, S.C.	2 p.m.



SEC Tournament

Thu., Mar. 1	First Round (FSN)	Nashville, Tenn.	TBA
Fri., Mar. 2	Quarterfinals (FSN)	Nashville, Tenn.	TBA
Sat., Mar. 3	Semifinals (ESPNU)	Nashville, Tenn.	TBA
Sun., Mar. 4	Final (ESPN2)	Nashville, Tenn.	TBA

* indicates SEC game

All Times Listed as Eastern

Television outlet listed in parentheses – SS is SportSouth; FSN is SportsSouth, Fox Sports Southwest and Sun Sports; SECN is SEC Network; CSS is Charter Sports Southeast.

		South Carolina Gamecocks (8-2)	
AP NR		ESPN NR	
		North Carolina Tar Heels (7-1)	
AP 18		ESPN 16	

Head Coach: Dawn Staley

Record at South Carolina: 50-50 (4th season)

Career Record: 222-130 (12th season)

Record vs. North Carolina 0-2

Head Coach: Sylvia Hatchell

Record at UNC: 594-224 (26th Season)

Career Record: 866-304 (37th Season)

Record vs. South Carolina: 7-3

Game Information

UNC Series: UNC leads 9-6

In Columbia: SC leads 2-1

In Chapel Hill: Tied 2-2

At Neutral Site: UNC leads 5-2

Tickets: \$10

TV: None

Radio: WISW 1320 AM (Brad Muller and Marcy Gorton);

GamecocksOnline.com

Live Stats: GamecocksOnline.com

South Carolina Notables

- This is the Gamecocks' 38th season as a varsity sport.
- South Carolina's defense, rated second in the nation in points allowed, has yielded just 36.3 points per game over its last three outings. The three-game average is the second-lowest in school history, behind the 34.3 points per game allowed from Dec. 17-21, 2005.
- Freshman Aleighsa Welch has averaged 10.6 points and 6.6 rebounds over the last five games, shooting 75.0 percent during that span.
- After joining the 1,000-point club on Wednesday, senior La'Keisha Sutton four assists to become just the 11th player in school history to amass at least 1,000 points and 300 assists in her career. The last to reach both marks was Cristina Ciocan in the 2003-04 season.

Tale of the Tape

UNC	SC
7-1	Overall Record..... 8-2
0-0	Conference Record 0-0
7-0	Home Record 5-
0-1	Away Record..... 3-1
0-0	Neutral Record 0-0
87.5	Points Per Game 61.5
55.8	Opp. Points Per Game..... 43.7
.472	Field Goal %age..... .379
.321	Opp. Field Goal %age..... .330
.364	3-Pt. Field Goal %age229
.309	Opp. 3-Pt. Field Goal %age..... .215
.650	Free Throw %age..... .582
18.4.....	FTs Made Per Game 12.4
19.5	Assists Per Game 11.9
+5.9.....	Turnover Margin +8.2
47.6	Rebounds Per Game 40.2
+9.5.....	Rebounding Margin..... +5.3
13.9.....	Steals Per Game..... 11.5
7.0.....	Blocked Shots Per Game 5.5













Uniform Patch

The Gamecocks have added a patch to their uniforms this season to honor teammate Shelbretta Ball, who was medically disqualified from playing this fall. The team wanted Brett and everyone watching to know that she will always be an integral part of them and what they achieve this season.

A Snapshot of the 2011-12 Gamecocks

Probable starters noted by shaded background and are based on previous game

0		Imani Sellers 5-8 • Jr. • Guard Holly Hill, S.C. (Lake Marion)	GP 6 GS 0 PPG 0.5 RPG 0.5 APG 0.2	SPG 0.0 BPG 0.3 FG% .500 3FG% .500 FT% .000	<ul style="list-style-type: none"> • Tied career high with three points vs. Presbyterian • Joined team as a walk-on in August 2010 • High energy, great teammate
1		Ebony Wilson 5-8 • Sr. • Guard Newark, N.J. (Rend Lake College)	GP 9 GS 0 PPG 1.9 RPG 1.2 APG 0.4	SPG 0.8 BPG 0.2 FG% .625 3FG% .500 FT% .600	<ul style="list-style-type: none"> • Handed out career-high three assists against SC State • Tied career high with three steals at NC State, all in second half during comeback from 12-point deficit • Key defender, especially in late-game situations • Has the ability to change the complexion of a game defensively
3		Ileasia Walker 5-8 • Jr. • Guard Amityville, N.Y. (Copiague)	GP 10 GS 10 PPG 6.3 RPG 4.0 APG 2.4	SPG 2.5 BPG 0.4 FG% .299 3FG% .174 FT% .619	<ul style="list-style-type: none"> • Three 10+ scoring games, team's top scorer once this season • Sixth in SEC in steals per game • Career-high six steals vs. Furman • Tied career high with six assists vs. Presbyterian • Voted to preseason All-SEC Second Team by league's coaches
5		Markeshia Grant 5-6 • Sr. • Guard Tampa, Fla./ (Coll. of Central Florida)	GP 10 GS 10 PPG 9.9 RPG 2.5 APG 2.2	SPG 1.1 BPG 0.1 FG% .406 3FG% .293 FT% .750	<ul style="list-style-type: none"> • Team's top scorer, 30th in SEC • Four 10+ point games, team's top scorer three times this season • Career-high 22 points vs. Furman (1st career 20-pt game) • Dished out career-high six assists vs. Alabama A&M
11		La'Keisha Sutton 5-8 • Sr. • Guard Trenton, N.J. (Trenton Catholic)	GP 10 GS 10 PPG 8.1 RPG 2.3 APG 3.6	SPG 1.7 BPG 0.4 FG% .292 3FG% .185 FT% .714	<ul style="list-style-type: none"> • Scored 1,000th career point vs. SC State • 12th in SEC in assists and 12th in assist-to-turnover ratio (1.3) • Six assists and career-high seven steals at Clemson • Team captain (with Courtney Newton) • Voted to preseason All-SEC Second Team by league's coaches
12		Charenee Stephens 6-0 • Sr. • Forward Decatur, Ga. (Southwest DeKalb)	GP 10 GS 10 PPG 4.6 RPG 4.2 APG 0.2	SPG 0.6 BPG 0.3 FG% .500 3FG% — FT% .667	<ul style="list-style-type: none"> • One double-digit scoring game, team's top rebounder once this season • Five of eight rebounds at NC State came on offensive end • Five of eight rebounds against Penn State came on offensive end • Team-high 19 pts at Clemson
20		Sancheon White 5-10 • Jr. • Guard Hammon, Ind. (Central Arizona)	GP 10 GS 0 PPG 3.7 RPG 2.7 APG 0.6	SPG 1.1 BPG 0.4 FG% .231 3FG% .083 FT% .571	<ul style="list-style-type: none"> • Career-high eight rebounds at NC State (5 offensive), also hit career highs in blocks (2) and steals (3) in just 16 minutes • Career-high 10 points at Xavier, hitting 4-of-5 field goals • Great transition player, turning defense to easy transition scoring
21		Ashley Bruner 6-0 • Jr. • Forward Norman, Okla. (Norman)	GP 10 GS 0 PPG 9.0 RPG 7.2 APG 1.5	SPG 2.1 BPG 1.1 FG% .486 3FG% — FT% .400	<ul style="list-style-type: none"> • Ranks ninth in SEC in rebounds and 12th in field goal percentage • Two 10+ rebound games this season; team-high rebounder five times • Tenacious rebounder with good instincts that offset her height disadvantage
22		Courtney Newton 5-9 • Sr. • Forward Flowery Branch, Ga. (Flowery Branch)	GP 10 GS 10 PPG 1.1 RPG 1.8 APG 0.0	SPG 0.6 BPG 0.2 FG% .158 3FG% .188 FT% .667	<ul style="list-style-type: none"> • Team captain (with La'Keisha Sutton) • In her fifth season, career began as a point guard and has evolved into an aggressive interior player • Tough competitor with never-back-down mentality
23		Tina Roy 5-11 • Fr. • Guard Kaplan, La. (Kaplan)	GP 10 GS 0 PPG 5.9 RPG 1.8 APG 0.0	SPG 0.4 BPG 0.1 FG% .368 3FG% .286 FT% .500	<ul style="list-style-type: none"> • Tied for team-high honors with 12 points in just 14 minutes vs. SC State • Career game vs. Presbyterian – team-high 15 points on five 3s, four rebounds and two steals in 22 minutes • Excellent shooter with great basketball IQ
24		Aleighsa Welch 6-0 • Fr. • Forward Goose Creek, S.C. (Goose Creek)	GP 10 GS 0 PPG 8.0 RPG 6.5 APG 0.7	SPG 0.6 BPG 1.4 FG% .628 3FG% — FT% .703	<ul style="list-style-type: none"> • Second-leading rebounder on the team, 12th in SEC • Averaged 10.6 points and 6.6 rebounds while shooting 75.0% (18-of-24) over last five games • Has grabbed six offensive rebounds three times (vs. Furman, at Xavier, vs. Penn State), the fourth-most by a SC freshman all-time
30		Pamela Decheva 6-1 • Fr. • Forward Sofia, Bulgaria	GP 6 GS 0 PPG 0.0 RPG 0.2 APG 0.2	SPG 0.0 BPG 0.0 FG% .000 3FG% .000 FT% —	<ul style="list-style-type: none"> • Hit a pair of 3-pointers in nine minutes of exhibition action • Has participated in FIBA Europe competitions with Bulgarian national teams since 2007, beginning at the U16 level • Grandmother Vanya Voynova is in the FIBA Hall of Fame
33		Elem Ibiam 6-3 • Fr. • Forward Fayetteville, Ga. (Fayette County)	GP 8 GS 0 PPG 3.4 RPG 3.9 APG 0.1	SPG 0.1 BPG 0.9 FG% .393 3FG% .000 FT% .417	<ul style="list-style-type: none"> • Career-high seven boards vs. SC State • Career-high seven points vs. Furman • Career-high three blocks at Xavier • Good back-to-the-basket player with great footwork

Quick Facts

The University

Location: Columbia, S.C.

Founded: 1801

Enrollment: 29,957

Colors: Garnet (PMS 202) and Black

Nickname: Gamecocks

Conference: Southeastern

President: Dr. Harris Pastides

Athletics Director: Eric Hyman

Facility: Colonial Life Arena (18,000)

Coaching Staff

Head Coach: Dawn Staley

Alma Mater: Virginia, 1992

Overall Record: 222-130 (12th season)

School Record: 50-50 (4th season)

Assoc. Head Coach (Alma Mater):

Lisa Boyer (Ithaca, 1972)

Assistant Coaches (Alma Mater):

Nikki McCray (Tennessee, 1995)

Darius Taylor (Michigan, 2000)

Dir. of Basketball Operations (Alma Mater):

Cynthia Jordan (Temple, 2004)

Team Information

2010-11 Record: 18-15

Home: 14-5 Away: 3-8 Neutral: 1-2

SEC Record (Finish): 8-8 (T-5th)

Home: 5-3 Away: 3-5

Letterwinners Returning/Lost: 8/5

Starters Returning/Lost: 3/2

Program History

First Year of Women's Basketball: 1974-75

All-Time Record: 630-479 (38th season)

All-Time SEC Record: 81-186 (21st season)

NCAA Appearances (Last): 8 (2003)

NCAA Tournament Record: 8-8

WNIT Appearances (Last): 4 (2011)

WNIT Record: 3-4

Media Relations

Women's Basketball Contact: Diana Koval

Office: 803.777.7977

Cell: 314.369.6050

Email: dkoval@mailbox.sc.edu

Press Row Phone: 803.777.6182

Athletics Department on the Web

Website: GamecocksOnline.com

Twitter: @GamecocksOnline.com

Facebook: Facebook.com/GamecocksOnline

YouTube: YouTube.com/GamecocksOnline

Women's Basketball on Twitter

Team: @GamecockWBB

Head Coach: @DawnStaley

Current Gamecock Streaks

	Total	Home	Road	Neut.
Overall	W2	W4	L1	L1
SEC	L2	L1	L2	—
Non-Conference	W2	W4	L1	L1
Ranked Teams	L2	L1	L2	L2

A South Carolina Win Would...

- Make the Gamecocks 9-2 to start the season, the best mark since opening the 2002-03 campaign with a 13-1 mark.
- Be the Gamecocks' first over North Carolina since an 85-53 decision on Dec. 20, 2001, in Myrtle Beach, which is also South Carolina's lone win over the Tar Heels in the history of the Carolina's Challenge (formerly Beach Ball Classic).
- Be the Gamecocks' sixth over a nationally ranked team under head coach Dawn Staley – the fourth in a game played outside Colonial Life Arena.
- Be head coach Dawn Staley's 51st at South Carolina, moving her into sole possession of fourth place in school history for career wins. She would need 50 more to reach Pam Parsons in third place (101).

By the Numbers

- 3 Times this season that the Gamecock defense has reset the record for lowest opponent field goal percentage in the Dawn Staley era – most recently by limiting SC State to a school-record 12.5 percent shooting on Dec. 14
- 4 Assists away from 300 for senior guard La'Keisha Sutton, who would become the 15th Gamecock to hit that mark and the first since Cristina Ciocan in 2002-03
- 6 Categories in which South Carolina ranks among the SEC's top five – all defensive stats (scoring defense, field goal percentage defense, 3-point field goal percentage defense, steals, turnover margin and blocked shots)
- 36.3 Points per game by South Carolina's opponents over the last three outings (21 by SC State, 33 by Furman, 55 at NC State), the lowest three-game average since the 2005-06 squad limited SC State, Savannah State and Bethune-Cookman to just 34.3 points per game
- 45 Margin of victory over SC State, the most decisive win of the Dawn Staley era, resetting the mark set one game earlier against Furman
- 51.2 Percent of points scored by the bench, which includes six games of accounting for at least half of the team's total points – at Illinois, vs. College of Charleston, vs. Presbyterian, at Xavier, at NC State and vs. SC State
- 52.6 Percent of this season's made field goals that have been assisted, the highest mark of the Dawn Staley era – the previous high was last season's 45.8 percent
- 204 Single games all-time in which the Gamecocks allowed at least as many points as this season's team has yielded in the last three home games combined (78)

Last Time Out

South Carolina set a school record for fewest points allowed in a game in a 66-21 win over South Carolina State Wednesday afternoon. The game also saw senior guard La'Keisha Sutton record her 1,000th career point as she netted a total of 12 in the first half. The Gamecock defense was active early, holding the Lady Bulldogs to just eight points in the opening half. In all, SC State shot just 12.5 percent from the field, the lowest an opponent has shot in school history.

North Carolina Series Notes

North Carolina holds a 9-6 edge in the series with its border rival as the Tar Heels have won the last four meetings – in each of which they were ranked in the top 15 in the nation.

The two teams played four straight years in the Beach Ball Classic (now Carolina's Challenge), and after a five-year hiatus, the teams renewed the rivalry in 2009. South Carolina's lone win in the event came on Dec. 20, 2001, when the then-No. 23 Gamecocks upended then-No. 16 North Carolina 85-53.

Gamecocks in the Rankings

(SEC thru 12/14; NCAA thru 12/11)

Team	SEC	NCAA	Actual
Scoring Offense	11th	194th	61.5
Scoring Defense	1st	2nd	43.7
Field Goal Percentage	10th	232nd	.379
Field Goal %age Def.	3rd	62nd	.330
3-Point FG %age	12th	—	.229
3-Point FG %age Def.	1st	22nd	.215
3-Point FG Made/Gm.	11th	256th	3.9
Free Throw Percentage	11th	319th	.582
Rebounding Offense	10th	—	40.2
Rebounding Defense	6th	—	34.9
Rebounding Margin	9th	90th	+5.3
Assists	10th	224th	11.9
Steals	4th	34th	11.5
Turnover Margin	2nd	6th	+8.20
Blocked Shots	4th	48th	5.5

Ashley Bruner	SEC	NCAA	Actual
Rebounding	9th	183rd	7.2
Field Goal %age	12th	—	.486
Steals	11th	167th	2.1
Blocked Shots	13th	193rd	1.1

Markeshia Grant	SEC	NCAA	Actual
Scoring	30th	—	9.9

La'Keisha Sutton	SEC	NCAA	Actual
Assists	12th	163rd	3.6
Free Throw %age	13th	—	.714
Assist/Turnover Ratio	12th	169th	1.3

Ieasia Walker	SEC	NCAA	Actual
Steals	6th	136th	2.5

Aleighsa Welch	SEC	NCAA	Actual
Rebounding	12th	—	6.5
Blocked Shots	6th	127th	1.4

Rating the Ranked

South Carolina is 50-189 against nationally ranked teams in its 38th season of women's basketball. The Gamecocks have collected 28 of those 50 wins in Columbia, including 10 in Colonial Life Arena. South Carolina's last win over a top-20 opponent was a 66-61 victory over then-No. 15 Kentucky in Columbia on Feb. 10, 2011. The Gamecocks' last win over a ranked team away from Colonial Life Arena was a 73-70 upset of then-No. 22 Vanderbilt on Feb. 28, 2010.

The highest ranked team the Gamecocks have defeated in the Dawn Staley era was then-No. 14 Georgia on Feb. 25, 2010, when South Carolina left Athens with a 52-42 victory. In its basketball history, South Carolina's highest-ranked victim was then-No. 3 Auburn, who the Gamecocks defeated 83-76 in Columbia on Dec. 29, 1990.

On Lock Down

In program history, only one season has seen a better three-game defensive performance than the Gamecocks have shown in their last three contests. The 36.3 points per game to which South Carolina has held its last three opponents – 55 at NC State, 33 to Furman and 21 to South Carolina State – is second only to the 2005-06 squad's three-game average of 34.3 points. In three games played Dec. 17-21, 2005, South Carolina yielded 40 points to South Carolina State, 37 to Savannah State and 26 to Bethune-Cookman.

The defensive effort at home has been especially impressive this season as the Gamecocks have yielded just 37.7 points per game at Colonial Life Arena. In its last three home contests, South Carolina has given up just 78 total points (26.0 per game). Now in its 38th season of women's basketball, the program has seen an opponent score at least 78 points in a single game 204 times.

Record Book Rewrite

The South Carolina defense has made its mark on the program's record book just 10 games into the 2011-12 season. The Gamecocks have both tied and broken the previous record for fewest points allowed in a game – holding Presbyterian to 24 to tie the mark on Nov. 27 then limiting SC State to just 21 to reset the record on Dec. 14. Presbyterian's 11 second-half points lowered that record by two, while SC State's 13 in the second stanza tied the previous low. The Lady Bulldogs became just the fifth opponent in Gamecock history to fail to reach double figures in the first half, and they now hold the Gamecocks' record for lowest opponent field goal percentage at 12.5 (6-of-48).

Hitting the High Marks

Just 8:40 into the 100th game of her career, senior guard La'Keisha Sutton netted her 1,000th career point on a trademark drive through the lane. With the effort, which ended with 12 points all scored in the first half against SC State on Dec. 14, Sutton became just the 27th player in South Carolina women's basketball history to reach the milestone. Also in that contest, she became just the 48th Gamecock to play in 100 career games.

The Trenton, N.J., native needs just four assists to reach 300 for her career, another significant benchmark in South Carolina history. To this point, only 14 players have reached the mark with the last being Cristina Ciocan in the 2002-03 season. If Sutton achieves that feat as well, she will join Ciocan as one of 11 Gamecocks to ever reach both milestones in her career in the Garnet and Black.

Bringing the Defense

In the NCAA statistical rankings released through games of Dec. 11, the South Carolina defense was second in the nation in points allowed per game behind just Connecticut. The Gamecocks have allowed more than 55 points just once in 10 games this season – Xavier netted 56 on Nov. 30.

Under head coach Dawn Staley, stingy defense has been a staple of the Gamecock game plan. South Carolina has allowed just 60.4 points per game

on Staley's watch, including a 43.7 average this season and a 59.6 mark in 2010-11. In the last two seasons, the Gamecocks allowed 55 or fewer points in a game 23 times, including nine of 10 games this season. In the 100 games with Staley at the helm, South Carolina has held an opponent to 55 points or fewer 31 times. In that same period, an opponent has netted 70 or more points in a game just 26 times.

One of the more interesting facets of that statistic is that the Gamecocks have not necessarily held opponents to a sub-par shooting percentage. Through Staley's tenure, opponents have shot 41.0 percent from the field. South Carolina has shot 39.2 percent during that time with the Gamecocks' season field goal percentage exceeding that of its opponents just once (2009-10). The defensive success appears to come from limiting opponent shot attempts entirely as South Carolina has put up more shots than its opponents every season except Staley's first (2008-09). This season alone, the Gamecocks have taken 12.6 more shots per game than their opponents.

More Defensive Data

In addition to scoring defense, South Carolina ranked among the country's top 10 in turnover margin (6th), steals per game (34th) and block

AP Top 25 (December 12)		ESPN/USA Today Top 25 (December 12)	
1. Baylor	10-0	1. Baylor	10-0
2. Connecticut	9-0	2. Connecticut	9-0
3. Notre Dame	9-1	3. Notre Dame	9-1
4. Stanford	6-1	4. Stanford	6-1
5. Maryland	11-0	5. Maryland	11-0
6. Tennessee	5-2	6. Tennessee	5-2
7. Miami (Fla.)	8-1	7. Kentucky	10-0
8. Kentucky	10-0	8. Miami (Fla.)	8-1
9. Duke	7-2	9. Duke	7-2
10. Texas A&M	7-2	10. Texas A&M	7-2
11. Rutgers	9-1	11. Rutgers	9-1
12. Ohio State	8-0	12. Georgia	8-1
13. Georgia	8-1	13. Louisville	8-2
14. Louisville	8-2	14. Ohio State	8-0
15. Texas Tech	8-0	15. Green Bay	8-0
16. Penn State	8-2	16. North Carolina	7-1
17. Georgetown	9-2	17. Penn State	8-2
18. North Carolina	7-1	18. Vanderbilt	10-0
19. Green Bay	8-0	19. Georgetown	9-2
20. Vanderbilt	10-0	20. Texas Tech	8-0
21. Delaware	8-0	21. DePaul	8-2
22. Purdue	7-3	22. Purdue	7-3
23. DePaul	8-2	23. Delaware	8-0
24. Texas	6-2	24. Texas	6-2
25. Nebraska	9-1	25. Gonzaga	7-2



Around the SEC

(Thru games of 12/14)

	SEC Games			Overall		
	W	L	Pct.	W	L	Pct.
Kentucky	0	0	.000	10	0	1.000
Vanderbilt	0	0	.000	10	0	1.000
Arkansas	0	0	.000	8	1	.889
Georgia	0	0	.000	8	1	.889
South Carolina	0	0	.000	8	2	.800
Mississippi St.	0	0	.000	7	2	.778
Auburn	0	0	.000	6	2	.750
Tennessee	0	0	.000	6	2	.750
Florida	0	0	.000	7	3	.700
Ole Miss	0	0	.000	6	3	.667
Alabama	0	0	.000	7	4	.636
LSU	0	0	.000	5	3	.625

Today's Games

December 18

#8/7 Kentucky at #3/3 Notre Dame, 1 p.m.
(ESPN)

#20/18 Vanderbilt at NC State, 2 p.m.

Purdue at Auburn, 3 p.m.

Lamar at LSU, 3 p.m.

Recent Games

December 17

Alabama at Alabama State

#6/6 Tennessee at UCLA

December 16

LSU at McNeese State

Ole Miss at Lipscomb

Southern Miss at Mississippi State

December 14

Auburn def. South Florida, 62-45

Central Michigan def. Ole Miss, 78-75 (ot)

December 13

LSU def. UCLA, 58-41

#6/6 Tennessee def. #11/11 Rutgers, 67-61

*Rankings are listed as AP/ESPN Poll
All Times Eastern; TV Network in ()*



shots per game (48th) this week.

The trio of experienced guards have helped the Gamecocks on both sides of the turnover margin. The Gamecocks have forced 20 or more turnovers in six of their 10 games this season while committing 20 or more turnovers only once (vs. College of Charleston, Nov. 23). In fact, that is the only game South Carolina has turned it over more than 15 times this season.

South Carolina's double-digit steals average may also be a product of that experience on the perimeter in conjunction with a more active Ashley Bruner in the post. While junior guard Ieasia Walker leads the team and is sixth in the SEC with 25 steals, the number is not unprecedented as she finished her sophomore season ranked third in the league in that category (2.4 per game). Bruner's 21 steals through 10 games is just three shy of her previous career high in a season of 24.

The Gamecocks have not had a true shot blocker since Lakesha Tolliver's graduation in 2008. But the combination of Bruner and freshman Aleighsa Welch, who have swatted 11 and 14, respectively, have given opponents driving to the basket something extra to think about this season. Freshman Elem Ibiam has added seven in eight games as well.

For Starters

South Carolina head coach Dawn Staley has started the same five Gamecocks in each game this season and has always liked the idea of bringing an offensive weapon off the bench. That strategy seems to be working to full effect this season as 51.2 percent of the Gamecocks' scoring has come from someone not in the starting five. It is the highest percentage of bench scoring in Staley's tenure at South Carolina – in 2010-11, the bench netted 36.7 percent of the team's points; in 2009-10, it was 27.5 percent; and in her inaugural season of 2008-09 it was 29.0 percent. The delay tactic has not slowed the Gamecocks' production in the early going as they have been in the lead in the opening five minutes of all but one game so far this season.

With both junior Ashley Bruner and freshman Aleighsa Welch coming off the bench, the reserves have accounted for 63.2 percent of the team's rebounding this season. Bruner has reeled in a team-best 7.2 boards per game, while Welch is second at 6.5. Senior forward Charenee Stephens leads the starting group on the glass as her 4.2 per contest is third-best on the team.

Tough to Scout

Throughout the preseason, head coach Dawn Staley talked about the versatility of her team as a key to the season's success. While she may have been speaking more about the various ways individual players could score, it's been the Gamecocks' ability to get points from various locations that has delivered the program's best opening record since Staley arrived in Columbia. In 10 games, seven different players

Team Specialty Stats

South Carolina/Opponent

	Pts. in Paint	Pts. Off TOs	2nd Chance Pts	Fast Break Pts
11/11 at Ill.	26/20	27/16	18/12	4/4
11/14 Ala. A&M	38/30	17/14	12/24	8/6
11/17 at Clemson	44/36	20/6	15/6	8/6
11/20 Penn St.	20/26	17/8	16/3	2/4
11/23 CoFC	26/20	24/9	25/9	10/2
11/27 Presby.	20/14	16/4	7/2	4/0
11/30 at Xavier	28/28	27/13	13/10	2/4
12/4 at NC St.	38/24	14/10	18/12	6/6
12/11 Furman	44/18	35/6	20/5	16/8
12/14 SC State	28/8	27/2	19/4	6/0
12/18 vs. UNC				
12/21 Sav. St.				
12/28 at Drexel				
1/1 Ala.				
1/5 Vandy				
1/8 at Fla.				
1/12 at LSU				
1/15 Kentucky				
1/19 at Auburn				
1/22 at Vandy				
1/26 Ole Miss				
1/29 Miss. St.				
2/2 at Tenn.				
2/9 at Ark.				
2/12 Fla.				
2/16 Georgia				
2/19 at Ala.				
2/23 at Ky.				
2/26 Ark.				

Starters vs. Bench Points

	SC Starters	Opp. Starters	SC Bench	Opp. Bench
11/11 at Ill.	35	40	36	12
11/14 Ala. A&M	33	49	27	4
11/17 at Clemson	36	33	29	15
11/20 Penn St.	38	45	17	10
11/23 CoFC	24	28	35	12
11/27 Presby.	10	19	42	5
11/30 at Xavier	28	40	39	16
12/4 at NC St.	25	49	28	6
12/11 Furman	43	9	29	24
12/14 SC State	33	10	33	11
12/18 vs. UNC				
12/21 Sav. St.				
12/28 at Drexel				
1/1 Ala.				
1/5 Vandy				
1/8 at Fla.				
1/12 at LSU				
1/15 Kentucky				
1/19 at Auburn				
1/22 at Vandy				
1/26 Ole Miss				
1/29 Miss. St.				
2/2 at Tenn.				
2/9 at Ark.				
2/12 Fla.				
2/16 Georgia				
2/19 at Ala.				
2/23 at Ky.				
2/26 Ark.				

Miscellaneous Stats

Double-Doubles 2011-12 Career Record

Ashley Bruner	1	4	2-2
Charenee Stephens	0	7	4-3
Ieasia Walker	0	1	1-0

30+ Points 2011-12 Career Record

Ieasia Walker	0	1	1-0
---------------	---	---	-----

20+ Points 2011-12 Career Record

Markeshia Grant	1	1	1-0
La'Keisha Sutton	0	5	4-1
Ieasia Walker	0	4	2-2
Charenee Stephens	0	1	1-0

10+ Points 2011-12 Career Record

Ashley Bruner	4	15	10-5
La'Keisha Sutton	5	48	24-24
Markeshia Grant	4	12	9-3
Ieasia Walker	3	33	18-15
Aleighsa Welch	3	3	2-1
Tina Roy	2	2	2-0
Charenee Stephens	1	18	12-6
Sancheon White	1	1	1-0
Courtney Newton	0	4	3-1

10+ Rebounds 2011-12 Career Record

Ashley Bruner	3	6	3-3
Charenee Stephens	0	13	6-7
Ieasia Walker	0	1	1-0

5+ Assists 2011-12 Career Record

La'Keisha Sutton	2	22	13-9
Ieasia Walker	1	5	4-1
Markeshia Grant	1	1	1-0
Courtney Newton	0	1	1-0

5+ Steals 2011-12 Career Record

Ieasia Walker	2	4	2-2
La'Keisha Sutton	1	4	3-1

Games Led Team In...

(Tied for team lead in each category included)

Scoring 2011-12 Career Record

Markeshia Grant	3	5	4-1
Ashley Bruner	2	5	3-2
Tina Roy	2	2	2-0
La'Keisha Sutton	1	20	7-13
Ieasia Walker	1	15	8-7
Charenee Stephens	1	4	4-0
Aleighsa Welch	1	1	0-1
Courtney Newton	0	2	2-0

Rebounding 2011-12 Career Record

Aleighsa Welch	6	6	6-0
Ashley Bruner	5	20	10-10
Charenee Stephens	2	24	11-13
Ieasia Walker	1	6	4-2
Markeshia Grant	1	4	3-1
Courtney Newton	1	3	1-2
Sancheon White	1	1	0-1
La'Keisha Sutton	0	2	1-1
Ebony Wilson	0	1	1-0

Assists 2011-12 Career Record

La'Keisha Sutton	6	53	26-27
Ieasia Walker	4	15	8-7
Markeshia Grant	3	5	4-1
Ashley Bruner	1	2	0-2
Sancheon White	1	1	1-0
Ebony Wilson	1	2	1-1
Courtney Newton	0	5	4-1
Charenee Stephens	0	1	0-1

have led the team in scoring – Markeshia Grant (3), Ashley Bruner (2), Tina Roy (2 – 1 shared), Charenee Stephens (1), La'Keisha Sutton (1 shared), Ieasia Walker (1) and Aleighsa Welch (1). In all, eight different Gamecocks have scored in double figures at least once this season.

Helping Hand

With arguably the best point guard in international women's basketball history at the helm, South Carolina has been at its best when its assist numbers are highest. In the Dawn Staley era (2008-09 through present), the Gamecocks are 38-16 when handing out 10 or more assists, including a 6-1 mark this season. When missing the 10-assist plateau, South Carolina is just 13-35 overall with Staley, including a 4-20 mark in SEC action. That overall record includes this season's 2-1 ledger.

Triple Play

Coming into the season, many observers felt the fate of the Gamecocks' season rested largely in the hands of its experienced backcourt – seniors Markeshia Grant and La'Keisha Sutton and junior Ieasia Walker. Through the first 10 games, that has certainly been the case as between their points and assists, the trio has contributed to 59.8 percent of the team's 61.5 points per game.

The trio's camaraderie on and off the floor has bred friendly competition specifically between the two seniors, designed to ultimately guide the team to its goals. After Sutton led the team with 3.6 assists per game last season, Grant has set her

sights on unseating her classmate in the assist department.

Sutton is currently leading the friendly competition with 36 assists – 3.6 per game to rank 12th in the SEC. Grant leads the scoring battle, however, with a team-high 9.9 points per game.

Not So Fast

While the backcourt got all the attention leading into the season, the team's top four scorers so far

Scoring Differentials

Largest lead in a win.....	by 47 (66-19), 2nd-2:14 vs. SC State, 12/14/11
Largest deficit overcome to win	by 4 (15-19), 1st-5:22 vs. College of Charleston, 11/23/11
Largest lead given up in a loss.....	by 8 (42-50), 2nd-5:47 vs. #11/12 Penn State, 11/20/11
Largest deficit in a loss.....	by 12 (20-32), 2nd-17:15 at NC State, 12/4/11

On the Horizon

Head coach Dawn Staley inked four players in the early signing period. Below is a brief look at each of the future Gamecocks.

- **Tiffany Davis** (Houston, Texas/Westbury Christian) is a 5-foot-8 point guard rated the 29th in the 2012 class at that position. Before transferring to Westbury Christian, she helped Westside High to the 2011 District 20-5A championship game. Davis earned all-region and first-team all-district honors as a junior, netting 16.0 points per game.
- **Asia Dozier** (Columbia, S.C./Spring Valley) is a 5-foot-11 guard who helped Spring Valley to state championships in 2009 and 2011. Rated the 34th-best guard in the 2012 class and a four-star player by *ESPN Hoop/Gurlz*, Dozier averaged 17.1 ppg and 3.8 apg as a junior as the Lady Vikings went 29-0. As a freshman, her 18.3 ppg and 3.8 apg earned her Class 4A Area Player of the Year honors from *The State* newspaper. Her father, Perry, and uncle Terry Dozier also played basketball for the Gamecocks.
- **Tiffany Mitchell** (Charlotte, N.C./Providence Day) is a 5-foot-10 guard who is rated among the top 50 players in the 2012 class by *ESPN Hoop/Gurlz*. She earned South Charlotte player of the year honors and was an *Associated Press* All-State selection after averaging 18.4 points, 6.9 rebounds, 4.2 steals and 3.9 assists as a junior. She guided the Chargers to 21 straight wins in 2010-11, including the program's second-straight NCISAA state title.
- **Khadijah Sessions** (Myrtle Beach, S.C./Myrtle Beach) is a 5-foot-6 point guard rated the seventh-best in the class at her position by *ESPN Hoop/Gurlz*. The 40th-ranked player overall, she averaged 17.9 points and 5.7 assists as a junior while leading the Seahawks to their second-straight AAA state championship. A member of the all-state team, Sessions also captured all-region honors last season.

this season are split evenly between guards and forwards. Representing the frontcourt, junior Ashley Bruner is second on the team with 9.0 points per game while freshman Aleighsa Welch's 8.0 per outing are fourth on the squad.

Particularly when it comes to the assist battle in the backcourt, South Carolina's forwards will be counted on to deliver the basket at the end of those passes. The six forwards on the South Carolina roster have accounted for 42.4 percent of the team's 61.5 points per game – Bruner 9.0 ppg, Aleighsa Welch 8.0 ppg, Charenee Stephens 4.6 ppg, Elem Ibiam 3.4 ppg, Courtney Newton 1.1 and Pamela Decheva 0.0.

Deciding December

The Gamecocks are 148-77 (.658) all-time in the month of December, including an 89-22 (.800) record at home. Under head coach Dawn Staley, South Carolina is 16-7 in the final month of the year. The Gamecocks went 4-3 in Staley's first year at the helm (2008-09), were 4-2 in 2009-10 and posted a 6-1 mark last season. South Carolina is 2-1 so far this December.

Strength of Schedule

After finishing the 2010-11 campaign with the nation's 19th-toughest schedule, the Gamecocks are facing another challenging slate in 2011-12. South Carolina will play eight games against teams ranked in both the Associated Press and USA Today/ESPN Coaches polls – Tennessee, Kentucky (2), Georgia, Vanderbilt (2), Penn State and North Carolina.

Seventeen of the Gamecocks' 29 games this season will be against teams that participated in the 2011 postseason, including nine who were in the NCAA Tournament. Of the 24 opponents on the schedule, eight finished the 2010-11 season with an RPI in the top 50. Six others closed with an RPI between 51 and 100.

Watching the Gamecocks

Fans can catch up with the Gamecocks on television 12 times this season, including a pair of games on the ESPN family of networks. South Carolina will also live stream video of all of its non-televised home games for free via its official athletics website, www.GamecocksOnline.com.

The television schedule opens with four non-conference games on SportSouth, beginning with the Penn State game on Nov. 20. The station also will air games against College of Charleston (Nov. 23), Presbyterian (Nov. 27) and Furman (Dec. 11). The SEC package kicks in on Jan. 22 with the contest at Vanderbilt airing on ESPNU. Fox Sports Net will show the home game against Ole Miss (Jan. 26), and SEC Network will air the Mississippi State tilt (Jan. 29). Following the CSS broadcast of the game at Tennessee (Feb. 2), ESPN2 comes to Columbia for the Florida game (Feb. 12). The games against Georgia (Feb. 16) and at Alabama (Feb. 19) will air on FSN, and SEC Network closes out the string with the regular-season finale against Arkansas (Feb. 26).

South Carolina is 3-1 this season in live televised games.

Preseason Props

SEC Coaches voted two Gamecocks to the Preseason All-SEC team last week as senior La'Keisha Sutton and junior Ieasia Walker earned spots on the second team. The pair of guards accounted for 38.2 percent of the team's scoring last season and handed out 54.0 percent of the assists.

We're Back...

South Carolina returns eight letterwinners from last season's Women's NIT team. All are juniors and seniors, including three starters. Additionally, the group includes the top two in points, rebounds and assists for the season. The two seniors that departed in May provided vast leadership and experience, but did not necessarily have a significant game-to-game statistical impact.

The returning Gamecocks accounted for 74.5 percent of last season's scoring, 63.1 percent of rebounding and 81.4 percent of assists. The group of five seniors and three juniors amassed 103 starting assignments a year ago.

Fresh Look

South Carolina head coach Dawn Staley added five student-athletes to her roster this season, providing depth and height on the backcourt while building a foundation for the frontcourt. As a group, the newcomers have accumulated two state titles, eight all-conference selections, six all-state honors and six player of the year awards.

2011-12 Roster

No.	Name	Pos.	Ht	Yr.	Hometown/Last School
0	Imani Sellers	G	5-8	Jr.	Holly Hill, S.C./Lake Marion
1	Ebony Wilson	G	5-8	Sr.	Newark, N.J./Rend Lake College
2	Shelbretta Ball #	G	5-8	Fr.	Jackson, Miss./Jackson Academy
3	Ieasia Walker	G	5-8	Jr.	Amityville, N.Y./Copiague
5	Markeshia Grant	G	5-6	Sr.	Tampa, Fla./Coll. of Central Florida
11	La'Keisha Sutton	G	5-8	Sr.	Trenton, N.J./Trenton Catholic
12	Charenee Stephens	F	6-0	Sr.	Decatur, Ga./Southwest DeKalb
20	Sancheon White	G	5-10	Jr.	Hammond, Ind./Central Ariz. Coll.
21	Ashley Bruner	F	6-0	Jr.	Norman, Okla./Norman
22	Courtney Newton	F	5-9	Sr.	Flowery Branch, Ga./Flowery Branch
23	Tina Roy	G	5-11	Fr.	Kaplan, La./Kaplan
24	Aleighsa Welch	F	6-0	Fr.	Goose Creek, S.C./Goose Creek
30	Pamela Decheva	F	6-1	Fr.	Sofia, Bulgaria
33	Elem Ibiam	F	6-3	Fr.	Fayetteville, Ga./Fayette County

indicates medically disqualified from participating

Head Coach: Dawn Staley

Associate Head Coach: Lisa Boyer

Assistant Coaches: Nikki McCray, Darius Taylor

Pronunciation Guide

Ashley Bruner..... BREW-ner
Pamela Decheva DETCH-iv-uh
Markeshia Grant mar-KEY-shuh
Elem Ibiam ELL-um IB-ee-um
Imani Sellers..... i-MAH-nee
Charenee Stephens shar-NAY
La'Keisha Sutton luh-KEY-shuh
Ieasia Walker eye-EESH-uh
Aleighsa Welch uh-LEE-suh
Sancheon White.....SAN-chee-on

Gamecock Career/Season Highs

Player	Points	Rebounds	Assists	Blocks	Steals	Minutes
Bruner	18	18	3, 2x, last,	4, 2x, last,	4, 4x, last,	34, 2x, last,
	vs. Sav. St., 12/5/10	vs. Penn State, 11/21/11	at NC State, 12/4/11	vs. Sav. St., 12/5/10	vs. Furman, 12/11/11	at LSU, 2/24/11
<i>Season</i>	15	Same	3	3	4, 3x, last,	32
	vs. Ala. A&M, 11/14		at NC State, 12/4	vs. Ala. A&M, 11/14	vs. Furman, 12/11	vs. Ala. A&M, 11/14
Decheva	—	1	1	—	—	5, 2x, last,
		vs. SC State 12/14/11	vs. Furman, 12/11/11			vs. C of C, 11/23/11
<i>Season</i>	Same	Same	Same	Same	Same	Same
Grant	22	9	6	1, 2x, last,	3	34
	vs. Furman, 12/11/11	vs. Ole Miss, 3/3/11	vs. Ala. A&M, 11/14/11	vs. Ala. A&M, 11/14/11	vs. Clemson, 11/18/10	at Xavier, 11/30/11
<i>Season</i>	Same	8	Same	1	2, 3x, last,	Same
		vs. Furman, 12/11		vs. Ala. A&M, 11/14	at NC State, 12/4	
Ibiam	7	7	1	3	1	15
	vs. Furman, 12/11/11	vs. SC State 12/14/11	vs. SC State 12/14/11	at Xavier, 11/30/11	vs. Furman, 12/11/11	vs. SC State 12/14/11
<i>Season</i>	Same	Same	Same	Same	Same	Same
Newton	17	7, 2x, last,	6	2	4, 2x, last,	35
	vs. Buffalo, 11/17/07	at LSU, 2/24/11	vs. St. Francis, 11/9/07	vs. Alabama, 1/23/11	at Florida, 2/22/09	at Florida, 2/22/09
<i>Season</i>	6	5	—	1	2, 2x, last,	16
	vs. Ala. A&M, 11/14	at Clemson, 11/17		at Illinois, 11/11	vs. SC State, 12/14	vs. Ala. A&M, 11/14
Roy	15	4, 2x, last,	—	1	2	22
	vs. Presby., 11/27/11	vs. SC State 12/14/11		vs SC State, 12/14/11	vs. Presby., 11/27/11	vs. Presby., 11/27/11
<i>Season</i>	Same	Same	Same	Same	Same	Same
Sellers	3, 2x, last,	2, 2x, last,	1	2	—	8, 2x, last,
	vs. Presby., 11/27/11	vs. Furman, 12/11/11	vs. UNC, 12/19/10	vs. Furman, 12/11/11		vs. Georgia, 3/4/11
<i>Season</i>	3	2	—	Same	—	7
	vs. Presby., 11/27	vs. Furman, 12/11				vs. Furman, 12/11
Stephens	20	13	2	3	3, 2x, last,	34
	vs. SDSU, 11/28/09	vs. Chas. Sth., 12/1/10	vs. Presby., 12/28/10	vs. Illinois, 11/15/10	vs. Georgia, 2/25/10	at Charlotte, 11/16/09
<i>Season</i>	19	8, 2x, last,	1, 2x, last,	2	2	23
	at Clemson, 11/17	at NC State, 12/4	vs. Furman, 12/11	vs. Furman, 12/11	at Clemson, 11/17	at NC State, 12/4
Sutton	24, 2x, last,	7	8, 2x, last,	2	7	43
	vs. Auburn, 2/20/11	at Ole Miss, 1/22/09	vs. Florida, 1/9/11	vs. UConn, 12/28/08	at Clemson, 11/17/11	vs. Vandy, 2/27/11
<i>Season</i>	13	6	6	1, 4x, last,	Same	36
	vs. Ala. A&M, 11/14	vs. Ala. A&M, 11/14	at Clemson, 11/17	vs. SC State, 12/14		vs. Ala. A&M, 11/14
Walker	30	11	6, 3x, last,	2, 2x, last,	6	43
	vs. Clemson, 11/18/10	at Ole Miss, 1/16/11	vs. Presby., 11/27/11	at NC State, 12/4/11	vs. Furman, 12/11/11	at Ole Miss, 1/16/11
<i>Season</i>	15	6	6	2, 2x, last,	Same	38
	vs. Penn State, 11/20	vs. SC State, 12/14	vs. Presby., 11/27	at NC State, 12/4		vs. Penn State, 11/20
Welch	16	9, 3x, last,	2	4	3	24
	at Xavier, 11/30/11	vs. SC State 12/14/11	vs. Furman, 12/11/11	at NC State, 12/4/11	at Xavier, 11/30/11	at NC State, 12/4/11
<i>Season</i>	Same	Same	Same	Same	Same	Same
White	10	8	3, 2x, last,	2	3	19
	at Xavier, 11/30/11	at NC State, 12/4/11	vs. Presby., 11/27/11	at NC State, 12/4/11	at NC State, 12/4/11	vs. Furman, 12/11/11
<i>Season</i>	Same	Same	Same	Same	Same	Same
Wilson	8	5, 2x, last,	3	1, 7x, last,	3, 2x, last,	29
	vs. High Pt., 12/2/09	at Penn St., 11/21/10	vs. SC State, 12/14/11	vs. Ala. A&M, 11/14/11	at NC State, 12/4/11	vs. High Pt., 12/2/09
<i>Season</i>	4	2, 2x, last,	Same	1, 2x, last,	3	18
	at Illinois, 11/11	at Clemson, 11/17		vs. Ala. A&M, 11/14	at NC State, 12/4	at Illinois, 11/11

South Carolina's Record When...

	SEC Only	All Games
Record	0-0	8-2
Playing a ranked opponent.....	0-0	0-1
Playing at home	0-0	5-1
Playing on the road	0-0	3-1
Playing at neutral site	0-0	0-0
Leading at half	0-0	8-0
Trailing at half	0-0	0-2
Tied at half	0-0	0-0
Playing an overtime game	0-0	0-0
0 players score in double-figures.....	0-0	0-0
1 player scores in double-figures.....	0-0	1-1
2 players score in double-figures.....	0-0	3-1
3 players score in double-figures.....	0-0	2-0
4 players score in double-figures.....	0-0	2-0
5 players score in double-figures.....	0-0	0-0
Starters outscore opponent's starters.....	0-0	3-0
Opponent's starters score equal/more.....	0-0	5-2
Bench outscores opponent's bench.....	0-0	8-2
Opponent's bench scores equal/more.....	0-0	0-0
Shooting 50% or better	0-0	0-0
Shooting between 40-49%	0-0	4-0
Shooting between 30-39%	0-0	4-1
Shooting less than 30%	0-0	0-1
Opponent shoots 50% or better	0-0	0-1
Opponent shoots between 40-49%	0-0	2-0
Opponent shoots between 30-39%	0-0	3-1
Opponent shoots less than 30%	0-0	3-0
Shooting better than opponent	0-0	6-0
Shooting worse than/equal to opponent	0-0	2-2
Having more FTs made than opponent.....	0-0	6-0
Having equal/less FTs made than opponent	0-0	2-2
Outrebounding opponent.....	0-0	6-2
Having equal/less rebounds than opponent.....	0-0	2-0
Having more TOs than opponent	0-0	0-0
Having equal or less TOs than opponent.....	0-0	8-2
Attempting more FT than 3FG.....	0-0	6-0
Attempting equal/less FT than 3FG	0-0	2-2
Making 5 or more 3FGs	0-0	3-1
Making less than 5 3FGs.....	0-0	5-1
Attempting 15 or more 3FGs	0-0	5-1
Attempting less than 15 3FGs.....	0-0	3-1

	SEC Only	All Games
No South Carolina players foul out	0-0	7-2
One or more South Carolina players foul out.....	0-0	1-0
Having 10 or more assists.....	0-0	6-1
Having less than 10 assists.....	0-0	2-1
Scoring more pts. in paint than opponent	0-0	7-1
Scoring equal/less pts. in paint than opponent ...	0-0	1-1
Scoring more pts. off TOs than opponent	0-0	8-2
Scoring equal/less pts. off TOs than opponent ...	0-0	0-0
Scoring more 2nd-chance pts.....	0-0	7-2
Scoring equal/less 2nd-chance pts.....	0-0	1-0
Scoring more fast break pts.	0-0	6-0
Scoring equal/less fast break pts	0-0	2-2
Wearing white uniforms.....	0-0	5-1
Wearing black uniforms	0-0	3-1
Wearing garnet uniforms.....	0-0	0-0
Playing in tournaments/classics.....	0-0	0-0
Playing on live television	0-0	2-1
Playing in November.....	0-0	6-1
Playing in December.....	0-0	2-1
Playing in January	0-0	0-0
Playing in February	0-0	0-0
Playing in March.....	0-0	0-0
Playing during the day	0-0	4-2
Playing at night	0-0	4-0
Playing on Sunday.....	0-0	2-2
Playing on Monday.....	0-0	1-0
Playing on Tuesday.....	0-0	0-0
Playing on Wednesday	0-0	3-0
Playing on Thursday.....	0-0	1-0
Playing on Friday	0-0	1-0
Margin is 5 pts. or less.....	0-0	0-2
Margin is between 6-10.....	0-0	1-0
Margin is between 11-20	0-0	4-0
Margin is more than 20.....	0-0	3-0
Having a 20-pt. scorer.....	0-0	1-0
Having a 30-pt. scorer.....	0-0	0-0
Scoring 49 points or less.....	0-0	0-0
Scoring 50-59 points.....	0-0	2-2
Scoring 60-69 points.....	0-0	4-0
Scoring 70-79 points.....	0-0	2-0
Scoring 80-89 points.....	0-0	0-0
Scoring 90-99 points.....	0-0	0-0

2011-12 Team High/ Low

South Carolina	Game Highs		Game Lows	
POINTS	72	Furman, 12/11/11	50	Penn State, 11/20/11
FIELD GOALS MADE	28	Furman, 12/11/11	18	C. of Charleston, 11/23/11
FIELD GOAL ATTEMPTS	76	Penn State, 11/20/11	50	at Xavier, 11/30/11
FIELD GOAL PERCENTAGE	.481 (25-52)	SC State, 12/14/11	.250 (19-76)	Penn State, 11/20/11
3 PT FIELD GOALS MADE	8	Presbyterian, 11/27/11	1	at NC State, 12/4/11
				at Clemson, 11/17/11
3 PT FG ATTEMPTS	29	Penn State, 11/20/11	6	at Clemson, 11/17/11
3 PT FG PERCENTAGE	.400 (8-20)	Presbyterian, 11/27/11	.067 (1-15)	at NC State, 12/4/11
FREE THROWS MADE	21	at Xavier, 11/30/11	2	Presbyterian, 11/27/11
FREE THROW ATTEMPTS	38	at Xavier, 11/30/11	9	Presbyterian, 11/27/11
FREE THROW PERCENTAGE	.720 (18-25)	at Illinois, 11/11/11	.222 (2-9)	Presbyterian, 11/27/11
REBOUNDS	46	SC State, 12/14/11	34	at Xavier, 11/30/11
		C. of Charleston, 11/23/11		at Illinois, 11/11/11
ASSISTS	15	Furman, 12/11/11	8	C. of Charleston, 11/23/11
				Penn State, 11/20/11
STEALS	21	Furman, 12/11/11	6	SC State, 12/14/11
BLOCKED SHOTS	11	Furman, 12/11/11	1	at Clemson, 11/17/11
TURNOVERS	22	C. of Charleston, 11/23/11	8	Furman, 12/11/11
FOULS	21	at Illinois, 11/11/11	7	Presbyterian, 11/27/11

Opponent	Game Highs		Game Lows	
POINTS	56	at Xavier, 11/30/11	21	SC State, 12/14/11
FIELD GOALS MADE	21	Penn State, 11/20/11	6	SC State, 12/14/11
FIELD GOAL ATTEMPTS	60	Alabama A&M, 11/14/11	38	at Illinois, 11/11/11
FIELD GOAL PERCENTAGE	.500 (21-42)	Penn State, 11/20/11	.125 (6-48)	SC State 12/14/11
3 PT FIELD GOALS MADE	4	at Xavier, 11/30/11	0	Penn State, 11/20/11
				at Clemson, 11/17/11
3 PT FG ATTEMPTS	12	at Xavier, 11/30/11	2	at Illinois, 11/11/11
3 PT FG PERCENTAGE	.500 (1-2)	at Illinois, 11/11/11	.000 (0-6)	Penn State, 11/20/11
			.000 (0-7)	at Clemson, 11/17/11
FREE THROWS MADE	25	at Illinois, 11/11/11	2	Presbyterian, 11/27/11
FREE THROW ATTEMPTS	35	at Illinois, 11/11/11	7	Presbyterian, 11/27/11
FREE THROW PERCENTAGE	.929 (13-14)	Penn State, 11/20/11	.286 (2-7)	Presbyterian, 11/27/11
REBOUNDS	41	at NC State, 12/4/11	28	SC State, 12/14/11
		Alabama A&M, 11/14/11		Presbyterian, 11/27/11
ASSISTS	16	at Xavier, 11/30/11	2	SC State. 12/14/11
STEALS	9	C. of Charleston, 11/23/11	4	Furman, 12/11/11
		Alabama A&M, 11/14/11		at Clemson, 11/17/11
BLOCKED SHOTS	11	at Clemson, 11/17/11	0	SC State, 12/14/11
				Presbyterian, 11/27/11
TURNOVERS	29	Furman, 12/11/11	16	at NC State, 12/4/11
		C. of Charleston, 11/23/11		
FOULS	25	at Xavier, 11/30/11	9	Presbyterian, 11/27/11

The Last Time ...

Individual

Scored 50 Points

South Carolina 51, Jocelyn Penn vs. Stetson, 1/4/03
Opponent Never

Scored 40 Points

South Carolina 51, Jocelyn Penn vs. Stetson, 1/4/03
Opponent 46, Cornelia Gayden, LSU, 1/14/95

Scored 30 Points

South Carolina 30, Ieasia Walker vs. Clemson, 11/18/10
Opponent 32, LaQueta Ferguson, Florida International, 11/25/07

Grabbed 20 Rebounds

South Carolina 25, Kelsey Bone vs. Boston University, 12/28/09
Opponent 24, Courtney Paris, Oklahoma, 12/30/07

Grabbed 15 Rebounds

South Carolina 18, Ashley Bruner vs. Penn State, 11/20/11
Opponent 15, Talie East, Penn State, 11/20/11

Two Players with 20 or More Points

South Carolina Kelsey Bone 24/Valerie Nainima 20 at Auburn, 2/4/10
Opponent Angie Bjorklund 23/Shekinna Stricklen 21, Tennessee, 1/17/10

Two Players with 10 or More Rebounds

South Carolina Charenee Stephens 11/Kelsey Bone 10 vs. Mississippi, 3/4/10
Opponent Shekinna Stricklen 10/Alyssia Brewer 10, Tennessee, 2/17/11

Had 10 Assists

South Carolina 10, Samone Kennedy at Florida, 2/24/08
Opponent 11, Marneshia Richard, Mississippi State, 1/21/07

Had Five Steals

South Carolina 6, Ieasia Walker vs. Furman, 12/11/11
Opponent 5, Sam Ramirez, Appalachian State, 3/16/11

Had Five Blocked Shots

South Carolina 5, Demetress Adams vs. UNC Asheville, 1/3/08
Opponent 7, Talia East, Penn State, 11/20/11

Had a Double-Double

South Carolina Charenee Stephens (13 pts/11 reb) vs. Appalachian State, 3/16/11
Opponent Nadra Robertson (10 pts/10 reb), Alabama A&M, 11/14/11

Two Players had a Double-Double

South Carolina Kelsey Bone (20 pts/10 reb)/Charenee Stephens vs. Mississippi, 3/4/10
Opponent Shekinna Stricklen (18 pts/16 reb) and Kelley Cain (11 pts/11 reb), Tennessee, 1/20/11

Had a Triple-Double

South Carolina Iva Sliskovic (18 pts, 15 reb, 10 asst) vs. High Point, 12/20/06
Opponent Never

Team

Scored 100 Points

South Carolina 102 vs. North Carolina A&T, 3/21/08
Opponent 103, Clemson, 11/21/03

Won by 30 or More Points

South Carolina 66-21 (45), vs. SC State, 12/14/11
Opponent 66-34 (32), Georgia, 3/4/11

Shot 65% or Better from the Field

South Carolina .652 (45-69) vs. East Tennessee State, 12/19/00
Opponent Never

Shot 60% or Better from the Field

South Carolina .608 (31-51) vs. Jackson State, 12/7/07
Opponent .604 (29-48), Vanderbilt, 1/18/01

Shot 50% or Better from the Field

South Carolina .500 (26-52) vs. Appalachian State, 3/16/11
Opponent .500 (21-42), Penn State, 11/20/11

No Players in Double-Figure Points

South Carolina at Stanford, 11/26/10
Opponent SC State, 12/14/11

Five Players in Double-Figure Points

South Carolina vs. LSU, 1/6/11
Opponent Arkansas, 2/14/10

Faced AP Top-25 Opponent

Win 66-61 vs. No. 15 Kentucky, 2/10/11
Loss 50-55 vs. No. 11 Penn State, 11/20/11

Faced AP Top-10 Opponent

Win 71-52 vs. No. 6 Vanderbilt, 1/3/02
Loss 60-82 at No. 4 Tennessee, 2/17/11

Faced AP Top-5 Opponent

Win 70-66 vs. No. 5 Vanderbilt, 1/28/98
Loss 60-82 at No. 4 Tennessee, 2/17/11

Faced AP No. 1 Team

Win Never
Loss 48-77 vs. No. 1 UConn, 12/29/08

Overtime Game

Win 64-62 at Arkansas, 2/6/11
Loss 60-74 vs. Vanderbilt, 2/27/11

Double-Overtime Game

Win 92-91 at Florida State, 2/4/91
Loss 92-94 at Clemson, 11/19/09

South Carolina Was Ranked

AP No. 1 Never
AP Top 10 No. 10, 2/18/02
AP Top 25 No. 16, 3/17/03

Official Basketball Box Score -- Game Totals -- Final Statistics
South Carolina vs Illinois
11/11/11 3:30 pm at Champaign, Ill.

South Carolina 71 • 1-0

#	Player	Total		3-Ptr		Rebounds			PF	TP	A TO Blk Stl				Min
		FG-FGA	FG-FGA	FT-FTA	Off Def Tot	PF	TP	A TO Blk Stl							
12	STEPHENS, Charenee	f	2-3	0-0	0-0	1 1 2	1 4	0 0 0 0	0	16					
22	NEWTON, Courtney	f	0-0	0-0	2-2	0 1 1	3 2	0 1 1 0	7						
03	WALKER, Ieasia	g	2-5	0-1	4-6	1 4 5	3 8	2 4 0 0	23						
05	GRANT, Markeshia	g	3-8	3-7	2-2	2 2 4	0 11	3 0 0 0	22						
11	SUTTON, La'Keisha	g	3-10	0-2	4-6	2 0 2	2 10	3 3 0 1	30						
00	SELLERS, Imani		0-0	0-0	0 0 0	1 1 2	0 0	0 0 0 0	3						
01	WILSON, Ebony		2-2	0-0	0-0	1 1 2	1 4	1 0 1 3	18						
20	WHITE, Sancheon		1-9	1-4	3-4	2 1 3	0 6	3 0 0 0	15						
21	BRUNER, Ashley		6-9	0-0	2-3	4 2 6	2 14	2 1 0 3	26						
23	ROY, Tina		2-4	1-2	0-0	0 0 0	0 5	0 1 0 0	10						
24	WELCH, Aleighsa		1-2	0-0	0-0	1 2 3	2 2	0 1 0 0	16						
30	DECHEVA, Pamela		0-0	0-0	0-0	0 0 0	2 0	0 1 0 0	5						
33	IBIAM, Elem		2-5	0-0	1-2	3 1 4	3 5	0 1 0 0	9						
Team						1 0 1									
Totals			24-57	5-16	18-25	18 16 34	21 71	14 14 2 9	200						

FG % 1st Half: 9-34 26.5% 2nd half: 15-23 65.2% Game: 24-57 42.1% Deadball Rebounds 2,1
 3FG % 1st Half: 4-11 36.4% 2nd half: 1-5 20.0% Game: 5-16 31.3%
 FT % 1st Half: 9-10 90.0% 2nd half: 9-15 60.0% Game: 18-25 72.0%

Illinois 52 • 0-1

#	Player	Total		3-Ptr		Rebounds			PF	TP	A TO Blk Stl				Min
		FG-FGA	FG-FGA	FT-FTA	Off Def Tot	PF	TP	A TO Blk Stl							
00	Penn, Karisma	f	2-5	0-0	6-9	2 2 4	5 10	2 4 5 2	34						
04	Magrum, Kersten	f	1-5	0-0	6-6	2 4 6	4 8	1 0 0 0	17						
12	McCully, Lydia	g	3-8	0-0	7-8	4 1 5	3 13	0 0 0 0	37						
22	Crawford, Ivory	g	0-6	0-1	1-2	1 3 4	2 1	0 1 0 0	26						
42	Moore, Amber	g	3-3	1-1	1-2	0 4 4	1 8	2 6 0 1	31						
03	Tuck, Taylor		0-1	0-0	0-0	0 1 1	0 0	0 1 0 1	8						
05	Oden, Nia		1-3	0-0	0-0	1 1 2	0 2	0 0 0 0	7						
11	Mitchell, Eboni		0-1	0-0	0-0	0 0 0	0 0	0 1 0 0	3						
20	Burke, Alexis		3-3	0-0	0-2	1 1 2	2 6	0 2 0 0	12						
21	Blinn, Macie		0-2	0-0	0-0	0 0 0	1 0	0 1 0 0	3						
23	Smith, Alexis		0-1	0-0	2-4	0 0 0	1 2	0 2 0 0	14						
34	Rukavina, Lana		0-0	0-0	2-2	0 1 1	1 2	0 0 0 0	8						
Team						1 2 3									
Totals			13-38	1-2	25-35	12 20 32	20 52	5 22 5 6	200						

FG % 1st Half: 8-22 36.4% 2nd half: 5-16 31.3% Game: 13-38 34.2% Deadball Rebounds 6
 3FG % 1st Half: 0-1 0.0% 2nd half: 1-1 100.0% Game: 1-2 50.0%
 FT % 1st Half: 8-11 72.7% 2nd half: 17-24 70.8% Game: 25-35 71.4%

Officials: Tina Napier, Felicia Grinter, Erika Herriman

Technical fouls: South Carolina-None. Illinois-None.

Attendance: 770

GAME ID: 1026021

Score by periods	1st	2nd	Total	Points	In	Off	2nd	Fast	Bench
South Carolina	31	40	71	SC	26	27	18	4	36
Illinois	24	28	52	ILL	20	16	12	4	12

Last FG - SC 2nd-01:31, ILL 2nd-03:05.
 Largest lead - SC by 30 2nd-07:10, ILL by 2 1st-19:33.
 Score tied - 3 times.
 Lead changed - 1 time.



Official Basketball Box Score -- Game Totals -- Final Statistics
Alabama A&M vs South Carolina
11/14/11 7 p.m. at Columbia, S.C./Colonial Life Arena



Alabama A&M 53 • 0-2

#	Player	Total		3-Ptr		Rebounds			PF	TP	A TO Blk Stl				Min
		FG-FGA	FG-FGA	FT-FTA	Off Def Tot	PF	TP	A TO Blk Stl							
24	SANDERS, Jasmine	f	2-3	0-0	0-0	0 4 4	3 4	0 1 0 0	22						
55	ROBERTSON, Nadra	c	5-7	0-0	0-1	5 5 10	3 10	1 3 2 1	28						
14	WATKINS, Nesfayia	g	0-3	0-1	4-4	2 2 4	1 4	1 1 0 0	28						
22	DAVIS, Shundray	g	5-17	1-2	0-0	2 5 7	4 11	1 2 0 3	35						
23	TOBAR, Whiquitta	g	7-20	1-5	5-6	3 2 5	2 20	0 6 2 1	37						
03	STRICKLAND, Alyssa		0-1	0-0	0-0	0 0 0	0 0	0 0 0 0	1						
12	SIPPAL, Taylor		0-0	0-0	0-0	0 0 0	0 0	0 2 0 0	1						
20	FAUNTLEROY, Kiersten		0-0	0-0	2-2	0 0 0	2 2	0 1 0 0	11						
25	ONEAL, Danielle		1-6	0-2	0-0	2 0 2	2 2	0 1 0 0	17						
33	WILLIAMS, Gabrielle		0-2	0-0	0-0	2 1 3	4 0	2 0 1 0	13						
44	FARRIS, Shatavia		0-1	0-0	0-0	1 0 1	0 0	0 0 0 0	7						
Team						3 2 5									
Totals			20-60	2-10	11-13	20 21 41	21 53	5 18 5 9	200						

FG % 1st Half: 9-28 32.1% 2nd half: 11-32 34.4% Game: 20-60 33.3% Deadball Rebounds 3,1
 3FG % 1st Half: 1-4 25.0% 2nd half: 1-6 16.7% Game: 2-10 20.0%
 FT % 1st Half: 5-7 71.4% 2nd half: 6-6 100.0% Game: 11-13 84.6%

South Carolina 60 • 2-0

#	Player	Total		3-Ptr		Rebounds			PF	TP	A TO Blk Stl				Min
		FG-FGA	FG-FGA	FT-FTA	Off Def Tot	PF	TP	A TO Blk Stl							
12	STEPHENS, Charenee	f	0-0	0-0	0-0	0 1 1	0 0	0 1 0 0	5						
03	WALKER, Ieasia	g	4-7	0-1	5-8	2 3 5	3 13	1 3 2 3	34						
05	GRANT, Markeshia	g	0-5	0-3	1-2	2 0 2	0 1	6 2 1 2	27						
11	SUTTON, La'Keisha	g	5-15	1-5	2-2	3 3 6	3 13	4 2 0 0	36						
22	NEWTON, Courtney	g	2-4	2-4	0-0	0 1 1	2 6	0 0 0 2	16						
01	WILSON, Ebony		0-0	0-0	0-0	0 1 1	0 0	0 0 1 0	12						
20	WHITE, Sancheon		0-4	0-2	0-0	0 1 1	1 0	0 0 0 0	8						
21	BRUNER, Ashley		7-16	0-0	1-3	5 3 8	4 15	2 1 3 4	32						
23	ROY, Tina		0-1	0-1	0-0	1 0 1	0 0	0 0 0 0	5						
24	WELCH, Aleighsa		4-6	0-0	4-6	4 5 9	1 12	1 2 1 0	21						
33	IBIAM, Elem		0-2	0-0	0-0	1 0 1	0 0	0 2 1 0	4						
Team						3 0 3									
Totals			22-60	3-16	13-21	21 18 39	14 60	14 13 9 11	200						

FG % 1st Half: 13-36 36.1% 2nd half: 9-24 37.5% Game: 22-60 36.7% Deadball Rebounds 3,1
 3FG % 1st Half: 3-12 25.0% 2nd half: 0-4 0.0% Game: 3-16 18.8%
 FT % 1st Half: 1-2 50.0% 2nd half: 12-19 63.2% Game: 13-21 61.9%

Officials: Dee Kantner, Denise Brooks, Lawson Newton

Technical fouls: Alabama A&M-None. South Carolina-None.

Attendance: 2118

Score by periods	1st	2nd	Total	Points	In	Off	2nd	Fast	Bench
Alabama A&M	24	29	53	AAMU	30	24	14	6	4
South Carolina	30	30	60	SC	38	17	12	6	27

Last FG - AAMU 2nd-00:38, SC 2nd-03:32.
 Largest lead - AAMU by 3 1st-18:00, SC by 15 1st-08:17.
 Score tied - 1 time.
 Lead changed - 5 times.



Official Basketball Box Score -- Game Totals -- Final Statistics
South Carolina vs Clemson
11/17/11 7:00 PM at Clemson, SC - Littlejohn Coliseum



South Carolina 65 • 3-0

#	Player	Total		3-Ptr		Rebounds			PF	TP	A TO Blk Stl				Min
		FG-FGA	FG-FGA	FT-FTA	Off Def Tot	PF	TP	A TO Blk Stl							
22	NEWTON, Courtney	f	0-1	0-0	0-0	2 3 5	1 0	0 1 0 1	15						
03	WALKER, Ieasia	g	2-5	0-0	2-2	1 4 5	4 6	2 1 0 1	31						
05	GRANT, Markeshia	g	3-11	0-1	0-1	1 1 2	1 6	2 1 0 1	24						
11	SUTTON, La'Keisha	g	2-7	0-1	1-4	1 1 2	1 5	6 2 1 7	31						
12	STEPHENS, Charenee	g	8-12	0-0	3-4	4 1 5	2 19	0 1 0 2	21						
00	SELLERS, Imani		0-0	0-0	0-0	0 0 0	0 0	0 0 0 0	3						
01	WILSON, Ebony		1-1	0-0	1-2	1 1 2	1 3	0 1 0 0	3						
20	WHITE, Sancheon		0-4	0-0	1-2	0 2 2	0 1	0 1 0 1	10						
21	BRUNER, Ashley		2-6	0-0	2-3	1 3 4	3 6	0 0 0 0	18						
23	ROY, Tina		3-6	1-3	2-4	0 2 2	2 9	0 1 0 0	17						
24	WELCH, Aleighsa		2-4	0-0	2-2	1 4 5	3 6	1 0 0 0	16						
30	DECHEVA, Pamela		0-1	0-1	0-0	0 0 0	0 0	0 0 0 0	3						
33	IBIAM, Elem		2-5	0-0	0-0	3 1 4	1 4	0 2 0 0	8						
Team						0 2 2									
Totals			25-63	1-6	14-24	15 25 40	19 65	11 12 1 14	200						



Official Basketball Box Score -- Game Totals -- Final Statistics
Coll. of Charleston vs South Carolina
 11/23/11 7 p.m. at Columbia, S.C./Colonial Life Arena



Coll. of Charleston 40 • 1-3

#	Player		Total		3-Ptr		Rebounds			PF	TP	A TO Blk Stl				Min
			FG-FGA	FG-FGA	FT-FTA	Off	Def	Tot								
05	Cathryn Hardy	f	1-8	0-2	6-7	1	4	5	4	8	0	2	0	3	33	
11	Christy Hewatt	f	2-9	1-3	0-3	3	1	4	2	5	1	3	0	1	32	
55	Latisha Harris	c	2-2	0-0	1-2	1	5	6	4	5	0	3	1	1	17	
22	Jillian Brown	g	0-2	0-0	0-3	0	2	2	0	0	7	8	0	2	38	
32	Megan Fischer	g	4-11	2-5	0-0	1	0	1	3	10	0	4	0	1	32	
02	Deidre Ramer		3-5	0-1	0-0	1	3	4	3	6	0	3	0	1	15	
20	Brittany Johnson		2-4	0-0	0-0	1	1	2	2	4	1	2	0	0	20	
30	Mikaela Hopkins		1-4	0-0	0-0	3	2	5	2	2	0	2	0	0	13	
Team						1	1	2								
Totals			15-45	3-11	7-15	12	19	31	20	40	9	29	1	9	200	

FG % 1st Half: 8-21 38.1% 2nd half: 7-24 29.2% Game: 15-45 33.3%
 3FG % 1st Half: 2-5 40.0% 2nd half: 1-6 16.7% Game: 3-11 27.3%
 FT % 1st Half: 3-4 75.0% 2nd half: 4-11 36.4% Game: 7-15 46.7%

South Carolina 59 • 4-1

#		Player	Total		3-Ptr		Rebounds			PF	TP	A TO Blk Stl				Min
			FG-FGA	FG-FGA	FT-FTA	Off	Def	Tot								
12		STEPHENS, Charenee	f	1-4	0-0	3-4	3	1	4	0	5	0	0	0	1	16
03		WALKER, Ieasia	g	1-4	0-2	0-0	2	0	2	1	2	3	7	0	3	25
05		GRANT, Markeshia	g	6-14	0-4	2-3	2	3	5	1	14	2	2	0	1	24
11		SUTTON, La'Keisha	g	1-10	1-6	0-0	1	1	2	0	3	2	2	0	1	24
22		NEWTON, Courtney	g	0-1	0-1	0-0	0	3	3	2	0	0	1	0	1	13
00		SELLERS, Imani		0-1	0-1	0-2	0	0	0	1	0	0	0	0	0	3
01		WILSON, Ebony		0-1	0-0	3-6	1	1	2	1	3	0	1	0	1	15
20		WHITE, Sancheon		0-3	0-1	1-2	1	0	1	1	1	0	1	0	0	12
21		BRUNER, Ashley		5-7	0-0	3-4	7	2	9	2	13	1	3	2	4	19
23		ROY, Tina		2-8	2-6	3-4	1	2	3	0	9	0	1	0	1	16
24		WELCH, Aleighsa		1-3	0-0	3-4	5	4	9	2	5	0	2	1	0	17
30		DECHEVA, Pamela		0-0	0-0	0-0	0	0	0	1	0	0	0	0	0	5
33		IBIAM, Elem		1-2	0-0	2-2	2	2	4	2	4	0	1	0	0	11
Team							2	1	3							
Totals				18-58	3-21	20-31	27	20	47	14	59	8	22	3	13	200

FG % 1st Half: 7-28 25.0% 2nd half: 11-30 36.7% Game: 18-58 31.0%
 3FG % 1st Half: 2-10 20.0% 2nd half: 1-11 9.1% Game: 3-21 14.3%
 FT % 1st Half: 6-9 66.7% 2nd half: 14-22 63.6% Game: 20-31 64.5%

Officials: Bryan Entertline, Mary Day, Melanie Davis
 Technical fouls: Coll. of Charleston-None. South Carolina-None.
 Attendance: 2314

Score by periods	1st	2nd	Total
Coll. of Charleston	21	19	40
South Carolina	22	37	59

Last FG - COFC 2nd-01:33, SC 2nd-08:39.
 Largest lead - COFC by 4 1st-05:22, SC by 26 2nd-06:03.

Score tied - 3 times.
 Lead changed - 4 times.



Official Basketball Box Score -- Game Totals -- Final Statistics
South Carolina vs Xavier
 11/30/11 7:00 p.m. at Cincinnati, Ohio (Cintas Center)



South Carolina 67 • 6-1

#	Player		Total		3-Ptr	Rebounds			PF	TP					Min
			FG-FGA	FG-FGA	FT-FTA	Off	Def	Tot			A	TO	Blk	Stl	
12	STEPHENS, Charenee	f	0-2	0-0	0-0	2	3	5	0	0	0	0	1	0	16
22	NEWTON, Courtney	f	0-2	0-2	0-0	1	0	1	2	0	0	2	1	0	9
03	WALKER, Ieasia	g	0-6	0-0	0-0	0	2	2	2	0	0	1	0	1	25
05	GRANT, Markeshia	g	7-12	2-4	2-2	0	1	1	2	18	2	2	0	2	34
11	SUTTON, La'Keisha	g	4-7	0-1	2-5	0	1	1	5	10	5	5	0	1	33
20	WHITE, Sancheon		4-5	0-0	2-3	1	2	3	2	10	0	1	1	1	15
21	BRUNER, Ashley		2-5	0-0	4-11	0	2	2	3	8	1	3	0	3	22
23	ROY, Tina		1-4	0-3	0-0	0	2	2	0	2	0	0	0	0	14
24	WELCH, Aleighsa		3-4	0-0	10-15	6	2	8	1	16	1	1	2	3	23
33	IBIAM, Elem		1-3	0-1	1-2	2	4	6	2	3	0	0	3	0	9
	Team					2	1	3							
	Totals		22-50	2-11	21-38	14	20	34	19	67	9	15	8	11	200

FG % 1st Half: 12-28 42.9% 2nd half: 10-22 45.5% Game: 22-50 44.0%
 3FG % 1st Half: 0-3 0.0% 2nd half: 2-8 25.0% Game: 2-11 18.2%
 FT % 1st Half: 10-19 52.6% 2nd half: 11-15 73.3% Game: 21-38 55.3%

Xavier 56 • 1-4

#	Player		Total		3-Ptr		Rebounds			PF	TP	A TO Blk Stl				Min
			FG	FGA	FG-FGA	FT	FTA	Off	Def			Tot				
02	GRAY, Amber	f	1-3	0-1	0-0	0	4	4	5	2	1	1	1	0	16	
12	PACHKO, Jessica	f	1-2	0-0	2-4	1	5	6	5	4	1	4	3	1	19	
00	MOSS, Tyeasha	g	5-13	2-5	0-2	0	1	1	2	12	2	8	0	0	38	
03	HAWKES, Shatyr	g	5-12	2-5	6-8	3	3	6	2	18	6	3	0	4	40	
10	HOLMES, Lynette	g	2-8	0-0	0-0	3	2	5	2	4	1	2	0	0	32	
05	STRATMAN, Liz		4-6	0-0	0-0	1	3	4	3	8	3	2	0	1	21	
13	WANNINGER, Ashley		0-1	0-1	2-2	0	1	1	2	2	1	1	0	0	11	
22	JOHNSON, Sabrina		2-4	0-0	2-2	3	5	8	4	6	1	2	0	0	23	
Team						1	0	1								
Totals			20-49	4-12	12-18	12	24	36	25	56	16	23	4	6	200	

FG % 1st Half: 9-23 39.1% 2nd half: 11-26 42.3% Game: 20-49 40.8%
 3FG % 1st Half: 1-4 25.0% 2nd half: 3-8 37.5% Game: 4-12 33.3%
 FT % 1st Half: 1-3 33.3% 2nd half: 11-15 73.3% Game: 12-18 66.7%

Officials: Laura Morris, Bonita Spence, Angelica Suffren
 Technical fouls: South Carolina-None. Xavier-None.
 Attendance: 1032

Score by periods	1st	2nd	Total
South Carolina	34	33	67
Xavier	20	36	56

Last FG - SC 2nd-00:41, XU 2nd-01:01.
 Largest lead - SC by 17 2nd-04:56, XU by 2 1st-18:55.

Score tied - 1 time.
 Lead changed - 1 time.



Official Basketball Box Score -- Game Totals -- Final Statistics
Presbyterian vs South Carolina
 11/27/11 1 p.m. at Columbia, S.C./Colonial Life Arena



Presbyterian 24 • 2-4

#	Player		Total		3-Ptr		Rebounds			PF	TP	A TO Blk Stl				Min
			FG-FGA	FG-FGA	FT-FTA	Off	Def	Tot								
51	PIETROWSKI, Mariah	c	1-9	0-0	0-0	1	2	3	1	2	1	2	0	1	28	
03	SMITH, Sherece	g	4-8	0-0	0-1	0	5	5	0	8	0	1	0	1	28	
05	DAVID, Dria	g	3-3	1-1	0-2	0	1	1	3	7	1	7	0	1	32	
20	FOTHERGILL, Devin	g	0-4	0-1	2-4	0	5	5	1	2	1	4	0	1	27	
24	STEVENS, Kristen	g	0-1	0-1	0-0	0	3	3	0	0	1	1	0	1	28	
01	CARTER, Noelle		0-2	0-0	0-0	2	0	2	0	0	0	0	0	0	3	
10	TAYLOR, Karlee		1-6	1-3	0-0	0	1	1	1	3	0	1	0	1	25	
11	PARKER, Chelsea		0-1	0-0	0-0	1	1	2	2	0	1	0	0	0	12	
22	BURNSIDE, Shonda		1-5	0-0	0-0	0	2	2	1	2	0	1	0	1	11	
23	SCHAAF, Megan		0-1	0-0	0-0	0	0	0	0	0	0	0	0	0	3	
34	TOWERS-SOLIS, Olivia		0-0	0-0	0-0	0	0	0	0	0	0	1	0	0	3	
Team						2	2	4				1				
Totals			10-40	2-6	2-7	6	22	28	9	24	5	19	0	7	200	

FG % 1st Half: 6-16 37.5% 2nd half: 4-24 16.7% Game: 10-40 25.0%
 3FG % 1st Half: 1-1 100.0% 2nd half: 1-5 20.0% Game: 2-6 33.3%
 FT % 1st Half: 0-5 0.0% 2nd half: 2-2 100.0% Game: 2-7 28.6%

South Carolina 52 • 5-1

		Total	3-Ptr		Rebounds										
#	Player	FG-FGA	FG-FGA	FT-FTA	Off	Def	Tot	PF	TP	A	TO	Blk	Stl	Min	
12	STEPHENS, Charenee	f	0-2	0-0	0	2	1	3	0	0	0	2	0	0	11
03	WALKER, Ieasia	g	1-7	0-2	0-0	1	5	6	0	2	6	2	0	2	27
05	GRANT, Markeshia	g	2-6	2-2	0-0	0	0	0	1	6	0	2	0	1	18
11	SUTTON, La'Keisha	g	1-3	0-2	0-0	0	2	2	0	2	4	4	1	2	20
22	NEWTON, Courtney	g	0-3	0-2	0-0	2	1	3	0	0	0	0	0	0	14
00	SELLERS, Imani		1-1	1-1	0-0	0	0	0	1	3	1	0	0	0	5
01	WILSON, Ebony		0-0	0-0	0-0	0	1	1	0	0	0	2	0	0	11
20	WHITE, Sancheon		1-5	0-2	1-1	1	2	3	2	3	3	1	0	1	16
21	BRUNER, Ashley		5-9	0-0	0-4	4	7	11	1	10	2	0	1	0	27
23	ROY, Tina		5-10	5-9	0-2	0	4	4	0	15	0	1	0	2	22
24	WELCH, Aleighsa		4-4	0-0	1-2	2	1	3	0	9	1	0	3	0	21
30	DECHEVA, Pamela		0-0	0-0	0-0	0	0	0	0	0	0	0	0	0	3
33	IBIAM, Elem		1-3	0-0	0-0	2	1	3	2	2	0	1	1	0	5
Team						0	1	1							
Totals			21-53	8-20	2-9	14	26	40	7	52	17	15	6	8	200



Official Basketball Box Score -- Game Totals -- Final Statistics
Furman vs South Carolina
 12/11/11 1 p.m. at Columbia, S.C./Colonial Life Arena



Furman 33 • 5-3

#	Player	Total		3-Ptr		Rebounds			PF	TP	A	TO	Blk	Stl	Min
		FG	FGA	FG	FGA	FT	FTA	Off Def Tot							
31	HODGES, Brittany	f	0-0	0-0	0-0	0	2	2	3	0	0	2	0	0	8
32	BOOKER, Lashana	f	1-4	1-2	0-0	1	3	4	2	3	1	5	0	0	19
14	MURPHY, Kaitlin	g	0-1	0-0	0-0	1	1	2	1	0	1	7	1	0	9
20	THOMPSON, Raegan	g	1-9	0-5	0-0	4	2	6	1	2	0	1	1	0	25
33	GRISWOLD, Teshia	g	1-7	0-1	2-2	2	1	3	3	4	0	3	1	0	22
04	ROBERTS, Janice		3-8	0-0	3-4	2	1	3	2	9	1	2	0	1	27
10	DURDALLER, Sarah		2-4	0-0	1-1	0	1	1	2	5	0	4	2	2	20
11	REIMER, Courtney		0-0	0-0	0-0	0	1	1	0	0	0	0	0	0	3
13	RANDOLPH, Ayanna		0-0	0-0	0-0	0	0	0	0	1	2	0	0	0	13
15	BRYAN, Savonia		1-2	0-0	0-0	1	3	4	0	2	0	2	1	0	15
23	PETERSON, Alexis		2-7	0-0	3-4	3	0	3	2	7	1	0	0	1	21
24	MORRISSEY, Brigid		0-2	0-0	1-2	0	3	3	2	1	0	1	0	0	18
	Team					2	2	4							
Totals			11-44	1-8	10-13	16	20	36	18	33	5	29	6	4	200

FG % 1st Half: 5-19 26.3% 2nd half: 6-25 24.0% Game: 11-44 25.0% Deadball Rebounds 1,1
 3FG % 1st Half: 1-4 25.0% 2nd half: 0-4 0.0% Game: 1-8 12.5%
 FT % 1st Half: 0-0 0.0% 2nd half: 10-13 76.9% Game: 10-13 76.9%

South Carolina 72 • 7-2

#	Player	Total		3-Ptr		Rebounds			PF	TP	A	TO	Blk	Stl	Min
		FG	FGA	FG	FGA	FT	FTA	Off Def Tot							
12	STEPHENS, Charenee	f	0-2	0-0	0-0	3	1	4	3	0	1	1	2	1	14
03	WALKER, Ieasia	g	4-9	1-2	1-2	1	2	3	1	10	4	3	0	6	20
05	GRANT, Markeshia	g	10-13	2-4	0-0	2	6	8	0	22	2	0	0	1	28
11	SUTTON, La'Keisha	g	3-5	0-1	5-5	0	0	0	0	11	3	0	0	3	18
22	NEWTON, Courtney	g	0-3	0-2	0-0	1	0	1	1	0	0	0	0	0	15
00	SELLERS, Imani		1-1	0-0	0-0	0	2	2	1	2	0	0	0	2	7
01	WILSON, Ebony		1-2	0-0	0-0	1	0	1	0	2	0	0	0	0	9
20	WHITE, Sancheon		2-4	0-0	2-4	1	2	3	0	6	0	1	1	2	19
21	BRUNER, Ashley		1-6	0-0	3-6	3	0	3	3	5	2	1	2	4	19
23	ROY, Tina		1-5	0-4	0-0	1	0	1	2	2	0	0	0	1	13
24	WELCH, Aleighsa		2-6	0-0	1-2	6	2	8	1	5	2	1	2	2	22
30	DECHEVA, Pamela		0-1	0-1	0-0	0	0	0	0	0	1	0	0	0	4
33	IBIAM, Elem		3-6	0-0	1-5	0	2	2	4	7	0	1	2	1	12
	Team					2	0	2							
Totals			28-63	3-14	13-24	21	17	38	16	72	15	8	11	21	200

FG % 1st Half: 16-32 50.0% 2nd half: 12-31 38.7% Game: 28-63 44.4% Deadball Rebounds 4,2
 3FG % 1st Half: 3-7 42.9% 2nd half: 0-7 0.0% Game: 3-14 21.4%
 FT % 1st Half: 5-11 45.5% 2nd half: 8-13 61.5% Game: 13-24 54.2%

Officials: Lisa Mattingly, Metta Roberts, Michael McConnell
 Technical fouls: Furman-None. South Carolina-None.
 Attendance: 1827

Score by periods	1st	2nd	Total
Furman	11	22	33
South Carolina	40	32	72

Points	In Paint	Off T/O	2nd Chance	Fast Break	Bench
FUR	18	6	5	8	24
SC	44	35	20	16	29

Last FG - FUR 2nd-07:43, SC 2nd-01:53.
 Largest lead - FUR None, SC by 42 2nd-12:13.

Score tied - 0 times.
 Lead changed - 0 times.



Official Basketball Box Score -- Game Totals -- Final Statistics
South Carolina State vs South Carolina
 12/14/11 Noon at Columbia, S.C./Colonial Life Arena



South Carolina State 21 • 3-6

#	Player	Total		3-Ptr		Rebounds			PF	TP	A	TO	Blk	Stl	Min
		FG	FGA	FG	FGA	FT	FTA	Off Def Tot							
42	FLOWERS, Tracey	f	1-8	0-0	0-2	2	1	3	2	2	0	1	0	0	26
32	ALSTON, Paris	c	0-2	0-0	0-0	1	3	4	3	0	0	2	0	0	26
03	KNOTT, Tiara	g	2-10	1-2	1-2	0	0	0	3	6	1	1	0	1	37
04	DUREN, Gabriel	g	0-9	0-2	2-2	2	2	4	2	2	1	4	0	2	28
15	FOX, Trinese	g	0-4	0-1	0-0	1	2	3	1	0	0	4	0	0	19
01	WILLIAMS, Kourtney		2-7	0-0	2-4	2	1	3	1	6	0	1	0	0	14
05	GOODWIN, Persephone		0-0	0-0	0-0	0	2	2	0	0	0	0	0	0	7
13	JOHNSON, Lauren		1-6	0-4	2-2	0	0	0	0	4	0	1	0	1	18
21	PETES, Aiana		0-0	0-0	0-0	0	1	1	1	0	0	0	0	0	6
22	RICHARDSON, London		0-1	0-0	1-2	0	1	1	0	1	0	0	0	0	4
23	PERKINS, Christiana		0-1	0-1	0-0	0	0	0	0	0	0	0	0	0	2
34	HEMPHILL, Tiana		0-0	0-0	0-0	1	1	2	3	0	0	1	0	1	13
	Team					4	1	5							
Totals			6-48	1-10	8-14	13	15	28	16	21	2	15	0	5	200

FG % 1st Half: 3-25 12.0% 2nd half: 3-23 13.0% Game: 6-48 12.5% Deadball Rebounds 2,1
 3FG % 1st Half: 0-5 0.0% 2nd half: 1-5 20.0% Game: 1-10 10.0%
 FT % 1st Half: 2-2 100.0% 2nd half: 6-12 50.0% Game: 8-14 57.1%

South Carolina 66 • 8-2

#	Player	Total		3-Ptr		Rebounds			PF	TP	A	TO	Blk	Stl	Min
		FG	FGA	FG	FGA	FT	FTA	Off Def Tot							
12	STEPHENS, Charenee	f	3-4	0-0	0-1	1	1	2	1	6	0	0	0	0	15
03	WALKER, Ieasia	g	3-8	0-3	1-2	2	4	6	0	7	2	2	0	3	27
05	GRANT, Markeshia	g	1-4	1-3	2-2	0	2	2	0	5	3	1	0	0	26
11	SUTTON, La'Keisha	g	5-9	2-3	0-0	0	3	3	0	12	3	2	1	1	23
22	NEWTON, Courtney	g	1-3	1-3	0-1	0	1	1	1	3	0	0	0	2	15
00	SELLERS, Imani		0-1	0-0	0-0	0	0	0	1	0	0	0	0	0	3
01	WILSON, Ebony		1-2	1-2	0-0	0	1	1	2	3	3	2	0	0	15
20	WHITE, Sancheon		1-5	0-1	1-2	1	0	1	2	3	0	1	0	0	11
21	BRUNER, Ashley		1-1	0-0	2-4	2	1	3	1	4	0	1	0	0	13
23	ROY, Tina		5-8	2-5	0-0	2	2	4	0	12	0	1	1	0	14
24	WELCH, Aleighsa		3-3	0-0	3-3	3	6	9	0	9	1	1	1	0	19
30	DECHEVA, Pamela		0-2	0-2	0-0	0	1	1	1	0	0	0	0	0	4
33	IBIAM, Elem		1-2	0-0	0-1	2	5	7	2	2	1	2	0	0	15
	Team					2	4	6							
Totals			25-52	7-22	9-16	15	31	46	11	66	13	13	3	6	200

FG % 1st Half: 12-23 52.2% 2nd half: 13-29 44.8% Game: 25-52 48.1% Deadball Rebounds 3,2
 3FG % 1st Half: 4-8 50.0% 2nd half: 3-14 21.4% Game: 7-22 31.8%
 FT % 1st Half: 7-9 77.8% 2nd half: 2-7 28.6% Game: 9-16 56.3%

Officials: Felicia Grinter, Kylie Galloway, Angel Stanton
 Technical fouls: South Carolina State-None. South Carolina-None.
 Attendance: 4869

Score by periods	1st	2nd	Total
South Carolina State	8	13	21
South Carolina	35	31	66

Points	In Paint	Off T/O	2nd Chance	Fast Break	Bench
SCSUW	8	2	4	0	11
SC	28	27	19	6	33

Last FG - SCSUW 2nd-04:16, SC 2nd-02:14.
 Largest lead - SCSUW None, SC by 47 2nd-04:37.

Score tied - 0 times.
 Lead changed - 0 times.



2011-12 South Carolina Basketball
South Carolina Team Game-by-Game Comparison (as of Dec 14, 2011)
All games



Opponent	1st	2nd	Score	Mar	Total FG	FG Pct	3-Pointers	3FG Pct	Free Throws	FT Pct	Rebounds	Assist	T/Over	Block	Steal	Fouls
Illinois	31/24	40/28	71-52	+19	24-57/13-38	.421/.342	5-16/1-2	.313/.500	18-25/25-35	.720/.714	34/32 +2	14/5	14/22	2/5	9/6	21/20
ALABAMA A&M	30/24	30/29	60-53	+7	22-60/20-60	.367/.333	3-16/2-10	.188/.200	13-21/11-13	.619/.846	39/41 (2)	14/5	13/18	9/5	11/9	14/21
Clemson	43/26	22/22	65-48	+17	25-63/19-47	.397/.404	1-6/0-7	.167/.000	14-24/10-18	.583/.556	40/37 +3	11/11	12/22	1/11	14/4	19/20
#11/12 PENN STATE	22/26	28/29	50-55	(5)	19-76/21-42	.250/.500	6-29/0-6	.207/.000	6-10/13-14	.600/.929	40/39 +1	8/10	10/23	3/9	10/6	15/16
COLL. OF CHARLESTON	22/21	37/19	59-40	+19	18-58/15-45	.310/.333	3-21/3-11	.143/.273	20-31/7-15	.645/.467	47/31 +16	8/9	22/29	3/1	13/9	14/20
PRESBYTERIAN	22/13	30/11	52-24	+28	21-53/10-40	.396/.250	8-20/2-6	.400/.333	2-9/2-7	.222/.286	40/28 +12	17/5	15/19	6/0	8/7	7/9
Xavier	34/20	33/36	67-56	+11	22-50/20-49	.440/.408	2-11/4-12	.182/.333	21-38/12-18	.553/.667	34/36 (2)	9/16	15/23	8/4	11/6	19/25
NC State	18/27	35/28	53-55	(2)	22-64/20-57	.344/.351	1-15/3-7	.067/.429	8-15/12-15	.533/.800	44/41 +3	10/11	12/16	9/4	12/8	16/15
FURMAN	40/11	32/22	72-33	+39	28-63/11-44	.444/.250	3-14/1-8	.214/.125	13-24/10-13	.542/.769	38/36 +2	15/5	8/29	11/6	21/4	16/18
SOUTH CAROLINA STATE	35/8	31/13	66-21	+45	25-52/6-48	.481/.125	7-22/1-10	.318/.100	9-16/8-14	.563/.571	46/28 +18	13/2	13/15	3/0	6/5	11/16

Note: Game totals are displayed in the format TEAM/OPPONENT for each category



2011-12 South Carolina Basketball
South Carolina Points-Rebounds-Assists (as of Dec 14, 2011)
All games



			00	01	03	05	11	12	20	21	22	23	24	30	
Opponent	Date	Score	SELLERS,IM	WILSON,EBO	WALKER,IEA	GRANT,MAR	SUTTON,LA'	STEPHENS,C	WHITE,SANC	BRUNER,AS	NEWTON,CO	ROY,TINA	WELCH,ALEI	DECHEVA,P	
at ILL	11/11/11	71-52	w	0-1-0	4-2-1	8-5-2	11-4-3	10-2-3	4-2-0	6-3-3	14-6-2	2-1-0	5-0-0	2-3-0	0-0-0
AAMU	11/14/11	60-53	w	DNP	0-1-0	13-5-1	1-2-6	13-6-4	0-1-0	0-1-0	15-8-2	6-1-0	0-1-0	12-9-1	DNP
at CU	11/17/11	65-48	w	0-0-0	3-2-0	6-5-2	6-2-2	5-2-6	19-5-0	1-2-0	6-4-0	0-5-0	9-2-0	6-5-1	0-0-0
PSU	11/20/11	50-55	L	DNP	0-0-0	15-4-1	7-0-2	7-2-3	4-8-0	1-2-0	9-18-2	0-0-0	5-0-0	2-6-0	DNP
COFC	11/23/11	59-40	w	0-0-0	3-2-0	2-2-3	14-5-2	3-2-2	5-4-0	1-1-0	13-9-1	0-3-0	9-3-0	5-9-0	0-0-0
PC	11/27/11	52-24	w	3-0-1	0-1-0	2-6-6	6-0-0	2-2-4	0-3-0	3-3-3	10-11-2	0-3-0	15-4-0	9-3-1	0-0-0
at XU	11/30/11	67-56	w	DNP	DNP	0-2-0	18-1-2	10-1-5	0-5-0	10-3-0	8-2-1	0-1-0	2-2-0	16-8-1	DNP
at ST	12/04/11	53-55	L	DNP	2-1-0	0-2-3	9-1-0	8-3-3	8-8-1	6-8-0	6-8-3	0-2-0	0-1-0	14-5-0	DNP
FUR	12/11/11	72-33	w	2-2-0	2-1-0	10-3-4	22-8-2	11-0-3	0-4-1	6-3-0	5-3-2	0-1-0	2-1-0	5-8-2	0-0-1
SCSUW	12/14/11	66-21	w	0-0-0	3-1-3	7-6-2	5-2-3	12-3-3	6-2-0	3-1-0	4-3-0	3-1-0	12-4-0	9-9-1	0-1-0

33					
Opponent	Date	Score		IBIAM,ELEM	
at ILL	11/11/11	71-52	w	5-4-0	
AAMU	11/14/11	60-53	w	0-1-0	
at CU	11/17/11	65-48	w	4-4-0	
PSU	11/20/11	50-55	L	DNP	
COFC	11/23/11	59-40	w	4-4-0	
PC	11/27/11	52-24	w	2-3-0	
at XU	11/30/11	67-56	w	3-6-0	
at ST	12/04/11	53-55	L	DNP	
FUR	12/11/11	72-33	w	7-2-0	
SCSUW	12/14/11	66-21	w	2-7-1	



2011-12 South Carolina Basketball
South Carolina Individual Game-by-Game (as of Dec 14, 2011)
All games



#00 SELLERS, Imani

Opponent	Date	gs	min	Total		3-Pointers		Free throws		Rebounds				pf	a	t/o	blk	stl	pts	avg
				fg-fga	pct	3fg-fga	pct	ft-fa	pct	off	def	tot	avg							
at Illinois	11/11/11		3	0-0	.000	0-0	.000	0-0	.000	0	1	1	1.0	2	0	0	0	0	0	0.0
at Clemson	11/17/11		3	0-0	.000	0-0	.000	0-0	.000	0	0	0	0.5	0	0	0	0	0	0	0.0
COLL. OF CHARLESTON	11/23/11		3	0-1	.000	0-1	.000	0-2	.000	0	0	0	0.3	1	0	0	0	0	0	0.0
PRESBYTERIAN	11/27/11		5	1-1	1.000	1-1	1.000	0-0	.000	0	0	0	0.3	1	1	0	0	0	3	0.8
FURMAN	12/11/11		7	1-1	1.000	0-0	.000	0-0	.000	0	2	2	0.6	1	0	0	2	0	2	1.0
SOUTH CAROLINA STAT	12/14/11		3	0-1	.000	0-0	.000	0-0	.000	0	0	0	0.5	1	0	0	0	0	0	0.8
Totals		0	24	2-4	.500	1-2	.500	0-2	.000	0	3	3	0.5	6	1	0	2	0	5	0.8

Games played: 6
 Minutes/game: 4.0
 Points/game: 0.8
 FG Pct: 50.0
 3FG Pct: 50.0
 FT Pct: 0.0

Rebounds/game: 0.5
 Assists/game: 0.2
 Assist/turnover ratio: 99.9
 Blocks/game: 0.3

#01 WILSON, Ebony

Opponent	Date	gs	min	Total		3-Pointers		Free throws		Rebounds				pf	a	t/o	blk	stl	pts	avg
				fg-fga	pct	3fg-fga	pct	ft-fa	pct	off	def	tot	avg							
at Illinois	11/11/11		18	2-2	1.000	0-0	.000	0-0	.000	1	1	2	2.0	1	1	0	1	3	4	4.0
ALABAMA A&M	11/14/11		12	0-0	.000	0-0	.000	0-0	.000	0	1	1	1.5	0	0	0	1	0	0	2.0
at Clemson	11/17/11		3	1-1	1.000	0-0	.000	1-2	.500	1	1	2	1.7	1	0	1	0	0	3	2.3
#11/12 PENN STATE	11/20/11		1	0-0	.000	0-0	.000	0-0	.000	0	0	0	1.3	2	0	0	0	0	0	1.8
COLL. OF CHARLESTON	11/23/11		15	0-1	.000	0-0	.000	3-6	.500	1	1	2	1.4	1	0	1	0	1	3	2.0
PRESBYTERIAN	11/27/11		11	0-0	.000	0-0	.000	0-0	.000	0	1	1	1.3	0	0	2	0	0	0	1.7
at NC State	12/04/11		9	0-0	.000	0-0	.000	2-2	1.000	0	1	1	1.3	2	0	2	0	3	2	1.7
FURMAN	12/11/11		9	1-2	.500	0-0	.000	0-0	.000	1	0	1	1.3	0	0	0	0	0	2	1.8
SOUTH CAROLINA STAT	12/14/11		15	1-2	.500	1-2	.500	0-0	.000	0	1	1	1.2	2	3	2	0	0	3	1.9
Totals		0	93	5-8	.625	1-2	.500	6-10	.600	4	7	11	1.2	9	4	8	2	7	17	1.9

Games played: 9
 Minutes/game: 10.3
 Points/game: 1.9
 FG Pct: 62.5
 3FG Pct: 50.0
 FT Pct: 60.0

Rebounds/game: 1.2
 Assists/game: 0.4
 Turnovers/game: 0.9
 Assist/turnover ratio: 0.5
 Steals/game: 0.8
 Blocks/game: 0.2

#03 WALKER, Ieasia

Opponent	Date	gs	min	Total		3-Pointers		Free throws		Rebounds				pf	a	t/o	blk	stl	pts	avg
				fg-fga	pct	3fg-fga	pct	ft-fa	pct	off	def	tot	avg							
at Illinois	11/11/11	*	23	2-5	.400	0-1	.000	4-6	.667	1	4	5	5.0	3	2	4	0	0	8	8.0
ALABAMA A&M	11/14/11	*	34	4-7	.571	0-1	.000	5-8	.625	2	3	5	5.0	3	1	3	2	3	13	10.5
at Clemson	11/17/11	*	31	2-5	.400	0-0	.000	2-2	1.000	1	4	5	5.0	4	2	1	0	1	6	9.0
#11/12 PENN STATE	11/20/11	*	38	6-20	.300	3-9	.333	0-0	.000	1	3	4	4.8	1	1	1	0	5	15	10.5
COLL. OF CHARLESTON	11/23/11	*	25	1-4	.250	0-2	.000	0-0	.000	2	0	2	4.2	1	3	7	0	3	2	8.8
PRESBYTERIAN	11/27/11	*	27	1-7	.143	0-2	.000	0-0	.000	1	5	6	4.5	0	6	2	0	2	2	7.7
at Xavier	11/30/11	*	25	0-6	.000	0-0	.000	0-0	.000	0	2	2	4.1	2	0	1	0	1	0	6.6
at NC State	12/04/11	*	31	0-6	.000	0-3	.000	0-1	.000	1	1	2	3.9	4	3	3	2	1	0	5.8
FURMAN	12/11/11	*	20	4-9	.444	1-2	.500	1-2	.500	1	2	3	3.8	1	4	3	0	6	10	6.2
SOUTH CAROLINA STAT	12/14/11	*	27	3-8	.375	0-3	.000	1-2	.500	2	4	6	4.0	0	2	2	0	3	7	6.3
Totals		10	281	23-77	.299	4-23	.174	13-21	.619	12	28	40	4.0	19	24	27	4	25	63	6.3

Games played: 10
 Minutes/game: 28.1
 Points/game: 6.3
 FG Pct: 29.9
 3FG Pct: 17.4
 FT Pct: 61.9

Rebounds/game: 4.0
 Assists/game: 2.4
 Turnovers/game: 2.7
 Assist/turnover ratio: 0.9
 Steals/game: 2.5
 Blocks/game: 0.4



2011-12 South Carolina Basketball
South Carolina Individual Game-by-Game (as of Dec 14, 2011)
All games



#05 GRANT, Markeshia

Opponent	Date	gs	min	Total		3-Pointers		Free throws		Rebounds				pf	a	t/o	blk	stl	pts	avg	
				fg-fga	pct	3fg-fga	pct	ft-fga	pct	off	def	tot	avg								
at Illinois	11/11/11	*	22	3-8	.375	3-7	.429	2-2	1.000	2	2	4	4.0	0	3	0	0	0	11	11.0	
ALABAMA A&M	11/14/11	*	27	0-5	.000	0-3	.000	1-2	.500	2	0	2	3.0	0	6	2	1	2	1	6.0	
at Clemson	11/17/11	*	24	3-11	.273	0-1	.000	0-1	.000	1	1	2	2.7	1	2	1	0	1	6	6.0	
#11/12 PENN STATE	11/20/11	*	33	3-12	.250	1-8	.125	0-0	.000	0	0	0	2.0	3	2	0	0	1	7	6.3	
COLL. OF CHARLESTON	11/23/11	*	24	6-14	.429	0-4	.000	2-3	.667	2	3	5	2.6	1	2	2	0	1	14	7.8	
PRESBYTERIAN	11/27/11	*	18	2-6	.333	2-2	1.000	0-0	.000	0	0	0	2.2	1	0	2	0	1	6	7.5	
at Xavier	11/30/11	*	34	7-12	.583	2-4	.500	2-2	1.000	0	1	1	2.0	2	2	2	0	2	18	9.0	
at NC State	12/04/11	*	28	4-11	.364	1-5	.200	0-0	.000	0	1	1	1.9	3	0	1	0	2	9	9.0	
FURMAN	12/11/11	*	28	10-13	.769	2-4	.500	0-0	.000	2	6	8	2.6	0	2	0	0	1	22	10.4	
SOUTH CAROLINA STAT	12/14/11	*	26	1-4	.250	1-3	.333	2-2	1.000	0	2	2	2.5	0	3	1	0	0	5	9.9	
Totals			10	264	39-96	.406	12-41	.293	9-12	.750	9	16	25	2.5	11	22	11	1	11	99	9.9

Games played: 10
 Minutes/game: 26.4
 Points/game: 9.9
 FG Pct: 40.6
 3FG Pct: 29.3
 FT Pct: 75.0

Rebounds/game: 2.5
 Assists/game: 2.2
 Turnovers/game: 1.1
 Assist/turnover ratio: 2.0
 Steals/game: 1.1
 Blocks/game: 0.1

#11 SUTTON, La'Keisha

Opponent	Date	gs	min	Total		3-Pointers		Free throws		Rebounds				pf	a	t/o	blk	stl	pts	avg
				fg-fga	pct	3fg-fga	pct	ft-fga	pct	off	def	tot	avg							
at Illinois	11/11/11	*	30	3-10	.300	0-2	.000	4-6	.667	2	0	2	2.0	2	3	3	0	1	10	10.0
ALABAMA A&M	11/14/11	*	36	5-15	.333	1-5	.200	2-2	1.000	3	3	6	4.0	3	4	2	0	0	13	11.5
at Clemson	11/17/11	*	31	2-7	.286	0-1	.000	1-4	.250	1	1	2	3.3	1	6	2	1	7	5	9.3
#11/12 PENN STATE	11/20/11	*	30	2-17	.118	1-4	.250	2-2	1.000	2	0	2	3.0	1	3	2	1	0	7	8.8
COLL. OF CHARLESTON	11/23/11	*	24	1-10	.100	1-6	.167	0-0	.000	1	1	2	2.8	0	2	2	0	1	3	7.6
PRESBYTERIAN	11/27/11	*	20	1-3	.333	0-2	.000	0-0	.000	0	2	2	2.7	0	4	4	1	2	2	6.7
at Xavier	11/30/11	*	33	4-7	.571	0-1	.000	2-5	.400	0	1	1	2.4	5	5	5	0	1	10	7.1
at NC State	12/04/11	*	29	2-13	.154	0-2	.000	4-4	1.000	0	3	3	2.5	3	3	6	0	1	8	7.3
FURMAN	12/11/11	*	18	3-5	.600	0-1	.000	5-5	1.000	0	0	0	2.2	0	3	0	0	3	11	7.7
SOUTH CAROLINA STAT	12/14/11	*	23	5-9	.556	2-3	.667	0-0	.000	0	3	3	2.3	0	3	2	1	1	12	8.1
Totals		10	274	28-96	.292	5-27	.185	20-28	.714	9	14	23	2.3	15	36	28	4	17	81	8.1

Games played: 10
 Minutes/game: 27.4
 Points/game: 8.1
 FG Pct: 29.2
 3FG Pct: 18.5
 FT Pct: 71.4

Rebounds/game: 2.3
 Assists/game: 3.6
 Turnovers/game: 2.8
 Assist/turnover ratio: 1.3
 Steals/game: 1.7
 Blocks/game: 0.4



2011-12 South Carolina Basketball
South Carolina Individual Game-by-Game (as of Dec 14, 2011)
All games



#12 STEPHENS, Charenee

Opponent	Date	gs	min	Total		3-Pointers		Free throws		Rebounds				pf	a	t/o	blk	stl	pts	avg	
				fg-fga	pct	3fg-fga	pct	ft-fga	pct	off	def	tot	avg								
at Illinois	11/11/11	*	16	2-3	.667	0-0	.000	0-0	.000	1	1	2	2.0	1	0	0	0	0	4	4.0	
ALABAMA A&M	11/14/11	*	5	0-0	.000	0-0	.000	0-0	.000	0	1	1	1.5	0	0	1	0	0	0	2.0	
at Clemson	11/17/11	*	21	8-12	.667	0-0	.000	3-4	.750	4	1	5	2.7	2	0	1	0	2	19	7.7	
#11/12 PENN STATE	11/20/11	*	19	1-3	.333	0-0	.000	2-3	.667	5	3	8	4.0	0	0	2	0	1	4	6.8	
COLL. OF CHARLESTON	11/23/11	*	16	1-4	.250	0-0	.000	3-4	.750	3	1	4	4.0	0	0	0	0	1	5	6.4	
PRESBYTERIAN	11/27/11	*	11	0-2	.000	0-0	.000	0-0	.000	2	1	3	3.8	0	0	2	0	0	0	5.3	
at Xavier	11/30/11	*	16	0-2	.000	0-0	.000	0-0	.000	2	3	5	4.0	0	0	0	1	0	0	4.6	
at NC State	12/04/11	*	23	4-6	.667	0-0	.000	0-0	.000	5	3	8	4.5	0	1	0	0	1	8	5.0	
FURMAN	12/11/11	*	14	0-2	.000	0-0	.000	0-0	.000	3	1	4	4.4	3	1	1	2	1	0	4.4	
SOUTH CAROLINA STAT	12/14/11	*	15	3-4	.750	0-0	.000	0-1	.000	1	1	2	4.2	1	0	0	0	0	6	4.6	
Totals			10	156	19-38	.500	0-0	.000	8-12	.667	26	16	42	4.2	7	2	7	3	6	46	4.6

Games played: 10
Minutes/game: 15.6
Points/game: 4.6
FG Pct: 50.0
FT Pct: 66.7

Rebounds/game: 4.2
Assists/game: 0.2
Turnovers/game: 0.7
Assist/turnover ratio: 0.3
Steals/game: 0.6
Blocks/game: 0.3

#20 WHITE, Sancheon

Opponent	Date	gs	min	Total		3-Pointers		Free throws		Rebounds				pf	a	t/o	blk	stl	pts	avg
				fg-fga	pct	3fg-fga	pct	ft-fga	pct	off	def	tot	avg							
at Illinois	11/11/11		15	1-9	.111	1-4	.250	3-4	.750	2	1	3	3.0	0	3	0	0	2	6	6.0
ALABAMA A&M	11/14/11		8	0-4	.000	0-2	.000	0-0	.000	0	1	1	2.0	1	0	0	0	0	0	3.0
at Clemson	11/17/11		10	0-4	.000	0-0	.000	1-2	.500	0	2	2	2.0	0	0	1	0	1	1	2.3
#11/12 PENN STATE	11/20/11		12	0-4	.000	0-1	.000	1-2	.500	2	0	2	2.0	2	0	0	0	1	1	2.0
COLL. OF CHARLESTON	11/23/11		12	0-3	.000	0-1	.000	1-2	.500	1	0	1	1.8	1	0	1	0	0	1	1.8
PRESBYTERIAN	11/27/11		16	1-5	.200	0-2	.000	1-1	1.000	1	2	3	2.0	2	3	1	0	1	3	2.0
at Xavier	11/30/11		15	4-5	.800	0-0	.000	2-3	.667	1	2	3	2.1	2	0	1	1	1	10	3.1
at NC State	12/04/11		16	3-9	.333	0-1	.000	0-1	.000	5	3	8	2.9	1	0	0	2	3	6	3.5
FURMAN	12/11/11		19	2-4	.500	0-0	.000	2-4	.500	1	2	3	2.9	0	0	1	1	2	6	3.8
SOUTH CAROLINA STAT	12/14/11		11	1-5	.200	0-1	.000	1-2	.500	1	0	1	2.7	2	0	1	0	0	3	3.7
Totals		0	134	12-52	.231	1-12	.083	12-21	.571	14	13	27	2.7	11	6	6	4	11	37	3.7

Games played: 10
Minutes/game: 13.4
Points/game: 3.7
FG Pct: 23.1
3FG Pct: 8.3
FT Pct: 57.1

Rebounds/game: 2.7
Assists/game: 0.6
Turnovers/game: 0.6
Assist/turnover ratio: 1.0
Steals/game: 1.1
Blocks/game: 0.4



2011-12 South Carolina Basketball
South Carolina Individual Game-by-Game (as of Dec 14, 2011)
All games



#21 BRUNER, Ashley

Opponent	Date	gs	min	Total		3-Pointers		Free throws		Rebounds				pf	a	t/o	blk	stl	pts	avg
				fg-fga	pct	3fg-fga	pct	ft-fga	pct	off	def	tot	avg							
at Illinois	11/11/11		26	6-9	.667	0-0	.000	2-3	.667	4	2	6	6.0	2	2	1	0	3	14	14.0
ALABAMA A&M	11/14/11		32	7-16	.438	0-0	.000	1-3	.333	5	3	8	7.0	4	2	1	3	4	15	14.5
at Clemson	11/17/11		18	2-6	.333	0-0	.000	2-3	.667	1	3	4	6.0	3	0	0	0	1	6	11.7
#11/12 PENN STATE	11/20/11		30	4-8	.500	0-0	.000	1-3	.333	9	9	18	9.0	3	2	2	2	1	9	11.0
COLL. OF CHARLESTON	11/23/11		19	5-7	.714	0-0	.000	3-4	.750	7	2	9	9.0	2	1	3	2	4	13	11.4
PRESBYTERIAN	11/27/11		27	5-9	.556	0-0	.000	0-4	.000	4	7	11	9.3	1	2	0	1	0	10	11.2
at Xavier	11/30/11		22	2-5	.400	0-0	.000	4-11	.364	0	2	2	8.3	3	1	3	0	3	8	10.7
at NC State	12/04/11		29	3-7	.429	0-0	.000	0-4	.000	4	4	8	8.3	2	3	0	1	1	6	10.1
FURMAN	12/11/11		19	1-6	.167	0-0	.000	3-6	.500	3	0	3	7.7	3	2	1	2	4	5	9.6
SOUTH CAROLINA STAT	12/14/11		13	1-1	1.000	0-0	.000	2-4	.500	2	1	3	7.2	1	0	1	0	0	4	9.0
Totals		0	235	36-74	.486	0-0	.000	18-45	.400	39	33	72	7.2	24	15	12	11	21	90	9.0

Games played: 10
 Minutes/game: 23.5
 Points/game: 9.0
 FG Pct: 48.6
 FT Pct: 40.0

Rebounds/game: 7.2
 Assists/game: 1.5
 Turnovers/game: 1.2
 Assist/turnover ratio: 1.3
 Steals/game: 2.1
 Blocks/game: 1.1

#22 NEWTON, Courtney

Opponent	Date	gs	min	Total		3-Pointers		Free throws		Rebounds				pf	a	t/o	blk	stl	pts	avg
				fg-fga	pct	3fg-fga	pct	ft-fga	pct	off	def	tot	avg							
at Illinois	11/11/11	*	7	0-0	.000	0-0	.000	2-2	1.000	0	1	1	1.0	3	0	1	1	0	2	2.0
ALABAMA A&M	11/14/11	*	16	2-4	.500	2-4	.500	0-0	.000	0	1	1	1.0	2	0	0	0	2	6	4.0
at Clemson	11/17/11	*	15	0-1	.000	0-0	.000	0-0	.000	2	3	5	2.3	1	0	1	0	1	0	2.7
#11/12 PENN STATE	11/20/11	*	10	0-1	.000	0-1	.000	0-0	.000	0	0	0	1.8	1	0	1	0	0	0	2.0
COLL. OF CHARLESTON	11/23/11	*	13	0-1	.000	0-1	.000	0-0	.000	0	3	3	2.0	2	0	1	0	1	0	1.6
PRESBYTERIAN	11/27/11	*	14	0-3	.000	0-2	.000	0-0	.000	2	1	3	2.2	0	0	0	0	0	0	1.3
at Xavier	11/30/11	*	9	0-2	.000	0-2	.000	0-0	.000	1	0	1	2.0	2	0	2	1	0	0	1.1
at NC State	12/04/11	*	5	0-1	.000	0-1	.000	0-0	.000	0	2	2	2.0	0	0	0	0	0	0	1.0
FURMAN	12/11/11	*	15	0-3	.000	0-2	.000	0-0	.000	1	0	1	1.9	1	0	0	0	0	0	0.9
SOUTH CAROLINA STAT	12/14/11	*	15	1-3	.333	1-3	.333	0-1	.000	0	1	1	1.8	1	0	0	0	2	3	1.1
Totals		10	119	3-19	.158	3-16	.188	2-3	.667	6	12	18	1.8	13	0	6	2	6	11	1.1

Games played: 10
 Minutes/game: 11.9
 Points/game: 1.1
 FG Pct: 15.8
 3FG Pct: 18.8
 FT Pct: 66.7

Rebounds/game: 1.8
 Turnovers/game: 0.6
 Steals/game: 0.6
 Blocks/game: 0.2



2011-12 South Carolina Basketball
South Carolina Individual Game-by-Game (as of Dec 14, 2011)
All games



#23 ROY, Tina

Opponent	Date	gs	min	Total		3-Pointers		Free throws		Rebounds				pf	a	t/o	blk	stl	pts	avg
				fg-fga	pct	3fg-fga	pct	ft-fa	pct	off	def	tot	avg							
at Illinois	11/11/11		10	2-4	.500	1-2	.500	0-0	.000	0	0	0	0.0	0	0	1	0	0	5	5.0
ALABAMA A&M	11/14/11		5	0-1	.000	0-1	.000	0-0	.000	1	0	1	0.5	0	0	0	0	0	0	2.5
at Clemson	11/17/11		17	3-6	.500	1-3	.333	2-4	.500	0	2	2	1.0	2	0	1	0	0	9	4.7
#11/12 PENN STATE	11/20/11		7	2-7	.286	1-6	.167	0-0	.000	0	0	0	0.8	0	0	0	0	0	5	4.8
COLL. OF CHARLESTON	11/23/11		16	2-8	.250	2-6	.333	3-4	.750	1	2	3	1.2	0	0	1	0	1	9	5.6
PRESBYTERIAN	11/27/11		22	5-10	.500	5-9	.556	0-2	.000	0	4	4	1.7	0	0	1	0	2	15	7.2
at Xavier	11/30/11		14	1-4	.250	0-3	.000	0-0	.000	0	2	2	1.7	0	0	0	0	0	2	6.4
at NC State	12/04/11		6	0-4	.000	0-3	.000	0-0	.000	1	0	1	1.6	0	0	0	0	0	0	5.6
FURMAN	12/11/11		13	1-5	.200	0-4	.000	0-0	.000	1	0	1	1.6	2	0	0	0	1	2	5.2
SOUTH CAROLINA STAT	12/14/11		14	5-8	.625	2-5	.400	0-0	.000	2	2	4	1.8	0	0	1	1	0	12	5.9
Totals		0	124	21-57	.368	12-42	.286	5-10	.500	6	12	18	1.8	4	0	5	1	4	59	5.9

Games played: 10
 Minutes/game: 12.4
 Points/game: 5.9
 FG Pct: 36.8
 3FG Pct: 28.6
 FT Pct: 50.0

Rebounds/game: 1.8
 Turnovers/game: 0.5
 Steals/game: 0.4
 Blocks/game: 0.1

#24 WELCH, Aleighsa

Opponent	Date	gs	min	Total		3-Pointers		Free throws		Rebounds				pf	a	t/o	blk	stl	pts	avg
				fg-fga	pct	3fg-fga	pct	ft-fa	pct	off	def	tot	avg							
at Illinois	11/11/11		16	1-2	.500	0-0	.000	0-0	.000	1	2	3	3.0	2	0	1	0	0	2	2.0
ALABAMA A&M	11/14/11		21	4-6	.667	0-0	.000	4-6	.667	4	5	9	6.0	1	1	2	1	0	12	7.0
at Clemson	11/17/11		16	2-4	.500	0-0	.000	2-2	1.000	1	4	5	5.7	3	1	0	0	0	6	6.7
#11/12 PENN STATE	11/20/11		20	1-4	.250	0-0	.000	0-0	.000	6	0	6	5.8	2	0	0	0	1	2	5.5
COLL. OF CHARLESTON	11/23/11		17	1-3	.333	0-0	.000	3-4	.750	5	4	9	6.4	2	0	2	1	0	5	5.4
PRESBYTERIAN	11/27/11		21	4-4	1.000	0-0	.000	1-2	.500	2	1	3	5.8	0	1	0	3	0	9	6.0
at Xavier	11/30/11		23	3-4	.750	0-0	.000	10-15	.667	6	2	8	6.1	1	1	1	2	3	16	7.4
at NC State	12/04/11		24	6-7	.857	0-0	.000	2-3	.667	1	4	5	6.0	1	0	0	4	0	14	8.3
FURMAN	12/11/11		22	2-6	.333	0-0	.000	1-2	.500	6	2	8	6.2	1	2	1	2	2	5	7.9
SOUTH CAROLINA STAT	12/14/11		19	3-3	1.000	0-0	.000	3-3	1.000	3	6	9	6.5	0	1	1	1	0	9	8.0
Totals		0	199	27-43	.628	0-0	.000	26-37	.703	35	30	65	6.5	13	7	8	14	6	80	8.0

Games played: 10
 Minutes/game: 19.9
 Points/game: 8.0
 FG Pct: 62.8
 FT Pct: 70.3

Rebounds/game: 6.5
 Assists/game: 0.7
 Turnovers/game: 0.8
 Assist/turnover ratio: 0.9
 Steals/game: 0.6
 Blocks/game: 1.4



2011-12 South Carolina Basketball
South Carolina Individual Game-by-Game (as of Dec 14, 2011)
All games



#30 DECHEVA, Pamela

Opponent	Date	gs	min	Total		3-Pointers		Free throws		Rebounds				pf	a	t/o	blk	stl	pts	avg
				fg-fga	pct	3fg-fga	pct	ft-fa	pct	off	def	tot	avg							
at Illinois	11/11/11		5	0-0	.000	0-0	.000	0-0	.000	0	0	0	0.0	2	0	1	0	0	0	0.0
at Clemson	11/17/11		3	0-1	.000	0-1	.000	0-0	.000	0	0	0	0.0	0	0	0	0	0	0	0.0
COLL. OF CHARLESTON	11/23/11		5	0-0	.000	0-0	.000	0-0	.000	0	0	0	0.0	1	0	0	0	0	0	0.0
PRESBYTERIAN	11/27/11		3	0-0	.000	0-0	.000	0-0	.000	0	0	0	0.0	0	0	0	0	0	0	0.0
FURMAN	12/11/11		4	0-1	.000	0-1	.000	0-0	.000	0	0	0	0.0	0	1	0	0	0	0	0.0
SOUTH CAROLINA STAT	12/14/11		4	0-2	.000	0-2	.000	0-0	.000	0	1	1	0.2	1	0	0	0	0	0	0.0
Totals		0	24	0-4	.000	0-4	.000	0-0	.000	0	1	1	0.2	4	1	1	0	0	0	0.0

Games played: 6
Minutes/game: 4.0
FG Pct: 0.0
3FG Pct: 0.0

Rebounds/game: 0.2
Assists/game: 0.2
Turnovers/game: 0.2
Assist/turnover ratio: 1.0

#33 IBIAM, Elem

Opponent	Date	gs	min	Total		3-Pointers		Free throws		Rebounds				pf	a	t/o	blk	stl	pts	avg
				fg-fga	pct	3fg-fga	pct	ft-fa	pct	off	def	tot	avg							
at Illinois	11/11/11		9	2-5	.400	0-0	.000	1-2	.500	3	1	4	4.0	3	0	1	0	0	5	5.0
ALABAMA A&M	11/14/11		4	0-2	.000	0-0	.000	0-0	.000	1	0	1	2.5	0	0	2	1	0	0	2.5
at Clemson	11/17/11		8	2-5	.400	0-0	.000	0-0	.000	3	1	4	3.0	1	0	2	0	0	4	3.0
COLL. OF CHARLESTON	11/23/11		11	1-2	.500	0-0	.000	2-2	1.000	2	2	4	3.3	2	0	1	0	0	4	3.3
PRESBYTERIAN	11/27/11		5	1-3	.333	0-0	.000	0-0	.000	2	1	3	3.2	2	0	1	1	0	2	3.0
at Xavier	11/30/11		9	1-3	.333	0-1	.000	1-2	.500	2	4	6	3.7	2	0	0	3	0	3	3.0
FURMAN	12/11/11		12	3-6	.500	0-0	.000	1-5	.200	0	2	2	3.4	4	0	1	2	1	7	3.6
SOUTH CAROLINA STAT	12/14/11		15	1-2	.500	0-0	.000	0-1	.000	2	5	7	3.9	2	1	2	0	0	2	3.4
Totals		0	73	11-28	.393	0-1	.000	5-12	.417	15	16	31	3.9	16	1	10	7	1	27	3.4

Games played: 8
Minutes/game: 9.1
Points/game: 3.4
FG Pct: 39.3
3FG Pct: 0.0
FT Pct: 41.7

Rebounds/game: 3.9
Assists/game: 0.1
Turnovers/game: 1.3
Assist/turnover ratio: 0.1
Steals/game: 0.1
Blocks/game: 0.9

#TM TEAM

Opponent	Date	gs	min	Total		3-Pointers		Free throws		Rebounds				pf	a	t/o	blk	stl	pts	avg
				fg-fga	pct	3fg-fga	pct	ft-fa	pct	off	def	tot	avg							
at Illinois	11/11/11		0	0-0	.000	0-0	.000	0-0	.000	1	0	1	1.0	0	0	1	0	0	0	0.0
ALABAMA A&M	11/14/11		0	0-0	.000	0-0	.000	0-0	.000	3	0	3	2.0	0	0	0	0	0	0	0.0
at Clemson	11/17/11		0	0-0	.000	0-0	.000	0-0	.000	0	2	2	2.0	0	0	1	0	0	0	0.0
#11/12 PENN STATE	11/20/11		0	0-0	.000	0-0	.000	0-0	.000	0	0	0	1.5	0	0	2	0	0	0	0.0
COLL. OF CHARLESTON	11/23/11		0	0-0	.000	0-0	.000	0-0	.000	2	1	3	1.8	0	0	1	0	0	0	0.0
PRESBYTERIAN	11/27/11		0	0-0	.000	0-0	.000	0-0	.000	0	1	1	1.7	0	0	0	0	0	0	0.0
at Xavier	11/30/11		0	0-0	.000	0-0	.000	0-0	.000	2	1	3	1.9	0	0	0	0	0	0	0.0
at NC State	12/04/11		0	0-0	.000	0-0	.000	0-0	.000	2	3	5	2.3	0	0	0	0	0	0	0.0
FURMAN	12/11/11		0	0-0	.000	0-0	.000	0-0	.000	2	0	2	2.2	0	0	0	0	0	0	0.0
SOUTH CAROLINA STAT	12/14/11		0	0-0	.000	0-0	.000	0-0	.000	2	4	6	2.6	0	0	0	0	0	0	0.0
Totals		0	0	0-0	.000	0-0	.000	0-0	.000	14	12	26	2.6	0	0	5	0	0	0	0.0

Games played: 10

Rebounds/game: 2.6
Turnovers/game: 0.5



2011-12 South Carolina Basketball
South Carolina Combined Team Statistics (as of Dec 14, 2011)
All games



RECORD:	OVERALL	HOME	AWAY	NEUTRAL
ALL GAMES	8-2	5-1	3-1	0-0
CONFERENCE	0-0	0-0	0-0	0-0
NON-CONFERENCE	8-2	5-1	3-1	0-0

#	Player	gp-gs	min	avg	Total		3-Point		F-Throw		Rebounds				pf	dq	a	to	blk	stl	pts	avg
					fg-fga	fg%	3fg-fga	3fg%	ft-fa	ft%	off	def	tot	avg								
05	GRANT, Markeshia	10-10	264	26.4	39-96	.406	12-41	.293	9-12	.750	9	16	25	2.5	11	0	22	11	1	11	99	9.9
21	BRUNER, Ashley	10-0	235	23.5	36-74	.486	0-0	.000	18-45	.400	39	33	72	7.2	24	0	15	12	11	21	90	9.0
11	SUTTON, La'Keisha	10-10	274	27.4	28-96	.292	5-27	.185	20-28	.714	9	14	23	2.3	15	1	36	28	4	17	81	8.1
24	WELCH, Aleighsa	10-0	199	19.9	27-43	.628	0-0	.000	26-37	.703	35	30	65	6.5	13	0	7	8	14	6	80	8.0
03	WALKER, leasia	10-10	281	28.1	23-77	.299	4-23	.174	13-21	.619	12	28	40	4.0	19	0	24	27	4	25	63	6.3
23	ROY, Tina	10-0	124	12.4	21-57	.368	12-42	.286	5-10	.500	6	12	18	1.8	4	0	0	5	1	4	59	5.9
12	STEPHENS, Charenee	10-10	156	15.6	19-38	.500	0-0	.000	8-12	.667	26	16	42	4.2	7	0	2	7	3	6	46	4.6
20	WHITE, Sancheon	10-0	134	13.4	12-52	.231	1-12	.083	12-21	.571	14	13	27	2.7	11	0	6	6	4	11	37	3.7
33	IBIAM, Elem	8-0	73	9.1	11-28	.393	0-1	.000	5-12	.417	15	16	31	3.9	16	0	1	10	7	1	27	3.4
01	WILSON, Ebony	9-0	93	10.3	5-8	.625	1-2	.500	6-10	.600	4	7	11	1.2	9	0	4	8	2	7	17	1.9
22	NEWTON, Courtney	10-10	119	11.9	3-19	.158	3-16	.188	2-3	.667	6	12	18	1.8	13	0	0	6	2	6	11	1.1
00	SELLERS, Imani	6-0	24	4.0	2-4	.500	1-2	.500	0-2	.000	0	3	3	0.5	6	0	1	0	2	0	5	0.8
30	DECHEVA, Pamela	6-0	24	4.0	0-4	.000	0-4	.000	0-0	.000	0	1	1	0.2	4	0	1	1	0	0	0	0.0
Team											14	12	26					5				
Total.....		10	2000		226-596	.379	39-170	.229	124-213	.582	189	213	402	40.2	152	1	119	134	55	115	615	61.5
Opponents.....		10	2000		155-470	.330	17-79	.215	110-162	.679	119	230	349	34.9	180	-	79	216	45	64	437	43.7

TEAM STATISTICS	SC	OPP	Date	Opponent	Score	Att.
SCORING	615	437	11/11/11	at Illinois	w 71-52	770
Points per game	61.5	43.7	11/14/11	ALABAMA A&M	w 60-53	2118
Scoring margin	+17.8	-	11/17/11	at Clemson	w 65-48	938
FIELD GOALS-ATT	226-596	155-470	11/20/11	#11/12 PENN STATE	L 50-55	2391
Field goal pct	.379	.330	11/23/11	COLL. OF CHARLESTON	w 59-40	2314
3 POINT FG-ATT	39-170	17-79	11/27/11	PRESBYTERIAN	w 52-24	1752
3-point FG pct	.229	.215	11/30/11	at Xavier	w 67-56	1032
3-pt FG made per game	3.9	1.7	12/04/11	at NC State	L 53-55	1697
FREE THROWS-ATT	124-213	110-162	12/11/11	FURMAN	w 72-33	1827
Free throw pct	.582	.679	12/14/11	SOUTH CAROLINA STATE	w 66-21	4869
F-Throws made per game	12.4	11.0				
REBOUNDS	402	349				
Rebounds per game	40.2	34.9				
Rebounding margin	+5.3	-				
ASSISTS	119	79				
Assists per game	11.9	7.9				
TURNOVERS	134	216				
Turnovers per game	13.4	21.6				
Turnover margin	+8.2	-				
Assist/turnover ratio	0.9	0.4				
STEALS	115	64				
Steals per game	11.5	6.4				
BLOCKS	55	45				
Blocks per game	5.5	4.5				
ATTENDANCE	15271	4437				
Home games-Avg/Game	6-2545	4-1109				
Neutral site-Avg/Game	-	0-0				

* - Conference game

Score by Periods	1st	2nd	Totals
South Carolina	297	318	615
Opponents	200	237	437