

SOUTH CAROLINA WOMEN'S BASKETBALL



Be the change.

Game Information

Date: Sunday, February 9, 2014, 2 p.m.
Site: Columbia, S.C. • Colonial Life Arena (18,000)
TV: SEC TV (Cara Capuano, pxp; Nell Fortner, analysis); in Columbia WKTC
Radio: WNKT 107.5 FM/1320 AM The Fan (Brad Muller); GamecocksOnline.com
Live Video: ESPN3
Live Stats: GamecocksOnline.com

South Carolina Gamecocks 21-2,9-1 SEC

Ranking: 6/7 (AP/Coaches)
Head Coach: Dawn Staley
Record at SC: 113-68 (6th)
Career Rec.: 285-148 (14th)
vs. Arkansas: 4-3
Top Scorer: Mitchell (15.1 ppg)
Top Rebounder: Coates (7.8 rpg)



vs.



Arkansas Razorbacks 16-7, 3-7 SEC

Ranking: -/-
Head Coach: Tom Collen
Rec. at Ark.: 129-86 (7th)
Career Rec.: 346-156 (16th)
vs. SC: 3-5
Top Scorer: Jackson (16.6 ppg)
Top Rebounder: Jackson (6.0 rpg)

Series History: ARK leads 17-11
In Columbia: SC leads 7-5
In Fayetteville: ARK leads 10-4
Neutral Site: ARK leads 2-0

2013-14 Schedule

Nov. 1	North Greenville (Exh.)	W, 96-35
Nov. 8	Charleston Southern	W, 99-29
Nov. 10	Louisiana Tech	W, 68-45
Nov. 14	C. of Charleston (FSSO)	W, 81-54
Nov. 17	Seton Hall	W, 88-67
Nov. 20	at Clemson	W, 68-43
Nov. 23	at San Diego State	W, 88-54
Nov. 25	at Southern Cal (Pac-12)	W, 70-50
Dec. 2	NC Central (FSSO)	W, 79-27
Dec. 8	at Charlotte	W, 76-61
<i>Carolinas Challenge</i>		
Dec. 18	vs. #14/13 North Carolina	L, 66-74
Dec. 20	Winthrop	W, 69-61
Dec. 22	SC State (FSSO)	W, 70-26
Dec. 28	Savannah State (FSSO)	W, 82-40
Jan. 2	at Arkansas*	W, 55-51
Jan. 5	Vanderbilt* (ESPNU)	W, 76-66
Jan. 9	#9/10 Kentucky*	W, 68-59
Jan. 12	at Auburn* (SPSO)	W, 72-66
Jan. 16	at #25/21 Texas A&M* (FSW) L	65-67 (ot)
Jan. 19	Alabama*	W, 77-51
Jan. 26	at #16/19 Vanderbilt* (ESPN2)	W, 61-57
Jan. 30	Mississippi*	W, 99-70
Feb. 2	Missouri*	W, 78-62
Feb. 6	at Mississippi State*	W, 71-64
Feb. 9	Arkansas* (SECTV)	2 p.m.
Feb. 16	at LSU* (ESPN2)	3:30 p.m.
Feb. 20	at Kentucky* (FSSO)	7 p.m.
Feb. 23	Florida* (SPSO)	1 p.m.
Feb. 27	Georgia*	7 p.m.
Mar. 2	at Tennessee* (ESPNU)	2:30 p.m.

* indicates SEC game

All Times Listed as Eastern and are subject to change
 Television outlet listed in parentheses – FSSO is Fox Sports South/Fox Sports Carolinas; SPSO is SportSouth; FSW is Fox Sports Southwest; SECTV is SEC over-the-air syndicated package













South Carolina Notables

- South Carolina is participating in "Play 4 Kay" Week, wearing special pink shooting shirts and accessories for today's game. The Gamecocks have a larger celebration of the fight against breast cancer, especially that of assistant coach Nikki McCray, planned for their Feb. 23 game against Florida.
- Junior forward Aleighsa Welch has tailored her game to a new environment this season, finding new ways to assert herself among her 6-foot-4 teammates inside. Adding range to her jumper and using her athleticism to drive to the rim, she leads the league and ranks fifth in the nation with a .587 field goal percentage while ranking 14th in the SEC in scoring (13.6 ppg) and ninth in rebounding (7.7 rpg).
- Eschewing the idea of a sophomore slump, South Carolina leading scorer Tiffany Mitchell has established herself as one of the most versatile players in the SEC this season, earning a spot on the Dawn Staley Award Watch List.
- Center Alaina Coates earned her fourth SEC Freshman of the Week honor on Monday. LSU's Danielle Ballard and Georgia's Jasmine James hold the league record with five selections in 2013 and 2010, respectively.
- Junior center Elem Ibiham became the new program single-season blocked shots record holder at Mississippi State (Feb. 6), swatting away a career-high seven to lift her single-season total to 63. She broke the record with her fifth final block of the first half before going on to add two more in the second.

Tale of the Tape

Arkansas				South Carolina			
Overall	SEC Rank	SEC Only	SEC Rank	Overall	SEC Rank	SEC Only	SEC Rank
16-7		3-7		Overall Record	12-2		9-1
12-3		2-3		Home Record	13-0		5-0
2-4		1-4		Away Record	8-1		4-1
2-0				Neutral Record	0-1		
68.7	10th	56.9	14th	Points Per Game	75.0	5th	72.2
51.4	1st	70.6	2nd	Opp. Points Per Game	54.0	2nd	61.3
.428	8th	.359	14th	Field Goal %age	.489	1st	.485
.362	5th	.415	8th	Opp. Field Goal %age	.343	1st	.348
.365	6th	.269	12th	3-Pt. Field Goal %age	.370	5th	.424
.302	10th	.368	13th	Opp. 3-Pt. Field Goal %age	.275	3rd	.325
.668	8th	.670	10th	Free Throw %age	.658	11th	.686
13.4		12.8		FTs Made Per Game	18.3		17.9
36.9	13th	33.9	13th	Rebounds Per Game	40.9	6th	40.7
+3.0	10th	-3.9	11th	Rebounding Margin	+9.9	2nd	+8.1
15.6	6th	11.4	11th	Assists Per Game	15.9	5th	15.1
+6.5	2nd	+4.1	1st	Turnover Margin	-0.2	11th	-5.6
9.3	5th	8.4	3rd	Steals Per Game	6.8	13th	5.1
4.5	3rd	4.0	6th	Blocks Per Game	7.2	1st	8.8

2013-14 South Carolina Media Roster

0		<p>India Farmer 6-0 • Freshman • Forward • N. Myrtle Beach, S.C.</p> <p>PPG 0.6 RPG 0.4 APG 0.0 FG% .286 FT% —</p>	<p>LAST GAME: 1 min vs. Mizzou NOTABLE: Has played in 10 games ... Hit a 3 against Alabama for first SEC pts ... First career points and rebounds against NC Central ... Named Toast of the Coast Player of the Year by <i>The Sun News</i>, earned all-state honors as a senior.</p>	<p>Career Highs Pts: 3, 2x, last vs. Ala., 1/19/14 Reb: 3 vs. NC Central 12/2/13 A: — S: — Min: 11 vs. NC Central 12/2/13</p>
2		<p>Olivia Gaines 5-7 • Junior • Guard • Chester, S.C.</p> <p>PPG 2.3 RPG 1.6 APG 1.2 FG% .515 FT% .684</p>	<p>LAST GAME: 1 reb, 3 min at Miss. State NOTABLE: First career start vs. Ala. ... Gained confidence during semester break ... Aggressive defender ... Named 2013 Junior/Community College Player of the Year by WBCA ... Helped team to 2013 NJCAA Division II national title.</p>	<p>Career Highs Pts: 7 vs. Savannah St., 12/28/13 Reb: 5 vs. NC Central 12/2/13 A: 5 vs. Char. Sthrn., 11/8/13 S: 3 vs. Char. Sthrn., 11/8/13 Min: 23 vs. Alabama, 1/19/14</p>
5		<p>Khadijah Sessions 5-8 • Sophomore • Guard • Myrtle Beach, S.C. <i>kub-DEE-zhub SESH-uns</i></p> <p>PPG 7.9 RPG 1.4 APG 3.3 FG% .412 FT% .687</p>	<p>LAST GAME: 14 pts, 2 rebs, 3 assts at Miss. St. NOTABLE: Assist leader six times ... has 7 double-figure scoring games, including last 3, and 5 games of 5+ assists ... Hit two FTs in final seconds at Vandy and Mississippi State to seal victories ... Voted a team captain.</p>	<p>Career Highs Pts: 19 vs. Auburn, 2/3/13 Reb: 5 at Florida, 1/20/13 A: 6, 2x, vs. Missouri, 2/2/14 S: 4, 3x, vs. Missouri, 2/2/14 Min: 37 at USC, 11/25/13</p>
12		<p>Wilka Montout 6-3 • Senior • Forward • Cayenne, French Guiana <i>WIL-kub mawn-TOO</i></p> <p>PPG 2.0 RPG 2.1 APG 0.3 FG% .341 FT% .316</p>	<p>LAST GAME: 4 min at Miss. State NOTABLE: Solid play at Vandy during foul trouble for starters ... Hit pair of 3s against Alabama ... Career-high 8 rebs vs CofC ... Rangy forward who can stretch defenses with her shooting touch.</p>	<p>Career Highs Pts: 12 vs. LA Tech, 11/12/12 Reb: 8 vs. CofC, 11/14/13 B: 2, 2x, vs. CSU, 11/8/13 S: 1, 4x, vs. CSU, 11/8/13 Min: 24 vs. Sav. State, 11/15/12</p>
15		<p>Tiffany Davis 5-7 • R-Freshman • Guard • Houston, Texas</p> <p>PPG 2.5 RPG 1.1 APG 1.0 FG% .370 FT% .625</p>	<p>LAST GAME: 4 pts in 13 min at Miss. State NOTABLE: Career-high 11 pts vs. Ole Miss in just 16 min off bench ... Learning how to get team organized on both ends and spot up for open shots on offense ... Good shooter ... Fully recovered from knee surgery last fall.</p>	<p>Career Highs Pts: 11 vs. Ole Miss, 1/30/14 Reb: 6 at Arkansas, 1/2/14 A: 3, 4x, vs. SC.St., 12/22/13 S: 5 vs. Elon, 11/9/12 Min: 30 at Arkansas, 1/2/14</p>
21		<p>LeAnna Morrison 5-5 • R-Sophomore • Guard • Monck's Corner, S.C.</p> <p>PPG 0.6 RPG 0.6 APG 0.2 FG% .100 FT% .600</p>	<p>LAST GAME: 1 min vs. Mizzou NOTABLE: Has played in 14 games ... Hit first career field goal against NC Central ... Ran track for two seasons at Charlotte ... Named 2011 All-Lowcountry Female Athlete of the Year by <i>The Post & Courier</i>.</p>	<p>Career Highs Pts: 3 vs. NC Central 12/2/13 Reb: 2, 2x, vs. Sav. St., 12/28/13 A: 1, 3x, at San Diego St., 11/23/13 S: 1 vs. Seton Hall, 11/17/13 Min: 12 vs. NC Central 12/2/13</p>
23		<p>Tina Roy 5-11 • R-Sophomore • Guard • Kaplan, La.</p> <p>PPG 3.8 RPG 2.2 APG 1.8 FG% .296 FT% .647</p>	<p>LAST GAME: 5 pts, 8 rebs, 4 assts at Miss. St. NOTABLE: Great all-around game at Mississippi State, contributing in every category ... Key to 1st-half run vs. Kentucky, 11 points in opening 20 min ... Fully recovered from knee surgery in August 2012.</p>	<p>Career Highs Pts: 15 vs. Presby, 11/27/11 Reb: 8 at Miss. State, 2/6/14 A: 7 vs. Char. Sthrn., 11/8/13 S: 3 at Charlotte 11/27/11 Min: 31 vs. Vandy, 1/5/14</p>
24		<p>Aleighsa Welch 6-0 • Junior • Forward • Goose Creek, S.C. <i>uh-LEE-sub Welch</i></p> <p>PPG 13.6 RPG 7.7 APG 2.2 FG% .587 FT% .617</p>	<p>LAST GAME: 18 pts, 11 rebs, 4 assts at Miss. St. NOTABLE: Ranks 5th in nation, 1st in SEC in FG%age ... 14th in SEC in ppg, 9th in rpg, 3rd in off. rebs (3.4)... 7 dbl-dbls ... CoSIDA Acad. All-District ... Naismith Early Season Watch List and preseason All-SEC 1st Team ... Team captain.</p>	<p>Career Highs Pts: 23 vs. N. Carolina, 12/18/13 Reb: 17 vs. CofC, 11/14/13 A: 5 vs. Savannah St., 12/28/13 S: 3, 4x, at Charlotte, 12/8/13 Min: 43 at Texas A&M, 1/16/14</p>
25		<p>Tiffany Mitchell 5-9 • Sophomore • Guard • Charlotte, N.C.</p> <p>PPG 15.1 RPG 5.1 APG 3.5 FG% .523 FT% .766</p>	<p>LAST GAME: 7 pts, 2 rebs at Miss. State NOTABLE: Foul trouble at MSU, but still added game-sealing FTs ... Scored 10+ pts 20 times and team's top scorer 9 times ... Ranks 11th in SEC in ppg, 3rd in steals (2.4), 10th in FT%age ... Named to Dawn Staley Award Watch List.</p>	<p>Career Highs Pts: 22 at USC, 11/25/13 Reb: 11, 5x, at Arkansas, 1/2/14 A: 9 at San Diego St., 11/23/13 S: 6 at Auburn, 1/12/14 Min: 39 vs. Kentucky, 1/9/14</p>
31		<p>Asia Dozier 6-0 • Sophomore • Guard/Forward • Columbia, S.C. <i>Asia DOE-zhur</i></p> <p>PPG 7.5 RPG 2.9 APG 2.8 FG% .391 FT% .600</p>	<p>LAST GAME: 10 pts, 3 rebs, 4 assts at Miss. St. NOTABLE: Scored in double figures 7 times ... Team-high assists 6 times, including 5 SEC games ... Key to 1st half lead at Vandy while three other starters out with foul trouble ... Avg. 3.8 assists in SEC play to rank 9th in league.</p>	<p>Career Highs Pts: 16, 2x, last at SDSU, 11/23/13 Reb: 10 vs. Elon, 11/9/12 A: 6 vs. Ole Miss, 1/30/14 S: 2, 5x, at Charlotte, 12/8/13 Min: 40 at Arkansas, 1/2/14</p>
33		<p>Elem Ibiam 6-4 • Junior • Center • Fayetteville, Ga. <i>ELL-um IB-ee-um</i></p> <p>PPG 9.9 RPG 6.7 BPG 2.7 FG% .557 FT% .708</p>	<p>LAST GAME: 5 pts, 5 rebs, 7 blks at Miss. State NOTABLE: Leads SEC and is 25th in nation in blocks ... Netted 10+ pts 13 times and blocked at least 3 shots 12 times ... 10+ pts in last 4 of last 5 games ... Steady force in 1st half at Vandy w/ 3 starters out with fouls ... Voted team captain.</p>	<p>Career Highs Pts: 19, 2x, at Charlotte, 12/8/13 Reb: 12 at Texas A&M, 1/16/14 B: 7 at Mississippi State, 2/6/14 S: 2, 4x, vs. UNC, 12/18/13 Min: 34 at Texas A&M, 1/16/14</p>
41		<p>Alaina Coates 6-4 • Freshman • Center • Irmo, S.C. <i>uh-LAY-nub COATS</i></p> <p>PPG 12.1 RPG 7.8 BPG 2.1 FG% .631 FT% .621</p>	<p>LAST GAME: 8 pts, 5 rebs, 3 blks at Miss. State NOTABLE: Has 7 double-doubles, 5 20-pt gms ... Only fr. to rank among both SEC's top 25 ppg and 20 rpg ... In SEC, 8th in rpg, 21st in ppg, 3rd in blks ... Avg. 132.8 pts, 8.6 rebs, 2.6 blks in SEC play ... 4-time SEC Fr. of the Week.</p>	<p>Career Highs Pts: 24, 2x, vs. Ole Miss, 1/30/14 Reb: 17 vs. Kentucky, 1/9/14 B: 5 at Arkansas, 1/2/14 S: 2 at Clemson, 11/20/13 Min: 28 vs. Vanderbilt, 1/5/14</p>

Starter

Reserve

Quick Facts

The University

Location: Columbia, S.C.

Founded: 1801

Enrollment: 31,288

Colors: Garnet (PMS 202C) and Black

Nickname: Gamecocks

Conference: Southeastern

President: Dr. Harris Pastides

Athletics Director: Ray Tanner

Facility: Colonial Life Arena (18,000)

Coaching Staff

Head Coach: Dawn Staley

Alma Mater: Virginia, 1992

Overall Record: 285-148 (14th season)

School Record: 113-68 (6th season)

Assoc. Head Coach (Alma Mater):

Lisa Boyer (Ithaca, 1972)

Assistant Coaches (Alma Mater):

Nikki McCray (Tennessee, 1995)

Darius Taylor (Michigan, 2000)

Team Information

2012-13 Record: 25-8

Home: 13-3 Away: 7-3 Neutral: 5-2

SEC Record (Finish): 11-5 (T-4th)

Home: 6-2 Away: 5-3

Letterwinners Returning/Lost: 6/3

Starters Returning/Lost: 2/3

Program History

First Year of Women's Basketball: 1974-75

All-Time Record: 693-497 (40th season)

All-Time SEC Record: 111-198 (23rd season)

NCAA Appearances (Last): 10 (2013)

NCAA Tournament Record: 11-10

Last NCAA Result: L, 69-75, Kansas, Boulder,

Colo., 3/25/13, Second Round

WNIT Appearances (Last): 4 (2011)

WNIT Record: 3-4

Media Relations

Women's Basketball Contact: Diana Koval

Office: 803.777.7977

Cell: 314.369.6050

Email: dkoval@mailbox.sc.edu

Press Row Phone: 803.777.6182

Athletics Department on the Web

Website: GamecocksOnline.com

Twitter: @GamecocksOnline

Facebook: Facebook.com/GamecocksOnline

YouTube: YouTube.com/GamecocksOnline

Women's Basketball on Twitter

Team: @GamecockWBB

Head Coach: @DawnStaley

A South Carolina Win Would...

- Be the Gamecocks' 14th at Colonial Life Arena this season, one shy of the facility record of 15 set in 2006-07.
- Be the Gamecocks' fourth-straight over the Razorbacks, the longest South Carolina win streak in the series.

By the Numbers

- 1 Team with two players listed among both the SEC's overall top 30 in scoring and top 20 rebounding – Aleighsa Welch (14th/9th) and Alaina Coates (21st/8th)
- 2 Double-doubles needed by center Alaina Coates to tie the Gamecock freshman record for double-doubles in a season (9 by Kelsey Bone in 2008-09)
- 2 Games this season in which more than five Gamecocks scored in double figures (Ole Miss, Jan. 30; Missouri, Feb. 2), last accomplished in a game when six hit double digits against Florida A&M on Nov. 29, 2003, and never before in an SEC game
- 3.8 Assists per SEC game by sophomore Asia Dozier to lead the team and rank ninth in the SEC
- 4 SEC Freshman of the Week selections for center Alaina Coates, the most ever by a Gamecock and one short of the SEC record of five by LSU's Danielle Ballard (2013) and Georgia's Jasmine James (2010)
- 5 Different Gamecocks who have been the team's high scorer in a game this season – Alaina Coates, Asia Dozier, Elem Ibiam, Tiffany Mitchell and Aleighsa Welch
- 6 Gamecocks who have posted (or tied for) a team high in assists at least once this season
- 7 Blocks by junior center Elem Ibiam at Mississippi State (Feb. 6), the most all-time by a Gamecock in an SEC game and the second-most in any game, tying Lakesha Tolliver's total against UNC Wilmington on Dec. 1, 2007
- 8 Different Gamecocks who have scored in double figures at least once this season
- 9 Games this season in which sophomore guard Tiffany Mitchell has had a hand in at least one-third of the offense (points plus assists) – highlighted by helping to deliver 52.2 percent of the Gamecocks' 69 points against Winthrop (Dec. 20) – during which the Gamecocks are 8-1
- 10 Individual 20-point games this season by the Gamecocks – five by Alaina Coates, three by Tiffany Mitchell two by and Aleighsa Welch
- 12 Games in which South Carolina has shot at least 50.0 percent from the field this season – including two games over 60.0 percent (Charleston Southern, Ole Miss) – after reaching the mark just 12 times in the previous five seasons under Staley
- 12 Games this season in which South Carolina has scored at least 50.0 percent of its points in the paint, including four of at least 60.0 percent of scoring coming from the paint (Chas. Sthrn., 70.7%; at USC, 60.0%; UK, 61.8%; at Vandy, 75.4%)
- 14 School-record blocked shots by the Gamecocks twice this season – vs. Kentucky (Jan. 9) and at Mississippi State (Feb. 6)
- 38 Weeks in which the Gamecocks have ranked 10th or higher in the Associated Press poll all-time, including seven this season. South Carolina's best ever ranking was No. 2, which it held for three weeks in Dec. 1981.
- 40 Points needed by junior forward Aleighsa Welch to reach 1,000 in her career
- 49 Blocked shots by center Alaina Coates this season, setting a new Gamecock freshman record and tying for seventh in school history
- 63 Blocks by junior center Elem Ibiam this season, resetting the school single-season record previously held by Lakesha Tolliver (2006-07) – her 110 career blocks rank seventh (record is 177 by Tolliver)

Current Gamecock Streaks

	Total	Home	Road	Neut.
Overall	W5	W15	W2	L2
SEC	W5	W7	W2	—
Non-Conference	W3	W10	W7	L2
Ranked Teams	W1	W1	W1	L4

Gamecocks in the Rankings

(Rankings as of 2/6)

Team	SEC	NCAA	Actual
Scoring Offense	5	49	75.0
Scoring Defense	2	4	54.0
Scoring Margin	1	7	+21.1
Field Goal Percentage	1	5	.489
Field Goal %age Def.	1	4	.343
3-Point FG %age	5	23	.370
3-Point FG %age Def.	3	28	.275
3-Point FG Made/Gm.	10	248	4.4
Free Throw Percentage	11	264	.658
Rebounding Offense	6	—	40.9
Rebounding Defense	1	—	31.0
Rebounding Margin	2	12	+9.9
Assists	5	46	16.0
Steals	13	227	6.8
Turnover Margin	11	185	-0.2
Turnovers	—	65	14.4
Assist-to-Turnover Ratio	2	36	1.1
Blocked Shots	1	3	7.2

Alaina Coates	SEC	NCAA	Actual
Scoring	21	—	12.1
Rebounding	8	168	7.8
Blocks	3	43	2.1
Off. Rebounds	15	—	2.6

Elem Ibiam	SEC	NCAA	Actual
Rebounding	16	—	6.7
Blocks	1	19	2.7

Tiffany Mitchell	SEC	NCAA	Actual
Scoring	11	216	15.1
Assists	14	231	3.5
FT Percentage	10	232	.766
Steals	3	55	2.4

Khadijah Sessions	SEC	NCAA	Actual
Assist-to-Turnover Ratio	5	55	2.0

Aleighsa Welch	SEC	NCAA	Actual
Scoring	14	—	13.6
Rebounding	9	191	7.7
FG Percentage	1	11	.587
Blocks	14	229	1.0
Off. Rebounds	3	—	3.4

Staley in the Hall of Fame

Head coach Dawn Staley was enshrined in the Naismith Memorial Basketball Hall of Fame this fall, becoming just the 15th female player to earn the honor based on her individual merits (not as part of a team enshrinement).

Staley's career shone in an era that spawned two professional women's basketball leagues in the United States and forever changed the dreams of the nation's top female players. On the international stage, she collected three Olympic gold medals (1996, 2000, 2004) and was twice named the USA Basketball Female Athlete of the Year (1994, 2004). In the U.S. she turned national high school player of the year honors into a career at Virginia that yielded three All-America seasons, including a 1991 campaign that ended with being named national player of the year. On the professional level, Staley was a five-time WNBA All-Star who was named to the All-Decade Team and one of the 15 most influential players in league history.

Arkansas Series Notes

The Razorbacks lead the series 17-11 but the Gamecocks have won four of the last five meetings, including each of the last three.

The two teams kicked off SEC action in Fayetteville, Ark., this season with the Gamecocks escaping with a 55-51 victory. The Razorbacks forced a spate of turnovers in the second half to cut into a 12-point halftime lead and force South Carolina to win the game at the free throw line. Sophomore Tiffany Mitchell and freshman Alaina Coates each posted a double-double in the game, and Aleighsa Welch joined them in double-figure scoring.

Arkansas' last win in the series was a 68-47 decision on Feb. 9, 2012, in Fayetteville. The Razorbacks' last win in Columbia was on Feb. 14, 2010, by a 72-68 score.

Five-Second Count

For the first time in her tenure at South Carolina, head coach Dawn Staley's Gamecocks look different – on the court and in the box score. After seasons of building around defense, Staley finally has a group that is designed for offensive efficiency. The Gamecocks are scoring more (75.0 ppg, 49th in nation) and more efficiently (.489 FG %age – 1st in SEC, 5th in nation) than at any time in the Staley era. And, after seasons of talented guards generating their own offense, Staley's 2013-14 success is predicated on getting the ball inside – three primary post players combine to score 47.5 percent of the team's points – and on ball movement creating the best shots as 60.8 percent of made field goals have been assisted. Defense is still a staple of the program with the Gamecocks ranking second in the SEC and third in the nation, allowing just 54.0 points per game.

Talking Top 10

South Carolina is ranked No. 6 in the Associated Press poll this week, the program's highest ranking since coming in at No. 4 the week of Jan. 10, 1982. The Gamecocks' seventh appearance in the top 10 this season surpasses the 2001-02 team's six entries among the nation's 10 best teams and is two weeks shy of matching the 1981-82 Gamecocks who were in it a school-record nine weeks at the start of their season.

Reading the RPI

With a 21-2 record, including an 8-1 mark on the road, the Gamecocks are eighth in the NCAA RPI released on Feb. 3. South Carolina is one of six SEC schools rated in the top 20 – LSU (5), Tennessee (7), Vanderbilt (14), Texas A&M (16), Kentucky (18). The Gamecocks have three of those teams ahead on the schedule – at LSU (Feb. 16), at Kentucky (Feb. 20) and at Tennessee (Mar. 2).

Home Sweet Home

With comprehensive records beginning in the 1976-77 season (the third for women's basketball at South Carolina), the Gamecocks are 375-155 (.708) all-time in games played at home, including a 130-58 mark (.691) in Colonial Life Arena. In the sixth season with head coach Dawn Staley at the helm, South Carolina is 65-25 (.722) at home, including one game at Carolina Coliseum in the 2012-13 season. The Gamecocks have won 51 of their last 62 games played in Colonial Life Arena, including 15 straight.

February Figures

In its 40th season of women's basketball, South Carolina is 186-142 (.567) all-time in the month of February, including an 18-18 record (.500) in the sixth season of the Dawn Staley era. The Gamecocks went 4-3 in February each of the last three seasons under Staley and are 2-0 so far this season.

2013-14 Award Watch

Alaina Coates

SEC Freshman of the Week (Nov. 11-17)
SEC Freshman of the Week (Dec. 30-Jan. 5)
SEC Freshman of the Week (Jan. 6-Jan. 12)
SEC Freshman of the Week (Jan. 27-Feb. 2)

Tiffany Mitchell

Dawn Staley Award Watch List

Aleighsa Welch

Preseason All-SEC First Team
Naismith Trophy Early Season Watch List
CoSIDA Academic All-District 4

The Staley Capsule

Coaching Experience

285-148 (.658) – 14th season

South Carolina, head coach 2008-present

- 113-68 (.624) – five seasons
- Two NCAA Tournament appearances, 2013, 2012 (Sweet 16)
- One Women's NIT appearance, 2011
- BCA Female Coach of the Year, 2012
- Temple University, head coach, 2000-08*
- 172-80 (.683) – eight seasons
- Six seasons of 20 or more wins
- Four Atlantic 10 Tournament titles
- Six NCAA Tournament appearances, 2002, 2004, 2005, 2006, 2007, 2008
- One Women's NIT appearance, 2001
- WBCA Region 1 Coach of the Year, 2005
- Two-time Atlantic 10 Conference Coach of the Year, 2004, 2005

USA Basketball, Select Team court coach, Summer 2010

USA Basketball, Sr. Nat'l. Team asst. coach, 2006-08

- Beijing Olympics gold medal, 2008
- FIBA Americas Championship gold medal, 2007
- FIBA World Championship bronze medal, 2006

Playing Experience

Houston Comets, WNBA, 2005-06

- Two-time All Star, 2005, 2006
- WNBA Kim Perrot Sportsmanship Award, 2006
- Charlotte Sting, WNBA, 1999-2005*
- Three-time All-Star, 2001, 2002, 2003
- WNBA All-Decade Team

Richmond/Philadelphia Rage, ABL, 1997-98

- WNBA Entrepreneurial Spirit Award, 1999
- WNBA Kim Perrot Sportsmanship Award, 1999
- Various international teams, 1992-94*

USA Basketball, 1994-2004

- Three-time Olympic gold medalist, 1996, 2000, 2004
- Two-time USA Basketball Female Athlete of the Year, 1994, 2004
- Flag bearer for the United States in Olympic Games Opening Ceremony, 2004
- Goodwill Games Most Valuable Player, 1994
- University of Virginia, 1989-92*
- Three-time Kodak All-American, 1990, 1991, 1992
- Honda-Broderick Cup Award for Collegiate Female Athlete of the Year, 1991
- *Sports Illustrated* Player of the Year, 1991
- Two-time ACC Player of the Year, 1991, 1992
- NCAA Tournament Most Outstanding Player, 1991
- ACC Rookie of the Year, 1989
- One of three UVa players to have her jersey retired
- Dobbins Tech, 1985-88*
- *USA Today* National High School Player of the Year, 1988

Other Notables

- Naismith Memorial Basketball Hall of Fame, Class of 2013
- Women's Basketball Hall of Fame, Class of 2012
- Named to WNBA's Top 15 as one of most influential players in league history, 2011
- Philadelphia Sports Hall of Fame, Class of 2011
- Virginia Sports Hall of Fame, Class of 2008
- Two-time Wanamaker Award winner, 1997, 2005
- Henry P. Iba Citizenship Award Female recipient, 2007
- NCAA Division I "Top Players of the Past 25 Years" selection by *ESPN.com*
- Institute for International Sport "The 100 Most Influential Sports Educators in America" selection

Education

- Bachelor of arts in rhetoric and communication studies, University of Virginia, 1992

Life in the League

South Carolina is 111-198 (.359) all-time in its 23rd season of SEC regular-season play. The Gamecocks are 70-85 (.452) in SEC games played in Columbia with a 41-113 record (.266) on the road. Under head coach Dawn Staley, the Gamecocks have a 47-41 (.534) SEC record, which includes a 2-12 slate in her first season at the helm. The 36 SEC regular-season victories in the previous four seasons are the best four-year mark for the program.

South Carolina finished the 2012-13 season tied for fourth in the SEC, marking the third time the Gamecocks finished among the top four. The program-record 11 SEC wins that season were enough for the second-straight fourth-place finish under head coach Dawn Staley. In fact, since joining the league for the 1991-92 season, South Carolina has finished in the top five just five times with three of those coming under Staley, who has accounted for 37.5 percent of the program's 104 SEC regular-season victories.

Overall, Staley boasts a 146-66 (.689) record in league play, including eight seasons leading her Temple teams to a 99-25 (.798) Atlantic 10 mark.

New Queen on the Block

Junior center Elem Ibiam's seven blocks at Mississippi State (Feb. 6) were not just a career high, but they also broke school records for blocks in a season and blocks in an SEC regular-season. Her 63 swats this season came in just 23 games, compared to previous record-holder Lakesha Tolliver who needed 33 games to get to her 60 in 2006-07. Ibiam's 32 blocks through 10 SEC games is four fewer than it took Tolliver to post 30 in 2006-07. Ibiam is just the ninth Gamecock all-time to record 100 career blocks, currently standing at 110 career blocks, which is seventh in the record book and trails Tolliver's career mark of 177.

Stat Stuffer

Sophomore guard Tiffany Mitchell earned a spot on the Dawn Staley Award Watch List this season after both honing and diversifying her game, becoming one of the most productive players in the SEC. The Charlotte, N.C., native is one of three players in the SEC to rank among the conference's top 15 in points, assists and steals – and is the youngest among the trio.

Overall this season, Mitchell is 11th in the SEC at 15.1 points per game, 14th at 3.5 assists per game and third with 2.4 steals per game. Ole Miss senior Valencia McFarland and Alabama junior Daisha Simmons are the other two showing in the top 15 of each category.

Mitchell has also proven to deliver in the clutch and is the choice of head coach Dawn Staley to have the ball in her hands late in tight-game situations. She scored five points in the final 20 seconds of regulation at Texas A&M (Jan. 16) to send the game into overtime, and she netted four points in 18 seconds with the Gamecocks tied at Vanderbilt (Jan. 26) with under a minute left to play to help deliver the win. Despite missing all but 2:25 of the first half due to foul trouble and struggling to find rhythm in the second at Mississippi State, Mitchell still delivered, hitting a pair of free throws to make it an eight-point lead with 18 seconds to play. In South Carolina's eight games decided by fewer than 10 points, Mitchell averages 5.1 points in the last five minutes, shooting 61.1 percent (11-of-18) from the field, including 80.0 percent (4-of-5) from 3-point range, and 78.9 percent (15-of-19) from the free throw line.

Freshman Figures

Four-time SEC Freshman of the Week honoree Alaina Coates has already put her stamp on the program, performing especially well in SEC action. Her seven double-doubles is two shy of the Gamecocks' freshman record (Kelsey Bone, 2009-10), and she is one of now just six South Carolina freshmen all-time to post at least five 20-point games and is just the second to do it in the SEC era. Her 49 blocked shots this season are the new Gamecock freshman record and are tied for seventh in school history regardless of class.

The 6-foot-4 center is the league's best freshman rebounder with 7.8 per game overall and is third in the league, regardless of class, with 8.6 boards per conference game. Overall, Coates is the only freshman in the SEC to rank among both the top 25 scorers and top 20 rebounders (12.1 ppg, 21st; 7.8 rpg, 8th).

Many of Coates' single-game performances this season rank among the program's best for a freshman, highlighted by becoming the first Gamecock freshman to post a perfect shooting night with 7-of-7 field goals and 9-of-9 free throws against SC State (Dec. 22) and the first to post double-doubles in her first two SEC contests (later extended to three games). Coates' 17 rebounds against No. 9/10 Kentucky (Jan. 9) are the most ever by a Gamecock freshman and tied for the most by an SEC player in a league game this season. Her five blocks at Arkansas (Jan. 2) and 15 free throw attempts at San Diego State (Nov. 23) tied the South Carolina freshman records.

Rising to the Challenge

Junior forward Aleighsa Welch has expanded her game this season, while making room of the expanded roles of her younger teammates. As one of three team captains, Welch has shown leadership and maturity in welcoming teammates into the limelight with her, which is not to say that she has shied away from it.

When the spotlight shines the brightest and the team needs her most, Welch has delivered. The Gamecocks have played four nationally ranked opponents so far this season and, in those games, Welch leads the team in scoring and



Around the SEC

	SEC Games			Overall		
	W	L	Pct.	W	L	Pct.
South Carolina	9	1	.900	21	2	.913
Tennessee	8	2	.800	19	4	.826
Texas A&M	7	2	.778	17	6	.739
LSU	7	3	.700	18	5	.782
Vanderbilt	6	3	.667	17	5	.772
Florida	6	4	.600	16	7	.695
Kentucky	5	4	.556	17	5	.772
Alabama	3	6	.333	10	12	.454
Auburn	3	6	.333	12	10	.545
Georgia	3	6	.333	15	7	.681
Mississippi St.	3	7	.300	16	8	.667
Arkansas	3	7	.300	16	7	.695
Missouri	3	7	.300	14	9	.608
Ole Miss	1	9	.100	10	14	.416

Today's Action

February 9

Kentucky at Florida, Noon (CSS)
 #16/14 LSU at #18 TXA&M, 2:30 p.m. (SPSO)
 Ole Miss at Georgia, 2 p.m.
 Mississippi State at Auburn, 3 p.m.
 Alabama at Missouri, 3 p.m.

Recent Results

February 6

Arkansas def. Florida, 55-49
 #16/14 LSU def. Missouri, 75-58
 #8 Tennessee def. Ole Miss, 77-65

*Rankings are listed as AP/ESPN Poll
 All Times Eastern; TV Network in ()*

All-Time Records vs. SEC

Opponent	Overall	Under Staley	SEC Season	SEC Tourn.	H	A	N	Streak	Last
Alabama	19-15	9-0	14-12	2-2	10-5	7-8	2-2	Won 9	W: 77-51, 1/19/14 (H)
Arkansas	11-17	4-3	11-15	0-2	7-5	4-10	0-2	Won 3	W: 55-51, 1/2/14 (A)
Auburn	17-21	5-3	12-15	1-1	10-7	6-12	1-2	Won 2	W: 72-66, 1/12/14 (A)
Florida	12-20	4-4	10-18	0-2	5-10	7-8	0-2	Won 4	W: 67-56, 3/3/13 (H)
Georgia	7-33	3-6	5-21	1-2	3-14	2-15	2-4	Lost 1	L: 40-42, 1/13/13 (A)
Kentucky	20-31	4-7	16-24	0-1	15-9	5-19	0-3	Won 1	W: 68-59, 1/9/14 (H)
LSU	5-22	2-5	4-22	1-0	3-10	1-12	1-0	Won 1	W: 66-59, 1/17/13 (H)
Ole Miss	17-17	7-2	13-12	2-4	10-4	5-8	2-5	Won 5	W: 99-70, 1/30/14 (H)
Miss. State	14-16	5-3	13-14	0-2	9-5	5-9	0-2	Won 5	W: 71-64, 2/6/14 (A)
Missouri	2-1	1-1	1-1	—	1-0	0-1	1-0	Won 1	W: 78-62, 2/2/14 (H)
Tennessee	2-44	1-7	1-25	0-3	1-19	1-20	0-5	Lost 2	L: 53-73, 1/3/13 (H)
Texas A&M	0-3	0-3	0-2	0-1	0-1	0-1	0-1	Lost 3	L: 65-57 (ot), 1/16/14 (A)
Vanderbilt	11-21	6-2	11-18	0-2	6-8	4-11	0-2	Won 3	W: 61-57, 1/26/14 (A)
Totals	137-261	51-46	111-198	7-22	78-97	47-134	9-30	Won 4	

2013-14 Double-Doubles

Alaina Coates (7)

11/10	Louisiana Tech	12 pts/10 rebs
11/14	College of Charleston	11 pts/14 rebs
12/28	Savannah State	17 pts/12 rebs
1/2	at Arkansas	11 pts/12 rebs
1/5	Vanderbilt	24 pts/10 rebs
1/9	Kentucky	10 pts/17 rebs
1/30	Ole Miss	24 pts/12 rebs

Tiffany Mitchell (1)

1/2	at Arkansas	16 pts/11 rebs
-----	-------------	----------------

Aleighsa Welch (7)

11/10	Louisiana Tech	14 pts/10 rebs
11/14	College of Charleston	12 pts/17 rebs
11/20	at Clemson	17 pts/10 rebs
1/9	Kentucky	16 pts/14 rebs
1/14	at Texas A&M	20 pts/16 rebs
1/19	Alabama	12 pts/10 rebs
2/6	at Mississippi State	18 pts/11 rebs

rebounding. She averages a double-double in those four games with 17.3 points – nearly four points higher than her season average – and 10.5 rebounds – three more than her season average. She is tied for the team lead with 2.0 assists in those outings as well, matching sophomore Tiffany Mitchell's distribution number.

Overall this season, Welch leads the SEC (and ranks fifth in the nation) in field goal percentage (.587) and is 14th in the league in scoring (13.6), ninth in rebounding (7.7) and third in offensive boards (3.4).

Make It, Take It

South Carolina is exhibiting its most efficient offense of the Dawn Staley era so far this season, leading the SEC and ranking fifth in the nation with 48.9 percent accuracy from the field. The Gamecocks have shot 50.0 percent or higher 12 times this season – the most in a season under Staley. In fact, in the previous five seasons, South Carolina hit at least 50.0 percent of its field goal attempts just 12 times combined. The Gamecocks are shooting a league-best 48.5 percent in SEC action.

This year's top effort was 60.9 percent against Charleston Southern (Nov. 8) – a program best under Staley – followed by a 60.8 percent showing against Ole Miss (Jan. 30). The Gamecocks made at least 65.0 percent of their attempts in a half five times this season, including a remarkable 73.9 percent (17-of-23) in the second half against Seton Hall (Nov. 17).

Post Presence

South Carolina's trio of primary post players – Alaina Coates, Elem Ibiam and Aleighsa Welch – has been a big key to the Gamecocks' offensive production so far this season. The trio has accounted for 819 of the team's 1,726 points this season – 47.5 percent – and is shooting a combined 59.1 percent from the field. Welch leads the way with 13.6 points per game (14th in SEC) on an SEC-best 58.7 percent shooting. Coates shoots a team-best 63.1 percent from the field (14 FGM shy of qualifying for SEC ranking) for 12.1 points per game (21st in SEC). Ibiam adds 9.9 points per game on 55.7 percent shooting.

Block Party!

With a pair of 6-foot-4 centers, the Gamecocks are a constant shot-blocking threat, leading the SEC and ranking third in the nation with 7.2 per game. South Carolina swatted away a school-record 14 shots against No. 9/10 Kentucky (Jan. 9) – the most by an SEC team in league play this season – with five different Gamecocks getting into the action. The team repeated the effort at Mississippi State (Feb. 6) with four players accounting for the total.

Junior Elem Ibiam's 2.7 blocks per game lead the league and are 25th in the nation. She now holds the school record with 63 so far this season, including a Gamecock-record 32 in SEC action. Both totals were accomplished in fewer games played than the previous record. Ibiam has blocked three or more shots in game 12 times this season, including her career-high seven at Mississippi State (Feb. 6), the first five of which came in the first half and pushed her over the single-season school record. She swatted away six against No. 9/10 Kentucky (Jan. 9) to tie for the fourth most in Colonial Life Arena history.

Freshman Alaina Coates is third in the SEC and 44th in the country with 2.1 per game with 10 games of three or more, including six SEC games. With a total of 49 this season, she is the new Gamecock freshman record holder and is currently tied for seventh in program single-season history, regardless of class. Her five at Arkansas (Jan. 2) tied the program's freshman record, which Ibiam also owns part of.

The Gift of Glass

The Gamecocks have been a solid rebounding team throughout head coach Dawn Staley's tenure, but it was a team effort by an undersized roster in the past. This season, South Carolina is out-rebounding its opponents by 9.9 boards per game to rank second in the SEC and 11th in the nation, behind the strength of the trio of Alaina Coates, Elem Ibiam and Aleighsa Welch.

Coates leads the way and ranks eighth in the SEC with 7.8 boards per outing – a number that rises to 8.6 per conference game to rank third in the league. Welch comes in ninth in the league with 7.7 per game, while Ibiam rounds out the trio of season leaders at 6.6 per contest to rank 16th. Both Coates and Welch have posted seven games of double-digit rebounds this season.

As a team, South Carolina has turned its 299 offensive rebounds into 323 second-chance points. Welch paces the group on the offensive glass with 3.4 per game to rank third in the league in the category. Her 313 career offensive boards rank fifth in school history, trailing former teammate Ashley Bruner's (2010-13) total of 338 in fourth.

A Little Help from My Friends

Under the tutelage of one of the premier point guards in U.S. women's basketball history in Dawn Staley, the Gamecocks are thriving in the assist category this season unlike any other, handing out 16.0 per game to rank 46th in the nation. By comparison, in Staley's first five seasons, the team never averaged more than 11.2 per game. This season's five games of 20 or more assists by the team surpasses the total of the previous five seasons, which was three.

The increase is not simply a product of more made field goals, either. This season, South Carolina has assisted on 60.8 percent of its made field goals, compared to the previous five seasons under Staley, which saw a high of 48.5 percent in 2011-12.

South Carolina has twice posted a Staley-era high of 25 assists this season, including Jan. 19 against Alabama on 30 made field goals – 83.3 percent. The Gamecocks also handed out 25 assists against Charleston Southern (Nov. 8) on 39 FGM. The percentage of assisted field

AP Top 25

(Week of Feb. 2)

1.	Connecticut	23-0
2.	Notre Dame	21-0
3.	Stanford	21-1
4.	Louisville	22-1
5.	Duke	21-2
6.	South Carolina	20-2
7.	Baylor	18-3
8.	Tennessee	18-4
9.	Penn State	17-4
10.	Maryland	17-4
11.	Arizona State	19-3
12.	Oklahoma State	18-3
13.	North Carolina	17-5
14.	NC State	19-3
15.	Kentucky	17-5
16.	LSU	17-5
17.	West Virginia	19-3
18.	Vanderbilt	17-5
19.	Texas A&M	17-6
20.	Gonzaga	20-3
21.	Middle Tennessee	18-3
22.	Nebraska	15-5
23.	California	14-7
24.	Michigan State	15-7
25.	Purdue	15-7

ESPN/USA Today Top 25

(Week of Feb. 2)

1.	Connecticut	23-0
2.	Notre Dame	21-0
3.	Stanford	21-1
4.	Louisville	22-1
5.	Duke	21-2
6.	Baylor	18-3
7.	South Carolina	20-2
8.	Tennessee	18-4
9.	Maryland	17-4
10.	Penn State	17-4
11.	North Carolina	17-5
12.	Oklahoma State	18-3
13.	Kentucky	17-5
14.	LSU	17-5
15.	Gonzaga	20-3
16.	Arizona State	19-3
17.	NC State	19-3
18.	Texas A&M	17-6
19.	Vanderbilt	17-5
20.	West Virginia	19-3
21.	Nebraska	15-5
22.	California	14-7
23.	Iowa State	16-5
24.	Purdue	15-7
25.	Middle Tennessee	18-3

Miscellaneous Stats

Double-Doubles	2013-14	Career	Record
Aleighsa Welch	7	17	15-2
Alaina Coates	7	7	7-0
Tiffany Mitchell	1	3	3-0
Elem Ibiam	0	1	0-1

20+ Points	2013-14	Career	Record
Alaina Coates	5	5	5-0
Tiffany Mitchell	3	4	4-0
Aleighsa Welch	2	3	1-2

10+ Points	2013-14	Career	Record
Aleighsa Welch	20	51	43-8
Tiffany Mitchell	20	34	30-4
Alaina Coates	15	15	15-0
Elem Ibiam	13	20	17-3
Khadijah Sessions	7	13	12-1
Asia Dozier	7	9	8-1
Tina Roy	2	7	6-1
Tiffany Davis	1	1	1-0
Wilka Montout	0	2	2-0

10+ Rebounds	2013-14	Career	Record
Aleighsa Welch	7	20	18-2
Alaina Coates	7	7	7-0
Tiffany Mitchell	1	6	5-1
Elem Ibiam	1	3	1-2
Asia Dozier	0	1	1-0

5+ Assists	2013-14	Career	Record
Asia Dozier	6	7	7-0
Tiffany Mitchell	5	5	5-0
Khadijah Sessions	5	5	5-0
Tina Roy	2	2	2-0
Olivia Gaines	1	1	1-0
Aleighsa Welch	1	1	1-0

5+ Steals	2013-14	Career	Record
Tiffany Mitchell	4	5	5-0
Tiffany Davis	0	1	1-0

5+ Blocks	2013-14	Career	Record
Elem Ibiam	4	6	6-0
Alaina Coates	1	1	1-0

Games Led Team In...

(Tied for team lead in each category included)

Scoring	2013-14	Career	Record
Tiffany Mitchell	9	16	15-1
Alaina Coates	5	5	5-0
Aleighsa Welch	5	20	12-8
Elem Ibiam	3	5	4-1
Asia Dozier	1	1	1-0
Khadijah Sessions	0	3	2-1
Tina Roy	0	2	2-0

Rebounding	2013-14	Career	Record
Alaina Coates	11	11	11-0
Aleighsa Welch	9	35	29-6
Elem Ibiam	5	10	10-0
Tiffany Mitchell	2	8	7-1

Assists	2013-14	Career	Record
Tiffany Mitchell	9	11	11-0
Khadijah Sessions	7	10	8-2
Asia Dozier	6	7	7-0
Aleighsa Welch	4	8	6-2
Tina Roy	2	3	3-0
Olivia Gaines	1	1	0-1

goals has been over 60.0 percent in 13 of 23 games this season.

Four Gamecocks average at least 2.0 assists per game with sophomore Tiffany Mitchell leading the way with 3.5 to rank 14th in the SEC. Sophomore Khadijah Sessions is also over the 3.0 threshold with 3.3 assists per game on the season. In league play, sophomore Asia Dozier has been the primary passer, handing out 3.8 assists per SEC game to rank ninth. Mitchell is close behind in 13th with 3.2 per league game.

Century Mark for Staley

Head coach Dawn Staley captured her 100th victory at South Carolina on Dec. 2 against NC Central. She is the fourth of the program's seven all-time head coaches to reach the mark and the fastest to the total (164 games) of the three coaches to lead the team in the SEC era by nearly a full season.

South Carolina's third head coach, Pam Parsons, was the first and the fastest to reach 100 victories, hitting the plateau in her 143rd game at the helm just six games into her fifth season (1981-82). Nancy Wilson was next up, winning her 100th game in her 150th outing late in the 1988-89 season, en route to her school-record 231 Gamecock victories. Susan Walvius was the first head coach to have her entire South Carolina career in the SEC, hitting 100 wins in her 179th game on the sideline five games into her seventh season.

Home Grown, Nationally Known

Since her arrival for the 2008-09 season, South Carolina head coach Dawn Staley has been working to protect her new home state's best prospects while fielding a team that competes at a national level. Her efforts are paying dividends as this season's roster features seven Gamecocks who played high school basketball in the state of South Carolina, the highest percentage of the roster to be from the state since the 1990-91 squad featured eight South Carolinians on the 11-player roster. Beginning with Aleighsa Welch, the first South Carolina player to sign a National Letter of Intent for Staley, the Palmetto State has sent its players of the year to Columbia as Welch (2011), Asia Dozier (2012) and Alaina Coates (2013) have each earned the title during their high school careers.

20/20 Vision

The Gamecocks won their first eight games this season by at least 20 points for the first time in the Dawn Staley era, a streak ended with a 15-point victory at Charlotte (Dec. 8), and has since added four more to the list. South Carolina opened the 2012-13 campaign with four straight 20-point wins en route to nine games with that minimum margin. The Gamecocks posted a total eight 20-point wins in 2011-12 after just two in 2010-11, one in 2009-10

Scoring Differentials

Largest lead in a win	by 70 (99-29), 2nd-0:49 vs. Charleston Southern, 11/8/13
Largest deficit overcome to win	by 12 (13-25), 1st-8:31 at Auburn, 1/12/14
Largest lead given up in a loss	by 5 (9-4), 1st-13:23 at Texas A&M, 1/16/14
Largest deficit in a loss	by 19 (15-34), 1st-0:29 at Texas A&M, 1/16/14

Team Specialty Stats

South Carolina/Opponent

	Pts. in Paint	Pts. Off TOs	2nd Chance Pts	Fast Break Pts
11/8 CSU	70/6	40/5	23/6	32/4
11/10 LA Tech	38/18	13/12	19/8	20/8
11/14 CofC	28/18	8/9	23/10	6/5
11/17 SHU	34/30	11/8	9/10	20/6
11/20 at Clemson	40/10	13/10	21/4	12/2
11/23 at SDSU	30/26	33/11	14/1	12/2
11/25 at USC	42/28	20/19	13/6	8/10
12/2 NCCU	40/6	19/3	8/10	22/2
12/8 at Char.	44/30	19/2	14/4	6/5
12/18 vs. UNC	36/44	30/16	13/18	0/2
12/20 Winthrop	28/24	16/25	10/9	4/15
12/22 SC St.	34/12	23/13	18/4	12/8
12/28 Sav. St.	34/18	28/8	9/8	15/4
1/2 at Ark.	30/18	10/27	10/14	4/4
1/5 Vandy	42/30	16/16	8/15	16/8
1/9 Kentucky	42/42	10/14	20/11	15/10
1/12 at Auburn	30/28	19/27	11/10	6/6
1/16 at TAMU	24/38	10/23	12/11	7/12
1/19 Alabama	30/20	17/14	8/9	6/4
1/26 at Vandy	46/32	16/20	10/11	6/2
1/30 Ole Miss	50/34	17/13	19/16	12/10
2/2 Mizzou	36/16	29/19	17/10	6/0
2/6 at Miss. St.	32/16	6/12	14/11	6/0
2/9 Arkansas				
2/16 at LSU				
2/20 at Kentucky				
2/23 Florida				
2/28 Georgia				
3/2 at Tenn.				

Starters vs. Bench Points

	SC Starters	Opp. Starters	SC Bench	Opp. Bench
11/8 CSU	58	19	41	10
11/10 LA Tech	47	29	21	16
11/14 CofC	53	26	28	28
11/17 SHU	71	52	17	15
11/20 at Clemson	55	30	13	13
11/23 at SDSU	58	35	30	16
11/25 at USC	51	37	19	13
12/2 NCCU	57	16	32	11
12/8 at Char.	59	40	17	21
12/18 vs. UNC	62	63	4	11
12/20 Winthrop	60	51	7	10
12/22 SC St.	32	14	38	12
12/28 Sav. St.	55	10	27	30
1/2 at Ark.	43	42	12	9
1/5 Vandy	57	47	29	29
1/9 Kentucky	42	42	26	17
1/12 at Auburn	41	50	31	16
1/16 at TAMU	40	67	15	0
1/19 Alabama	49	38	28	13
1/26 at Vandy	49	37	12	20
1/30 Ole Miss	55	55	44	15
2/2 Mizzou	65	47	13	15
2/6 at Miss. St.	54	36	17	28
2/9 Arkansas				
2/16 at LSU				
2/20 at Kentucky				
2/23 Florida				
2/28 Georgia				
3/2 at Tenn.				

and two in Staley's first season 2008-09.

Finding the Right Octave

South Carolina has scored at least 80 points in six games so far this season after reaching the mark just four times in the first five seasons of the Dawn Staley era combined. Five of this season's games are the first of the group to be played in Colonial Life Arena.

Under Staley, the Gamecocks are 9-1 in games in which they score 80 points with the lone loss coming in a double-overtime affair (94-92) at Clemson on Nov. 19, 2009. That was the only previous season in which the Gamecocks hit the 80-point plateau multiple times, adding an 80-68 victory at Alabama on Jan. 10, 2010.

Be the Change

South Carolina head coach Dawn Staley has provided an extra challenge for her program with the "Be the Change" theme for this season. Reflecting on her career as she prepared for enshrinement into the Naismith Memorial Basketball Hall of Fame and traveling in Africa this summer, she discovered she wanted her team to embrace the importance of focusing on others. In Africa especially, she noted the significant impact even small acts can have on the world around her.

To that end, Staley has challenged her program and everyone who supports it to commit 50,000 random acts of kindness this season. The program has set up Twitter (@SC_WBB_RAoK) and Facebook (SC Women's Basketball Random Acts of Kindness) accounts to help keep track of everyone's contributions. Fans are encouraged to submit their acts to those accounts.

Intro Video Vibe

South Carolina's intro video features voices familiar to the Gamecock faithful as redshirt sophomore Tina Roy and sophomore Khadijah Sessions collaborated for the second-straight year on the song that sets up the Gamecocks' starting lineup. It is the third season that Roy has written a song that reflects the team, the program and its goals. After the first year's song was more just for the team, South Carolina head coach Dawn Staley encouraged Roy to create one to share center stage at home games in 2012-13, which she did with support and "beats" from her first-year teammate Sessions. It was such a hit with fans and spark for the team that the duo did it again this season.

Drive for 5

The Gamecocks launched their "Drive for 5" women's basketball ticket campaign this season. Inspired by head coach Dawn Staley's jersey number during her Naismith Hall of Fame playing career, the campaign looks to bring at least 5,000 fans to every Gamecock women's basketball game. The Gamecocks were well on their way early in the season, surpassing 4,000 season tickets issued for the season for the first time in the Staley era.

The Gamecocks are currently averaging 5,491 fans per home game this season, a number that ranks third in the SEC and 13th in the nation.

Future Faces of the Gamecocks

South Carolina head coach Dawn Staley is the process of reeling in what would be one of the most significant recruiting classes in program history. The class currently includes four future Gamecocks, including the No. 7, No. 32 and No. 44 rated players, according to ESPN. The group gives South Carolina the fourth-best signing class in the nation, according to ESPN, trailing just UCLA (five signees), Duke (4) and Connecticut (4).

Bianca Cuevas (5-6/Guard/Bronx, N.Y./Nazareth Regional) – Rated as eighth-best point guard and No. 44 player overall in Class of 2014 by ESPN ... Named McDonald's All-America ... Helped high school team to consecutive state titles ... Earned all-state honors three times ... Averaged 17.1 points, 2.0 assists and 3.8 steals as a junior.

Doniyah Cliney (6-0/Guard/Newark, N.J./Malcolm X Shabazz) – Rated as high as No. 13 guard in Class of 2014 by ProspectNation.com ... Helped high school team to 33-1 record and the Group 2 State Championship as a junior ... Averaged 10.3 points and 1.3 assists last season ... Named honorable mention all-state ... Solid defender.

Kaydra Duckett (5-10/Guard/Columbia, S.C./Dreher) – Ranked No. 32 overall and No. 6 guard in Class of 2014 by ESPN ... Earned five-star status from ESPN ... Named all-state the last two seasons ... Named MVP at 2012 state tournament (sophomore) after guiding team to 3A state title ... Averaged 17.5 points, 2.3 assists and 3.4 steals as a junior.

Jatarie White (6-4/Post/Charlotte, N.C./Providence Day) – Ranked No. 7 overall and No. 1 post in Class of 2014 by ESPN ... Earned five-star status from ESPN and was named McDonald's All-America ... Tabbed preseason All-America by The Sporting News this season ... Named Gatorade North Carolina Player of the Year in 2013 and is a three-time all-state selection ... Part of the last three of Providence Day's four straight state championships ... Averaged 19 points, 11 rebounds, three blocks and two steals as a junior ... Helped USA Basketball bring home the gold medal at the 2011 FIBA Americas U16 Championships, averaging 9.8 points and 6.8 rebounds at the event ... Is a former high school teammate of current Gamecock Tiffany Mitchell.

South Carolina's Record When...

	SEC Only	All
Record.....	9-1	21-2
Playing a ranked opponent.....	2-1	2-2
Playing at home	5-0	13-0
Playing on the road	4-1	8-1
Playing at neutral site	0-0	0-1
Leading at half	8-0	20-0
Trailing at half	0-1	0-2
Tied at half	1-0	1-0
Playing an overtime game	0-1	0-1
0 players score in double figures	0-0	0-0
1 player scores in double figures	0-0	1-0
2 players score in double figures	0-1	0-1
3 players score in double figures	6-0	8-1
4 players score in double figures	1-0	7-0
5 players score in double figures	0-0	3-0
More than 5 players in double figures.....	2-0	2-0
Starters out-score opponent's starters	6-0	18-0
Opponent's starters score equal/more	3-1	3-2
Bench out-scores opponent's bench	5-1	12-1
Opponent's bench scores equal/more.....	4-0	9-1
Shooting 50% or better	5-0	12-0
Shooting between 40-49%	4-0	8-1
Shooting between 30-39%	0-0	1-0
Shooting less than 30%	0-0	0-0
Opponent shoots 50% or better.....	0-0	0-0
Opponent shoots between 40-49%	0-1	3-2
Opponent shoots between 30-39%	8-0	12-0
Opponent shoots less than 30%	1-0	6-0
Shooting better than opponent.....	9-1	21-1
Shooting worse than/equal to opponent	0-0	0-1
Having more FTs made than opponent	7-0	18-1
Having equal/less FTs made than opponent	2-1	3-1
Out-rebounding opponent.....	8-1	19-1
Having equal/less rebounds than opponent	1-0	2-1
Having more TOs than opponent	8-1	10-1
Having equal or less TOs than opponent.....	1-0	11-1
Attempting more FT than 3FG.....	8-1	19-2
Attempting equal/less FT than 3FG	1-0	2-0
Making 5 or more 3FGs.....	5-1	11-1
Making less than 5 3FGs.....	4-0	10-1
Making no 3 FGs.....	1-0	1-0
Attempting 15 or more 3FGs	0-0	6-0
Attempting less than 15 3FGs	9-1	15-2

	SEC Only	All
No South Carolina players foul out	7-1	17-2
One or more SC players foul out.....	2-0	4-0
Having 10 or more assists.....	9-0	21-0
Having less than 10 assists	0-1	0-2
Scoring more pts. in paint than opponent	8-0	20-0
Scoring equal/less pts. in paint than opp.	1-1	1-2
Scoring more pts. off TOs than opponent	3-0	13-1
Scoring equal/less pts. off TOs than opp.	6-1	8-1
Scoring more 2nd-chance pts.	5-1	15-1
Scoring equal/less 2nd-chance pts.....	4-0	6-1
Scoring more fast break pts.....	7-0	17-0
Scoring equal/less fast break pts.....	2-1	4-2
Wearing white uniforms	5-0	13-0
Wearing black uniforms	4-1	8-1
Wearing garnet uniforms.....	0-0	0-1
Playing in tournaments/classics	0-0	0-1
Playing on live television	3-1	9-1
Playing in November.....	0-0	7-0
Playing in December	0-0	5-1
Playing in January	7-1	7-1
Playing in February	2-0	2-0
Playing in March.....	0-0	0-0
Playing during the day.....	5-0	12-0
Playing at night	4-1	9-2
Playing on Sunday.....	5-0	9-0
Playing on Monday.....	0-0	2-0
Playing on Tuesday.....	0-0	0-0
Playing on Wednesday.....	0-0	1-1
Playing on Thursday.....	4-1	5-1
Playing on Friday	0-0	2-0
Playing on Saturday.....	0-0	2-0
Margin is 5 pts. or less.....	2-1	2-1
Margin is between 6-10.....	4-0	5-1
Margin is between 11-20.....	1-0	3-0
Margin is more than 20.....	2-0	11-0
Having a 20-pt. scorer	3-1	8-2
Having a 30-pt. scorer.....	0-0	0-0
Scoring 49 points or less.....	0-0	0-0
Scoring 50-59 points.....	1-0	1-0
Scoring 60-69 points.....	2-1	5-2
Scoring 70-79 points.....	5-0	9-0
Scoring 80-89 points.....	0-0	4-0
Scoring 90-99 points.....	1-0	2-0

2013-14 Team High / Low

South Carolina Highs	South Carolina Lows	Category	Opponent Lows	Opponent Highs
99 vs. Ole Miss, 1/30	55 at Arkansas, 1/2	Points in Game	25, NC Central, 12/2	74, vs. North Carolina, 12/18
99 vs. Charleston Southern, 11/8				
55 (2nd) vs. Ole Miss, 1/30	17 (1st) at Texas A&M, 1/16	Points in Half	12 (1st), SC State, 12/22 12 (2nd), NC Central, 12/2	45 (2nd) vs. Ole Miss, 1/30
39 vs. Charleston Southern, 11/8	21 at Arkansas, 1/2	Field Goals Made	8, NC Central, 12/2	28, vs. North Carolina, 12/18
66 vs. C. of Charleston, 11/14	41 at Auburn, 1/12	Field Goal Attempts	48, at San Diego St., 11/23 48, at Clemson, 11/20	73, Kentucky, 1/9
.609 (39-64) vs. Chas. Sthrn., 11/8	.379 (25-66) vs. CofC, 11/14	FG Percentage	.160 (8-50), NC Central, 12/2	.459 (28-61), vs. UNC, 12/18
9 at San Diego St., 11/23	0 at Vanderbilt, 1/26	3-Point FG Made	1, at Vanderbilt, 1/26 1, Kentucky, 1/9 1, NC Central, 12/2 1, at Southern Cal, 11/25 1, at San Diego St., 11/23	9, Missouri, 2/2
9 vs. C. of Charleston, 11/14				
28 vs. C. of Charleston, 11/14	2 at Vanderbilt, 1/26	3-Point FG Attempts	4, at Texas A&M, 1/16	23, Charleston Southern, 11/8
.667 (4-6) vs. Savannah St., 12/28	.000 (0-2) at Vanderbilt, 1/26	3-Point FG Percentage	.071 (1-14), NC Central, 12/2	.571 (4-7), LA Tech, 11/10
32 vs. Ole Miss, 1/30	7 at Vanderbilt, 1/26	Free Throws Made	0, SC State, 12/22	21, Ole Miss, 1/30
48 vs. Savannah State, 12/28	7 at Vanderbilt, 1/26	Free Throw Attempts	2, SC State, 12/22	31, Ole Miss, 1/30
.909 (10-11) vs. Alabama, 1/19	.364 (8-22) vs. LA Tech, 11/10	FT Percentage	.000 (0-2), SC State, 12/22	.933 (14-15), Vanderbilt, 1/5
62 vs. C. of Charleston, 11/14	27 at Auburn, 1/12	Rebounds	21, SC State, 12/22	43, Kentucky, 1/9 43, vs. North Carolina, 12/18
25 vs. Alabama, 1/19	6 vs. North Carolina, 12/18	Assists	4, Seton Hall, 11/17	16, Missouri, 2/2
25 vs. Charleston Southern, 11/8				
17 vs. Charleston Southern, 11/8	2 at Mississippi State, 2/6 2 vs. Alabama, 1/19	Steals	3, Missouri, 2/2 3, Ole Miss, 1/30 3, NC Central, 12/2	11, at Arkansas, 1/2
14 at Mississippi State, 2/6	3 at Auburn, 1/12	Blocked Shots	0, at Vanderbilt, 1/26 0, at Charlotte, 12/8	6, at Auburn, 1/12 6, at Arkansas, 1/2
14 vs. Kentucky, 1/9	3 at Southern Cal, 11/25			
24 at Vanderbilt, 1/26	7 vs. NC Central, 12/2	Turnovers	5, at Mississippi State, 2/6	25, at San Diego St., 11/23 25, Charleston Southern, 11/8
24 at Vanderbilt, 1/26	1 vs. SC State, 12/22	Fouls	13, NC Central, 12/2	33, Missouri, 2/2

2013-14 Individual Superlatives

Category	South Carolina	Opponent
Points in Game	24 by Alaina Coates vs. Ole Miss, 1/30 24 by Alaina Coates vs. Vanderbilt, 1/5	24 by Valencia McFarland, Ole Miss, 1/30 24 by Tabatha Richardson-Smith, Seton Hall, 11/17
Points in Half	18 (2nd) by Aleighsa Welch at Charlotte, 12/8	15 (2nd) by Erica Williams, Winthrop, 12/20 15 (1st) by Tabatha Richardson-Smith, Seton Hall, 11/17
Field Goals Made	11 by Alaina Coates vs. Vanderbilt, 1/5	9 by Christina Foggie, at Vanderbilt, 1/26 9 by Stephanie Mavunga, vs. North Carolina, 12/18
Field Goal Attempts	19 by Aleighsa Welch at Texas A&M, 1/16	22 by Ka-Deidre Simmons, Seton Hall, 11/17
FG Percentage	1.000 (7-7) by Alaina Coates vs. SC State, 12/22 1.000 (7-7) by Elem Ibiam vs. Charleston Southern, 11/8	.833 (5-6) by Kylee Smith, Vanderbilt, 1/5
3-Point FG Made	4 by Tiffany Mitchell vs. Winthrop, 12/20 4 by Asia Dozier at San Diego St., 11/23 4 by Asia Dozier vs. C. of Charleston, 11/14	5 by Tabatha Richardson-Smith, Seton Hall, 11/17
3-Point FG Attempts	10 by Asia Dozier, at San Diego St., 11/23	9 by Jessica Jackson, at Arkansas, 1/2
3-Point FG Percentage	.800 (4-5) by Tiffany Mitchell vs. Winthrop, 12/20	.833 (5-6) by Tabatha Richardson-Smith, Seton Hall, 11/17
Free Throws Made	12 by Tiffany Mitchell vs. Savannah State, 12/28	9 by Tia Faleru, Ole Miss, 1/30
Free Throw Attempts	16 by Tiffany Mitchell vs. Savannah State, 12/28	13 by Tia Faleru, Ole Miss, 1/30
FT Percentage	1.000 (9-9) by Alaina Coates vs. SC State, 12/22	1.000 (5-5) by Jasmine Lister, Vanderbilt, 1/5
Rebounds	17 by Alaina Coates vs. Kentucky, 1/9 17 by Aleighsa Welch vs. C. of Charleston, 11/14	12 by Jhasmin Bowen, at Arkansas, 1/2 12 by Stephanie Mavunga, vs. North Carolina, 12/18
Assists	8 by Tiffany Mitchell vs. Ole Miss, 1/30 8 by Tiffany Mitchell vs. Alabama, 1/19 8 by Tiffany Mitchell at San Diego St., 11/23	8 by Dequesha McClanahan, Winthrop, 12/20
Steals	6 by Tiffany Mitchell at Auburn, 1/12	4 by Jordan Jones, at Texas A&M, 1/16 4 by Hasina Muhammad, at Auburn, 1/12 4 by Deajanae Scurry, at San Diego St., 11/23 4 by Whitney Frazier, La Tech, 11/10
Blocked Shots	7 by Elem Ibiam at Mississippi State, 2/6	4 by Monique Maximilien, Charleston Southern, 11/8
Turnovers	8 by Aleighsa Welch at Vanderbilt, 1/26	7 by Lianna Doty, Missouri, 2/2 7 by Kourtney Williams, SC State, 12/22 7 by Ahjalee Harvey, at San Diego St., 11/23
Minutes Played	43 by Aleighsa Welch at Texas A&M, 1/16	45 by Jordan Jones, at Texas A&M, 1/16

The Last Time ...

Individual

Scored 50 Points

South Carolina 51, Jocelyn Penn vs. Stetson, 1/4/03
Opponent Never

Scored 40 Points

South Carolina 51, Jocelyn Penn vs. Stetson, 1/4/03
Opponent 46, Cornelia Gayden, LSU, 1/14/95

Scored 30 Points

South Carolina 30, Ieasia Walker vs. Clemson, 11/18/10
Opponent 32, LaQueta Ferguson, Florida International, 11/25/07

Grabbed 20 Rebounds

South Carolina 25, Kelsey Bone vs. Boston University, 12/28/09
Opponent 24, Courtney Paris, Oklahoma, 12/30/07

Grabbed 15 Rebounds

South Carolina 16, Aleighsa Welch at Texas A&M, 1/16/14
Opponent 15, Kelsey Bone, Texas A&M, 2/10/13

Two Players with 20 or More Points

South Carolina La'Keisha Sutton 21/Markeshia Grant 20 vs. North Carolina, 12/18/11
Opponent Monica Engelmann 27/Angel Goodrich 20, Kansas, 3/25/13

Two Players with 10 or More Rebounds

South Carolina Aleighsa Welch 16/Elem Ibiam 12 at Texas A&M, 1/16/14
Opponent Quistelle Williams 10/Berna Calli 10, Arkansas, 1/27/13

Had 10 Assists

South Carolina 10, Samone Kennedy at Florida, 2/24/08
Opponent 11, Marneshia Richard, Mississippi State, 1/21/07

Had Five Steals

South Carolina 6, Tiffany Mitchell at Auburn, 1/12/14
Opponent 5, Sam Ramirez, Appalachian State, 3/16/11

Had Five Blocked Shots

South Carolina 7, Elem Ibiam at Mississippi State, 2/6/14
Opponent 7, Isabelle Harrison, Tennessee, 1/3/13

Had a Double-Double

South Carolina Aleighsa Welch (18 pts/11 rebs) at Mississippi State, 2/6/14
Opponent Bri Kulas (21 pts/10 rebs), Missouri, 2/2/14

Two Players had a Double-Double

South Carolina Alaina Coates (10 pts/17 rebs)/Aleighsa Welch (16 pts/14 rebs) vs. Kentucky, 1/9/14
Opponent Chiney Ogumike (11 pts/10 rebs)/Nnemkadi Ogumike (39 pts/10 rebs), Stanford, 3/24/12

Three Players had a Double-Double

South Carolina Ashley Bruner (16 pts/12 rebs)/Aleighsa Welch (16 pts/ 11 rebs)/ Elem Ibiam (12 pts/10 rebs) vs. Kansas, 3/25/13
Opponent Merlakia Jones (26 pts/10 rebs)/Takilya Davis (19 pts/13 rebs)/ DeLisha Milton (14 pts/15 rebs), at Florida, 2/20/94

Had a Triple-Double

South Carolina Iva Sliskovic (18 pts, 15 rebs, 10 assts) vs. High Point, 12/20/06
Opponent Never

Team

Scored 100 Points

South Carolina 102 vs. North Carolina A&T, 3/21/08
Opponent 103, Clemson, 11/21/03

Won by 30 or More Points

South Carolina 82-40 (42) vs. Savannah State, 12/28/13
Opponent 66-34 (32), Georgia, 3/4/11

Shot 65% or Better from the Field

South Carolina .652 (45-69) vs. East Tennessee State, 12/19/00
Opponent Never

Shot 60% or Better from the Field

South Carolina .608 (31-51) vs. Ole Miss, 1/30/14
Opponent .604 (29-48), Vanderbilt, 1/18/01

Shot 50% or Better from the Field

South Carolina .608 (31-51) vs. Ole Miss, 1/30/14
Opponent .535 (23-43), Missouri, 2/28/13

No Players in Double-Figure Points

South Carolina at Auburn, 1/19/12
Opponent SC State, 12/22/13

Five Players in Double-Figure Points

South Carolina vs. Missouri, 2/2/14
Opponent Arkansas, 2/14/10

More Than Five Players in Double-Figure Points

South Carolina 6 vs. Missouri, 2/2/14
Opponent 6, at Georgia, 2/13/03

Faced AP Top-25 Opponent

Win 61-57 at No. 16 Vanderbilt, 1/26/14
Loss 65-67 at No. 25 Texas A&M, 1/16/14

Faced AP Top-10 Opponent

Win 68-59 vs. No. 9 Kentucky, 1/9/14
Loss 78-74 at No. 7 Kentucky, 2/14/13

Faced AP Top-5 Opponent

Win 55-50 vs. No. 5 Kentucky, 1/24/13
Loss 49-53 vs. No. 1 Stanford, 12/19/12

Faced AP No. 1 Team

Win Never
Loss 49-53 vs. No. 1 Stanford, 12/19/12

Overtime Game

Win 58-55 vs. Drexel, 11/28/12
Loss 65-57 at Texas A&M, 1/16/14

Double-Overtime Game

Win 92-91 at Florida State, 2/4/91
Loss 92-94 at Clemson, 11/19/09

South Carolina Was Ranked (AP Poll)

AP No. 1 Never
AP Top 10 No. 6, 2/2/14
AP Top 25 No. 6, 2/2/14



ALAINA COATES

**6-4
Freshman
Center
Irmo, S.C.
Dutch Fork**

#41

Miscellaneous Stats

	Season	Career
Double-Double	7	7
20+ Points	5	5
10+ Points	15	15
10+ Rebounds	7	7
Tm-High Pts.	5	5
Tm-High Rebs.	11	11

- Has played in 23 games, including one start (LA Tech)
- Only freshman to rank among SEC's top 25 scorers (21st) and top 20 rebounders (6th) ... Is third in SEC and 43rd in nation with 2.1 blocks per game
- Holds Gamecock freshman record with 49 blocked shots, tying her for seventh in the all-time single-season standings
- Has led the team in scoring five times (Charleston Southern, at San Diego St., SC State, Vanderbilt, Ole Miss)
- Has led the team in rebounding 11 times (LA Tech, Seton Hall, at San Diego St., at USC, NC Central, Savannah St., at Arkansas, Vanderbilt, Kentucky, Auburn, Ole Miss)
- Became first freshman to record at least 20 points against an SEC opponent since the 2010 SEC Tournament with her career-high tying 24 against Ole Miss (Jan. 30), making her one of just six Gamecock freshman all-time to record at least five 20-point games
- Played just 12 minutes at #16/19 Vanderbilt (Jan. 26) due to foul trouble, still blocking four shots, including three in second half to help secure victory
- Posted six points and six rebounds in just 11 minutes of first-half action against Alabama (Jan. 19), narrowly missing a double-double with 10 points and nine rebounds
- Earned third SEC Freshman of the Week award (Jan. 13) after averaging 12.0 points and 11.3 rebounds in wins over Kentucky and Auburn
- Scored all 14 of her points at Auburn, (Jan. 12) in first half, including eight during 19-10 run that closed half with game tied after Gamecocks trailed by as many as 12
- Set Gamecock freshman record with 17 rebounds against #9/10 Kentucky (Jan. 9) and posted fourth-straight double-double
- Named SEC Freshman of the Week (Jan. 6) for back-to-back double-doubles to open SEC play, becoming first Gamecock freshman ever to post double-doubles in her first two SEC outings
- Scored 12 of her career-high 24 points against Vanderbilt (Jan. 5) during final 10 minutes of first half to help turn two-point deficit into 11-point halftime lead
- Tied program's freshman single-game record with five blocks at Arkansas (Jan. 2) while posting second-straight double-double, including five defensive rebounds during crucial seven-minute stretch of second half to keep Razorbacks from putting together complete rally
- Recorded double-double against Savannah State (Dec. 28), doing nearly all of it in the second half – 11 points and nine rebounds in final 20 minutes
- Posted only perfect shooting night by a freshman (minimum five attempts each in program history), hitting 7-of-7 from the field and 9-of-9 free throws against SC State (Dec. 22), with field goal performance tying for fourth in Colonial Life Arena history
- Scored 17 of her career-high 21 points at San Diego State (Nov. 23) in the second half, including a personal 7-0 run late in the game
- Made 11 free throws at San Diego State (Nov. 23), second-most by a Gamecock freshman in school history while her 15 attempts tied the freshman record

- Named SEC Freshman of the Week (Nov. 18) after averaging a double-double in two games (CofC, Seton Hall)
- Grabbed 14 rebounds against CofC (Nov. 14), 10 in the second half, to tie for third in school history among freshmen, one shy of the freshman school record

2013-14 Game-by-Game

Opponent	Date	GS	MIN	FG-A	3FG-A	FTA	Reb	PF	A	TO	B	S	TP
Chas. Sthrn.	11/08	17	9-14	0-0	2-2	4-3-7	2	1	1	2	1	20	
LA Tech	11/10	*	19	6-10	0-0	0-3	5-5-10	3	0	0	0	12	
CofC	11/14		13	3-6	0-0	5-9	5-9-14	2	0	1	3	11	
Seton Hall	11/17		19	4-5	0-0	2-6	3-5-8	3	1	0	4	10	
at Clemson	11/20		15	2-5	0-0	5-8	1-5-6	4	0	1	1	2	9
at San Diego State	11/23		22	5-6	0-0	11-15	1-7-8	4	0	0	1	0	21
at USC	11/25		17	4-7	0-0	0-1	1-8-9	4	0	2	0	1	8
NC Central	12/02		22	7-8	0-0	1-2	2-5-7	3	1	1	2	15	
at Charlotte	12/08		12	0-4	0-0	2-2	2-2-4	0	0	0	2	0	2
vs. N. Carolina	12/18		9	0-0	0-0	0-0	0-1-1	1	0	1	1	0	0
Winthrop	12/20		8	1-2	0-0	1-2	3-0-3	1	0	4	1	0	3
SC State	12/22		17	7-7	0-0	9-9	0-5-5	0	1	3	3	0	23
Savannah St.	12/28		24	4-5	0-0	9-14	5-7-12	2	0	2	3	0	17
at Arkansas*	01/02		26	5-8	0-0	1-2	2-10-12	3	0	2	5	0	11
Vanderbilt*	01/05		28	11-16	0-0	2-4	4-6-10	2	0	3	3	1	24
Kentucky*	01/09		27	3-9	0-0	4-7	7-10-17	2	0	3	4	1	10
at Auburn*	01/12		25	4-5	0-0	6-10	2-4-6	1	0	1	1	1	14
at Texas A&M*	01/16		22	3-6	0-0	2-4	2-3-5	3	0	3	0	1	8
Alabama*	01/19		21	4-9	0-0	2-2	5-4-9	4	1	1	2	0	10
at Vanderbilt*	01/26		12	3-4	0-0	0-1	0-5-5	5	0	3	4	0	6
Ole Miss*	01/30		22	8-10	0-0	8-10	3-9-12	3	0	1	0	1	24
Missouri*	02/02		16	5-7	0-0	3-9	1-4-5	1	1	0	4	0	13
at Miss. State*	02/06		21	3-7	0-0	2-2	1-4-5	2	0	0	3	0	8
Arkansas*	02/09												
at LSU*	02/16												
at Kentucky*	02/20												
Florida*	02/23												
Georgia*	02/27												
at Tennessee*	03/02												

Career Highs – All Games

Pts ... 24, 2x, last vs. Ole Miss, 1/30/14
FG 11 vs. Vanderbilt, 1/5/14
FGA 16 vs. Vanderbilt, 1/5/14
FG % 1.00 (7-7) vs SC State, 12/22/13
FT 11 at San Diego St., 11/23/13
FTA 15 at San Diego St., 11/23/13
FT % 1.00 (9-9), vs. SC State, 12/22/13
Rebs 17 vs. Kentucky, 1/9/14
Off Rebs 7 vs. Kentucky, 1/9/14
Def Rebs ... 10, 2x, last vs Kentucky, 1/9/14
Blks 5 at Arkansas, 1/2/14
Stls 2 at Clemson, 11/20/13
Assts 1, 6x, last vs. Missouri, 2/2/14
Min 28 vs. Vanderbilt, 1/5/14

Career – SEC Games

Pts ... 24, 2x, last vs. Ole Miss, 1/30/14
FG 11 vs. Vanderbilt, 1/5/14
FGA 16 vs. Vanderbilt, 1/5/14
FG %800 (8-10), vs Ole Miss, 1/30/14
FT 8 vs. Ole Miss, 1/30/14
FTA ... 10, 2x, last vs. Ole Miss, 1/30/14
FT % 1.00 (2-2), 2x, last at Miss. St., 2/6/14
Rebs 17 vs. Kentucky, 1/9/14
Off Rebs 7 vs. Kentucky, 1/9/14
Def Rebs ... 10, 2x, last vs. Kentucky, 1/9/14
Blks 5 at Arkansas, 1/2/14
Stls 1, 5x, last vs. Ole Miss, 1/30/14
Assts 1, 2x, last vs. Missouri, 2/2/14
Min 28 vs. Vanderbilt, 1/5/14

Career Stats at South Carolina

Year	GP	GS	Min	Avg	FG	FGA	Pct	3FG	FGA	Pct	FT	FTA	Pct	Off	Def	Tot	Avg	PF	FO	A	TO	Blk	Stl	Pts	Avg
2013-14	23	1	434	18.9	101	160	.631	0	0	—	77	124	.621	59	121	180	7.8	55	1	6	33	49	11	279	12.1



TIFFANY DAVIS

5-7
R-Freshman
Guard
Houston, Texas
Westbury Christian

#15

Miscellaneous Stats

	Season	Career
Double-Double	0	0
10+ Points	1	1
5+ Assists	0	0
5+ Steals	0	1
Tm-High Pts.	0	0
Tm-High Assts.	0	0

- Has played in 21 games, including seven starts
- Hit a pair of 3s en route to a career-high 11 points against Ole Miss (Jan. 30)
- Was solid against pressure from #9/10 Kentucky (Jan. 9), not committing a turnover in 16 minutes on the floor
- Grabbed a career-high six rebounds at Arkansas (Jan. 2)
- Scored a career-high eight in her third start of the season against Savannah State (Dec. 28), including a perfect shooting night highlighted by a pair of 3s
- Posted her most productive start against SC State (Dec. 22), scoring six points and matching career high with three assists
- Drew first career start against Winthrop (Dec. 20), taking over point guard duties from the injured Khadijah Sessions
- Returned to action at Charlotte (Dec. 8) after recovering from shoulder injury, playing a steady eight minutes
- Matched her career high with three assists in just three minutes at San Diego State (Nov. 23) before a first-half shoulder injury ended her game
- Scored a career-high seven points against College of Charleston (Nov. 14), hitting 2-of-4 from the field, including a 3-pointer, while dishing out three assists
- Returned from knee surgery last season to score five points on 2-of-3 shooting in the season opener against Charleston Southern (Nov. 8)

2013-14 Game-by-Game

Opponent	Date	GS	MIN	FG-A	3FG-A	FTA	Reb	PF	A	TO	B	S	TP
Chas. Sthrn.	11/08	16	2-3	0-0	1-3	1-1-2	1	1	2	1	0	5	
LA Tech	11/10	10	1-4	1-4	0-0	1-1-2	0	1	2	0	1	3	
CofC	11/14	19	2-4	1-2	2-2	0-1-1	0	3	2	0	1	7	
Seton Hall	11/17	5	0-0	0-0	0-0	0-1-1	0	0	1	0	0	0	
at Clemson	11/20	10	0-0	0-0	0-0	0-0-0	0	1	0	0	0	0	
at San Diego State	11/23	3	0-1	0-0	0-0	0-0-0	0	3	0	0	0	0	
at USC	11/25												
NC Central	12/02												
at Charlotte	12/08	8	0-0	0-0	0-0	0-0-0	1	0	1	0	0	0	
vs. N. Carolina	12/18	7	0-1	0-0	0-0	0-0-0	0	0	0	0	0	0	
Winthrop	12/20	* 26	1-5	1-5	0-0	0-4-4	2	2	6	0	1	3	
SC State	12/22	* 15	2-6	2-2	0-0	0-1-1	0	3	3	0	1	6	
Savannah St.	12/28	* 22	3-3	2-2	0-2	0-1-1	1	0	1	0	0	8	
at Arkansas*	01/02	* 30	1-4	0-1	1-2	0-6-6	3	1	6	0	0	3	
Vanderbilt*	01/05	* 18	1-2	0-1	1-1	0-1-1	3	2	1	0	0	3	
Kentucky*	01/09	* 16	0-2	0-0	0-0	0-0-0	2	1	0	0	0	0	
at Auburn*	01/12	* 3	0-1	0-1	0-0	0-1-1	1	0	2	0	0	0	
at Texas A&M*	01/16	11	0-0	0-0	0-1-1	2	0	1	0	0	0	0	
Alabama*	01/19	1	0-1	0-0	0-0	0-0-0	0	0	1	0	0	0	
at Vanderbilt*	01/26	6	0-0	0-0	0-0	0-1-1	1	1	1	0	0	0	
Ole Miss*	01/30	16	2-3	2-2	5-6	0-2-2	1	1	2	0	0	11	
Missouri*	02/02	11	0-2	0-2	0-0	0-0-0	2	2	1	0	0	0	
at Miss. State*	02/06	13	2-4	0-2	0-0	0-0-0	0	0	1	0	0	4	
Arkansas*	02/09												
at LSU*	02/16												
at Kentucky*	02/20												
Florida*	02/23												
Georgia*	02/27												
at Tennessee*	03/02												

Career Highs – All Games

Pts 11 vs. Ole Miss, 1/30/14
FG 3 vs. Savannah State, 12/28/13
FGA 6 vs. SC State, 12/22/13
3FG 2, 3x, last vs. Ole Miss, 1/30/14
3FGA 5 vs. Winthrop, 12/20/13
FT 5 vs. Ole Miss, 1/30/14
FTA 6 vs. Ole Miss, 1/30/14
Rebs 6 at Arkansas, 1/2/14
Off Rebs 4 vs. Winthrop 12/20/13
Def Rebs 6 at Arkansas, 1/2/14
Stls 5 vs. Elon, 11/9/12
Assts 3, 4x, last vs. SC State, 12/22/13
Min 30 at Arkansas, 1/2/14

Season Highs – All Games

Pts 11 vs. Ole Miss, 1/30/14
FG 3 vs. Savannah State, 12/28/13
FGA 6 vs. SC State, 12/22/13
3FG 2, 3x, last vs. Ole Miss, 1/30/14
3FGA 5 vs. Winthrop, 12/20/13
FT 5 vs. Ole Miss, 1/30/14
FTA 6 vs. Ole Miss, 1/30/14
Rebs 6 at Arkansas, 1/2/14
Off Rebs 4 vs. Winthrop 12/20/13
Def Rebs 6 at Arkansas, 1/2/14
Stls 1, 4x, last vs. SC State, 12/22/13
Assts 3, 3x, last vs. SC State, 12/22/13
Min 30 at Arkansas, 1/2/14

Career Highs – SEC Games

Pts 11 vs. Ole Miss, 1/30/14
FG 2, 2x, last at Miss. St., 2/6/14
FGA 4, 2x, last at Miss. St., 2/6/14
3FG 2 vs. Ole Miss, 1/30/14
3FGA 2, 3x, last at Miss. St., 2/6/14
FT 5 vs. Ole Miss, 1/30/14
FTA 6 vs. Ole Miss, 1/30/14
Rebs 6 at Arkansas, 1/2/14
Off Rebs
Def Rebs 6 at Arkansas, 1/2/14
Stls
Assts 2, 2x, last vs. Missouri, 2/2/14
Min 30 at Arkansas, 1/2/14

Season Highs – SEC Games

Pts 11 vs. Ole Miss, 1/30/14
FG 2, 2x, last at Miss. St., 2/6/14
FGA 4, 2x, last at Miss. St., 2/6/14
3FG 2 vs. Ole Miss, 1/30/14
3FGA 2, 3x, last at Miss. St., 2/6/14
FT 5 vs. Ole Miss, 1/30/14
FTA 6 vs. Ole Miss, 1/30/14
Rebs 6 at Arkansas, 1/2/14
Off Rebs
Def Rebs 6 at Arkansas, 1/2/14
Stls
Assts 2, 2x, last vs. Missouri, 2/2/14
Min 30 at Arkansas, 1/2/14

Career Stats at South Carolina

Year	GP	GS	Min	Avg	FG	FGA	Pct	3FG	FGA	Pct	FT	FTA	Pct	Off	Def	Tot	Avg	PF	FO	A	TO	Blk	Stl	Pts	Avg
2012-13	3	0	40	13.3	4	8	.500	1	4	.250	3	4	.750	1	3	4	1.3	2	0	4	2	0	5	12	4.0
2013-14	21	7	266	12.7	17	46	.370	9	24	.375	10	16	.625	2	22	24	1.1	20	0	22	34	1	4	53	2.5
Career Totals	24	7	306	12.8	21	54	.389	10	28	.357	13	20	.650	3	25	28	1.2	22	0	26	36	1	9	65	2.7



ASIA DOZIER

6-0
Sophomore
Guard/Forward
Columbia, S.C.
Spring Valley

#31

Miscellaneous Stats

	Season	Career
Double-Double	0	0
10+ Points	7	9
10+ Rebounds	0	1
5+ Assists	6	7
Tm-High Pts.	1	1
Tm-High Assts.	6	7

- Has played in every game this season, starting 22
- Has led the team in scoring one time (CofC)
- Had led the team in assists six times (at Charlotte, at Arkansas, Vanderbilt, Kentucky, at Auburn, at Miss. St.)
- Ranks ninth in the SEC with 3.8 assists per conference game with three league games of five assists
- Hit clutch 3-pointer during Bulldogs' second-half rally at Mississippi State (Feb. 6) then scored on baseline out-of-bounds play after lead was cut to one, finishing in double-figure points for second-straight game
- Handed out career-high six assists against Ole Miss (Jan. 30)
- Scored all of her nine points at #16/19 Vanderbilt (Jan. 26) in first half, including seven straight to help team stay in front while three other starters sat with foul trouble
- Drained a 3 to bring Gamecocks within a point with under four minutes to play at #25/21 Texas A&M
- Hit a 3 early in second half at Auburn (Jan. 12) to give Gamecocks first lead of the game, added a free throw late in game to hold off Tigers' late rally
- Dished team-high five assists against Vanderbilt (Jan. 5) for second-straight game
- Played solid all-around game at Arkansas (Jan. 2), tying career high with five assists while logging just shy of the full 40 minutes
- Netted three 3s en route to 13 points and handed out five assists in 39 minutes, playing huge role in staving off second-half Winthrop (Dec. 20) rally
- Responded well to coming off the bench at Charlotte (Dec. 8), contributing in every category – 10 points, four assists, five rebounds, two steals in 32 minutes
- Scored all of her career-high 16 points at San Diego State (Nov. 23) in the first half, hitting 3-of-6 3s in her 17 minutes before halftime
- Posted a career-high 16 points against CofC (Nov. 14) to lead team in scoring for first time in her career

2013-14 Game-by-Game

Opponent	Date	GS	MIN	FG-A	3FG-A	FTA	Reb	PF	A	TO	B	S	TP
Chas. Sthrn.	11/08	*	17	1-3	0-0	2-2	2-1-3	1	5	1	1	2	4
LA Tech	11/10	*	21	3-5	1-1	0-0	0-1-1	1	0	3	0	0	7
CofC	11/14	*	25	6-12	4-8	0-0	0-2-2	1	3	1	0	0	16
Seton Hall	11/17	*	27	2-6	2-4	0-0	0-4-4	2	2	3	0	2	6
at Clemson	11/20	*	30	2-9	0-5	0-1	3-6-9	3	0	2	0	0	4
at San Diego State	11/23	*	28	5-13	4-10	2-2	3-0-3	2	0	2	0	2	16
at USC	11/25	*	25	1-4	0-1	2-2	0-2-2	1	2	3	0	0	4
NC Central	12/02	*	18	2-3	1-2	1-2	0-2-2	0	1	0	0	0	6
at Charlotte	12/08		32	4-7	0-1	2-3	2-3-5	1	4	5	1	2	10
vs. N. Carolina	12/18	*	21	1-3	0-2	1-2	1-2-3	4	1	2	0	0	3
Winthrop	12/20	*	39	4-9	3-7	2-4	0-2-2	1	5	2	0	0	13
SC State	12/22	*	20	1-5	1-4	1-2	0-0-4	0	3	1	0	1	4
Savannah St.	12/28	*	19	4-8	2-2	0-0	0-1-1	2	1	0	0	1	10
at Arkansas*	01/02	*	40	4-12	1-3	0-0	0-2-2	2	5	7	0	1	9
Vanderbilt*	01/05	*	29	1-7	1-2	2-2	0-1-1	2	5	5	0	1	5
Kentucky*	01/09	*	24	0-6	0-1	0-0	0-1-1	3	4	2	1	0	0
at Auburn*	01/12	*	31	3-4	2-3	1-3	0-5-5	2	3	5	0	0	9
at Texas A&M*	01/16	*	33	2-9	1-5	0-0	0-3-3	4	0	4	1	0	5
Alabama*	01/19	*	26	3-4	2-3	0-0	0-3-3	1	5	1	0	0	8
at Vanderbilt*	01/26	*	29	4-9	0-1	1-2	0-3-3	3	2	0	0	0	9
Ole Miss*	01/30	*	23	1-4	0-1	2-4	0-1-1	1	6	2	0	1	4
Missouri*	02/02	*	33	3-6	3-4	2-4	1-2-3	4	4	0	1	1	11
at Miss. State*	02/06	*	27	4-8	2-3	0-0	1-2-3	3	4	2	0	1	10
Arkansas*	02/09												
at LSU*	02/16												
at Kentucky*	02/20												
Florida*	02/23												
Georgia*	02/27												
at Tennessee*	03/02												

Career Highs – All Games

Pts 16, 2x, last at San Diego St., 11/23/13
FG 6 vs. C. of Charleston, 11/14/13
FGA..... 13 at San Diego St., 11/23/13
3FG... 4, 2x, last at San Diego St., 11/23/13
3FGA..... 10 at San Diego St., 11/23/13
FT..... 4 vs. Elon, 11/9/12
FTA..... 7 vs. Elon, 11/9/12
Rebs..... 10 vs. Elon, 11/9/12
Off Rebs 4 vs. Elon, 11/9/12
Def Rebs . 6, 2x, last at Clemson, 11/20/13
Blks..... 1, 9x, last vs. Missouri, 2/2/14
Stls..... 2, 5x, last at Charlotte, 12/8/13
Assts..... 6 vs. Ole Miss, 1/30/14
Min..... 40 vs. Arkansas, 1/2/14

Season Highs – All Games

Pts .. 16, 2x, last at San Diego St., 11/23
FG 6 vs. C. of Charleston, 11/14
FGA..... 13 at San Diego St., 11/23
3FG.. 4, 2x, last at San Diego St., 11/23
3FGA..... 10 at San Diego St., 11/23
FT..... 2, 8x, last vs. Missouri, 2/2
FTA..... 4, 3x, last vs. Missouri, 2/2
Rebs..... 9 at Clemson, 11/20
Off Rebs .. 3, 2x, last at San Diego St., 11/23
Def Rebs..... 6 at Clemson, 11/20
Blks 1, 5x, last vs. Missouri, 2/2
Stls..... 2, 4x, last at Charlotte, 12/8
Assts 6 vs. Ole Miss, 1/30
Min..... 40 vs. Arkansas, 1/2

Career Highs – SEC Games

Pts 11 vs. Missouri, 2/2
FG 4, 4x, last at Miss. St., 2/6/14
FGA..... 12 at Arkansas, 1/2/14
3FG 3 vs. Missouri, 2/2/14
3FGA..... 6 at Ole Miss, 2/17/13
FT..... 2, 3x, last vs. Missouri, 2/2/14
FTA..... 4, 2x, last vs. Missouri, 2/2/14
Rebs..... 6 at Ole Miss, 2/17/13
Off Rebs..... 2 at Ole Miss, 2/17/13
Def Rebs..... 5 at Auburn, 1/12/14
Blks 1, 4x, last vs. Missouri, 2/2/14
Stls..... 1, 6x, last at Miss. St., 2/6/14
Assts 6 vs. Ole Miss, 1/30/14
Min..... 40 vs. Arkansas, 1/2/14

Season Highs – SEC Games

Pts 11 vs. Missouri, 2/2
FG 4, 3x, last at Miss. St., 2/6
FGA..... 12 at Arkansas, 1/2
3FG 3 vs. Missouri, 2/2
3FGA..... 5 at Texas A&M, 1/16
FT..... 2, 3x, last vs. Missouri, 2/2
FTA..... 4, 2x, last vs. Missouri, 2/2
Rebs..... 5 at Auburn, 1/12
Off Rebs 1, 2x, last at Miss. St., 2/6
Def Rebs..... 5 at Auburn, 1/12
Blks 1, 3x, last vs. Missouri, 2/2
Stls..... 1, 5x, last at Miss. St., 2/6
Assts 6 vs. Ole Miss, 1/30
Min..... 40 vs. Arkansas, 1/2

Career Stats at South Carolina

Year	GP	GS	Min	Avg	FG	FGA	Pct	3FG	FGA	Pct	FT	FIA	Pct	Off	Def	Tot	Avg	PF	FO	A	TO	Blk	Stl	Pts	Avg
2012-13	31	0	398	12.8	28	134	.209	16	91	.176	11	24	.458	19	42	61	2.0	35	1	25	20	4	8	83	2.7
2013-14	23	22	617	26.8	61	156	.391	30	73	.411	21	35	.600	13	53	66	2.9	45	0	65	53	5	15	173	7.5
Career Totals	54	22	1015	18.8	89	290	.307	46	164	.280	32	59	.542	32	95	127	2.3	80	1	90	73	9	23	256	4.7



INDIA FARMER

6-0
Freshman
Forward
North Myrtle Beach, S.C.
North Myrtle Beach

#0

Miscellaneous Stats

	Season	Career
Double-Double	0	0
10+ Points	0	0
10+ Rebounds	0	0
5+ Blocks	0	0
Tm-High Pts.	0	0
Tm-High Rebs.	0	0

- Has played in 10 games
- Netted first career SEC points with a late 3 against Alabama (Jan. 19)
- Scored her first career points on a 3-pointer against NC Central (Dec. 2), also snagging three rebounds in her 11 minutes of play

2013-14 Game-by-Game

Opponent	Date	GS	MIN	FG-A	3FG-A	FTA	Reb	PF	A	TO	B	S	TP
Chas. Sthrn.	11/08	6	0-0	0-0	0-0	0-0-0	0	0	0	0	0	0	0
LA Tech	11/10	1	0-0	0-0	0-0	0-0-0	0	0	0	0	0	0	0
CofC	11/14	5	0-0	0-0	0-0	0-0-0	1	0	0	0	0	0	0
Seton Hall	11/17					— DNP (Coach's Decision)	—						
at Clemson	11/20	1	0-0	0-0	0-0	0-0-0	0	0	0	0	0	0	0
at San Diego State	11/23					— DNP (Coach's Decision)	—						
at USC	11/25					— DNP (Coach's Decision)	—						
NC Central	12/02	11	1-3	1-2	0-0	1-2-3	1	0	0	0	0	0	3
at Charlotte	12/08					— DNP (Coach's Decision)	—						
vs. N. Carolina	12/18					— DNP (Coach's Decision)	—						
Winthrop	12/20					— DNP (Coach's Decision)	—						
SC State	12/22	5	0-2	0-0	0-0	1-0-1	0	0	0	0	0	0	0
Savannah St.	12/28	4	0-0	0-0	0-0	0-0-0	0	0	0	1	0	0	0
at Arkansas*	01/02					— DNP (Coach's Decision)	—						
Vanderbilt*	01/05					— DNP (Coach's Decision)	—						
Kentucky*	01/09					— DNP (Coach's Decision)	—						
at Auburn*	01/12					— DNP (Coach's Decision)	—						
at Texas A&M*	01/16					— DNP (Coach's Decision)	—						
Alabama*	01/19	1	1-1	1-1	0-0	0-0-0	1	0	0	0	0	0	3
at Vanderbilt*	01/26					— DNP (Coach's Decision)	—						
Ole Miss*	01/30	2	0-1	0-1	0-0	0-0-0	1	0	0	0	0	0	0
Missouri*	02/02	1	0-0	0-0	0-0	0-0-0	0	0	0	0	0	0	0
at Miss. State*	02/06					— DNP (Coach's Decision)	—						
Arkansas*	02/09												
at LSU*	02/16												
at Kentucky*	02/20												
Florida*	02/23												
Georgia*	02/27												
at Tennessee*	03/02												

Career Highs – All Games

Pts 3, 2x, last vs. Alabama, 1/19/14
FG 1, 2x, last vs. Alabama, 1/19/14
FGA 3 vs. NC Central, 12/2/13
3FG 1, 2x, last vs. Alabama, 1/19/14
3FGA 2 vs. NC Central, 12/2/13
FT
FTA
Rebs 3 vs. NC Central, 12/2/13
Off Rebs 1, 2x, last vs. SC State, 12/22/13
Def Rebs 2 vs. NC Central, 12/2/13
Blks 1, vs. Savannah State, 12/28/13
Stls
Assts
Min 11 vs. NC Central, 12/2/13

Career Highs – SEC Games

Pts 3 vs. Alabama, 1/19/14
FG 1 vs. Alabama, 1/19/14
FGA ... 1, 2x, last vs. Ole Miss, 1/30/14
FT
FTA
Rebs
Off Rebs
Def Rebs
Blks
Stls
Assts
Min 2 vs. Ole Miss, 1/30/14

Season Highs – All Games

Pts 3, 2x, last vs. Alabama, 1/19
FG 1, 2x, last vs. Alabama, 1/19
FGA 3 vs. NC Central, 12/2
3FG 1, 2x, last vs. Alabama, 1/19
3FGA 2 vs. NC Central, 12/2
FT
FTA
Rebs 3 vs. NC Central, 12/2/13
Off Rebs 1, 2x, last vs. SC State, 12/22
Def Rebs 2 vs. NC Central, 12/2/13
Blks 1, vs. Savannah State, 12/28
Stls
Assts
Min 11 vs. NC Central, 12/2/13

Season Highs – SEC Games

Pts 3 vs. Alabama, 1/19
FG 1 vs. Alabama, 1/19
FGA 1, 2x, last vs. Ole Miss, 1/30
FT
FTA
Rebs
Off Rebs
Def Rebs
Blks
Stls
Assts
Min 2 vs. Ole Miss, 1/30

Career Stats at South Carolina

Year	GP	GS	Min	Avg	FG	FGA	Pct	3FG	FGA	Pct	FT	FTA	Pct	Off	Def	Tot	Avg	PF	FO	A	TO	Blk	Stl	Pts	Avg
2013-14	10	0	37	3.7	2	7	.286	2	4	.500	0	0	—	2	2	4	0.40	4	0	0	0	1	0	6	0.6



OLIVIA GAINES

5-7
Junior
Guard
Chester, S.C.
Louisburg College (N.C.)

#2

Miscellaneous Stats

	Season	Career
Double-Double	0	0
10+ Points	0	0
10+ Rebounds	0	0
5+ Assists	1	1
Tm-High Pts.	0	0
Tm-High Assts.	1	1

- Has played in 21 games with one start (vs. Alabama), adding great spark to defensive effort
- Drew her first career start against Alabama (Jan. 19), putting in balanced effort with four points, three assists and three rebounds
- Played huge role in second-half comeback at #25/21 Texas A&M (Jan. 16), providing great pressure on the point guard defensively and draining 3 at the end of the shot clock to cap a 16-2 run that helped cut the 17-point halftime deficit to one with 9:38 to play then hit a long jumper to stave off an Aggies' run three minutes later
- Continued strong play late in non-conference slate with career-high seven points against Savannah State (Dec. 28), including four points and aggressive defense during key 17-5 run late in first half
- Delivered best game of her season against SC State (Dec. 22) with six points, four rebounds and two assists
- Provided great spark defensively in second half against #14/13 North Carolina (Dec. 18), helping key a 14-3 run that brought team within two points after trailing by 12 at the half
- Was solid in 18 minutes against NC Central (Dec. 2), hitting a pair of field goals, pulling down five rebounds and handing out four assists with just one turnover
- Made a statement in her debut with four points, five assists, four rebounds and three steals in 17 minutes against Charleston Southern (Nov. 8)

2013-14 Game-by-Game

Opponent	Date	GS	MIN	FG-A	3FG-A	FTA	Reb	PF	A	TO	B	S	TP
Chas. Sthrn.	11/08	17	2-3	0-0	0-0	2-2-4	0	5	1	1	3	4	
LA Tech	11/10	9	1-2	0-0	0-1	3-1-4	1	3	1	1	0	2	
CofC	11/14	11	0-1	0-0	2-2	0-1-1	1	0	1	0	1	2	
Seton Hall	11/17	5	0-0	0-0	0-0	0-1-1	2	1	0	0	0	0	
at Clemson	11/20												
at San Diego State	11/23	5	0-0	0-0	1-2	1-0-1	0	1	0	0	0	1	1
at USC	11/25												
NC Central	12/02	18	2-3	0-1	0-0	1-4-5	1	4	1	0	1	4	
at Charlotte	12/08	4	0-0	0-0	0-0	0-1-1	1	0	0	0	0	0	
vs. N. Carolina	12/18	11	1-2	0-0	0-0	0-1-1	1	2	1	0	0	2	
Winthrop	12/20	13	0-1	0-0	2-2	0-1-1	3	1	0	0	0	2	
SC State	12/22	18	2-2	0-0	2-2	1-3-4	0	2	1	0	1	6	
Savannah St.	12/28	19	3-5	0-0	1-2	0-0-0	4	1	2	0	1	7	
at Arkansas*	01/02	12	0-1	0-0	1-2	0-1-1	0	1	0	0	1	1	
Vanderbilt*	01/05	14	0-0	0-0	2-2	0-1-1	1	2	1	0	1	2	
Kentucky*	01/09	2	1-1	0-0	0-0	0-0-0	1	0	0	0	0	2	
at Auburn*	01/12	5	0-0	0-0	1-2	0-0-0	2	0	0	0	0	1	
at Texas A&M*	01/16	9	2-2	1-1	0-0	0-2-2	1	0	0	0	1	5	
Alabama*	01/19	*	23	2-5	0-0	0-0	1-2-3	1	3	3	0	4	
at Vanderbilt*	01/26	15	1-3	0-0	0-0	1-0-1	0	0	0	0	0	2	
Ole Miss*	01/30	10	0-2	0-0	1-2	0-1-1	2	0	0	0	0	1	
Missouri*	02/02	2	0-0	0-0	0-0	0-0-0	0	0	0	0	0	0	
at Miss. State*	02/06	3	0-0	0-0	0-0	1-0-1	0	0	1	0	0	0	
Arkansas*	02/09												
at LSU*	02/16												
at Kentucky*	02/20												
Florida*	02/23												
Georgia*	02/27												
at Tennessee*	03/02												

Career Highs – All Games

Pts 7 vs. Savannah St., 12/28/13
FG 3 vs. Savannah St., 12/28/13
FGA.... 5, 2x, last vs. Alabama, 1/19/14
3FG 1 at Texas A&M, 1/16/14
3FGA.... 1, 2x, last at Texas A&M, 1/16/14
FT..... 2, 4x, last vs. Vanderbilt, 1/5/14
FTA..... 2, 9x, last vs. Ole Miss, 1/30/14
Rebs..... 5 vs. NC Central, 12/2/13
Off Rebs..... 3 vs. La Tech, 11/10/13
Def Rebs.... 4 vs. NC Central, 12/2/13
Blks .. 1, 2x, last vs. LA Tech, 11/10/13
Stls..... 3 vs. Chas. Southern, 11/8/13
Assts 5 vs. Chas. Southern, 11/8/13
Min..... 23 vs. Alabama, 1/19/14

Season Highs – All Games

Pts 7 vs. Savannah St., 12/28
FG 3 vs. Savannah St., 12/28
FGA..... 5, 2x, last vs. Alabama, 1/19
3FG 1 at Texas A&M, 1/16
3FGA.... 1, 2x, last at Texas A&M, 1/16
FT..... 2, 4x last vs. Vanderbilt, 1/5
FTA..... 2, 9x, last vs. Ole Miss, 1/30
Rebs..... 5 vs. NC Central, 12/2
Off Rebs..... 3 vs. La Tech, 11/10
Def Rebs..... 4 vs. NC Central, 12/2
Blks 1, 2x, last vs. LA Tech, 11/10
Stls..... 3 vs. Chas. Southern, 11/8
Assts 5 vs. Chas. Southern, 11/8
Min..... 23 vs. Alabama, 1/19

Career Highs – SEC Games

Pts 5 at Texas A&M, 1/16/14
FG 2, 2x, last vs. Alabama, 1/19/14
FGA..... 5 vs. Alabama, 1/19/14
3FG 1 at Texas A&M, 1/16/14
3FGA..... 1 at Texas A&M, 1/16/14
FT..... 2 vs. Vanderbilt, 1/5/14
FTA..... 2, 4x, last vs. Ole Miss, 1/30/14
Rebs..... 3 vs. Alabama, 1/19/14
Off Rebs .. 1, 3x, last at Miss. St., 2/6/14
Def Rebs... 2, 2x, last vs. Ala., 1/19/14
Blks
Stls..... 1, 4x, last vs. Alabama, 1/19/14
Assts 3 vs. Alabama, 1/19/14
Min..... 23 vs. Alabama, 1/19/14

Season Highs – SEC Games

Pts 5 at Texas A&M, 1/16
FG 2, 2x, last vs. Alabama, 1/19
FGA..... 5 vs. Alabama, 1/19
3FG 1 at Texas A&M, 1/16
3FGA..... 1 at Texas A&M, 1/16
FT..... 2 vs. Vanderbilt, 1/5
FTA..... 2, 4x, last vs. Ole Miss, 1/30
Rebs..... 3 vs. Alabama, 1/19
Off Rebs 1, 3x, last at Miss. St., 2/6
Def Rebs.... 2, 2x, last vs. Alabama, 1/19
Blks
Stls..... 1, 4x, last vs. Alabama, 1/19
Assts 3 vs. Alabama, 1/19
Min..... 23 vs. Alabama, 1/19

Career Stats at South Carolina

Year	GP	GS	Min	Avg	FG	FGA	Pct	3FG	FGA	Pct	FT	FTA	Pct	Off	Def	Tot	Avg	PF	FO	A	TO	Blk	Stl	Pts	Avg
2013-14	21	1	225	10.7	17	33	.515	1	2	.500	13	19	.684	11	22	33	1.6	22	0	26	13	2	12	48	2.3



ELEM IBIAM

**6-4
Junior
Center**
Fayetteville, Ga.
Fayette County

#33

Miscellaneous Stats

	Season	Career
Double-Double	0	1
10+ Points	12	19
10+ Rebounds	1	3
5+ Blocks	4	6
Tm-High Pts.	3	5
Tm-High Rebs.	4	11

- Has started all 23 games this season
- Leads the SEC and ranks 19th in the nation with 2.7 blocks per game ... Has 12 games of three or more blocks
- Now holds school record for single-season blocks at 63 and is tied for eighth in career blocks at 110
- Has led the team in scoring three times (Seton Hall, at Charlotte, Alabama)
- Has led the team in rebounding four times (Seton Hall, at Charlotte, SC State, at Vanderbilt)
- Broke the Gamecock single-season record with five of her seven blocks at Mississippi State (Feb. 6) in the first half, making the most by a Gamecock in an SEC game ... two blocks in second half came with Bulldogs within four in final three minutes
- Became just ninth Gamecock all-time to reach 100 career blocks with her five against Ole Miss (Jan. 30)
- Dominated first half at Vanderbilt (Jan. 26) helping team to halftime lead while three other starters sat with two fouls, posting eight points and six rebounds in opening period
- Scored nine points in each half against Alabama (Jan. 19) to lead the team in scoring with 18 points in just 21 minutes
- Pulled down a career-high 12 rebounds at Texas A&M (Jan. 16)
- Tied the Gamecock record for blocks in an SEC game and for fourth in Colonial Life Arena history with six against #9/10 Kentucky (Jan. 9), including four in second half,
- Scored seven straight points during Gamecocks 10-minute run in first half against Vanderbilt (Jan. 5) that turned two-point deficit into 11-point halftime lead
- Was great on the glass in second half against Winthrop (Dec. 20), grabbing seven of her team-high nine in the second period to help hold off rally
- Anchored the paint against #14/13 North Carolina (Dec. 18), shooting 7-of-10 from the field and blocking four shots
- Matched her career high with 19 points at Charlotte (Dec. 8), dominating first half with 10 points and six (of her nine total) rebounds
- Scored seven of her 11 points and grabbed six of her eight rebounds against Louisiana Tech (Nov. 10) in the first 10 minutes of the second half
- Tied for fourth-best perfect shooting night in Colonial Life Arena history, going 7-of-7 from the field against Charleston Southern (Nov. 8)
- Matched her career high and third in Colonial Life Arena history with five blocks against Charleston Southern (Nov. 8)

2013-14 Game-by-Game

Opponent	Date	GS	MIN	FG-A	3FG-A	FTA	Reb	PF	A	TO	B	S	TP
Chas. Sthrn.	11/08	*	20	7-7	0-0	3-5	1-5-6	0	0	1	5	2	17
LA Tech	11/10	*	24	3-6	0-0	5-10	2-6-8	5	1	3	3	1	11
CofC	11/14	*	23	5-8	0-0	2-5	2-4-6	2	0	0	3	1	12
Seton Hall	11/17	*	29	5-10	0-0	8-9	1-7-8	2	0	2	3	0	18
at Clemson	11/20	*	25	5-6	0-0	0-0	3-3-6	2	1	0	1	1	10
at San Diego State	11/23	*	21	2-3	0-0	1-2	1-3-4	3	1	1	1	1	5
at USC	11/25	*	19	2-5	0-0	0-0	2-3-5	5	1	2	2	0	4
NC Central	12/02	*	20	0-1	0-0	2-2	0-3-3	2	0	1	1	0	2
at Charlotte	12/08	*	30	7-14	0-0	5-7	2-7-9	2	0	1	3	1	19
vs. N. Carolina	12/18	*	33	7-10	0-0	0-0	3-2-5	4	1	1	4	2	14
Winthrop	12/20	*	32	6-12	0-0	0-0	2-7-9	2	0	1	3	0	12
SC State	12/22	*	25	4-10	0-0	1-2	5-4-9	1	1	2	1	1	9
Savannah St.	12/28	*	18	1-7	0-0	3-4	3-6-9	3	0	0	1	1	5
at Arkansas*	01/02	*	15	1-4	0-0	2-2	1-3-4	4	0	1	1	0	4
Vanderbilt*	01/05	*	20	3-4	0-0	5-6	2-6-8	4	0	2	2	0	11
Kentucky*	01/09	*	16	4-8	0-0	1-1	0-4-4	4	0	1	6	0	9
at Auburn*	01/12	*	24	2-3	0-0	0-0	1-2-3	2	0	1	1	0	4
at Texas A&M*	01/16	*	34	2-6	0-0	0-2	2-10-12	2	2	3	4	0	4
Alabama*	01/19	*	21	7-11	0-0	4-4	2-5-7	3	1	0	2	0	18
at Vanderbilt*	01/26	*	32	4-8	0-0	2-2	1-8-9	4	0	3	1	0	10
Ole Miss*	01/30	*	18	6-7	0-0	2-2	2-6-8	5	0	2	5	0	14
Missouri*	02/02	*	24	3-4	0-0	4-6	2-4-6	3	0	2	3	0	10
at Miss. State*	02/06	*	23	2-4	0-0	1-1	2-3-5	3	0	1	7	0	5
Arkansas*	02/09												
at LSU*	02/16												
at Kentucky*	02/20												
Florida*	02/23												
Georgia*	02/27												
at Tennessee*	03/02												

Career Highs – All Games

Pts ... 19, 2x, last at Charlotte, 12/8/13
 FG 8 vs. Alabama, 3/7/13
 FGA 14 at Charlotte, 12/8/13
 FG % 1.00 (7-7) vs. CSU, 11/8/13
 FT 8 vs. Seton Hall, 11/17/13
 FTA 10 vs. LA Tech, 11/10/13
 Rebs 12 at Texas A&M, 1/16/14
 Off Rebs 6 vs. Elon, 11/9/12
 Def Rebs ... 10 at Texas A&M, 1/16/14
 Blks 7 at Miss. State, 2/6/14
 Assts ... 3 vs. South Dakota St., 3/23/13
 Min 34 at Texas A&M, 1/16/14

Season Highs – All Games

Pts 19 at Charlotte, 12/8
 FG 7, 4x, last vs Alabama, 1/19
 FGA 14 at Charlotte, 12/8
 FG % 1.00 (7-7) vs. CSU, 11/8
 FT 8 vs. Seton Hall, 11/17
 FTA 10 vs. LA Tech, 11/10
 Rebs 12 at Texas A&M, 1/16
 Off Rebs 5, vs. SC State, 12/22
 Def Rebs 10 at Texas A&M, 1/16
 Blks 7 at Miss. State, 2/6
 Assts 2 at Texas A&M, 1/16
 Min 34 at Texas A&M, 1/16

Career Highs – SEC Games

Pts 18 vs. Alabama, 1/19/14
 FG 7 vs. Alabama, 1/19/14
 FGA 11 vs. Alabama, 1/19/14
 FG %857 (6-7), 2x, last vs. Ole Miss, 1/30/14
 FT 5, 2x, last vs. Vanderbilt, 1/5/14
 FTA 8 vs. Mississippi State, 2/24/13
 Rebs 12 at Texas A&M, 1/16/14
 Off Rebs 4, 2x, last vs. Ky., 1/24/13
 Def Rebs ... 10 at Texas A&M, 1/16/14
 Blks 7 at Miss. State, 2/6/14
 Assts 2 at Texas A&M, 1/16/14
 Min 34 at Texas A&M, 1/16/14

Season Highs – SEC Games

Pts 18 vs. Alabama, 1/19
 FG 7 vs. Alabama, 1/19
 FGA 11 vs. Alabama, 1/19
 FG %857 (6-7), vs. Ole Miss, 1/30
 FT 5 vs. Vanderbilt, 1/5
 FTA 6, 2x, last vs. Missouri, 2/2
 Rebs 12 at Texas A&M, 1/16
 Off Rebs 2, 6x, last at Miss. State, 2/6
 Def Rebs 10 at Texas A&M, 1/16
 Blks 7 at Miss. State, 2/6
 Assts 2 at Texas A&M, 1/16
 Min 34 at Texas A&M, 1/16

Career Stats at South Carolina

Year	GP	GS	Min	Avg	FG	FGA	Pct	3FG	FGA	Pct	FT	FIA	Pct	Off	Def	Tot	Avg	PF	FO	A	TO	Blk	Stl	Pts	Avg
2011-12	25	0	197	7.9	26	59	.441	0	1	.000	22	35	.629	34	40	74	3.0	33	0	4	16	17	2	74	3.0
2012-13	30	0	472	15.7	64	131	.489	0	0	—	32	64	.500	52	83	135	4.5	48	1	8	20	30	11	160	5.3
2013-14	23	23	546	23.7	88	158	.557	0	0	—	51	72	.708	42	111	153	6.7	67	3	9	31	63	11	227	9.9
Career Totals	78	23	1215	15.6	178	348	.511	0	1	.000	105	171	.614	128	234	362	4.6	148	4	21	67	110	24	461	5.9



TIFFANY MITCHELL

5-9
Sophomore
Guard
Charlotte, N.C.
Providence Day

#25

Miscellaneous Stats

	Season	Career
Double-Double	1	3
20+ Points	2	3
10+ Points	20	34
10+ Rebounds	1	6
5+ Assists	5	5
5+ Steals	4	5
Tm-High Pts.	9	16
Tm-High Rebs.	1	7
Tm-High Assts.	10	12

- Ranks 11th in the SEC in scoring, 3rd in steals (2.4), 14th in assists (3.5) ... in conference games is 10th in league in scoring (15.2 ppg)
- Has led the team in scoring nine times (at USC, NC Central, Winthrop, Savannah St., at Ark., Ky., at Auburn, at Vanderbilt, Missouri)
- Has led the team in assists 10 times (at Clemson, at San Diego St., at USC, at Charlotte, Winthrop, SC State, at Texas A&M, Alabama, at Vanderbilt, Ole Miss)
- Matched career high with eight assists against Ole Miss (Jan. 30)
- Scored four straight points, including layup off her fourth steal of the game, with under minute to play to key win at #16/19 Vanderbilt (Jan. 26)
- Dished out eight assists against Alabama (Jan. 19), seven of which came in the first half as Gamecocks established significant halftime lead
- Scored five points in final 20 seconds at #25/21 Texas A&M (Jan. 16) to send game to overtime, during which she added four points in bid for victory
- Swiped career-high six steals at Auburn (Jan. 12) and scored six of her 18 points during an 8-0 run after Tigers cut lead to three with five minutes to play
- Sank 4-of-4 free throws in final two minutes to ice win over Vanderbilt (Jan. 5), finishing with 19 points
- Grabbed two defensive rebounds and hit 4-of-4 free throws in final 30 seconds to secure win at Arkansas (Jan. 2) en route to first double-double of the season
- Netted 12 of her 18 points against Savannah State (Dec. 28) at free throw line, scoring seven points during key 17-5 run late in first half
- Key element in holding off second-half charge from Winthrop (Dec. 20), scoring 12 points in second half en route to her total of 20, which included a career-high four 3s
- Scored 16 of her 18 points against #14/13 North Carolina (Dec. 18) in second half, highlighted by four during a 14-3 run that included a layup after stealing an inbounds pass under the basket to bring team within two after trailing by 12 at half, and team's lone 3-pointer to pull within four with 4:23 to play
- Recorded 11 of her 15 points at Charlotte (Dec. 8) in the first half to keep Gamecocks just ahead of upset-minded 49ers
- Scored 12 of her 17 points at San Diego State in the second half, while handing out six of her career-high nine assists in the final 20 minutes as well

2013-14 Game-by-Game

Opponent	Date	GS	MIN	FG-A	3FG-A	FTA	Reb	PF	A	TO	B	S	TP
Chas. Sthrn.	11/08	*	21	6-10	0-0	0-0	1-0-1	0	1	0	0	5	12
LA Tech	11/10	*	27	4-9	1-4	1-3	0-4-4	1	3	2	0	1	10
CofC	11/14	*	26	3-7	2-3	3-7	3-5-8	1	1	2	0	0	11
Seton Hall	11/17	*	36	5-10	2-3	3-6	1-2-3	2	4	1	0	1	15
at Clemson	11/20	*	28	6-10	2-4	0-0	2-4-6	0	5	4	0	2	14
at San Diego State	11/23	*	26	6-10	1-2	4-5	1-2-3	2	9	1	0	3	17
at USC	11/25	*	34	6-9	0-1	10-13	3-3-6	3	4	6	0	5	22
NC Central	12/02	*	14	7-9	2-3	3-4	1-2-3	1	1	1	0	3	19
at Charlotte	12/08	*	36	4-9	0-2	7-7	1-2-3	0	4	3	0	3	15
vs. N. Carolina	12/18	*	34	4-13	1-2	9-10	2-3-5	3	1	3	0	2	18
Winthrop	12/20	*	34	7-9	4-5	2-5	0-1-1	3	7	6	0	1	20
SC State	12/22	*	31	2-8	1-3	0-0	4-5-9	0	4	1	0	1	5
Savannah St.	12/28	*	27	3-5	0-1	12-16	0-7-7	0	4	3	0	5	18
at Arkansas*	01/02	*	35	5-10	0-0	6-8	3-8-11	4	1	3	0	1	16
Vanderbilt*	01/05	*	36	6-9	2-2	5-6	0-4-4	4	4	1	1	3	19
Kentucky*	01/09	*	39	5-11	0-1	7-8	0-7-7	2	3	2	2	2	17
at Auburn*	01/12	*	35	6-13	1-2	5-5	0-2-2	3	1	7	0	6	18
at Texas A&M*	01/16	*	38	8-11	2-2	1-2	1-7-8	4	1	4	0	0	19
Alabama*	01/19	*	30	2-8	1-2	2-2	0-6-6	0	8	1	2	1	7
at Vanderbilt*	01/26	*	36	7-12	0-0	0-0	1-6-7	4	3	3	1	4	14
Ole Miss*	01/30	*	30	4-9	1-2	6-6	0-3-3	1	8	0	1	2	15
Missouri*	02/02	*	37	5-10	2-2	8-11	3-6-0	2	3	5	0	4	20
at Miss. State*	02/06	*	19	1-3	1-1	4-4	1-1-2	2	0	5	0	0	7
Arkansas*	02/09												
at LSU*	02/16												
at Kentucky*	02/20												
Florida*	02/23												
Georgia*	02/27												
at Tennessee*	03/02												

Career Highs – All Games

Pts 22 at USC, 11/25/13
FG 8, 2x, last at Texas A&M, 1/16/14
FGA..... 17 vs. Tennessee, 1/3/13
3FG 4 vs. Winthrop, 12/20/13
3FGA 5 vs. Winthrop, 12/20/13
FT..... 12 vs. Savannah St., 12/28/13
FTA..... 16 vs. Savannah St., 12/28/13
FT % ... 1.00 (7-7), at Charlotte, 12/8/13
Rebs..... 11, 5x, last at Arkansas, 1/2/14
Off Rebs 6 at Florida, 1/20/13
Def Rebs 8, 3x, last at Arkansas, 1/2/14
Stls..... 6 at Auburn, 1/12/14
Assts 9 at San Diego State, 11/23/13
Min..... 39 vs. Kentucky, 1/9/14

Career – SEC Games

Pts 20 vs. Missouri, 2/2/14
FG 8 at Texas A&M, 1/16/14
FGA..... 17 vs. Tennessee, 1/3/13
3FG 2, 4x, last at Missouri, 2/2/14
3FGA..... 3, 4x, last at TAMU, 1/16/14
FT..... 8 vs. Missouri, 2/2/14
FTA..... 11 vs. Missouri, 2/2/14
FT % ... 1.00 (6-6), vs. Ole Miss, 1/30/14
Rebs..... 11, 2x, last at Arkansas, 1/2/14
Off Rebs 6 at Florida, 1/20/13
Def Rebs 8 at Arkansas, 1/2/14
Stls..... 6 at Auburn, 1/12/14
Assts .. 8, 2x, last vs. Ole Miss, 1/30/14
Min..... 39 vs. Kentucky, 1/9/14

Season Highs – All Games

Pts 22 at USC, 11/25/13
FG 8 at Texas A&M, 1/16/14
FGA..... 13, 2x, last at Auburn, 1/12/13
3FG 4 vs. Winthrop, 12/20/13
3FGA 5 vs. Winthrop, 12/20/13
FT..... 12 vs. Savannah St., 12/28/13
FTA..... 16 vs. Savannah St., 12/28/13
FT %..... 1.00 (7-7), at Charlotte, 12/8/13
Rebs..... 11 at Arkansas, 1/2/14
Off Rebs 4 vs. SC State, 12/22/13
Def Rebs 8 at Arkansas, 1/2/14
Stls..... 6 at Auburn, 1/12/14
Assts 9 at San Diego State, 11/23/13
Min..... 39 vs. Kentucky, 1/9/14

Season Highs – SEC Games

Pts 20 vs. Missouri, 2/2/14
FG 8 at Texas A&M, 1/16/14
FGA..... 13 at Auburn, 1/12/13
3FG 2, 3x, last vs. Missouri, 2/2/14
3FGA..... 2, 6x, last vs. Missouri, 2/2/14
FT..... 8 vs. Missouri, 2/2/14
FTA..... 11 vs. Missouri, 2/2/14
FT % ... 1.00 (6-6), vs. Ole Miss, 1/30/14
Rebs..... 11 at Arkansas, 1/2/14
Off Rebs 3, 2x, last vs. Missouri, 2/2/14
Def Rebs 8 at Arkansas, 1/2/14
Stls..... 6 at Auburn, 1/12/14
Assts 8, 2x, last vs. Ole Miss, 1/30/14
Min..... 39 vs. Kentucky, 1/9/14

Career Stats at South Carolina

Year	GP	GS	Min	Avg	FG	FGA	Pct	3FG	FGA	Pct	FT	FTA	Pct	Off	Def	Tot	Avg	PF	FO	A	TO	Blk	Stl	Pts	Avg
2012-13	33	30	927	28.1	107	282	.379	22	60	.367	68	111	.613	60	109	169	5.1	64	1	43	82	4	44	304	9.2
2013-14	23	23	709	30.8	112	214	.523	26	47	.553	98	128	.766	28	90	118	5.1	42	0	80	64	7	55	348	15.1
Career Totals	56	53	1636	29.2	219	496	.442	48	107	.449	166	239	.695	88	199	287	5.1	106	1	123	146	11	99	652	11.6



WILKA MONTOUT

6-3
Senior
Forward
Cayenne, French Guiana, France
Northeastern Oklahoma A&M

#12

Miscellaneous Stats

	Season	Career
Double-Double	0	0
10+ Points	0	2
10+ Rebounds	0	0
5+ Blocks	0	0
Tm-High Pts.	0	0
Tm-High Rebs.	0	0

- Has played in 20 games
- Grabbed offensive rebound and hit baseline jumper to keep Gamecocks in front late in first half at Vanderbilt (Jan. 26) despite three starters on bench with foul trouble
- Posted her career SEC high with six points in just nine minutes against Alabama (Jan. 19)
- Saw a season-high 23 minutes against NC Central (Dec. 2)
- Snagged a career-high eight rebounds against College of Charleston (Nov. 14)
- Opened season with seven points on 2-of-4 shooting, including a 3, and blocked two shots against Charleston Southern (Nov. 8)

2013-14 Game-by-Game

Opponent	Date	GS	MIN	FG-A	3FG-A	FTA	Reb	PF	A	TO	B	S	TP
Chas. Sthrn.	11/08	21	2-4	1-1	2-5	1-3-4	3	1	2	1	2	1	7
LA Tech	11/10	11	0-0	0-0	0-0	3-0-3	0	0	0	0	0	0	0
CofC	11/14	16	1-6	0-2	0-4	5-3-8	2	0	2	1	0	2	2
Seton Hall	11/17	7	0-0	0-0	0-0	0-0-0	1	1	1	0	0	0	0
at Clemson	11/20	13	0-6	0-0	1-2	2-2-4	0	0	1	0	0	1	1
at San Diego State	11/23	17	1-2	0-1	0-0	0-2-2	3	0	1	0	0	2	2
at USC	11/25	9	0-0	0-0	0-0	0-2-2	0	1	0	0	0	0	0
NC Central	12/02	23	2-6	1-3	0-0	1-0-1	2	1	1	0	0	5	5
at Charlotte	12/08	8	1-2	1-1	0-0	2-0-2	1	0	0	0	0	3	3
vs. N. Carolina	12/18	2	0-1	0-1	0-0	0-1-1	0	0	0	0	0	0	0
Winthrop	12/20	6	1-2	0-1	0-0	2-1-3	0	0	0	0	0	0	0
SC State	12/22	10	1-5	0-0	0-2	3-2-5	0	0	1	1	0	2	2
Savannah St.	12/28	17	0-0	0-0	0-2	0-0-0	2	0	0	0	0	0	0
at Arkansas*	01/02	— DNP (Coach's Decision) —											
Vanderbilt*	01/05	— DNP (Coach's Decision) —											
Kentucky*	01/09	— DNP (Coach's Decision) —											
at Auburn*	01/12	4	0-0	0-0	0-0	0-1-1	1	1	0	0	0	0	0
at Texas A&M*	01/16	4	0-0	0-0	1-2	1-0-1	2	0	1	0	0	1	1
Alabama*	01/19	9	2-2	2-2	0-0	0-1-1	3	0	1	0	0	6	6
at Vanderbilt*	01/26	4	1-1	0-0	2-2	1-0-1	0	0	0	0	0	4	4
Ole Miss*	01/30	13	2-2	0-0	0-0	2-0-2	2	0	0	0	0	4	4
Missouri*	02/02	5	0-1	0-1	0-0	0-0-0	0	0	0	0	0	0	0
at Miss. State*	02/06	4	0-1	0-1	0-0	0-0-0	0	0	0	0	0	0	0
Arkansas*	02/09												
at LSU*	02/16												
at Kentucky*	02/20												
Florida*	02/23												
Georgia*	02/27												
at Tennessee*	03/02												

Career Highs – All Games

Pts 12 vs. Louisiana Tech, 11/12/12
FG 4, 3x, last vs. Furman, 12/9/12
FGA... 13 vs. Savannah State, 11/15/12
FG %..... 1.00 (2-2), 2x, last vs. Ole Miss, 1/30/14
3FG..... 2 vs. Alabama, 1/19/14
3FGA... 3, 4x, last vs. NCCU, 12/2/13
3FG %... 1.00 (2-2) vs. Alabama, 1/19/14
FT..... 3 at LA Tech, 11/12/12
FTA..... 5 vs. Chas. Southern, 11/8/13
FT %.... 1.00 (2-2), 5x, last at Vanderbilt, 1/26/14

Rebs.. 8 vs. C. of Charleston, 11/14/13
Off Rebs .. 5, 2x, last vs. CofC, 11/14/13
Def Rebs.. 3, 3x, last vs. CofC, 11/14/13
Blks... 2, 2x, last vs. Chas. Sthrn., 11/8/13
Stls.... 1, 4x, last vs. Chas. Sthrn., 11/8/13
Assts..... 2, 2x, last vs. Vanderbilt, 1/10/13
Min..... 24 vs. Savannah State, 11/15/12

Career – SEC Games

Pts 6 vs. Alabama, 1/19/14
FG 2, 3x, last vs. Ole Miss, 1/30/14
FGA..... 3, 4x, last at Missouri, 2/28/13
FG % 1.00 (2-2), 2x, last vs. Ole Miss, 1/30/14
3FG 1, 2x, last vs. Auburn, 2/3/13
3FGA..... 3, 2x, last at Alabama, 2/7/13
3FG %... 1.00 (2-2) vs. Alabama, 1/19/14
FT..... 2, 2x, last at Vanderbilt, 1/26/14
FTA 2, 3x, last at Vanderbilt, 1/26/14
FT % .. 1.00 (2-2), 2x, last at Vandy, 1/26/14
Rebs..... 4 at Mississippi State, 1/6/13
Off Rebs .. 2, 2x, last vs. Ole Miss, 1/30/14
Def Rebs... 3 at Mississippi St., 1/6/13
Blks 1, 2x, last at Missouri, 2/28/13
Stls.....
Assts 2 vs. Vanderbilt, 1/10/13
Min..... 15 at Mississippi State, 1/6/13

Season Highs – All Games

Pts 7 vs. Charleston Southern, 11/8
FG 2, 4x, last vs. Ole Miss, 1/30
FGA.... 6, 3x, last vs. NC Central, 12/2
FG %..... 1.00 (2-2), 2x, last vs. Ole Miss, 1/30
3FG 2 vs. Alabama, 1/19
3FGA..... 3 vs. NC Central, 12/2
3FG %... 1.00 (2-2) vs. Alabama, 1/19
FT..... 2, 2x, last at Vanderbilt, 1/26
FTA..... 5 vs. Chas. Southern, 11/8
FT %..... 1.00 (2-2), at Vanderbilt, 1/26
Rebs..... 8 vs. C. of Charleston, 11/14
Off Rebs 5 vs. CofC, 11/14
Def Rebs..... 3, 2x, last vs. CofC, 11/14
Blks ... 2 vs. Charleston Southern, 11/8
Stls..... 1 vs. Charleston Southern, 11/8
Assts 1, 5x, last at Auburn, 1/12
Min..... 23 vs. NC Central, 12/2

Season Highs – SEC Games

Pts 6 vs. Alabama, 1/19
FG 2, 2x, last vs. Ole Miss, 1/30
FGA..... 2, 2, last vs. Ole Miss, 1/30
FG % 1.00 (2-2), 2x, last vs. Ole Miss, 1/30
3FG 2 vs. Alabama, 1/19
3FGA..... 2 vs. Alabama, 1/19
3FG %.... 1.00 (2-2) vs. Alabama, 1/19
FT..... 2 at Vanderbilt, 1/26/14
FTA..... 2, 2x, last at Vanderbilt, 1/26
FT % 1.00 (2-2), at Vanderbilt, 1/26
Rebs..... 2 vs. Ole Miss, 1/30
Off Rebs 2 vs. Ole Miss, 1/30
Def Rebs.. 1, 2x, last vs. Alabama, 1/19
Blks
Stls.....
Assts 1 at Auburn, 1/12
Min..... 13 vs. Ole Miss, 1/30

Career Stats at South Carolina

Year	GP	GS	Min	Avg	FG	FGA	Pct	3FG	FGA	Pct	FT	FTA	Pct	Off	Def	Tot	Avg	PF	FO	A	TO	Blk	Stl	Pts	Avg
2012-13	29	0	293	10.1	26	94	.277	6	32	.188	13	19	.684	27	16	43	1.5	26	0	8	16	7	3	71	2.4
2013-14	20	0	212	10.6	14	41	.341	5	14	.357	6	19	.316	23	18	41	2.1	22	0	5	10	4	1	39	2.0
Career Totals	48	0	505	10.3	40	135	.296	11	46	.239	19	38	.500	50	34	84	1.7	48	0	13	26	11	4	110	2.2



LeANNA MORRISON

#21

5-5
R-Sophomore
Guard
Monck's Corner, S.C.
Charlotte

Miscellaneous Stats

	Season	Career
Double-Double	0	0
10+ Points	0	0
10+ Rebounds	0	0
5+ Assists	0	0
Tm-High Pts.	0	0
Tm-High Assts.	0	0

- Has played in 14 games
- Got a season-high 12 minutes against NC Central (Dec. 2), hitting her first career field goal – a 3-pointer in the second half
- Scored her first career points in her fourth game in the Garnet and Black, adding a pair of free throws against Seton Hall (Nov. 17)

2013-14 Game-by-Game

Opponent	Date	GS	MIN	FG-A	3FG-A	FTA	Reb	PF	A	TO	B	S	TP
Chas. Sthrn.	11/08	7	0-0	0-0	0-0	0-1-1	1	1	1	0	0	0	0
LA Tech	11/10	1	0-1	0-1	0-0	0-0-0	0	0	0	0	0	0	0
CofC	11/14	6	0-3	0-2	0-0	1-0-1	1	1	0	0	0	0	0
Seton Hall	11/17	2	0-0	0-0	2-2	0-0-0	0	0	0	0	0	1	2
at Clemson	11/20	2	0-0	0-0	0-0	0-0-0	0	0	0	0	0	0	0
at San Diego State	11/23	4	0-1	0-1	0-0	1-0-1	0	1	0	0	0	0	0
at USC	11/25	1	0-0	0-0	0-0	0-0-0	0	0	0	0	0	0	0
NC Central	12/02	12	1-3	1-2	0-0	2-0-2	0	0	0	0	0	0	3
at Charlotte	12/08	1	0-0	0-0	2-4	0-0-0	0	0	0	0	0	0	2
vs. N. Carolina	12/18	— DNP (Coach's Decision) —											
Winthrop	12/20	— DNP (Coach's Decision) —											
SC State	12/22	5	0-1	0-1	0-0	0-1-1	0	0	0	0	0	0	0
Savannah St.	12/28	8	0-0	0-0	1-2	0-2-2	2	0	1	0	0	0	1
at Arkansas*	01/02	— DNP (Coach's Decision) —											
Vanderbilt*	01/05	— DNP (Coach's Decision) —											
Kentucky*	01/09	— DNP (Coach's Decision) —											
at Auburn*	01/12	— DNP (Coach's Decision) —											
at Texas A&M*	01/16	— DNP (Coach's Decision) —											
Alabama*	01/19	2	0-0	0-0	0-0	0-0-0	0	0	0	0	0	0	0
at Vanderbilt*	01/26	— DNP (Coach's Decision) —											
Ole Miss*	01/30	3	0-1	0-1	1-2	0-0-0	3	0	0	0	0	0	1
Missouri*	02/02	1	0-0	0-0	0-0	0-0-0	0	0	0	0	0	0	0
at Miss. State*	02/06	— DNP (Coach's Decision) —											
Arkansas*	02/09	— DNP (Coach's Decision) —											
at LSU*	02/16	— DNP (Coach's Decision) —											
at Kentucky*	02/20	— DNP (Coach's Decision) —											
Florida*	02/23	— DNP (Coach's Decision) —											
Georgia*	02/27	— DNP (Coach's Decision) —											
at Tennessee*	03/02	— DNP (Coach's Decision) —											

Career Highs – All Games

Pts 3 vs. NC Central, 12/2/13
FG 1 vs. NC Central, 12/2/13
FGA..... 3, 2x, last vs. NCCU, 12/2/13
FG%333 (1-3) vs. NCCU, 12/2/13
3FG 1 vs. NC Central, 12/2/13
3FGA... 2, 2x, last vs. NCCU, 12/2/13
3FG%..... .500 (1-2) vs. NCCU, 12/2/13
FT..... 2, 2x, last at Charlotte, 12/8/13
FTA..... 4 at Charlotte, 12/8/13
FT%...1.00 (2-2) vs. Seton Hall, 11/17/13
Rebs.....2, 2x, last vs. Sav. St., 12/28/13
Off Rebs.... 2 vs. NC Central, 12/2/13
Def Rebs..... 2 vs. Savannah St., 12/28/13
Stls..... 1 vs. Seton Hall, 11/17/13
Assts.... 1, 3x, last at San Diego St., 11/23/13
Min..... 12 vs. NC Central, 12/2/13

Season Highs – All Games

Pts3 vs. NC Central, 12/2/13
FG 1 vs. NC Central, 12/2/13
FGA.... 3, 2x, last vs. NC Central, 12/2/13
FG%333 (1-3) vs. NCCU, 12/2/13
3FG 1 vs. NC Central, 12/2/13
3FGA.. 2, 2x, last vs. NC Central, 12/2/13
3FG%... .500 (1-2) vs. NC Central, 12/2/13
FT..... 2, 2x, last at Charlotte, 12/8/13
FTA..... 4 at Charlotte, 12/8/13
FT%.....1.00 (2-2) vs. Seton Hall, 11/17/13
Rebs..... 2, 2x, last vs. Sav. St., 12/28/13
Off Rebs 2 vs. NC Central, 12/2/13
Def Rebs..... 2 vs. Savannah St., 12/28/13
Stls..... 1 vs. Seton Hall, 11/17/13
Assts..... 1, 3x, last at San Diego St., 11/23/13
Min..... 12 vs. NC Central, 12/2/13

Career – SEC Games

Pts 1 vs. Ole Miss, 1/30/14
FG
FGA..... 1 vs. Ole Miss, 1/30/14
FG %
3FG
3FGA..... 1 vs. Ole Miss, 1/30/14
3FG %
FT..... 1 vs. Ole Miss, 1/30/14
FTA..... 2 vs. Ole Miss, 1/30/14
FT %500 (1-2), vs. Ole Miss, 1/30/14
Rebs
Off Rebs
Def Rebs.....
Stls
Assts
Min..... 3 vs. Ole Miss, 1/30/14

Season Highs – SEC Games

Pts 1 vs. Ole Miss, 1/30/14
FG
FGA..... 1 vs. Ole Miss, 1/30/14
FG %
3FG
3FGA..... 1 vs. Ole Miss, 1/30/14
3FG %
FT..... 1 vs. Ole Miss, 1/30/14
FTA..... 2 vs. Ole Miss, 1/30/14
FT %500 (1-2), vs. Ole Miss 1/30/14
Rebs
Off Rebs
Def Rebs.....
Stls
Assts
Min..... 3 vs. Ole Miss, 1/30/14

Career Stats at South Carolina

Year	GP	GS	Min	Avg	FG	FGA	Pct	3FG	FGA	Pct	FT	FTA	Pct	Off	Def	Tot	Avg	PF	FO	A	TO	Blk	Stl	Pts	Avg
2013-14	14	0	55	3.9	1	10	.100	1	8	.125	6	10	.600	4	4	8	0.5	7	0	3	2	0	1	9	0.6



TINA ROY

5-11
R-Sophomore
Guard
Kaplan, La.
Kaplan

#23

Miscellaneous Stats

	Season	Career
Double-Double	0	0
10+ Points	2	7
5+ Assists	2	2
5+ Steals	0	0
Tm-High Pts.	0	2
Tm-High Assts.	2	3

- Has played in 23 games with one start (at Charlotte)
- Played fantastic all-around game to help Gamecocks to win at Mississippi State (Feb. 6) with career-high eight rebounds including one on defensive end after three Bulldog offensive boards with under four minutes left, then hit a 3 at end of the shot clock to turn tenuous four-point lead into manageable seven-point edge
- Tied her career SEC high with three assists against Alabama (Jan. 19)
- Hit a 3 from the left side to tie game at Auburn (Jan. 12) late in the first half after Gamecocks had trailed by 12 midway through period
- Posted best game of season against #9/10 Kentucky, scoring 11 points – all in her 12 minutes on the court in the first half – including nine during a 21-8 run that turned a one-point deficit at the 10-minute mark into a 10-point halftime lead
- Played a strong all-around game against Vanderbilt (Jan. 5), logging a career-high 31 minutes, including key moments in the second half to handle the Commodores pressure
- Drew her first career start at Charlotte (Dec. 8)
- Made solid contributions against NC Central (Dec. 2) with five assists and a career-high six rebounds
- Found her shooting stroke in two games on the West Coast, including 11 points at USC (Nov. 25) on 3-of-5 accuracy and a pair of 3s at San Diego State (Nov. 23)
- Opened the season with a career-high seven assists against Charleston Southern (Nov. 9)

2013-14 Game-by-Game

Opponent	Date	GS	MIN	FG-A	3FG-A	FTA	Reb	PF	A	TO	B	S	TP
Chas. Sthrn.	11/08	22	2-6	1-4	0-0	0-3-3	0	7	0	0	0	0	5
LA Tech	11/10	19	1-9	0-4	0-0	0-1-1	1	2	0	0	1	2	
CofC	11/14	16	2-10	2-9	0-0	0-0-0	0	2	0	0	0	6	
Seton Hall	11/17	12	1-1	1-1	2-2	0-2-2	0	1	1	0	0	5	
at Clemson	11/20	15	1-4	0-3	1-1	2-1-3	1	0	2	0	0	3	
at San Diego State	11/23	19	2-6	2-4	0-0	0-1-1	0	2	1	1	0	6	
at USC	11/25	24	3-5	1-2	4-4	0-3-3	1	0	0	1	0	11	
NC Central	12/02	25	1-7	0-4	0-0	1-5-6	0	5	0	0	0	2	
at Charlotte	12/08	15	0-0	0-0	1-2	1-1-2	2	1	2	1	1	1	
vs. N. Carolina	12/18	20	1-5	0-3	0-1	2-2-4	1	0	0	0	0	2	
Winthrop	12/20	8	0-1	0-1	0-0	0-0-0	0	0	0	0	0	0	
SC State	12/22	20	3-6	1-2	0-0	0-1-1	0	2	0	0	0	1	7
Savannah St.	12/28	19	1-5	0-1	0-0	0-2-2	1	2	1	0	1	2	
at Arkansas*	01/02	6	0-2	0-1	0-0	0-2-2	1	0	0	1	0	0	
Vanderbilt*	01/05	31	1-4	1-2	0-0	0-3-3	0	3	0	1	0	3	
Kentucky*	01/09	24	5-10	1-3	0-3	0-2-2	0	3	1	0	0	11	
at Auburn*	01/12	14	2-4	1-3	2-2	0-1-1	0	1	1	0	1	7	
at Texas A&M*	01/16	10	0-4	0-2	1-2	0-1-1	0	0	0	0	0	1	
Alabama*	01/19	20	3-9	0-3	0-0	0-2-2	0	3	0	1	0	6	
at Vanderbilt*	01/26	10	0-1	0-1	0-0	0-1-1	1	1	2	0	0	0	
Ole Miss*	01/30	15	1-2	1-2	0-0	0-1-1	0	2	2	0	0	3	
Missouri*	02/02	10	0-3	0-1	0-0	1-0-1	1	0	1	0	0	0	
at Miss. State*	02/06	26	2-4	1-3	0-0	1-7-8	2	4	0	2	0	5	
Arkansas*	02/09												
at LSU*	02/16												
at Kentucky*	02/20												
Florida*	02/23												
Georgia*	02/27												
at Tennessee*	03/02												

Career Highs – All Games

Pts 15 vs. Presbyterian, 11/27/11
FG 5, 3x, last, vs. Kentucky, 1/9/13
FGA..... 12 vs. Georgia, 3/2/12
3FG 5 vs. Presbyterian, 11/27/11
3FGA.... 9, 2x, last vs. CofC, 11/14/13
FT..... 3 vs. C. of Charleston, 11/23/11
FTA..... 4, 3x, last at USC, 11/25/13
Rebs..... 8 at Miss. State, 2/6/14
Off Rebs 3 at LSU, 1/12/12
Def Rebs..... 7 at Miss. State, 2/6
Stls..... 2 vs. Presbyterian, 11/27/11
Assts 7 vs. Chas. Southern, 11/8/13
Minutes..... 31 vs. Vanderbilt, 1/5/14

Career – SEC Games

Pts 11, 2x, last vs. Kentucky, 1/9/14
FG 5 vs. Kentucky, 1/9/14
FGA..... 10, vs. Kentucky, 1/9/14
3FG 3 vs. Florida, 2/12/12
3FGA..... 7 at LSU, 1/12/12
FT..... 2, 3x, at Auburn, 1/12/14
FTA.... 3, 3x, last vs. Kentucky, 1/9/14
Rebs..... 8 at Miss. State, 2/6/14
Off Rebs 3 at LSU, 1/12/12
Def Rebs 7 at Miss. State, 2/6/14
Stls..... 1, 5x, last at Auburn, 1/12/14
Assts 4 at Miss. State, 2/6/14
Min..... 31 vs. Vanderbilt, 1/5/14

Season Highs – All Games

Pts 11, 2x, last vs. Kentucky, 1/9
FG 5 vs. Kentucky, 1/9
FGA..... 10, 2x, last vs. Kentucky, 1/9
3FG.... 2, 2x, last at San Diego St., 11/23
3FGA..... 9, 2x, last vs. CofC, 11/14
FT..... 4 at USC, 11/25
FTA..... 4, 2x, last at USC, 11/25
Rebs..... 8 at Miss. State, 2/6
Off Rebs 2 at Clemson, 11/20
Def Rebs..... 7 at Miss. State, 2/6
Stls..... 1, 5x, last at Auburn, 1/12
Assts 7 vs. Chas. Southern, 11/8
Minutes..... 31 vs. Vanderbilt, 1/5

Season Highs – SEC Games

Pts 11 vs. Kentucky, 1/9
FG 5 vs. Kentucky, 1/9
FGA..... 10 vs. Kentucky, 1/9
3FG 1, 5x, last at Miss. St., 2/6
3FGA..... 4 vs. Texas A&M, 1/16
FT..... 2 at Auburn, 1/12
FTA..... 3 vs. Kentucky, 1/9
Rebs..... 8 at Miss. State, 2/6
Off Rebs 1, 2x, last at Miss. St., 2/6
Def Rebs..... 7 at Miss. State, 2/6
Stls..... 1 at Auburn, 1/12
Assts 4 at Miss. State, 2/6
Min..... 31 vs. Vanderbilt, 1/5

Career Stats at South Carolina

Year	GP	GS	Min	Avg	FG	FGA	Pct	3FG	FGA	Pct	FT	FIA	Pct	Off	Def	Tot	Avg	PF	FO	A	TO	Blk	Stl	Pts	Avg	
2011-12	34	0	383	11.3	53	181	.293	32	127	.252	10	22	.455	20	29	49	1.4	20	0	10	15	1	9	148	4.4	
2012-13	— Did Not Play —																									
2013-14	23	1	400	17.4	32	108	.296	13	59	.220	11	17	.647	8	42	50	2.2	12	0	41	14	8	5	88	3.8	
Career Totals	57	1	783	13.7	85	289	.294	45	186	.242	21	39	.538	28	71	99	1.7	32	0	51	29	9	14	236	4.1	



KHADIJAH SESSIONS

5-8
Sophomore
Guard
Myrtle Beach, S.C.
Myrtle Beach

#5

Miscellaneous Stats

	Season	Career
Double-Double	0	0
10+ Points	7	13
5+ Assists	5	5
5+ Steals	0	0
Tm-High Pts.	0	3
Tm-High Assts.	7	10

- Has played in 18 games, starting the first 10 games before missing five with an ankle injury ... Has started the last four games
- Has led team in assists eight times (LA Tech, CofC, Seton Hall, NC Central, at Auburn, at Texas A&M, Missouri)
- Scored in double figures for third-straight game at Mississippi State (Feb. 6), including pair of free throws in final minute to seal win
- Hit a pair of free throws on a 1-and-1 opportunity to seal win at #16/19 Vanderbilt (Jan. 26)
- Picked up steal after forcing a jump ball with Gamecocks down by three with 15 seconds left at #25/21 Texas A&M (Jan. 16) to set up Tiffany Mitchell's game-tying 3 with six seconds to play
- Logged 28 minutes at Auburn (Jan. 12), the most since returning from injury, hitting a clutch 3 after Tigers had tied game for fourth time with seven minutes to play then iced win with a pair of free throws in final minute
- Returned to the court against #9/10 Kentucky (Jan. 9) for first time since an ankle injury suffered against #14/13 North Carolina (Dec. 18), hitting 3 on her first touch to get the Gamecock offense on track
- Dished out a career-high six assists against NC Central (Dec. 2) in just 20 minutes of action
- Posted her first career five-assist game against LA Tech (Nov. 10)

2013-14 Game-by-Game

Opponent	Date	GS	MIN	FG-A	3FG-A	FTA	Reb	PF	A	TO	B	S	TP
Chas. Sthrn.	11/08	*	17	3-6	1-1	3-5	0-2-2	0	3	0	0	2	10
LA Tech	11/10	*	27	3-8	1-4	0-0	1-0-1	1	5	2	0	2	7
CofC	11/14	*	17	0-4	0-2	2-2	0-1-1	2	4	1	0	0	2
Seton Hall	11/17	*	30	6-9	1-4	4-6	0-3-3	2	5	1	0	0	17
at Clemson	11/20	*	32	3-7	2-4	2-3	2-1-3	1	3	1	0	0	10
at San Diego State	11/23	*	30	4-9	2-5	2-3	0-0-0	1	5	1	0	4	12
at USC	11/25	*	37	2-7	1-2	2-4	0-1-1	2	3	4	0	2	7
NC Central	12/02	*	20	2-4	0-1	3-4	0-0-0	1	6	1	0	2	7
at Charlotte	12/08	*	29	2-8	0-2	2-2	1-1-2	3	3	1	0	0	6
vs. N. Carolina	12/18	*	27	1-8	0-3	2-4	0-2-2	1	1	2	0	2	4
Winthrop	12/20												
SC State	12/22												
Savannah St.	12/28												
at Arkansas*	01/02												
Vanderbilt*	01/05												
Kentucky*	01/09		15	1-3	1-2	0-2	0-1-1	1	0	1	0	0	3
at Auburn*	01/12		28	2-4	1-3	4-4	1-0-1	4	3	1	0	0	9
at Texas A&M*	01/16	*	21	0-4	0-0	2-2	0-0-0	2	3	2	0	1	2
Alabama*	01/19		17	1-1	1-1	0-0	0-0-0	1	3	2	0	0	3
at Vanderbilt*	01/26	*	26	2-3	0-0	2-2	1-2-3	4	0	3	0	0	6
Ole Miss*	01/30	*	23	3-5	1-2	4-5	0-2-2	2	3	1	1	1	11
Missouri*	02/02	*	34	3-7	0-3	7-12	0-2-2	3	6	2	0	4	13
at Miss. State*	02/06	*	26	4-5	1-2	5-7	0-2-2	2	3	3	0	0	14
Arkansas*	02/09												
at LSU*	02/16												
at Kentucky*	02/20												
Florida*	02/23												
Georgia*	02/27												
at Tennessee*	03/02												

Career Highs – All Games

Pts 19 vs. Auburn, 2/3/13
 FG... 6, 2x, last, vs. Seton Hall, 11/17/13
 FGA..... 15 at Missouri, 2/28/13
 FG %... 1.00(1-1) vs. Alabama, 1/19/14
 3FG 3 at Florida, 1/20/13
 3FGA... 6, 2x, last at Missouri, 2/28/13
 3FG %... 1.00(1-1) vs. Alabama, 1/19/14
 FT..... 8 vs. Auburn, 2/3/13
 FTA..... 12 vs. Missouri, 2/2/14
 FT % 1.000 (4-4), 3x, last at Auburn, 1/12/14
 Rebs..... 5 at Florida, 1/20/13
 Off Rebs 3 at Missouri, 2/28/13
 Def Rebs..... 3, 2x, last vs. Seton Hall, 11/17/13
 Stls 4, 3x, last vs. Missouri, 2/2/14
 Assts 6, 2x, last vs. Missouri, 2/2/14
 Min..... 37 at USC, 11/25/13

Season Highs – All Games

Pts 17 vs. Seton Hall, 11/17
 FG 6, 2x, last, vs. Seton Hall, 11/17
 FGA.... 9, 2x, last at San Diego St., 11/23
 FG %..... 1.00(1-1) vs. Alabama, 1/19
 3FG.... 2, 2x, last at San Diego St., 11/23
 3FGA..... 5 at San Diego St., 11/23
 3FG %.... 1.00(1-1) vs. Alabama, 1/19
 FT..... 7 vs. Missouri, 2/2
 FTA..... 12 vs. Missouri, 2/2
 FT % 1.000 (4-4), at Auburn, 1/12
 Rebs..... 3, 3x, last at Vanderbilt, 1/26
 Off Rebs 2 at Clemson, 11/20
 Def Rebs..... 3, 2x, last vs. Seton Hall, 11/17
 Stls..... 4, 2x, last vs. Missouri, 2/2
 Assts 6, 2x, last vs. Missouri, 2/2
 Min..... 37 at USC, 11/25

Career – SEC Games

Pts 19 vs. Auburn, 2/3/13
 FG..... 6 at Missouri, 2/28/13
 FGA..... 15 at Missouri, 2/28/13
 FG %.. 1.00(1-1) vs. Alabama, 1/19/14
 3FG 3 at Florida, 1/20/13
 3FGA.... 6, 2x, last at Missouri, 2/28/13
 3FG %... 1.00(1-1) vs. Alabama, 1/19/14
 FT..... 8 vs. Auburn, 2/3/13
 FTA..... 12 vs. Missouri, 2/2/14
 FT % 1.00 (4-4), 3x, last, at Auburn, 1/12/14
 Rebs..... 5 at Florida, 1/20/13
 Off Rebs 3 at Missouri, 2/28/13
 Def Rebs..... 3 at Florida, 1/20/13
 Stls..... 4, 2x, last vs. Missouri, 2/2/14
 Assts 6 vs. Missouri, 2/2/14
 Min..... 35 at Missouri, 2/28/13

Season Highs – SEC Games

Pts 14 at Miss. State, 2/6
 FG 4 at Miss. State, 2/6
 FGA..... 7 vs. Missouri, 2/2
 FG %..... 1.00(1-1) vs. Alabama, 1/19
 3FG 1, 5x, last at Miss. St., 2/6
 3FGA..... 3, 2x, last vs. Missouri, 2/2
 3FG %.... 1.00(1-1) vs. Alabama, 1/19
 FT..... 7 vs. Missouri, 2/2
 FTA..... 12 vs. Missouri, 2/2
 FT % 1.00 (4-4) at Auburn, 1/12
 Rebs..... 3 at Vanderbilt, 1/26
 Off Rebs 1, 2x, last at Vandy, 1/26
 Def Rebs..... 2, 4x, last at Miss. St., 2/6
 Stls..... 4 vs. Missouri, 2/2
 Assts 6 vs. Missouri, 2/2
 Min..... 34 vs. Missouri, 2/2

Career Stats at South Carolina

Year	GP	GS	Min	Avg	FG	FGA	Pct	3FG	FGA	Pct	FT	FIA	Pct	Off	Def	Tot	Avg	PF	FO	A	TO	Blk	Stl	Pts	Avg
2012-13	33	3	570	17.3	53	151	.351	13	54	.241	72	109	.661	22	24	46	1.4	43	0	36	49	3	21	191	5.8
2013-14	18	15	456	25.3	42	102	.412	13	41	.317	46	67	.687	6	20	26	1.4	33	0	59	29	1	20	143	7.9
Career Totals	51	18	1026	20.1	95	253	.375	26	95	.274	118	176	.670	28	44	72	1.4	76	0	95	78	4	41	334	6.5



ALEIGHSA WELCH

6-0
Junior
Forward
Goose Creek, S.C.
Goose Creek

#24

Miscellaneous Stats

	Season	Career
Double-Double	7	17
20+ Points	2	3
10+ Points	19	50
10+ Rebounds	7	20
Tm-High Pts.	5	20
Tm-High Rebs.	10	36
Tm-High Assts.	4	8

- Named CoSIDA Academic All-District and to the Naismith Trophy Early Season Watch List and the Preseason All-SEC First Team
- Has shot at least 50.0 percent from field in all but four games this season (three of which were over 40.0 percent)
- Leads SEC and ranks 11th in nation in field goal percentage ... In SEC, ranks 14th in ppg, 9th in rpg, and third in offensive rebounding (3.4 Or/gm)
- Has led the team in scoring five times (LA Tech, at Clemson, vs. North Carolina, at Texas A&M, at Miss. St.)
- Has led the team in rebounding 10 times (Charleston Southern, LA Tech, CofC, Seton Hall, at Clemson, vs. North Carolina, at Texas A&M, Alabama, at Miss. St.)
- Powered team to win at Mississippi State (Feb. 6) with seventh double-double of season, while other primary offensive producers struggled
- Scored eight of her 11 points against Ole Miss (Jan. 30) in first half to help establish 19-point halftime lead
- Posted second-straight double-double with 12 points and 10 rebounds against Alabama (Jan. 19)
- Tied career high in an SEC game with 20 points at #25/21 Texas A&M (Jan. 16), including six of team's first 10 2nd-half points to launch rally from 17-point halftime deficit
- Posted fourth double-double of the season against #9/10 Kentucky (Jan. 9), adding 11 points and 10 rebounds in the second half alone to hold off Wildcats' surge
- Hit 5-of-6 from free throw line, grabbed a defensive rebound and blocked a shot in final five minutes of game to hold off Vanderbilt (Jan. 5)
- Tied career high with four blocks at Arkansas (Jan. 2) and hit a tough shot in traffic to end seven-minute scoring drought in second half that let Razorbacks cut deficit in half
- Handed out career high five assists against Savannah State (Dec. 28), still scoring in double figures
- Moved into the program's top five in career offensive rebounds with four against South Carolina State (Dec. 22)
- Scored nine of her 14 points against Winthrop (Dec. 20) in the second half to hold off Winthrop rally
- Netted career-high 23 points against #14/13 North Carolina (Dec. 18) while battling for five offensive rebounds
- Scored all 18 of her points at Charlotte (Dec. 8) in the second half, driving team to road win after sitting all but the first six minutes of the first half due to foul trouble
- Hit 4-of-5 from the field for 10 points in the second half at Southern Cal (Nov. 25) to help team pull away from six-point halftime lead
- Handed out a career high four assists for the second-straight game at Clemson (Nov. 20), stuffing the box score with three blocks, 17 points and 10 rebounds as well.
- Grabbed career-high 17 rebounds against College of Charleston (Nov. 14), sixth-most in Colonial Life Arena history, including 12 in the first half

2013-14 Game-by-Game

Opponent	Date	GS	MIN	FG-A	3FG-A	FTA	Reb	PF	A	TO	B	S	TP
Chas. Sthrn.	11/08	*	19	5-8	0-0	5-6	3-5-8	1	0	2	0	1	15
LA Tech	11/10		31	6-8	0-0	2-5	6-4-10	2	3	0	0	0	14
CofC	11/14	*	23	3-5	0-0	6-11	7-10-17	2	2	1	1	2	12
Seton Hall	11/17	*	28	3-4	0-0	9-13	2-6-8	2	4	1	2	1	15
at Clemson	11/20	*	29	7-10	0-0	3-3	4-6-10	2	4	1	3	1	17
at San Diego State	11/23	*	25	4-4	0-0	0-2	1-3-4	3	2	1	1	1	8
at USC	11/25	*	34	6-11	0-0	2-2	2-4-6	2	1	2	0	0	14
NC Central	12/02	*	17	6-6	0-0	1-2	0-4-4	0	1	0	1	0	13
at Charlotte	12/08	*	25	7-9	0-0	4-6	2-4-6	2	0	2	0	3	18
vs. N. Carolina	12/18	*	36	8-13	0-0	7-12	5-1-6	3	0	4	1	1	23
Winthrop	12/20	*	34	4-7	0-0	6-11	4-4-8	0	2	1	1	2	14
SC State	12/22	*	25	4-5	0-0	0-1	4-1-5	0	3	2	0	1	8
Savannah St.	12/28	*	23	5-9	0-0	4-6	1-2-3	0	5	0	0	1	14
at Arkansas*	01/02	*	36	5-11	0-0	1-3	2-5-7	2	2	2	4	1	11
Vanderbilt*	01/05	*	24	2-4	0-0	5-6	1-2-3	4	3	1	1	0	9
Kentucky*	01/09	*	37	5-10	0-0	6-9	6-8-14	2	3	5	1	0	16
at Auburn*	01/12	*	31	3-7	0-0	4-8	3-2-5	3	3	2	1	2	10
at Texas A&M*	01/16	*	43	8-19	1-1	3-7	8-8-16	1	2	2	2	1	20
Alabama*	01/19	*	29	5-7	0-0	2-3	3-7-10	1	1	5	0	0	12
at Vanderbilt*	01/26	*	30	5-9	0-0	0-0	3-3-6	2	3	8	2	0	10
Ole Miss*	01/30	*	25	4-5	0-0	3-4	3-1-4	2	2	1	0	2	11
Missouri*	02/02	*	26	5-9	0-0	1-4	2-3-5	4	0	0	1	0	11
at Miss. State*	02/06	*	38	5-16	0-0	8-9	6-5-11	1	4	0	2	1	18
Arkansas*	02/09												
at LSU*	02/16												
at Kentucky*	02/20												
Florida*	02/23												
Georgia*	02/27												
at Tennessee*	03/02												

Career Highs – All Games

Pts 23 vs. N. Carolina 12/18/13
FG .8, 3x, last at Texas A&M, 1/16/14
FGA 19 at Texas A&M, 1/16/14
FT 10 at Xavier, 11/30/11
FTA 15 at Xavier, 11/30/11
Rebs ... 17 vs. C. of Charleston, 11/14/13
Off Rebs ... 8, 6x, last at TAMU, 1/16/14
Def Rebs 10 vs. CofC, 11/14/13
Blks 4, 2x, last at Arkansas, 1/2/14
Stls 3, 4x, last at Charlotte, 12/8/13
Assts 5 vs. Savannah St., 12/28/13
Min 43 at Texas A&M, 1/16/14

Season Highs – All Games

Pts 23 vs N. Carolina, 12/18
FG 8, 2x, last at Texas A&M, 1/16
FGA 19 at Texas A&M, 1/16
FT 9 vs. Seton Hall, 11/17
FTA 13 vs. Seton Hall, 11/17
Rebs 17 vs. C. of Charleston, 11/14
Off Rebs 8 at Texas A&M, 1/16
Def Rebs 10 vs. CofC, 11/14
Blks 4 at Arkansas, 1/2
Stls 3 at Charlotte, 12/8
Assts 5 vs. Savannah St., 12/28
Min 43 at Texas A&M, 1/16

Career – SEC Games

Pts 20, 2x, last at TAMU, 1/16/14
FG 8, 2x, last at Texas A&M, 1/16/14
FGA 19 at Texas A&M, 1/16/14
FT 8, 2x, last at Miss. St., 2/6/14
FTA ... 12 vs. Mississippi State, 2/24/13
Rebs 16 at Texas A&M, 1/16/14
Off Rebs .. 8, 2x, last at TAMU, 1/16/14
Def Rebs 8, 3x, last at TAMU, 1/16/14
Blks 4 at Arkansas, 1/2/14
Stls 3 vs. Florida, 3/3/13
Assts 4, 2x, last at Miss. St., 2/6/14
Min 43 at Texas A&M, 1/16/14

Season Highs – SEC Games

Pts 20 at Texas A&M, 1/16
FG 8 at Texas A&M, 1/16
FGA 19 at Texas A&M, 1/16
FT 8 at Miss. State, 2/6
FTA 9, 2x, last at Miss. St., 2/6
Rebs 16 at Texas A&M, 1/16
Off Rebs 8 at Texas A&M, 1/16
Def Rebs 8, 2x, last at TAMU, 1/16
Blks 4 at Arkansas, 1/2
Stls 2, 2x, last vs. Ole Miss, 1/30
Assts 4 at Miss. St., 2/6
Min 43 at Texas A&M, 1/16

Career Stats at South Carolina

Year	GP	GS	Min	Avg	FG	FGA	Pct	3FG	FGA	Pct	FT	FTA	Pct	Off	Def	Tot	Avg	PF	FO	A	TO	Blk	Stl	Pts	Avg
2011-12	33	2	694	21.0	98	167	.587	0	1	.000	56	98	.571	104	96	200	6.1	41	0	18	40	22	19	252	7.6
2012-13	33	33	981	29.7	134	224	.598	1	1	1.000	126	178	.708	131	124	255	7.7	56	0	34	53	23	26	395	12.0
2013-14	23	22	668	29.0	115	196	.587	1	1	1.000	82	133	.617	78	98	176	7.7	41	0	50	43	24	21	313	13.6
Career Totals	89	57	2343	26.3	347	587	.591	2	3	.667	264	409	.645	313	318	631	7.1	138	0	102	136	69	66	960	10.8



Official Basketball Box Score -- Game Totals -- Final Statistics
Charleston Southern vs #22/21 South Carolina
 11/08/13 7 p.m. at Columbia, S.C./Colonial Life Arena



Charleston Southern 29 • 0-1

##	Player	f/c/g	Total			3-Ptr			Rebounds			PF	TP	A	TO	Blk	Stl	Min
			FG	FGA	FT	FTA	FG	FGA	FT	FTA	Off							
10	LEBEDEVA, Natasha	f	0-7	0-1	0-0	1	0	1	2	0	0	2	0	2	0	1	18	
25	MAXIMILIE, Monique	c	0-4	0-0	0-0	0	3	3	2	0	0	2	4	0	0	22		
03	BRATCHER, Erin	c	2-5	2-5	2-3	3	0	3	2	8	1	3	0	0	27			
22	FOWLER, DJ	g	1-6	0-2	0-0	1	1	2	4	2	1	2	0	1	25			
23	MANN, Alyssa	g	3-11	0-4	3-0	0	2	2	4	9	1	2	0	1	23			
00	KARLSONE, Alise	g	0-3	0-1	0-0	1	2	3	3	0	0	3	1	0	12			
05	LONG, Nayla	c	0-1	0-0	0-0	0	0	0	1	0	0	1	0	0	11			
12	BROWN, Marley	c	2-2	0-0	0-0	0	1	1	4	4	1	2	0	0	12			
14	JARVIS, Tatum	g	1-5	1-5	0-0	0	0	0	1	3	1	2	0	1	13			
21	KIRKPATRICK, Kirklia	g	0-2	0-2	0-0	0	0	0	0	0	0	1	0	0	10			
24	LAKES, Brianna	g	0-1	0-0	0-0	1	0	1	3	0	0	5	0	0	15			
30	BARNETT, Christal	g	1-7	1-3	0-0	1	1	2	1	3	1	0	0	1	12			
Team			3-4			7			19			29	6	25	5	200		

FG % 1st Half: 4-29 13.8% 2nd half: 6-25 24.0% Game: 10-54 18.5%
 3FG % 1st Half: 2-10 20.0% 2nd half: 2-13 15.4% Game: 4-23 17.4%
 FT % 1st Half: 3-3 100.0 2nd half: 2-3 66.7% Game: 5-6 83.3%

#22/21 South Carolina 99 • 1-0

##	Player	f/c/g	Total			3-Ptr			Rebounds			PF	TP	A	TO	Blk	Stl	Min			
			FG	FGA	FT	FTA	FG	FGA	FT	FTA	Off								Def	Tot	
24	WELCH, Aleighsa	f	5-8	0-0	5-6	3	5	8	1	15	0	2	0	1	19						
31	DOZIER, Asia	f	1-3	0-0	2-2	2	1	3	1	4	5	1	1	2	17						
33	IBIAM, Elem	c	7-7	0-0	3-5	1	5	6	0	17	0	1	5	2	20						
05	SESSIONS, Khadijah	g	3-6	1-1	3-5	0	2	2	0	10	3	0	0	2	17						
25	MITCHELL, Tiffany	g	6-10	0-0	0-0	1	0	1	0	12	1	0	0	5	21						
00	FARMER, India	g	0-0	0-0	0-0	0	0	0	0	0	0	0	0	0	6						
02	GAINES, Olivia	c	2-3	0-0	0-0	2	2	4	0	4	5	1	1	3	17						
12	MONTOUT, Wilka	c	2-4	1-1	2-5	1	3	4	3	7	1	1	2	1	21						
15	DAVIS, Tiffany	c	2-3	0-0	1-3	1	1	2	1	5	1	2	1	0	16						
21	MORRISON, LeAnna	g	0-0	0-0	0-0	0	1	1	1	0	1	1	0	0	7						
23	ROY, Tina	g	2-6	1-4	0-0	0	3	3	0	5	7	0	0	0	22						
41	COATES, Alaina	g	9-14	0-0	2-2	4	3	7	2	20	1	1	2	1	17						
Team			39-64			3-6			18-28			16	30	46	9	99	25	10	12	17	200

FG % 1st Half: 20-36 55.6% 2nd half: 19-28 67.9% Game: 39-64 60.9%
 3FG % 1st Half: 1-2 50.0% 2nd half: 2-4 50.0% Game: 3-6 50.0%
 FT % 1st Half: 11-14 78.6% 2nd half: 7-14 50.0% Game: 18-28 64.3%

Officials: Beverly Roberts, Bryan Enterline, Bruce Morris
 Technical fouls: Charleston Southern-None. #22/21 South Carolina-None.
 Attendance: 5120

Score by periods	1st	2nd	Total
Charleston Southern	13	16	29
#22/21 South Carolina	52	47	99

Points	In Paint	Off T/O	2nd Chance	Fast Break	Bench
Charleston Southern	6	5	6	4	10
#22/21 South Carolina	70	40	23	32	41

Last FG - CSU 2nd-01:16, SC 2nd-00:49.
 Largest lead - CSU None, SC by 70 2nd-02:07.

Score tied - 0 times.
 Lead changed - 0 times.



Official Basketball Box Score -- Game Totals -- Final Statistics
Coll. of Charleston vs South Carolina
 11/14/13 8 p.m. at Columbia, S.C./Colonial Life Arena



Coll. of Charleston 54 • 1-2

##	Player	f/c/g	Total			3-Ptr			Rebounds			PF	TP	A	TO	Blk	Stl	Min			
			FG	FGA	FT	FTA	FG	FGA	FT	FTA	Off								Def	Tot	
11	Hewatt, Christy	f	2-3	1-1	0-0	1	2	3	1	5	1	0	0	1	9						
15	Ramer, Deidre	c	3-8	0-0	1-2	2	2	4	3	7	0	0	0	1	16						
01	Frye, Alyssa	g	2-12	1-4	0-0	0	2	2	1	5	2	5	0	2	36						
02	Hall, Erin	g	2-11	1-7	0-0	0	2	2	3	5	0	1	0	0	25						
22	Brown, Jillian	g	2-3	0-0	0-0	0	4	4	3	4	7	1	0	1	40						
05	Winter, Jenice	c	1-4	0-0	0-0	0	0	0	0	2	0	0	0	0	5						
13	Tolbert, Afreyea	c	5-15	0-0	4-6	2	9	11	4	14	0	0	0	0	21						
14	Gardner, Courtney	c	0-2	0-1	0-0	0	1	1	1	0	1	0	0	0	8						
24	Bolden, Breanna	c	0-0	0-0	1-2	0	1	1	1	1	0	1	0	0	4						
25	Green, Jazz	c	1-4	0-0	1-2	1	1	2	3	1	0	0	0	0	9						
30	Hopkins, Mikaela	c	2-3	0-0	2-6	2	1	3	5	6	0	2	2	0	18						
32	Carter, Jasmine	c	1-3	0-0	0-0	0	1	1	3	2	0	0	0	0	9						
Team			21-68			3-13			9-18			11	27	38	27	54	12	10	2	5	200

FG % 1st Half: 13-33 39.4% 2nd half: 8-35 22.9% Game: 21-68 30.9%
 3FG % 1st Half: 2-7 28.6% 2nd half: 1-6 16.7% Game: 3-13 23.1%
 FT % 1st Half: 6-10 60.0% 2nd half: 3-8 37.5% Game: 9-18 50.0%

South Carolina 81 • 3-0

##	Player	f/c/g	Total			3-Ptr			Rebounds			PF	TP	A	TO	Blk	Stl	Min			
			FG	FGA	FT	FTA	FG	FGA	FT	FTA	Off								Def	Tot	
24	WELCH, Aleighsa	f	3-5	0-0	6-11	7	10	17	2	12	2	1	1	2	23						
31	DOZIER, Asia	f	6-12	4-8	0-0	0	2	2	1	16	3	1	0	0	25						
33	IBIAM, Elem	c	5-8	0-0	2-5	2	4	6	2	12	0	0	3	1	23						
05	SESSIONS, Khadijah	g	0-4	0-2	2-2	0	1	1	2	2	4	1	0	0	17						
25	MITCHELL, Tiffany	g	3-7	2-3	3-7	3	5	8	1	11	1	2	0	0	26						
00	FARMER, India	g	0-0	0-0	0-0	0	0	0	1	0	0	0	0	0	5						
02	GAINES, Olivia	c	0-1	0-0	2-2	0	1	1	1	2	0	1	0	1	11						
12	MONTOUT, Wilka	c	1-6	0-2	0-4	5	3	8	2	2	0	2	1	0	16						
15	DAVIS, Tiffany	c	2-4	1-2	2-2	0	1	1	0	7	3	2	0	1	19						
21	MORRISON, LeAnna	g	0-3	0-2	0-0	1	0	1	1	0	1	0	0	0	6						
23	ROY, Tina	g	2-10	2-9	0-0	0	0	0	0	6	2	0	0	0	16						
41	COATES, Alaina	g	3-6	0-0	5-9	5	9	14	2	11	0	1	3	0	13						
Team			25-66			9-28			22-42			23	39	62	15	81	16	12	8	5	200

FG % 1st Half: 14-35 40.0% 2nd half: 11-31 35.5% Game: 25-66 37.9%
 3FG % 1st Half: 5-15 33.3% 2nd half: 4-13 30.8% Game: 9-28 32.1%
 FT % 1st Half: 13-23 56.5% 2nd half: 9-19 47.4% Game: 22-42 52.4%

Officials: Dee Kantner, Joe Cunningham, Ed Sidlasky
 Technical fouls: Coll. of Charleston-None. South Carolina-None.
 Attendance: 4882

Score by periods	1st	2nd	Total
Coll. of Charleston	34	20	54
South Carolina	46	35	81

Points	In Paint	Off T/O	2nd Chance	Fast Break	Bench
Coll. of Charleston	18	9	10	5	28
South Carolina	28	8	23	6	28

Last FG - COFC 2nd-01:17, SC 2nd-00:51.
 Largest lead - COFC by 9 1st-17:33, SC by 32 2nd-06:47.

Score tied - 0 times.
 Lead changed - 1 time.



Official Basketball Box Score -- Game Totals -- Final Statistics
Louisiana Tech vs #22/21 South Carolina
 11/10/13 2 p.m. at Columbia, S.C./Colonial Life Arena



Louisiana Tech 45 • 0-1

##	Player	f/c/g	Total			3-Ptr			Rebounds			PF	TP	A	TO	Blk	Stl	Min			
			FG	FGA	FT	FTA	FG	FGA	FT	FTA	Off								Def	Tot	
02	FRAZIER, Whitney	f	3-9	1-1	0-0	0	3	3	5	7	2	0	0	4	30						
24	CHENEVERT, Tyjae	f	2-6	0-0	0-2	0	2	3	4	4	1	4	2	0	24						
33	LANGSTON, Savanna	f	1-3	0-1	0-2	0	3	4	4	2	0	0	0	1	28						
15	JEFFERSON, Brittney	g	4-9	1-1	2-6	0	4	4	1	11	4	3	0	0	37						
21	ANDREWS, Kenedria	g	2-6	1-2	0-0	1	4	5	1	5	0	3	0	0	35						
00	JACKSON, JaQuan	g	5-16	1-2	2-2	2	2	4	3	13	3	5	0	2	34						
04	VUCINIC, Jelena	g	0-0	0-0	0-0	0	0	0	1	0	0	0	0	4							
32	MOTEN, Kevione	g	1-1	0-0	1-4	2	1	3	3	3	0	1	0	0	8						
Team			18-50			4-7			5-14			9	20	29	22	45	10	17	2	7	200

FG % 1st Half: 8-24 33.3% 2nd half: 10-26 38.5% Game: 18-50 36.0%
 3FG % 1st Half: 1-2 50.0% 2nd half: 3-5 60.0% Game: 4-7 57.1%
 FT % 1st Half: 0-2 0.0% 2nd half: 5-12 41.7% Game: 5-14 35.7%



Official Basketball Box Score -- Game Totals -- Final Statistics
#19/14 South Carolina vs Clemson
 11/20/13 7 pm at Clemson, SC (Littlejohn Coliseum)



#19/14 South Carolina 68 • 5-0

#	Player	Total			3-Ptr			Rebounds			PF	TP	A	TO	Blk	Stl	Min
		FG-FGA	FG-FGA	FT-FTA	Off	Def	Tot	Off	Def	Tot							
24	WELCH, Aleighsa	f	7-10	0-0	3-3	4	6	10	2	17	4	1	3	1	29		
31	DOZIER, Asia	f	2-9	0-5	0-1	3	6	9	3	4	0	2	0	0	30		
33	IBIAM, Elem	c	5-6	0-0	0-1	3	3	6	2	10	1	0	0	1	25		
05	SESSIONS, Khadijah	g	3-7	2-4	2-3	2	1	3	1	10	3	1	0	0	32		
25	MITCHELL, Tiffany	g	6-10	2-4	0-0	2	4	6	0	14	5	4	0	2	28		
00	FARMER, India	g	0-0	0-0	0-0	0	0	0	0	0	0	0	0	0	1		
12	MONTOUT, Wilka	g	0-6	0-0	1-2	2	2	4	0	1	0	1	0	0	13		
15	DAVIS, Tiffany	g	0-0	0-0	0-0	0	0	0	0	0	0	0	0	0	10		
21	MORRISON, LeAnna	g	0-0	0-0	0-0	0	0	0	0	0	0	0	0	0	2		
23	ROY, Tina	g	1-4	0-3	1-1	2	1	3	1	3	0	2	0	0	15		
41	COATES, Alaina	g	2-5	0-0	5-8	1	5	6	4	9	0	1	1	2	15		
Team						0	2	2									
Totals			26-57	4-16	12-18	19	30	49	13	68	14	12	5	6	200		

FG % 1st Half: 12-31 38.7% 2nd half: 14-26 53.8% Game: 26-57 45.6% Deadball Rebounds 1
 3FG % 1st Half: 1-8 12.5% 2nd half: 3-8 37.5% Game: 4-16 25.0%
 FT % 1st Half: 2-3 66.7% 2nd half: 10-15 66.7% Game: 12-18 66.7%

Clemson 43 • 1-3

#	Player	Total			3-Ptr			Rebounds			PF	TP	A	TO	Blk	Stl	Min
		FG-FGA	FG-FGA	FT-FTA	Off	Def	Tot	Off	Def	Tot							
01	Tay, Charmaine	f	5-15	0-2	1-3	2	3	5	2	11	2	2	1	1	32		
13	Chatman, Sade	c	1-8	0-0	1-2	1	2	3	5	3	0	2	1	1	23		
02	Lindsay, Chelsea	g	5-10	2-3	0-0	1	1	2	0	12	3	2	0	1	39		
21	Dixon, Nikki	g	0-0	0-0	0-0	0	0	0	0	0	0	0	0	0	1		
23	Dunn, Chancie	g	2-6	0-0	0-0	0	2	2	4	4	1	2	0	0	35		
05	Gramlich, Kelly	g	0-3	0-1	2-2	0	5	5	1	2	1	0	0	1	24		
14	Mosley, Paige	g	0-1	0-0	2-4	1	1	2	1	2	0	0	0	1	8		
15	Jamison-Myers, Nyilah	g	0-4	0-0	5-6	2	1	3	4	5	0	2	1	0	24		
20	Gaillard, Jordan	g	1-1	1-1	1-2	0	2	2	0	4	0	1	0	0	14		
Team						3	0	3									
Totals			14-48	3-7	12-19	10	17	27	17	43	7	11	2	5	200		

FG % 1st Half: 3-23 13.0% 2nd half: 11-25 44.0% Game: 14-48 29.2% Deadball Rebounds 1
 3FG % 1st Half: 0-2 0.0% 2nd half: 3-5 60.0% Game: 3-7 42.9%
 FT % 1st Half: 9-14 64.3% 2nd half: 3-5 60.0% Game: 12-19 63.2%

Officials: Billy Smith, Jules Gallien, Mark Berger
 Technical fouls: #19/14 South Carolina-None. Clemson-None.
 Attendance: 715

Score by periods	1st	2nd	Total
#19/14 South Carolina	27	41	68
Clemson	15	28	43

Last FG - SC 2nd-00:32, CU 2nd-00:08.
 Largest lead - SC by 28 2nd-02:32, CU by 2 1st-19:45.

Score tied - 1 time.
 Lead changed - 1 time.

Points In Paint Off T/O 2nd Chance Fast Break Bench
 SC 40 13 21 12 13 13
 CU 10 4 2 2 13



Official Basketball Box Score -- Game Totals -- Final Statistics
#17/14 South Carolina vs USC
 11/25/13 5 p.m. at Galen Center (Los Angeles)



#17/14 South Carolina 70 • 7-0

#	Player	Total			3-Ptr			Rebounds			PF	TP	A	TO	Blk	Stl	Min
		FG-FGA	FG-FGA	FT-FTA	Off	Def	Tot	Off	Def	Tot							
24	WELCH, Aleighsa	f	6-11	0-0	2-2	2	4	6	2	14	1	2	0	0	34		
31	DOZIER, Asia	f	1-4	0-1	2-2	0	2	2	1	4	2	3	0	0	25		
33	IBIAM, Elem	c	2-5	0-0	0-0	2	3	5	5	4	1	2	2	0	17		
05	SESSIONS, Khadijah	g	2-7	1-2	2-4	0	1	1	2	7	3	4	0	0	37		
25	MITCHELL, Tiffany	g	6-9	0-1	10-13	3	3	6	3	22	4	6	0	5	34		
12	MONTOUT, Wilka	g	0-0	0-0	0-0	0	2	2	0	0	1	0	0	0	9		
21	MORRISON, LeAnna	g	0-0	0-0	0-0	0	0	0	0	0	0	0	0	0	1		
23	ROY, Tina	g	3-5	1-2	4-4	0	3	3	1	11	0	0	1	0	24		
41	COATES, Alaina	g	4-7	0-0	0-1	1	8	9	4	8	0	2	0	1	17		
Team						1	0	1									
Totals			24-48	2-6	20-26	9	26	35	18	70	12	19	3	8	200		

FG % 1st Half: 11-28 39.3% 2nd half: 13-20 65.0% Game: 24-48 50.0% Deadball Rebounds 2
 3FG % 1st Half: 1-4 25.0% 2nd half: 1-2 50.0% Game: 2-6 33.3%
 FT % 1st Half: 7-9 77.8% 2nd half: 13-17 76.5% Game: 20-26 76.9%

USC 50 • 3-2

#	Player	Total			3-Ptr			Rebounds			PF	TP	A	TO	Blk	Stl	Min
		FG-FGA	FG-FGA	FT-FTA	Off	Def	Tot	Off	Def	Tot							
10	Oliver, Kate	f	0-5	0-0	0-0	1	2	3	1	0	1	1	2	2	20		
11	Harberts, Cassie	f	7-15	0-1	0-3	0	2	2	3	14	3	1	1	0	27		
21	Vaiioletama, Alexyz	f	1-2	1-2	0-0	0	3	5	4	3	0	3	0	1	22		
01	Adams, Jordan	g	1-5	0-4	2-2	2	2	4	1	4	4	2	0	3	33		
14	Crook, Ariya	g	6-14	0-4	4-4	0	2	2	4	16	0	4	0	2	33		
12	Jaco, Courtney	g	0-0	0-0	0-0	0	0	0	0	0	0	2	0	0	2		
13	Horn, Kaneisha	g	1-5	0-0	1-4	0	3	3	2	3	0	3	0	1	17		
23	Barrett, Brianna	g	3-4	0-0	1-3	2	3	5	2	7	3	2	1	0	25		
24	Edelman, Drew	g	0-0	0-0	0-0	0	0	0	1	0	0	1	0	1	8		
32	Alofaituli, Kiki	g	1-2	0-0	1-2	2	0	2	2	3	1	1	0	0	13		
Team						2	2	4									
Totals			20-52	1-11	9-18	11	19	30	21	50	12	22	4	10	200		

FG % 1st Half: 9-23 39.1% 2nd half: 11-29 37.9% Game: 20-52 38.5% Deadball Rebounds 4
 3FG % 1st Half: 1-8 12.5% 2nd half: 0-3 0.0% Game: 1-11 9.1%
 FT % 1st Half: 5-6 83.3% 2nd half: 4-12 33.3% Game: 9-18 50.0%

Officials: Michael Price, Cathi Cornell, Janetta Graham
 Technical fouls: #17/14 South Carolina-None. USC-None.
 Attendance: 897
 13:14 South Carolina #41 called for flagrant one.

Score by periods	1st	2nd	Total
#17/14 South Carolina	30	40	70
USC	24	26	50

Last FG - SC 2nd-01:16, USC 2nd-02:47.
 Largest lead - SC by 20 2nd-00:37, USC by 2 1st-19:44.

Score tied - 5 times.
 Lead changed - 3 times.

Points	In Paint	Off T/O	2nd Chance	Fast Break	Bench
SC	42	20	13	8	19
USC	28	19	6	10	13



Official Basketball Box Score -- Game Totals -- Final Statistics
#19/14 South Carolina vs San Diego State
 11/23/13 1 p.m. at Viejas Arena at Aztec Bowl (San Diego)



#19/14 South Carolina 88 • 6-0

#	Player	Total			3-Ptr			Rebounds			PF	TP	A	TO	Blk	Stl	Min
		FG-FGA	FG-FGA	FT-FTA	Off	Def	Tot	Off	Def	Tot							
24	WELCH, Aleighsa	f	4-4	0-0	0-2	1	3	4	3	8	2	1	1	1	25		
31	DOZIER, Asia	f	5-13	4-10	2-2	3	0	3	2	16	0	2	0	2	28		
33	IBIAM, Elem	c	2-3	0-0	1-2	1	3	4	3	5	1	1	1	1	21		
05	SESSIONS, Khadijah	g	4-9	2-5	2-3	0	0	0	0	12	5	1	0	4	30		
25	MITCHELL, Tiffany	g	6-10	1-2	4-5	1	2	3	2	17	9	1	0	3	26		
02	GAINES, Olivia	g	0-0	0-0	1-2	1	0	1	0	1	1	0	0	0	1		
12	MONTOUT, Wilka	g	1-2	0-1	0-0	0	2	2	3	2	0	1	0	0	17		
15	DAVIS, Tiffany	g	0-1	0-0	0-0	0	0	0	0	0	3	0	0	0	3		
21	MORRISON, LeAnna	g	0-1	0-1	0-0	0	1	1	0	0	1	0	0	0	4		
23	ROY, Tina	g	2-6	2-4	0-0	0	1	1	0	6	2	1	1	0	19		
41	COATES, Alaina	g	5-6	0-0	11-15	1	7	8	4	21	0	0	1	0	22		
Team						1	2	3									
Totals			29-55	9-23	21-31	10	20	30	18	88	24	8	4	12	200		

FG % 1st Half: 16-35 45.7% 2nd half: 13-20 65.0% Game: 29-55 52.7% Deadball Rebounds 3,2
 3FG % 1st Half: 7-15 46.7% 2nd half: 2-8 25.0% Game: 9-23 39.1%
 FT % 1st Half: 4-6 66.7% 2nd half: 17-25 68.0% Game: 21-31 67.7%

San Diego State 54 • 0-4

#	Player	Total			3-Ptr			Rebounds			PF	TP	A	TO	Blk	Stl	Min
		FG-FGA	FG-FGA	FT-FTA	Off	Def	Tot	Off	Def	Tot							
02	HUNTER, Christina	f	1-4	0-0	3-4	2	1	3	5	5	1	4	0	0	19		
05	CULBERSON, Chairese	f															



Official Basketball Box Score -- Game Totals -- Final Statistics
#12/10 South Carolina vs Charlotte
12/08/13 2:00 p.m. at Dale F. Halton Arena (Charlotte, N.C.)



#12/10 South Carolina 76 • 9-0

Table with columns for Player, FG-FGA, 3-Ptr, Rebounds, PF, TP, A TO Blk Stl, Min. Row 1: 24 WELCH, Aleighsa f 7-9 0-0 4-6 2 4 6 2 18 0 2 0 3 25

FG % 1st Half: 11-31 35.5% 2nd half: 14-22 63.6% Game: 25-53 47.2%
3FG % 1st Half: 1-5 20.0% 2nd half: 0-1 0.0% Game: 1-6 16.7%
FT % 1st Half: 10-13 76.9% 2nd half: 15-20 75.0% Game: 25-33 75.8%

Charlotte 61 • 4-5

Table with columns for Player, FG-FGA, 3-Ptr, Rebounds, PF, TP, A TO Blk Stl, Min. Row 1: 20 GORDON, Kira f 3-9 0-0 7-8 1 8 9 3 13 1 4 0 3 36

FG % 1st Half: 12-24 50.0% 2nd half: 12-29 41.4% Game: 24-53 45.3%
3FG % 1st Half: 1-5 20.0% 2nd half: 2-8 25.0% Game: 3-13 23.1%
FT % 1st Half: 7-8 87.5% 2nd half: 3-4 75.0% Game: 10-12 83.3%

Officials: Billy Smith, Carla Fountain, Meadow Overstreet
Technical fouls: #12/10 South Carolina-None. Charlotte-None.
Attendance: 1357

Score by periods table with columns for 1st, 2nd, Total. Row 1: #12/10 South Carolina 33 43 76

Last FG - SC 2nd-01:12, CHA 2nd-00:37.
Largest lead - SC by 16 2nd-00:44, CHA by 2 1st-12:32.

Score tied - 8 times.
Lead changed - 6 times.



Official Basketball Box Score -- Game Totals -- Final Statistics
Winthrop vs #10/10 South Carolina
12/20/13 12 p.m. at Columbia, S.C./Colonial Life Arena



Winthrop 61 • 6-3

Table with columns for Player, FG-FGA, 3-Ptr, Rebounds, PF, TP, A TO Blk Stl, Min. Row 1: 20 CALVERT, Taylor f 4-5 1-1 2-2 1 4 5 4 11 4 3 0 1 34

FG % 1st Half: 10-30 33.3% 2nd half: 14-29 48.3% Game: 24-59 40.7%
3FG % 1st Half: 3-5 60.0% 2nd half: 1-3 33.3% Game: 4-8 50.0%
FT % 1st Half: 0-0 0.0% 2nd half: 9-10 90.0% Game: 9-10 90.0%

#10/10 South Carolina 69 • 10-1

Table with columns for Player, FG-FGA, 3-Ptr, Rebounds, PF, TP, A TO Blk Stl, Min. Row 1: 24 WELCH, Aleighsa f 4-7 0-0 6-11 4 4 8 0 14 2 1 1 2 34

FG % 1st Half: 14-28 50.0% 2nd half: 10-20 50.0% Game: 24-48 50.0%
3FG % 1st Half: 5-11 45.5% 2nd half: 3-8 37.5% Game: 8-19 42.1%
FT % 1st Half: 4-7 57.1% 2nd half: 9-17 52.9% Game: 13-24 54.2%

Officials: Jesse Dickerson, Michael Price, Mike Riggs
Technical fouls: Winthrop-None. #10/10 South Carolina-None.
Attendance: 5021

Score by periods table with columns for 1st, 2nd, Total. Row 1: Winthrop 23 38 61

Last FG - WU 2nd-01:36, SC 2nd-01:55.
Largest lead - WU None, SC by 19 1st-07:30.

Score tied - 0 times.
Lead changed - 0 times.



Official Basketball Box Score -- Game Totals -- Final Statistics
#10/10 South Carolina vs #14/13 N. Carolina
12/18/13 7:00 p.m. at Myrtle Beach (SC) Convention Center



#10/10 South Carolina 66 • 9-1

Table with columns for Player, FG-FGA, 3-Ptr, Rebounds, PF, TP, A TO Blk Stl, Min. Row 1: 24 WELCH, Aleighsa f 8-13 0-0 7-12 5 1 6 3 23 0 4 1 1 36

FG % 1st Half: 11-30 36.7% 2nd half: 12-26 46.2% Game: 23-56 41.1%
3FG % 1st Half: 0-4 0.0% 2nd half: 1-7 14.3% Game: 1-11 9.1%
FT % 1st Half: 5-11 45.5% 2nd half: 14-18 77.8% Game: 19-29 65.5%

#14/13 N. Carolina 74 • 10-2

Table with columns for Player, FG-FGA, 3-Ptr, Rebounds, PF, TP, A TO Blk Stl, Min. Row 1: 01 Stephanie Mavunga f 9-16 0-1 2-3 5 7 12 4 20 0 3 3 1 34

FG % 1st Half: 15-34 44.1% 2nd half: 13-27 48.1% Game: 28-61 45.9%
3FG % 1st Half: 2-7 28.6% 2nd half: 2-9 22.2% Game: 4-16 25.0%
FT % 1st Half: 7-8 87.5% 2nd half: 7-9 77.8% Game: 14-17 82.4%

Officials: Mark Zentz, Bryan Esterline, Louis Gonzalez
Technical fouls: #10/10 South Carolina-None. #14/13 N. Carolina-None.
Attendance: 4137

Score by periods table with columns for 1st, 2nd, Total. Row 1: #10/10 South Carolina 27 39 66

Table with columns for Points, In Paint, Off T/O, 2nd Chance, Fast Break, Bench. Row 1: #10/10 South Carolina 66 36 30 13 0 4

Last FG - SC 2nd-01:21, NC 2nd-01:41.
Largest lead - SC by 4 1st-15:32, NC by 13 1st-03:22.

Score tied - 2 times.
Lead changed - 1 time.



Official Basketball Box Score -- Game Totals -- Final Statistics
SC State vs #10/10 South Carolina
12/22/13 1 p.m. at Columbia, S.C./Colonial Life Arena



SC State 26 • 1-8

Table with columns for Player, FG-FGA, 3-Ptr, Rebounds, PF, TP, A TO Blk Stl, Min. Row 1: 23 FLOYD, Cherisha f 1-6 0-2 0-2 2 1 3 4 2 0 2 0 2 28

FG % 1st Half: 6-26 23.1% 2nd half: 6-23 26.1% Game: 12-49 24.5%
3FG % 1st Half: 0-7 0.0% 2nd half: 1-12 16.7% Game: 2-19 10.5%
FT % 1st Half: 0-2 0.0% 2nd half: 0-0 0.0% Game: 0-2 0.0%

#10/10 South Carolina 70 • 11-1

Table with columns for Player, FG-FGA, 3-Ptr, Rebounds, PF, TP, A TO Blk Stl, Min. Row 1: 24 WELCH, Aleighsa f 4-5 0-0 0-1 4 1 5 0 8 3 2 0 1 25

FG % 1st Half: 14-28 50.0% 2nd half: 12-29 41.4% Game: 26-57 45.6%
3FG % 1st Half: 3-4 75.0% 2nd half: 2-8 25.0% Game: 5-12 41.7%
FT % 1st Half: 6-8 75.0% 2nd half: 7-10 70.0% Game: 13-18 72.2%

Officials: Beverly Roberts, Kevin Pethel, Eric Baker
Technical fouls: SC State-None. #10/10 South Carolina-None.
Attendance: 5937

Score by periods table with columns for 1st, 2nd, Total. Row 1: SC State 12 14 26

Table with columns for Points, In Paint, Off T/O, 2nd Chance, Fast Break, Bench. Row 1: #10/10 South Carolina 70 37 33 18 12 38

Last FG - SCSUW 2nd-00:02, SC 2nd-03:37.
Largest lead - SCSUW by 2 1st-19:49, SC by 52 2nd-03:37.

Score tied - 0 times.
Lead changed - 3 times.



Official Basketball Box Score -- Game Totals -- Final Statistics
Savannah State vs #13/12 South Carolina
12/28/13 12 p.m. at Columbia, S.C./Colonial Life Arena



Savannah State 40 • 5-7

#	Player	Total		3-Ptr		Rebounds			PF	TP	A	TO	Blk	Stl	Min
		FG-FGA	FG-FGA	FT-FTA	Off	Def	Tot								
44	DAVIS,Tiyonda	c	0-2	0-0	2-2	0	3	3	5	2	0	1	0	0	18
01	DORSEY,Bria	g	1-8	0-0	0-0	1	5	6	2	2	2	3	0	0	23
02	HENDRIX,Kenyata	g	1-2	1-2	0-0	1	0	1	3	3	1	1	0	0	26
15	WILLIAMS,Jerryshia	g	1-4	1-3	0-0	0	2	2	2	3	1	1	1	0	19
32	HANTON,Shawanda	g	0-1	0-0	0-0	0	2	0	0	0	0	1	0	0	6
04	NORMAN,Jasmine	g	3-11	0-0	0-0	2	2	4	4	6	0	1	0	2	21
10	POLLARD,Zadous	g	0-1	0-1	0-0	0	1	1	0	0	0	0	0	0	4
11	WARREN,Rhianna	g	0-0	0-0	0-0	0	0	0	0	0	0	1	0	0	2
21	KIRKLAND,Jasmine	g	6-9	0-0	7-8	1	4	5	2	19	0	2	1	0	22
22	GRAHAM,Charmia	g	0-1	0-0	0-0	0	1	1	4	0	0	0	0	0	10
23	KALU,Ezinne	g	1-9	0-4	3-4	1	0	1	4	5	1	6	0	31	
24	GREENE,Charmaine	g	0-1	0-0	0-0	0	2	2	5	0	1	2	1	0	18
	Team					0	1	1							
	Totals		13-49	2-10	12-14	6	21	27	31	40	6	19	3	4	200

FG % 1st Half: 9-25 36.0% 2nd half: 4-24 16.7% Game: 13-49 26.5% Deadeball Rebounds 2,1
3FG % 1st Half: 2-7 28.6% 2nd half: 0-3 0.0% Game: 2-10 20.0%
FT % 1st Half: 5-6 83.3% 2nd half: 7-8 87.5% Game: 12-14 85.7%

#13/12 South Carolina 82 • 12-1

#	Player	Total		3-Ptr		Rebounds			PF	TP	A	TO	Blk	Stl	Min
		FG-FGA	FG-FGA	FT-FTA	Off	Def	Tot								
24	WELCH, Aleighsa	f	5-9	0-0	4-6	1	2	3	0	14	5	0	0	1	23
31	DOZIER, Asia	f	4-8	2-2	0-0	0	1	1	2	10	1	0	0	1	19
33	IBIAM, Elem	c	1-7	0-0	3-4	3	6	9	3	5	0	0	1	1	18
15	DAVIS, Tiffany	g	3-3	2-2	0-2	0	1	1	1	8	0	0	0	0	22
25	MITCHELL, Tiffany	g	3-5	0-1	12-16	0	7	7	0	18	4	3	0	5	27
00	FARMER, India	g	0-0	0-0	0-0	0	0	0	0	0	0	0	0	1	4
02	GAINES, Olivia	g	3-5	0-0	1-2	0	0	0	4	7	1	2	0	0	19
12	MONTOUT, Wiika	g	0-0	0-0	0-2	0	0	0	2	0	0	0	0	0	17
21	MORRISON, LeAnna	g	0-0	0-1	1-2	0	2	2	1	1	0	1	0	0	8
23	ROY, Tina	g	1-5	0-1	0-0	0	2	2	1	2	2	1	0	1	19
41	COATES, Alaina	g	4-5	0-0	9-14	5	7	12	2	17	0	2	3	0	24
	Team					1	1	2							
	Totals		24-47	4-6	30-48	10	29	39	17	82	13	10	5	10	200

FG % 1st Half: 11-23 47.8% 2nd half: 13-24 54.2% Game: 24-47 51.1% Deadeball Rebounds 9,1
3FG % 1st Half: 1-2 50.0% 2nd half: 3-4 75.0% Game: 4-6 66.7%
FT % 1st Half: 20-27 74.1% 2nd half: 10-21 47.6% Game: 30-48 62.5%

Officials: Billy Smith, Joe Cunningham, Charles Carroll
Technical fouls: Savannah State-None. #13/12 South Carolina-None.
Attendance: 4824

Score by periods	1st	2nd	Total
Savannah State	25	15	40
#13/12 South Carolina	43	39	82

	In	Off	2nd	Fast	Bench
Points	18	8	8	4	30
SSU	34	28	9	15	27
SC					

Last FG - SSU 2nd-00:53, SC 2nd-03:11.
Largest lead - SSU None, SC by 43 2nd-01:47.

Score tied - 0 times.
Lead changed - 0 times.



Official Basketball Box Score -- Game Totals -- Final Statistics
Vanderbilt vs #13/12 South Carolina
01/05/14 1 p.m. at Columbia, S.C./Colonial Life Arena



Vanderbilt 66 • 12-3 (1-1 SEC)

#	Player	Total		3-Ptr		Rebounds			PF	TP	A	TO	Blk	Stl	Min
		FG-FGA	FG-FGA	FT-FTA	Off	Def	Tot								
03	Heather Bowe	f	2-5	0-0	0-0	0	1	1	2	4	0	1	0	0	11
05	Kady Schrann	g	0-2	0-0	0-0	0	0	0	0	0	0	1	0	0	15
10	Christina Foggie	g	5-16	1-4	5-6	1	4	5	3	16	5	1	1	0	40
11	Jasmine Lister	g	3-12	2-4	5-5	1	4	5	1	13	3	1	1	3	40
25	Morgan Batey	g	2-3	0-0	0-0	3	0	3	2	4	1	2	1	0	16
15	Jasmine Jenkins	g	4-10	2-3	2-2	1	1	2	5	12	4	2	0	0	24
22	Marque's Webb	g	1-3	0-0	2-2	1	2	3	5	4	1	0	0	0	10
23	Kylee Smith	g	5-6	1-1	0-0	1	2	3	2	11	0	4	0	1	29
44	Rayte'a Long	g	1-4	0-0	0-0	2	3	5	3	2	0	1	0	0	15
	Team					2	0	2							
	Totals		23-61	6-12	14-15	12	17	29	23	66	14	13	3	4	200

FG % 1st Half: 11-30 36.7% 2nd half: 12-31 38.7% Game: 23-61 37.7% Deadeball Rebounds 2
3FG % 1st Half: 4-8 50.0% 2nd half: 2-4 50.0% Game: 6-12 50.0%
FT % 1st Half: 4-4 100.0 2nd half: 10-11 90.9% Game: 14-15 93.3%

#13/12 South Carolina 76 • 14-1 (2-0 SEC)

#	Player	Total		3-Ptr		Rebounds			PF	TP	A	TO	Blk	Stl	Min
		FG-FGA	FG-FGA	FT-FTA	Off	Def	Tot								
24	WELCH, Aleighsa	f	2-4	0-0	5-6	1	2	3	4	9	3	1	1	0	24
31	DOZIER, Asia	f	1-7	1-2	2-2	0	1	1	3	5	5	5	0	1	29
33	IBIAM, Elem	c	3-4	0-0	5-6	2	6	8	4	11	0	2	2	0	20
15	DAVIS, Tiffany	g	1-2	0-1	1-1	0	1	1	3	3	2	1	0	0	18
25	MITCHELL, Tiffany	g	6-9	2-2	5-6	0	4	4	4	19	4	1	1	3	36
02	GAINES, Olivia	g	0-0	0-0	2-2	0	1	1	1	2	2	1	0	1	14
23	ROY, Tina	g	1-4	1-2	0-0	0	3	3	0	3	3	0	1	0	31
41	COATES, Alaina	g	11-16	0-0	2-4	4	6	10	2	24	0	3	3	1	28
	Team					0	1	1							
	Totals		25-46	4-7	22-27	7	25	32	22	76	19	15	8	6	200

FG % 1st Half: 15-24 62.5% 2nd half: 10-22 45.5% Game: 25-46 54.3% Deadeball Rebounds 2
3FG % 1st Half: 3-5 60.0% 2nd half: 1-2 50.0% Game: 4-7 57.1%
FT % 1st Half: 8-10 80.0% 2nd half: 14-17 82.4% Game: 22-27 81.5%

Officials: Mark Zentz, Brian Hall, Amy Bonner
Technical fouls: Vanderbilt-None. #13/12 South Carolina-MITCHELL, Tiffany;
TEAM.
Attendance: 4810

Score by periods	1st	2nd	Total
Vanderbilt	30	36	66
#13/12 South Carolina	41	35	76

	In	Off	2nd	Fast	Bench
Points	30	16	15	8	29
VANDY	42	16	8	16	29
SC					

Last FG - VANDY 2nd-00:43, SC 2nd-05:51.
Largest lead - VANDY by 3 1st-12:43, SC by 17 2nd-17:12.

Score tied - 3 times.
Lead changed - 5 times.



Official Basketball Box Score -- Game Totals -- Final Statistics
#13/12 South Carolina vs Arkansas
01/02/14 7 p.m. at Fayetteville, Ark. (Bud Walton Arena)



#13/12 South Carolina 55 • 13-1, 1-0 SEC

#	Player	Total		3-Ptr		Rebounds			PF	TP	A	TO	Blk	Stl	Min
		FG-FGA	FG-FGA	FT-FTA	Off	Def	Tot								
24	WELCH, Aleighsa	f	5-11	0-0	1-3	2	5	7	2	11	2	2	4	1	36
31	DOZIER, Asia	f	4-12	1-3	0-0	0	2	2	2	9	5	7	0	1	40-
33	IBIAM, Elem	c	1-4	0-0	2-2	1	3	4	4	4	0	1	1	0	15
15	DAVIS, Tiffany	g	1-4	0-1	1-2	0	6	6	3	3	1	6	0	0	30
25	MITCHELL, Tiffany	g	5-10	0-0	6-8	3	8	11	4	16	1	3	0	1	35
02	GAINES, Olivia	g	0-1	0-0	1-2	0	1	1	0	1	0	0	0	1	12
23	ROY, Tina	g	0-2	0-1	0-0	0	2	2	1	0	0	0	1	0	6
41	COATES, Alaina	g	5-8	0-0	1-2	2	10	12	3	11	0	2	5	0	26
	Team					2	1	3							
	Totals		21-52	1-5	12-19	10	38	48	19	55	10	21	11	4	200

FG % 1st Half: 13-30 43.3% 2nd half: 8-22 36.4% Game: 21-52 40.4% Deadeball Rebounds 6
3FG % 1st Half: 0-3 0.0% 2nd half: 1-2 50.0% Game: 1-5 20.0%
FT % 1st Half: 2-2 100.0 2nd half: 10-17 58.8% Game: 12-19 63.2%

Arkansas 51 • 13-1, 0-1 SEC

#	Player	Total		3-Ptr		Rebounds			PF	TP	A	TO	Blk	Stl	Min
		FG-FGA	FG-FGA	FT-FTA	Off	Def	Tot								
00	JACKSON, Jessica	f	4-18	3-9	3-4	0	5	5	3	14	1	2	4	1	34
01	PEAK, Keira	f	7-14	0-1	0-1	1	2	3	4	14	0	1	0	3	28
42	BOWEN, Jhasmin	f	2-9	0-0	3-4	5	7	12	4	7	1	2	0	1	31
03	ADAMS, McKenzie	g	2-10												



Official Basketball Box Score -- Game Totals -- Final Statistics
#10/11 South Carolina vs Auburn
01/12/14 1:30 p.m. CT at Auburn, Ala. -- Auburn Arena



#10/11 South Carolina 72 • 16-1, 3-0 SEC

Table with columns: ## Player, FG-FGA, 3-Ptr, Rebounds, PF, TP, A TO Blk Stl, Min. Lists player stats for SC and Auburn.

FG % 1st Half: 11-25 44.0% 2nd half: 11-16 68.8% Game: 22-41 53.7%
3FG % 1st Half: 2-7 28.6% 2nd half: 3-5 60.0% Game: 5-12 41.7%
FT % 1st Half: 15-17 88.2% 2nd half: 8-17 47.1% Game: 23-34 67.6%

Auburn 66 • 10-6, 1-2 SEC

Table with columns: ## Player, FG-FGA, 3-Ptr, Rebounds, PF, TP, A TO Blk Stl, Min. Lists player stats for Auburn.

FG % 1st Half: 12-27 44.4% 2nd half: 11-31 35.5% Game: 23-58 39.7%
3FG % 1st Half: 2-3 66.7% 2nd half: 2-10 20.0% Game: 4-13 30.8%
FT % 1st Half: 13-17 76.5% 2nd half: 3-5 60.0% Game: 16-22 72.7%

Officials: Eric Brewton (R), Laura Morris (U1), Mary Day (U2)
Technical fouls: #10/11 South Carolina-None. Auburn-None.
Attendance: 2453

Score by periods table with columns: 1st, 2nd, Total. Shows scores for SC and Auburn.

Last FG - SC 2nd-02:17, AU 2nd-00:23.
Largest lead - SC by 11 2nd-02:17, AU by 12 1st-08:31.



Official Basketball Box Score -- Game Totals -- Final Statistics
#8/8 South Carolina vs #25/21 Texas A&M
01/16/14 7 p.m. at College Station, Texas (Reed Arena)



#8/8 South Carolina 65 • 16-2, 4-1 SEC

Table with columns: ## Player, FG-FGA, 3-Ptr, Rebounds, PF, TP, A TO Blk Stl, Min. Lists player stats for SC and TAMU.

FG % 1st Half: 7-29 24.1% 2nd half: 15-27 55.6% OT: 3-5 60.0% Game: 25-61 41.0%
3FG % 1st Half: 0-5 0.0% 2nd half: 3-4 75.0% OT: 2-2 100.0% Game: 5-11 45.5%
FT % 1st Half: 3-7 42.9% 2nd half: 6-10 60.0% OT: 1-4 25.0% Game: 10-21 47.6%

#25/21 Texas A&M 67 • 14-4, 4-0 SEC

Table with columns: ## Player, FG-FGA, 3-Ptr, Rebounds, PF, TP, A TO Blk Stl, Min. Lists player stats for TAMU.

FG % 1st Half: 14-39 35.9% 2nd half: 7-25 28.0% OT: 4-8 50.0% Game: 25-72 34.7%
3FG % 1st Half: 2-2 100.0% 2nd half: 0-2 0.0% OT: 0-0 0.0% Game: 2-4 50.0%
FT % 1st Half: 4-5 80.0% 2nd half: 8-11 72.7% OT: 3-4 75.0% Game: 15-20 75.0%

Officials: Beverly Roberts, Felicia Grinter, Greg Small
Technical fouls: #8/8 South Carolina-None. #25/21 Texas A&M-None.
Attendance: 5778

Score by periods table with columns: 1st, 2nd, OT, Total. Shows scores for SC and TAMU.

Last FG - SC OT-00:01, TAMU OT-00:58.
Largest lead - SC by 5 1st-13:23, TAMU by 19 1st-00:29.



Official Basketball Box Score -- Game Totals -- Final Statistics
Alabama vs #8/8 South Carolina
01/19/14 3 p.m. at Columbia, S.C./Colonial Life Arena



Alabama 51 • 8-10, 1-4 SEC

Table with columns: ## Player, FG-FGA, 3-Ptr, Rebounds, PF, TP, A TO Blk Stl, Min. Lists player stats for Alabama.

FG % 1st Half: 10-25 40.0% 2nd half: 9-33 27.3% Game: 19-58 32.8%
3FG % 1st Half: 2-5 40.0% 2nd half: 1-9 11.1% Game: 3-14 21.4%
FT % 1st Half: 4-6 66.7% 2nd half: 6-9 66.7% Game: 10-15 66.7%

#8/8 South Carolina 77 • 17-2, 5-1 SEC

Table with columns: ## Player, FG-FGA, 3-Ptr, Rebounds, PF, TP, A TO Blk Stl, Min. Lists player stats for SC.

FG % 1st Half: 17-33 51.5% 2nd half: 13-25 52.0% Game: 30-58 51.7%
3FG % 1st Half: 4-7 57.1% 2nd half: 3-5 60.0% Game: 7-12 58.3%
FT % 1st Half: 5-5 100.0% 2nd half: 5-6 83.3% Game: 10-11 90.9%

Officials: Dee Kantner, Kelly Johnson, Jennifer Rezac
Technical fouls: Alabama-None. #8/8 South Carolina-None.
Attendance: 7740

Score by periods table with columns: 1st, 2nd, Total. Shows scores for Alabama and SC.

Last FG - UA 2nd-02:41, SC 2nd-00:32.
Largest lead - UA None, SC by 29 2nd-13:09.



Official Basketball Box Score -- Game Totals -- Final Statistics
#10/11 South Carolina vs #16/19 Vanderbilt
01/26/14 1 p.m. at Nashville, Tenn. (Memorial Gym)



#10/11 South Carolina 61 • 18-2, 6-1 SEC

Table with columns: ## Player, FG-FGA, 3-Ptr, Rebounds, PF, TP, A TO Blk Stl, Min. Lists player stats for SC and Vanderbilt.

FG % 1st Half: 13-25 52.0% 2nd half: 14-25 56.0% Game: 27-50 54.0%
3FG % 1st Half: 0-2 0.0% 2nd half: 0-0 0.0% Game: 0-2 0.0%
FT % 1st Half: 5-6 83.3% 2nd half: 2-3 66.7% Game: 7-9 77.8%

#16/19 Vanderbilt 57 • 16-4, 5-2 SEC

Table with columns: ## Player, FG-FGA, 3-Ptr, Rebounds, PF, TP, A TO Blk Stl, Min. Lists player stats for Vanderbilt.

FG % 1st Half: 11-28 39.3% 2nd half: 11-31 35.5% Game: 22-59 37.3%
3FG % 1st Half: 0-2 0.0% 2nd half: 1-3 33.3% Game: 1-5 20.0%
FT % 1st Half: 5-9 55.6% 2nd half: 7-10 70.0% Game: 12-19 63.2%

Officials: Jesse Dickerson, Scott Yarbrough, Gina Cross
Technical fouls: #10/11 South Carolina-None. #16/19 Vanderbilt-None.
Attendance: 3554

Score by periods table with columns: 1st, 2nd, Total. Shows scores for SC and Vanderbilt.

Last FG - SC 2nd-00:32, VU 2nd-03:17.
Largest lead - SC by 8 1st-06:56, VU by 1 2nd-15:47.



Official Basketball Box Score -- Game Totals -- Final Statistics
Ole Miss vs #7/8 South Carolina
 01/30/14 7 p.m. at Columbia, S.C./Colonial Life Arena



Ole Miss 70 • 10-12, 1-7 SEC

#	Player	Total		3-Ptr			Rebounds			PF	TP	A	TO	Blk	Stl	Min
		FG-FGA	FG-FGA	FT-FTA	Off	Def	Tot									
21	Joseph,Shequila	f	0-5	0-0	0-0	0	1	1	2	0	1	2	2	0	22	
22	McCray,Danielle	f	1-5	0-0	1-2	1	1	2	2	3	1	0	0	3	23	
32	Faleru,Tia	f	5-7	0-0	9-13	5	3	8	1	19	2	0	0	0	24	
03	McFarland,Valencia	g	9-19	3-6	3-4	1	3	4	3	24	2	6	0	0	38	
10	Moore,Diara	g	2-6	0-0	5-6	2	0	2	2	9	4	0	0	0	29	
04	Ortiz,Claudia	g	0-1	0-0	0-0	0	0	0	1	0	0	0	0	0	2	
11	Jenkins,Kenyotta	g	5-9	0-0	0-0	3	0	3	4	10	0	0	0	0	13	
12	Frizzell,Gracie	g	0-3	0-2	0-0	0	4	4	3	0	1	0	0	0	25	
20	Singletary,Amber	g	0-1	0-1	2-2	0	0	0	5	2	0	0	0	0	16	
24	Hart,Bretta	g	0-1	0-0	1-2	1	0	1	0	1	0	0	0	0	3	
42	Jackson,Monique	g	1-1	0-0	0-2	1	0	1	4	2	0	0	0	0	5	
	Team					1	0	1	1							
	Totals		23-58	3-14	21-31	15	12	27	28	70	11	8	2	3	200	

FG % 1st Half: 9-33 27.3% 2nd half: 14-25 56.0% Game: 23-58 39.7% Deadball Rebounds 2
 3FG % 1st Half: 0-7 0.0% 2nd half: 3-7 42.9% Game: 3-14 21.4%
 FT % 1st Half: 7-12 58.3% 2nd half: 14-19 73.7% Game: 21-31 67.7%

#7/8 South Carolina 99 • 19-2, 7-1 SEC

#	Player	Total		3-Ptr			Rebounds			PF	TP	A	TO	Blk	Stl	Min
		FG-FGA	FG-FGA	FT-FTA	Off	Def	Tot									
24	WELCH, Aleighsa	f	4-5	0-0	3-4	3	1	4	2	11	2	1	0	2	25	
31	DOZIER, Asia	f	1-4	0-1	2-4	0	1	1	1	4	6	2	0	1	23	
33	IBIAM, Elem	c	6-7	0-0	2-2	2	6	8	5	14	0	2	5	0	18	
05	SESSIONS, Khadijah	g	3-5	1-2	4-5	0	2	2	2	11	3	1	1	1	23	
25	MITCHELL, Tiffany	g	4-9	1-2	6-6	0	3	3	1	15	8	0	1	2	30	
00	FARMER, India	g	0-1	0-1	0-0	0	0	0	1	0	0	0	0	0	2	
02	GAINES, Olivia	g	0-2	0-0	1-2	0	1	1	2	1	0	0	0	0	10	
12	MONTOUT, Wilka	g	2-2	0-0	0-0	2	0	2	2	4	0	0	0	0	13	
15	DAVIS, Tiffany	g	2-3	2-2	5-6	0	2	2	1	11	1	2	0	0	16	
21	MORRISON, LeAnna	g	0-1	0-1	1-2	0	0	0	3	1	0	0	0	0	3	
23	ROY, Tina	g	1-2	1-2	0-0	0	1	1	0	3	2	2	0	0	15	
41	COATES, Alaina	g	8-10	0-0	8-10	3	9	12	3	24	0	1	0	1	22	
	Team					2	0	2								
	Totals		31-51	5-11	32-41	12	26	38	23	99	22	11	7	7	200	

FG % 1st Half: 15-25 60.0% 2nd half: 16-26 61.5% Game: 31-51 60.8% Deadball Rebounds 5,2
 3FG % 1st Half: 1-5 20.0% 2nd half: 4-6 66.7% Game: 5-11 45.5%
 FT % 1st Half: 13-15 86.7% 2nd half: 19-26 73.1% Game: 32-41 78.0%

Officials: Eric Brewton, Roy Gulbeyan, Troy Winder
 Technical fouls: Ole Miss-Jenkins,Kenyotta; TEAM. #7/8 South Carolina-None.
 Attendance: 5344

Score by periods	1st	2nd	Total
Ole Miss	25	45	70
#7/8 South Carolina	44	55	99

Points	In	Off	2nd	Fast	Bench
UM	34	13	16	10	15
SC	50	17	19	12	44

Last FG - UM 2nd-04:51, SC 2nd-02:36.
 Largest lead - UM None, SC by 34 2nd-02:36.

Score tied - 1 time.
 Lead changed - 0 times.



Official Basketball Box Score -- Game Totals -- Final Statistics
#6/7 South Carolina vs Mississippi State
 02/06/14 7 p.m. at Starkville, Miss. (Humphrey Coliseum)



#6/7 South Carolina 71 • 21-2 (9-1 SEC)

#	Player	Total		3-Ptr			Rebounds			PF	TP	A	TO	Blk	Stl	Min
		FG-FGA	FG-FGA	FT-FTA	Off	Def	Tot									
24	WELCH, Aleighsa	f	5-16	0-0	8-9	6	5	11	1	18	4	0	2	1	38	
31	DOZIER, Asia	f	4-8	2-3	0-0	1	2	3	3	10	4	2	0	1	27	
33	IBIAM, Elem	c	2-4	0-0	1-1	2	3	5	3	5	0	1	7	0	23	
05	SESSIONS, Khadijah	g	4-5	1-2	5-7	0	2	2	2	14	3	3	0	0	26	
25	MITCHELL, Tiffany	g	1-3	1-1	4-4	1	1	2	2	7	0	5	0	0	19	
02	GAINES, Olivia	g	0-0	0-0	0-0	1	0	1	0	0	0	1	0	0	3	
12	MONTOUT, Wilka	g	0-1	0-1	0-0	0	0	0	0	0	0	0	0	0	4	
15	DAVIS, Tiffany	g	2-4	0-2	0-0	0	0	0	0	4	0	1	0	0	13	
23	ROY, Tina	g	2-4	1-3	0-0	1	7	8	2	5	4	0	2	0	26	
41	COATES, Alaina	g	3-7	0-0	2-2	1	4	5	2	8	0	0	3	0	21	
	Team					1	2	3			1					
	Totals		23-52	5-12	20-23	14	26	40	15	71	15	14	14	2	200	

FG % 1st Half: 14-32 43.8% 2nd half: 9-20 45.0% Game: 23-52 44.2% Deadball Rebounds 2,2
 3FG % 1st Half: 1-6 16.7% 2nd half: 4-6 66.7% Game: 5-12 41.7%
 FT % 1st Half: 5-6 83.3% 2nd half: 15-17 88.2% Game: 20-23 87.0%

Mississippi State 64 • 16-8 (3-7 SEC)

#	Player	Total		3-Ptr			Rebounds			PF	TP	A	TO	Blk	Stl	Min
		FG-FGA	FG-FGA	FT-FTA	Off	Def	Tot									
03	Breanna Richardson	f	2-9	0-0	3-3	2	3	5	3	7	0	1	1	0	18	
10	Martha Alwal	c	4-10	0-0	2-4	2	2	4	5	10	0	2	2	2	28	
00	Dominique Dillingham	g	2-5	1-1	0-0	2	0	2	1	5	0	0	0	1	19	
11	Katia May	g	1-5	0-1	2-3	0	0	0	2	4	2	1	0	0	21	
51	Savannah Carter	g	4-7	0-1	2-4	2	5	7	2	10	2	0	0	1	36	
05	Sherise Williams	g	1-1	0-0	0-0	0	0	0	1	2	0	1	1	0	11	
13	Ketara Chapel	g	1-6	1-1	6-6	2	2	4	0	9	1	0	1	1	23	
14	Kendra Grant	g	2-12	0-3	2-2	2	1	3	2	6	3	0	0	1	25	
21	Jerica James	g	4-8	3-5	0-0	0	0	0	3	11	4	0	0	0	19	
	Team					3	3	6								
	Totals		21-63	5-12	17-22	15	16	31	19	64	12	5	5	6	200	

FG % 1st Half: 9-32 28.1% 2nd half: 12-31 38.7% Game: 21-63 33.3% Deadball Rebounds 4
 3FG % 1st Half: 1-3 33.3% 2nd half: 4-9 44.4% Game: 5-12 41.7%
 FT % 1st Half: 10-14 71.4% 2nd half: 7-8 87.5% Game: 17-22 77.3%

Officials: Dees Kantner, Michael Price, Brian Hall
 Technical fouls: #6/7 South Carolina-None. Mississippi State-None.
 Attendance: 2323

Score by periods	1st	2nd	Total
#6/7 South Carolina	34	37	71
Mississippi State	29	35	64

Points	In	Off	2nd	Fast	Bench
SC	32	6	14	6	17
MS	16	12	11	0	28

Last FG - SC 2nd-00:50, MS 2nd-00:11.
 Largest lead - SC by 12 1st-01:47, MS by 3 1st-19:10.

Score tied - 0 times.
 Lead changed - 1 time.



Official Basketball Box Score -- Game Totals -- Final Statistics
Missouri vs #7/8 South Carolina
 02/02/14 3 p.m. at Columbia, S.C./Colonial Life Arena



Missouri 62 • 14-8, 3-6 SEC

#	Player	Total		3-Ptr			Rebounds			PF	TP	A	TO	Blk	Stl	Min
		FG-FGA	FG-FGA	FT-FTA	Off	Def	Tot									
13	Kulas,Bri	f	8-17	3-5	2-4	1	9	10	4	21	2	0	1	0	34	
22	Frericks,Jordan	f	0-3	0-0	1-2	1	2	3	5	1	4	2	0	1	21	
01	Doty,Lianna	g	1-2	1-1	1-2	1	2	3	2	4	2	7	0	0	21	
02	Stock,Morgan	g	3-8	1-5	0-0	0	1	1	3	7	2	1	0	0	27	
30	Eye,Morgan	g	4-7	4-5	2-2	1	0	1	3	14	0	1	0	1	28	
00	Saunders,Darian	g	0-0	0-0	0-0	0	2	2	2	0	0	1	0	0	3	
03	Fowler,Bree	g	2-4	0-1	2-2	1	0	1	2	6	0	1	0	1	16	
10	Stock,Maddie	g	0-2	0-1	0-0	0	0	0	1	0	0	1	0	0	5	
11	Cunningham,Lindsey	g	1-3	0-0	3-4	0	0	0	2	5	2	2	0	0	19	
12	Hudyn,Michelle	g	0-1	0-0	0-0	2	0	2	1	0	1	1	0	0	7	
20	McDowell,Kayla	g	0-3	0-0	0-0	0	2	2	5	0	2	1	1	0	13	
24	Michaelis,Sierra	g	2-5	0-1	0-0	2	2	4	3	4	1	0	0	0	6	
	Team					4	0	4								
	Totals		21-55	9-19	11-16	13	20	33	33	62	16	19	2	3	200	

FG % 1st Half: 10-23 43.5% 2nd half: 11-32 34.4% Game: 21-55 38.2% Deadball Rebounds 1,3
 3FG % 1st Half: 3-6 50.0% 2nd half: 6-13 46.2% Game: 9-19 47.4%
 FT % 1st Half: 2-2 100.0 2nd half: 9-14 64.3% Game: 11-16 68.8%

#7/8 South Carolina 78 • 20-2, 8-1 SEC

#	Player	Total		3-Ptr			Rebounds			PF	TP	A	TO	Blk	Stl	Min
		FG-FGA	FG-FGA	FT-FTA	Off	Def	Tot									
24	WELCH, Aleighsa	f	5-9	0-0	1-4	2	3	5	4	11	0	0	1	0	26	
31	DOZIER, Asia	f	3-6	3-4	2-4	1	2	3	4	11	4	0	1	1	33	
33	IBIAM, Elem	c	3-4	0-0	4-6	2	4	6	3	10	0	2	3	0	24	
05	SESSIONS, Khadijah	g	3-7	0-3	7-12	0	2	2	3	13	6	2	0	4	34	
25	MITCHELL, Tiffany	g	5-10	2-2	8-11											



2013-14 South Carolina Basketball
South Carolina Game-by-Game Highs (as of Feb 06, 2014)
All games



Opponent	Date	Score	Points	Rebounds	Assists	Steals	Blocked shots
CHARLESTON SOUTHERN	11/08/13	99-29	20-COATES, Alaina	8-WELCH, Aleighsa	7-ROY, Tina	5-MITCHELL, Tiffany	5-IBIAM, Elem
LOUISIANA TECH	11/10/13	68-45	14-WELCH, Aleighsa	10-WELCH, Aleighsa COATES, Alaina	5-SESSIONS, Khadij	2-SESSIONS, Khadij	3-IBIAM, Elem
COLL. OF CHARLESTON	11/14/13	81-54	16-DOZIER, Asia	17-WELCH, Aleighsa	4-SESSIONS, Khadij	2-WELCH, Aleighsa	3-IBIAM, Elem COATES, Alaina
SETON HALL	11/17/13	88-67	18-IBIAM, Elem	8-IBIAM, Elem WELCH, Aleighsa COATES, Alaina	5-SESSIONS, Khadij	2-DOZIER, Asia	4-COATES, Alaina
at Clemson	11/20/13	68-43	17-WELCH, Aleighsa	10-WELCH, Aleighsa	5-MITCHELL, Tiffany	2-COATES, Alaina MITCHELL, Tiffany	3-WELCH, Aleighsa
at San Diego State	11/23/13	88-54	21-COATES, Alaina	8-COATES, Alaina	9-MITCHELL, Tiffany	4-SESSIONS, Khadij	1-COATES, Alaina ROY, Tina WELCH, Aleighsa IBIAM, Elem
at USC	11/25/13	70-50	22-MITCHELL, Tiffany	9-COATES, Alaina	4-MITCHELL, Tiffany	5-MITCHELL, Tiffany	2-IBIAM, Elem
NC CENTRAL	12/02/13	79-27	19-MITCHELL, Tiffany	7-COATES, Alaina	6-SESSIONS, Khadij	3-MITCHELL, Tiffany	2-COATES, Alaina
at Charlotte	12/08/13	76-61	19-IBIAM, Elem	9-IBIAM, Elem	4-MITCHELL, Tiffany DOZIER, Asia	3-WELCH, Aleighsa MITCHELL, Tiffany	3-IBIAM, Elem
vs #14/13 North Carolina	12/18/13	66-74	23-WELCH, Aleighsa	6-WELCH, Aleighsa	2-GAINES, Olivia	2-MITCHELL, Tiffany SESSIONS, Khadija IBIAM, Elem	4-IBIAM, Elem
WINTHROP	12/20/13	69-61	20-MITCHELL, Tiffany	9-IBIAM, Elem	7-MITCHELL, Tiffany	2-WELCH, Aleighsa	3-IBIAM, Elem
SC STATE	12/22/13	70-26	23-COATES, Alaina	9-MITCHELL, Tiffany IBIAM, Elem	4-MITCHELL, Tiffany	1-DOZIER, Asia GAINES, Olivia ROY, Tina IBIAM, Elem DAVIS, Tiffany WELCH, Aleighsa MITCHELL, Tiffany	3-COATES, Alaina
SAVANNAH STATE	12/28/13	82-40	18-MITCHELL, Tiffany	12-COATES, Alaina	5-WELCH, Aleighsa	5-MITCHELL, Tiffany	3-COATES, Alaina
at Arkansas	01/02/14	55-51	16-MITCHELL, Tiffany	12-COATES, Alaina	5-DOZIER, Asia	1-GAINES, Olivia DOZIER, Asia WELCH, Aleighsa MITCHELL, Tiffany	5-COATES, Alaina
VANDERBILT	01/05/14	76-66	24-COATES, Alaina	10-COATES, Alaina	5-DOZIER, Asia	3-MITCHELL, Tiffany	3-COATES, Alaina
#9/10 KENTUCKY	01/09/14	68-59	17-MITCHELL, Tiffany	17-COATES, Alaina	4-DOZIER, Asia	2-MITCHELL, Tiffany	6-IBIAM, Elem
at Auburn	01/12/14	72-66	18-MITCHELL, Tiffany	6-COATES, Alaina	3-SESSIONS, Khadij DOZIER, Asia WELCH, Aleighsa	6-MITCHELL, Tiffany	1-COATES, Alaina WELCH, Aleighsa IBIAM, Elem
at #25/21 Texas A&M	01/16/14	65-67	20-WELCH, Aleighsa	16-WELCH, Aleighsa	3-SESSIONS, Khadij	1-GAINES, Olivia WELCH, Aleighsa COATES, Alaina SESSIONS, Khadija	4-IBIAM, Elem
ALABAMA	01/19/14	77-51	18-IBIAM, Elem	10-WELCH, Aleighsa	8-MITCHELL, Tiffany	1-GAINES, Olivia MITCHELL, Tiffany	2-MITCHELL, Tiffany IBIAM, Elem COATES, Alaina
at #16/19 Vanderbilt	01/26/14	61-57	14-MITCHELL, Tiffany	9-IBIAM, Elem	3-MITCHELL, Tiffany WELCH, Aleighsa	4-MITCHELL, Tiffany	4-COATES, Alaina
OLE MISS	01/30/14	99-70	24-COATES, Alaina	12-COATES, Alaina	8-MITCHELL, Tiffany	2-WELCH, Aleighsa MITCHELL, Tiffany	5-IBIAM, Elem
MISSOURI	02/02/14	78-62	20-MITCHELL, Tiffany	9-MITCHELL, Tiffany	6-SESSIONS, Khadij	4-MITCHELL, Tiffany SESSIONS, Khadija	4-COATES, Alaina
at Mississippi State	02/06/14	71-64	18-WELCH, Aleighsa	11-WELCH, Aleighsa	4-WELCH, Aleighsa ROY, Tina DOZIER, Asia	1-WELCH, Aleighsa DOZIER, Asia	7-IBIAM, Elem



2013-14 South Carolina Basketball
South Carolina Points-Rebounds-Assists (as of Feb 06, 2014)
All games



Opponent	Date	Score	00	02	05	12	15	21	23	24	25	31	33	41
			FARMER	JIND GAINES	OLLI SESSIONS	K MONTOUT	TW DAVIS	TJFF MORRISON	L ROY	TINA WELCH	ALEI MITCHELL	T DOZIER	RASI IBIA	ELEM COATES
CSU	11/08/13	99-29 w	0-0-0	4-4-5	10-2-3	7-4-1	5-2-1	0-1-1	5-3-7	15-8-0	12-1-1	4-3-5	17-6-0	20-7-1
LATECH	11/10/13	68-45 w	0-0-0	2-4-3	7-1-5	0-3-0	3-2-1	0-0-0	2-1-2	14-10-3	10-4-3	7-1-0	11-8-1	12-10-0
COFC	11/14/13	81-54 w	0-0-0	2-1-0	2-1-4	2-8-0	7-1-3	0-1-1	6-0-2	12-17-2	11-8-1	16-2-3	12-6-0	11-14-0
SHU	11/17/13	88-67 w	DNP	0-1-1	17-3-5	0-0-1	0-1-0	2-0-0	5-2-1	15-8-4	15-3-4	6-4-2	18-8-0	10-8-1
at CU	11/20/13	68-43 w	0-0-0	DNP	10-3-3	1-4-0	0-0-1	0-0-0	3-3-0	17-10-4	14-6-5	4-9-0	10-6-1	9-6-0
at SDSU	11/23/13	88-54 w	DNP	1-1-1	12-0-5	2-2-0	0-0-3	0-1-1	6-1-2	8-4-2	17-3-9	16-3-0	5-4-1	21-8-0
at USC	11/25/13	70-50 w	DNP	DNP	7-1-3	0-2-1	DNP	0-0-0	11-3-0	14-6-1	22-6-4	4-2-2	4-5-1	8-9-0
NCCU	12/02/13	79-27 w	3-3-0	4-5-4	7-0-6	5-1-1	DNP	3-2-0	2-6-5	13-4-1	19-3-1	6-2-1	2-3-0	15-7-1
at CHA	12/08/13	76-61 w	DNP	0-1-0	6-2-3	3-2-0	0-0-0	2-0-0	1-2-1	18-6-0	15-3-4	10-5-4	19-9-0	2-4-0
vs NC	12/18/13	66-74 L	DNP	2-1-2	4-2-1	0-1-0	0-0-0	DNP	2-4-0	23-6-0	18-5-1	3-3-1	14-5-1	0-1-0
WU	12/20/13	69-61 w	DNP	2-1-1	DNP	2-3-0	3-4-2	DNP	0-0-0	14-8-2	20-1-7	13-2-5	12-9-0	3-3-0
SCSUW	12/22/13	70-26 w	0-1-0	6-4-2	DNP	2-5-0	6-1-3	0-1-0	7-1-2	8-5-3	5-9-4	4-4-3	9-9-1	23-5-1
SSU	12/28/13	82-40 w	0-0-0	7-0-1	DNP	0-0-0	8-1-0	1-2-0	2-2-2	14-3-5	18-7-4	10-1-1	5-9-0	17-12-0
at AR	01/02/14	55-51 w	DNP	1-1-1	DNP	DNP	3-6-1	DNP	0-2-0	11-7-2	16-11-1	9-2-5	4-4-0	11-12-0
VANDY	01/05/14	76-66 w	DNP	2-1-2	DNP	DNP	3-1-2	DNP	3-3-3	9-3-3	19-4-4	5-1-5	11-8-0	24-10-0
UK	01/09/14	68-59 w	DNP	2-0-0	3-1-0	DNP	0-0-1	DNP	11-2-3	16-14-3	17-7-3	0-1-4	9-4-0	10-17-0
at AU	01/12/14	72-66 w	DNP	1-0-0	9-1-3	0-1-1	0-1-0	DNP	7-1-1	10-5-3	18-2-1	9-5-3	4-3-0	14-6-0
at TAMU	01/16/14	65-67 L	DNP	5-2-0	2-0-3	1-1-0	0-1-0	DNP	1-1-0	20-16-2	19-8-1	5-3-0	4-12-2	8-5-0
UA	01/19/14	77-51 w	3-0-0	4-3-3	3-0-3	6-1-0	0-0-0	0-0-0	6-2-3	12-10-1	7-6-8	8-3-5	18-7-1	10-9-1
at VU	01/26/14	61-57 w	DNP	2-1-0	6-3-0	4-1-0	0-1-1	DNP	0-1-1	10-6-3	14-7-3	9-3-2	10-9-0	6-5-0
UM	01/30/14	99-70 w	0-0-0	1-1-0	11-2-3	4-2-0	11-2-1	1-0-0	3-1-2	11-4-2	15-3-8	4-1-6	14-8-0	24-12-0
MU	02/02/14	78-62 w	0-0-0	0-0-0	13-2-6	0-0-0	0-0-2	0-0-0	0-1-0	11-5-0	20-9-3	11-3-4	10-6-0	13-5-1
at MS	02/06/14	71-64 w	DNP	0-1-0	14-2-3	0-0-0	4-0-0	DNP	5-8-4	18-11-4	7-2-0	10-3-4	5-5-0	8-5-0



2013-14 South Carolina Basketball
 South Carolina Team Game-by-Game Comparison (as of Feb 06, 2014)
 All games



Opponent	1st	2nd	Score	Mar	Total FG	FG Pct	3-Pointers	3FG Pct	Free Throws	FT Pct	Rebounds	Assist	T/Over	Block	Steal	Fouls
CHARLESTON SOUTHERN	52/13	47/16	99-29	+70	39-64/10-54	.609/.185	3-6/4-23	.500/.174	18-28/5-6	.643/.833	46/25	25/6	10/25	12/5	17/5	9/19
LOUISIANA TECH	31/17	37/28	68-45	+23	28-62/18-50	.452/.360	4-18/4-7	.222/.571	8-22/5-14	.364/.357	47/29	18/10	13/17	4/2	6/7	15/22
COLL. OF CHARLESTON	46/34	35/20	81-54	+27	25-66/21-68	.379/.309	9-28/3-13	.321/.231	22-42/9-18	.524/.500	62/38	16/12	12/10	8/2	5/5	15/27
SETON HALL	41/39	47/28	88-67	+21	26-45/26-67	.578/.388	6-12/6-11	.500/.545	30-44/9-18	.682/.500	38/30	19/4	11/8	9/2	6/5	16/28
Clemson	27/15	41/28	68-43	+25	26-57/14-48	.456/.292	4-16/3-7	.250/.429	12-18/12-19	.667/.632	49/27	14/7	12/11	5/2	6/5	13/17
San Diego State	43/32	45/22	88-54	+34	29-55/21-48	.527/.438	9-23/1-8	.391/.125	21-31/8-15	.677/.533	30/31	24/10	8/25	4/1	12/5	18/25
USC	30/24	40/26	70-50	+20	24-48/20-52	.500/.385	2-6/1-11	.333/.091	20-26/9-18	.769/.500	35/30	12/12	19/22	3/4	8/10	18/21
NC CENTRAL	46/15	33/12	79-27	+52	31-53/8-50	.565/.160	6-18/1-14	.333/.071	11-16/10-12	.688/.833	38/28	20/6	7/16	4/1	7/3	11/13
Charlotte	33/32	43/29	76-61	+15	25-53/24-53	.472/.453	1-6/3-13	.167/.231	25-33/10-12	.758/.833	36/29	12/10	15/18	7/0	10/6	13/24
#14/13 North Carolina	27/39	39/35	66-74	(8)	23-56/28-61	.411/.459	1-11/4-16	.091/.250	19-29/14-17	.655/.824	33/43	6/12	14/17	6/3	7/5	18/23
WINTHROP	37/23	32/38	69-61	+8	24-48/24-59	.500/.407	8-19/4-8	.421/.500	13-24/9-10	.542/.900	34/30	17/13	20/13	5/2	4/8	12/21
SC STATE	37/12	33/14	70-26	+44	26-57/12-49	.456/.245	5-12/2-19	.417/.105	7-22/0-0	.722/.000	47/21	19/7	14/16	5/1	7/8	11/14
SAVANNAH STATE	43/25	39/15	82-40	+42	24-47/13-49	.511/.285	4-6/2-10	.667/.200	30-48/12-14	.625/.857	39/27	13/6	10/19	5/3	10/4	17/31
Arkansas	28/16	27/35	55-51	+4	21-52/18-69	.404/.261	1-5/5-19	.200/.263	12-19/10-14	.632/.714	48/38	10/8	21/10	11/6	4/11	19/20
VANDERBILT	41/30	35/36	76-66	+10	25-46/23-61	.543/.377	4-7/6-12	.571/.500	22-27/14-15	.815/.933	32/29	19/14	15/13	8/3	6/4	22/23
#9/10 KENTUCKY	34/24	34/35	68-59	+9	24-60/23-73	.400/.315	2-7/1-8	.286/.125	18-30/12-22	.600/.545	53/43	14/10	16/10	14/5	3/5	17/26
Auburn	39/39	33/27	72-66	+6	22-41/23-58	.537/.397	5-12/4-13	.417/.308	23-34/16-22	.676/.727	27/32	12/15	20/18	3/6	10/8	19/27
#25/21 Texas A&M	17/34	39/22	65-67	(2)	28-61/25-72	.410/.347	5-11/2-4	.455/.500	10-21/15-20	.476/.750	53/41	8/13	20/8	7/3	4/9	21/19
ALABAMA	43/26	34/25	77-51	+26	30-58/19-58	.517/.328	7-12/3-14	.583/.214	10-11/10-15	.909/.667	43/24	25/10	15/10	7/3	2/9	15/14
#16/19 Vanderbilt	31/27	30/30	61-57	+4	21-50/22-59	.540/.373	0-2/1-5	.000/.200	7-9/12-19	.778/.632	38/28	10/11	24/10	8/0	4/7	24/18
OLE MISS	44/25	55/45	99-70	+29	31-51/23-58	.608/.397	5-13/9-14	.455/.214	32-41/21-31	.780/.677	38/27	22/11	11/8	7/2	7/3	23/28
MISSOURI	48/25	30/37	78-62	+16	24-49/21-55	.490/.382	5-13/9-19	.385/.474	25-46/11-16	.543/.688	35/33	16/16	11/19	9/2	9/3	20/33
Mississippi State	34/29	37/35	71-64	+7	23-52/21-63	.442/.333	5-12/5-12	.417/.417	20-23/17-22	.870/.773	40/31	15/12	14/5	14/5	2/6	15/19

Note: Game totals are displayed in the format TEAM/OPPONENT for each category



2013-14 South Carolina Basketball
 South Carolina Combined Team Statistics (as of Feb 06, 2014)
Conference games



RECORD:	OVERALL	HOME	AWAY	NEUTRAL
ALL GAMES	9-1	5-0	4-1	0-0
CONFERENCE	9-1	5-0	4-1	0-0
NON-CONFERENCE	0-0	0-0	0-0	0-0

##	Player	gp-gs	min	avg	Total		3-Point		F-Throw		Rebounds				pf	dq	a	to	blk	stl	pts	avg	
					fg-fga	fg%	3fg-fga	3fg%	ft-fa	ft%	off	def	tot	avg									
25	MITCHELL, Tiffany	10-10	335	33.5	49-96	.510	10-14	.714	44-52	.846	9	50	59	5.9	26	0	32	31	7	23	152	15.2	
41	COATES, Alaina	10-0	220	22.0	49-81	.605	0-0	.000	30-51	.588	27	59	86	8.6	26	1	2	17	26	5	128	12.8	
24	WELCH, Aleighsa	10-10	319	31.9	47-97	.485	1-1	1.000	33-53	.623	37	44	81	8.1	22	0	23	26	14	7	128	12.8	
33	BIAM, Elem	10-10	227	22.7	34-59	.576	0-0	.000	21-26	.808	15	51	66	6.6	34	1	3	16	32	0	89	8.9	
05	SESSIONS, Khadijah	8-5	190	23.8	16-32	.500	5-13	.385	24-34	.706	2	9	11	1.4	19	0	21	15	1	6	61	7.6	
31	DOZIER, Asia	10-10	295	29.5	25-69	.362	12-26	.462	8-15	.533	2	23	25	2.5	26	0	38	28	3	5	70	7.0	
23	ROY, Tina	10-0	166	16.6	14-43	.326	5-21	.238	3-7	.429	2	20	22	2.2	5	0	17	7	5	1	36	3.6	
12	MONTOUT, Wilka	7-0	43	6.1	5-7	.714	2-4	.500	3-4	.750	4	2	6	0.9	8	0	1	2	0	0	15	2.1	
15	DAVIS, Tiffany	10-4	125	12.5	6-19	.316	2-9	.222	7-9	.778	0	12	12	1.2	15	0	8	16	0	0	21	2.1	
02	GAINES, Olivia	10-1	95	9.5	6-14	.429	1-1	1.000	5-8	.625	3	7	10	1.0	8	0	6	5	0	4	18	1.8	
00	FARMER, India	3-0	4	1.3	1-2	.500	1-2	.500	0-0	.000	0	0	0	0.0	2	0	0	0	0	0	3	1.0	
21	MORRISON, LeAnna	3-0	6	2.0	0-1	.000	0-1	.000	1-2	.500	0	0	0	0.0	3	0	0	0	0	0	1	0.3	
Team											15	14	29		1		4						
Total.....		10	2025		252-520	.485	39-92	.424	179-261	.686	116	291	407	40.7	195	2	151	167	88	51	722	72.2	
Opponents.....		10	2025		218-626	.348	39-120	.325	138-196	.704	144	182	326	32.6	227	11	120	111	35	65	613	61.3	

TEAM STATISTICS	SC	OPP	Date	Opponent	Score	Att.
SCORING	722	613	* 01/02/14	at Arkansas	w 55-51	2215
Points per game	72.2	61.3	* 01/05/14	VANDERBILT	w 76-66	4810
Scoring margin	+10.9	-	* 01/09/14	#9/10 KENTUCKY	w 68-59	5689
FIELD GOALS-ATT	252-520	218-626	* 01/12/14	at Auburn	w 72-66	2453
Field goal pct	.485	.348	* 01/16/14	at #25/21 Texas A&M	Lot 65-67	5778
3 POINT FG-ATT	39-92	39-120	* 01/19/14	ALABAMA	w 77-51	7740
3-point FG pct	.424	.325	* 01/26/14	at #16/19 Vanderbilt	w 61-57	3554
3-pt FG made per game	3.9	3.9	* 01/30/14	OLE MISS	w 99-70	5344
FREE THROWS-ATT	179-261	138-196	* 02/02/14	MISSOURI	w 78-62	7828
Free throw pct	.686	.704	* 02/06/14	at Mississippi State	w 71-64	2323
F-Throws made per game	17.9	13.8				
REBOUNDS	407	326	* = Conference game			
Rebounds per game	40.7	32.6				
Rebounding margin	+8.1	-				
ASSISTS	151	120				
Assists per game	15.1	12.0				
TURNOVERS	167	111				
Turnovers per game	16.7	11.1				
Turnover margin	-5.6	-				
Assist/turnover ratio	0.9	1.1				
STEALS	51	65				
Steals per game	5.1	6.5				
BLOCKS	88	35				
Blocks per game	8.8	3.5				
ATTENDANCE	31411	16323				
Home games-Avg/Game	5-6282	5-3265				
Neutral site-Avg/Game	-	0-0				

Score by Periods	1st	2nd	OT	Totals
South Carolina	359	354	9	722
Opponents	275	327	11	613



2013-14 South Carolina Basketball
South Carolina Combined Team Statistics (as of Feb 06, 2014)
All games



RECORD:	OVERALL	HOME	AWAY	NEUTRAL
ALL GAMES	21-2	13-0	8-1	0-1
CONFERENCE	9-1	5-0	4-1	0-0
NON-CONFERENCE	12-1	8-0	4-0	0-1

##	Player	gp-gs	min	avg	Total		3-Point		F-Throw		Rebounds				pf	dq	a	to	blk	stl	pts	avg
					fg-fga	fg%	3fg-fga	3fg%	ft-fa	ft%	off	def	tot	avg								
25	MITCHELL, Tiffany	23-23	709	30.8	112-214	.523	26-47	.553	98-128	.766	28	90	118	5.1	42	0	80	64	7	55	348	15.1
24	WELCH, Aleighsa	23-22	668	29.0	115-196	.587	1-1	1.000	82-133	.617	78	98	176	7.7	41	0	50	43	24	21	313	13.6
41	COATES, Alaina	23-1	434	18.9	101-160	.631	0-0	.000	77-124	.621	59	121	180	7.8	55	1	6	33	49	11	279	12.1
33	BIAM, Elem	23-23	546	23.7	88-158	.557	0-0	.000	51-72	.708	42	111	153	6.7	67	3	9	31	63	11	227	9.9
05	SESSIONS, Khadijah	18-15	456	25.3	42-102	.412	13-41	.317	46-67	.687	6	20	26	1.4	33	0	59	29	1	20	143	7.9
31	DOZIER, Asia	23-22	617	26.8	61-156	.391	30-73	.411	21-35	.600	13	53	66	2.9	45	0	65	53	5	15	173	7.5
23	ROY, Tina	23-1	400	17.4	32-108	.296	13-59	.220	11-17	.647	8	42	50	2.2	12	0	41	14	8	5	88	3.8
15	DAVIS, Tiffany	21-7	266	12.7	17-46	.370	9-24	.375	10-16	.625	2	22	24	1.1	20	0	22	34	1	4	53	2.5
02	GAINES, Olivia	21-1	225	10.7	17-33	.515	1-2	.500	13-19	.684	11	22	33	1.6	22	0	26	13	2	12	48	2.3
12	MONTOUT, Wilka	20-0	212	10.6	14-41	.341	5-14	.357	6-19	.316	23	18	41	2.1	22	0	5	10	4	1	39	2.0
21	MORRISON, LeAnna	14-0	55	3.9	1-10	.100	1-8	.125	6-10	.600	4	4	8	0.6	7	0	3	2	0	1	9	0.6
00	FARMER, India	10-0	37	3.7	2-7	.286	2-4	.500	0-0	.000	2	2	4	0.4	4	0	0	0	1	0	6	0.6
Team											23	39	62		1		6					
Total.....		23	4625		602-1231	.489	101-273	.370	421-640	.658	299	642	941	40.9	371	4	366	332	165	156	1726	75.0
Opponents.....		23	4625		457-1334	.343	77-280	.275	250-371	.674	277	437	714	31.0	512	20	235	328	63	141	1241	54.0

TEAM STATISTICS	SC	OPP	Date	Opponent	Score	Att.
SCORING	1726	1241	11/08/13	CHARLESTON SOUTHERN	w 99-29	5120
Points per game	75.0	54.0	11/10/13	LOUISIANA TECH	w 68-45	5078
Scoring margin	+21.1	-	11/14/13	COLL. OF CHARLESTON	w 81-54	4882
FIELD GOALS-ATT	602-1231	457-1334	11/17/13	SETON HALL	w 88-67	4765
Field goal pct	.489	.343	11/20/13	at Clemson	w 68-43	715
3 POINT FG-ATT	101-273	77-280	11/23/13	at San Diego State	w 88-54	642
3-point FG pct	.370	.275	11/25/13	at USC	w 70-50	897
3-pt FG made per game	4.4	3.3	12/02/13	NC CENTRAL	w 79-27	4347
FREE THROWS-ATT	421-640	250-371	12/08/13	at Charlotte	w 76-61	1357
Free throw pct	.658	.674	12/18/13	vs #14/13 North Carolina	L 66-74	4137
F-Throws made per game	18.3	10.9	12/20/13	WINTHROP	w 69-61	5021
REBOUNDS	941	714	12/22/13	SC STATE	w 70-26	5937
Rebounds per game	40.9	31.0	12/28/13	SAVANNAH STATE	w 82-40	4824
Rebounding margin	+9.9	-	* 01/02/14	at Arkansas	w 55-51	2215
ASSISTS	366	235	* 01/05/14	VANDERBILT	w 76-66	4810
Assists per game	15.9	10.2	* 01/09/14	#9/10 KENTUCKY	w 68-59	5689
TURNOVERS	332	328	* 01/12/14	at Auburn	w 72-66	2453
Turnovers per game	14.4	14.3	* 01/16/14	at #25/21 Texas A&M	Lot 65-67	5778
Turnover margin	-0.2	-	* 01/19/14	ALABAMA	w 77-51	7740
Assist/turnover ratio	1.1	0.7	* 01/26/14	at #16/19 Vanderbilt	w 61-57	3554
STEALS	156	141	* 01/30/14	OLE MISS	w 99-70	5344
Steals per game	6.8	6.1	* 02/02/14	MISSOURI	w 78-62	7828
BLOCKS	165	63	* 02/06/14	at Mississippi State	w 71-64	2323
Blocks per game	7.2	2.7				
ATTENDANCE	71385	24071				
Home games-Avg/Game	13-5491	9-2215				
Neutral site-Avg/Game	-	1-4137				

* = Conference game

Score by Periods	1st	2nd	OT	Totals
South Carolina	852	865	9	1726
Opponents	595	638	11	1244