



# HISTORY & RECORDS



## 1973-74

**Overall: 10-8 (.556)**

**Coach: Kitty Parrot**

Date	Opponent	Score	W	L
—	Georgia	5-4	W	
3/26	at Furman	3-6	L	
4/16	Furman	2-7	L	
—	Georgia	0-9	L	

*Results Incomplete*

## 1974-75

**Overall: 14-4 (.778)**

**Coach: Frankie Porter**

Date	Opponent	Score	W	L
—	North Carolina	0-9	L	
—	Davidson	0-9	L	
3/26	at Furman	0-9	L	
4/16	Furman	0-9	L	

*Results Incomplete*

## 1975-76

**Overall: 11-3 (.786)**

**Coach: Kathy Graham**

Date	Opponent	Score	W	L
3/25	Clemson	8-1	W	
4/7	at Clemson	5-4	W	
4/8	at Furman	4-5	L	
4/13	Furman	4-5	L	

*Results Incomplete*

## 1976-77

**Overall: 15-4 (.789)**

**Coach: Kathy Graham**

Date	Opponent	Score	W	L
3/5	at Clemson	4-5	L	
3/24	Clemson	4-5	L	
—	Georgia	3-6	L	

*Results Incomplete*


## 1977-78

**Overall: 12-7 (.632)**

**Postseason: AIAW Regionals**

**Coach: Jeff Kefalos**

Date	Opponent	Score	W	L
—	Chattanooga	5-4	W	
—	Francis Marion	9-0	W	
—	Georgia Southern	9-0	W	
3/5	Clemson	2-7	L	
—	College of Charleston	3-6	L	
3/14	Furman	9-0	W	
—	N.C. State	2-7	L	
—	Ohio State	3-6	L	
—	Wake Forest	5-4	W	
—	College of Charleston	3-6	L	
4/4	at Furman	8-1	W	
—	Georgia	4-5	L	
—	Georgia Southern	8-1	W	
—	Francis Marion	9-0	W	
—	Converse	9-0	W	
4/12	at Clemson	1-8	L	
4/15	Tennessee	6-3	W	
—	Georgia	6-3	W	
—	Chattanooga	6-3	W	



**Helen Crook and Victoria Davies — 1994 All-Americans**

## 1978-79

**Overall: 26-5 (.839)**

**Postseason: AIAW Nationals**

**Final Ranking: 7th AIAW**

**Coach: Jeff Kefalos**

Date	Opponent	Score	W	L
2/25	at Georgia	8-1	W	
2/27	at Presbyterian	9-0	W	
—	at North Carolina	8-1	W	
3/5	at Converse	9-0	W	
3/8	Old Dominion	9-0	W	
3/10	Appalachian State	9-0	W	
3/11	Virginia	7-2	W	
—	Georgia	8-1	W	
3/14	at College of Charleston	9-0	W	
3/18	Virginia Tech	9-0	W	
3/19	Furman	9-0	W	
3/24	at Florida State	9-0	W	
3/25	at Florida	4-5	L	
—	at Miami (Fla.)	3-6	L	
3/28	at USF	6-3	W	
3/29	at Rollins	4-5	L	
3/31	at Flagler	9-0	W	
4/5	at Furman	9-0	W	
—	Duke	9-0	W	
4/10	College of Charleston	8-1	W	
4/14	Chattanooga	8-1	W	
4/15	at Tennessee	6-3	W	
4/20	Clemson *	8-1	W	
5/10	vs. Virginia Tech ^	9-0	W	
5/11	vs. Duke ^	6-3	W	
5/12	vs. North Carolina ^	8-1	W	

6/4	vs. San Diego State ~	3-6	L
6/6	vs. Pepperdine ~	5-4	W
6/6	vs. TCU ~	5-4	W
6/7	vs. Miami (Fla.) ~	5-4	W
6/7	vs. Florida ~	1-8	L

\* AIAW State Championship (Columbia, S.C.)

^ AIAW Regionals (Clemson, S.C.)

~ AIAW Nationals (Iowa City, Iowa)

## 1979-80

**Overall: 22-2 (.917)**

**Postseason: AIAW Nationals**

**Final Ranking: 7th AIAW**

**Coach: Jeff Kefalos**

Date	Opponent	Score	W	L
10/6	Tennessee	6-3	W	
—	at Georgia	9-0	W	
2/12	at Furman	9-0	W	
2/22	Georgia	6-3	W	
2/23	at Vanderbilt	8-1	W	
2/24	at Middle Tennessee State	9-0	W	
3/4	Converse	9-0	W	
3/8	Alabama	9-0	W	
3/11	College of Charleston	8-1	W	
3/14	Virginia	8-1	W	
3/19	Wisconsin	8-1	W	
—	Massachusetts	9-0	W	
3/22	North Carolina	6-3	W	
3/23	vs. Iowa *	9-0	W	
—	Texas	7-2	W	
4/3	at USF	9-0	W	
4/4	at Rollins	5-4	W	
4/19	at Clemson	5-4	W	

5/8	vs. Kentucky ^	8-1	W
5/9	vs. North Carolina ^	6-3	W
5/10	vs. Clemson ^	6-3	W
6/4	vs. Miami (Fla.) ~	5-4	W
6/5	vs. BYU ~	3-6	L
6/7	vs. Clemson ~	4-5	L

\* At Charleston, S.C.

^ AIAW Regionals (Johnson City, Tenn.)

~ AIAW Nationals (Baton Rouge, La.)

## 1980-81

**Overall: 19-12 (.613)**

**Postseason: AIAW Regionals**

**Final Ranking: 12th WITCA**

**Coach: Jeff Kefalos**

Date	Opponent	Score	W	L
2/22	Wisconsin	5-2	W	
2/28	Florida	1-6	L	
—	Georgia	6-3	W	
3/4	Tennessee	6-3	W	
3/20	vs. TCU *	5-4	W	
3/29	Florida	5-4	W	
—	at Georgia	7-2	W	
4/17	Clemson ^	2-7	L	
5/7	vs. Clemson ~	4-5	L	
5/8	Tennessee ~	7-2	W	

\* At Dallas, Texas

^ AIAW State Championship (Columbia, S.C.)

~ AIAW Regionals (Lexington, Ky.)

*Results Incomplete*

## 1981-82

**Overall: 28-3 (.903)**

**Postseason: NCAA Quarterfinals**

**Final Ranking: 7th ITCA**

**Coach: Jeff Kefalos**

Date	Opponent	Score	W	L
10/5	Clemson *	8-1	W	
2/23	Furman	9-0	W	
—	Florida State	7-2	W	
—	Florida State	5-3	W	
3/18	TCU	7-2	W	
3/26	vs. Florida ^	1-5	L	
—	vs. Georgia ^	6-3	W	
4/18	at Clemson ~	6-3	W	
4/24	Tennessee	7-2	W	
5/16	vs. Florida +	5-4	W	
5/17	vs. Southern California +	1-8	L	

\* South Carolina Invitational (Columbia, S.C.)

^ At Dallas, Texas

~ Clemson-Converse Classic (Clemson, S.C.)

+ NCAA Championships (Salt Lake City, Utah)

*Results Incomplete*

## 1982-83

**Overall: 22-5 (.815)**

**Postseason: NCAA Round of 16**

**Final Ranking: 6th ITCA**

**Coach: Jeff Kefalos**

Date	Opponent	Score	W	L
10/2	Clemson *	5-4	W	
2/17	at Furman	9-0	W	
2/19	Tennessee	7-2	W	
2/26	Tennessee	9-0	W	
3/6	vs. Clemson ^	5-2	W	
4/2	at Florida	4-5	L	
—	Georgia	6-3	W	
5/14	vs. Indiana ~	2-7	L	

\* South Carolina Invitational (Columbia, S.C.)

^ Nike Invitational (Ann Arbor, Mich.)

~ NCAA Championships (Albuquerque, N.M.)

*Results Incomplete*

# YEARLY RESULTS



## 1983-84

**Overall: 12-17 (.414)**

**Metro Conference: 5th Place**

**Coach: Arlo Elkins**

Date	Opponent	Score	W	L
9/30	Wisconsin *	2-7		L
10/2	Clemson *	1-8	L	
10/14	Tennessee	4-5	L	
—	Florida State	5-4	W	
3/3	Florida	2-7	L	
—	Florida State	4-5	L	
3/10	at Clemson ^	0-9	L	
—	at Georgia	1-8	L	
4/24	Furman	5-4	W	

\* South Carolina Invitational (Columbia, S.C.)  
^ Clemson Spring Invitational (Clemson, S.C.)

Results Incomplete

## 1984-85

**Overall: 27-10 (.730)**

**Metro Conference: 1st Place**

**Coach: Arlo Elkins**

Date	Opponent	Score	W	L
10/5	Georgia *	2-7	L	
10/7	Wisconsin *	5-4	W	
10/12	Tennessee	4-5	L	
2/15	vs. Wisconsin ^	2-7	L	
2/16	vs. Iowa ^	8-1	W	
2/17	vs. Miami (Ohio) ^	5-4	W	
2/22	LSU	4-5	L	
2/23	Virginia Tech	8-1	W	
2/24	Georgia Tech	8-1	W	
3/1	Auburn	5-2	W	
3/2	Appalachian State	6-0	W	
3/3	Wake Forest	5-4	W	
3/6	William & Mary	7-2	W	
3/8	at Clemson ~	3-6	L	
3/9	vs. Georgia ~	5-4	W	
3/10	vs. Duke ~	5-4	W	
3/12	Oklahoma State	3-6	L	
3/13	Purdue	9-0	W	
3/14	North Florida	8-1	W	
3/15	vs. Indiana +	1-8	L	
3/16	vs. Virginia +	5-3	W	
3/18	SIU-Edwardsville	5-4	W	
3/19	Presbyterian	9-0	W	
3/22	at Florida State	5-4	W	
3/23	at Princeton	7-2	W	
3/24	at Rollins	7-1	W	
3/27	College of Charleston	9-0	W	
3/28	Toledo	8-1	W	
3/29	N.C. State	7-2	W	
3/30	Nebraska	6-3	W	
4/2	Furman	8-1	W	
4/4	Kentucky	2-7	L	
4/10	Georgia	2-7	L	
4/13	Louisiana-Monroe	3-6	L	
4/18	vs. Cincinnati %	9-0	W	
4/19	vs. Virginia Tech %	7-2	W	
4/20	vs. Tulane %	6-0	W	

\* South Carolina Invitational (Columbia, S.C.)  
^ Indiana Classic (Bloomington, Ind.)  
~ Clemson Classic (Clemson, S.C.)  
+ Hilton Head Invitational (Hilton Head, S.C.)  
% Metro Conference Champ. (Memphis, Tenn.)

Results Incomplete

## 1985-86

**Overall: 13-16 (.448)**

**Metro Conference: 1st Place**

**Coach: Arlo Elkins**

Date	Opponent	Score	W	L
10/6	Wisconsin *	4-5	L	
11/8	at Clemson ^	0-9	L	
11/10	vs. Auburn ^	4-5	L	
2/14	vs. Tennessee ~	3-6	L	
2/15	at Indiana ~	1-8	L	
2/16	Ole Miss	3-6	L	
2/27	Furman	7-2	W	
2/28	Appalachian State	9-0	W	
3/2	at North Carolina	2-7	L	
3/4	William & Mary	6-3	W	
3/5	Vanderbilt	7-2	W	
3/7	vs. New Mexico +	8-1	W	
3/8	at Houston +	4-5	L	
3/9	vs. Oklahoma +	8-1	W	
3/12	at SMU	4-5	L	
3/14	vs. California %	1-8	L	
3/21	vs. Indiana #	2-7	L	
3/22	vs. Georgia #	1-8	L	
3/23	USF	1-5	L	
3/25	Wake Forest	6-3	W	
3/27	Charlotte	9-0	W	
4/2	Rollins	8-1	W	
4/6	North Florida	6-3	W	
4/11	vs. Northwestern \$	0-9	L	
4/12	at Kentucky \$	2-7	L	
4/13	vs. Ole Miss \$	2-5	L	
4/17	vs. Louisville &	9-0	W	
4/18	vs. Cincinnati &	9-0	W	
4/19	vs. Florida State &	5-4	W	

\* South Carolina Invitational (Columbia, S.C.)  
^ Clemson Fall Classic (Clemson, S.C.)  
~ Indiana Quad (Bloomington, Ind.)  
+ Houston Quad (Houston, Texas)  
% Oklahoma State Quad (Stillwater, Okla.)  
# Clemson Quad (Clemson, S.C.)  
\$ Kentucky Quad (Lexington, Ky.)  
& Metro Conference Championships (Memphis, Tenn.)

Results Incomplete

## 1986-87

**Overall: 24-8 (.750)**

**Metro Conference: 1st Place**

**Final Ranking: 19th ITCA**

**Coach: Arlo Elkins**

Date	Opponent	Score	W	L
10/3	South Alabama *	8-1	W	
10/4	Wisconsin *	6-3	W	
10/5	Ole Miss *	7-2	W	
11/1	vs. Miami (Fla.) ^	2-7	L	
11/2	at Clemson ^	0-9	L	
2/7	at Florida State	5-0	W	
2/8	vs. Auburn ~	6-2	W	
2/11	Georgia	2-6	L	
2/13	at Indiana +	2-6	L	
2/14	vs. Tennessee +	7-2	W	
2/15	vs. TCU +	5-4	W	
3/1	N.C. State	9-0	W	
3/2	Boston College	8-1	W	
3/7	at Pacific	7-2	W	
3/8	at Pepperdine	7-2	W	
3/10	at Long Beach State	8-0	W	
3/11	at UC Irvine	7-2	W	
3/13	at California	4-5	L	
3/18	at Indiana	3-5	L	
3/19	at Kentucky	2-7	L	
3/20	vs. Oklahoma State %	1-8	L	



## Coach Arlo Elkins — 15 Straight NCAA Team Appearances

3/21	vs. USF %	8-1	W		3/10	at Trinity	2-6	L
3/22	at Clemson %	6-3	W		3/11	at Texas A&M	5-4	W
3/28	Ohio State	7-2	W		3/17	Indiana	2-7	L
3/29	North Carolina	5-4	W		3/19	Florida State	7-1	W
4/2	vs. Rice #	5-4	W		3/20	North Carolina	9-0	W
4/3	vs. UC Santa Barbara #	8-1	W		3/22	Auburn	7-2	W
4/4	at Houston	8-1	W		3/25	at Arizona State ^	2-7	L
4/8	Furman	8-1	W		3/26	vs. Arizona ^	2-5	L
4/12	North Florida	8-1	W		3/27	vs. San Diego State ^	5-4	W
4/25	vs. Virginia Tech \$	8-0	W		4/3	Oklahoma State	2-5	L
4/26	vs. Florida State \$	6-3	W		4/10	North Florida	7-2	W
					4/16	Virginia Tech	9-0	W
					4/20	Miami (Fla.)	2-7	L
					4/23	vs. Virginia Tech ~	9-0	W
					4/24	at Florida State ~	7-2	W
					5/12	vs. BYU +	4-5	L

## 1987-88

**Overall: 15-10 (.600)**

**Metro Conference: 1st Place**

**Postseason: NCAA Round of 20**

**Final Ranking: 19th ITCA**

**Coach: Arlo Elkins**

Date	Opponent	Score	W	L
2/12	at Indiana *	5-4	W	
2/13	vs. Tennessee *	3-6	L	
2/14	vs. Southern Illinois *	6-3	W	
2/20	at Georgia	1-8	L	
2/26	Richmond	9-0	W	
2/29	Boston College	9-0	W	
3/4	Oklahoma	8-1	W	
3/7	at TCU	5-4	W	
3/8	at SMU	0-9	L	

## 1988-89

**Overall: 7-16 (.304)**

**Metro Conference: 2nd Place**

**Coach: Arlo Elkins**

Date	Opponent	Score	W	L
2/2	Georgia	1-5	L	
2/17	at Indiana *	0-9	L	
2/18	vs. Vanderbilt *	6-3	W	
2/19	vs. Wisconsin *	3-6	L	
2/24	at BYU	2-7	L	
2/25	vs. Northwestern ^	4-5	L	
2/27	at Utah	4-5	L	
3/5	William & Mary	2-7	L	



3/10	at Florida	1-5	L
3/11	vs. Kentucky ~	3-6	L
3/12	at USF	7-2	W
3/14	Texas	1-8	L
3/18	Texas A&M	4-5	L
3/19	Mississippi State	4-5	L
3/21	Auburn	5-4	W
3/22	San Diego State	0-5	L
3/28	Colorado	7-2	W
3/31	Boston College	5-3	W
4/1	at North Carolina	4-5	L
4/2	at Duke	0-6	L
4/7	North Florida	6-0	W
4/8	Wake Forest	5-1	W
4/15	Tennessee	2-5	L

\* Indiana Quad (Bloomington, Ind.)  
 ^ At Provo, Utah  
 ~ At Gainesville, Fla.

## 1989-90

**Overall: 18-6 (.750)**  
**Metro Conference: 1st Place**  
**Postseason: NCAA Round of 16**  
**Final Ranking: 14th ITCA**  
**Coach: Arlo Elkins**

Date	Opponent	Score	W	L
1/19	Richmond	9-0	W	
1/20	N.C. State	9-0	W	
1/21	Furman	9-0	W	
1/27	Kentucky	6-3	W	
2/23	Florida	1-5	L	
2/24	Clemson	7-2	W	
2/25	Duke	3-6	L	
3/6	at Texas	2-5	L	
3/7	at Texas A&M	8-1	W	
3/9	at Trinity	6-3	W	
3/12	at TCU	5-1	W	
3/14	at Georgia	0-6	L	
3/19	Arkansas	6-1	W	
3/22	vs. Minnesota *	8-1	W	
3/23	at San Diego	5-4	W	
3/24	at San Diego State	3-6	L	
3/30	Boston College	7-1	W	
3/31	North Carolina	7-1	W	
4/1	Colorado	6-0	W	
4/7	North Florida	6-0	W	
4/8	Florida State	6-2	W	
4/13	at Wake Forest	5-1	W	
5/10	vs. William & Mary ^	6-0	W	
5/11	vs. UCLA ^	0-6	L	

\* At San Diego, Calif.  
 ^ NCAA Championships (Gainesville, Fla.)

## 1990-91

**Overall: 9-13 (.409)**  
**Metro Conference: 2nd Place**  
**Coach: Arlo Elkins**

Date	Opponent	Score	W	L
2/15	vs. Notre Dame *	1-8	L	
2/16	at Indiana *	2-7	L	
2/17	vs. William & Mary *	0-9	L	
2/20	Utah	3-6	L	
2/22	vs. Oklahoma State ^	1-8	L	
2/23	at Florida ^	0-8	L	
2/24	vs. Clemson ^	5-4	W	
3/2	Wake Forest	6-3	W	
3/11	Coastal Carolina	8-0	W	
3/12	Ole Miss	4-5	L	
3/15	Georgia	0-6	L	
3/16	Georgia Tech	6-3	W	
3/18	TCU	6-2	W	

3/23	Texas A&M	5-2	W
3/24	San Diego State	3-5	L
3/25	Trinity	7-2	W
3/29	vs. BYU ~	3-5	L
3/30	vs. Duke ~	1-7	L
3/31	at North Carolina ~	5-3	W
4/2	Louisiana-Monroe	6-0	W
4/6	Kentucky	1-5	L
4/7	Tennessee	2-5	L

\* Indiana Quad (Bloomington, Ind.)

^ Lady Gator Quad (Gainesville, Fla.)

~ UNC Quad (Chapel Hill, N.C.)

## 1991-92

**Overall: 13-10 (.565)**  
**SEC: 6-5 (.545) • T-5th Place**  
**Final Ranking: 24th ITA**  
**Coach: Arlo Elkins**

Date	Opponent	Score	W	L
2/2	at Kentucky	4-5	L	
2/14	Vanderbilt	6-2	W	
2/16	Boston College	9-0	W	
2/18	Alabama	4-5	L	
2/23	North Carolina	1-5	L	
3/6	at Georgia	0-6	L	
3/9	at LSU	5-1	W	
3/11	at TCU	8-0	W	
3/12	at Texas A&M	6-0	W	
3/14	Notre Dame	7-2	W	
3/17	Arkansas	8-1	W	
3/21	at BYU	6-3	W	
3/23	at Utah	5-4	W	
3/25	Auburn	5-2	W	
3/27	Florida *	0-6	L	
3/28	Clemson *	1-6	L	
3/29	Duke *	1-5	L	
4/5	Tennessee	5-4	W	
4/11	at Wake Forest	3-5	L	
4/17	at Ole Miss	4-5	L	
4/18	at Mississippi State	7-2	W	
4/23	vs. Mississippi State ^	5-0	W	
4/24	vs. Tennessee ^	1-5	L	

\* USC Quad (Columbia, S.C.)

^ SEC Tournament (Tuscaloosa, Ala.)

## 1992-93

**Overall: 10-12 (.455)**  
**SEC: 5-6 (.455) • 7th Place**  
**Coach: Arlo Elkins**

Date	Opponent	Score	W	L
2/12	Boston College	9-0	W	
2/14	Wake Forest	2-5	L	
2/21	Ole Miss	2-6	L	
2/27	at North Carolina	1-5	L	
3/5	Mississippi State	8-1	W	
3/8	at Alabama	2-6	L	
3/9	at Auburn	3-5	L	
3/11	at Vanderbilt	3-5	L	
3/13	at Arkansas	6-1	W	
3/16	TCU	5-1	W	
3/18	Kentucky	5-2	W	
3/20	Texas A&M	5-4	W	
3/22	BYU	5-3	W	
3/25	LSU	5-1	W	
3/26	Utah	2-5	L	
3/29	Georgia	1-5	L	
4/3	at USF	5-4	W	
4/4	at Florida	0-6	L	
4/11	at Tennessee	5-4	W	
4/16	at Clemson	1-8	L	
4/17	at Duke	0-6	L	
4/29	at Vanderbilt *	1-5	L	

\* SEC Tournament (Nashville, Tenn.)

## 1993-94

**Overall: 19-7 (.731)**  
**SEC: 6-5 (.545) • T-5th Place**  
**Final Ranking: 24th ITA**  
**Coach: Arlo Elkins**

Date	Opponent	Score	W	L
2/5	Davidson	7-0	W	
2/5	Furman	7-0	W	
2/6	North Carolina	8-1	W	
2/6	Charlotte	7-0	W	
2/11	Boston College	9-0	W	
2/13	Arkansas	5-2	W	
2/13	College of Charleston	7-0	W	



**Gira Schofield — Four NCAA Singles Championship Bids**

2/26	Vanderbilt	5-4	W
2/27	Auburn	5-4	W
3/7	at Mississippi State	5-1	W
3/8	at Ole Miss	2-5	L
3/11	at Utah	9-0	W
3/12	at BYU	5-3	W
3/20	Florida	0-6	L
3/23	Kansas State	9-0	W
3/25	Tennessee	6-1	W
3/30	Clemson	5-4	W
4/1	at Duke	2-7	L
4/10	at Kentucky	0-5	L
4/14	at LSU	5-1	W
4/15	at TCU	6-0	W
4/17	at Texas A&M	5-1	W
4/21	at Georgia	2-7	L
4/23	Alabama	4-5	L
4/28	vs. LSU *	5-2	W
4/29	vs. Kentucky *	2-5	L

\* SEC Tournament (Fayetteville, Ark.)

## 1994-95

**Overall: 22-7 (.759)**  
**SEC: 7-4 (.636) • 4th Place**  
**Postseason: NCAA Round of 16**  
**Final Ranking: 11th ITA**  
**Coach: Arlo Elkins**

Date	Opponent	Score	W	L
2/11	Boston College	6-3	W	
2/11	Georgia Southern	7-2	W	
2/18	Furman	7-0	W	
2/25	College of Charleston	7-0	W	
2/25	Davidson	7-0	W	
3/3	Mississippi State	8-1	W	
3/6	at Auburn	6-0	W	
3/7	at Alabama	6-3	W	
3/9	at Vanderbilt	3-6	L	
3/11	at Arkansas	5-1	W	
3/13	Kentucky	5-1	W	
3/15	TCU	6-0	W	
3/16	Texas A&M	6-0	W	
3/18	at Wake Forest	2-7	L	
3/22	BYU	5-1	W	
3/24	LSU	5-1	W	
3/25	Utah	9-0	W	
4/2	at Florida State	6-3	W	
4/4	at Clemson	5-3	W	
4/7	Ole Miss	5-2	W	
4/9	at Florida	0-6	L	
4/11	Duke	5-4	W	
4/15	at Tennessee	3-5	L	
4/23	Georgia	1-5	L	
4/27	vs. Arkansas *	6-0	W	
4/28	vs. Vanderbilt *	5-1	W	
4/29	vs. Florida *	0-5	L	
5/12	vs. BYU ^	5-2	W	
5/13	vs. Georgia ^	0-5	L	

\* SEC Tournament (Auburn, Ala.)

^ NCAA Championship (Malibu, Calif.)

## 1995-96

**Overall: 17-10 (.630)**  
**SEC: 9-2 (.818) • 4th Place**  
**Postseason: NCAA Regionals**  
**Final Ranking: 15th ITA**  
**Coach: Arlo Elkins**

Date	Opponent	Score	W	L
2/9	Georgia Southern	6-3	W	
2/10	Boston College	7-2	W	
2/10	College of Charleston	8-1	W	

# YEARLY RESULTS



2/17	Wake Forest	3-6	L
2/18	N.C. State	6-2	W
2/22	vs. UCLA *	0-7	L
2/23	vs. Notre Dame *	2-5	L
2/24	vs. Pepperdine *	2-5	L
3/2	Florida	0-9	L
3/5	at TCU	7-2	W
3/7	at LSU	6-0	W
3/9	Alabama	5-1	W
3/12	Clemson	5-3	W
3/16	at BYU	4-5	L
3/17	at Utah	5-4	W
3/22	Tennessee	6-3	W
3/24	Vanderbilt	5-4	W
3/29	at Ole Miss	1-8	L
3/31	at Mississippi State	6-3	W
4/6	Arkansas	5-1	W
4/9	at Duke	1-5	L
4/14	Auburn	5-2	W
4/17	at Georgia	6-3	W
4/21	at Kentucky	6-0	W
4/26	Georgia ^	4-5	L
5/3	Florida State ~	5-2	W
5/4	Clemson ~	4-5	L

\* ITA National Indoors (Madison, Wis.)  
 ^ SEC Tournament (Gainesville, Fla.)  
 ~ NCAA Regionals (Columbia, S.C.)

## 1996-97

**Overall: 15-10 (.600)**  
**SEC: 5-6 (.455) • T-6th Place**  
**Postseason: NCAA Regionals**  
**Final Ranking: 17th ITA**  
**Coach: Arlo Elkins**

Date	Opponent	Score	W	L
2/2	at Wake Forest	1-8	L	
2/8	College of Charleston	8-1	W	
2/22	at N.C. State	5-1	W	
2/23	USF	6-3	W	
3/6	Mississippi State	7-2	W	
3/10	at Arkansas	4-5	L	
3/12	at Alabama	4-5	L	
3/13	at Auburn	5-1	W	
3/15	at Vanderbilt	3-6	L	
3/17	TCU	7-2	W	
3/22	at BYU	7-2	W	
3/24	at Utah	7-2	W	
3/27	Ole Miss	2-7	L	
3/29	LSU	5-4	W	
3/31	Duke	1-5	L	
4/3	at Tennessee	3-6	L	
4/5	at Florida	0-9	L	
4/7	Kentucky	5-1	W	
4/12	Georgia	5-4	W	
4/13	at Clemson	5-4	W	
4/17	vs. Arkansas *	5-3	W	
4/18	vs. Florida *	1-5	L	
5/9	vs. Marquette ^	5-3	W	
5/10	vs. Indiana ^	5-2	W	
5/11	vs. Wisconsin ^	3-5	L	

\* SEC Tournament (Athens, Ga.)  
 ^ NCAA Regionals (South Bend, Ind.)

## 1997-98

**Overall: 12-12 (.500)**  
**SEC: 5-6 (.455) • 7th Place**  
**Postseason: NCAA Regionals**  
**Final Ranking: 33rd ITA**  
**Coach: Arlo Elkins**

Date	Opponent	Score	W	L
1/19	Davidson	9-0	W	

2/7	Charleston Southern	8-1	W
2/7	College of Charleston	9-0	W
2/14	Wake Forest	2-7	L
2/22	Auburn	8-1	W
2/28	Alabama	9-0	W
3/1	Arkansas	4-5	L
3/4	Vanderbilt	4-5	L
3/7	at Georgia	1-7	L
3/9	at LSU	5-4	W
3/12	at TCU	3-6	L
3/18	Clemson	7-2	W
3/21	at BYU	3-6	L
3/22	at Utah	5-1	W
3/26	Tennessee	3-6	L
3/28	Florida	0-6	L
4/3	at Ole Miss	1-6	L
4/5	at Mississippi State	5-1	W
4/8	at Duke	0-6	L
4/12	at Kentucky	5-4	W
4/16	vs. Mississippi State *	6-3	W
4/17	vs. Georgia *	1-5	L
5/15	vs. N.C. State ^	5-2	W
5/16	vs. Vanderbilt ^	0-5	L

\* SEC Tournament (Lexington, Ky.)  
 ^ NCAA Regionals (Knoxville, Tenn.)

## 1998-99

**Overall: 18-8 (.692)**  
**SEC: 6-5 (.545) • 4th Place**  
**Postseason: NCAA Round of 16**  
**Final Ranking: 12th ITA**  
**Coach: Arlo Elkins**

Date	Opponent	Score	W	L
2/13	at Furman	9-0	W	
2/21	Kentucky	6-2	W	
2/27	at Wake Forest	5-4	W	
2/28	USF	9-0	W	
3/5	Utah	9-0	W	
3/7	at Auburn	6-0	W	
3/9	at Alabama	5-1	W	
3/12	BYU	8-1	W	
3/14	at UNLV	9-0	W	
3/17	TCU	8-1	W	
3/21	at Arkansas	4-5	L	
3/26	at Vanderbilt	6-3	W	
3/28	at Tennessee	4-5	L	
4/2	N.C. State	8-1	W	
4/4	at Florida	1-8	L	
4/7	at Clemson	8-1	W	
4/9	Ole Miss	3-5	L	
4/11	Mississippi State	7-2	W	
4/14	Duke	2-7	L	
4/17	LSU	7-2	W	
4/18	Georgia	1-5	L	
4/23	vs. Vanderbilt *	5-3	W	
4/24	vs. Florida *	1-5	L	
5/15	Furman ^	5-1	W	
5/16	Wake Forest ^	5-2	W	
5/20	vs. Georgia ~	1-5	L	

\* SEC Tournament (Baton Rouge, La.)  
 ^ NCAA Regionals (Columbia, S.C.)  
 ~ NCAA Championships (Gainesville, Fla.)

## 1999-00

**Overall: 16-12 (.571)**  
**SEC: 6-5 (.545) • 6th Place**  
**Postseason: NCAA Round of 32**  
**Final Ranking: 20th ITA**  
**Coach: Arlo Elkins**

Date	Opponent	Score	W	L
2/5	College of Charleston	8-0	W	

2/5	Davidson	8-0	W
2/9	Furman	8-0	W
2/11	Arkansas	7-2	W
2/13	Georgia Tech	6-2	W
2/17	vs. Stanford *	0-8	L
2/18	vs. William & Mary *	3-4	L
2/19	vs. Northwestern *	2-5	L
2/22	North Carolina	7-2	W
2/24	Virginia Tech	7-1	W
2/26	at Kentucky	6-3	W
3/3	Clemson	5-4	W
3/5	at LSU	5-4	W
3/7	at TCU	1-5	L
3/10	at N.C. State	9-0	W
3/18	Wake Forest	3-6	L
3/21	Auburn	6-3	W
3/25	Florida	1-7	L
3/28	at Georgia	2-7	L
4/1	Alabama	6-0	W
4/7	at Mississippi State	5-4	W
4/9	at Ole Miss	0-6	L
4/14	Vanderbilt	3-6	L
4/16	Tennessee	1-5	L
4/20	vs. Auburn ^	5-2	W
4/21	vs. Vanderbilt ^	3-5	L
5/13	vs. Western Michigan ~	5-1	W
5/14	at Notre Dame ~	1-5	L

\* ITA National Indoors (Madison, Wis.)  
 ^ SEC Tournament (Baton Rouge, La.)  
 ~ NCAA Regionals (South Bend, Ind.)

## 2000-01

**Overall: 15-9 (.625)**  
**SEC: 7-4 (.636) • 5th Place**  
**Postseason: NCAA Round of 32**  
**Final Ranking: 21st ITA**  
**Coach: Arlo Elkins**

Date	Opponent	Score	W	L
2/6	Furman	6-1	W	
2/8	Middle Tennessee State	7-0	W	
2/10	N.C. State	5-2	W	
2/20	College of Charleston	7-0	W	
2/24	at Florida	1-6	L	
2/27	at Wake Forest	3-4	L	
3/3	at Clemson	6-1	W	
3/4	Georgia	3-4	L	
3/6	at North Carolina	3-4	L	
3/10	at Alabama	5-2	W	
3/11	at Georgia Tech	6-1	W	
3/13	at Auburn	5-2	W	
3/16	at Arkansas	4-2	W	
3/18	TCU	3-4	L	
3/23	Ole Miss	4-3	W	
3/25	Mississippi State	6-1	W	
4/1	Kentucky	4-3	W	
4/6	at Vanderbilt	0-6	L	
4/8	at Tennessee	1-6	L	
4/11	LSU	5-2	W	
4/19	vs. Auburn *	4-1	W	
4/20	vs. Georgia *	1-4	L	
5/12	vs. Florida State ^	4-1	W	
5/13	at Arizona State ^	2-4	L	

\* SEC Tournament (Starkville, Miss.)  
 ^ NCAA Regionals (Tempe, Ariz.)

## 2001-02

**Overall: 17-8 (.680)**  
**SEC: 7-4 (.636) • T-4th Place, East**  
**Postseason: NCAA Round of 32**  
**Final Ranking: 16th ITA**  
**Coach: Arlo Elkins**

Date	Opponent	Score	W	L
1/25	BYU	6-1	W	
2/2	Middle Tennessee State	6-1	W	
2/6	Furman	6-1	W	
2/9	Clemson	6-1	W	
2/16	Georgia Tech	2-5	L	
2/18	Harvard	4-2	W	
2/23	N.C. State	7-0	W	
3/1	at Mississippi State	5-1	W	
3/3	at Ole Miss	4-1	W	
3/8	LSU	6-1	W	
3/10	Arkansas	6-1	W	
3/13	at College of Charleston	7-0	W	
3/15	Vanderbilt	1-6	L	
3/17	at Kentucky	3-4	L	
3/25	VCU	2-5	L	
3/29	at Auburn	5-2	W	
3/31	at Alabama	4-3	W	
4/5	Georgia	3-4	L	
4/7	Tennessee	5-2	W	
4/13	Florida	2-4	L	
4/19	Tennessee *	4-1	W	
4/20	Georgia *	4-2	W	
4/21	Florida *	0-4	L	
5/11	Hampton ^	4-1	W	
5/12	VCU ^	1-4	L	

\* SEC Tournament (Columbia, S.C.)  
 ^ NCAA Regionals (Columbia, S.C.)

## 2002-03

**Overall: 14-11 (.560)**  
**SEC: 5-6 (.455) • 6th Place, East**  
**Postseason: NCAA Round of 32**  
**Final Ranking: 46th ITA**  
**Coach: Arlo Elkins**

Date	Opponent	Score	W	L
1/29	College of Charleston	6-1	W	
2/5	at Furman	4-3	W	
2/15	at Clemson	1-6	L	
2/22	N.C. State	6-1	W	
2/23	Middle Tennessee State	5-2	W	
2/28	Mississippi State	7-0	W	
3/2	Ole Miss	4-3	W	
3/7	at LSU	5-2	W	
3/9	at Arkansas	6-1	W	
3/12	at Georgia Tech	0-7	L	
3/14	at Vanderbilt	0-7	L	
3/16	Kentucky	3-4	L	
3/18	Tulsa	5-2	W	
3/21	at Utah State	7-0	W	
3/22	at BYU	2-5	L	
3/23	at Utah	6-1	W	
3/28	Auburn	5-2	W	
3/30	Alabama	1-6	L	
4/4	at Georgia	0-7	L	
4/6	at Tennessee	1-4	L	
4/12	at Florida	0-7	L	
4/17	vs. Auburn *	4-1	W	
4/18	vs. Georgia *	0-4	L	
5/9	vs. Pennsylvania ^	4-3	W	
5/10	at Duke ^	0-4	L	

\* SEC Tournament (Knoxville, Tenn.)  
 ^ NCAA Regionals (Durham, N.C.)



## 2003-04

**Overall: 14-10 (.583)**  
**SEC: 5-6 (.455) • 6th Place, East**  
**Postseason: NCAA Round of 32**  
**Final Ranking: 33rd ITA**  
**Coach: Arlo Elkins**

Date	Opponent	Score	W	L
1/28	Davidson	7-0	W	
2/4	Furman	5-2	W	
2/7	vs. Maryland *	5-2	W	
2/8	at Michigan	2-5	L	
2/14	Clemson	3-4	L	
2/27	Arkansas	7-0	W	
2/29	LSU	6-1	W	
3/1	Chattanooga	7-0	W	
3/5	at Kentucky	2-5	L	
3/7	Vanderbilt	3-4	L	
3/10	vs. Winthrop ^	6-1	W	
3/11	at College of Charleston	6-1	W	
3/13	Harvard	5-2	W	
3/19	at Alabama	3-4	L	
3/21	at Auburn	7-0	W	
3/26	Tennessee	3-4	L	
3/28	Georgia	2-5	L	
4/2	at Ole Miss	6-1	W	
4/4	at Mississippi State	4-3	W	
4/7	Marshall	5-2	W	
4/11	Florida	0-7	L	
4/15	vs. Ole Miss ~	3-4	L	
5/15	vs. Wake Forest +	4-1	W	
5/16	at Clemson +	1-4	L	

\* At Ann Arbor, Mich.  
 ^ At Charleston, S.C.  
 ~ SEC Tournament (Nashville, Tenn.)  
 + NCAA Regionals (Clemson, S.C.)

## 2004-05

**Overall: 15-9 (.625)**  
**SEC: 6-5 (.545) • 6th Place, East**  
**Postseason: NCAA Round of 32**  
**Final Ranking: 23rd ITA**  
**Coach: Arlo Elkins**

Date	Opponent	Score	W	L
2/1	at Furman	4-3	W	
2/4	Michigan	4-3	W	
2/6	Maryland	7-0	W	
2/16	College of Charleston	7-0	W	
2/23	Winthrop	6-1	W	
3/4	at Arkansas	6-1	W	
3/6	at LSU	3-4	L	
3/8	BYU	1-4	L	
3/11	Kentucky	3-4	L	
3/13	at Vanderbilt	5-2	W	
3/16	at Clemson	2-5	L	
3/25	Alabama	4-3	W	
3/27	Auburn	5-0	W	
4/1	at Tennessee	2-5	L	
4/3	at Georgia	0-4	L	
4/5	USC-Aiken	7-0	W	
4/8	Ole Miss	4-3	W	
4/10	Mississippi State	4-3	W	
4/12	at Francis Marion	7-0	W	
4/16	at Florida	0-4	L	
4/21	vs. Arkansas *	4-1	W	
4/22	vs. Florida *	0-4	L	
5/13	vs. Nebraska ^	4-0	W	
5/15	at Georgia ^	0-4	L	

\* SEC Tournament (Tuscaloosa, Ala.)  
 ^ NCAA Regionals (Athens, Ga.)

## 2005-06

**Overall: 12-11 (.522)**  
**SEC: 4-7 (.364) • 6th Place, East**  
**Postseason: NCAA Round of 64**  
**Final Ranking: 41st ITA**  
**Coach: Arlo Elkins**

Date	Opponent	Score	W	L
1/25	College of Charleston	7-0	W	
1/29	Davidson	7-0	W	
1/31	Furman	7-0	W	
2/3	at Maryland	3-4	L	
2/4	vs. Michigan *	6-1	W	
2/19	Clemson	4-3	W	
2/25	at Brown	5-2	W	
2/26	at Harvard	3-4	L	
3/3	at Mississippi State	6-1	W	
3/5	at Ole Miss	4-3	W	
3/10	Georgia	1-6	L	
3/12	Tennessee	3-4	L	
3/19	Winthrop	6-1	W	
3/24	LSU	6-1	W	
3/26	Arkansas	3-4	L	
3/31	at Auburn	6-1	W	
4/2	at Alabama	3-4	L	
4/7	at Kentucky	2-5	L	
4/9	Vanderbilt	2-5	L	
4/15	Florida	0-4	L	
4/20	vs. Ole Miss ^	4-1	W	
4/21	at Florida ^	0-4	L	
5/12	vs. Wake Forest ~	1-4	L	

\* At College Park, Md.  
 ^ SEC Tournament (Gainesville, Fla.)  
 ~ NCAA Regionals (Chapel Hill, N.C.)

## 2006-07

**Overall: 16-7 (.696)**  
**SEC: 8-3 (.727) • 4th Place, East**  
**Postseason: NCAA Round of 64**  
**Final Ranking: 32nd ITA**  
**Coach: Arlo Elkins**

Date	Opponent	Score	W	L
1/24	East Tennessee State	6-1	W	
1/30	at Furman	7-0	W	
2/7	Winthrop	7-0	W	
2/11	Davidson	7-0	W	
2/18	South Carolina State	7-0	W	
2/24	at N.C. State	1-6	L	
2/25	at Clemson	2-5	L	
2/28	Marshall	6-1	W	
3/2	Mississippi State	7-0	W	
3/4	Ole Miss	7-0	W	
3/9	at Georgia	2-5	L	
3/11	at Tennessee	4-2	W	
3/15	at College of Charleston	6-1	W	
3/17	Troy	6-1	W	
3/23	at LSU	4-3	W	
3/25	at Arkansas	7-0	W	
3/30	Auburn	4-3	W	
4/1	Alabama	7-0	W	
4/6	Kentucky	4-3	W	
4/8	at Vanderbilt	2-5	L	
4/14	at Florida	1-4	L	
4/20	vs. Tennessee *	3-4	L	
5/12	vs. Wichita State ^	3-4	L	

\* SEC Tournament (Lexington, Ky.)  
 ^ NCAA Regionals (Coral Gables, Fla.)

## 2007-08

**Overall: 13-10 (.565)**  
**SEC: 5-6 (.455) • T-5th Place, East**  
**Postseason: NCAA Round of 32**  
**Final Ranking: 32nd ITA**  
**Coach: Arlo Elkins**

Date	Opponent	Score	W	L
1/25	Troy	7-0	W	
1/30	College of Charleston	7-0	W	
2/2	at Harvard	5-2	W	
2/6	Furman	5-2	W	
2/13	Winthrop	7-0	W	
2/22	N.C. State	5-2	W	
2/23	Clemson	0-7	L	
2/29	Kentucky	3-4	L	
3/2	Vanderbilt	4-3	W	
3/7	at Georgia	0-7	L	
3/9	at Tennessee	3-4	L	
3/13	at BYU	1-5	L	
3/15	at Utah	4-3	W	
3/21	Mississippi State	6-1	W	
3/23	at Ole Miss	4-3	W	
3/28	LSU	5-2	W	
3/30	Arkansas	2-5	L	
4/4	at Alabama	4-2	W	
4/6	at Auburn	3-4	L	
4/12	Florida	0-4	L	
4/17	at Auburn *	0-4	L	
5/9	vs. VCU ^	4-3	W	
5/10	at Georgia ^	0-4	L	

\* SEC Tournament (Auburn, Ala.)  
 ^ NCAA Regionals (Athens, Ga.)

## 2008-09

**Overall: 17-11 (.607)**  
**SEC: 6-5 (.545) • 5th Place, East**  
**Postseason: NCAA Quarterfinals**  
**Final Ranking: 17th ITA**  
**Coach: Arlo Elkins**

Date	Opponent	Score	W	L
1/16	BYU	5-2	W	
1/21	at Furman	6-1	W	
1/23	at Miami (Ohio)	6-1	W	
1/25	at Michigan	3-4	L	
1/31	vs. Ohio State *	3-4	L	
2/1	vs. VCU *	4-3	W	
2/11	Winthrop	5-2	W	
2/22	at Clemson	2-5	L	
3/6	at Vanderbilt	2-5	L	
3/8	at Kentucky	5-2	W	
3/11	at UNLV	7-0	W	
3/13	Tennessee	2-5	L	
3/15	Georgia	1-6	L	
3/21	at FIU	2-5	L	

3/22	at USF	5-2	W	
3/27	at Mississippi State	6-1	W	
3/29	Ole Miss	5-2	W	
4/3	at Arkansas	5-2	W	
4/5	at LSU	2-5	L	
4/10	Auburn	5-2	W	
4/12	Alabama	6-1	W	
4/18	at Florida	2-4	L	
4/23	vs. Kentucky ^	4-2	W	
4/24	vs. Tennessee ^	2-4	L	
5/9	vs. Wake Forest ~	4-0	W	
5/10	at Tennessee ~	4-3	W	
5/15	vs. Washington +	4-0	W	
5/17	vs. Georgia +	3-4	L	

\* ITA Kickoff Weekend (Durham, N.C.)  
 ^ SEC Tournament (Fayetteville, Ark.)  
 ~ NCAA Regionals (Knoxville, Tenn.)  
 + NCAA Championships (College Station, Texas)

## 2009-10

**Overall: 17-9 (.654)**  
**SEC: 7-4 (.636) • T-4th Place, East**  
**Postseason: NCAA Round of 32**  
**Final Ranking: 19th ITA**  
**Coach: Arlo Elkins**

Date	Opponent	Score	W	L
1/26	Furman	6-1	W	
1/29	vs. Michigan *	3-4	L	
1/30	vs. Washington *	3-4	L	
2/17	Winthrop	7-0	W	
2/21	Clemson	3-4	L	
2/24	College of Charleston	7-0	W	
3/3	USF	5-2	W	
3/5	LSU	5-2	W	
3/7	Arkansas	6-1	W	
3/9	Wake Forest	5-2	W	
3/12	at Alabama	4-3	W	
3/14	at Auburn	3-4	L	
3/20	at Colorado	5-2	W	
3/24	Illinois	4-3	W	
3/26	at Ole Miss	4-3	W	
3/28	Mississippi State	5-0	W	
4/2	Kentucky	7-0	W	
4/4	Vanderbilt	5-2	W	
4/9	at Georgia	3-4	L	
4/11	at Tennessee	3-4	L	
4/17	Florida	0-4	L	
4/22	vs. Kentucky ^	4-0	W	
4/23	at Georgia ^	4-1	W	
4/24	vs. Florida ^	0-4	L	
5/14	vs. TCU ~	4-2	W	
5/15	at Florida State ~	0-4	L	

\* ITA Kickoff Weekend (Fayetteville, Ark.)  
 ^ SEC Tournament (Athens, Ga.)  
 ~ NCAA Regionals (Tallahassee, Fla.)



The 2008-09 Gamecocks — NCAA Quarterfinalists

# SERIES RESULTS



## **Alabama** **13-7**

3/8/1980	Home	9-0	Win
2/18/1992	Home	4-5	Loss
3/8/1993	Away	2-6	Loss
4/23/1994	Home	4-5	Loss
3/7/1995	Away	6-3	Win
3/9/1996	Home	5-1	Win
3/12/1997	Away	4-5	Loss
2/28/1998	Home	9-0	Win
3/9/1999	Away	5-1	Win
4/1/2000	Home	6-0	Win
3/10/2001	Away	5-2	Win
3/31/2002	Away	4-3	Win
3/30/2003	Home	1-6	Loss
3/19/2004	Away	3-4	Loss
3/25/2005	Home	4-3	Win
4/2/2006	Away	3-4	Loss
4/1/2007	Home	7-0	Win
4/4/2008	Away	4-2	Win
4/12/2009	Home	6-1	Win
3/12/2010	Away	4-3	Win

## **Appalachian State** **3-0**

3/10/1979	Home	9-0	Win
3/2/1985	Home	6-0	Win
2/28/1986	Home	9-0	Win

## **Arizona** **0-1**

3/26/1988	Neutral	2-5	Loss
-----------	---------	-----	------

## **Arizona State** **0-2**

3/25/1988	Away	2-7	Loss
5/13/2001	Away	2-4	Loss

## **Arkansas** **19-4**

3/19/1990	Home	6-1	Win
3/17/1992	Home	8-1	Win
3/13/1993	Away	6-1	Win
2/13/1994	Home	5-2	Win
3/11/1995	Away	5-1	Win
4/27/1995	Neutral	6-0	Win
4/6/1996	Home	5-1	Win
3/10/1997	Away	4-5	Loss
4/17/1997	Neutral	5-3	Win
3/1/1998	Home	5-4	Win
3/21/1999	Away	4-5	Loss
2/11/2000	Home	7-2	Win
3/16/2001	Away	4-2	Win
3/10/2002	Home	6-1	Win
3/9/2003	Away	6-1	Win
2/27/2004	Home	7-0	Win
3/4/2005	Away	6-1	Win
4/21/2005	Neutral	4-1	Win
3/26/2006	Home	3-4	Loss
3/25/2007	Away	7-0	Win
3/30/2008	Home	2-5	Loss
4/3/2009	Away	5-2	Win
3/7/2010	Home	6-1	Win

## **Auburn** **23-5**

3/1/1985	Home	5-2	Win
11/10/1985	Neutral	4-5	Loss
2/8/1987	Neutral	6-2	Win
3/22/1988	Home	7-2	Win
3/21/1989	Home	5-4	Win
3/25/1992	Home	5-2	Win
3/9/1993	Away	3-5	Loss
2/27/1994	Home	5-4	Win
3/6/1995	Away	6-0	Win
4/14/1996	Home	5-2	Win

3/13/1997	Away	5-1	Win
2/22/1998	Home	8-1	Win
3/7/1999	Away	6-0	Win
3/21/2000	Home	6-3	Win
4/20/2000	Neutral	5-2	Win
3/13/2001	Away	5-2	Win
4/19/2001	Neutral	4-1	Win
3/29/2002	Away	5-2	Win
3/28/2003	Home	5-2	Win
4/17/2003	Neutral	4-1	Win
3/21/2004	Away	7-0	Win
3/27/2005	Home	5-0	Win
3/31/2006	Away	6-1	Win
3/30/2007	Home	4-3	Win
4/6/2008	Away	3-4	Loss
4/17/2008	Away	0-4	Loss
4/10/2009	Home	5-2	Win
3/14/2010	Away	3-4	Loss

## **Boston College** **9-0**

3/2/1987	Home	8-1	Win
2/29/1988	Home	9-0	Win
3/31/1989	Home	5-3	Win
3/30/1990	Home	7-1	Win
2/16/1992	Home	9-0	Win
2/12/1993	Home	9-0	Win
2/11/1994	Home	9-0	Win
2/11/1995	Home	6-3	Win
2/10/1996	Home	7-2	Win

## **Brown** **1-0**

2/25/2006	Away	5-2	Win
-----------	------	-----	-----

## **BYU** **9-9**

6/5/1980	Neutral	3-6	Loss
5/12/1988	Neutral	4-5	Loss
2/24/1989	Away	2-7	Loss
3/29/1991	Neutral	3-5	Loss
3/21/1992	Away	6-3	Win
3/22/1993	Home	5-3	Win
3/12/1994	Away	5-3	Win
3/22/1995	Home	5-1	Win
5/12/1995	Neutral	5-2	Win
3/16/1996	Away	4-5	Loss
3/22/1997	Away	7-2	Win
3/21/1998	Away	3-6	Loss
3/12/1999	Home	8-1	Win
1/25/2002	Home	6-1	Win
3/22/2003	Away	2-5	Loss
3/8/2005	Home	1-4	Loss
3/13/2008	Away	1-5	Loss
1/16/2009	Home	5-2	Win

## **California** **0-2**

3/14/1986	Neutral	1-8	Loss
3/13/1987	Away	4-5	Loss

## **Charleston Southern** **1-0**

2/7/1998	Home	8-1	Win
----------	------	-----	-----

## **Charlotte** **2-0**

3/27/1986	Home	9-0	Win
2/6/1994	Home	7-0	Win

## **Chattanooga** **4-0**

1978	—	5-4	Win
1978	—	6-3	Win
4/15/1979	Home	8-1	Win
3/1/2004	Home	7-0	Win

## **Cincinnati** **2-0**

4/18/1985	Neutral	9-0	Win
4/18/1986	Neutral	9-0	Win

## **Clemson** **22-23**

3/25/1976	Home	8-1	Win
4/7/1976	Away	5-4	Win
3/5/1977	Away	4-5	Loss
3/24/1977	Home	4-5	Loss
3/5/1978	Home	2-7	Loss
4/12/1978	Away	1-8	Loss
4/20/1979	Home	8-1	Win
4/19/1980	Away	5-4	Win
5/10/1980	Neutral	6-3	Win
6/7/1980	Neutral	4-5	Loss
4/17/1981	Home	2-7	Loss
5/7/1981	Neutral	4-5	Loss
10/5/1981	Home	8-1	Win
4/18/1982	Away	6-3	Win
10/2/1982	Home	5-4	Win
3/6/1983	Neutral	5-2	Win
10/2/1983	Home	1-8	Loss
3/10/1984	Away	0-9	Loss
3/8/1985	Away	3-6	Loss
11/8/1985	Away	0-9	Loss
11/2/1986	Away	0-9	Loss
3/22/1987	Away	6-3	Win
2/24/1990	Home	7-2	Win
2/24/1991	Neutral	5-4	Win
3/28/1992	Home	1-6	Loss
4/16/1993	Away	1-8	Loss
3/30/1994	Home	5-4	Win
4/4/1995	Away	5-3	Win
3/12/1996	Home	5-3	Win
5/4/1996	Home	4-5	Loss
4/13/1997	Away	5-4	Win
3/18/1998	Home	7-2	Win
4/7/1999	Away	8-1	Win
3/3/2000	Home	5-4	Win
3/3/2001	Away	6-1	Win
2/9/2002	Home	6-1	Win
2/15/2003	Away	1-6	Loss
2/14/2004	Home	3-4	Loss
5/16/2004	Away	1-4	Loss
3/16/2005	Away	2-5	Loss
2/19/2006	Home	4-3	Win
2/25/2007	Away	2-5	Loss
2/23/2008	Home	0-7	Loss
2/22/2009	Away	2-5	Loss
2/21/2010	Home	3-4	Loss

## **Coastal Carolina** **1-0**

3/11/1991	Home	8-0	Win
-----------	------	-----	-----

## **College of Charleston** **19-2**

1978	—	3-6	Loss
1978	—	3-6	Loss
3/14/1979	Away	9-0	Win
4/10/1979	Home	8-1	Win
3/11/1980	Home	8-1	Win
3/27/1985	Home	9-0	Win
2/13/1994	Home	7-0	Win
2/25/1995	Home	7-0	Win
2/10/1996	Home	8-1	Win
2/8/1997	Home	8-1	Win
2/7/1998	Home	9-0	Win
2/5/2000	Home	8-0	Win
2/20/2001	Home	7-0	Win
3/13/2002	Away	7-0	Win
1/29/2003	Home	6-1	Win

3/11/2004	Away	6-1	Win
2/16/2005	Home	7-0	Win
1/25/2006	Home	7-0	Win
3/15/2007	Away	6-1	Win
1/30/2008	Home	7-0	Win
2/24/2010	Home	7-0	Win

## **Colorado** **3-0**

3/28/1989	Home	7-2	Win
4/1/1990	Home	6-0	Win
3/20/2010	Away	5-2	Win

## **Converse** **3-0**

1978	—	9-0	Win
3/5/1979	Away	9-0	Win
3/4/1980	Home	9-0	Win

## **Davidson** **7-1**

1975	—	0-9	Loss
2/5/1994	Home	7-0	Win
2/25/1995	Home	7-0	Win
1/19/1998	Home	9-0	Win
2/5/2000	Home	8-0	Win
1/28/2004	Home	7-0	Win
1/29/2006	Home	7-0	Win
2/11/2007	Home	7-0	Win

## **Duke** **4-11**

1979	—	9-0	Win
5/11/1979	Neutral	6-3	Win
3/10/1985	Neutral	5-4	Win
4/2/1989	Away	0-6	Loss
2/25/1990	Home	3-6	Loss
3/30/1991	Neutral	1-7	Loss
3/29/1992	Home	1-5	Loss
4/17/1993	Away	0-6	Loss
4/1/1994	Away	2-7	Loss
4/11/1995	Home	5-4	Win
4/9/1996	Away	1-5	Loss
3/31/1997	Home	1-5	Loss
4/8/1998	Away	0-6	Loss
4/14/1999	Home	2-7	Loss
5/10/2003	Away	0-4	Loss

## **East Tennessee State** **1-0**

1/24/2007	Home	6-1	Win
-----------	------	-----	-----

## **Flagler** **1-0**

3/31/1979	Away	9-0	Win
-----------	------	-----	-----

## **Florida** **2-35**

3/25/1979	Away	4-5	Loss
6/7/1979	Neutral	1-8	Loss
2/28/1981	Home	1-6	Loss
3/29/1981	Home	5-4	Win
3/26/1982	Neutral	1-5	Loss
5/16/1982	Neutral	5-4	Win
4/2/1983	Away	4-5	Loss
3/3/1984	Home	2-7	Loss
3/10/1989	Away	1-5	Loss
2/23/1990	Home	1-5	Loss
2/23/1991	Away	0-8	Loss
3/27/1992	Home	0-6	Loss
4/4/1993	Away	0-6	Loss
3/20/1994	Home	0-6	Loss
4/9/1995	Away	0-6	Loss
4/29/1995	Neutral	0-5	Loss
3/2/1996	Home	0-9	Loss
4/5/1997	Away	0-9	Loss
4/18/1997	Neutral	1-5	Loss

3/28/1998	Home	0-6	Loss
4/4/1999	Away	1-8	Loss
4/24/1999	Neutral	1-5	Loss
3/25/2000	Home	1-7	Loss
2/24/2001	Away	1-6	Loss
4/13/2002	Home	2-4	Loss
4/21/2002	Home	0-4	Loss
4/12/2003	Away	0-7	Loss
4/11/2004	Home	0-7	Loss
4/16/2005	Away	0-4	Loss
4/22/2005	Neutral	0-4	Loss
4/15/2006	Home	0-4	Loss
4/21/2006	Away	0-4	Loss
4/14/2007	Away	1-4	Loss
4/12/2008	Home	0-4	Loss
4/18/2009	Away	2-4	Loss
4/17/2010	Home	0-4	Loss
4/24/2010	Neutral	0-4	Loss

## **Florida International** **0-1**

3/21/2009	Away	2-5	Loss
-----------	------	-----	------



# SERIES RESULTS

2/6/2002	Home	6-1	Win
2/5/2003	Away	4-3	Win
2/4/2004	Home	5-2	Win
2/1/2005	Away	4-3	Win
1/31/2006	Home	7-0	Win
1/30/2007	Away	7-0	Win
2/6/2008	Home	5-2	Win
1/21/2009	Away	6-1	Win
1/26/2010	Home	6-1	Win

## Georgia 15-38

1974	—	5-4	Win
1974	—	0-9	Loss
1977	—	3-6	Loss
1978	—	4-5	Loss
1978	—	6-3	Win
2/25/1979	Away	8-1	Win
1979	Home	8-1	Win
1980	Away	9-0	Win
2/22/1980	Home	6-3	Win
1981	Home	6-3	Win
1981	Away	7-2	Win
1982	Neutral	6-3	Win
1983	Home	6-3	Win
1984	Away	1-8	Loss
10/5/1984	Home	2-7	Loss
3/9/1985	Neutral	5-4	Win
4/10/1985	Home	2-7	Loss
3/22/1986	Neutral	1-8	Loss
2/11/1987	Home	2-6	Loss
2/20/1988	Away	1-8	Loss
2/2/1989	Home	1-5	Loss
3/14/1990	Away	0-6	Loss
3/15/1991	Home	0-6	Loss
3/6/1992	Away	0-6	Loss
3/29/1993	Home	1-5	Loss
4/21/1994	Away	2-7	Loss
4/23/1995	Home	1-5	Loss
5/13/1995	Neutral	0-5	Loss
4/17/1996	Away	6-3	Win
4/26/1996	Home	4-5	Loss
4/12/1997	Home	5-4	Win
3/7/1998	Away	1-7	Loss
4/17/1998	Neutral	1-5	Loss
4/18/1999	Home	1-5	Loss
5/20/1999	Neutral	1-5	Loss
3/28/2000	Away	2-7	Loss
3/4/2001	Home	3-4	Loss
4/20/2001	Neutral	1-4	Loss
4/5/2002	Home	3-4	Loss
4/20/2002	Home	4-2	Win
4/4/2003	Away	0-7	Loss
4/18/2003	Neutral	0-4	Loss
3/28/2004	Home	2-5	Loss
4/3/2005	Away	0-4	Loss
5/15/2005	Away	0-4	Loss
3/10/2006	Home	1-6	Loss
3/9/2007	Away	2-5	Loss
3/7/2008	Away	0-7	Loss
5/10/2008	Away	0-4	Loss
3/15/2009	Home	1-6	Loss
5/17/2009	Neutral	3-4	Loss
4/9/2010	Away	3-4	Loss
4/23/2010	Away	4-1	Win

## Georgia Southern 4-0

1978	—	9-0	Win
1978	—	8-1	Win
2/11/1995	Home	7-2	Win
2/9/1996	Home	6-3	Win

## Georgia Tech 4-2

2/24/1985	Home	8-1	Win
3/16/1991	Home	6-3	Win
2/13/2000	Home	6-2	Win
3/11/2001	Away	6-1	Win
2/16/2002	Home	2-5	Loss
3/12/2003	Away	0-7	Loss

## Hampton 1-0

5/11/2002	Home	4-1	Win
-----------	------	-----	-----

## Harvard 3-1

2/18/2002	Home	4-2	Win
3/13/2004	Home	5-2	Win
2/26/2006	Away	3-4	Loss
2/2/2008	Away	5-2	Win

## Houston 1-1

3/8/1986	Away	4-5	Loss
4/4/1987	Away	8-1	Win

## Illinois 1-0

3/24/2010	Home	4-3	Win
-----------	------	-----	-----

## Indiana 2-9

5/14/1983	Neutral	2-7	Loss
3/15/1985	Neutral	1-8	Loss
2/15/1986	Away	1-8	Loss
3/21/1986	Neutral	2-7	Loss
2/13/1987	Away	2-6	Loss
3/18/1987	Away	3-5	Loss
2/12/1988	Away	5-4	Win
3/17/1988	Home	2-7	Loss
2/17/1989	Away	0-9	Loss
2/16/1991	Away	2-7	Loss
5/10/1997	Neutral	5-2	Win

## Iowa 2-0

3/23/1980	Neutral	9-0	Win
2/16/1985	Neutral	8-1	Win

## Kansas State 1-0

3/23/1994	Home	9-0	Win
-----------	------	-----	-----

## Kentucky 15-14

5/8/1980	Neutral	8-1	Win
4/4/1985	Home	2-7	Loss
4/12/1986	Away	2-7	Loss
3/19/1987	Away	2-7	Loss
3/11/1989	Neutral	3-6	Loss
1/27/1990	Home	6-3	Win
4/6/1991	Home	1-5	Loss
2/2/1992	Away	4-5	Loss
3/18/1993	Home	5-2	Win
4/10/1994	Away	0-5	Loss
4/29/1994	Neutral	2-5	Loss
3/13/1995	Home	5-1	Win
4/21/1996	Away	6-0	Win
4/7/1997	Home	5-1	Win
4/12/1998	Away	5-4	Win
2/21/1999	Home	6-2	Win
2/26/2000	Away	6-3	Win
4/1/2001	Home	4-3	Win
3/17/2002	Away	3-4	Loss
3/16/2003	Home	3-4	Loss
3/5/2004	Away	2-5	Loss
3/11/2005	Home	3-4	Loss
4/7/2006	Away	2-5	Loss
4/6/2007	Home	4-3	Win
2/29/2008	Home	3-4	Loss

3/8/2009	Away	5-2	Win
4/23/2009	Neutral	4-2	Win
4/2/2010	Home	7-0	Win
4/22/2010	Neutral	4-0	Win

## Long Beach State 1-0

3/10/1987	Away	8-0	Win
-----------	------	-----	-----

## Louisiana-Monroe 1-1

4/13/1985	Home	3-6	Loss
4/2/1991	Home	6-0	Win

## Louisville 1-0

4/17/1986	Neutral	9-0	Win
-----------	---------	-----	-----

## LSU 18-3

2/22/1985	Home	4-5	Loss
3/9/1992	Away	5-1	Win
3/25/1993	Home	5-1	Win
4/14/1994	Away	5-1	Win
4/28/1994	Neutral	5-2	Win
3/24/1995	Home	5-1	Win
3/7/1996	Away	6-0	Win
3/29/1997	Home	5-4	Win
3/9/1998	Away	5-4	Win
4/17/1999	Home	7-2	Win
3/5/2000	Away	5-4	Win
4/11/2001	Home	5-2	Win
3/8/2002	Home	6-1	Win
3/7/2003	Away	5-2	Win
2/29/2004	Home	6-1	Win
3/6/2005	Away	3-4	Loss
3/24/2006	Home	6-1	Win
3/23/2007	Away	4-3	Win
3/28/2008	Home	5-2	Win
4/5/2009	Away	2-5	Loss
3/5/2010	Home	5-2	Win

## Marquette 1-0

5/9/1997	Neutral	5-3	Win
----------	---------	-----	-----

## Marshall 2-0

4/7/2004	Home	5-2	Win
2/28/2007	Home	7-0	Win

## Maryland 2-1

2/7/2004	Neutral	5-2	Win
2/6/2005	Home	7-0	Win
2/3/2006	Away	3-4	Loss

## Massachusetts 1-0

1980	Home	9-0	Win
------	------	-----	-----

## Miami (Fla.) 2-3

1979	Away	3-6	Loss
6/7/1979	Neutral	5-4	Win
6/4/1980	Neutral	5-4	Win
11/1/1986	Neutral	2-7	Loss
4/20/1988	Home	2-7	Loss

## Miami (Ohio) 2-0

2/17/1985	Neutral	5-4	Win
1/23/2009	Away	6-1	Win

## Michigan 2-3

2/8/2004	Away	2-5	Loss
2/4/2005	Home	4-3	Win
2/4/2006	Neutral	6-1	Win
1/25/2009	Away	3-4	Loss
1/29/2010	Neutral	3-4	Loss

## Middle Tennessee State 4-0

2/24/1980	Away	9-0	Win
2/8/2010	Home	7-0	Win
2/2/2002	Home	6-1	Win
2/23/2003	Home	5-2	Win

## Minnesota 1-0

3/22/1990	Neutral	8-1	Win
-----------	---------	-----	-----

## Mississippi State 21-1

3/19/1989	Home	4-5	Loss
4/18/1992	Away	7-2	Win
4/23/1992	Neutral	5-0	Win
3/5/1993	Home	8-1	Win
3/7/1994	Away	5-1	Win
3/3/1995	Home	8-1	Win
3/31/1996	Away	6-3	Win
3/6/1997	Home	7-2	Win
4/5/1998	Away	5-1	Win
4/16/1998	Neutral	6-3	Win
4/11/1999	Home	7-2	Win
4/7/2000	Away	5-4	Win
3/25/2001	Home	6-1	Win
3/1/2002	Away	5-1	Win
2/28/2003	Home	7-0	Win
4/4/2004	Away	4-3	Win
4/10/2005	Home	4-3	Win
3/3/2006	Away	6-1	Win
3/2/2007	Home	7-0	Win
3/21/2008	Home	6-1	Win
3/27/2009	Away	6-1	Win
3/28/2010	Home	5-0	Win

## Nebraska 2-0

3/30/1985	Home	6-3	Win
5/13/2005	Neutral	4-0	Win

## New Mexico 1-0

3/7/1986	Neutral	8-1	Win
----------	---------	-----	-----

## North Carolina 10-6

1975	—	0-9	Loss
1979	Away	8-1	Win
5/12/1979	Neutral	8-1	Win
3/22/1980	Home	6-3	Win
5/9/1980	Neutral	6-3	Win
3/2/1986	Away	2-7	Loss
3/29/1987	Home	5-4	Win
3/20/1988	Home	9-0	Win
4/1/1989	Away	4-5	Loss
3/31/1990	Home	7-1	Win
3/31/1991	Away	5-3	Win
2/23/1992	Home	1-5	Loss
2/27/1993	Away	1-5	Loss
2/6/1994	Home	8-1	Win
2/22/2000	Home	7-2	Win
3/6/2001	Away	3-4	Loss

## North Carolina State 12-2

1978	—	2-7	Loss
3/29/1985	Home	7-2	Win
3/1/1987	Home	9-0	Win
1/20/1990	Home	9-0	Win
2/18/1996	Home	6-2	Win
2/22/1997	Away	5-1	Win
5/15/1998	Neutral	5-2	Win
4/2/1999	Home	8-1	Win
3/10/2000	Away	9-0	Win
2/10/2001	Home	5-2	Win
2/23/2002	Home	7-0	Win

2/22/2003	Home	6-1	Win
2/24/2007	Away	1-6	Loss
2/22/2008	Home	5-2	Win

## North Florida 6-0

3/14/1985	Home	8-1	Win
4/6/1986	Home	6-3	Win
4/12/1987	Home	8-1	Win
4/10/1988	Home	7-2	Win
4/7/1989	Home	6-0	Win
4/7/1990	Home	6-0	Win

## Northwestern 0-3

4/11/1986	Neutral	0-9	Loss
2/25/1989	Neutral	4-5	Loss
2/19/2000	Neutral	2-5	Loss

## Notre Dame 1-3

2/15/1991	Neutral	1-8	Loss
3/14/1992	Home	7-2	Win
2/23/1996	Neutral	2-5	Loss
5/14/2000	Away	1-5	Loss

## Ohio State 1-2

1978	—	3-6	Loss
3/28/1987	Home	7-2	Win
1/31/2009</			



# SERIES RESULTS



## **Pennsylvania 1-0**

5/9/2003 Neutral 4-3 Win

## **Pepperdine 2-1**

6/6/1979 Neutral 5-4 Win  
3/8/1987 Away 7-2 Win  
2/24/1996 Neutral 2-5 Loss

## **Presbyterian 2-0**

2/27/1979 Away 9-0 Win  
3/19/1985 Home 9-0 Win

## **Princeton 1-0**

3/23/1985 Away 7-2 Win

## **Purdue 1-0**

3/13/1985 Home 9-0 Win

## **Rice 1-0**

4/2/1987 Neutral 5-4 Win

## **Richmond 2-0**

2/26/1988 Home 9-0 Win  
1/19/1990 Home 9-0 Win

## **Rollins 3-1**

3/29/1979 Away 4-5 Loss  
4/4/1980 Away 5-4 Win  
3/24/1985 Away 7-1 Win  
4/2/1986 Home 8-1 Win

## **San Diego 1-0**

3/23/1990 Away 5-4 Win

## **San Diego State 1-4**

6/4/1979 Neutral 3-6 Loss  
3/27/1988 Neutral 5-4 Win  
3/22/1989 Home 0-5 Loss  
3/24/1990 Away 3-6 Loss  
3/24/1991 Home 3-5 Loss

## **SIU-Edwardsville 1-0**

3/18/1985 Home 5-4 Win

## **SMU 0-2**

3/12/1986 Away 4-5 Loss  
3/8/1988 Away 0-9 Loss

## **South Alabama 1-0**

10/3/1986 Home 8-1 Win

## **South Carolina State 1-0**

2/18/2007 Home 7-0 Win

## **Southern California 0-1**

5/17/1982 Neutral 1-8 Loss

## **Southern Illinois 1-0**

2/14/1988 Neutral 6-3 Win

## **Stanford 0-1**

2/17/2000 Neutral 0-8 Loss

## **TCU 15-3**

6/6/1979 Neutral 5-4 Win  
3/20/1981 Neutral 5-4 Win  
3/18/1982 Home 7-2 Win  
2/15/1987 Neutral 5-4 Win  
3/7/1988 Away 5-4 Win  
3/12/1990 Away 5-1 Win

3/18/1991 Home 6-2 Win  
3/11/1992 Away 8-0 Win  
3/16/1993 Home 5-1 Win  
4/15/1994 Away 6-0 Win  
3/15/1995 Home 6-0 Win  
3/5/1996 Away 7-2 Win  
3/17/1997 Home 7-2 Win  
3/12/1998 Away 3-6 Loss  
3/17/1999 Home 8-1 Win  
3/7/2000 Away 1-5 Loss  
3/18/2001 Home 3-4 Loss  
5/14/2010 Neutral 4-2 Win

## **Tennessee 17-22**

4/15/1978 — 6-3 Win  
4/15/1979 Away 6-3 Win  
10/6/1979 Home 6-3 Win  
3/4/1981 — 6-3 Win  
5/8/1981 — 7-2 Win  
4/24/1982 — 7-2 Win  
2/19/1983 — 7-2 Win  
2/26/1983 — 9-0 Win  
10/14/1983 — 4-5 Loss  
10/12/1984 — 4-5 Loss  
2/14/1986 Neutral 3-6 Loss  
2/14/1987 Neutral 7-2 Win  
2/13/1988 Neutral 3-6 Loss  
4/15/1989 Home 2-5 Loss  
4/7/1991 Home 2-5 Loss  
4/5/1992 Home 5-4 Win  
4/24/1992 Neutral 1-5 Loss  
4/11/1993 Away 5-4 Win  
3/25/1994 Home 6-1 Win  
4/15/1995 Away 3-5 Loss  
3/22/1996 Home 6-3 Win  
4/3/1997 Away 3-6 Loss  
3/26/1998 Home 3-6 Loss  
3/28/1999 Away 4-5 Loss  
4/16/2000 Home 1-5 Loss  
4/8/2001 Away 1-6 Loss  
4/7/2002 Home 5-2 Win  
4/19/2002 Home 4-1 Win  
4/6/2003 Away 1-4 Loss  
3/26/2004 Home 3-4 Loss  
4/1/2005 Away 2-5 Loss  
3/12/2006 Home 3-4 Loss  
3/11/2007 Away 4-2 Win  
4/20/2007 Neutral 3-4 Loss  
3/9/2008 Away 3-4 Loss  
3/13/2009 Home 2-5 Loss  
4/24/2009 Neutral 2-4 Loss  
5/10/2009 Away 4-3 Win  
4/11/2010 Away 3-4 Loss

## **Texas 1-2**

1980 Home 7-2 Win  
3/14/1989 Home 1-8 Loss  
3/6/1990 Away 2-5 Loss

## **Texas A&M 7-1**

3/11/1988 Away 5-4 Win  
3/18/1989 Home 4-5 Loss  
3/7/1990 Away 8-1 Win  
3/23/1991 Home 5-2 Win  
3/12/1992 Away 6-0 Win  
3/20/1993 Home 5-4 Win  
4/17/1994 Away 5-1 Win  
3/16/1995 Home 6-0 Win

## **Toledo 1-0**

3/28/1985 Home 8-1 Win

## **Trinity 2-1**

3/10/1988 Away 2-6 Loss  
3/9/1990 Away 6-3 Win  
3/25/1991 Home 7-2 Win

## **Troy 2-0**

3/17/2007 Home 6-1 Win  
1/25/2008 Home 7-0 Win

## **Tulane 1-0**

4/20/1985 Neutral 6-0 Win

## **Tulsa 1-0**

3/18/2003 Home 5-2 Win

## **UC Irvine 1-0**

3/11/1987 Away 7-2 Win

## **UC Santa Barbara 1-0**

4/3/1987 Neutral 8-1 Win

## **UCLA 0-2**

5/11/1990 Neutral 0-6 Loss  
2/22/1996 Neutral 0-7 Loss

## **UNLV 2-0**

3/14/1999 Away 9-0 Win  
3/11/2009 Away 7-0 Win

## **USC-Aiken 1-0**

4/5/2005 Home 7-0 Win

## **USF 9-1**

3/28/1979 Away 6-3 Win  
4/3/1980 Away 9-0 Win  
3/23/1986 Home 1-5 Loss  
3/21/1987 Neutral 8-1 Win  
3/12/1989 Away 7-2 Win  
4/3/1993 Away 5-4 Win  
2/23/1997 Home 6-3 Win  
2/28/1999 Home 9-0 Win  
3/22/2009 Away 5-2 Win  
3/3/2010 Home 5-2 Win

## **Utah 9-3**

2/27/1989 Away 4-5 Loss  
2/20/1991 Home 3-6 Loss  
3/23/1992 Away 5-4 Win  
3/26/1993 Home 2-5 Loss  
3/11/1994 Away 9-0 Win  
3/25/1995 Home 9-0 Win  
3/17/1996 Away 5-4 Win  
3/24/1997 Away 7-2 Win  
3/22/1998 Away 5-1 Win  
3/5/1999 Home 9-0 Win  
3/23/2003 Away 6-1 Win  
3/15/2008 Away 4-3 Win

## **Utah State 1-0**

3/21/2003 Away 7-0 Win

## **Vanderbilt 12-15**

2/23/1980 Away 8-1 Win  
3/5/1986 Home 7-2 Win  
2/18/1989 Neutral 6-3 Win  
2/14/1992 Home 6-2 Win  
3/11/1993 Away 3-5 Loss

4/29/1993 Away 1-5 Loss  
2/26/1994 Home 5-4 Win  
3/9/1995 Away 3-6 Loss  
4/28/1995 Neutral 5-1 Win  
3/24/1996 Home 5-4 Win  
3/15/1997 Away 3-6 Loss  
3/4/1998 Home 4-5 Loss  
5/16/1998 Neutral 0-5 Loss  
3/26/1999 Away 6-3 Win  
4/23/1999 Neutral 5-3 Win  
4/14/2000 Home 3-6 Loss  
4/21/2000 Neutral 3-5 Loss  
4/6/2001 Away 0-6 Loss  
3/15/2002 Home 1-6 Loss  
3/14/2003 Away 0-7 Loss  
3/7/2004 Home 3-4 Loss  
3/13/2005 Away 5-2 Win  
4/9/2006 Home 2-5 Loss  
4/8/2007 Away 2-5 Loss  
3/2/2008 Home 4-3 Win  
3/6/3009 Away 2-5 Loss  
4/4/2010 Home 5-2 Win

## **VCU 2-2**

3/25/2002 Home 2-5 Loss  
5/12/2002 Home 1-4 Loss  
5/9/2008 Neutral 4-3 Win  
2/1/2009 Neutral 4-3 Win

## **Virginia 3-0**

3/11/1979 Home 7-2 Win  
3/14/1980 Home 8-1 Win  
3/16/1985 Neutral 5-3 Win

## **Virginia Tech 8-0**

3/18/1979 Home 9-0 Win  
5/10/1979 Neutral 9-0 Win  
2/23/1985 Home 8-1 Win  
4/19/1985 Neutral 7-2 Win  
4/25/1987 Neutral 8-0 Win  
4/16/1988 Home 9-0 Win  
4/23/1988 Neutral 9-0 Win  
2/24/2000 Home 7-1 Win

## **Wake Forest 11-9**

1978 — 5-4 Win  
3/3/1985 Home 5-4 Win  
3/25/1986 Home 6-3 Win  
4/8/1989 Home 5-1 Win  
4/13/1990 Away 5-1 Win  
3/2/1991 Home 6-3 Win  
4/11/1992 Away 3-5 Loss

2/14/1993 Home 2-5 Loss  
3/18/1995 Away 2-7 Loss  
2/17/1996 Home 3-6 Loss  
2/2/1997 Away 1-8 Loss  
2/14/1998 Home 2-7 Loss  
2/27/1999 Away 5-4 Win  
5/16/1999 Home 5-2 Win  
3/18/2000 Home 3-6 Loss  
2/27/2001 Away 3-4 Loss  
5/15/2004 Neutral 4-1 Win  
5/12/2006 Neutral 1-4 Loss  
5/9/2009 Neutral 4-0 Win  
3/9/2010 Home 5-2 Win

## **Washington 1-1**

5/15/2009 Neutral 4-0 Win  
1/30/2010 Neutral 3-4 Loss

## **Western Michigan 1-0**

5/13/2000 Neutral 5-1 Win

## **Wichita State 0-1**

5/12/2007 Neutral 3-4 Loss

## **William & Mary 3-3**

3/6/1985 Home 7-2 Win  
3/4/1986 Home 6-3 Win  
3/5/1989 Home 2-7 Loss  
5/10/1990 Neutral 6-0 Win  
2/17/1991 Neutral 0-9 Loss  
2/18/2000 Neutral 3-4 Loss

## **Winthrop 7-0**

3/10/2004 Neutral 6-1 Win  
2/23/2005 Home 6-1 Win  
3/19/2006 Home 6-1 Win  
2/7/2007 Home 7-0 Win  
2/13/2008 Home 7-0 Win  
2/11/2009 Home 5-2 Win  
2/17/2010 Home 7-0 Win

## **Wisconsin 4-5**

3/19/1980 Home 8-1 Win  
2/22/1981 Home 5-2 Win  
9/30/1983 Home 2-7 Loss  
10/7/1984 Home 5-4 Win  
2/15/1985 Neutral 2-7 Loss  
10/6/1985 Home 4-5 Loss  
10/4/1986 Home 6-3 Win  
2/19/1989 Neutral 3-6 Loss  
5/11/1997 Neutral 3-5 Loss



**Mandy Nall**




## YEARLY COACHING RECORDS

YEAR	COACH	OVERALL			CONFERENCE			RANKING	CONFERENCE	POSTSEASON
		WON	LOST	PCT	WON	LOST	PCT			
1973-74	Kitty Parrot	10	8	.556	—	—	—	—	—	—
1974-75	Frankie Porter	14	4	.778	—	—	—	—	—	—
1975-76	Kathy Graham	11	3	.786	—	—	—	—	—	—
1976-77	Kathy Graham	15	4	.789	—	—	—	—	—	—
1977-78	Jeff Kefalos	12	7	.632	—	—	—	—	—	AIAW Regionals
1978-79	Jeff Kefalos	26	5	.839	—	—	—	7th AIAW	—	AIAW Nationals
1979-80	Jeff Kefalos	22	2	.917	—	—	—	7th AIAW	—	AIAW Nationals
1980-81	Jeff Kefalos	19	12	.613	—	—	—	12th WITCA	—	AIAW Regionals
1981-82	Jeff Kefalos	28	3	.903	—	—	—	7th ITCA	—	NCAA Quarterfinals
1982-83	Jeff Kefalos	22	5	.815	—	—	—	6th ITCA	—	NCAA Round of 16
1983-84	Arlo Elkins	12	17	.414	—	—	—	—	5th Metro	—
1984-85	Arlo Elkins	27	10	.730	—	—	—	—	1st Metro	—
1985-86	Arlo Elkins	13	16	.448	—	—	—	—	1st Metro	—
1986-87	Arlo Elkins	24	8	.750	—	—	—	19th ITCA	1st Metro	—
1987-88	Arlo Elkins	15	10	.600	—	—	—	19th ITCA	1st Metro	NCAA Round of 20
1988-89	Arlo Elkins	7	16	.304	—	—	—	—	2nd Metro	—
1989-90	Arlo Elkins	18	6	.750	—	—	—	14th ITCA	1st Metro	NCAA Round of 16
1990-91	Arlo Elkins	9	13	.409	—	—	—	—	2nd Metro	—
1991-92	Arlo Elkins	13	10	.565	6	5	.545	24th ITA	T-5th SEC	—
1992-93	Arlo Elkins	10	12	.455	5	6	.455	—	7th SEC	—
1993-94	Arlo Elkins	19	7	.731	6	5	.545	24th ITA	T-5th SEC	—
1994-95	Arlo Elkins	22	7	.759	7	4	.636	11th ITA	4th SEC	NCAA Round of 16
1995-96	Arlo Elkins	17	10	.630	9	2	.818	15th ITA	4th SEC	NCAA Regional Semifinal
1996-97	Arlo Elkins	15	10	.600	5	6	.455	17th ITA	T-6th SEC	NCAA Regional Final
1997-98	Arlo Elkins	12	12	.500	5	6	.455	33rd ITA	7th SEC	NCAA Regional Semifinal
1998-99	Arlo Elkins	18	8	.692	6	5	.545	12th ITA	4th SEC	NCAA Round of 16
1999-00	Arlo Elkins	16	12	.571	6	5	.545	20th ITA	6th SEC	NCAA Round of 32
2000-01	Arlo Elkins	15	9	.625	7	4	.636	21st ITA	5th SEC	NCAA Round of 32
2001-02	Arlo Elkins	17	8	.680	7	4	.636	16th ITA	T-4th SEC East	NCAA Round of 32
2002-03	Arlo Elkins	14	11	.560	5	6	.455	46th ITA	6th SEC East	NCAA Round of 32
2003-04	Arlo Elkins	14	10	.583	5	6	.455	33rd ITA	6th SEC East	NCAA Round of 32
2004-05	Arlo Elkins	15	9	.625	6	5	.545	23rd ITA	6th SEC East	NCAA Round of 32
2005-06	Arlo Elkins	12	11	.522	4	7	.364	41st ITA	6th SEC East	NCAA Round of 64
2006-07	Arlo Elkins	16	7	.696	8	3	.727	32nd ITA	4th SEC East	NCAA Round of 64
2007-08	Arlo Elkins	13	10	.565	5	6	.455	32nd ITA	T-5th SEC East	NCAA Round of 32
2008-09	Arlo Elkins	17	11	.607	6	5	.545	17th ITA	5th SEC East	NCAA Quarterfinals
2009-10	Arlo Elkins	17	9	.654	7	4	.636	19th ITA	T-4th SEC East	NCAA Round of 32
<b>TOTAL</b>	<b>37 YEARS</b>	<b>596</b>	<b>332</b>	<b>.642</b>	<b>115</b>	<b>94</b>	<b>.550</b>	<b>20 TOP 25</b>	<b>5 TITLES</b>	<b>20 NCAA SHOWINGS</b>



**Kathy Graham**



**Jeff Kefalos**



**Arlo Elkins**

## ASSISTANT COACHES

Ann Pasky.....1977-79 (2 Years)	Brian Amero.....1992-94 (2 Years)
Karen Weis.....1979-81 (2 Years)	Helen Crook.....1994-95 (1 Year)
Grace Barrie.....1981-83 (2 Years)	Pauline Rodriguez.....1994-95 (1 Year)
Susan Smith.....1983-84 (1 Year)	Mary Dailey.....1995-96 (1 Year)
Carol Fullerton.....1984-85 (1 Year)	Sheri Yandle.....1996-97 (1 Year)
Marshall Moore.....1985-86 (1 Year)	Sophie Ljucovic.....1997-98 (1 Year)
Trevor Raal.....1986-87 (1 Year)	Heather Greene.....1998-00 (2 Years)
Jay Lapidus.....1988-90 (2 Years)	Brian Reeves.....2000-04 (4 Years)
Ed Luck.....1990-92 (2 Years)	Katarina Petrovic.....2004- (6 Years)

## COACHING SUMMARIES

COACH	AT USC	YEARS	OVERALL			CONFERENCE		
			WON	LOST	PCT	WON	LOST	PCT
Kitty Parrot	1973-74	1	10	8	.556	—	—	—
Frankie Porter	1974-75	1	14	4	.778	—	—	—
Kathy Graham	1975-77	2	26	7	.788	—	—	—
Jeff Kefalos	1977-83	6	129	34	.791	—	—	—
Arlo Elkins	1983-Present	27	417	279	.599	115	94	.550
<b>TOTAL</b>		<b>37</b>	<b>596</b>	<b>332</b>	<b>.642</b>	<b>115</b>	<b>94</b>	<b>.550</b>

## COACHING HONORS

### Arlo Elkins (Head Coach)

- USPTA Southern Division Coach of the Year: 1988
- ITA SE Region Coach of the Year: 1988-94-96
- SEC Coach of the Year: 1995
- SCTA College Coach of the Year: 1988
- SCPTA Coach of the Year: 1996
- South Carolina Tennis Hall of Fame: 2003

### Katarina Petrovic (Assistant Coach)

- ITA SE Region Assistant Coach of the Year: 2009



## NCAA SINGLES & DOUBLES

### 1982 • Salt Lake City, Utah

#### Laura Bernstein

R64: lost Lynn Lewis, UCLA, 3-6, 7-6(3), 6-3

#### Dawn Otto and Ellen Oxrieder

R32: lost Heynen/Sessarego, Southern California, 6-0, 7-5

### 1983 • Albuquerque, N.M.

#### Laura Bernstein

R64: def. Randi Rosen, Northwestern, 6-4, 6-0

R32: def. Leslie Sheehan, Boston, 4-6, 6-4, 6-1

R16: lost #8 Heather Ludloff, UCLA, 6-2, 7-5

#### Ellen Oxreider

R64: def. Kristeen McKeen, Texas, 6-4, 7-6(2)

R32: lost Maeve Quinlan, Northwestern, 7-5, 4-6, 6-4

### 1984 • Los Angeles, Calif.

#### Johnna Chafin

R64: lost Elisa Fernandez, Pepperdine, 6-1, 6-4

### 1987 • Los Angeles, Calif.

#### Rita Winebarger

R64: lost Kefi Binyamini, U.S. International, 6-2, 6-4

### 1988 • Los Angeles, Calif.

#### Paulette Roux

R64: def. Tamaka Takagi, Kentucky, 6-1, 6-2

R32: lost #9-16 Susanna Lee, BYU, 6-3, 7-5

#### Rita Winebarger

R64: lost Michelle Taylor, BYU, 6-4, 3-6, 6-3

### 1990 • Gainesville, Fla.

#### Michelle Duda

R64: lost #9-16 Susan Gilchrist, Texas, 6-2, 6-1

#### Nathalie Rodriguez

R64: lost Holly Danforth, Florida, 6-1, 6-2

#### Michelle Duda and Nathalie Rodriguez

R32: lost Edelman/Reece, Indiana, 6-1, 6-2

### 1991 • Stanford, Calif.

#### Michelle Duda

R64: def. Lynn Rosenstrach, Yale, 6-4, 6-4

R32: lost #9-16 Susan Gilchrist, Texas, 6-0, 6-4

### 1992 • Stanford, Calif.

#### Michelle Duda

R64: lost Nora Koves, Kansas, 6-3, 7-6(3)

#### Nathalie Rodriguez

R64: lost Jennifer Poulos, California, 4-6, 7-5, 6-4

### 1993 • Gainesville, Fla.

#### Helen Crook

R64: lost #9-16 Kori Davidson, Arizona State, 6-1, 6-3

### 1994 • Athens, Ga.

#### Helen Crook

R64: lost Mindy Weiner, Kansas, 6-3, 6-1

#### Heather Greene

R64: lost Sandra De Silva, Stanford, 6-4, 6-1

#### Helen Crook and Victoria Davies

R32: def. Guenther/Miltholland, William & Mary, 6-1, 5-7, 6-3

R16: def. #5-8 Davidson/Geiger, Arizona State, 6-2, 6-4

QF: def. #4 Alley/Nelson, California, 6-3, 6-3

SF: lost Bougnol/Piquemal, Ole Miss, 6-3, 3-6, 7-5

### 1995 • Malibu, Calif.

#### Heather Greene

R64: def. Divya Merchant, Florida, 6-4, 6-4

R32: lost #1 Kelly Pace, Texas, 6-2, 6-4

### 1996 • Tallahassee, Fla.

#### Heather Greene

R64: lost #8 Melissa Zimpfer, Wisconsin, 5-7, 6-3, 6-1

#### Karolina Bulat and Heather Greene

R32: lost #5-8 Moros/Taylor, Texas, 6-7(4), 6-2, 6-3

### 1997 • Stanford, Calif.

#### Karolina Bulat and Tobi Rakic

R32: lost #1 Buth/Nickitas, Florida, 6-2, 6-1

### 1999 • Gainesville, Fla.

#### Katarina Markovski

R64: lost #2 Vanessa Webb, Duke, 6-1, 7-5

#### Katarina Markovski and Celine Regnier

R32: lost #5-8 Dasso/Hall, Notre Dame, 6-1, 6-0

### 2000 • Malibu, Calif.

#### Katarina Markovski

R64: lost Chin Bee Khoo, Arkansas, 7-5, 6-1

### 2001 • Stone Mountain, Ga.

#### Kathy Boyanovich and Jennifer Radman

R32: def. Castellvi/Ojeda, Tennessee, 4-6, 6-1, 6-4

R16: lost #1 Barnikow/Kalvaria, Stanford, 6-3, 6-3

### 2002 • Stanford, Calif.

#### Katarina Markovski

R64: def. #2 Kelly McCain, Duke, 6-1, 5-7, 7-5

R32: lost Chloe Carlotti, Fresno State, 6-4, 6-4

#### Jennifer Radman

R64: lost Adria Engel, Arizona State, 6-3, 6-2

#### Kathy Boyanovich and Jennifer Radman

R32: def. Cioroch/Grey, Georgia, 7-5, 6-3

R16: lost #3 Dawaf/Lehnhoff, Florida, 3-6, 6-0, 6-0

### 2004 • Athens, Ga.

#### Danielle Wiggins

R64: lost Katie McGaffigan, Wisconsin, 4-6, 6-3, 7-5

### 2006 • Stanford, Calif.

#### Gira Schofield

R64: lost Anna Lubinsky, Texas A&M, 5-7, 6-4, 6-4

### 2007 • Athens, Ga.

#### Gira Schofield

R64: lost Tracy Lin, UCLA, 7-6(4), 6-2

### 2008 • Tulsa, Okla.

#### Gira Schofield

R64: def. Ekaterina Burduli, Washington State, 3-6, 7-5, 6-4

R32: lost #7 Amanda McDowell, Georgia Tech, 6-2, 4-6, 7-5

### 2009 • College Station, Texas

#### Gira Schofield

R64: def. Katrina Zheltova, Sacramento State, 6-2, 6-7(4), 6-4

R32: lost #9-16 Megan Falcon, LSU, 3-6, 6-4, 6-2

#### Ana Marija Zubori

R64: lost #2 Julia Cohen, Miami (Fla.), 7-6(4), 6-3

#### Natasa Vuckovic and Ana Marija Zubori

R32: lost #1 Kucerkova/Petukhova, Fresno State, 6-2, 6-4

## NCAA TEAM

### 1982 • Salt Lake City, Utah

R16: def. Florida, 5-4

QF: lost Southern California, 1-8

### 1983 • Albuquerque, N.M.

R16: lost Indiana, 2-7

### 1988 • Los Angeles, Calif.

R20: lost BYU, 4-5

### 1990 • Gainesville, Fla.

R20: def. William & Mary, 6-0

R16: lost UCLA, 0-6

### 1995 • Malibu, Calif.

R20: def. BYU, 5-2

R16: lost Georgia, 0-5

### 1996 • Columbia, S.C.

Reg. QF: def. Florida State, 5-2

Reg. SF: lost Clemson, 4-5

### 1997 • South Bend, Ind.

Reg. QF: def. Marquette, 5-3

Reg. SF: def. Indiana, 5-2

Reg. F: lost Wisconsin, 3-5

### 1998 • Knoxville, Tenn.

Reg. QF: def. N.C. State, 5-2

Reg. SF: lost Vanderbilt, 0-5

### 1999 • Columbia, S.C.

R64: def. Furman, 5-1

R32: def. Wake Forest, 5-2

#### Gainesville, Fla.

R16: lost Georgia, 1-5

### 2000 • South Bend, Ind.

R64: def. Western Michigan, 5-1

R32: lost Notre Dame, 1-5

### 2001 • Tempe, Ariz.

R64: def. Florida State, 4-1

R32: lost Arizona State, 2-4

### 2002 • Columbia, S.C.

R64: def. Hampton, 4-1

R32: lost VCU, 1-4

### 2003 • Durham, N.C.

R64: def. Pennsylvania, 4-3

R32: lost Duke, 0-4

### 2004 • Clemson, S.C.

R64: def. Wake Forest, 4-1

R32: lost Clemson, 1-4

### 2005 • Athens, Ga.

R64: def. Nebraska, 4-0

R32: lost Georgia, 0-4

### 2006 • Chapel Hill, N.C.

R64: lost Wake Forest, 1-4

### 2007 • Coral Gables, Fla.

R64: lost Wichita State, 3-4

### 2008 • Athens, Ga.

R64: def. VCU, 4-3

R32: lost Georgia, 0-4

### 2009 • Knoxville, Tenn.

R64: def. Wake Forest, 4-0

R32: def. Tennessee, 4-3

#### College Station, Texas

R16: def. Washington, 4-0

QF: lost Georgia, 3-4

### 2010 • Tallahassee, Fla.

R64: def. TCU, 4-2

R32: lost Florida State, 0-4



# ITA NATIONAL TOURNAMENT HISTORY

## ITA ALL-AMERICAN

**1984 • North Myrtle Beach, S.C.**  
**Rita Winebarger**  
R32: lost Margaret Redfean, Houston, 6-1, 6-0

**1986 • North Myrtle Beach, S.C.**  
**Rita Winebarger**  
R32: def. #6 Ingelise Driehuis, Clemson, 6-2, 6-4  
R16: lost Jennifer Santrock, SMU, 6-2, 7-5

**1987 • Myrtle Beach, S.C.**  
**Rita Winebarger**  
R32: lost Susanna Noot, BYU, 6-2, 6-3

**1990 • Pacific Palisades, Calif.**  
**Michelle Duda**  
R32: lost Lynn Staley, Texas A&M, 6-3, 6-1  
**Nathalie Rodriguez**  
R32: lost Giovanna Carotenuto, U.S. International, 6-3, 6-2  
**Michelle Duda and Nathalie Rodriguez**  
R16: lost #4 Poruri/Whitlinger, Stanford, 6-4, 6-2

**1993 • Pacific Palisades, Calif.**  
**Helen Crook and Victoria Davies**  
R16: def. #3 Bougnol/Piquemal, Ole Miss, 4-6, 7-5, 6-4  
QF: lost Crabtree/Tholen, Notre Dame, 6-1, 6-2

**1995 • Pacific Palisades, Calif.**  
**Heather Greene**  
R32: lost Sandra De Silva, Stanford, 6-1, 6-0

**1997 • Pacific Palisades, Calif.**  
**Karolina Bulat and Toby Rakic**  
R16: lost #3 Augustus/Curran, California, 6-0, 6-0

**1999 • Pacific Palisades, Calif.**  
**Katarina Markovski**  
R32: def. #6 Kristina Kraszewski, Washington, 6-1, 6-3  
R16: lost Adria Engel, Wake Forest, 6-3, 6-0  
**Katarina Markovski and Jennifer Radman**  
R16: lost Colosio/Mores, LSU, 2-6, 6-1, 6-1

**2000 • Pacific Palisades, Calif.**  
**Katarina Markovski**  
R32: lost Lauren Kalvaria, Stanford, 6-3, 6-4  
**Katarina Markovski and Jennifer Radman**  
R16: lost #2 Blau/Gough, Arizona, 6-3, 6-1



**Paulette Roux**

## ITA INDOORS

**1988 • Minneapolis, Minn.**  
**Rita Winebarger**  
R32: lost Kelly Mulvihill, Indiana, 6-2, 6-0  
**Biljana Mirkovic and Paulette Roux**  
R16: def. Breitag/Gorde, Minnesota, 6-4, 6-2  
QF: lost #2 Hahn/Takagi, Kentucky, 6-3, 7-5

**1989 • Minneapolis, Minn.**  
**Michelle Duda**  
R32: lost Diana Merrett, Texas, 6-0, 6-2

**1990 • Minneapolis, Minn.**  
**Nathalie Rodriguez**  
R32: lost Jennie Moe, Minnesota, 6-3, 6-2

## ITA CLAY COURTS

(DISCONTINUED AFTER 2000)

**1988 • Hilton Head, S.C.**  
**Carolina Culik**  
R32: lost Lisa Albana, California, 6-3, 6-2  
**Michelle Duda**  
R32: lost Kristen Dreyer, UCLA, 6-2, 6-4

**1989 • Hilton Head, S.C.**  
**Nathalie Rodriguez**  
R32: def. Sally Goodman, Oklahoma State, 6-4, 6-2  
R16: def. Emilie Viqueira, California, 6-4, 6-1  
QF: lost Caryn Moss, Georgia, 6-2, 6-2

**1990 • Panama City, Fla.**  
**Nathalie Rodriguez**  
R32: def. Anne Fitzpatrick, Brown, 6-4, 7-5  
R16: lost Susan Klingenberg, Kentucky, 6-2, 6-3

**1991 • Wilmington, N.C.**  
**Michelle Duda**  
R32: lost Shannon McCarthy, Georgia, 7-5, 6-2  
**Nathalie Rodriguez**  
R32: def. Erica Kuttler, Florida, 6-7, 7-5, 6-2  
R16: def. Christine Nueman, Duke, 6-3, 3-6, 6-4  
QF: lost Melissa Mazzotta, Miami (Fla.), 6-3, 6-0

**1995 • Baltimore, Md.**  
**Heather Greene**  
R32: lost Courtney Chapman, Ole Miss, 5-7, 6-4, 6-0

**1996 • Baltimore, Md.**  
**Celine Regnier**  
R32: lost Baili Camino, Alabama, 6-2, 6-3



**Nathalie Rodriguez**



**Katarina Markovski**

# OVERALL RECORDS



## SEASON SINGLES WINS

Rank	Name	Won	Lost	Pct.	Year
1.	Rita Winebarger	37	16	.698	1986-87
2.	Nathalie Rodriguez	35	18	.660	1989-90
3.	Paulette Roux	33	15	.688	1987-88
	Rita Winebarger	33	25	.569	1987-88
5.	Ana Marija Zubori	31	7	.816	2008-09
	Ana Marija Zubori	31	6	.838	2006-07
	Robin Deitch	31	12	.721	1989-90
	Rita Winebarger	31	3	.912	1984-85
9.	Tracy Kotseos	30	11	.732	1994-95
	Sophie Ljucovic	30	10	.750	1993-94

## SEASON SINGLES WINNING PCT (Minimum 20 Matches)

Rank	Name	Won	Lost	Pct.	Year
1.	Grace Barrie	22	1	.957	1978-79
2.	Carol Fullerton	21	1	.955	1978-79
3.	Colette Bennett	24	2	.923	1979-80
4.	Rita Winebarger	31	3	.912	1984-85
5.	Jill Hausler	17	3	.850	1982-83
6.	Laura Bernstein	22	4	.846	1982-83
7.	Ana Marija Zubori	31	6	.838	2006-07
8.	Jennifer Reault	20	4	.833	1984-85
9.	Carol Renz	19	4	.826	1978-79
10.	Ana Marija Zubori	31	7	.816	2008-09

## SEASON DOUBLES WINS

Rank	Name	Won	Lost	Pct.	Year
1.	Helen Crook	32	9	.780	1993-94
2.	Victoria Davies	31	9	.775	1993-94
3.	Jodi Kenoyer	28	9	.757	2001-02
	Paulette Roux	28	14	.667	1987-88
5.	Lynn-Yin Tan	27	8	.771	2001-02
	Lynn-Yin Tan	27	6	.818	2000-01
	Nathalie Rodriguez	27	9	.750	1989-90
8.	Laura Ganzer	26	9	.743	2006-07
9.	Lynn-Yin Tan	25	10	.714	1999-00
	Jennifer Radman	25	8	.758	1998-99
	Biljana Mirkovic	25	17	.595	1987-88
	Biljana Mirkovic	25	13	.658	1986-87

## SEASON DOUBLES WINNING PCT (Minimum 20 Matches)

Rank	Name	Won	Lost	Pct.	Year
1.	Grace Barrie	22	1	.957	1978-79
	Carol Renz	22	1	.957	1978-79
3.	Missy Malool	22	2	.917	1978-79
	Susan Smith	22	2	.917	1978-79
5.	Missy Malool	23	3	.885	1979-80
	Susan Smith	23	3	.885	1979-80
7.	Grace Barrie	20	3	.870	1979-80
	Carol Renz	20	3	.870	1979-80
9.	Michelle Duda	18	3	.857	1991-92
10.	Leigh Eichelberger	24	5	.828	2000-01

## SEASON COMBINED WINS

Rank	Name	Won	Lost	Pct.	Year
1.	Nathalie Rodriguez	62	27	.697	1989-90
2.	Paulette Roux	61	29	.678	1987-88
3.	Rita Winebarger	60	28	.682	1986-87
4.	Helen Crook	55	26	.679	1993-94
	Victoria Davies	55	22	.714	1993-94
6.	Biljana Mirkovic	54	31	.635	1987-88
	Biljana Mirkovic	54	26	.675	1986-87
8.	Jodi Kenoyer	53	20	.726	2001-02
9.	Ana Marija Zubori	52	18	.743	2006-07
	Lynn-Yin Tan	52	23	.693	2001-02

## SEASON COMBINED WINNING PCT (Minimum 40 Matches)

Rank	Name	Won	Lost	Pct.	Year
1.	Grace Barrie	44	2	.957	1978-79
2.	Grace Barrie	36	4	.900	1979-80
3.	Carol Renz	41	5	.891	1978-79
4.	Susan Smith	41	7	.854	1978-79
5.	Jill Hausler	35	7	.833	1982-83
6.	Colette Bennett	39	8	.830	1979-80
7.	Carol Renz	40	9	.816	1979-80
	Susan Smith	40	9	.816	1979-80
9.	Carol Fullerton	37	11	.771	1979-80
10.	Rita Winebarger	47	14	.770	1984-85

## CAREER SINGLES WINS

Rank	Name	Won	Lost	Pct.	Years
1.	Rita Winebarger	127	59	.683	1984-88
2.	Ana Marija Zubori	109	39	.736	2006-10
3.	Lynn-Yin Tan	103	53	.660	1998-02
4.	Carolina Culik	99	58	.631	1986-90
5.	Natasa Vuckovic	96	45	.681	2005-09
6.	Tamara Sutton	94	50	.653	1998-02
7.	Sophie Ljucovic	90	32	.738	1993-97
8.	Gira Schofield	89	57	.610	2005-09
9.	Tobi Rakic	86	63	.577	1994-98
10.	Jennifer Radman	85	59	.590	1998-02

## CAREER SINGLES WINNING PCT (Minimum 40 Matches)

Rank	Name	Won	Lost	Pct.	Years
1.	Grace Barrie	38	2	.950	1978-80
2.	Carol Fullerton	43	6	.878	1978-80
3.	Colette Bennett	41	10	.804	1978-80
4.	Laura Bernstein	41	11	.788	1981-83
5.	Susan Smith	36	11	.766	1978-80
6.	Carol Renz	60	19	.759	1978-81
7.	Sophie Ljucovic	90	32	.738	1993-97
8.	Ana Marija Zubori	109	39	.736	2006-10
9.	Paulette Roux	57	24	.704	1986-88
10.	Rita Winebarger	127	59	.683	1984-88

## CAREER DOUBLES WINS

Rank	Name	Won	Lost	Pct.	Years
1.	Lynn-Yin Tan	101	32	.759	1998-02
2.	Jennifer Radman	93	41	.694	1998-02
3.	Leigh Eichelberger	86	33	.723	1997-01
4.	Ana Marija Zubori	82	55	.599	2006-10
5.	Gira Schofield	81	59	.579	2005-09
6.	Natasa Vuckovic	77	63	.550	2005-09
7.	Kathy Boyanovich	73	46	.613	1999-03
8.	Michelle Duda	72	29	.713	1988-92
9.	Rita Winebarger	71	50	.587	1984-88
10.	Katarina Markovski	67	34	.663	1998-02

## CAREER DOUBLES WINNING PCT (Minimum 40 Matches)

Rank	Name	Won	Lost	Pct.	Years
1.	Grace Barrie	42	4	.913	1978-80
	Carol Renz	42	4	.913	1978-81
3.	Missy Malool	45	5	.900	1978-80
	Susan Smith	45	5	.900	1978-80
5.	Laura Bernstein	42	5	.894	1981-83
6.	Lynn-Yin Tan	101	32	.759	1998-02
7.	Tamara Sutton	41	15	.732	1998-02
8.	Leigh Eichelberger	86	33	.723	1997-01
9.	Ayako Suzuki	44	17	.721	2001-04
10.	Michelle Duda	72	29	.713	1988-92

## CAREER COMBINED WINS

Rank	Name	Won	Lost	Pct.	Years
1.	Lynn-Yin Tan	204	85	.706	1998-02
2.	Rita Winebarger	198	109	.645	1984-88
3.	Ana Marija Zubori	191	94	.670	2006-10
4.	Jennifer Radman	178	100	.640	1998-02
5.	Natasa Vuckovic	173	108	.616	2005-09
6.	Gira Schofield	170	116	.594	2005-09
7.	Leigh Eichelberger	159	95	.626	1997-01
8.	Michelle Duda	156	85	.647	1988-92
9.	Sophie Ljucovic	148	67	.688	1993-97
10.	Carolina Culik	147	96	.605	1986-90

## CAREER COMBINED WINNING PCT (Minimum 80 Matches)

Rank	Name	Won	Lost	Pct.	Years
1.	Grace Barrie	80	6	.930	1978-80
2.	Laura Bernstein	83	16	.838	1981-83
3.	Susan Smith	81	16	.835	1978-80
4.	Carol Renz	102	23	.816	1978-81
5.	Carol Fullerton	71	22	.763	1978-80
6.	Colette Bennett	69	26	.726	1978-80
7.	Lynn-Yin Tan	204	85	.706	1998-02
8.	Ayako Suzuki	62	26	.705	2001-04
9.	Paulette Roux	109	47	.699	1986-88
10.	Sophie Ljucovic	148	67	.688	1993-97




Lynn-Yin Tan



# SEASON LEADERS



**Leigh Eichelberger**



**Tracy Kotseos**

## SINGLES WINS

Year	Name	Won	Lost	Pct.
1978-79	Grace Barrie	22	1	.957
1979-80	Colette Bennett	24	2	.923
1980-81	Carol Renz	21	9	.700
1981-82	Laura Bernstein	19	7	.731
1982-83	Laura Bernstein	22	4	.846
1983-84	Jill Hausler	13	8	.619
1984-85	Rita Winebarger	31	3	.912
1985-86	Rita Winebarger	26	15	.634
1986-87	Rita Winebarger	37	16	.698
1987-88	Paulette Roux	33	15	.688
	Rita Winebarger	33	25	.569
1988-89	Robin Deitch	24	17	.585
1989-90	Nathalie Rodriguez	35	18	.660
1990-91	Michelle Duda	19	15	.559
1991-92	Michelle Duda	23	11	.676
1992-93	Heather Coburn	21	9	.700
	Helen Crook	21	16	.568
1993-94	Sophie Ljucovic	30	10	.750
1994-95	Tracy Kotseos	30	11	.732
1995-96	Tobi Rakic	20	18	.526
1996-97	Tobi Rakic	28	12	.700
1997-98	Celine Regnier	22	18	.550
1998-99	Lynn-Yin Tan	28	9	.757
1999-00	Lynn-Yin Tan	26	16	.619
2000-01	Lynn-Yin Tan	24	13	.649
2001-02	Jodi Kenoyer	25	11	.694
	Lynn-Yin Tan	25	14	.641
2002-03	Danielle Wiggins	21	13	.618
2003-04	Fallon Koon	23	10	.697
2004-05	Christyn Lucas	23	14	.622
	Magda Wojdylo	23	11	.676
2005-06	Natasa Vuckovic	26	15	.634
2006-07	Ana Marija Zubori	31	6	.838
2007-08	Natasa Vuckovic	25	10	.714
2008-09	Ana Marija Zubori	31	7	.816
2009-10	Miljana Jovic	28	8	.778

## DOUBLES WINS

Year	Name	Won	Lost	Pct.
1978-79	Grace Barrie	22	1	.957
	Carol Renz	22	1	.957
	Susan Smith	22	2	.917
	Missy Malool	22	2	.917
1979-80	Susan Smith	23	3	.885
	Missy Malool	23	3	.885
1980-81	N/A	—	—	—
1981-82	N/A	—	—	—
1982-83	N/A	—	—	—
1983-84	N/A	—	—	—
1984-85	Rita Winebarger	16	11	.593
1985-86	Ashley Thomason	19	15	.559
1986-87	Biljana Mirkovic	25	13	.658
1987-88	Paulette Roux	28	14	.667
1988-89	Robin Deitch	16	14	.533
1989-90	Nathalie Rodriguez	27	9	.750
1990-91	Nathalie Rodriguez	21	11	.656
1991-92	Michelle Duda	15	3	.833
1992-93	Helen Crook	14	11	.560
1993-94	Helen Crook	32	9	.780
1994-95	Tobi Rakic	17	8	.680
1995-96	Karolina Bulat	16	6	.727
1996-97	Tobi Rakic	20	10	.667
1997-98	Leigh Eichelberger	20	9	.690
1998-99	Jennifer Radman	24	7	.774
1999-00	Lynn-Yin Tan	24	10	.706
2000-01	Lynn-Yin Tan	27	6	.818
2001-02	Jodi Kenoyer	28	9	.757
2002-03	Jodi Kenoyer	24	15	.615
2003-04	Ayako Suzuki	23	10	.697
2004-05	Fallon Koon	17	16	.515
2005-06	Gira Schofield	19	17	.528
	Natasa Vuckovic	19	17	.528
2006-07	Laura Ganzer	26	9	.743

2007-08	Megan McGavock	20	18	.526
	Gira Schofield	20	15	.571
	Ana Marija Zubori	20	14	.588
2008-09	Gira Schofield	23	13	.639
2009-10	Dijana Stojic	21	14	.600
	Ana Marija Zubori	21	13	.618

## DOUBLES TEAM WINS

Year	Team	Won	Lost	Pct.
1979-80	Malool/Smith	23	3	.885
1980-81	Barrie/Renz	20	9	.690
1981-82	N/A	—	—	—
1982-83	Bernstein/Hausler	18	4	.818
1983-84	Hausler/Holland	9	7	.563
1984-85	Lovett/Thomason	8	6	.571
1985-86	Winebarger/Winsor	12	8	.600
1986-87	Mirkovic/Roux	19	8	.704
1987-88	Mirkovic/Roux	20	11	.645
1988-89	Culik/Deitch	12	7	.632
1989-90	Duda/Rodriguez	21	8	.724
1990-91	Duda/Rodriguez	19	10	.655
1991-92	Duda/Castillejo	13	1	.929
1992-93	Crook/Davies	13	10	.565
1993-94	Crook/Davies	31	9	.775
1994-95	Bulat/Greene	10	4	.714
	Davies/Rakic	10	6	.625
	Ljucovic/Kotseos	10	4	.714
1995-96	Bulat/Greene	13	4	.765
1996-97	Bulat/Rakic	13	7	.650
1997-98	Eichelberger/Regnier	19	6	.760
1998-99	Carvalho/Radman	20	7	.741
1999-00	Eichelberger/Tan	23	9	.719
2000-01	Eichelberger/Tan	24	5	.828
2001-02	Kenoyer/Tan	27	8	.771
2002-03	Boyanovich/Wojdylo	11	7	.611
2003-04	Gutierrez/Suzuki	16	4	.800
2004-05	Lucas/Wojdylo	12	13	.480
2005-06	Schofield/Vuckovic	13	11	.542
2006-07	Lucas/Vuckovic	18	5	.783
2007-08	Schofield/Zubori	20	13	.606
2008-09	Vuckovic/Zubori	18	14	.563
2009-10	Stojic/Zubori	16	10	.615

## THREE-SET WINS

Year	Name	Won	Lost	Pct.
1984-85	Lisa Winsor	4	1	.800
1985-86	Margaret O'Grady	6	3	.667
1986-87	Carolina Culik	6	1	.857
1987-88	Biljana Mirkovic	8	5	.615
	Paulette Roux	8	5	.615
1988-89	Robin Deitch	5	2	.714
1989-90	Nathalie Rodriguez	10	4	.714
1990-91	Robin Deitch	8	2	.800
1991-92	Nathalie Rodriguez	9	0	1.000
1992-93	Helen Crook	7	3	.700
1993-94	Victoria Davies	8	1	.889
1994-95	Heather Greene	7	4	.636
1995-96	Celine Regnier	6	2	.750
1996-97	Karolina Bulat	7	2	.778
1997-98	Valentine Vernaz	7	4	.636
1998-99	Leigh Eichelberger	3	0	1.000
1999-00	Jennifer Radman	6	7	.462
2000-01	Kathy Boyanovich	10	3	.769
2001-02	Tamara Sutton	5	1	.833
	Lynn-Yin Tan	5	3	.625
2002-03	Jodi Kenoyer	5	4	.556
	Justine Walsh	5	2	.714
	Magda Wojdylo	5	5	.500
2003-04	Fallon Koon	7	2	.778
2004-05	Megan McGavock	7	0	1.000
2005-06	Gira Schofield	7	4	.636
2006-07	Christyn Lucas	8	3	.727
2007-08	Natasa Vuckovic	8	4	.667
2008-09	Ana Marija Zubori	10	4	.714
2009-10	Dijana Stojic	9	4	.692

# REGULAR-SEASON SEC RECORDS



## CAREER SINGLES WINS

Rank	Name	Won	Lost	Pct.	Years
1.	Ana Marija Zubori	30	12	.714	2007-10
	Natasa Vuckovic	30	12	.714	2006-09
3.	Karolina Bulat	29	15	.659	1995-98
4.	Heather Greene	28	14	.667	1993-96
5.	Lynn-Yin Tan	26	18	.591	1999-02
6.	Christyn Lucas	25	14	.641	2004-07
	Kathy Boyanovich	24	20	.545	2000-03
8.	Tamara Sutton	23	18	.561	1999-02
9.	Gira Schofield	21	22	.488	2006-09
	Tobi Rakic	21	22	.488	1995-98

## CAREER SINGLES WINNING PCT (Minimum 20 Matches)

Rank	Name	Won	Lost	Pct.	Years
1.	Sophie Ljucovic	18	7	.720	1994-97
2.	Ana Marija Zubori	30	12	.714	2007-10
	Natasa Vuckovic	30	12	.714	2006-09
4.	Heather Greene	28	14	.667	1993-96
5.	Karolina Bulat	29	15	.659	1995-98
6.	Christyn Lucas	25	14	.641	2004-07
7.	Dijana Stojic	14	8	.636	2009-
	Heather Coburn	14	8	.636	1992-93
9.	Mijana Jovic	14	9	.609	2008-
10.	Muriel Abella	20	13	.606	1994-97

## CAREER WINS – #1 SINGLES

Rank	Name	Won	Lost	Pct.	Years
1.	Gira Schofield	21	22	.488	2006-09
2.	Katarina Markovski	15	19	.441	1999-02
3.	Heather Greene	13	8	.619	1993-96
4.	Danielle Wiggins	11	9	.550	2003-06
	Helen Crook	11	9	.550	1993-94
6.	Celine Regnier	8	13	.381	1996-99
7.	Ana Marija Zubori	6	4	.600	2007-10
8.	Nathalie Rodriguez	6	5	.545	1992
9.	Kathy Boyanovich	4	7	.364	2000-03
	Jennifer Radman	4	5	.444	1999-02

## CAREER WINS – #2 SINGLES

Rank	Name	Won	Lost	Pct.	Years
1.	Ana Marija Zubori	21	7	.750	2007-
2.	Christyn Lucas	13	7	.650	2004-07
3.	Celine Regnier	12	11	.522	1996-99
4.	Karolina Bulat	10	5	.667	1995-98
	Victoria Davies	10	9	.526	1993-95
6.	Jennifer Radman	9	13	.409	1999-02
7.	Dijana Stojic	8	3	.727	2009-
8.	Heather Greene	7	3	.700	1993-96
	Michelle Duda	7	4	.636	1992
10.	Natasa Vuckovic	6	5	.545	2006-09

## CAREER WINS – #3 SINGLES

Rank	Name	Won	Lost	Pct.	Years
1.	Karolina Bulat	19	10	.655	1995-98
2.	Kathy Boyanovich	13	7	.650	2000-03
3.	Natasa Vuckovic	12	3	.800	2006-09
4.	Danielle Wiggins	8	7	.533	2003-06
	Leigh Eichelberger	8	14	.364	1998-01
6.	Laura Ganzer	7	6	.538	2004-07
7.	Anya Morgina	6	5	.545	2010-
	Dijana Stojic	6	5	.545	2009-
	Jennifer Radman	6	5	.545	1999-02
10.	Miranda Gutierrez	5	3	.625	2004-07

## CAREER WINS – #4 SINGLES

Rank	Name	Won	Lost	Pct.	Years
1.	Natasa Vuckovic	12	4	.750	2006-09
2.	Magda Wojdylo	11	13	.458	2002-05
	Lynn-Yin Tan	11	9	.550	1999-02
	Tracy Kotseos	11	14	.440	1995-98
5.	Tobi Rakic	9	6	.600	1995-98
6.	Miranda Gutierrez	7	4	.636	2004-07
7.	Leigh Eichelberger	6	5	.545	1998-01
	Muriel Abella	6	3	.667	1994-97
	Nathalie Acacio	6	5	.545	1992-93
10.	Miljana Jovic	5	3	.625	2008-

## CAREER WINS – #5 SINGLES

Rank	Name	Won	Lost	Pct.	Years
1.	Tamara Sutton	12	12	.500	1999-02
2.	Megan McGavock	11	9	.550	2005-08
	Tobi Rakic	11	15	.423	1995-98
4.	Miljana Jovic	9	5	.643	2008-
5.	Fallon Koon	7	8	.467	2004-05
	Claire Hammond	7	6	.538	1992-94
	Jodi Kenoyer	6	2	.750	2002-03
8.	Adriana Pereira	5	1	.833	2010-
	Valentine Vernaz	5	2	.714	1997-98
10.	Magda Wojdylo	4	1	.800	2002-05
	Heather Coburn	4	4	.500	1992-93

## CAREER WINS – #6 SINGLES

Rank	Name	Won	Lost	Pct.	Years
1.	Sophie Ljucovic	15	5	.750	1994-97
2.	Justine Walsh	14	13	.519	2003-06
3.	Muriel Abella	13	7	.650	1994-97
4.	Lynn-Yin Tan	10	5	.667	1999-02
	Heather Coburn	10	3	.769	1992-93
6.	Tamara Sutton	8	5	.615	1999-02
7.	Megan McGavock	7	5	.583	2005-08
8.	Leigh Eichelberger	6	3	.667	1998-01
	Claire Hammond	6	3	.667	1992-94
10.	Laura Ganzer	5	1	.833	2004-07

## CAREER DOUBLES WINS

Rank	Name	Won	Lost	Pct.	Years
1.	Lynn-Yin Tan	24	12	.667	1999-02
	Leigh Eichelberger	24	10	.706	1998-01
3.	Natasa Vuckovic	21	20	.512	2006-09
	Christyn Lucas	21	17	.553	2004-07
5.	Kathy Boyanovich	20	18	.526	2000-03
	Jennifer Radman	20	16	.556	1999-02
7.	Ana Marija Zubori	17	24	.415	2007-10
	Gira Schofield	17	23	.425	2006-09
	Katarina Markovski	17	18	.486	1999-02
	Karolina Bulat	17	12	.586	1995-98

## CAREER DOUBLES WINNING PCT (Minimum 20 Matches)

Rank	Name	Won	Lost	Pct.	Years
1.	Leigh Eichelberger	24	10	.706	1998-01
2.	Lynn-Yin Tan	24	12	.667	1999-02
3.	Ayako Suzuki	12	8	.600	2002-04
4.	Karolina Bulat	17	12	.586	1995-98
5.	Jodi Kenoyer	12	9	.571	2002-03
6.	Jennifer Radman	20	16	.556	1999-02
7.	Christyn Lucas	21	17	.553	2004-07
8.	Heather Greene	12	10	.545	1993-96
9.	Tobi Rakic	14	12	.538	1995-98
10.	Kathy Boyanovich	20	18	.526	2000-03

## CAREER WINS – #1 DOUBLES

Rank	Name	Won	Lost	Pct.	Years
1.	Ana Marija Zubori	17	24	.415	2007-10
	Kathy Boyanovich	17	15	.531	2000-03
3.	Jennifer Radman	14	13	.519	1999-02
	Gira Schofield	12	18	.400	2006-09
	Karolina Bulat	12	8	.600	1995-98
6.	Tobi Rakic	8	11	.421	1995-98
7.	Natasa Vuckovic	7	10	.412	2006-09
8.	Dijana Stojic	5	5	.500	2009-
9.	Magda Wojdylo	5	7	.417	2003-05
	Katarina Markovski	5	8	.385	1999-02
	Celine Regnier	5	6	.455	1996-99
	Heather Greene	5	1	.833	1993-96
	Victoria Davies	5	10	.333	1993-95

## CAREER WINS – #2 DOUBLES

Rank	Name	Won	Lost	Pct.	Years
1.	Lynn-Yin Tan	18	9	.667	1999-02
2.	Christyn Lucas	17	14	.548	2004-07
	Leigh Eichelberger	17	7	.708	1998-01
4.	Jodi Kenoyer	12	6	.667	2002-03
5.	Natasa Vuckovic	10	6	.625	2006-09
	Celine Regnier	10	8	.556	1996-99
7.	Danielle Wiggins	9	5	.643	2003-06
8.	Miljana Jovic	6	14	.300	2008-
9.	Tobi Rakic	6	1	0.857	1995-98
	Michelle Duda	6	0	1.000	1992
	Yvette Castillejo	6	0	1.000	1992

## CAREER WINS – #3 DOUBLES

Rank	Name	Won	Lost	Pct.	Years
1.	Ayako Suzuki	12	8	.600	2002-04
	Katarina Markovski	12	10	.545	1999-02
3.	Miranda Gutierrez	11	6	.647	2004-07
4.	Tracy Kotseos	10	8	.556	1995-97
5.	Laura Ganzer	9	3	.750	2004-07
	Catherine Brown	9	19	.321	2000-03
7.	Megan McGavock	7	12	.368	2005-08
	Sophie Ljucovic	7	13	.350	1994-97
9.	Adriana Pereira	6	5	.545	2010-
	Suzanna Mansour	6	6	.500	2008-09
	Magda Wojdylo	6	4	.600	2003-05

## CAREER COMBINED WINS

Rank	Name	Won	Lost	Pct.	Years
1.	Natasa Vuckovic	51	32	.614	2006-09
2.	Lynn-Yin Tan	50	30	.625	1999-02
3.	Ana Marija Zubori	47	36	.566	2007-10
4.	Christyn Lucas	46	31	.597	2004-07
	Karolina Bulat	46	27	.630	1995-98
6.	Kathy Boyanovich	44	38	.537	2000-03
	Leigh Eichelberger	44	33	.571	1998-01
8.	Heather Greene	40	24	.625	1993-96
9.	Jennifer Radman	39	39	.500	1999-02
10.	Gira Schofield	38	45	.458	2006-09

## CAREER COMBINED WINNING PCT (Minimum 40 Matches)

Rank	Name	Won	Lost	Pct.	Years
1.	Karolina Bulat	46	27	.630	1995-98
2.	Lynn-Yin Tan	50	30	.625	1999-02
3.	Heather Greene	40	24	.625	1993-96
4.	Natasa Vuckovic	51	32	.614	2006-09
5.	Christyn Lucas	46	31	.597	2004-07
6.	Muriel Abella	25	17	.595	1994-97
7.	Tamara Sutton	26	19	.578	1999-02
8.	Jodi Kenoyer	24	18	.571	2002-03
	Leigh Eichelberger	44	33	.571	1998-01
10.	Ana Marija Zubori	47	36	.566	2007-10



# REGULAR-SEASON SEC RECORDS

## SEASON SINGLES WINS

Rank	Name	Won	Lost	Pct.	Year
1.	Adriana Pereira	9	2	.818	2010
	Ana Marija Zubori	9	2	.818	2009
	Natasa Vuckovic	9	1	.900	2007
4.	Dijana Stojic	8	3	.727	2010
	Natasa Vuckovic	8	2	.800	2008
	Ana Marija Zubori	8	3	.727	2007
	Danielle Wiggins	8	2	.800	2004
	Kathy Boyanovich	8	3	.727	2002
	Lynn-Yin Tan	8	3	.727	2001
	Karolina Bulat	8	3	.727	1998
	Muriel Abella	8	3	.727	1995
	Karolina Bulat	8	3	.727	1995
	Heather Greene	8	3	.727	1995
	Heather Greene	8	3	.727	1994
	Helen Crook	8	3	.727	1993

## SEASON WINS – #1 SINGLES

Rank	Name	Won	Lost	Pct.	Year
1.	Danielle Wiggins	8	2	.800	2004
2.	Heather Greene	7	3	.700	1995
	Helen Crook	7	2	.778	1993
4.	Ana Marija Zubori	6	4	.600	2010
	Gira Schofield	6	5	.545	2007
	Katarina Markovski	6	5	.545	2000
	Heather Greene	6	5	.545	1996
	Nathalie Rodriguez	6	5	.545	1992
9.	Gira Schofield	5	6	.455	2009
	Gira Schofield	5	5	.500	2008
	Gira Schofield	5	6	.455	2006
	Katarina Markovski	5	5	.500	1999
	Celine Regnier	5	6	.455	1998

## SEASON WINS – #2 SINGLES

Rank	Name	Won	Lost	Pct.	Year
1.	Ana Marija Zubori	9	2	.818	2009
2.	Dijana Stojic	8	3	.727	2010
	Karolina Bulat	8	3	.727	1998
4.	Ana Marija Zubori	7	3	.700	2008
	Christyn Lucas	7	3	.700	2005
	Celine Regnier	7	4	.636	1996
	Victoria Davies	7	3	.700	1995
	Michelle Duda	7	4	.636	1992
9.	Natasa Vuckovic	6	5	.545	2006
	Christyn Lucas	6	4	.600	2004
	Jennifer Radman	6	3	.667	2002
	Heather Greene	6	3	.667	1994

## SEASON WINS – #3 SINGLES

Rank	Name	Won	Lost	Pct.	Year
1.	Natasa Vuckovic	8	2	.800	2008
	Karolina Bulat	8	3	.727	1995
3.	Kathy Boyanovich	7	4	.636	2001
	Karolina Bulat	7	4	.636	1996
5.	Anya Morgina	6	5	.545	2010
	Dijana Stojic	6	5	.545	2009
	Danielle Wiggins	6	5	.545	2003
	Kathy Boyanovich	6	3	.667	2002
	Jennifer Radman	6	5	.545	1999
10.	Laura Ganzer	5	4	.556	2004

## SEASON WINS – #4 SINGLES

Rank	Name	Won	Lost	Pct.	Year
1.	Lynn-Yin Tan	8	3	.727	2001
2.	Natasa Vuckovic	7	4	.636	2009
	Tracy Kotseos	7	4	.636	1995
4.	Leigh Eichelberger	6	5	.545	1999

	Tobi Rakic	6	2	.750	1997
	Muriel Abella	6	3	.667	1994
7.	Natasa Vuckovic	5	0	1.000	2007
	Magda Wojdylo	5	6	.455	2003
9.	Miljana Jovic	4	1	.800	2010
	Heather Greene	4	0	1.000	1993
	Nathalie Acacio	4	3	.571	1992

## SEASON WINS – #5 SINGLES

Rank	Name	Won	Lost	Pct.	Year
1.	Tobi Rakic	7	4	.636	1996
2.	Miljana Jovic	6	3	.667	2009
	Fallon Koon	6	5	.545	2004
	Jodi Kenoyer	6	2	.750	2002
5.	Adriana Pereira	5	1	.833	2010
	Megan McGavock	5	2	.714	2006
	Valentine Vernaz	5	2	.714	1998
	Claire Hammond	5	4	.556	1994
9.	Magda Wojdylo	4	1	.800	2005
	Tamara Sutton	4	5	.444	2001
	Tamara Sutton	4	3	.571	2000

## SEASON WINS – #6 SINGLES

Rank	Name	Won	Lost	Pct.	Year
1.	Muriel Abella	8	3	.727	1995
2.	Justine Walsh	6	5	.545	2004
	Justine Walsh	6	4	.600	2003
	Leigh Eichelberger	6	3	.667	2001
	Sophie Ljucovic	6	3	.667	1994
	Heather Coburn	6	3	.667	1993
7.	Laura Ganzer	5	1	.833	2007
	Lynn-Yin Tan	5	4	.556	2000
	Lynn-Yin Tan	5	1	.833	1999
	Sophie Ljucovic	5	0	1.000	1996

## SEASON DOUBLES WINS

Rank	Name	Won	Lost	Pct.	Year
1.	Ayako Suzuki	8	3	.727	2004
	Leigh Eichelberger	8	3	.727	2001
	Lynn-Yin Tan	8	3	.727	2001
4.	Laura Ganzer	7	4	.636	2007
	Christyn Lucas	7	1	.875	2007
	Natasa Vuckovic	7	3	.700	2007
	Kathy Boyanovich	7	4	.636	2001
	Catherine Brown	7	4	.636	2001
	Katarina Markovski	7	4	.636	2001
	Jennifer Radman	7	4	.636	2001

## SEASON WINS – #1 DOUBLES

Rank	Name	Won	Lost	Pct.	Year
1.	Jennifer Radman	7	4	.636	2001
	Kathy Boyanovich	7	4	.636	2001
3.	Jennifer Radman	6	4	.600	2002
	Kathy Boyanovich	6	4	.600	2002
5.	Dijana Stojic	5	5	.500	2010
	Ana Marija Zubori	5	5	.500	2010
	Heather Greene	5	1	.833	1996
	Karolina Bulat	5	1	.833	1996
9.	Natasa Vuckovic	4	7	.364	2009
	Ana Marija Zubori	4	7	.364	2009
	Gira Schofield	4	6	.400	2008
	Ana Marija Zubori	4	6	.400	2008
	Gira Schofield	4	6	.400	2007
	Ana Marija Zubori	4	6	.400	2007
	Gira Schofield	4	6	.400	2006
	Kathy Boyanovich	4	7	.364	2003
	Magda Wojdylo	4	4	.500	2003
	Katarina Markovski	4	3	.571	1999

	Celine Regnier	4	3	.571	1999
	Karolina Bulat	4	3	.571	1997
	Tobi Rakic	4	3	.571	1997

## SEASON WINS – #2 DOUBLES

Rank	Name	Won	Lost	Pct.	Year
1.	Leigh Eichelberger	8	3	.727	2001
	Lynn-Yin Tan	8	3	.727	2001
3.	Christyn Lucas	7	1	.875	2007
	Natasa Vuckovic	7	1	.875	2007
5.	Jodi Kenoyer	6	2	.750	2003
	Danielle Wiggins	6	4	.600	2003
	Jodi Kenoyer	6	4	.600	2002
	Lynn-Yin Tan	6	4	.600	2002
	Yvette Castillejo	6	0	1.000	1992
	Michelle Duda	6	0	1.000	1992

## SEASON WINS – #3 DOUBLES

Rank	Name	Won	Lost	Pct.	Year
1.	Ayako Suzuki	8	3	.727	2004
2.	Catherine Brown	7	4	.636	2001
	Katarina Markovski	7	4	.636	2001
4.	Anya Morgina	6	4	.600	2010
	Adriana Pereira	6	5	.545	2010
	Laura Ganzer	6	2	.750	2007
7.	Suzanna Mansour	5	3	.625	2009
	Miranda Gutierrez	5	2	.714	2006
	Leigh Eichelberger	5	2	.714	1999
	Lynn-Yin Tan	5	2	.714	1999
	Tracy Kotseos	5	3	.625	1997

## SEASON COMBINED WINS

Rank	Name	Won	Lost	Pct.	Year
1.	Natasa Vuckovic	16	4	.800	2007
	Lynn-Yin Tan	16	6	.727	2001
3.	Adriana Pereira	15	7	.682	2010
4.	Kathy Boyanovich	14	7	.667	2002
	Kathy Boyanovich	14	8	.636	2001
	Leigh Eichelberger	14	7	.667	2001
7.	Dijana Stojic	13	8	.619	2010
	Ana Marija Zubori	13	9	.591	2009
	Jodi Kenoyer	13	7	.650	2002
	Robi Rakic	13	6	.684	1997
	Michelle Duda	13	5	.722	1992



Adriana Pereira



# ALL-TIME SEC SINGLES STATISTICS



Player (Years)	TOTAL			#1			#2			#3			#4			#5			#6		
	W	L	Pct.	W	L	Pct.	W	L	Pct.	W	L	Pct.	W	L	Pct.	W	L	Pct.	W	L	Pct.
Muriel Abella (1994-97)	20	13	.606	—	—	—	—	—	—	—	—	—	6	3	.667	1	3	.250	13	7	.650
Nathalie Acacio (1992-93)	9	11	.450	—	—	—	1	1	.500	1	1	.500	6	5	.545	1	4	.200	—	—	—
Grace Blakely (2006)	1	2	.333	—	—	—	—	—	—	—	—	—	—	—	—	—	—	—	1	2	.333
Kathy Boyanovich (2000-03)	24	20	.545	4	7	.364	2	0	1.000	13	7	.650	2	5	.286	1	1	.500	2	0	1.000
Karolina Bulat (1995-98)	29	15	.659	—	—	—	10	5	.667	19	10	.655	—	—	—	—	—	—	—	—	—
Catherine Brown (2003)	2	8	.200	—	—	—	—	—	—	—	—	—	—	—	—	2	8	.200	—	—	—
Amanda Carvalho (1998)	4	4	.500	—	—	—	—	—	—	—	—	—	—	—	—	—	—	—	4	4	.500
Heather Coburn (1992-93)	14	8	.636	—	—	—	—	—	—	—	—	—	0	1	.000	4	4	.500	10	3	.769
Helen Crook (1993-94)	12	10	.545	11	9	.550	0	1	.000	1	0	1.000	—	—	—	—	—	—	—	—	—
Victoria Davies (1993-95)	14	17	.452	0	1	.000	10	9	.526	4	6	.400	0	1	.000	—	—	—	—	—	—
Robin Deitch (1992)	5	6	.455	—	—	—	—	—	—	4	6	.400	1	0	1.000	—	—	—	—	—	—
Michelle Duda (1992)	7	4	.636	—	—	—	7	4	.636	—	—	—	—	—	—	—	—	—	—	—	—
Leigh Eichelberger (1998-01)	20	23	.465	—	—	—	—	—	—	8	14	.364	6	5	.545	0	1	.000	6	3	.667
Laura Ganzer (2004-07)	13	11	.542	0	1	.000	0	1	.000	7	6	.538	1	2	.333	—	—	—	5	1	.833
Heather Greene (1993-96)	28	14	.667	13	8	.619	7	3	.700	4	3	.571	4	0	1.000	—	—	—	—	—	—
Miranda Gutierrez (2004-07)	15	10	.600	—	—	—	—	—	—	5	3	.625	7	4	.636	1	1	.500	2	2	.500
Sophie Ljucovic (1994-97)	18	7	.720	—	—	—	—	—	—	—	—	—	—	—	3	2	.600	15	5	.750	
Christyn Lucas (2004-07)	25	14	.641	—	—	—	13	7	.650	4	2	.667	3	4	.429	3	1	.750	2	0	1.000
Claire Hammond (1992-94)	13	11	.542	—	—	—	—	—	—	—	—	—	0	2	.000	7	6	.538	6	3	.667
Miljana Jovic (2008-)	14	9	.609	—	—	—	—	—	—	—	—	—	5	3	.625	9	5	.643	0	1	.000
Jodi Kenoyer (2002-03)	12	9	.571	—	—	—	5	6	.455	—	—	—	1	1	.500	6	2	.750	—	—	—
Fallon Koon (2004-05)	8	9	.471	—	—	—	—	—	—	—	—	—	—	—	7	8	.467	1	1	.500	
Tracy Kotseos (1995-98)	14	19	.424	—	—	—	—	—	—	—	—	—	11	14	.440	1	3	.250	2	2	.500
Rita Maisak (2010)	1	2	.333	—	—	—	—	—	—	—	—	—	—	—	—	—	—	—	1	2	.333
Suzanna Mansour (2008-09)	4	11	.267	—	—	—	—	—	—	0	1	.000	1	6	.143	—	—	—	3	4	.429
Katarina Markovski (1999-02)	20	23	.465	15	19	.441	5	4	.556	—	—	—	—	—	—	—	—	—	—	—	—
Megan McGavock (2005-08)	19	16	.543	—	—	—	—	—	—	—	—	—	1	2	.333	11	9	.550	7	5	.583
Ashley Miller (2009)	0	4	.000	—	—	—	—	—	—	—	—	—	—	—	0	1	.000	0	3	.000	
Anya Morgina (2010-)	6	5	.545	—	—	—	—	—	—	6	5	.545	—	—	—	—	—	—	—	—	—
Adriana Pereira (2010-)	9	2	.818	—	—	—	—	—	—	—	—	—	1	1	.500	5	1	.833	3	0	1.000
Vanessa Pinto (2007)	3	1	.750	—	—	—	2	1	.667	1	0	1.000	—	—	—	—	—	—	—	—	—
Tracy Pulliam (1994)	0	1	.000	—	—	—	—	—	—	—	—	—	—	—	—	—	—	—	0	1	.000
Jennifer Radman (1999-02)	19	23	.452	4	5	.444	9	13	.409	6	5	.545	—	—	—	—	—	—	—	—	—
Jelena Rajic (2008)	3	5	.375	—	—	—	—	—	—	—	—	—	—	—	0	3	.000	3	2	.600	
Tobi Rakic (1995-98)	21	22	.488	—	—	—	—	—	—	1	1	.500	9	6	.600	11	15	.423	—	—	—
Celine Regnier (1996-99)	20	24	.455	8	13	.381	12	11	.522	—	—	—	—	—	—	—	—	—	—	—	—
Nathalie Rodriguez (1992)	6	5	.545	6	5	.545	—	—	—	—	—	—	—	—	—	—	—	—	—	—	—
Pauline Rodriguez (1992-93)	4	11	.267	0	2	.000	0	1	.000	0	3	.000	1	3	.250	3	2	.600	—	—	—
M. Saari-Byström (2010-)	3	3	.500	—	—	—	—	—	—	—	—	—	0	3	.000	—	—	—	3	0	1.000
Gira Schofield (2006-09)	21	22	.488	21	22	.488	—	—	—	—	—	—	—	—	—	—	—	—	—	—	—
Dijana Stojic (2009-)	14	8	.636	—	—	—	8	3	.727	6	5	.545	—	—	—	—	—	—	—	—	—
Tamara Sutton (1999-02)	23	18	.561	—	—	—	—	—	—	—	—	—	3	1	.750	12	12	.500	8	5	.615
Ayako Suzuki (2002)	2	0	1.000	—	—	—	—	—	—	—	—	—	—	—	—	—	—	—	2	0	1.000
Lynn-Yin Tan (1999-02)	26	18	.591	—	—	—	—	—	—	2	0	1.000	11	9	.550	3	4	.429	10	5	.667
Valentine Vernaz (1997-98)	8	12	.400	0	2	.000	1	4	.200	1	1	.500	1	3	.250	5	2	.714	—	—	—
Natasa Vuckovic (2006-09)	30	12	.714	—	—	—	6	5	.545	12	3	.800	12	4	.750	—	—	—	—	—	—
Justine Walsh (2003-06)	14	13	.519	—	—	—	—	—	—	—	—	—	—	—	—	—	—	—	14	13	.519
Danielle Wiggins (2003-06)	19	16	.543	11	9	.550	—	—	—	8	7	.533	—	—	—	—	—	—	—	—	—
Magda Wojdylo (2002-05)	15	15	.500	—	—	—	—	—	—	—	—	—	11	13	.458	4	1	.800	0	1	.000
Ana Marija Zubori (2007-10)	30	12	.714	6	4	.600	21	7	.750	3	1	.750	—	—	—	—	—	—	—	—	—

Statistics are for regular-season matches only.



Natasa Vuckovic



Karolina Bulat



Michelle Duda



Leigh Eichelberger



Megan McGavock



Celine Regnier



# ALL-TIME SEC DOUBLES STATISTICS



**Kathy Boyanovich**



**Jennifer Radman**

Player (Years)	TOTAL			#1			#2			#3		
	W	L	Pct.	W	L	Pct.	W	L	Pct.	W	L	Pct.
Muriel Abella (1994-97)	5	4	.556	—	—	—	1	0	1.000	4	4	.500
Nathalie Acacio (1992-93)	5	4	.556	1	0	1.000	1	3	.250	3	1	.750
Karolina Bulat (1995-98)	17	12	.586	12	8	.600	4	3	.571	1	1	.500
Grace Blakely (2006)	0	2	.000	—	—	—	0	1	.000	0	1	.000
Kathy Boyanovich (2000-03)	20	18	.526	17	15	.531	2	0	1.000	1	3	.250
Catherine Brown (2000-03)	10	19	.345	—	—	—	1	0	1.000	9	19	.321
Amanda Carvalho (1998-99)	6	8	.429	0	1	.000	4	3	.571	2	4	.333
Yvette Castillejo (1992)	6	1	.857	0	1	.000	6	0	1.000	—	—	—
Helen Crook (1993-94)	4	8	.333	4	8	.333	—	—	—	—	—	—
Victoria Davies (1993-95)	5	10	.333	5	10	.333	—	—	—	—	—	—
Robin Deitch (1992)	3	3	.500	0	2	.000	—	—	—	3	1	.750
Michelle Duda (1992)	6	1	.857	0	1	.000	6	0	1.000	—	—	—
Leigh Eichelberger (1998-01)	24	10	.706	2	1	.667	17	7	.708	5	2	.714
Laura Ganzer (2004-07)	14	18	.438	3	11	.214	2	4	.333	9	3	.750
Audrey George (2003)	0	5	.000	—	—	—	—	—	—	0	5	.000
Heather Greene (1993-96)	12	10	.545	5	1	.833	5	4	.556	2	5	.286
Miranda Gutierrez (2004-07)	13	12	.520	0	3	.000	2	3	.400	11	6	.647
Claire Hammond (1992-93)	2	5	.286	1	0	1.000	—	—	—	1	5	.167
Miljana Jovic (2008-)	7	17	.292	—	—	—	6	14	.300	1	3	.250
Jodi Kenoyer (2002-03)	12	9	.571	0	3	.000	12	6	.667	—	—	—
Fallon Koon (2004-05)	8	10	.444	1	0	1.000	5	6	.455	2	4	.333
Tracy Kotseos (1995-97)	10	8	.556	—	—	—	—	—	—	10	8	.556
Imre Kwast (1997)	2	4	.333	—	—	—	2	4	.333	—	—	—
Sophie Ljucovic (1994-97)	8	13	.381	—	—	—	1	0	1.000	7	13	.350
Christyn Lucas (2004-07)	21	17	.553	1	3	.250	17	14	.548	3	0	1.000
Rita Maisak (2010)	2	5	.286	—	—	—	2	5	.286	—	—	—
Suzanna Mansour (2008-09)	9	10	.474	0	1	.000	3	3	.500	6	6	.500
Katarina Markovski (1999-02)	17	18	.486	5	8	.385	—	—	—	12	10	.545
Megan McGavock (2005-08)	12	24	.333	1	5	.167	4	7	.364	7	12	.368
Ashley Miller (2009)	0	4	.000	—	—	—	—	—	—	0	4	.000
Anya Morgina (2010-)	6	4	.600	—	—	—	—	—	—	6	4	.600
Adriana Pereira (2010-)	6	5	.545	—	—	—	—	—	—	6	5	.545
Vanessa Pinto (2007)	3	1	.750	—	—	—	1	1	.500	2	0	1.000
Tracy Pulliam (1993-94)	3	3	.500	—	—	—	2	1	.667	1	2	.333
Jennifer Radman (1999-02)	20	16	.556	14	13	.519	5	3	.625	1	0	1.000
Jelena Rajic (2008)	4	2	.667	—	—	—	—	—	—	4	2	.667
Tobi Rakic (1995-98)	14	12	.538	8	11	.421	6	1	.857	—	—	—
Celine Regnier (1996-99)	15	14	.517	5	6	.455	10	8	.556	—	—	—
Nathalie Rodriguez (1992)	3	4	.429	3	4	.429	—	—	—	—	—	—
Pauline Rodriguez (1992-93)	4	7	.364	3	2	.600	1	3	.250	0	2	.000
Madeleine Saari-Byström (2010-)	0	5	.000	—	—	—	0	4	.000	0	1	.000
Gira Schofield (2006-09)	17	23	.425	12	18	.400	5	5	.500	—	—	—
Dijana Stojic (2009-)	10	11	.476	5	5	.500	1	4	.200	4	2	.667
Tamara Sutton (1999-00)	3	1	.750	—	—	—	—	—	—	3	1	.750
Ayako Suzuki (2002-04)	12	8	.600	—	—	—	—	—	—	12	8	.600
Lynn-Yin Tan (1999-02)	24	12	.667	1	1	.500	18	9	.667	5	2	.714
Valentine Vernaz (1997-98)	3	9	.250	0	2	.000	1	1	.500	2	6	.250
Natasa Vuckovic (2006-09)	21	20	.512	7	10	.412	10	6	.625	4	4	.500
Justine Walsh (2003-06)	0	10	.000	—	—	—	—	—	—	0	10	.000
Danielle Wiggins (2003-06)	16	19	.457	4	13	.235	9	5	.643	3	1	.750
Magda Wojdylo (2003-05)	15	17	.469	5	7	.417	4	6	.400	6	4	.600
Ana Marija Zubori (2007-10)	17	24	.415	17	24	.415	—	—	—	—	—	—

*Statistics are for regular-season matches only.*

# ALL-TIME SEC COMBINED STATISTICS




Player (Years)	TOTAL			SINGLES			DOUBLES		
	W	L	Pct.	W	L	Pct.	W	L	Pct.
Muriel Abella (1994-97)	25	17	.595	20	13	.606	5	4	.556
Nathalie Acacio (1992-93)	14	15	.483	9	11	.450	5	4	.556
Grace Blakely (2006)	1	4	.200	1	2	.333	0	2	.000
Kathy Boyanovich (2000-03)	44	38	.537	24	20	.545	20	18	.526
Catherine Brown (2000-03)	12	27	.308	2	8	.200	10	19	.345
Karolina Bulat (1995-98)	46	27	.630	29	15	.659	17	12	.586
Amanda Carvalho (1998-99)	10	12	.455	4	4	.500	6	8	.429
Yvette Castillejo (1992)	6	1	.857	—	—	—	6	1	.857
Heather Coburn (1992-93)	14	8	.636	14	8	.636	—	—	—
Helen Crook (1993-94)	16	18	.471	12	10	.545	4	8	.333
Victoria Davies (1993-95)	19	27	.413	14	17	.452	5	10	.333
Robin Deitch (1992)	8	9	.471	5	6	.455	3	3	.500
Michelle Duda (1992)	13	5	.722	7	4	.636	6	1	.857
Leigh Eichelberger (1998-01)	44	33	.571	20	23	.465	24	10	.706
Laura Ganzer (2004-07)	27	29	.482	13	11	.542	14	18	.438
Audrey George (2003)	0	5	.000	—	—	—	0	5	.000
Heather Greene (1993-96)	40	24	.625	28	14	.667	12	10	.545
Miranda Gutierrez (2004-07)	28	22	.560	15	10	.600	13	12	.520
Claire Hammond (1992-94)	15	16	.484	13	11	.542	2	5	.286
Miljana Jovic (2008-)	21	26	.447	14	9	.609	7	17	.292
Jodi Kenoyer (2002-03)	24	18	.571	12	9	.571	12	9	.571
Fallon Koon (2004-05)	16	19	.457	8	9	.471	8	10	.444
Tracy Kotseos (1995-98)	24	27	.471	14	19	.424	10	8	.556
Imre Kwast (1997)	2	4	.333	—	—	—	2	4	.333
Sophie Ljucovic (1994-97)	26	20	.565	18	7	.720	8	13	.381
Christyn Lucas (2004-07)	46	31	.597	25	14	.641	21	17	.553
Rita Maisak (2010)	3	7	.300	1	2	.333	2	5	.286
Suzanna Mansour (2008-09)	13	21	.382	4	11	.267	9	10	.474
Katarina Markovski (1999-02)	37	41	.474	20	23	.465	17	18	.486
Megan McGavock (2005-08)	31	40	.437	19	16	.543	12	24	.333
Ashley Miller (2009)	0	8	.000	0	4	.000	0	4	.000
Anya Morgina (2010-)	12	9	.571	6	5	.545	6	4	.600
Adriana Pereira (2010-)	15	7	.682	9	2	.818	6	5	.545
Vanessa Pinto (2007)	6	2	.750	3	1	.750	3	1	.750
Tracy Pulliam (1993-94)	3	4	.429	0	1	.000	3	3	.500
Jennifer Radman (1999-02)	39	39	.500	19	23	.452	20	16	.556
Jelena Rajic (2008)	7	7	.500	3	5	.375	4	2	.667
Tobi Rakic (1995-98)	35	34	.507	21	22	.488	14	12	.538
Celine Regnier (1996-99)	35	38	.479	20	24	.455	15	14	.517
Nathalie Rodriguez (1992)	9	9	.500	6	5	.545	3	4	.429
Pauline Rodriguez (1992-93)	8	18	.308	4	11	.267	4	7	.364
Madeleine Saari-Byström (2010-)	3	8	.273	3	3	.500	0	5	.000
Gira Schofield (2006-09)	38	45	.458	21	22	.488	17	23	.425
Dijana Stojic (2009-)	24	19	.558	14	8	.636	10	11	.476
Tamara Sutton (1999-02)	26	19	.578	23	18	.561	3	1	.750
Ayako Suzuki (2002-04)	14	8	.636	2	0	1.000	12	8	.600
Lynn-Yin Tan (1999-02)	50	30	.625	26	18	.591	24	12	.667
Valentine Vernaz (1997-98)	11	21	.344	8	12	.400	3	9	.250
Natasa Vuckovic (2006-09)	51	32	.614	30	12	.714	21	20	.512
Justine Walsh (2003-06)	14	23	.378	14	13	.519	0	10	.000
Danielle Wiggins (2003-06)	35	35	.500	19	16	.543	16	19	.457
Magda Wojdylo (2002-05)	30	32	.484	15	15	.500	15	17	.469
Ana Marija Zubori (2007-10)	47	36	.566	30	12	.714	17	24	.415

Statistics are for regular-season matches only.



**Christyn Lucas**



**Heather Greene**



## NOTES ON SEC STANDINGS

From 1990 to 1998, the SEC champion was determined by total aggregate points accumulated at the conclusion of the conference tournament: one full point was awarded for each regular-season conference win, one-half point for wins in the first two rounds of the conference tournament, one-half point for receiving a first-round bye in the conference tournament and one full point for a win in the conference tournament semifinals and final. For the 1999 season, the same points system was in place with a couple of changes: one full point for a first-round bye in the conference tournament and one full point for a win in any round of the conference tournament. In 2000, the SEC changed the determination of its tennis champion to the team with the best winning percentage in conference regular-season dual matches (11 matches).

<b>1992</b>	1. Florida 14.5 2. Georgia 12.5 3. Tennessee 9.5 4. Ole Miss 8.5 5. Kentucky 6.5 <b>SOUTH CAROLINA 6.5</b> 7. Alabama 5.5 8. LSU 4.5 9. Vanderbilt 4 10. Auburn 3 11. Mississippi State 2 12. Arkansas 0	<b>1997</b>	1. Florida 14 2. Georgia 11 3. Ole Miss 10 4. Tennessee 9 5. LSU 6.5 <b>6. SOUTH CAROLINA 5.5</b> Vanderbilt 5.5 8. Alabama 5 9. Arkansas 4 10. Kentucky 3.5 11. Mississippi State 1 12. Auburn 0	<b>2002</b>	<b>Eastern Division</b> 1. Georgia 11-0 2. Florida 10-1 3. Vanderbilt 9-2 <b>4. SOUTH CAROLINA 7-4</b> Tennessee 7-4 6. Kentucky 5-6 <b>Western Division</b> 1. Auburn 6-5 2. Ole Miss 4-7 3. Alabama 3-8 LSU 3-8 5. Mississippi State 1-10 6. Arkansas 0-11	<b>Western Division</b> 1. Alabama 6-5 2. Arkansas 5-6 3. Ole Miss 4-7 4. LSU 3-8 5. Mississippi State 1-10 6. Auburn 0-11	
<b>1993</b>	1. Florida 14 2. Georgia 11 3. Ole Miss 10 4. Alabama 9 5. Auburn 7.5 6. Tennessee 6.5 <b>7. SOUTH CAROLINA 5</b> 8. LSU 4 9. Kentucky 3.5 Vanderbilt 3.5 11. Mississippi State 1 12. Arkansas 0	<b>1998</b>	1. Florida 14 2. Georgia 11 3. Vanderbilt 9.5 4. Ole Miss 8.5 5. Arkansas 8 6. Tennessee 7 <b>7. SOUTH CAROLINA 5.5</b> 8. Kentucky 4.5 9. LSU 4 10. Mississippi State 2 11. Auburn 1 12. Alabama 0	<b>2003</b>	<b>Eastern Division</b> 1. Florida 10-1 2. Georgia 9-2 Kentucky 9-2 Tennessee 9-2 5. Vanderbilt 8-3 <b>6. SOUTH CAROLINA 5-6</b> <b>Western Division</b> 1. Alabama 6-5 2. LSU 4-7 3. Ole Miss 3-8 4. Auburn 2-9 5. Mississippi State 1-10 6. Arkansas 0-11	<b>2007</b>	<b>Eastern Division</b> 1. Florida 10-1 Georgia 10-1 3. Vanderbilt 9-2 <b>4. SOUTH CAROLINA 8-3</b> 5. Tennessee 6-5 Kentucky 6-5 <b>Western Division</b> 1. Auburn 5-6 LSU 5-6 3. Arkansas 4-7 4. Alabama 1-10 Ole Miss 1-10 Mississippi State 1-10
<b>1994</b>	1. Georgia 14 2. Florida 12 3. Kentucky 9 Ole Miss 9 5. Alabama 6.5 <b>SOUTH CAROLINA 6.5</b> Vanderbilt 6.5 8. Auburn 4.5 9. Tennessee 3 10. LSU 2 Arkansas 2 12. Mississippi State 0	<b>1999</b>	1. Florida 14 2. Ole Miss 13 3. Georgia 12 <b>4. SOUTH CAROLINA 8</b> 5. Kentucky 7 Vanderbilt 7 7. Arkansas 6 Tennessee 6 9. LSU 3 Mississippi State 3 11. Auburn 2 12. Alabama 0	<b>2004</b>	<b>Eastern Division</b> 1. Florida 11-0 2. Vanderbilt 10-1 3. Georgia 9-2 4. Tennessee 7-4 5. Kentucky 6-5 <b>6. SOUTH CAROLINA 5-6</b> <b>Western Division</b> 1. LSU 6-5 2. Alabama 5-6 3. Auburn 3-8 Ole Miss 3-8 5. Mississippi State 1-10 6. Arkansas 0-11	<b>2008</b>	<b>Eastern Division</b> 1. Florida 11-0 2. Georgia 9-2 3. Vanderbilt 7-4 4. Tennessee 6-5 5. Kentucky 5-6 <b>SOUTH CAROLINA 5-6</b> <b>Western Division</b> 1. Arkansas 7-4 2. LSU 6-5 3. Auburn 5-6 4. Ole Miss 3-8 5. Alabama 2-9 Mississippi State 0-11
<b>1995</b>	1. Florida 14 2. Georgia 12 3. Tennessee 8.5 <b>4. SOUTH CAROLINA 8</b> 5. Vanderbilt 7.5 6. LSU 6 7. Auburn 5.5 Ole Miss 5.5 9. Alabama 4 10. Kentucky 2 Mississippi State 2 12. Arkansas 0	<b>2000</b>	1. Georgia 11-0 2. Florida 10-1 3. Vanderbilt 9-2 4. Ole Miss 8-3 5. Tennessee 7-4 <b>6. SOUTH CAROLINA 6-5</b> 7. Arkansas 4-7 8. Kentucky 3-8 LSU 3-8 Mississippi State 3-8 11. Auburn 2-9 12. Alabama 0-11	<b>2005</b>	<b>Eastern Division</b> 1. Kentucky 10-1 2. Florida 9-2 Vanderbilt 9-2 4. Georgia 7-4 Tennessee 7-4 <b>6. SOUTH CAROLINA 6-5</b> <b>Western Division</b> 1. Ole Miss 5-6 Mississippi State 5-6 3. LSU 4-7 4. Alabama 3-8 5. Arkansas 1-10 6. Auburn 0-11	<b>2009</b>	<b>Eastern Division</b> 1. Georgia 10-1 2. Tennessee 8-3 3. Florida 7-4 4. Vanderbilt 6-4 <b>5. SOUTH CAROLINA 6-5</b> 6. Kentucky 3-8 <b>Western Division</b> 1. Arkansas 8-3 2. Ole Miss 5-6 3. Alabama 4-7 4. Auburn 3-7 LSU 3-7 6. Mississippi State 1-9
<b>1996</b>	1. Florida 14 2. Vanderbilt 11 3. Ole Miss 10 <b>4. SOUTH CAROLINA 9.5</b> 5. Tennessee 8.5 6. Auburn 5.5 7. Georgia 5 8. Arkansas 4.5 9. Kentucky 3 LSU 3 11. Alabama 2 12. Mississippi State 0	<b>2001</b>	1. Florida 11-0 2. Tennessee 10-1 3. Vanderbilt 9-2 4. Georgia 8-3 <b>5. SOUTH CAROLINA 7-4</b> 6. Kentucky 5-6 7. Alabama 4-7 LSU 4-7 9. Ole Miss 3-8 Mississippi State 3-8 11. Arkansas 2-9 12. Auburn 0-11	<b>2006</b>	<b>Eastern Division</b> 1. Florida 11-0 2. Vanderbilt 10-1 3. Georgia 8-3 Kentucky 8-3 5. Tennessee 6-5 <b>6. SOUTH CAROLINA 4-7</b>	<b>2010</b>	<b>Eastern Division</b> 1. Florida 11-0 2. Tennessee 8-3 Georgia 8-3 <b>4. SOUTH CAROLINA 7-4</b> Vanderbilt 7-4 6. Kentucky 0-11 <b>Western Division</b> 1. Ole Miss 8-3 2. Arkansas 6-5 3. LSU 4-7 4. Alabama 3-8 Auburn 3-8 6. Mississippi State 1-10

# SEASON STATISTICS



## 1984-85

PLAYER/PAIR	OVERALL	TOURN	DUAL	#1	#2	#3	#4	#5	#6
Diane Commons	24-7	N/A	24-7	—	—	1-0	5-1	11-6	7-0
Jill Hausler	19-9	N/A	19-9	17-9	2-0	—	—	—	—
Lisa Lovett	17-5	N/A	17-5	—	—	—	1-0	4-0	12-5
Margaret O'Grady	1-0	N/A	1-0	—	—	—	—	1-0	—
Jennifer Reault	20-4	N/A	20-4	1-0	—	4-1	11-2	4-1	—
Linda Shepard	2-0	N/A	2-0	—	—	—	—	—	2-0
Ashley Thomason	19-12	N/A	19-12	—	1-0	4-3	4-4	5-2	5-3
Rita Winebarger	31-3	N/A	31-3	6-0	24-3	1-0	—	—	—
Lisa Winsor	16-14	N/A	16-14	—	2-2	9-11	5-1	—	—

Commons/Hausler	0-1	N/A	0-1	0-1	—	—	—	—	—
Commons/Lovett	1-0	N/A	1-0	—	1-0	—	—	—	—
Commons/O'Grady	1-0	N/A	1-0	—	—	1-0	—	—	—
Commons/Shepard	1-0	N/A	1-0	—	—	1-0	—	—	—
Commons/Thomason	2-3	N/A	2-3	1-3	1-0	—	—	—	—
Commons/Winebarger	1-1	N/A	1-1	1-1	—	—	—	—	—
Commons/Winsor	0-4	N/A	0-4	0-1	0-2	0-1	—	—	—
Hausler/Thomason	3-3	N/A	3-3	2-3	1-0	—	—	—	—
Hausler/Winebarger	1-0	N/A	1-0	1-0	—	—	—	—	—
Hausler/Winsor	7-10	N/A	7-10	5-8	2-2	—	—	—	—
Lovett/O'Grady	1-0	N/A	1-0	—	1-0	—	—	—	—
Lovett/Reault	1-0	N/A	1-0	—	1-0	—	—	—	—
Lovett/Thomason	8-6	N/A	8-6	0-1	—	8-5	—	—	—
Lovett/Winebarger	3-0	N/A	3-0	—	—	3-0	—	—	—
Lovett/Winsor	0-1	N/A	0-1	—	0-1	—	—	—	—
Reault/Thomason	0-1	N/A	0-1	—	0-1	—	—	—	—
Reault/Winebarger	8-7	N/A	8-7	0-1	7-5	1-1	—	—	—
Reault/Winsor	2-1	N/A	2-1	2-1	—	—	—	—	—
O'Grady/Shepard	7-1	N/A	7-1	—	0-1	7-0	—	—	—
O'Grady/Winebarger	1-2	N/A	1-2	—	0-2	1-0	—	—	—
Shepard/Thomason	1-1	N/A	1-1	—	—	1-1	—	—	—
Shepard/Winebarger	1-0	N/A	1-0	—	1-0	—	—	—	—
Winebarger/Winsor	1-1	N/A	1-1	—	1-1	—	—	—	—

### Doubles Records

Commons: 6-9
Jill Hausler: 11-14
O'Grady: 10-3
Lovett: 14-7
Reault: 11-9
Shepard: 10-2
Thomason: 14-14
Winebarger: 16-11
Winsor: 10-17



Rita Winebarger

## 1985-86

PLAYER/PAIR	OVERALL	TOURN	DUAL	#1	#2	#3	#4	#5	#6
Diane Commons	10-11	2-6	8-5	—	—	—	—	3-0	5-5
Jill Hausler	5-17	—	5-17	5-14	0-3	—	—	—	—
Lisa Lovett	2-12	2-6	0-6	—	—	—	0-1	—	0-5
Margaret O'Grady	25-13	7-5	18-8	—	—	3-0	2-2	12-6	1-0
Magdalena Ringstrom	15-21	3-8	12-13	—	—	1-0	10-11	0-1	1-1
Linda Shepard	3-1	2-1	1-0	—	—	—	—	—	1-0
Ashley Thomason	10-13	3-8	7-5	—	—	—	—	2-3	5-2
Rita Winebarger	26-15	10-5	16-10	4-3	12-7	—	—	—	—
Lisa Winsor	15-16	1-5	14-11	—	3-0	11-11	—	—	—

Hausler/Lovett	1-0	—	1-0	1-0	—	—	—	—	—
Hausler/O'Grady	0-2	—	0-2	—	—	0-2	—	—	—
Hausler/Ringstrom	6-7	1-0	5-7	5-7	—	—	—	—	—
Hausler/Thomason	5-1	—	5-1	—	1-0	4-1	—	—	—
Lovett/Ringstrom	11-8	7-2	4-6	4-6	—	—	—	—	—
Lovett/Thomason	0-1	0-1	—	—	—	—	—	—	—
O'Grady/Ringstrom	0-2	0-2	—	—	—	—	—	—	—
O'Grady/Shepard	4-0	3-0	1-0	—	—	1-0	—	—	—
O'Grady/Thomason	10-10	2-5	8-5	—	—	8-5	—	—	—
O'Grady/Winebarger	0-3	—	0-3	—	—	0-3	—	—	—
O'Grady/Winsor	1-0	—	1-0	—	1-0	—	—	—	—
Ringstrom/Winebarger	1-0	—	1-0	1-0	—	—	—	—	—
Shepard/Winebarger	2-4	1-3	1-1	—	1-1	—	—	—	—
Shepard/Winsor	1-0	—	1-0	—	1-0	—	—	—	—
Thomason/Winebarger	2-1	2-1	—	—	—	—	—	—	—
Thomason/Winsor	2-2	1-0	1-2	—	1-2	—	—	—	—
Winebarger/Winsor	12-8	0-4	12-4	—	12-4	—	—	—	—

### Doubles Records (Dual)

Commons: 0-0 (0-0)
Hausler: 12-10 (11-10)
Lovett: 12-9 (5-6)
O'Grady: 15-17 (10-10)
Ringstrom: 18-17 (10-13)
Shepard: 7-4 (3-1)
Thomason: 19-15 (14-8)
Winebarger: 17-16 (14-8)
Winsor: 16-10 (15-6)



Magdalena Ringstrom



# SEASON STATISTICS



**Biljana Mirkovic**



**Robin Deitch**

## 1986-87

PLAYER/PAIR	OVERALL	TOURN	DUAL	#1	#2	#3	#4	#5	#6
Diane Commons	7-2	4-2	3-0	—	—	—	—	—	3-0
Carolina Culik	28-11	6-2	22-9	2-0	5-3	14-6	—	1-0	—
Biljana Mirkovic	29-13	6-6	23-7	—	—	5-2	15-5	3-0	—
Margaret O'Grady	13-12	2-4	11-8	—	—	—	6-4	4-4	1-0
Magdalena Ringstrom	17-10	4-1	13-9	—	—	0-1	—	11-8	2-0
Paulette Roux	24-9	4-2	20-7	3-3	14-3	1-1	2-0	—	—
Linda Shepard	0-0	—	—	—	—	—	—	—	—
Ashley Thomason	4-3	1-2	3-1	—	—	—	—	—	3-1
Rita Winebarger	37-16	15-6	22-10	15-9	6-1	1-0	—	—	—
Lisa Winsor	15-7	—	15-7	—	—	—	—	1-0	14-7
<b>Doubles Records (Dual)</b>									
Culik/O'Grady	9-8	3-2	6-6	—	2-3	4-3	Commons: 0-0 (0-0)		
Culik/Ringstrom	3-9	—	3-9	—	3-7	0-2	Culik: 12-17 (9-15)		
Mirkovic/Roux	19-8	3-1	16-7	16-7	—	—	Mirkovic: 25-13 (18-10)		
Mirkovic/Winebarger	6-5	4-2	2-3	2-3	—	—	O'Grady: 12-11 (9-9)		
O'Grady/Ringstrom	0-2	—	0-2	—	0-2	—	Ringstrom: 7-19 (3-16)		
O'Grady/Thomason	3-1	—	3-1	—	1-1	2-0	Roux: 24-9 (19-7)		
Ringstrom/Roux	3-0	—	3-0	3-0	—	—	Shepard: 1-5 (0-3)		
Ringstrom/Shepard	1-2	1-2	—	—	—	—	Thomason: 3-7 (3-6)		
Ringstrom/Thomason	0-6	0-1	0-5	—	0-5	—	Winebarger: 23-12 (17-9)		
Roux/Winebarger	2-1	2-1	—	—	—	—	Winsor: 15-5 (15-5)		
Shepard/Winebarger	0-2	—	0-2	—	0-1	0-1	—		
Shepard/Winsor	0-1	—	0-1	—	—	0-1	—		
Winebarger/Winsor	15-4	—	15-4	—	2-2	13-2	—		

## 1987-88

PLAYER/PAIR	OVERALL	TOURN	DUAL	#1	#2	#3	#4	#5	#6
Carolina Culik	27-14	11-5	16-9	3-2	2-0	11-6	—	0-1	—
Biljana Mirkovic	29-14	11-7	18-7	—	—	1-0	14-7	3-0	—
Cyndee Newton	13-10	—	13-10	—	—	—	—	5-1	8-9
Margaret O'Grady	10-4	7-3	3-1	—	—	—	—	—	3-1
Magdalena Ringstrom	16-16	8-5	8-11	—	—	0-1	0-4	8-6	—
Paulette Roux	33-15	16-7	17-8	7-3	5-5	5-0	—	—	—
Rita Winebarger	33-25	22-12	11-13	4-6	6-7	1-0	—	—	—
Lisa Winsor	5-6	4-4	1-2	—	—	—	—	—	1-2
<b>Doubles Records (Dual)</b>									
Culik/Newton	2-4	—	2-4	—	—	2-4	Culik: 9-7 (2-4)		
Culik/O'Grady	7-3	7-3	—	—	—	—	Mirkovic: 25-17 (11-11)		
Mirkovic/Ringstrom	0-4	—	0-4	0-4	—	—	Newton: 8-7 (8-7)		
Mirkovic/Roux	20-11	9-4	11-7	11-7	—	—	O'Grady: 10-6 (1-2)		
Mirkovic/Winsor	5-2	5-2	—	—	—	—	Ringstrom: 13-13 (7-10)		
Newton/Ringstrom	2-0	—	2-0	—	—	2-0	Roux: 28-14 (13-9)		
Newton/Roux	2-2	—	2-2	—	2-2	—	Winebarger: 15-11 (5-8)		
Newton/Winsor	2-1	—	2-1	—	—	2-1	Winsor: 8-5 (3-3)		
O'Grady/Ringstrom	2-1	2-1	—	—	—	—	—		
O'Grady/Winebarger	0-1	—	0-1	—	—	0-1	—		
O'Grady/Winsor	1-1	—	1-1	—	0-1	1-0	—		
Ringstrom/Winebarger	9-8	4-2	5-6	—	5-6	—	—		
Roux/Winebarger	6-1	6-1	—	—	—	—	—		
Winebarger/Winsor	0-1	—	0-1	—	—	0-1	—		

## 1988-89

PLAYER/PAIR	OVERALL	TOURN	DUAL	#1	#2	#3	#4	#5	#6
Nathalie Acacio	4-14	1-1	3-13	—	3-6	0-3	—	—	0-4
Carolina Culik	18-23	10-9	8-14	0-10	3-1	4-3	1-0	—	—
Robin Deitch	21-17	9-6	12-11	—	0-2	2-1	9-6	1-2	—
Michelle Duda	18-19	9-5	9-14	5-8	4-4	0-2	—	—	—
Cathy Kiser	4-6	1-2	3-4	—	—	—	—	—	3-4
Cyndee Newton	16-18	6-5	10-13	—	—	—	1-4	3-3	6-6
Magdalena Ringstrom	18-18	5-8	13-10	—	—	3-4	0-2	10-4	—
<b>Doubles Records (Dual)</b>									
Acacio/Culik	1-2	—	1-2	—	—	1-2	Acacio: 8-7 (8-7)		
Acacio/Deitch	0-1	—	0-1	—	0-1	—	Culik: 11-11 (6-8)		
Acacio/Duda	7-4	—	7-4	—	5-4	2-0	Deitch: 13-14 (5-9)		
Culik/Deitch	9-7	5-3	4-4	—	—	4-4	Duda: 12-8 (9-6)		
Culik/Duda	1-0	—	1-0	—	—	1-0	Kiser: 0-0 (0-0)		
Culik/Newton	0-1	—	0-1	0-1	—	—	Newton: 8-19 (3-14)		
Culik/Ringstrom	0-1	—	0-1	0-1	—	—	Ringstrom: 8-19 (3-14)		
Deitch/Duda	4-4	3-2	1-2	—	1-2	—	—		
Deitch/Newton	0-1	—	0-1	—	0-1	—	—		
Deitch/Ringstrom	0-1	—	0-1	—	0-1	—	—		
Newton/Ringstrom	8-17	5-5	3-12	3-12	—	—	—		

# SEASON STATISTICS



## 1989-90

PLAYER/PAIR	OVERALL	TOURN	DUAL	#1	#2	#3	#4	#5	#6
Carolina Culik	26-10	8-4	18-6	—	—	—	8-5	10-1	—
Robin Deitch	31-12	14-5	17-7	—	—	17-6	0-1	—	—
Michelle Duda	24-11	7-4	17-7	—	17-7	—	—	—	—
Wendy Frazer	5-6	5-6	—	—	—	—	—	—	—
Mandy Nall	28-12	11-5	17-7	—	—	0-1	7-3	10-3	—
Nathalie Rodriguez	35-18	19-10	16-8	16-8	—	—	—	—	—
Monica Wiese	25-13	9-5	16-8	—	—	—	—	—	16-8
Culik/Weise	16-3	1-1	15-2	—	—	15-2	<b>Doubles Records (Dual)</b>		
Deitch/Frazer	3-0	3-0	—	—	—	—	Culik: 16-3 (15-2)		
Deitch/Nall	8-7	—	8-7	—	8-7	—	Deitch: 17-11 (9-7)		
Deitch/Rodriguez	1-0	—	1-0	—	1-0	—	Duda: 23-8 (13-5)		
Deitch/Weise	5-4	5-4	—	—	—	—	Frazer: 7-3 (0-0)		
Duda/Nall	2-0	—	2-0	2-0	—	—	Nall: 19-11 (10-7)		
Duda/Rodriguez	21-8	10-3	11-5	11-5	—	—	Rodriguez: 27-9 (12-5)		
Frazer/Nall	4-3	4-3	—	—	—	—	Wiese: 21-7 (15-2)		
Nall/Rodriguez	5-1	5-1	—	—	—	—			

## 1990-91

PLAYER/PAIR	OVERALL	TOURN	DUAL	#1	#2	#3	#4	#5	#6
Nathalie Acacio	12-26	6-10	6-16	—	—	—	6-10	0-4	0-2
Nina Castillejo	8-13	0-2	8-11	—	—	—	—	0-2	8-9
Robin Deitch	18-18	9-5	9-13	—	2-3	7-10	—	—	—
Michelle Duda	19-15	6-6	13-9	8-3	5-6	—	—	—	—
Mandy Nall	18-16	7-7	11-9	—	—	—	1-5	10-4	—
Nathalie Rodriguez	18-21	12-5	6-16	1-10	2-4	3-2	—	—	—
Monica Wiese	2-12	1-8	1-4	—	—	—	—	0-2	1-2

Complete Doubles Statistics Unavailable

### Doubles Records


Acacio: 1-1  
 Castillejo: 0-0  
 Deitch: 8-7  
 Duda: 19-10  
 Mandy Nall: N/A  
 Nathalie Rodriguez: 21-11  
 Monica Wiese: N/A

## 1991-92

PLAYER/PAIR	OVERALL	TOURN	DUAL (SEC)	#1 (SEC)	#2 (SEC)	#3 (SEC)	#4 (SEC)	#5 (SEC)	#6 (SEC)
Nathalie Acacio	14-16	7-3	7-13 (5-5)	—	—	—	6-10 (4-3)	1-3 (1-2)	—
Nina Castillejo	4-2	4-2	—	—	—	—	—	—	—
Heather Coburn	18-15	4-6	14-9 (7-4)	—	—	—	—	8-8 (3-4)	6-1 (4-0)
Robin Deitch	14-15	4-2	10-13 (5-6)	—	—	8-13 (4-6)	2-0 (1-0)	—	—
Michelle Duda	23-11	6-5	17-6 (7-4)	1-0	16-6 (7-4)	—	—	—	—
Claire Hammond	18-10	5-4	13-6 (5-3)	—	—	—	—	3-0 (1-0)	10-6 (4-3)
Nathalie Rodriguez	21-13	7-4	14-9 (6-5)	13-9 (6-5)	1-0	—	—	—	—
Pauline Rodriguez	6-11	5-6	1-5 (0-4)	—	—	0-1 (0-1)	1-4 (0-3)	—	—
Acacio/Deitch	4-3	0-1	4-2 (3-0)	—	—	4-2 (3-0)	<b>Doubles Records (Dual, SEC)</b>		
Acacio/P. Rodriguez	3-1	2-0	1-1 (1-1)	1-0 (1-0)	—	0-1 (0-1)	Acacio: 9-5 (6-3, 4-1)		
Acacio/N. Rodriguez	1-0	—	1-0	—	1-0	—	Castillejo: 16-1 (12-1, 6-1)		
Acacio/Duda	1-1	1-1	—	—	—	—	Coburn: 1-2 (0-0, 0-0)		
Castillejo/Duda	13-1	1-0	12-1 (6-1)	1-1 (0-1)	11-0 (6-0)	—	Deitch: 8-6 (5-5, 3-3)		
Castillejo/N. Rodriguez	3-0	3-0	—	—	—	—	Duda: 18-3 (12-1, 6-1)		
Coburn/Hammond	1-2	1-2	—	—	—	—	Hammond: 3-4 (2-2, 1-2)		
Deitch/Duda	3-0	3-0	—	—	—	—	N. Rodriguez: 12-9 (6-7, 3-4)		
Deitch/Hammond	1-1	—	1-1 (0-1)	—	—	1-1 (0-1)	P. Rodriguez: 9-8 (5-7, 3-4)		
Deitch/N. Rodriguez	0-2	—	0-2 (0-2)	0-1 (0-1)	0-1 (0-1)	—			
Duda/N. Rodriguez	1-1	1-1	—	—	—	—			
Hammond/N. Rodriguez	1-0	—	1-0 (1-0)	1-0 (1-0)	—	—			
Hammond/P. Rodriguez	1-1	—	0-1 (0-1)	—	—	1-1 (0-1)			
Rodriguez/Rodriguez	6-6	2-1	4-5 (2-2)	4-5 (2-2)	—	—			




**Carolina Culik**




**Michelle Duda**



# SEASON STATISTICS



**Helen Crook**



**Victoria Davies**

## 1992-93

PLAYER/PAIR	OVERALL	TOURN	DUAL (SEC)	#1 (SEC)	#2 (SEC)	#3 (SEC)	#4 (SEC)	#5 (SEC)	#6 (SEC)
Nathalie Acacio	11-16	4-2	7-14 (4-6)	—	1-1 (1-1)	1-1 (1-1)	3-8 (2-2)	2-3 (0-2)	0-1
Heather Coburn	21-9	6-2	15-7 (7-4)	—	—	—	0-1 (0-1)	1-1 (1-0)	14-5 (6-3)
Helen Crook	21-16	9-6	12-10 (8-3)	10-9 (7-2)	1-1 (0-1)	1-0 (1-0)	—	—	—
Victoria Davies	14-20	10-4	4-16 (2-7)	—	3-12 (2-5)	1-2 (0-1)	0-2 (0-1)	—	—
Heather Greene	14-16	4-6	10-10 (6-3)	—	—	5-9 (2-3)	5-1 (4-0)	—	—
Claire Hammond	7-7	4-5	3-2 (3-2)	—	—	—	—	1-2 (1-2)	2-0 (2-0)
Tracy Pulliam	4-6	4-6	—	—	—	—	—	—	—
Pauline Rodriguez	20-18	10-6	10-12 (4-7)	0-3 (0-2)	1-2 (0-1)	0-2 (0-2)	1-1 (1-0)	8-4 (3-2)	—
Acacio/Hammond	2-1	2-1	—	—	—	—	—	<b>Doubles Records (Dual, SEC)</b>	
Acacio/Rodriguez	5-6	1-1	4-5 (1-3)	—	4-5 (1-3)	—	—	Acacio: 7-7 (4-5, 1-3)	
Coburn/Greene	1-1	1-1	—	—	—	—	—	Coburn: 2-2 (0-0, 0-0)	
Coburn/Rodriguez	1-1	1-1	—	—	—	—	—	Crook: 14-11 (5-6, 2-4)	
Crook/Davies	13-10	8-4	5-6 (2-4)	5-6 (2-4)	—	—	—	Davies: 13-10 (5-6, 2-4)	
Crook/Pulliam	1-1	—	1-1	1-1	—	—	—	Greene: 8-7 (5-5, 2-4)	
Greene/Hammond	2-3	—	2-3 (1-3)	—	—	2-3 (1-3)	—	Hammond: 5-6 (2-4, 1-3)	
Greene/Pulliam	5-3	2-1	3-2 (1-1)	—	—	3-2 (1-1)	—	Pulliam: 6-5 (4-4, 1-1)	
Hammond/Pulliam	0-1	—	0-1	—	—	0-1	—	Rodriguez: 7-8 (4-5, 1-3)	
Hammond/Rodriguez	1-1	1-1	—	—	—	—	—		

## 1993-94

PLAYER/PAIR	OVERALL	TOURN	DUAL (SEC)	#1 (SEC)	#2 (SEC)	#3 (SEC)	#4 (SEC)	#5 (SEC)	#6 (SEC)
Muriel Abella	24-10	6-3	18-7 (6-4)	1-0	1-0	1-0	15-6 (6-3)	0-1 (0-1)	—
Heather Coburn	0-0	—	—	—	—	—	—	—	—
Helen Crook	23-17	10-6	13-11 (4-7)	10-11 (4-7)	1-0	2-0	—	—	—
Victoria Davies	24-13	6-5	18-8 (5-6)	3-0	3-1 (1-1)	11-7 (4-5)	1-0	—	—
Heather Greene	25-8	4-4	21-4 (8-3)	1-0	16-4 (6-3)	4-0 (2-0)	—	—	—
Claire Hammond	20-16	7-4	13-12 (5-6)	—	—	—	0-2 (0-2)	11-10 (5-4)	2-0
Sophie Ljucovic	30-10	10-5	20-5 (6-4)	—	—	1-0	2-0	2-1 (0-1)	15-4 (6-3)
Tracy Pulliam	10-3	7-2	3-1 (0-1)	—	—	—	—	1-0	2-1 (0-1)
Abella/Ljucovic	13-9	5-3	8-6 (1-4)	—	2-2	6-4 (1-4)	—	<b>Doubles Records (Dual, SEC)</b>	
Coburn/Hammond	1-0	—	1-0	—	—	1-0	—	Abella: 13-9 (8-6, 1-4)	
Crook/Davies	31-9	19-4	12-5 (2-4)	12-5 (2-4)	—	—	—	Coburn: 1-0 (1-0, 0-0)	
Crook/Hammond	1-0	—	1-0	—	—	1-0	—	Crook: 32-9 (13-5, 2-4)	
Greene/Hammond	3-1	2-1	1-0	—	1-0	—	—	Davies: 31-9 (12-5, 2-4)	
Greene/Pulliam	10-7	1-2	9-5 (2-2)	—	8-2 (2-1)	1-3 (0-1)	—	Greene: 13-8 (10-5, 2-2)	
								Hammond: 5-1 (3-0, 0-0)	
								Ljucovic: 13-9 (8-6, 1-4)	
								Pulliam: 10-7 (9-5, 2-2)	

## 1994-95

PLAYER/PAIR	OVERALL	TOURN	DUAL (SEC)	#1 (SEC)	#2 (SEC)	#3 (SEC)	#4 (SEC)	#5 (SEC)	#6 (SEC)
Muriel Abella	24-12	4-3	20-9 (8-3)	—	—	1-0	1-1	3-4	15-4 (8-3)
Karolina Bulat	20-13	4-5	16-8 (8-3)	—	—	16-7 (8-3)	0-1	—	—
Victoria Davies	18-19	2-6	16-13 (7-4)	0-2 (0-1)	15-10 (7-3)	0-1	1-0	—	—
Heather Greene	25-13	4-6	21-7 (8-3)	18-7 (7-3)	3-0 (1-0)	—	—	—	—
Tracy Kotseos	30-11	8-4	22-7 (7-4)	1-0	0-1	4-0	17-6 (7-4)	—	—
Sophie Ljucovic	14-3	8-3	6-0	—	—	—	1-0	1-0	4-0
Tracy Pulliam	2-4	2-4	—	—	—	—	—	—	—
Tobi Rakic	20-16	4-5	16-11 (3-8)	—	—	—	1-0	11-10 (3-8)	4-1
Abella/Pulliam	4-0	—	4-0	—	—	4-0	—	<b>Doubles Records (Dual, SEC)</b>	
Abella/Rakic	2-1	2-1	—	—	—	—	—	Abella: 6-1 (4-0, 0-0)	
Bulat/Davies	4-3	4-3	—	—	—	—	—	Bulat: 14-7 (7-3, 3-2)	
Bulat/Greene	10-4	3-1	7-3 (3-2)	—	7-3 (3-2)	—	—	Davies: 14-9 (6-4, 1-2)	
Davies/Rakic	10-6	2-1	8-5 (1-2)	8-5 (1-2)	—	—	—	Greene: 14-6 (7-3, 3-2)	
Greene/Kotseos	4-2	4-2	—	—	—	—	—	Kotseos: 14-6 (10-4, 2-2)	
Kotseos/Ljucovic	10-4	—	10-4 (2-2)	—	6-0	4-4 (2-2)	—	Ljucovic: 15-6 (10-4, 2-2)	
Ljucovic/Rakic	5-1	5-1	—	—	—	—	—	Pulliam: 4-0 (4-0, 0-0)	
								Rakic: 17-8 (8-5, 1-2)	



# SEASON STATISTICS



## 1995-96


PLAYER/PAIR	OVERALL	TOURN	DUAL (SEC)	#1 (SEC)	#2 (SEC)	#3 (SEC)	#4 (SEC)	#5 (SEC)	#6 (SEC)
Muriel Abella	17-11	8-5	9-6 (4-2)	—	—	—	—	2-0	7-6 (4-2)
Karolina Bulat	16-14	3-2	13-12 (7-4)	1-0	—	10-11 (7-4)	2-1	—	—
Heather Greene	15-21	3-6	12-15 (6-5)	11-14 (6-5)	0-1	1-0	—	—	—
Tracy Kotseos	11-24	3-6	8-18 (3-8)	—	—	1-0	6-15 (3-8)	1-3	—
Sophie Ljucovic	19-8	7-6	12-2 (5-0)	—	—	—	—	2-0	10-2 (5-0)
Tracy Pulliam	8-6	7-6	1-0	—	—	—	—	—	1-0
Tobi Rakic	20-18	4-7	16-11 (7-4)	—	—	1-3	3-0	11-8 (7-4)	1-0
Celine Regnier	18-12	2-1	16-11 (7-4)	1-0	15-11 (7-4)	—	—	—	—
Abella/Pulliam	5-3	5-3	—	—	—	—	<b>Doubles Records (Dual, SEC)</b>		
Abella/Rakic	1-1	0-1	1-0 (1-0)	—	1-0 (1-0)	—	Abella: 6-4 (1-0, 1-0)		
Bulat/Greene	13-4	0-1	13-4 (5-2)	6-2 (5-1)	7-1 (0-1)	—	Bulat: 16-6 (14-4, 5-2)		
Bulat/Kotseos	3-2	3-2	—	—	—	—	Greene: 15-5 (13-5, 5-2)		
Greene/Pulliam	0-1	—	0-1	—	0-1	—	Kotseos: 14-9 (10-6, 3-3)		
Greene/Regnier	2-0	2-0	—	—	—	—	Ljucovic: 15-9 (11-6, 3-3)		
Kotseos/Ljucovic	11-7	1-1	10-6 (3-3)	—	—	10-6 (3-3)	Pulliam: 5-4 (0-1, 0-0)		
Ljucovic/Rakic	3-2	3-2	—	—	—	—	Rakic: 12-13 (9-10, 4-2)		
Ljucovic/Regnier	1-0	—	1-0	—	1-0	—	Regnier: 11-10 (9-10, 3-2)		
Rakic/Regnier	8-10	—	8-10 (3-2)	5-7 (0-1)	3-3 (3-1)	—	—		

## 1996-97

PLAYER/PAIR	OVERALL	TOURN	DUAL (SEC)	#1 (SEC)	#2 (SEC)	#3 (SEC)	#4 (SEC)	#5 (SEC)	#6 (SEC)
Muriel Abella	14-12	9-7	5-5 (2-4)	—	—	—	1-0	1-2 (1-2)	3-3 (1-2)
Karolina Bulat	20-14	5-5	15-9 (6-5)	—	5-2 (2-2)	10-7 (4-3)	—	—	—
Tracy Kotseos	15-16	5-5	10-11 (3-5)	—	—	1-0	1-3 (1-2)	5-8 (1-3)	3-0 (1-0)
Imre Kwast	6-4	6-4	—	—	—	—	—	—	—
Sophie Ljucovic	27-11	10-6	17-5 (7-3)	—	—	—	—	5-3 (3-1)	12-2 (4-2)
Tobi Rakic	28-12	10-6	18-6 (7-3)	—	1-0	2-1 (1-1)	15-5 (6-2)	—	—
Celine Regnier	17-24	9-7	8-17 (2-9)	8-14 (2-7)	0-3 (0-2)	—	—	—	—
Valentine Vernaz	5-18	0-3	5-15 (2-7)	0-3 (0-2)	3-10 (1-4)	2-2 (1-1)	—	—	—
Abella/Kotseos	3-0	—	3-0 (3-0)	—	—	3-0 (3-0)	<b>Doubles Records (Dual, SEC)</b>		
Abella/Kwast	2-1	2-0	0-1	—	0-1	—	Abella: 5-1 (3-1, 3-0)		
Bulat/Rakic	13-7	3-2	10-5 (5-3)	7-5 (4-3)	3-0 (1-0)	—	Bulat: 17-9 (14-5, 6-3)		
Bulat/Regnier	0-2	0-2	—	—	—	—	Kotseos: 16-7 (12-5, 5-3)		
Bulat/Kotseos	4-0	—	4-0 (1-0)	—	—	4-0 (1-0)	Kwast: 10-7 (5-6, 2-4)		
Kotseos/Ljucovic	9-7	4-2	5-5 (1-3)	—	—	5-5 (1-3)	Ljucovic: 15-11 (9-8, 2-4)		
Kwast/Ljucovic	3-0	2-0	1-0	—	1-0	—	Rakic: 20-10 (14-5, 6-3)		
Kwast/Rakic	1-1	1-1	—	—	—	—	Regnier: 9-14 (6-10, 2-7)		
Kwast/Regnier	4-5	—	4-5 (2-4)	—	4-5 (2-4)	—	Vernaz: 2-7 (1-6, 0-4)		
Ljucovic/Rakic	3-1	0-1	3-0 (1-0)	—	3-0 (1-0)	—	—		
Ljucovic/Regnier	0-1	—	0-1	0-1	—	—	—		
Ljucovic/Vernaz	0-2	—	0-2 (0-1)	—	—	0-2 (0-1)	—		
Regnier/Rakic	3-1	2-1	1-0	1-0	—	—	—		
Regnier/Vernaz	2-5	1-1	1-4 (0-3)	1-3 (0-2)	0-1 (0-1)	—	—		

## 1997-98

PLAYER/PAIR	OVERALL	TOURN	DUAL (SEC)	#1 (SEC)	#2 (SEC)	#3 (SEC)	#4 (SEC)	#5 (SEC)	#6 (SEC)
Karolina Bulat	19-11	6-3	13-8 (8-3)	—	12-8 (8-3)	—	1-0	—	—
Amanda Carvalho	17-14	10-5	7-9 (4-4)	—	1-0	—	—	—	6-9 (4-4)
Leigh Eichelberger	20-19	10-5	10-14 (4-7)	1-0	2-0	7-14 (4-7)	—	—	—
Tracy Kotseos	15-11	9-8	6-3 (1-2)	—	—	—	—	2-0	4-3 (1-2)
Imre Kwast	5-1	3-1	2-0	—	—	—	—	—	2-0
Tobi Rakic	18-17	5-6	13-11 (4-7)	—	—	2-0	4-6 (3-4)	7-5 (1-3)	—
Celine Regnier	22-18	12-5	10-13 (5-6)	10-13 (5-6)	—	—	—	—	—
Valentine Vernaz	19-16	5-6	14-10 (6-5)	—	—	1-0	6-7 (1-3)	7-3 (5-2)	—
Bulat/Rakic	9-12	4-5	5-7 (3-4)	3-7 (3-4)	2-0	—	<b>Doubles Records (Dual, SEC)</b>		
Bulat/Vernaz	0-1	—	0-1 (0-1)	—	—	0-1 (0-1)	Bulat: 9-13 (5-8, 3-5)		
Carvalho/Eichelberger	0-1	0-1	—	—	—	—	Carvalho: 14-18 (3-11, 3-5)		
Carvalho/Kotseos	7-0	7-0	—	—	—	—	Eichelberger: 20-9 (13-3, 6-2)		
Carvalho/Kwast	0-1	—	0-1	—	0-1	—	Kotseos: 7-3 (0-1, 0-0)		
Carvalho/Rakic	0-1	—	0-1 (0-1)	0-1 (0-1)	—	—	Kwast: 1-3 (1-1, 0-0)		
Carvalho/Regnier	0-2	0-2	—	—	—	—	Rakic: 9-17 (5-9, 3-5)		
Carvalho/Vernaz	7-13	4-4	3-9 (3-4)	—	1-1 (1-0)	2-8 (2-4)	Regnier: 19-8 (13-3, 6-2)		
Eichelberger/Regnier	19-6	6-3	13-3 (6-2)	6-0 (1-0)	7-3 (5-2)	—	Vernaz: 9-17 (4-10, 3-5)		
Eichelberger/Vernaz	1-2	1-2	—	—	—	—	—		
Kotseos/Rakic	0-2	0-1	0-1	—	—	0-1	—		
Kotseos/Vernaz	0-1	0-1	—	—	—	—	—		
Kwast/Rakic	0-2	0-2	—	—	—	—	—		
Kwast/Vernaz	1-0	—	1-0	—	—	1-0	—		



Karolina Bulat




Sophie Ljucovic



# SEASON STATISTICS



**Katarina Markovski**



**Tamara Sutton**

## 1998-99

PLAYER/PAIR	OVERALL	TOURN	DUAL (SEC)	#1 (SEC)	#2 (SEC)	#3 (SEC)	#4 (SEC)	#5 (SEC)	#6 (SEC)
Amanda Carvalho	7-9	6-8	1-1	—	—	—	—	—	1-1
Leigh Eichelberger	21-12	5-4	16-8 (6-5)	—	—	—	16-7 (6-5)	0-1	—
Katarina Markovski	16-10	—	16-10 (6-5)	13-10 (5-5)	3-0 (1-0)	—	—	—	—
Jennifer Radman	23-13	7-3	16-10 (6-5)	—	—	16-10 (6-5)	—	—	—
Celine Regnier	20-15	4-5	16-10 (6-5)	3-0 (1-0)	13-10 (5-5)	—	—	—	—
Tamara Sutton	26-12	9-3	17-9 (6-5)	—	—	—	1-1	8-4 (3-3)	8-4 (3-2)
Lynn-Yin Tan	28-9	10-3	18-6 (7-4)	—	—	—	—	7-5 (2-3)	11-1 (5-1)
Valentine Vernaz	10-5	9-5	1-0	—	—	—	—	1-0	—
<b>Carvalho/Radman</b>	<b>20-7</b>	<b>10-2</b>	<b>10-5 (3-3)</b>	<b>1-0</b>	<b>9-5 (3-3)</b>	<b>—</b>	<b>Doubles Records (Dual, SEC)</b>		
Eichelberger/Regnier	5-6	5-6	—	—	—	—	Carvalho: 20-7 (10-5, 3-3)		
Eichelberger/Tan	13-4	—	13-4 (5-3)	—	2-1 (0-1)	11-3 (5-2)	Eichelberger: 19-10 (14-4, 5-3)		
Eichelberger/Vernaz	1-0	—	1-0	—	—	1-0	Markovski: 13-4 (13-4, 4-3)		
Markovski/Regnier	13-4	—	13-4 (4-3)	13-4 (4-3)	—	—	Radman: 25-8 (11-7, 4-3)		
Radman/Sutton	2-0	—	2-0 (1-0)	—	—	2-0 (1-0)	Regnier: 18-11 (13-5, 4-3)		
Radman/Vernaz	3-1	2-0	1-1	—	—	1-1	Sutton: 10-4 (2-0, 1-0)		
Regnier/Vernaz	0-1	—	0-1	—	0-1	—	Tan: 22-8 (14-4, 5-3)		
Sutton/Tan	8-4	8-4	—	—	—	—	Vernaz: 5-2 (3-2, 0-0)		
Tan/Vernaz	1-0	—	1-0	—	—	1-0	—		

## 1999-00

PLAYER/PAIR	OVERALL	TOURN	DUAL (SEC)	#1 (SEC)	#2 (SEC)	#3 (SEC)	#4 (SEC)	#5 (SEC)	#6 (SEC)
Kathy Boyanovich	16-12	—	16-12 (5-6)	—	—	3-0	6-7 (2-5)	3-1 (1-1)	4-4 (2-0)
Catherine Brown	10-4	6-4	4-0	—	—	—	—	—	4-0
Leigh Eichelberger	16-22	6-7	10-15 (4-7)	—	0-1	9-14 (4-7)	—	1-0	—
Katarina Markovski	22-15	6-4	16-11 (6-5)	14-11 (6-5)	2-0	—	—	—	—
Jennifer Radman	21-15	6-2	15-13 (3-8)	3-0	12-13 (3-8)	—	—	—	—
Tamara Sutton	25-18	11-4	14-14 (7-4)	—	—	1-1	5-8 (3-1)	8-5 (4-3)	—
Lynn-Yin Tan	26-16	9-6	17-10 (6-5)	—	—	—	2-0	6-4 (1-1)	9-6 (5-4)
<b>Boyanovich/Brown</b>	<b>3-4</b>	<b>—</b>	<b>3-4 (0-3)</b>	<b>—</b>	<b>—</b>	<b>3-4 (0-3)</b>	<b>Doubles Records (Dual, SEC)</b>		
Boyanovich/Radman	2-0	—	2-0 (2-0)	—	2-0 (2-0)	—	Boyanovich: 12-6 (12-6, 3-3)		
Boyanovich/Sutton	7-2	—	7-2 (1-0)	—	—	7-2 (1-0)	Brown: 12-10 (7-7, 2-5)		
Brown/Markovski	2-2	—	2-2 (1-1)	—	—	2-2 (1-1)	Eichelberger: 23-9 (11-7, 5-2)		
Brown/Sutton	6-4	5-3	1-1 (1-1)	—	—	1-1 (1-1)	Markovski: 20-13 (12-9, 2-6)		
Brown/Tan	1-0	—	1-0	—	1-0	—	Radman: 20-10 (12-8, 3-5)		
Eichelberger/Tan	23-9	12-2	11-7 (5-2)	1-2 (1-1)	10-5 (4-1)	—	Sutton: 14-8 (8-4, 2-1)		
Markovski/Radman	18-10	8-2	10-8 (1-5)	10-8 (1-5)	—	—	Tan: 25-10 (12-7, 5-2)		
Markovski/Sutton	0-1	—	0-1	—	—	0-1	—		
Sutton/Tan	1-1	1-1	—	—	—	—	—		

## 2000-01

PLAYER/PAIR	OVERALL	TOURN	DUAL (SEC)	#1 (SEC)	#2 (SEC)	#3 (SEC)	#4 (SEC)	#5 (SEC)	#6 (SEC)
Kathy Boyanovich	23-12	9-3	14-9 (7-4)	—	3-0	11-9 (7-4)	—	—	—
Catherine Brown	8-6	5-5	3-1	—	—	—	—	—	3-1
Leigh Eichelberger	16-9	2-1	14-8 (6-4)	—	—	—	—	4-1 (0-1)	10-7 (6-3)
Katarina Markovski	10-16	4-2	6-14 (4-6)	1-7 (0-2)	5-7 (4-4)	—	—	—	—
Jennifer Radman	20-17	9-4	11-13 (4-7)	9-8 (4-5)	2-5 (0-2)	—	—	—	—
Tamara Sutton	22-12	9-4	13-8 (5-5)	—	—	—	3-1	9-7 (4-5)	1-0 (1-0)
Lynn-Yin Tan	24-13	10-5	14-8 (8-3)	—	—	3-0	11-8 (8-3)	—	—
<b>Boyanovich/Radman</b>	<b>23-11</b>	<b>5-5</b>	<b>18-6 (7-4)</b>	<b>15-6 (7-4)</b>	<b>3-0</b>	<b>—</b>	<b>Doubles Records (Dual, SEC)</b>		
Boyanovich/Tan	1-1	1-1	—	—	—	—	Boyanovich: 24-12 (18-6, 7-4)		
Brown/Markovski	13-7	—	13-7 (7-4)	—	—	13-7 (7-4)	Brown: 24-10 (16-7, 7-4)		
Brown/Sutton	11-3	8-3	3-0	—	3-0	—	Eichelberger: 24-5 (19-4, 8-3)		
Eichelberger/Tan	24-5	5-1	19-4 (8-3)	3-0	16-4 (8-3)	—	Markovski: 16-8 (13-7, 7-4)		
Markovski/Radman	1-1	1-1	—	—	—	—	Radman: 24-12 (18-6, 7-4)		
Markovski/Tan	2-0	2-0	—	—	—	—	Sutton: 11-3 (3-0, 0-0)		
							Tan: 27-6 (19-4, 8-3)		

# SEASON STATISTICS



## 2001-02

PLAYER/PAIR	OVERALL	TOURN	DUAL (SEC)	#1 (SEC)	#2 (SEC)	#3 (SEC)	#4 (SEC)	#5 (SEC)	#6 (SEC)
Kathy Boyanovich	17-7	2-1	15-6 (8-3)	—	2-0 (2-0)	11-6 (6-3)	—	—	—
Catherine Brown	9-5	9-5	—	—	—	—	—	—	—
Audrey George	6-5	6-5	—	—	—	—	—	—	—
Jodi Kenoyer	25-11	11-4	14-7 (7-3)	—	—	1-1	4-1 (1-1)	8-4 (6-2)	1-1
Katarina Markovski	17-18	9-2	8-16 (4-7)	8-15 (4-7)	0-1	—	—	—	—
Jennifer Radman	21-14	7-8	14-6 (6-3)	1-1	13-5 (6-3)	—	—	—	—
Tamara Sutton	21-8	9-2	12-6 (5-4)	—	—	—	1-0	5-2 (1-1)	6-4 (4-3)
Ayako Suzuki	4-1	—	4-1 (2-0)	—	—	—	—	—	4-1 (2-0)
Lynn-Yin Tan	25-15	10-6	15-9 (5-6)	—	—	3-0 (2-0)	10-8 (3-6)	1-1	1-0
Magda Wojdylo	13-6	11-5	2-1 (0-1)	—	—	—	—	—	2-1 (0-1)
Boyanovich/Radman	21-11	5-4	16-7 (6-4)	16-7 (6-4)	—	—	—	<b>Doubles Records (Dual, SEC)</b>	
Boyanovich/Wojdylo	0-1	—	0-1	—	—	0-1	—	Boyanovich: 21-12 (16-8, 6-4)	
Brown/George	6-3	6-3	—	—	—	—	—	Brown: 11-5 (3-1, 0-0)	
Brown/Markovski	3-1	—	3-1	—	—	3-1	—	George: 9-3 (0-0, 0-0)	
Brown/Wojdylo	2-1	2-1	—	—	—	—	—	Kenoyer: 28-9 (16-6, 6-4)	
George/Sutton	3-0	3-0	—	—	—	—	—	Markovski: 18-9 (14-6, 4-5)	
Kenoyer/Tan	27-8	11-2	16-6 (6-4)	1-0	15-6 (6-4)	—	—	Radman: 24-11 (16-7, 6-4)	
Kenoyer/Wojdylo	1-1	1-1	—	—	—	—	—	Sutton: 6-0 (0-0, 0-0)	
Markovski/Suzuki	11-5	—	11-5 (4-5)	—	1-0	10-5 (4-5)	—	Suzuki: 11-5 (11-5, 4-5)	
Markovski/Wojdylo	4-3	4-3	—	—	—	—	—	Tan: 27-8 (16-6, 6-4)	
Radman/Sutton	3-0	3-0	—	—	—	—	—	Wojdylo: 7-6 (0-1, 0-0)	



Jodi Kenoyer

## 2002-03

PLAYER/PAIR	OVERALL	TOURN	DUAL (SEC)	#1 (SEC)	#2 (SEC)	#3 (SEC)	#4 (SEC)	#5 (SEC)	#6 (SEC)
Kathy Boyanovich	10-18	1-3	9-15 (4-7)	9-14 (4-7)	0-1	—	—	—	—
Catherine Brown	16-19	7-5	9-14 (2-8)	—	—	—	2-0	7-14 (2-8)	—
Audrey George	3-6	3-5	0-1	—	—	—	—	—	0-1
Jodi Kenoyer	19-14	5-4	14-10 (5-6)	0-1	14-9 (5-6)	—	—	—	—
Ayako Suzuki	7-5	—	—	—	—	—	—	—	—
Justine Walsh	12-11	—	12-11 (6-4)	—	—	—	—	1-0	11-11 (6-4)
Danielle Wiggins	21-13	7-4	14-9 (6-5)	—	—	14-9 (6-5)	—	—	—
Magda Wojdylo	17-16	6-5	11-11 (5-6)	—	—	—	10-11 (5-6)	1-0	—
Boyanovich/Kenoyer	5-9	3-5	2-4 (0-3)	2-4 (0-3)	—	—	—	<b>Doubles Records (Dual, SEC)</b>	
Boyanovich/Wojdylo	11-7	—	11-7 (4-4)	11-7 (4-4)	—	—	—	Boyanovich: 16-16 (13-11, 4-7)	
Brown/George	0-8	—	0-8 (0-5)	—	—	0-8 (0-5)	—	Brown: 14-22 (8-17, 1-10)	
Brown/Kenoyer	5-1	—	5-1 (1-0)	—	5-1 (1-0)	—	—	George: 5-10 (0-8, 0-5)	
Brown/Walsh	3-8	—	3-8 (0-5)	—	—	3-8 (0-5)	—	Kenoyer: 24-15 (16-8, 6-5)	
Brown/Wojdylo	6-5	6-5	—	—	—	—	—	Suzuki: 10-2 (0-0, 0-0)	
George/Kenoyer	5-2	5-2	—	—	—	—	—	Walsh: 5-12 (5-12, 0-6)	
Kenoyer/Wiggins	9-3	—	9-3 (5-2)	—	9-3 (5-2)	—	—	Wiggins: 23-12 (13-10, 6-5)	
Suzuki/Wiggins	10-2	10-2	—	—	—	—	—	Wojdylo: 19-15 (13-10, 5-6)	
Walsh/Wiggins	2-4	—	2-4 (0-1)	—	—	2-4 (0-1)	—	—	
Wiggins/Wojdylo	2-3	—	2-3 (1-2)	—	2-3 (1-2)	—	—	—	



Magda Wojdylo

## 2003-04

PLAYER/PAIR	OVERALL	TOURN	DUAL (SEC)	#1 (SEC)	#2 (SEC)	#3 (SEC)	#4 (SEC)	#5 (SEC)	#6 (SEC)
Grace Blakely	8-4	8-4	—	—	—	—	—	—	—
Laura Ganzer	17-15	4-6	13-9 (5-6)	0-1 (0-1)	1-1 (0-1)	12-7 (5-4)	—	—	—
Audrey George	5-6	5-6	—	—	—	—	—	—	—
Miranda Gutierrez	18-8	8-3	10-5 (3-1)	—	—	2-0 (1-0)	8-5 (2-1)	—	—
Fallon Koon	23-10	9-3	14-7 (6-5)	—	—	—	—	13-7 (6-5)	1-0
Christyn Lucas	21-12	7-4	14-8 (7-4)	—	12-8 (6-4)	2-0 (1-0)	—	—	—
Ayako Suzuki	7-3	7-3	—	—	—	—	—	—	—
Justine Walsh	20-10	6-3	14-7 (6-5)	—	—	—	—	—	14-7 (6-5)
Danielle Wiggins	21-12	6-4	15-8 (8-2)	15-8 (8-2)	—	—	—	—	—
Magda Wojdylo	16-11	8-3	8-8 (3-5)	—	—	—	5-5 (3-5)	1-2	2-0
Blakely/Koon	9-4	9-4	—	—	—	—	—	<b>Doubles Records (Dual, SEC)</b>	
Ganzer/Lucas	3-5	—	3-5 (1-2)	3-5 (1-2)	—	—	—	Blakely: 9-4 (0-0, 0-0)	
Ganzer/Wiggins	9-12	3-5	6-7 (2-6)	6-7 (2-6)	—	—	—	Ganzer: 12-17 (9-12, 3-8)	
George/Suzuki	1-2	1-2	—	—	—	—	—	George: 3-5 (0-0, 0-0)	
George/Walsh	2-3	2-3	—	—	—	—	—	Gutierrez: 18-4 (10-4, 4-0)	
Gutierrez/Koon	1-0	—	1-0	—	—	1-0	—	Koon: 16-11 (7-7, 3-5)	
Gutierrez/Lucas	1-0	—	1-0	—	1-0	—	—	Lucas: 18-16 (11-13, 4-7)	
Gutierrez/Suzuki	16-4	7-0	9-4 (4-0)	—	—	9-4 (4-0)	—	Suzuki: 23-10 (15-8, 8-3)	
Koon/Lucas	5-6	—	5-6 (3-4)	—	5-6 (3-4)	—	—	Walsh: 2-3 (0-0, 0-0)	
Koon/Suzuki	1-0	—	1-0	—	—	1-0	—	Wiggins: 16-13 (13-8, 4-6)	
Koon/Wojdylo	0-1	—	0-1 (0-1)	—	0-1 (0-1)	—	—	Wojdylo: 21-11 (14-8, 6-5)	
Lucas/Wojdylo	9-5	7-3	2-2 (0-1)	—	2-2 (0-1)	—	—	—	
Suzuki/Wojdylo	5-4	—	5-4 (4-3)	—	—	5-4 (4-3)	—	—	
Wiggins/Wojdylo	7-1	—	7-1 (2-0)	1-0	6-1 (2-0)	—	—	—	



# SEASON STATISTICS



**Miranda Gutierrez**



**Laura Ganzer**

## 2004-05

PLAYER/PAIR	OVERALL	TOURN	DUAL (SEC)	#1 (SEC)	#2 (SEC)	#3 (SEC)	#4 (SEC)	#5 (SEC)	#6 (SEC)
Grace Blakely	11-6	8-6	3-0	—	—	—	—	2-0	1-0
Laura Ganzer	18-9	9-4	9-5 (2-2)	—	4-1	5-4 (2-2)	—	—	—
Audrey George	6-0	4-0	2-0	—	—	—	—	—	2-0
Miranda Gutierrez	21-15	8-7	13-8 (7-4)	—	1-0	7-4 (4-2)	5-4 (3-2)	—	—
Fallon Koon	15-12	10-6	5-6 (2-4)	—	—	—	—	4-4 (1-3)	1-2 (1-1)
Christyn Lucas	22-13	8-7	14-6 (7-3)	4-2	10-4 (7-3)	—	—	—	—
Megan McGavock	19-8	11-6	8-2 (4-1)	—	—	2-0	—	—	6-2 (4-1)
Justine Walsh	16-9	9-8	7-1 (1-1)	—	—	—	2-0	—	5-1 (1-1)
Danielle Wiggins	4-11	—	4-11 (3-7)	4-11 (3-7)	—	—	—	—	—
Magda Wojdylo	23-11	9-6	14-5 (7-3)	—	1-0	—	7-3 (3-2)	6-2 (4-1)	—
Blakely/Ganzer	0-2	—	0-2	—	—	0-2	—	—	—
Blakely/George	3-1	3-1	—	—	—	—	—	—	—
Blakely/McGavock	1-0	—	1-0	—	1-0	—	—	—	—
Blakely/Walsh	5-6	5-6	—	—	—	—	—	—	—
Ganzer/Koon	3-3	—	3-3 (1-1)	—	—	3-3 (1-1)	—	—	—
Ganzer/McGavock	9-3	9-3	—	—	—	—	—	—	—
Ganzer/Wiggins	3-4	—	3-4 (0-3)	0-3 (0-3)	3-1	—	—	—	—
George/Walsh	2-0	—	2-0	—	—	2-0	—	—	—
Gutierrez/Koon	10-10	7-6	3-4 (1-1)	0-2	—	3-2 (1-1)	—	—	—
Gutierrez/Lucas	2-2	—	2-2 (2-1)	—	2-2 (2-1)	—	—	—	—
Gutierrez/McGavock	1-2	—	1-2 (0-1)	—	—	1-2 (0-1)	—	—	—
Gutierrez/Walsh	0-1	—	0-1 (0-1)	—	—	0-1 (0-1)	—	—	—
Gutierrez/Wiggins	1-4	—	1-4 (0-3)	1-4 (0-3)	—	—	—	—	—
Koon/Lucas	2-1	—	2-1 (1-1)	1-0	1-1 (1-1)	—	—	—	—
Koon/McGavock	0-2	—	0-2 (0-2)	—	—	0-2 (0-2)	—	—	—
Koon/Wiggins	2-0	—	2-0 (2-0)	1-0 (1-0)	1-0 (1-0)	—	—	—	—
Lucas/Wojdylo	12-13	5-7	7-6 (1-3)	4-3 (0-1)	3-3 (1-2)	—	—	—	—
McGavock/Walsh	0-2	0-2	—	—	—	—	—	—	—
McGavock/Wojdylo	3-2	—	3-2 (2-2)	0-1 (0-1)	1-0	2-1 (2-1)	—	—	—
Wiggins/Wojdylo	1-2	—	1-2 (1-1)	1-2 (1-1)	—	—	—	—	—

### Doubles Records (Dual, SEC)

Blakely: 9-9 (1-2, 0-0)
Ganzer: 15-12 (6-9, 1-4)
George: 5-1 (2-0, 0-0)
Gutierrez: 14-19 (7-13, 3-7)
Koon: 17-16 (10-10, 5-5)
Lucas: 16-16 (11-9, 4-5)
McGavock: 14-11 (5-6, 2-5)
Walsh: 7-9 (2-1, 0-1)
Wiggins: 7-10 (7-10, 3-7)
Wojdylo: 16-17 (11-10, 4-6)

## 2005-06

PLAYER/PAIR	OVERALL	TOURN	DUAL (SEC)	#1 (SEC)	#2 (SEC)	#3 (SEC)	#4 (SEC)	#5 (SEC)	#6 (SEC)
Grace Blakely	14-7	9-4	3-2 (1-2)	—	—	—	—	2-0	1-2 (1-2)
Laura Ganzer	11-9	5-4	5-4 (1-2)	—	—	1-0	4-4 (1-2)	—	—
Miranda Gutierrez	11-8	—	11-8 (4-3)	—	—	0-1 (0-1)	2-3 (2-1)	4-1 (1-1)	5-3 (1-0)
Christyn Lucas	7-6	—	7-6 (6-4)	—	—	4-4 (3-2)	1-1 (1-1)	0-1 (0-1)	2-0 (2-0)
Megan McGavock	21-10	5-1	16-5 (6-4)	—	—	2-0	2-1 (1-1)	12-3 (5-2)	0-1 (0-1)
Gira Schofield	25-11	10-2	14-7 (5-6)	14-7 (5-6)	—	—	—	—	—
Natasa Vuckovic	26-15	11-5	14-7 (6-5)	—	11-7 (6-5)	2-0	1-0	—	—
Justine Walsh	8-11	5-5	2-5 (1-3)	—	—	—	—	—	2-5 (1-3)
Danielle Wiggins	8-4	—	8-4 (2-2)	—	3-1	4-3 (2-2)	1-0	—	—
Blakely/Gutierrez	0-2	—	0-2 (0-1)	—	—	0-2 (0-1)	—	—	—
Blakely/Lucas	0-1	—	0-1	—	—	0-1	—	—	—
Blakely/McGavock	1-1	—	1-1 (0-1)	—	0-1 (0-1)	1-0	—	—	—
Blakely/Vuckovic	1-2	1-2	—	—	—	—	—	—	—
Blakely/Walsh	4-3	3-3	1-0	—	—	1-0	—	—	—
Ganzer/Gutierrez	2-0	—	2-0 (2-0)	—	—	2-0 (2-0)	—	—	—
Ganzer/McGavock	6-6	2-3	4-3 (1-2)	—	4-3 (1-2)	—	—	—	—
Ganzer/Schofield	1-2	1-2	—	—	—	—	—	—	—
Ganzer/Vuckovic	1-2	0-1	1-1	—	1-1	—	—	—	—
Ganzer/Wiggins	0-2	—	—	—	—	—	—	—	—
Gutierrez/Lucas	1-4	—	1-4 (1-2)	—	0-4 (0-2)	1-0 (1-0)	—	—	—
Gutierrez/McGavock	2-1	—	1-0 (1-0)	—	—	1-0 (1-0)	—	—	—
Gutierrez/Walsh	1-1	—	1-1 (0-1)	—	—	1-1 (0-1)	—	—	—
Gutierrez/Wiggins	4-2	—	4-2 (1-0)	—	2-0	2-2 (1-0)	—	—	—
Lucas/Vuckovic	4-2	—	4-2 (3-1)	—	4-2 (3-1)	—	—	—	—
Lucas/Wiggins	3-2	—	3-2 (2-1)	—	0-1 (0-1)	3-1 (2-0)	—	—	—
McGavock/Schofield	5-4	—	5-4 (1-3)	5-4 (1-3)	—	—	—	—	—
McGavock/Walsh	1-3	—	1-3 (0-2)	—	—	1-3 (0-2)	—	—	—
Schofield/Vuckovic	13-11	7-2	5-7 (3-3)	5-7 (3-3)	—	—	—	—	—

### Doubles Records (Dual, SEC)

Blakely: 6-9 (2-4, 0-2)
Ganzer: 10-12 (7-4, 3-2)
Gutierrez: 10-10 (9-9, 5-4)
Lucas: 8-9 (8-9, 6-4)
McGavock: 15-15 (12-11, 3-8)
Schofield: 19-17 (10-11, 4-6)
Vuckovic: 19-17 (10-10, 6-4)
Walsh: 6-7 (3-4, 0-3)
Wiggins: 7-6 (7-4, 3-1)

# SEASON STATISTICS



## 2006-07

PLAYER/PAIR	OVERALL	TOURN	DUAL (SEC)	#1 (SEC)	#2 (SEC)	#3 (SEC)	#4 (SEC)	#5 (SEC)	#6 (SEC)
Grace Blakely	4-3	4-3	—	—	—	—	—	—	—
Laura Ganzer	20-11	9-4	11-7 (5-1)	—	—	3-1 (0-0)	1-3 (0-0)	1-2 (0-0)	6-1 (5-1)
Miranda Gutierrez	21-7	12-4	9-3 (1-2)	—	—	—	—	2-0 (0-0)	7-3 (1-2)
Christyn Lucas	18-10	6-4	12-6 (5-3)	—	—	—	3-4 (2-3)	7-2 (3-0)	2-0 (0-0)
Megan McGavock	13-13	6-5	7-8 (4-5)	—	—	—	2-2 (0-1)	3-5 (3-4)	2-1 (1-0)
Vanessa Pinto	5-1	—	5-1 (3-1)	—	4-1 (2-1)	1-0 (1-0)	—	—	—
Gira Schofield	17-16	4-7	13-9 (6-5)	13-9 (6-5)	—	—	—	—	—
Natasa Vuckovic	23-6	4-3	19-3 (9-1)	—	2-0 (0-0)	9-3 (4-1)	8-0 (5-0)	—	—
Ana Marija Zubori	31-6	13-3	18-3 (8-3)	1-0 (0-0)	13-2 (5-2)	4-1 (3-1)	—	—	—
<b>Doubles Records (Dual, SEC)</b>									
Blakely/Gutierrez	4-2	4-2	—	—	—	—	—	—	—
Ganzer/Gutierrez	9-1	2-1	7-0 (1-0)	—	—	7-0 (1-0)	—	—	—
Ganzer/McGavock	12-7	8-1	4-6 (3-3)	—	1-2 (0-1)	3-4 (3-2)	—	—	—
Ganzer/Pinto	5-1	—	5-1 (3-1)	—	1-1 (1-1)	4-0 (2-0)	—	—	—
Gutierrez/McGavock	0-1	0-1	—	—	—	—	—	—	—
Gutierrez/Schofield	0-1	—	0-1 (0-0)	—	0-1 (0-0)	—	—	—	—
Gutierrez/Vuckovic	0-1	—	0-1 (0-1)	—	—	0-1 (0-1)	—	—	—
Lucas/Vuckovic	18-5	2-1	16-4 (7-1)	1-0 (0-0)	13-4 (7-1)	2-0 (0-0)	—	—	—
Lucas/Zubori	4-2	4-2	—	—	—	—	—	—	—
McGavock/Vuckovic	0-1	—	0-1 (0-1)	—	—	0-1 (0-1)	—	—	—
Schofield/Vuckovic	2-3	2-3	—	—	—	—	—	—	—
Schofield/Zubori	17-10	6-1	11-9 (4-6)	11-9 (4-6)	—	—	—	—	—

## 2007-08


PLAYER/PAIR	OVERALL	TOURN	DUAL (SEC)	#1 (SEC)	#2 (SEC)	#3 (SEC)	#4 (SEC)	#5 (SEC)	#6 (SEC)
Miljana Jovic	20-8	14-4	6-4 (1-3)	—	—	—	1-2 (1-2)	3-1 (0-1)	2-1 (0-0)
Suzanna Mansour	14-20	10-6	4-14 (1-7)	—	—	0-1 (0-1)	3-13 (1-6)	—	1-0 (0-0)
Megan McGavock	24-12	15-2	9-10 (5-6)	—	—	—	—	5-6 (3-3)	4-4 (2-3)
Jelena Rajic	10-8	—	10-8 (3-5)	—	—	1-0 (0-0)	2-1 (0-0)	2-4 (0-3)	5-3 (3-2)
Gira Schofield	23-15	12-6	11-9 (5-5)	9-9 (5-5)	2-0 (0-0)	—	—	—	—
Natasa Vuckovic	25-10	10-4	15-6 (8-2)	—	1-0 (0-0)	14-6 (8-2)	—	—	—
Ana Marija Zubori	22-11	8-5	14-6 (7-3)	2-1 (0-0)	12-5 (7-3)	—	—	—	—
<b>Doubles Records (Dual, SEC)</b>									
Jovic/McGavock	8-5	8-5	—	—	—	—	—	—	—
Jovic/Vuckovic	7-7	3-1	4-6 (0-4)	—	4-6 (0-4)	—	—	—	—
Mansour/McGavock	12-11	3-1	9-10 (4-7)	0-1 (0-1)	4-4 (3-3)	5-5 (1-3)	—	—	—
Mansour/Schofield	0-2	—	0-2 (0-0)	0-2 (0-0)	—	—	—	—	—
Mansour/Vuckovic	5-7	5-7	—	—	—	—	—	—	—
McGavock/Rajic	0-1	—	0-1 (0-0)	—	—	0-1 (0-0)	—	—	—
McGavock/Zubori	0-1	—	0-1 (0-0)	—	0-1 (0-0)	—	—	—	—
Rajic/Vuckovic	5-6	—	5-6 (4-2)	—	0-1 (0-0)	5-5 (4-2)	—	—	—
Schofield/Zubori	20-13	10-3	10-10 (4-6)	10-10 (4-6)	—	—	—	—	—

## 2008-09

PLAYER/PAIR	OVERALL	TOURN	DUAL (SEC)	#1 (SEC)	#2 (SEC)	#3 (SEC)	#4 (SEC)	#5 (SEC)	#6 (SEC)
Miljana Jovic	16-16	4-5	12-11 (6-4)	—	—	—	3-4 (0-0)	7-6 (6-3)	2-1 (0-1)
Suzanna Mansour	9-18	4-4	5-14 (3-4)	—	—	—	0-1 (0-0)	2-5 (0-0)	3-8 (3-4)
Ashley Miller	12-16	7-6	5-10 (0-4)	—	—	—	—	0-3 (0-1)	5-7 (0-3)
Jelena Rajic	3-3	3-3	—	—	—	—	—	—	—
Gira Schofield	24-15	7-4	17-11 (5-6)	17-11 (5-6)	—	—	—	—	—
Dijana Stojic	15-6	—	15-6 (6-5)	—	1-0 (0-0)	14-6 (6-5)	—	—	—
Natasa Vuckovic	22-14	6-4	16-10 (7-4)	—	—	6-2 (0-0)	10-8 (7-4)	—	—
Ana Marija Zubori	31-7	8-3	23-4 (9-2)	—	23-4 (9-2)	—	—	—	—
<b>Doubles Records (Dual, SEC)</b>									
Jovic/Mansour	1-5	0-3	1-2 (1-0)	—	0-1 (0-0)	1-1 (1-0)	—	—	—
Jovic/Miller	1-3	—	1-3 (0-3)	—	—	1-3 (0-3)	—	—	—
Jovic/Schofield	17-4	3-1	14-3 (4-1)	—	14-3 (4-1)	—	—	—	—
Jovic/Vuckovic	1-0	—	1-0 (0-0)	—	1-0 (0-0)	—	—	—	—
Jovic/Zubori	2-1	2-1	—	—	—	—	—	—	—
Mansour/Miller	6-9	4-3	2-6 (0-1)	—	—	2-6 (0-1)	—	—	—
Mansour/Stojic	8-4	—	8-4 (4-2)	—	—	8-4 (4-2)	—	—	—
Miller/Rajic	1-2	1-2	—	—	—	—	—	—	—
Miller/Schofield	1-3	0-3	1-0 (0-0)	—	—	1-0 (0-0)	—	—	—
Schofield/Stojic	3-4	—	3-4 (1-4)	1-0 (0-0)	2-4 (1-4)	—	—	—	—
Schofield/Vuckovic	2-2	1-2	1-0 (0-0)	—	1-0 (0-0)	—	—	—	—
Stojic/Zubori	0-1	—	0-1 (0-0)	0-1 (0-0)	—	—	—	—	—
Vuckovic/Zubori	18-14	6-2	12-12 (4-7)	12-12 (4-7)	—	—	—	—	—



Gira Schofield



Natasa Vuckovic



# SEASON STATISTICS

## 2009-10



**Miljana Jovic**

PLAYER/PAIR	OVERALL	TOURN	DUAL (SEC)	#1 (SEC)	#2 (SEC)	#3 (SEC)	#4 (SEC)	#5 (SEC)	#6 (SEC)
Josefin Andersson	11-7	8-5	3-2 (0-0)	—	—	—	3-2 (0-0)	—	—
Miljana Jovic	28-8	11-3	17-5 (7-2)	—	—	—	8-3 (4-1)	7-1 (3-1)	2-1 (0-0)
Rita Maisak	7-9	5-5	2-4 (1-2)	—	—	—	—	—	2-4 (1-2)
Anya Morgina	20-12	5-4	15-8 (6-5)	—	—	15-8 (6-5)	—	—	—
Adriana Pereira	24-10	8-5	16-5 (9-2)	—	—	—	1-2 (1-1)	9-2 (5-1)	6-1 (3-0)
Madeleine Saari-Byström	13-12	5-6	8-6 (3-3)	—	—	—	2-3 (0-3)	2-2 (0-0)	4-1 (3-0)
Dijana Stojic	22-15	4-9	18-6 (8-3)	—	18-6 (8-3)	—	—	—	—
Ana Marija Zubori	25-15	12-3	13-12 (6-4)	13-12 (6-4)	—	—	—	—	—
<b>Doubles Records (Dual, SEC)</b>									
Andersson/Jovic	2-0	2-0	—	—	—	—	—	—	Andersson: 8-6 (2-2, 0-0)
Andersson/Pereira	1-1	1-1	—	—	—	—	—	—	Jovic: 15-15 (10-12, 2-9)
Andersson/Saari-Byström	2-2	—	2-2 (0-0)	—	2-2 (0-0)	—	—	—	Maisak: 7-10 (4-7, 2-5)
Andersson/Stojic	3-3	3-3	—	—	—	—	—	—	Morgina: 16-14 (12-9, 6-4)
Jovic/Maisak	3-6	—	3-6 (2-5)	—	3-6 (2-5)	—	—	—	Pereira: 15-16 (10-10, 6-5)
Jovic/Morgina	5-2	—	5-2 (0-0)	—	3-0 (0-0)	2-2 (0-0)	—	—	Saari-Byström: 13-13 (6-9, 0-5)
Jovic/Pereira	1-2	1-2	—	—	—	—	—	—	Stojic: 21-14 (13-10, 5-5)
Jovic/Saari-Byström	2-4	—	2-4 (0-4)	—	2-4 (0-4)	—	—	—	Zubori: 21-13 (13-10, 5-5)
Jovic/Stojic	2-1	2-1	—	—	—	—	—	—	
Maisak/Morgina	0-1	—	0-1 (0-0)	—	—	0-1 (0-0)	—	—	
Maisak/Pereira	4-4	3-3	1-1 (0-0)	—	—	1-1 (0-0)	—	—	
Morgina/Pereira	7-6	—	7-6 (6-4)	—	—	7-6 (6-4)	—	—	
Morgina/Saari-Byström	3-3	3-3	—	—	—	—	—	—	
Morgina/Zubori	1-2	1-2	—	—	—	—	—	—	
Pereira/Saari-Byström	2-3	—	2-3 (0-1)	—	—	2-3 (0-1)	—	—	
Saari-Byström/Zubori	4-1	4-1	—	—	—	—	—	—	
Stojic/Zubori	16-10	3-0	13-10 (5-5)	13-10 (5-5)	—	—	—	—	

# ALL-TIME PLAYERS / STATISTICS / HONORS



## MURIEL ABELLA 1994-95-96-97

- SEC Academic Honor Roll: 1995-96-97-98

Season	Singles			Doubles			Combined		
	W	L	Pct.	W	L	Pct.	W	L	Pct.
1993-94	24	10	.706	13	9	.591	37	19	.661
1994-95	24	12	.667	6	1	.857	30	13	.698
1995-96	17	11	.607	6	4	.600	23	15	.605
1996-97	14	12	.538	5	1	.833	19	13	.594
<b>Total</b>	<b>79</b>	<b>45</b>	<b>.637</b>	<b>30</b>	<b>15</b>	<b>.667</b>	<b>109</b>	<b>60</b>	<b>.645</b>

## NATHALIE ACACIO 1989-91-92-93

- SEC Academic Honor Roll: 1994

Season	Singles			Doubles			Combined		
	W	L	Pct.	W	L	Pct.	W	L	Pct.
1988-89	4	14	.222	8	7	.533	12	21	.364
1990-91	12	26	.316	1	1	.500	13	27	.325
1991-92	14	16	.467	9	5	.643	23	21	.523
1992-93	11	16	.407	7	7	.500	18	23	.439
<b>Total</b>	<b>41</b>	<b>72</b>	<b>.363</b>	<b>25</b>	<b>20</b>	<b>.556</b>	<b>66</b>	<b>92</b>	<b>.418</b>

## JOSEFIN ANDERSSON 2010

- SEC Academic Honor Roll: 2010

Season	Singles			Doubles			Combined		
	W	L	Pct.	W	L	Pct.	W	L	Pct.
2009-10	11	7	.611	8	6	.571	19	13	.594
<b>Total</b>	<b>11</b>	<b>7</b>	<b>.611</b>	<b>8</b>	<b>6</b>	<b>.571</b>	<b>19</b>	<b>13</b>	<b>.594</b>

## BECKY APTER 1978-79

No statistics/information available

## MEGAN ARMSTRONG 1980

No statistics/information available

## GRACE BARRIE 1978-79-80-81

Season	Singles			Doubles			Combined		
	W	L	Pct.	W	L	Pct.	W	L	Pct.
1978-79	22	1	.957	22	1	.957	44	2	.957
1979-80	16	1	.941	20	3	.870	38	2	.950
<b>Total</b>	<b>38</b>	<b>2</b>	<b>.950</b>	<b>42</b>	<b>4</b>	<b>.913</b>	<b>82</b>	<b>4</b>	<b>.953</b>

Incomplete statistics/information

## COLETTE BENNETT 1978-79-80-81

Season	Singles			Doubles			Combined		
	W	L	Pct.	W	L	Pct.	W	L	Pct.
1978-79	17	8	.680	13	10	.565	30	18	.625
1979-80	24	2	.923	15	6	.714	39	8	.830
<b>Total</b>	<b>41</b>	<b>10</b>	<b>.804</b>	<b>28</b>	<b>16</b>	<b>.636</b>	<b>69</b>	<b>26</b>	<b>.726</b>

Incomplete statistics/information

## LAURA BERNSTEIN 1982-83

- ITCA All-America Singles Team: 1983

Season	Singles			Doubles			Combined		
	W	L	Pct.	W	L	Pct.	W	L	Pct.
1981-82	19	7	.731	—	—	—	19	7	.731
1982-83	22	4	.846	—	—	—	22	4	.846
<b>Total</b>	<b>41</b>	<b>11</b>	<b>.788</b>	<b>42</b>	<b>5</b>	<b>.894</b>	<b>83</b>	<b>16</b>	<b>.838</b>

Incomplete statistics/information

## GRACE BLAKELY 2004-05-06-07

- ITA Scholar-Athlete: 2006
- SEC Academic Honor Roll: 2004-05-06

Season	Singles			Doubles			Combined		
	W	L	Pct.	W	L	Pct.	W	L	Pct.
2003-04	8	4	.667	9	4	.692	17	8	.680
2004-05	11	6	.647	9	9	.500	20	15	.571
2005-06	14	7	.667	6	9	.400	20	16	.556
2006-07	4	3	.571	4	2	.667	8	5	.615
<b>Total</b>	<b>37</b>	<b>20</b>	<b>.649</b>	<b>28</b>	<b>24</b>	<b>.538</b>	<b>65</b>	<b>44</b>	<b>.596</b>

## KATHY BOYANOVICH 2000-01-02-03

- All-SEC Doubles Second Team: 2001
- SEC Academic Honor Roll: 2003
- Team MVP: 2003

Season	Singles			Doubles			Combined		
	W	L	Pct.	W	L	Pct.	W	L	Pct.
1999-00	16	12	.571	12	6	.667	28	18	.609
2000-01	23	12	.657	24	12	.667	47	24	.662
2001-02	17	7	.708	21	12	.636	38	19	.667
2002-03	10	18	.357	16	16	.500	26	34	.433
<b>Total</b>	<b>66</b>	<b>49</b>	<b>.574</b>	<b>73</b>	<b>46</b>	<b>.613</b>	<b>139</b>	<b>95</b>	<b>.594</b>

## CATHERINE BROWN 2000-01-02-03

- SEC Academic Honor Roll: 2001-02-03

Season	Singles			Doubles			Combined		
	W	L	Pct.	W	L	Pct.	W	L	Pct.
1999-00	10	4	.714	12	10	.545	22	14	.611
2000-01	8	6	.571	24	10	.706	32	16	.667
2001-02	9	5	.643	11	5	.688	20	10	.667
2002-03	16	19	.457	14	22	.389	30	41	.423
<b>Total</b>	<b>43</b>	<b>34</b>	<b>.558</b>	<b>61</b>	<b>47</b>	<b>.565</b>	<b>104</b>	<b>81</b>	<b>.562</b>

## KAROLINA BULAT 1995-96-97-98

- All-SEC Doubles Second Team: 1996
- Team MVP: 1998

Season	Singles			Doubles			Combined		
	W	L	Pct.	W	L	Pct.	W	L	Pct.
1994-95	20	13	.606	14	7	.667	34	20	.630
1995-96	16	14	.533	16	6	.727	32	20	.615
1996-97	20	14	.588	17	9	.654	37	23	.617
1997-98	19	11	.633	9	13	.409	28	24	.538
<b>Total</b>	<b>75</b>	<b>52</b>	<b>.591</b>	<b>56</b>	<b>35</b>	<b>.615</b>	<b>131</b>	<b>87</b>	<b>.601</b>

## AMANDA CARVALHO 1998-99

Season	Singles			Doubles			Combined		
	W	L	Pct.	W	L	Pct.	W	L	Pct.
1997-98	17	14	.548	14	18	.438	31	32	.492
1998-99	7	9	.438	20	7	.741	27	16	.628
<b>Total</b>	<b>24</b>	<b>23</b>	<b>.511</b>	<b>34</b>	<b>25</b>	<b>.576</b>	<b>58</b>	<b>48</b>	<b>.547</b>

## NINA CASTILLEJO 1991-92

Season	Singles			Doubles			Combined		
	W	L	Pct.	W	L	Pct.	W	L	Pct.
1990-91	8	13	.381	—	—	—	8	13	.381
1991-92	4	2	.667	16	1	.941	20	3	.870
<b>Total</b>	<b>12</b>	<b>15</b>	<b>.444</b>	<b>16</b>	<b>1</b>	<b>.941</b>	<b>28</b>	<b>16</b>	<b>.636</b>

## JOHNNA CHAFIN 1981-82-83-84

No statistics/information available

## HEATHER COBURN 1992-93-94

- SEC Academic Honor Roll: 1993-94

Season	Singles			Doubles			Combined		
	W	L	Pct.	W	L	Pct.	W	L	Pct.
1991-92	18	15	.545	1	2	.333	19	17	.528
1992-93	21	9	.700	2	2	.500	23	11	.676
1993-94	—	—	—	1	0	1.000	1	0	1.000
<b>Total</b>	<b>39</b>	<b>24</b>	<b>.619</b>	<b>4</b>	<b>4</b>	<b>.500</b>	<b>43</b>	<b>28</b>	<b>.606</b>

## DIANE COMMONS 1985-86-87

Season	Singles			Doubles			Combined		
	W	L	Pct.	W	L	Pct.	W	L	Pct.
1984-85	24	7	.774	6	9	.400	30	16	.652
1985-86	10	11	.476	—	—	—	10	11	.476
1986-87	7	2	.778	—	—	—	7	2	.778
<b>Total</b>	<b>41</b>	<b>20</b>	<b>.672</b>	<b>6</b>	<b>9</b>	<b>.400</b>	<b>47</b>	<b>29</b>	<b>.618</b>

## DEBORAH COOPER 1977-78-79-80

Season	Singles			Doubles			Combined		
	W	L	Pct.	W	L	Pct.	W	L	Pct.
1978-79	4	0	1.000	—	—	—	4	0	1.000
<b>Total</b>	<b>4</b>	<b>0</b>	<b>1.000</b>	<b>—</b>	<b>—</b>	<b>—</b>	<b>4</b>	<b>0</b>	<b>1.000</b>

Incomplete statistics/information

## HELEN CROOK 1993-94

- ITA All-America Doubles Team: 1994
- ITA Southeast Region Senior Player of the Year: 1994
- All-SEC Doubles Second Team: 1994
- SEC Doubles Champion: 1994
- CoSIDA Academic All-America First Team: 1994
- SEC Academic Honor Roll: 1994-95
- Team MVP: 1993

Season	Singles			Doubles			Combined		
	W	L	Pct.	W	L	Pct.	W	L	Pct.
1992-93	21	16	.568	14	11	.560	35	27	.565
1993-94	23	17	.575	32	9	.780	55	26	.679
<b>Total</b>	<b>44</b>	<b>33</b>	<b>.571</b>	<b>46</b>	<b>20</b>	<b>.697</b>	<b>90</b>	<b>53</b>	<b>.629</b>

## CAROLINA CULIK 1987-88-89-90

- Metro Conference No. 5 Singles Champion: 1990
- Metro Conference No. 3 Doubles Champion: 1990
- Team MVP: 1990

Season	Singles			Doubles			Combined		
	W	L	Pct.	W	L	Pct.	W	L	Pct.
1986-87	28	11	.718	12	17	.414	40	28	.588
1987-88	27	14	.659	9	7	.563	36	21	.632
1988-89	18	23	.439	11	11	.500	29	34	.460
1989-90	26	10	.722	16	3	.842	42	13	.764
<b>Total</b>	<b>99</b>	<b>58</b>	<b>.631</b>	<b>48</b>	<b>38</b>	<b>.558</b>	<b>147</b>	<b>96</b>	<b>.605</b>

## VICTORIA DAVIES 1993-94-95

- ITA All-America Doubles Team: 1994
- All-SEC Doubles Second Team: 1994
- SEC Doubles Champion: 1994
- SEC Academic Honor Roll: 1994-95

Season	Singles			Doubles			Combined		
	W	L	Pct.	W	L	Pct.	W	L	Pct.
1992-93	14	20	.412	13	10	.565	27	30	.474
1993-94	24	13	.649	31					



# ALL-TIME PLAYERS / STATISTICS / HONORS

## BECKY DONECKER 1980

No statistics/information available

## MICHELLE DUDA 1989-90-91-92

- Metro Conference Player of the Year: 1991
- ITA Southeast Region Tournament Singles Champion: 1988
- Metro Conference No. 2 Singles Champion: 1990
- SEC Academic Honor Roll: 1992
- Team MVP: 1991-92

Season	Singles			Doubles			Combined		
	W	L	Pct.	W	L	Pct.	W	L	Pct.
1988-89	18	19	.486	12	8	.600	30	27	.526
1989-90	24	11	.686	23	8	.742	47	19	.712
1990-91	19	15	.559	19	10	.655	38	25	.603
1991-92	23	11	.676	18	3	.857	41	14	.745
<b>Total</b>	<b>84</b>	<b>56</b>	<b>.600</b>	<b>72</b>	<b>29</b>	<b>.713</b>	<b>156</b>	<b>85</b>	<b>.647</b>

## LEIGH EICHELBERGER 1998-99-00-01

- SEC Academic Honor Roll: 1999-00-01

Season	Singles			Doubles			Combined		
	W	L	Pct.	W	L	Pct.	W	L	Pct.
1997-98	20	19	.513	20	9	.690	40	28	.588
1998-99	21	12	.636	19	10	.655	40	22	.645
1999-00	16	22	.421	23	9	.719	39	31	.557
2000-01	16	9	.640	24	5	.828	40	14	.741
<b>Total</b>	<b>73</b>	<b>62</b>	<b>.541</b>	<b>86</b>	<b>33</b>	<b>.723</b>	<b>159</b>	<b>95</b>	<b>.626</b>

## WENDY FRAZER 1990

Season	Singles			Doubles			Combined		
	W	L	Pct.	W	L	Pct.	W	L	Pct.
1989-90	5	6	.455	7	3	.700	12	9	.571
<b>Total</b>	<b>5</b>	<b>6</b>	<b>.455</b>	<b>7</b>	<b>3</b>	<b>.700</b>	<b>12</b>	<b>9</b>	<b>.571</b>

## CAROL FULLERTON 1978-79-80-81

Season	Singles			Doubles			Combined		
	W	L	Pct.	W	L	Pct.	W	L	Pct.
1978-79	21	1	.955	13	10	.565	34	11	.756
1979-80	22	5	.815	15	6	.714	37	11	.771
<b>Total</b>	<b>43</b>	<b>6</b>	<b>.878</b>	<b>28</b>	<b>16</b>	<b>.636</b>	<b>71</b>	<b>22</b>	<b>.763</b>

Incomplete statistics/information

## LAURA GANZER 2004-05-06-07

- ITA Scholar-Athlete: 2006-07
- SEC Academic Honor Roll: 2004-05-06-07

Season	Singles			Doubles			Combined		
	W	L	Pct.	W	L	Pct.	W	L	Pct.
2003-04	17	15	.531	12	17	.414	29	32	.475
2004-05	18	9	.667	15	12	.556	33	21	.611
2005-06	11	9	.550	10	12	.455	21	21	.500
2006-07	20	11	.645	26	9	.743	46	20	.697
<b>Total</b>	<b>66</b>	<b>44</b>	<b>.600</b>	<b>63</b>	<b>50</b>	<b>.558</b>	<b>129</b>	<b>94</b>	<b>.578</b>

## AUDREY GEORGE 2002-03-04-05

- SEC Academic Honor Roll: 2003-04-05
- SEC Good Works Team: 2004

Season	Singles			Doubles			Combined		
	W	L	Pct.	W	L	Pct.	W	L	Pct.
2001-02	6	5	.545	9	3	.750	15	8	.652
2002-03	3	6	.333	5	10	.333	8	16	.333
2003-04	5	6	.455	3	5	.375	8	11	.421
2004-05	6	0	1.000	5	1	.833	11	1	.917
<b>Total</b>	<b>20</b>	<b>17</b>	<b>.541</b>	<b>22</b>	<b>19</b>	<b>.537</b>	<b>42</b>	<b>36</b>	<b>.538</b>

## TERI GOAD 1978-79

No statistics/information available

## HEATHER GREENE 1993-94-95-96

- ITA Southeast Region Player to Watch: 1994
- All-SEC Singles Second Team: 1994-95
- All-SEC Doubles Second Team: 1996
- SEC Academic Honor Roll: 1995-96
- Team MVP: 1994-95-96

Season	Singles			Doubles			Combined		
	W	L	Pct.	W	L	Pct.	W	L	Pct.
1992-93	14	16	.467	8	7	.533	22	23	.489
1993-94	25	8	.758	13	8	.619	38	16	.704
1994-95	25	13	.658	14	6	.700	39	19	.672
1995-96	15	21	.417	15	5	.750	30	26	.536
<b>Total</b>	<b>79</b>	<b>58</b>	<b>.577</b>	<b>50</b>	<b>26</b>	<b>.658</b>	<b>129</b>	<b>84</b>	<b>.606</b>

## SUSAN GRUNEBAU 1979

No statistics/information available

## MIRANDA GUTIERREZ 2004-05-06-07

- SEC Academic Honor Roll: 2007

Season	Singles			Doubles			Combined		
	W	L	Pct.	W	L	Pct.	W	L	Pct.
2003-04	18	8	.692	18	4	.818	36	12	.750
2004-05	21	15	.583	14	19	.424	35	34	.507
2005-06	11	8	.579	10	10	.500	21	18	.538
2006-07	21	7	.750	13	6	.684	34	13	.723
<b>Total</b>	<b>71</b>	<b>38</b>	<b>.651</b>	<b>55</b>	<b>39</b>	<b>.585</b>	<b>126</b>	<b>77</b>	<b>.621</b>

## CLAIRE HAMMOND 1991-92-93

- SEC Academic Honor Roll: 1992-93-94

Season	Singles			Doubles			Combined		
	W	L	Pct.	W	L	Pct.	W	L	Pct.
1991-92	18	10	.643	3	4	.429	21	14	.600
1992-93	7	7	.500	5	6	.455	12	13	.480
1993-94	20	16	.556	5	1	.833	25	17	.595
<b>Total</b>	<b>45</b>	<b>33</b>	<b>.577</b>	<b>13</b>	<b>11</b>	<b>.542</b>	<b>58</b>	<b>44</b>	<b>.569</b>

## KATIE HARGARTEN 1982-83

No statistics/information available

## JILL HAUSLER 1983-84-85-86

Season	Singles			Doubles			Combined		
	W	L	Pct.	W	L	Pct.	W	L	Pct.
1982-83	17	3	.850	18	4	.818	35	7	.833
1983-84	13	8	.619	9	10	.474	22	18	.550
1984-85	19	9	.679	11	14	.440	30	23	.566
1985-86	5	17	.227	12	10	.545	17	27	.386
<b>Total</b>	<b>54</b>	<b>37</b>	<b>.593</b>	<b>50</b>	<b>38</b>	<b>.568</b>	<b>104</b>	<b>75</b>	<b>.581</b>

## LIZ HOLLAND 1981-82-83

No statistics/information available

## MILJANA JOCIC 2008-09-10

- ITA Scholar-Athlete: 2009
- SEC Academic Honor Roll: 2008-09-10
- Team MVP: 2010

Season	Singles			Doubles			Combined		
	W	L	Pct.	W	L	Pct.	W	L	Pct.
2007-08	20	8	.714	15	12	.556	35	20	.636
2008-09	16	16	.500	22	13	.629	38	29	.567
2009-10	28	8	.778	15	15	.500	43	23	.652
<b>Total</b>	<b>64</b>	<b>32</b>	<b>.667</b>	<b>52</b>	<b>40</b>	<b>.565</b>	<b>116</b>	<b>72</b>	<b>.617</b>

## JODI KENOYER 2002-03

- Team MVP: 2003

Season	Singles			Doubles			Combined		
	W	L	Pct.	W	L	Pct.	W	L	Pct.
2001-02	25	11	.694	28	9	.757	53	20	.726
2002-03	19	14	.576	24	15	.615	43	29	.597
<b>Total</b>	<b>44</b>	<b>25</b>	<b>.638</b>	<b>52</b>	<b>24</b>	<b>.684</b>	<b>96</b>	<b>49</b>	<b>.662</b>

## CINDY KINCAID 1976-77-78-79

No statistics/information available



Jill Hausler

## CATHY KISER 1989

Season	Singles			Doubles			Combined		
	W	L	Pct.	W	L	Pct.	W	L	Pct.
1988-89	4	6	.400	-	-	-	4	6	.400
<b>Total</b>	<b>4</b>	<b>6</b>	<b>.400</b>	<b>-</b>	<b>-</b>	<b>-</b>	<b>4</b>	<b>6</b>	<b>.400</b>

## AMY KNEALE 1981-82-83

No statistics/information available

## FALLON KOON 2004-05

- SEC Academic Honor Roll: 2004-05
- SEC Good Works Team: 2005

Season	Singles			Doubles			Combined		
	W	L	Pct.	W	L	Pct.	W	L	Pct.
2003-04	23	10	.697	16	11	.593	39	21	.650
2004-05	15	12	.556	17	16	.515	32	28	.533
<b>Total</b>	<b>38</b>	<b>22</b>	<b>.633</b>	<b>33</b>	<b>27</b>	<b>.550</b>	<b>71</b>	<b>49</b>	<b>.592</b>

## TRACY KOTSEOS 1995-96-97-98

- SEC Academic Honor Roll: 1996-97-98

Season	Singles			Doubles			Combined		
	W	L	Pct.	W	L	Pct.	W	L	Pct.
1994-95	30	11	.732	14	6	.700	44	17	.721
1995-96	11	24	.314	14	9	.609	25	33	.431
1996-97	15	16	.484	16	7	.696	31	23	.574
1997-98	15	11	.577	7	3	.700	22	14	.611
<b>Total</b>	<b>71</b>	<b>62</b>	<b>.534</b>	<b>51</b>	<b>25</b>	<b>.671</b>	<b>122</b>	<b>87</b>	<b>.584</b>

## IMRE KWAST 1997-98

- SEC Academic Honor Roll: 1998

Season	Singles			Doubles			Combined		
	W	L	Pct.	W	L	Pct.	W	L	Pct.
1996-97	6	4	.600	10	7	.588	16	11	.593
1997-98	5	1	.833	1	3	.250	6	4	.600
<b>Total</b>	<b>11</b>	<b>5</b>	<b>.688</b>	<b>11</b>	<b>10</b>	<b>.524</b>	<b>22</b>	<b>15</b>	<b>.595</b>

## SOPHIE LJUCOVIC 1994-95-96-97

- ITA Southeast Region Arthur Ashe Leadership and Sportsmanship Award: 1997
- SEC Academic Honor Roll: 1995-96-97

Season	Singles			Doubles			Combined		
	W	L	Pct.	W	L	Pct.	W	L	Pct.
1993-94	30	10	.750	13	9	.591	4		



# ALL-TIME PLAYERS / STATISTICS / HONORS



## LISA LOVETT 1985-86

Season	Singles			Doubles			Combined		
	W	L	Pct.	W	L	Pct.	W	L	Pct.
1984-85	17	5	.773	14	7	.667	31	12	.721
1985-86	2	12	.143	12	9	.571	14	21	.400
<b>Total</b>	<b>19</b>	<b>17</b>	<b>.528</b>	<b>26</b>	<b>16</b>	<b>.619</b>	<b>45</b>	<b>33</b>	<b>.577</b>

## CHRISTYN LUCAS 2004-05-06-07

- SEC Academic Honor Roll: 2004-05-06-07
- SEC Good Works Team: 2007
- Team MVP: 2005

Season	Singles			Doubles			Combined		
	W	L	Pct.	W	L	Pct.	W	L	Pct.
2003-04	21	12	.636	18	16	.529	39	28	.582
2004-05	22	13	.629	16	16	.500	38	29	.567
2005-06	7	6	.538	8	9	.471	15	15	.500
2006-07	18	10	.643	22	7	.759	40	17	.702
<b>Total</b>	<b>68</b>	<b>41</b>	<b>.624</b>	<b>64</b>	<b>48</b>	<b>.571</b>	<b>132</b>	<b>89</b>	<b>.597</b>

## RITA MAISAK 2010

- SEC Academic Honor Roll: 2010

Season	Singles			Doubles			Combined		
	W	L	Pct.	W	L	Pct.	W	L	Pct.
2009-10	7	9	.438	7	10	.412	14	19	.424
<b>Total</b>	<b>7</b>	<b>9</b>	<b>.438</b>	<b>7</b>	<b>10</b>	<b>.412</b>	<b>14</b>	<b>19</b>	<b>.424</b>

## MISSY MALOOL 1978-79-80

Season	Singles			Doubles			Combined		
	W	L	Pct.	W	L	Pct.	W	L	Pct.
1978-79	10	0	1.000	22	2	.917	32	2	.941
1979-80	—	—	—	23	3	.885	23	3	.885
<b>Total</b>	<b>10</b>	<b>0</b>	<b>1.000</b>	<b>45</b>	<b>5</b>	<b>.900</b>	<b>55</b>	<b>5</b>	<b>.917</b>

*Incomplete statistics/information*

## SUZANNA MANSOUR 2008-09

- SEC Academic Honor Roll: 2009

Season	Singles			Doubles			Combined		
	W	L	Pct.	W	L	Pct.	W	L	Pct.
2007-08	14	20	.412	17	20	.459	31	40	.437
2008-09	9	18	.333	15	18	.455	24	36	.400
<b>Total</b>	<b>23</b>	<b>38</b>	<b>.377</b>	<b>32</b>	<b>38</b>	<b>.457</b>	<b>55</b>	<b>76</b>	<b>.420</b>

## KATARINA MARKOVSKI 1999-00-01-02

- ITA Southeast Region Rookie of the Year: 1999
- All-SEC Singles Second Team: 1999
- SEC Academic Honor Roll: 2002-03
- Team MVP: 2000

Season	Singles			Doubles			Combined		
	W	L	Pct.	W	L	Pct.	W	L	Pct.
1998-99	16	10	.615	13	4	.765	29	14	.674
1999-00	22	15	.595	20	13	.606	42	28	.600
2000-01	10	16	.385	16	8	.667	26	24	.520
2001-02	17	18	.486	18	9	.667	35	27	.565
<b>Total</b>	<b>65</b>	<b>59</b>	<b>.524</b>	<b>67</b>	<b>34</b>	<b>.663</b>	<b>132</b>	<b>93</b>	<b>.587</b>

## MEGAN MCGAVOCK 2005-06-07-08

- SEC Academic Honor Roll: 2005-06-07-08

Season	Singles			Doubles			Combined		
	W	L	Pct.	W	L	Pct.	W	L	Pct.
2004-05	19	8	.704	14	11	.560	33	19	.635
2005-06	21	10	.677	15	15	.500	36	25	.590
2006-07	13	13	.500	12	9	.571	25	22	.532
2007-08	24	12	.667	20	18	.526	44	30	.595
<b>Total</b>	<b>77</b>	<b>43</b>	<b>.642</b>	<b>61</b>	<b>53</b>	<b>.535</b>	<b>138</b>	<b>96</b>	<b>.590</b>

## ASHLEY MILLER 2009

Season	Singles			Doubles			Combined		
	W	L	Pct.	W	L	Pct.	W	L	Pct.
2008-09	12	16	.429	9	17	.346	21	33	.389
<b>Total</b>	<b>12</b>	<b>16</b>	<b>.429</b>	<b>9</b>	<b>17</b>	<b>.346</b>	<b>21</b>	<b>33</b>	<b>.389</b>

## BILJANA MIRKOVIC 1987-88

- ITA Southeast Region Tournament Doubles Champion: 1987

Season	Singles			Doubles			Combined		
	W	L	Pct.	W	L	Pct.	W	L	Pct.
1986-87	29	13	.690	25	13	.658	54	26	.675
1987-88	29	14	.674	25	17	.595	54	31	.635
<b>Total</b>	<b>58</b>	<b>27</b>	<b>.682</b>	<b>50</b>	<b>30</b>	<b>.625</b>	<b>108</b>	<b>57</b>	<b>.655</b>

## ANYA MORGINA 2010

Season	Singles			Doubles			Combined		
	W	L	Pct.	W	L	Pct.	W	L	Pct.
2009-10	20	12	.625	16	14	.533	36	26	.581
<b>Total</b>	<b>20</b>	<b>12</b>	<b>.625</b>	<b>16</b>	<b>14</b>	<b>.533</b>	<b>36</b>	<b>26</b>	<b>.581</b>

## MANDY NALL 1990-91

- Metro Conference No. 4 Singles Champion: 1990
- Metro Conference No. 2 Doubles Champion: 1990

Season	Singles			Doubles			Combined		
	W	L	Pct.	W	L	Pct.	W	L	Pct.
1989-90	28	12	.700	19	11	.633	47	23	.671
1990-91	18	16	.529	—	—	—	18	16	.529
<b>Total</b>	<b>46</b>	<b>28</b>	<b>.622</b>	<b>19</b>	<b>11</b>	<b>.633</b>	<b>65</b>	<b>39</b>	<b>.625</b>

*Incomplete statistics/information*

## CYNDEE NEWTON 1988-89

Season	Singles			Doubles			Combined		
	W	L	Pct.	W	L	Pct.	W	L	Pct.
1987-88	13	10	.565	8	7	.533	21	17	.553
1988-89	16	18	.471	8	19	.296	24	37	.393
<b>Total</b>	<b>29</b>	<b>28</b>	<b>.509</b>	<b>16</b>	<b>26</b>	<b>.381</b>	<b>45</b>	<b>54</b>	<b>.455</b>

## MARGARET O'GRADY 1985-86-87-88

Season	Singles			Doubles			Combined		
	W	L	Pct.	W	L	Pct.	W	L	Pct.
1984-85	1	0	1.000	10	3	.769	11	3	.786
1985-86	25	13	.658	15	17	.469	40	30	.571
1986-87	13	12	.520	12	11	.522	25	23	.521
1987-88	10	4	.714	10	6	.625	20	10	.667
<b>Total</b>	<b>49</b>	<b>29</b>	<b>.628</b>	<b>47</b>	<b>37</b>	<b>.560</b>	<b>96</b>	<b>66</b>	<b>.593</b>

## DAWN OTTO 1980-81-82-83

*No statistics/information available*

## ELLEN OXRIEDER 1980-81-82-83

Season	Singles			Doubles			Combined		
	W	L	Pct.	W	L	Pct.	W	L	Pct.
1979-80	17	7	.708	—	—	—	17	7	.708
<b>Total</b>	<b>17</b>	<b>7</b>	<b>.708</b>	<b>—</b>	<b>—</b>	<b>—</b>	<b>17</b>	<b>7</b>	<b>.708</b>

*Incomplete statistics/information*

## VANESSA PINTO 2007

Season	Singles			Doubles			Combined		
	W	L	Pct.	W	L	Pct.	W	L	Pct.
2006-07	5	1	.833	5	1	.833	10	2	.833
<b>Total</b>	<b>5</b>	<b>1</b>	<b>.833</b>	<b>5</b>	<b>1</b>	<b>.833</b>	<b>10</b>	<b>2</b>	<b>.833</b>

## TRACY PULLIAM 1993-94-95-96

- SEC Academic Honor Roll: 1994-95-96

Season	Singles			Doubles			Combined		
	W	L	Pct.	W	L	Pct.	W	L	Pct.
1992-93	4	6	.400	6	5	.545	10	11	.476
1993-94	10	3	.769	10	7	.588	20	10	.667
1994-95	2	4	.333	4	0	1.000	6	4	.600
1995-96	8	6	.571	5	4	.556	13	10	.565
<b>Total</b>	<b>24</b>	<b>19</b>	<b>.558</b>	<b>25</b>	<b>16</b>	<b>.610</b>	<b>49</b>	<b>35</b>	<b>.583</b>

## JENNIFER RADMAN 1999-00-01-02

- All-SEC Doubles Second Team: 2001
- SEC Academic Honor Roll: 2000-01-02-03
- Team MVP: 1999

Season	Singles			Doubles			Combined		
	W	L	Pct.	W	L	Pct.	W	L	Pct.
1998-99	23	13	.639	25	8	.758	48	21	.696
1999-00	21	15	.583	20	10	.667	41	25	.621
2000-01	20	17	.541	24	12	.667	44	29	.603
2001-02	21	14	.600	24	11	.686	45	25	.643
<b>Total</b>	<b>85</b>	<b>59</b>	<b>.590</b>	<b>93</b>	<b>41</b>	<b>.694</b>	<b>178</b>	<b>100</b>	<b>.640</b>

## JELENA RAJIC 2008-09

Season	Singles			Doubles			Combined		
	W	L	Pct.	W	L	Pct.	W	L	Pct.
2007-08	10	8	.556	5	7	.417	15	15	.500
2008-09	3	3	.500	1	2	.333	4	5	.444
<b>Total</b>	<b>13</b>	<b>11</b>	<b>.542</b>	<b>6</b>	<b>9</b>	<b>.400</b>	<b>19</b>	<b>20</b>	<b>.487</b>

## TOBI RAKIC 1995-96-97-98

- Team MVP: 1997

Season	Singles			Doubles			Combined		
	W	L	Pct.	W	L	Pct.	W	L	Pct.
1994-95	20	16	.556	17	8	.680	37	24	.607
1995-96	20	18	.526	12	13	.480	32	31	.508
1996-97	28	12	.700	20	10	.667	48	22	.686
1997-98	18	17	.514	9	17	.347	27	34	.443
<b>Total</b>	<b>86</b>	<b>63</b>	<b>.577</b>	<b>58</b>	<b>48</b>	<b>.547</b>	<b>144</b>	<b>111</b>	<b>.565</b>

## JENNIFER REULT 1985

Season	Singles			Doubles			Combined		
	W	L	Pct.	W	L	Pct.			



# ALL-TIME PLAYERS / STATISTICS / HONORS

## PAULETTE ROUX 1987-88

- ITA Southeast Region Tournament Doubles Champion: 1987
- Team MVP: 1988

Season	Singles			Doubles			Combined		
	W	L	Pct.	W	L	Pct.	W	L	Pct.
1986-87	24	9	.727	24	9	.727	48	18	.727
1987-88	33	15	.688	28	14	.667	61	29	.678
<b>Total</b>	<b>57</b>	<b>24</b>	<b>.704</b>	<b>52</b>	<b>23</b>	<b>.693</b>	<b>109</b>	<b>47</b>	<b>.699</b>

## ADRIANA PEREIRA 2010

- SEC Academic Honor Roll: 2010

Season	Singles			Doubles			Combined		
	W	L	Pct.	W	L	Pct.	W	L	Pct.
2009-10	24	10	.706	15	16	.484	39	26	.600
<b>Total</b>	<b>24</b>	<b>10</b>	<b>.706</b>	<b>15</b>	<b>16</b>	<b>.484</b>	<b>39</b>	<b>26</b>	<b>.600</b>

## MADELEINE SAARI-BYSTROM 2010

- SEC Academic Honor Roll: 2010

Season	Singles			Doubles			Combined		
	W	L	Pct.	W	L	Pct.	W	L	Pct.
2009-10	13	12	.520	13	13	.500	26	25	.510
<b>Total</b>	<b>13</b>	<b>12</b>	<b>.520</b>	<b>13</b>	<b>13</b>	<b>.500</b>	<b>26</b>	<b>25</b>	<b>.510</b>

## GIRA SCHOFIELD 2006-07-08-09

- ITA Southeast Region Rookie of the Year: 2006
- SEC Freshman of the Year: 2006
- All-SEC First Team: 2007
- All-SEC Second Team: 2006-08-09
- ITA Scholar-Athlete: 2009
- SEC Academic Honor Roll: 2006-07-09
- Team MVP: 2006

Season	Singles			Doubles			Combined		
	W	L	Pct.	W	L	Pct.	W	L	Pct.
2005-06	25	11	.694	19	17	.528	44	28	.611
2006-07	17	16	.515	19	14	.576	36	30	.545
2007-08	23	15	.605	20	15	.571	43	30	.589
2008-09	24	15	.615	23	13	.639	47	28	.627
<b>Total</b>	<b>89</b>	<b>57</b>	<b>.610</b>	<b>81</b>	<b>59</b>	<b>.579</b>	<b>170</b>	<b>116</b>	<b>.594</b>

## LEANNE SEWARD 1981-82-83

No statistics/information available

## LINDA SHEPARD 1985-86-87

Season	Singles			Doubles			Combined		
	W	L	Pct.	W	L	Pct.	W	L	Pct.
1984-85	2	0	1.000	10	2	.833	12	2	.857
1985-86	3	1	.750	7	4	.636	10	5	.667
1986-87	—	—	—	1	5	.167	1	5	.167
<b>Total</b>	<b>5</b>	<b>1</b>	<b>.833</b>	<b>18</b>	<b>11</b>	<b>.621</b>	<b>23</b>	<b>12</b>	<b>.657</b>

## SUSAN SMITH 1979-80-81-82

Season	Singles			Doubles			Combined		
	W	L	Pct.	W	L	Pct.	W	L	Pct.
1978-79	19	5	.792	22	2	.917	41	7	.854
1979-80	17	6	.739	23	3	.885	40	9	.816
<b>Total</b>	<b>36</b>	<b>11</b>	<b>.766</b>	<b>45</b>	<b>5</b>	<b>.900</b>	<b>81</b>	<b>16</b>	<b>.835</b>

Incomplete statistics/information

## DIJANA STOJIC 2009-10

- All-SEC Second Team: 2010
- SEC All-Tournament Team: 2010
- SEC Academic Honor Roll: 2009-10
- SEC Community Service Team: 2009

Season	Singles			Doubles			Combined		
	W	L	Pct.	W	L	Pct.	W	L	Pct.
2008-09	15	6	.714	11	9	.550	26	15	.634
2009-10	22	15	.595	21	14	.600	43	29	.597
<b>Total</b>	<b>37</b>	<b>21</b>	<b>.638</b>	<b>32</b>	<b>23</b>	<b>.582</b>	<b>69</b>	<b>44</b>	<b>.611</b>

## TAMARA SUTTON 1999-00-01-02

- SEC Academic Honor Roll: 2001-02

Season	Singles			Doubles			Combined		
	W	L	Pct.	W	L	Pct.	W	L	Pct.
1998-99	26	12	.684	10	4	.714	36	16	.692
1999-00	25	18	.581	14	8	.636	39	26	.600
2000-01	22	12	.647	11	3	.786	33	15	.688
2001-02	21	8	.724	6	0	1.000	27	8	.771
<b>Total</b>	<b>94</b>	<b>50</b>	<b>.653</b>	<b>41</b>	<b>15</b>	<b>.732</b>	<b>135</b>	<b>65</b>	<b>.675</b>

## AYAKO SUZUKI 2002-03-04

- SEC Academic Honor Roll: 2004

Season	Singles			Doubles			Combined		
	W	L	Pct.	W	L	Pct.	W	L	Pct.
2001-02	4	1	.800	11	5	.688	15	6	.714
2002-03	7	5	.583	10	2	.833	17	7	.708
2003-04	7	3	.700	23	10	.697	30	13	.698
<b>Total</b>	<b>18</b>	<b>9</b>	<b>.667</b>	<b>44</b>	<b>17</b>	<b>.721</b>	<b>62</b>	<b>26</b>	<b>.705</b>

## LYNN-YIN TAN 1999-00-01-02

- ITA Southeast Region Cissie Leary Award for Sportsmanship: 2002
- All-SEC Singles First Team: 1999
- SEC Academic Honor Roll: 2000-01-02-03
- Team MVP: 2001-02

Season	Singles			Doubles			Combined		
	W	L	Pct.	W	L	Pct.	W	L	Pct.
1998-99	28	9	.757	22	8	.733	50	17	.746
1999-00	26	16	.619	25	10	.714	51	26	.662
2000-01	24	13	.649	27	6	.818	51	19	.729
2001-02	25	15	.625	27	8	.771	52	23	.693
<b>Total</b>	<b>103</b>	<b>53</b>	<b>.660</b>	<b>101</b>	<b>32</b>	<b>.759</b>	<b>204</b>	<b>85</b>	<b>.706</b>

## ASHLEY THOMASON 1985-86-87

Season	Singles			Doubles			Combined		
	W	L	Pct.	W	L	Pct.	W	L	Pct.
1984-85	19	12	.613	14	14	.500	33	26	.559
1985-86	10	13	.435	19	15	.559	29	28	.509
1986-87	4	3	.571	3	7	.300	7	10	.412
<b>1984-87</b>	<b>33</b>	<b>28</b>	<b>.541</b>	<b>36</b>	<b>36</b>	<b>.500</b>	<b>69</b>	<b>64</b>	<b>.519</b>

## VALENTINE VERNAZ 1997-98-99

- SEC Academic Honor Roll: 1999

Season	Singles			Doubles			Combined		
	W	L	Pct.	W	L	Pct.	W	L	Pct.
1996-97	5	18	.217	2	7	.222	7	25	.219
1997-98	19	16	.543	9	17	.346	28	33	.459
1998-99	10	5	.667	5	2	.714	15	7	.682
<b>Total</b>	<b>34</b>	<b>39</b>	<b>.466</b>	<b>16</b>	<b>26</b>	<b>.381</b>	<b>50</b>	<b>65</b>	<b>.435</b>

## NATASA VUCKOVIC 2006-07-08-09

- All-SEC Second Team: 2006-07-08
- Team MVP: 2007-08

Season	Singles			Doubles			Combined		
	W	L	Pct.	W	L	Pct.	W	L	Pct.
2005-06	26	15	.634	19	17	.528	45	32	.584
2006-07	23	6	.793	20	10	.667	43	16	.729
2007-08	25	10	.714	17	20	.459	42	30	.583
2008-09	22	14	.611	21	16	.568	43	30	.589
<b>Total</b>	<b>96</b>	<b>45</b>	<b>.681</b>	<b>77</b>	<b>63</b>	<b>.550</b>	<b>173</b>	<b>108</b>	<b>.616</b>

## JUSTINE WALSH 2003-04-05-06

- SEC Academic Honor Roll: 2004-05-06
- SEC Good Works Team: 2006

Season	Singles			Doubles			Combined		
	W	L	Pct.	W	L	Pct.	W	L	Pct.
2002-03	12	11	.522	5	12	.294	17	23	.425
2003-04	20	10	.667	2	3	.400	22	13	.629
2004-05	16	9	.640	7	9	.438	23	18	.561
2005-06	8	11	.421	6	7	.462	14	18	.438
<b>Total</b>	<b>56</b>	<b>41</b>	<b>.577</b>	<b>20</b>	<b>31</b>	<b>.392</b>	<b>76</b>	<b>72</b>	<b>.514</b>

## MONICA WIESE 1990-91

- Metro Conference No. 6 Singles Champion: 1990
- Metro Conference No. 3 Doubles Champion: 1990

Season	Singles			Doubles			Combined		
	W	L	Pct.	W	L	Pct.	W	L	Pct.
1989-90	25	13	.658	21	7	.750	46	20	.697
1990-91	2	12	.143	—	—	—	2	12	.143
<b>Total</b>	<b>27</b>	<b>25</b>	<b>.519</b>	<b>21</b>	<b>7</b>	<b>.750</b>	<b>48</b>	<b>32</b>	<b>.600</b>

Incomplete statistics/information

## DANIELLE WIGGINS 2003-04-05-06

- All-SEC Singles Second Team: 2004
- SEC Academic Honor Roll: 2004-05
- Team MVP: 2004

Season	Singles			Doubles			Combined		
	W	L	Pct.	W	L	Pct.	W	L	Pct.
2002-03	21	13	.618	23	12	.657	44	25	.638
2003-04	21	12	.636	16	13	.552	37	25	.597
2004-05	4	11	.267	7	10	.412	11	21	.344
2005-06	8	4	.667	7	6	.538	15	10	.600
<b>Total</b>	<b>54</b>	<b>40</b>	<b>.574</b>	<b>53</b>	<b>41</b>	<b>.564</b>	<b>107</b>	<b>81</b>	<b>.569</b>

## RITA WINEBARGER 1985-86-87-88

- Metro Conference Most Outstanding Player: 1985
- Team MVP: 1985-86-87

Season	Singles			Doubles			Combined		
	W	L	Pct.	W	L	Pct.	W	L	Pct.
1984-85	31	3	.912	16	11	.593	47	14	.770
1985-86	26	15	.634	17	16	.515	43	31	.581
1986-87	37	16	.698	23	12	.657	60	28	.682
1987-88	33	25	.569	15	11	.577	48	36	.571
<b>Total</b>	<b>127</b>	<b>59</b>	<b>.683</b>	<b>71</b>	<b>50</b>	<b>.587</b>	<b>198</b>	<b>109</b>	<b>.645</b>

## LISA WINSOR 1985-86-87-88

Season	Singles			Doubles			Combined		
	W	L	Pct.	W	L	Pct.			

# ALL-TIME NATIONAL RANKINGS



1978-79	Final
South Carolina	7

1979-80	Final
South Carolina	7

1980-81	Final
South Carolina	12

1981-82	Final
South Carolina	7
Laura Bernstein	30
Johnna Chafin	45

1982-83	Final
South Carolina	6
Laura Bernstein	15
Ellen Oxrieder	23

1983-84	Final
South Carolina	NR
Johnna Chafin	22

1984-85	Final
South Carolina	NR

1985-86	Final
South Carolina	NR
Rita Winebarger	97


1986-87	Final
South Carolina	19
Carolina Culik	T-26
Rita Winebarger	44
Paulette Roux	75
Biljana Mirkovic	T-86
Mirkovic/Roux	36

1987-88	Final
South Carolina	19
Carolina Culik	67
Paulette Roux	44
Rita Winebarger	56
Mirkovic/Roux	20

1988-89	Final
South Carolina	NR

1989-90	Final
South Carolina	14
Michelle Duda	57
Nathalie Rodriguez	37
Duda/Rodriguez	28

1990-91	Final
South Carolina	NR
Michelle Duda	53
Nathalie Rodriguez	67



**Nathalie Rodriguez**

Week-by-week rankings are not available prior to the 1991-92 season. Anyone with information pertaining to the above seasons is encouraged to contact the South Carolina athletics media relations office at (803) 777-5204.

1991-92	#1	#2	#3	#4	#5	#6	#7	Final
South Carolina	T-25	—	—	T-25	T-25	23	24	24
Michelle Duda	36	44	57	51	51	54	59	65
Nathalie Rodriguez	—	27	50	32	47	38	37	41

Team High: 23 • Singles High: Nathalie Rodriguez (27) • Doubles High: N/A

1992-93	#1	#2	#3	#4	#5	#6	#7	Final
South Carolina	RV	RV	—	—	T-25	T-25	T-25	RV
Helen Crook	—	—	—	T-74	58	66	T-71	76
Crook/Davies	—	—	—	35	34	36	38	38

Team High: T-25 • Singles High: Helen Crook (58) • Doubles High: Crook/Davies (34)

1993-94	#1	#2	#3	#4	#5	#6	#7	Final
South Carolina	RV	19	21	T-21	19	18	19	24
Muriel Abella	—	—	—	83	T-95	—	—	—
Helen Crook	T-53	44	53	60	72	51	49	66
Victoria Davies	—	—	—	61	97	99	89	—
Heather Greene	—	—	52	67	52	53	59	49
Crook/Davies	19	14	16	18	21	28	38	19

Team High: 18 • Singles High: Helen Crook (44) • Doubles High: Crook/Davies (14)

1994-95	#1	#2	#3	#4	#5	#6	#7	Final
South Carolina	21	17	28	20	12	12	12	11
Karolina Bulat	52	—	—	—	—	—	—	—
Heather Greene	39	—	—	79	49	48	46	33
Tracy Kotseos	—	—	—	—	103	—	106	102
Bulat/Davies	20	—	—	—	—	—	—	—
Davies/Rakic	—	—	T-33	—	—	—	—	—

Team High: 11 • Singles High: Heather Greene (33) • Doubles High: Bulat/Davies (20)



**Gira Schofield**



# ALL-TIME NATIONAL RANKINGS

1995-96	#1	#2	#3	#4	#5	#6	#7	Final
<b>South Carolina</b>	<b>11</b>	<b>12</b>	<b>19</b>	<b>27</b>	<b>16</b>	<b>14</b>	<b>14</b>	<b>15</b>
Heather Greene	17	—	—	76	60	75	67	57
Celine Regnier	—	—	—	96	71	71	74	72
Tracy Kotseos	82	—	—	—	—	—	—	102
Bulat/Greene	—	—	—	50	29	24	16	20
Rakic/Regnier	—	—	43	35	30	37	39	48

**Team High: 11 • Singles High: Heather Greene (17) • Doubles High: Bulat/Green (16)**

1996-97	#1	#2	#3	#4	#5	#6	#7	Final
<b>South Carolina</b>	<b>17</b>	<b>17</b>	<b>22</b>	<b>31</b>	<b>27</b>	<b>26</b>	<b>16</b>	<b>17</b>
Celine Regnier	100	—	—	—	—	—	—	—
Bulat/Rakic	—	—	—	—	25	25	24	23

**Team High: 16 • Singles High: Celine Regnier (100) • Doubles High: Bulat/Rakic (23)**

1997-98	#1	#2	#3	#4	#5	#6	#7	#8	Final
<b>South Carolina</b>	<b>19</b>	<b>19</b>	<b>19</b>	<b>22</b>	<b>34</b>	<b>37</b>	<b>31</b>	<b>34</b>	<b>33</b>
Karolina Bulat	—	—	—	—	—	—	75	91	91
Celine Regnier	—	108	63	57	72	80	71	78	T-88
Carvalho/Kotseos	24	26	—	—	—	—	—	—	—
Eichelberger/Regnier	—	—	—	55	—	—	—	—	—

**Team High: 19 • Singles High: Celine Regnier (57) • Doubles High: Carvalho/Kotseos (24)**

1998-99	#1	#2	#3	#4	#5	#6	#7	#8	Final
<b>South Carolina</b>	<b>21</b>	<b>21</b>	<b>21</b>	<b>15</b>	<b>16</b>	<b>16</b>	<b>16</b>	<b>14</b>	<b>12</b>
Katarina Markovski	—	—	—	—	69	76	43	34	33
Jennifer Radman	—	—	69	—	—	—	—	—	T-100
Celine Regnier	69	65	—	—	80	66	60	74	57
Tamara Sutton	—	—	T-61	84	100	—	—	—	—
Eichelberger/Regnier	45	38	T-37	—	—	—	—	—	—

**Team High: 12 • Singles High: Katarina Markovski (33) • Doubles High: Eichelberger/Regnier (T-37)**

1999-00	#1	#2	#3	#4	#5	#6	#7	#8	#9	#10	#11	#12	#13	#14	#15	#16	#17	Final
<b>South Carolina</b>	<b>—</b>	<b>13</b>	<b>13</b>	<b>13</b>	<b>14</b>	<b>17</b>	<b>17</b>	<b>18</b>	<b>19</b>	<b>18</b>	<b>21</b>	<b>21</b>	<b>20</b>	<b>21</b>	<b>20</b>	<b>21</b>	<b>20</b>	<b>20</b>
Katarina Markovski	22	25	25	25	35	35	14	14	16	16	13	13	20	20	21	25	25	29
Jennifer Radman	82	T-48	T-48	T-48	53	53	75	75	80	80	87	87	T-83	T-83	—	—	—	—
Tamara Sutton	—	99	99	99	73	73	87	87	—	—	—	—	—	—	—	—	—	—
Eichelberger/Tan	—	T-42	T-42	T-42	—	—	—	—	—	—	—	—	—	—	—	—	—	—
Markovski/Radman	28	14	14	14	T-31	T-31	44	44	25	25	33	33	38	38	34	38	38	37

**Team High: 13 • Singles High: Katarina Markovski (13) • Doubles High: Markovski/Radman (14)**

2000-01	#1	#2	#3	#4	#5	#6	#7	#8	#9	#10	#11	#12	#13	#14	#15	#16	#17	Final
<b>South Carolina</b>	<b>—</b>	<b>20</b>	<b>19</b>	<b>19</b>	<b>18</b>	<b>19</b>	<b>18</b>	<b>20</b>	<b>19</b>	<b>26</b>	<b>23</b>	<b>23</b>	<b>22</b>	<b>22</b>	<b>22</b>	<b>23</b>	<b>23</b>	<b>21</b>
Katarina Markovski	20	—	—	—	55	55	63	63	86	86	96	96	97	97	—	—	—	—
Jennifer Radman	—	—	—	—	—	—	—	—	—	—	—	—	—	—	—	93	93	76
Boyanovich/Radman	—	—	—	—	—	—	—	—	—	—	36	36	30	30	30	25	31	21
Markovski/Radman	13	—	—	—	—	—	—	—	—	—	—	—	—	—	—	—	—	—

**Team High: 18 • Singles High: Katarina Markovski (20) • Doubles High: Markovski/Radman (13)**

2001-02	#1	#2	#3	#4	#5	#6	#7	#8	#9	#10	#11	#12	#13	#14	#15	#16	Final
<b>South Carolina</b>	<b>—</b>	<b>—</b>	<b>21</b>	<b>22</b>	<b>22</b>	<b>27</b>	<b>25</b>	<b>23</b>	<b>22</b>	<b>23</b>	<b>24</b>	<b>20</b>	<b>19</b>	<b>17</b>	<b>12</b>	<b>13</b>	<b>16</b>
Kathy Boyanovich	—	—	—	—	—	138	138	146	146	98	98	—	—	—	84	90	95
Katarina Markovski	—	—	—	—	—	85	85	88	88	57	57	72	72	69	71	72	70
Jennifer Radman	51	71	71	71	71	—	—	—	—	101	101	85	85	66	48	48	50
Boyanovich/Radman	8	26	26	26	26	—	—	—	—	35	35	45	45	26	18	18	21
Kenoyer/Tan	45	36	36	36	36	38	38	32	32	48	48	28	28	41	34	40	47

**Team High: 12 • Singles High: Jennifer Radman (50) • Doubles High: Boyanovich/Radman (8)**



**Tobi Rakic**



**Celine Regnier**

# ALL-TIME NATIONAL RANKINGS



2002-03	#1	#2	#3	#4	#5	#6	#7	#8	#9	#10	#11	#12	#13	#14	#15	#16	Final
<b>South Carolina</b>	—	<b>19</b>	<b>19</b>	<b>16</b>	<b>18</b>	<b>23</b>	<b>24</b>	<b>24</b>	<b>24</b>	<b>38</b>	<b>37</b>	<b>34</b>	<b>37</b>	<b>42</b>	<b>46</b>	<b>52</b>	<b>46</b>
Kathy Boyanovich	62	93	—	—	—	—	—	—	—	—	102	102	118	118	124	—	—
Boyanovich/Kenoyer	—	59	—	—	—	—	—	—	—	—	—	—	—	—	—	—	—
Boyanovich/Wojdylo	—	—	—	—	—	—	—	—	30	30	54	54	47	47	—	57	—

**Team High: 16 • Singles High: Kathy Boyanovich (62) • Doubles High: Boyanovich/Wojdylo (30)**

2003-04	#1	#2	#3	#4	#5	#6	#7	#8	#9	#10	#11	#12	#13	#14	#15	Final
<b>South Carolina</b>	—	<b>47</b>	<b>47</b>	<b>47</b>	<b>48</b>	<b>46</b>	<b>46</b>	<b>30</b>	<b>31</b>	<b>33</b>	<b>36</b>	<b>33</b>	<b>34</b>	<b>33</b>	<b>33</b>	<b>33</b>
Danielle Wiggins	—	—	—	—	85	85	54	54	73	73	30	30	34	35	35	36

**Team High: 30 • Singles High: Danielle Wiggins (30) • Doubles High: N/A**

2004-05	#1	#2	#3	#4	#5	#6	#7	#8	#9	#10	#11	#12	#13	#14	#15	#16	Final
<b>South Carolina</b>	—	<b>36</b>	<b>36</b>	<b>28</b>	<b>30</b>	<b>28</b>	<b>26</b>	<b>31</b>	<b>24</b>	<b>27</b>	<b>24</b>	<b>25</b>	<b>23</b>	<b>24</b>	<b>21</b>	<b>22</b>	<b>23</b>
Laura Ganzer	—	—	—	—	—	—	—	—	—	91	91	110	110	117	—	—	—
Christyn Lucas	111	—	—	—	—	—	—	—	—	—	—	94	94	97	97	101	93
Danielle Wiggins	25	—	—	—	—	—	—	—	—	—	—	—	—	—	—	—	—

**Team High: 21 • Singles High: Danielle Wiggins (25) • Doubles High: N/A**

2005-06	#1	#2	#3	#4	#5	#6	#7	#8	#9	#10	#11	#12	#13	#14	#15	#16	Final
<b>South Carolina</b>	—	<b>22</b>	<b>24</b>	<b>27</b>	<b>26</b>	<b>24</b>	<b>24</b>	<b>19</b>	<b>30</b>	<b>34</b>	<b>34</b>	<b>38</b>	<b>40</b>	<b>39</b>	<b>38</b>	<b>36</b>	<b>41</b>
Laura Ganzer	107	—	—	—	—	—	—	—	—	—	—	—	—	—	—	—	—
Christyn Lucas	63	—	—	—	—	—	—	—	—	—	—	—	—	—	—	—	—
Gira Schofield	—	T-59	T-59	T-59	T-59	T-59	46	60	60	68	68	53	53	51	48	48	54
Natasa Vuckovic	—	62	62	62	62	62	—	88	88	115	115	122	122	—	—	—	—
Danielle Wiggins	121	—	—	—	—	—	—	—	—	—	—	—	—	—	—	—	—

**Team High: 19 • Singles High: Gira Schofield (46) • Doubles High: N/A**

2006-07	#1	#2	#3	#4	#5	#6	#7	#8	#9	#10	#11	#12	#13	#14	#15	#16	Final
<b>South Carolina</b>	—	<b>38</b>	<b>34</b>	<b>34</b>	<b>33</b>	<b>34</b>	<b>38</b>	<b>53</b>	<b>34</b>	<b>34</b>	<b>32</b>	<b>22</b>	<b>23</b>	<b>23</b>	<b>23</b>	<b>25</b>	<b>32</b>
Gira Schofield	39	—	—	—	—	—	—	119	119	118	118	55	55	63	50	47	53
Natasa Vuckovic	93	—	—	—	—	—	—	—	—	125	125	—	—	—	—	—	—
Ana Marija Zubori	—	—	—	—	—	—	—	—	—	—	—	—	—	83	106	109	108
Ganzer/Pinto	—	—	—	—	—	—	—	44	44	—	—	—	—	—	—	—	—
Lucas/Vuckovic	—	—	—	—	—	—	—	—	—	—	—	—	—	—	58	57	—
Schofield/Vuckovic	37	—	—	—	—	—	—	—	—	—	—	—	—	—	—	—	—
Schofield/Zubori	—	—	—	—	—	41	41	28	28	18	18	32	32	38	40	35	40

**Team High: 22 • Singles High: Gira Schofield (39) • Doubles High: Schofield/Zubori (18)**

2007-08	#1	#2	#3	#4	#5	#6	#7	#8	#9	#10	#11	#12	#13	#14	#15	#16	Final
<b>South Carolina</b>	—	<b>30</b>	<b>29</b>	<b>31</b>	<b>32</b>	<b>31</b>	<b>30</b>	<b>29</b>	<b>33</b>	<b>33</b>	<b>34</b>	<b>30</b>	<b>32</b>	<b>31</b>	<b>32</b>	<b>32</b>	<b>32</b>
Gira Schofield	36	26	26	26	26	35	35	23	23	44	44	44	44	45	48	45	40
Ana Marija Zubori	77	73	73	73	73	56	56	69	69	75	75	70	70	85	73	74	73
Schofield/Zubori	23	9	9	9	9	17	17	19	19	33	33	37	37	34	35	34	34

**Team High: 29 • Singles High: Gira Schofield (26) • Doubles High: Schofield/Zubori (9)**

2008-09	#1	#2	#3	#4	#5	#6	#7	#8	#9	#10	#11	#12	#13	#14	#15	#16	Final
<b>South Carolina</b>	—	<b>33</b>	<b>33</b>	<b>32</b>	<b>31</b>	<b>30</b>	<b>28</b>	<b>29</b>	<b>22</b>	<b>33</b>	<b>40</b>	<b>30</b>	<b>24</b>	<b>20</b>	<b>22</b>	<b>22</b>	<b>17</b>
Gira Schofield	31	71	71	71	71	19	19	33	33	34	34	59	59	41	46	43	33
Ana Marija Zubori	54	14	14	14	14	35	35	49	49	41	41	52	52	51	43	48	43
Jocic/Schofield	—	—	—	—	—	—	—	—	—	—	—	—	—	—	—	—	72
Schofield/Zubori	19	—	—	—	—	—	—	—	—	—	—	—	—	—	—	—	—
Vuckovic/Zubori	—	33	33	33	33	58	58	45	45	78	78	63	63	40	37	27	27

**Team High: 17 • Singles High: Ana Marija Zubori (14) • Doubles High: Schofield/Zubori (19)**

2009-10	#1	#2	#3	#4	#5	#6	#7	#8	#9	#10	#11	#12	#13	#14	#15	#16	#17	Final
<b>South Carolina</b>	—	<b>17</b>	<b>16</b>	<b>22</b>	<b>22</b>	<b>24</b>	<b>38</b>	<b>58</b>	<b>20</b>	<b>22</b>	<b>20</b>	<b>19</b>	<b>15</b>	<b>18</b>	<b>16</b>	<b>17</b>	<b>18</b>	<b>19</b>
Anya Morgina	—	69	69	69	69	82	82	111	111	—	—	107	107	110	125	118	111	105
Dijana Stojic	114	—	—	—	—	—	—	—	—	—	—	—	—	93	108	83	87	85
Ana Marija Zubori	T-29	38	38	38	38	66	66	72	72	92	92	75	75	53	48	54	39	40
Stojic/Zubori	—	—	—	—	—	—	—	—	20	20	24	24	18	18	14	15	17	17

**Team High: 15 • Singles High: Ana Marija Zubori (T-29) • Doubles High: Stojic/Zubori (14)**