



2012-13 SOUTH CAROLINA BASKETBALL

OPENING TIP

Date: Sunday, Nov. 11, 2012
Tipoff: 3:06 p.m. ET
Location: Columbia, S.C.
Arena: Colonial Life Arena (18,000)
Series: First Meeting
Television: FSN
Talent: Dave Neal (pxp), Larry Conley (analyst)
Radio: Gamecock IMG Radio Network
Talent: Andy Demetra (pxp), Casey Manning (analyst)
Tickets: 1-800-4SC-FANS; GamecocksOnline.com/tickets
Live Stats: GamecocksOnline.com

GAME 1



**SOUTH CAROLINA
 GAMECOCKS
 (0-0)**

- VS -

**MILWAUKEE
 PANTHERS
 (1-0)**



Ranking: AP/Coaches (-/-)
Head Coach: Frank Martin
Record at SC: First Season
Career Rec.: 117-54
vs. UWM: 0-0
SID: Emily Feeney-Molinary

Top Returners (per game)
Points: Ellington (11.0)
Rebounds: Slawson (4.0)
Assists: Ellington (3.1)
Blocks: Slawson (0.6)
Steals: Jackson (0.8)

Ranking: AP/Coaches (-/-)
Head Coach: Rob Jeter
Record at UWM: 122-102 (8th)
Career Rec.: Same
vs. SC: 0-0
SID: Kevin O'Connor

Stat Leaders (per game):
Points: Kelm (15.0)
Rebounds: Haarsma (8.0)
Assists: Aaron (7.0)
Blocks: Harris (2.0)
Steals: 5 with 1.0

2011-12 SCHEDULE

DATE	OPPONENT (TV)	TIME/RESULT
O. 30	Kentucky Wesleyan +	W, 68-67
N. 11	Milwaukee & (FSN)	3 p.m.
N. 16	Morgan State (SS)	7 p.m.
N. 19	Rider & (FSS/FSCR)	7 p.m.
N. 21	Elon	7 p.m.
N. 24	vs. Missouri State ^	7 p.m.
N. 25	vs. SMU/UALR ^	TBA
N. 29	at St. John's % (ESPNU)	7:30 p.m.
D. 2	Clemson (ESPNU)	12 p.m.
D. 7	Jacksonville (FSS/FSCR)	7 p.m.
D. 19	Appalachian State (FSS/FSCR)	5 p.m.
D. 22	vs. Manhattan #	5:30 p.m.
D. 29	Presbyterian (CSS)	1 p.m.
J. 5	SC State (FSN)	1:30 p.m.
J. 9	at Mississippi State* (ESPN3)	8 p.m.
J. 12	Auburn* (SECN)	1:30 p.m.
J. 16	at LSU* (ESPN3)	8 p.m.
J. 19	Vanderbilt* (SECN)	1:30 p.m.
J. 22	at Missouri* (ESPNU)	7 p.m.
J. 26	Arkansas* (SECN)	1:30 p.m.
J. 30	at Florida* (SECN)	8 p.m.
F. 2	Georgia* (SECN)	1:30 p.m.
F. 5	at Kentucky* (ESPNU)	9 p.m.
F. 10	Tennessee* (FSN)	1 p.m.
F. 14	LSU* (ESPN/2)	7 p.m.
F. 16	at Alabama* (SECN)	4 p.m.
F. 20	Ole Miss* (CSS)	7 p.m.
F. 23	at Georgia* (CBS Sports)	2 p.m.
F. 28	Missouri* (ESPN/2)	9 p.m.
M. 2	at Texas A&M* (ESPNU)	7 p.m.
M. 6	Mississippi State* (ESPN3)	7 p.m.
M. 9	at Vanderbilt* (SECN)	1:30 p.m.
M. 13-17	SEC Tournament (Nashville)	TBA
M. 19-A. 4	NCAA Tournament	TBA

All home games in **bold** | All times listed Eastern
 * indicates SEC contest | + indicates exhibition | **SS**-SportSouth | **SECN**-SEC Network | **CSS**-CharterSports SE | &-Hoops For Hope Classic (Columbia, S.C.) | ^-Hoops For Hope Classic (Puerto Vallarta, Mexico) | %-SEC/BIG EAST Challenge | #-Brooklyn Hoops Holiday Invitational (Brooklyn, N.Y.)

PROBABLE STARTERS

South Carolina	Ht.	Wt.	Yr.	Hometown	PPG*	RPG*	MPG*
G - #5 Eric Smith	5-11	205	Jr.	Mullins, S.C.	4.1	0.9	14.3
G - #1 Brenton Williams	5-11	175	Jr.	Kissimme, Fla.	6.1	0.8	14.0
F - #30 Lakeem Jackson	6-5	235	Sr.	Charlotte, N.C.	3.2	2.7	17.0
F - #33 RJ Slawson	6-8	220	Jr.	Charleston, S.C.	4.5	4.0	17.8
F - #24 Michael Carrera	6-5	212	Fr.	Anzoátegui, Venezuela	-	-	-

* based on 2011-12 season

Milwaukee	Ht.	Wt.	Yr.	Hometown	PPG	RPG	MPG
G - #1 Jordan Aaron	5-10	160	Jr.	Bronx, N.Y.	12.0	2.0	29.0
G - #10 Thierno Niang	6-1	205	Jr.	Dakar, Senegal	11.0	2.0	22.0
F - #45 Christian Wolf	6-9	250	Sr.	Kohler, Wis.	5.0	1.0	14.0
F - #15 Demetrius Harris	6-7	230	Sr.	Jacksonville, Ark.	6.0	1.0	16.0
F - #42 James Haarsma	6-7	230	Sr.	Racine, Wis.	4.0	8.0	26.0

CAROLINA QUICK HITS
















- South Carolina is in its 105th season of basketball.
- The Gamecocks are led by first-year head coach Frank Martin. His associate head coach is Brad Underwood and his assistant coaches are Matt Figger and Lamont Evans. Andy Assaley is the director of basketball operations.
- South Carolina returns nine letterwinners from last year's squad, including senior forward Lakeem Jackson, the lone returning senior.
- The contest vs. Milwaukee is part of the Hoops For Hope Classic. The Gamecocks will host Rider as part of the tournament on Nov. 19 before two contests in Puerto Vallarta, Mexico, to conclude tournament play.
- For the fifth-consecutive season, South Carolina opened its campaign with an exhibition win against Kentucky Wesleyan. The Gamecocks defeated the Panthers 75-55 during the 2008-09 campaign, earned a 78-55 win in 2009-10, collected a 71-58 victory over KWC to open the 2010-11 campaign and posted a 69-59 win vs. the Panthers last season. A lay-up from junior guard Brenton Williams with just 2.6 seconds left on the clock propelled Carolina to a 68-67 victory vs. KWC on Oct. 30.
- Williams was the high scorer in the exhibition with 22 points on 5-of-9 shooting from the floor and a 9-of-10 effort from the free throw line. Senior forward Lakeem Jackson posted a double-double with 13 points and 10 rebounds.
- Carolina owns a 75-29 (.721) all-time record in season openers, including a perfect 10-0 record in the last 10 seasons. The last season-opening loss for the Gamecocks came against the Ohio Valley's Tennessee Tech during the 2000-01 season, as the Golden Eagles edged the Gamecocks, 73-67. The Gamecocks earned a 75-50 win over Western Carolina in the 2011-12 season opener.
- The Gamecocks welcome four newcomers to their squad this fall. Laimonas Chatkevicius (Fr., 6-11, F), Mindaugas Kacinas (Fr., 6-7, F), Michael Carrera (Fr., 6-5, F) and LaShay Page (Sr., 6-2, G) will don the Garnet and Black this fall. Page is a one-year transfer from Southern Mississippi.
- South Carolina returns 80.3 percent of its 3-point field goals from last season. Returners combined to hit 164 of the 204 attempts from beyond the arc last year.
- Entering the regular season, sophomore guard Damien Leonard is the top returning scorer with 6.8 points per game last season. Junior guard Bruce Ellington led all returners with 11.0 points per game, but Ellington will not join the basketball squad until the end of the football season.





SOUTH CAROLINA GAMECOCKS

OVERALL: 0-0; SEC: 0-0; HOME: 0-0; AWAY: 0-0; NEUTRAL: 0-0

0		<p>LASHAY PAGE - Sr. - G - 6-2 - 195 - Dillon, S.C.</p> <table border="1"> <thead> <tr> <th>MIN</th> <th>PTS</th> <th>RBS</th> <th>AST</th> <th>FG%</th> <th>3FG%</th> <th>FT%</th> </tr> </thead> <tbody> <tr> <td>36.8</td> <td>11.6</td> <td>3.4</td> <td>0.8</td> <td>38.0</td> <td>35.2</td> <td>82.1</td> </tr> </tbody> </table> <ul style="list-style-type: none"> • Transfer from Southern Miss; helped lead Golden Eagles to NCAA Tournament last season averaging 11.6 points per game • Has missed several preseason practices due to a hamstring strain; returned to practice on Nov. 7; expected to play against Milwaukee 	MIN	PTS	RBS	AST	FG%	3FG%	FT%	36.8	11.6	3.4	0.8	38.0	35.2	82.1
MIN	PTS	RBS	AST	FG%	3FG%	FT%										
36.8	11.6	3.4	0.8	38.0	35.2	82.1										
1		<p>BRENTON WILLIAMS - Jr. - G - 5-11 - 175 - Kissimmee, Fla.</p> <table border="1"> <thead> <tr> <th>MIN</th> <th>PTS</th> <th>RBS</th> <th>AST</th> <th>FG%</th> <th>3FG%</th> <th>FT%</th> </tr> </thead> <tbody> <tr> <td>14.0</td> <td>6.1</td> <td>0.8</td> <td>0.6</td> <td>39.3</td> <td>39.4</td> <td>82.1</td> </tr> </tbody> </table> <ul style="list-style-type: none"> • Junior guard who transferred from Santa Fe College prior to 2011-12 campaign • Finished sophomore campaign on a high note, scoring 13 points in 13 minutes vs. Alabama in SEC Tourney • Could see time at the point guard position this season 	MIN	PTS	RBS	AST	FG%	3FG%	FT%	14.0	6.1	0.8	0.6	39.3	39.4	82.1
MIN	PTS	RBS	AST	FG%	3FG%	FT%										
14.0	6.1	0.8	0.6	39.3	39.4	82.1										
2		<p>BRIAN RICHARDSON - Jr. - G - 6-4 - 175 - Wilson, N.C.</p> <table border="1"> <thead> <tr> <th>MIN</th> <th>PTS</th> <th>RBS</th> <th>AST</th> <th>FG%</th> <th>3FG%</th> <th>FT%</th> </tr> </thead> <tbody> <tr> <td>12.3</td> <td>3.2</td> <td>1.0</td> <td>0.4</td> <td>29.9</td> <td>23.3</td> <td>63.6</td> </tr> </tbody> </table> <ul style="list-style-type: none"> • Junior guard who averages 4.7 points in 16.2 minutes per game in his career • Posted six points and five rebounds in exhibition vs. Kentucky Wesleyan on Oct. 30 	MIN	PTS	RBS	AST	FG%	3FG%	FT%	12.3	3.2	1.0	0.4	29.9	23.3	63.6
MIN	PTS	RBS	AST	FG%	3FG%	FT%										
12.3	3.2	1.0	0.4	29.9	23.3	63.6										
5		<p>ERIC SMITH - Jr. - G - 5-11 - 205 - Mullins, S.C.</p> <table border="1"> <thead> <tr> <th>MIN</th> <th>PTS</th> <th>RBS</th> <th>AST</th> <th>FG%</th> <th>3FG%</th> <th>FT%</th> </tr> </thead> <tbody> <tr> <td>14.3</td> <td>4.1</td> <td>0.9</td> <td>1.2</td> <td>41.2</td> <td>40.0</td> <td>61.1</td> </tr> </tbody> </table> <ul style="list-style-type: none"> • Junior who looks to be the starting point guard • Averaged 1.2 assists per game last season; including 2.4 per game in the first five games of the year • Scored 11 points and dished two assists, with one steal in exhibition vs. KWC 	MIN	PTS	RBS	AST	FG%	3FG%	FT%	14.3	4.1	0.9	1.2	41.2	40.0	61.1
MIN	PTS	RBS	AST	FG%	3FG%	FT%										
14.3	4.1	0.9	1.2	41.2	40.0	61.1										
12		<p>AUSTIN CONSTABLE - Fr. - G - 6-0 - 175 - West Chester, Pa.</p> <table border="1"> <thead> <tr> <th>MIN</th> <th>PTS</th> <th>RBS</th> <th>AST</th> <th>FG%</th> <th>3FG%</th> <th>FT%</th> </tr> </thead> <tbody> <tr> <td>-</td> <td>-</td> <td>-</td> <td>-</td> <td>-</td> <td>-</td> <td>-</td> </tr> </tbody> </table> <ul style="list-style-type: none"> • Walk-on guard • Averaged 18 points and 4.0 assists per game during senior season at Henderson High School in West Chester, Pa. 	MIN	PTS	RBS	AST	FG%	3FG%	FT%	-	-	-	-	-	-	-
MIN	PTS	RBS	AST	FG%	3FG%	FT%										
-	-	-	-	-	-	-										
14		<p>LAIMONAS CHATKEVICIUS - Fr. - F - 6-11 - 255 - Klaipeda, Lithuania</p> <table border="1"> <thead> <tr> <th>MIN</th> <th>PTS</th> <th>RBS</th> <th>AST</th> <th>FG%</th> <th>3FG%</th> <th>FT%</th> </tr> </thead> <tbody> <tr> <td>-</td> <td>-</td> <td>-</td> <td>-</td> <td>-</td> <td>-</td> <td>-</td> </tr> </tbody> </table> <ul style="list-style-type: none"> • Tallest player on the team that Martin says "has an ability to pass and shoot the basketball with an understanding of how to play the game..." • Scored four points and posted four blocks in 17 minutes against Kentucky Wesleyan in exhibition play 	MIN	PTS	RBS	AST	FG%	3FG%	FT%	-	-	-	-	-	-	-
MIN	PTS	RBS	AST	FG%	3FG%	FT%										
-	-	-	-	-	-	-										
23		<p>BRUCE ELLINGTON - Jr. - G - 5-9 - 197 - Moncks Corner, S.C.</p> <table border="1"> <thead> <tr> <th>MIN</th> <th>PTS</th> <th>RBS</th> <th>AST</th> <th>FG%</th> <th>3FG%</th> <th>FT%</th> </tr> </thead> <tbody> <tr> <td>29.0</td> <td>11.0</td> <td>2.3</td> <td>3.1</td> <td>35.7</td> <td>33.1</td> <td>76.5</td> </tr> </tbody> </table> <ul style="list-style-type: none"> • Junior guard who will not join the basketball team until the conclusion of the football season. • Top returning scorer with 11.0 points per game 	MIN	PTS	RBS	AST	FG%	3FG%	FT%	29.0	11.0	2.3	3.1	35.7	33.1	76.5
MIN	PTS	RBS	AST	FG%	3FG%	FT%										
29.0	11.0	2.3	3.1	35.7	33.1	76.5										
24		<p>MICHAEL CARRERA - Fr. - F - 6-5 - 212 - Anzoátegui, Venezuela</p> <table border="1"> <thead> <tr> <th>MIN</th> <th>PTS</th> <th>RBS</th> <th>AST</th> <th>FG%</th> <th>3FG%</th> <th>FT%</th> </tr> </thead> <tbody> <tr> <td>-</td> <td>-</td> <td>-</td> <td>-</td> <td>-</td> <td>-</td> <td>-</td> </tr> </tbody> </table> <ul style="list-style-type: none"> • High-energy player with a great ability to rebound the basketball • Scored 12 points, including a 10-of-13 mark from the free throw line, while collecting seven rebounds in 19 minutes against KWC in exhibition 	MIN	PTS	RBS	AST	FG%	3FG%	FT%	-	-	-	-	-	-	-
MIN	PTS	RBS	AST	FG%	3FG%	FT%										
-	-	-	-	-	-	-										
25		<p>MINDAUGAS KACINAS - Fr. - F - 6-7 - 210 - Klaipeda, Lithuania</p> <table border="1"> <thead> <tr> <th>MIN</th> <th>PTS</th> <th>RBS</th> <th>AST</th> <th>FG%</th> <th>3FG%</th> <th>FT%</th> </tr> </thead> <tbody> <tr> <td>-</td> <td>-</td> <td>-</td> <td>-</td> <td>-</td> <td>-</td> <td>-</td> </tr> </tbody> </table> <ul style="list-style-type: none"> • Freshman forward who has the ability to shoot the ball from the perimeter • Hampered by an ankle sprain; has missed several practices and the exhibition • Returned to practice on Nov. 6; expected to play vs. Milwaukee 	MIN	PTS	RBS	AST	FG%	3FG%	FT%	-	-	-	-	-	-	-
MIN	PTS	RBS	AST	FG%	3FG%	FT%										
-	-	-	-	-	-	-										
30		<p>LAKEEM JACKSON - Sr. - G - 6-5 - 235 - Charlotte, N.C.</p> <table border="1"> <thead> <tr> <th>MIN</th> <th>PTS</th> <th>RBS</th> <th>AST</th> <th>FG%</th> <th>3FG%</th> <th>FT%</th> </tr> </thead> <tbody> <tr> <td>17.0</td> <td>3.2</td> <td>2.7</td> <td>1.4</td> <td>47.3</td> <td>0.0</td> <td>37.5</td> </tr> </tbody> </table> <ul style="list-style-type: none"> • Senior forward who looks to have a breakout season in 2012-13 • Posted a double-double with 13 points and 10 rebounds in exhibition vs. KWC • Saw time at the point guard position early last season • Career averages (88 games); 6.0 points, 4.4 rebounds, 1.9 assists, 1.1 steals 	MIN	PTS	RBS	AST	FG%	3FG%	FT%	17.0	3.2	2.7	1.4	47.3	0.0	37.5
MIN	PTS	RBS	AST	FG%	3FG%	FT%										
17.0	3.2	2.7	1.4	47.3	0.0	37.5										
32		<p>DAMIEN LEONARD - So. - G - 6-4 - 190 - Greenville, S.C.</p> <table border="1"> <thead> <tr> <th>MIN</th> <th>PTS</th> <th>RBS</th> <th>AST</th> <th>FG%</th> <th>3FG%</th> <th>FT%</th> </tr> </thead> <tbody> <tr> <td>21.0</td> <td>6.8</td> <td>1.4</td> <td>0.5</td> <td>30.9</td> <td>31.6</td> <td>60.0</td> </tr> </tbody> </table> <ul style="list-style-type: none"> • Sophomore shooting guard who averaged 6.8 points per game last season as a freshman • Suffered a broken nose during preseason practice, which required surgery • Expected to play vs. Milwaukee 	MIN	PTS	RBS	AST	FG%	3FG%	FT%	21.0	6.8	1.4	0.5	30.9	31.6	60.0
MIN	PTS	RBS	AST	FG%	3FG%	FT%										
21.0	6.8	1.4	0.5	30.9	31.6	60.0										
33		<p>RJ SLAWSON - Jr. - F - 6-8 - 220 - Charleston, S.C.</p> <table border="1"> <thead> <tr> <th>MIN</th> <th>PTS</th> <th>RBS</th> <th>BLK</th> <th>FG%</th> <th>3FG%</th> <th>FT%</th> </tr> </thead> <tbody> <tr> <td>17.8</td> <td>4.5</td> <td>4.0</td> <td>0.6</td> <td>43.7</td> <td>26.8</td> <td>62.2</td> </tr> </tbody> </table> <ul style="list-style-type: none"> • Junior forward who looks to take on a bigger role in 2012-13 • Struggled in exhibition vs. KWC, collecting just one rebound in 22 minutes • Saw action in all 31 games last season with 5 starts; averaged 4.5 points, 4.0 rebounds per game 	MIN	PTS	RBS	BLK	FG%	3FG%	FT%	17.8	4.5	4.0	0.6	43.7	26.8	62.2
MIN	PTS	RBS	BLK	FG%	3FG%	FT%										
17.8	4.5	4.0	0.6	43.7	26.8	62.2										
35		<p>BRIAN STEELE - Fr. - F - 6-5 - 196 - Greenville, S.C.</p> <table border="1"> <thead> <tr> <th>MIN</th> <th>PTS</th> <th>RBS</th> <th>AST</th> <th>FG%</th> <th>3FG%</th> <th>FT%</th> </tr> </thead> <tbody> <tr> <td>-</td> <td>-</td> <td>-</td> <td>-</td> <td>-</td> <td>-</td> <td>-</td> </tr> </tbody> </table> <ul style="list-style-type: none"> • Walk-on forward • Named all-state, all-region and all-county during prep career • 1,000 point scorer during high school career; averaged 17.0 points per game during senior season 	MIN	PTS	RBS	AST	FG%	3FG%	FT%	-	-	-	-	-	-	-
MIN	PTS	RBS	AST	FG%	3FG%	FT%										
-	-	-	-	-	-	-										
45		<p>CARLTON GEATHERS - R-So. - F - 6-10 - 255 - Georgetown, S.C.</p> <table border="1"> <thead> <tr> <th>MIN</th> <th>PTS</th> <th>RBS</th> <th>AST</th> <th>FG%</th> <th>3FG%</th> <th>FT%</th> </tr> </thead> <tbody> <tr> <td>7.8</td> <td>1.0</td> <td>1.5</td> <td>0.6</td> <td>43.5</td> <td>0.0</td> <td>66.7</td> </tr> </tbody> </table> <ul style="list-style-type: none"> • Sophomore forward who suffered a fractured knee cap over the summer and continues to be out indefinitely. 	MIN	PTS	RBS	AST	FG%	3FG%	FT%	7.8	1.0	1.5	0.6	43.5	0.0	66.7
MIN	PTS	RBS	AST	FG%	3FG%	FT%										
7.8	1.0	1.5	0.6	43.5	0.0	66.7										
55		<p>SHANE PHILLIPS - Sr. - G - 5-10 - 170 - Pittsburgh, Pa.</p> <table border="1"> <thead> <tr> <th>MIN</th> <th>PTS</th> <th>RBS</th> <th>AST</th> <th>FG%</th> <th>3FG%</th> <th>FT%</th> </tr> </thead> <tbody> <tr> <td>2.0</td> <td>1.0</td> <td>0.0</td> <td>0.0</td> <td>0.0</td> <td>0.0</td> <td>50.0</td> </tr> </tbody> </table> <ul style="list-style-type: none"> • Senior walk-on guard who is expected to see playing time this season • Saw action in one contest last season, scoring one point 	MIN	PTS	RBS	AST	FG%	3FG%	FT%	2.0	1.0	0.0	0.0	0.0	0.0	50.0
MIN	PTS	RBS	AST	FG%	3FG%	FT%										
2.0	1.0	0.0	0.0	0.0	0.0	50.0										

INTERVIEW POLICIES

All interview requests must be made in advance to SID Emily Feeney-Molinary in the South Carolina Media Relations Office. Beginning with the start of practice in October, Feeney-Molinary will release a weekly coach and student-athlete availability schedule to media on Monday's.

Post-Game Interview Policy: After each home game, the visiting coach will address the media first, followed by South Carolina student-athletes then South Carolina head coach Frank Martin. (Depending on deadline, this may be altered on a game-by-game basis).

Road Interview Policy: Interviews with Coach Martin while on the road will be scheduled according to the home post-game media procedure. No student-athlete interviews are allowed until after the game once the team leaves Columbia.

All interviews are to be coordinated through the Media Relations Office. This allows the staff to arrange the interview when it best suits the student-athlete's and the reporter's schedules. Please contact the Media Relations Office in advance to make your interview requests. Media are not permitted to contact student-athletes on their own at any time.

All interviews will take place at the designated media interview site for that day as listed in the weekly availability schedule or in the Media Relations Office.

Dormitory, apartment and cell phone numbers for student-athletes will not be provided to the media. Should you need to conduct a telephone interview with a student-athlete, a call will be placed to you from the student-athlete at a mutually agreeable time.

SOUTH CAROLINA MEDIA RELATIONS

Emily Feeney-Molinary, primary contact

Assistant Director

cell: 803-727-3284

e-mail: efeeney@mailbox.sc.edu

Website: www.GamecocksOnline.com

Facebook: www.Facebook.com/gamecocksonline

Twitter: @GamecockMBB

STAT COMPARISON

	SC*	UWM
Record	10-21	1-0
Conference Record	2-14	0-0
Current Streak	-	-
Scoring Avg.	61.4	76.0
Opponent Scoring Avg.	65.0	46.0
Scoring Margin	-3.6	+30.0
Field Goal %	.402	.431
Opponent Field Goal %	.446	.327
3-Point Field Goal %	.326	.433
Opponent 3-Point Field Goal %	.379	.143
3-Point Field Goal Made PG	6.6	13.0
3-Point Field Goal Attempts PG	20.2	30.0
Free Throw %	.701	.813
Opponent Free Throw %	.704	.700
Rebounding Avg.	31.3	36.0
Opponent Rebounding Avg.	33.3	35.0
Rebounding Margin	-2.0	+1.0
Turnovers Avg.	12.8	8.0
Opponent Turnover Avg.	14.2	15.0
Assists Avg.	10.0	15.0
Blocks Avg.	4.9	4.0
Steals Avg.	6.8	5.0

* based on 2011-12 season

WEEKLY MEDIA AVAILABILITY (NOV. 11-17)

SUNDAY Nov. 11	MONDAY Nov. 12	TUESDAY Nov. 13	WEDNESDAY Nov. 14	THURSDAY Nov. 15	FRIDAY Nov. 16	SATURDAY Nov. 17
No Availability	No Availability	No Availability	Frank Martin Weekly Press Conference 11 a.m., CLA	No Availability	vs. Morgan State, 7 p.m. SportSouth CLA	No Availability

* All practices are closed • please contact SID Emily Feeney-Molinary for all media requests

A SOUTH CAROLINA WIN WOULD ...

- Be South Carolina's 12th-straight victory in a season opener
- Continue Frank Martin's streak of a perfect record in season openers
- Be Carolina's first win vs. a member of the Horizon League since a 65-35 victory against Detroit on Dec. 31, 2005

■ Carolina owns a 4-2 record against current schools in the Horizon League, including a 3-1 mark in home contests. The last time the Gamecocks played against a school from the league was during the 2005-06 campaign when South Carolina posted a 65-35 win vs. Detroit in Columbia.

SCOUTING MILWAUKEE

UWM returns three starters and eight letterwinners from a team that posted a 20-14 mark a season ago when the Panthers qualified for the postseason for the second year in a row, earning a spot in the College Basketball Invitational. Milwaukee's season ended with a loss at TCU in the first round of the postseason. Milwaukee aims for its third 20-win season in the last four years along with its ninth top four league finish in 11 years in 2012-13. The team is led by Rob Jeter, long-time assistant at Wisconsin, in his eighth season. The Panthers posted a convincing 76-46 victory over Mary on Friday night in their season opener in Milwaukee. UWM shot 43.1 percent from the floor, with forward Kyle Kelm leading three in double-figures with 15 points.

BY THE NUMBERS

56.5 - The Gamecocks return just 56.5 percent of its scoring from a year ago. The team will miss the 380 points scored from graduated senior Malik Cooke.

23.4 - Frank Martin's teams average 23.4 wins per year, with each of his teams posting at least 21 victories every season. He led his Kansas State teams to five postseason appearances, including four trips to the NCAA Tournament.

22 - Junior guard Brenton Williams scored 22 points in the exhibition victory vs. Kentucky Wesleyan on Oct. 30. If a regular-season contest, the mark would have been a career high in points for the Kissimmee, Fla., native, while his nine made free throws would have also set a career high.

NON-CONFERENCE SCHEDULE

The 2012-13 non-conference slate features 10 home dates, including one exhibition, to be played at Colonial Life Arena, two trips to New York City and an international visit to Puerto Vallarta, Mexico, to highlight the lineup. In the non-conference portion of its schedule, the Gamecocks will take part in three events, including the Hoops for Hope Classic with games in Columbia and Puerto Vallarta, Mexico, the annual SEC/BIG EAST Challenge, as well as the Brooklyn Hoops Holiday Invitational. The latter two will see the Gamecocks travel to New York City.

UP NEXT FOR THE GAMECOCKS

South Carolina welcomes Morgan State to Colonial Life Arena on Nov. 16 for a 7 p.m. ET matchup. The contest will be televised on SportSouth.

2013 SEC TOURNAMENT

The 2013 SEC Men's Basketball Tournament will be played March 13-17 at Bridgestone Arena in Nashville, Tenn. The men's basketball tournament has expanded to include all 14 teams and will be seeded 1-14. The tournament will begin on Wednesday, March 13 with matchups between the No. 11 and No. 14 seeds and the No. 12 and No. 13 seeds. The winners will advance to meet the sixth and fifth seeds, respectively, on Thursday. Also playing on Thursday will be the No. 8 and No. 9 seeds and the No. 7 and No. 10 seeds. The top four seeds in the tournament will receive byes until Friday's quarterfinal round.

► ASSOCIATED PRESS TOP 25

Preseason

Rk.	Team	Record	Pts.
1	Indiana (43)	0-0	1,592
2	Louisville (20)	0-0	1,568
3	Kentucky (2)	0-0	1,453
4	Ohio State	0-0	1,292
5	Michigan	0-0	1,290
6	North Carolina State	0-0	1,270
7	Kansas	0-0	1,210
8	Duke	0-0	1,094
9	Syracuse	0-0	1,062
10	Florida	0-0	936
11	North Carolina	0-0	904
12	Arizona	0-0	902
13	UCLA	0-0	840
14	Michigan State	0-0	789
15	Missouri	0-0	664
16	Creighton	0-0	622
17	Memphis	0-0	539
18	UNLV	0-0	488
19	Baylor	0-0	486
20	San Diego State	0-0	463
21	Gonzaga	0-0	384
22	Notre Dame	0-0	297
23	Wisconsin	0-0	285
24	Cincinnati	0-0	120
25	Florida State	0-0	101

Others receiving votes: Murray State 59, Virginia Commonwealth 58, Texas 46, Saint Louis 46, Minnesota 40, Butler 33, Pittsburgh 32, Saint Joseph's 25, Marquette 23, Tennessee 15, Oklahoma State 14, Kansas State 12, Georgetown 9, New Mexico 9, Ohio 9, Miami (FL) 8, Saint Mary's 6, West Virginia 6, Davidson 5, Drexel 5, Northern Iowa 5, Valparaiso 3, Stanford 2, Lehigh 2, Colorado State 1, Oral Roberts 1

Dropped from rankings: Marquette 11, Murray State 12, Georgetown 15, Wichita State 18, Vanderbilt 20, New Mexico 21, Saint Mary's 24

► ESPN/USA TODAY TOP 25

Preseason

Rk.	Team	Record	Pts.
1	Indiana (21)	0-0	761
2	Louisville (5)	0-0	738
3	Kentucky (5)	0-0	718
4	Ohio State	0-0	617
5	Michigan	0-0	605
6	North Carolina State	0-0	581
7	Kansas	0-0	563
8	Duke	0-0	516
9	Syracuse	0-0	502
10	Florida	0-0	422
11	Arizona	0-0	411
12	North Carolina	0-0	401
13	UCLA	0-0	396
14	Michigan State	0-0	391
15	Creighton	0-0	325
16	Memphis	0-0	307
17	Missouri	0-0	289
18	Baylor	0-0	266
19	UNLV	0-0	203
20	San Diego State	0-0	196
21	Wisconsin	0-0	191
22	Gonzaga	0-0	166
23	Notre Dame	0-0	122
24	Florida State	0-0	61
24	Texas	0-0	61

Others receiving votes: Saint Louis 58, Virginia Commonwealth 40, Cincinnati 33, Murray State 30, Kansas State 13, Saint Mary's 11, New Mexico 10, Tennessee 10, Minnesota 9, Pittsburgh 9, Marquette 8, Stanford 7, Oklahoma State 6, Butler 6, Colorado State 4, Middle Tennessee 3, Saint Joseph's 2, Drexel 2, Georgia 2, Miami (FL) 2, Marshall 1
Dropped from rankings: Marquette 10, Murray State 16, Georgetown 17, Cincinnati 18, Vanderbilt 19, New Mexico 23, Xavier 24, Ohio 25



SOUTHEASTERN CONFERENCE STANDINGS

East

Team	Conference	Overall
Alabama	0-0	1-0
Arkansas	0-0	1-0
Auburn	0-0	1-0
Georgia	0-0	1-0
Kentucky	0-0	1-0
LSU	0-0	1-0
Ole Miss	0-0	1-0
Tennessee	0-0	1-0
Texas A&M	0-0	1-0
Mississippi State	0-0	0-1
Florida	0-0	0-0
Missouri	0-0	0-0
South Carolina	0-0	0-0
Vanderbilt	0-0	0-0

COACHES TELECONFERENCE

The weekly SEC men's basketball coaches teleconference is scheduled for every Monday Jan. 4 - March 5.

The 12 Southeastern Conference men's head basketball coaches will be featured from 10:00 - 11:17 a.m. (CT).

Media representatives wishing to participate in the teleconference should contact the SEC Media Relations Department for further details. Each coach will appear on the teleconference for seven minutes, according to the following schedule:

ORDER OF APPEARANCE

(All Times Eastern)

11:00 a.m.	Kevin Stallings, Vanderbilt
11:07 a.m.	Billy Donovan, Florida
11:14 a.m.	Frank Martin, South Carolina
11:21 a.m.	Mark Fox, Georgia
11:28 a.m.	Johnny Jones, LSU
11:35 a.m.	John Calipari, Kentucky
11:42 a.m.	Cuonzo Martin, Tennessee
11:49 a.m.	Mike Anderson, Arkansas
11:56 a.m.	Anthony Grant, Alabama
12:03 a.m.	Tony Barbee, Auburn
12:10 a.m.	Andy Kennedy, Ole Miss
12:17 a.m.	Rick Ray, Miss. State
12:24 a.m.	Frank Haith, Missouri
12:31 a.m.	Billy Kennedy, Texas A&M

In addition, the SEC men's basketball teams who make it to postseason will be on a teleconference on Monday, March 18 beginning at 11:00 a.m. ET.

All SEC basketball teleconferences can be listened to on the internet at www.secsports.com shortly after the conclusion of the teleconference

SOUTH CAROLINA BENCH PRODUCTION

GAME	SC-OPP	DIFF.	SC HIGH BENCH SCORER
Milwaukee			
Morgan State			
Rider			
Elon			
vs. Missouri St.			
vs. TBA			
at St. John's			
Clemson			
Jacksonville			
Appalachian State			
vs. Manhattan			
Presbyterian			
SC State			
at Miss State			
Auburn			
at LSU			
Vanderbilt			
at Missouri			
Arkansas			
at Florida			
Georgia			
at Kentucky			
Tennessee			
LSU			
at Alabama			
Ole Miss			
at Georgia			
Missouri			
at Texas A&M			
Miss State			
at Vanderbilt			
SEC Tournament			
NCAA Tournament			

SPECIALTY STATS

(PP) points in paint; (OT) points off turnovers; (2nd) second chance points; (FB) fast break points

(South Carolina-Opponent)

GAME	PP	OT	2ND	FB
Milwaukee				
Morgan State				
Rider				
Elon				
vs. Missouri St.				
vs. TBA				
at St. John's				
Clemson				
Jacksonville				
Appalachian State				
vs. Manhattan				
Presbyterian				
SC State				
at Miss State				
Auburn				
at LSU				
Vanderbilt				
at Missouri				
Arkansas				
at Florida				
Georgia				
at Kentucky				
Tennessee				
LSU				
at Alabama				
Ole Miss				
at Georgia				
Missouri				
at Texas A&M				
Miss State				
at Vanderbilt				
SEC Tournament				
NCAA Tournament				
SC Total				
SC Average				
Opp Total				
Opp Average				

UNIVERSITY INFORMATION

Location..... Columbia, S.C.
 Founded 1801
 Enrollment 30,721
 Nickname..... Gamecocks
 Colors Garnet (PMS 202) and Black
 National Affiliation..... NCAA Division I
 Conference Southeastern (SEC)
 Athletics Web Address..... www.GamecocksOnline.com
 University Web Address www.sc.edu
 President Dr. Harris Pastides
 NCAA Representative..... Dr. Zach Kelehear
 Athletics Director Ray Tanner
 Basketball Administrator/Chief Operating Officer Kevin O'Connell

BASKETBALL STAFF/INFORMATION

Head Coach..... Frank Martin
 Alma Mater Florida International, '93
 Record At South Carolina/Seasons First Season
 Overall Record/Seasons..... 117-54 (.684), 5 seasons
 Associate Head Coach..... Brad Underwood (Kansas State, '86)
 Assistant Coach/Recruiting Coordinator..... Matt Figger (Eastern Kentucky, '95)
 Assistant Coach..... Lamont Evans (Kansas State, '09)
 Director of Basketball Operations..... Andy Assaley (Cincinnati, '96)
 Strength & Conditioning Coach Scott Greenawalt (Muskingum College, '98)
 Athletic Trainer..... Mark Rodger (Buffalo, '01)
 Video Coordinator..... Dylan Lockwood (Cazenovia, '05)
 Grad. Student Mgr./Student-Athlete Development... Doug Edwards (Florida State, '07)
 Graduate Student Manager Darren Kent (Kansas State, '09)
 Home Arena..... Colonial Life Arena
 Capacity..... 18,000
 Arena General Manager Lexi Boone
 Press Row Phone Number 803-777-6182

BASKETBALL HISTORY

First Year of Basketball..... 1908
 All-Time Record..... 1,297-1,149-1 (.530)
 Overall Postseason Record..... 25-18
 NCAA Tournament Appearances 1971, 1972, 1973, 1974, 1989, 1997,
 1998, 2004
 NCAA Tournament Record 4-9
 Last NCAA Tournament Appearance..... 2004, L vs. Memphis, 59-43
 NIT Appearances 1969, 1975, 1978, 1983, 1991, 1996,
 2001, 2002, 2005, 2006, 2009
 NIT Record 21-9
 Last NIT Appearance..... 2009, L vs. Davidson, 70-63
 Conference Championships .. 1970 ACC, 1997 SEC, 2009 SEC East Co-Champs
 Conference Tournament Titles..... 1934 SoCon, 1971 ACC

TEAM INFORMATION

2011-12 Record 10-21
 Southeastern Conference Record/Finish 2-14/12th
 Postseason..... None
 Letterwinners Returning/Lost..... 9/3
 Starters Returning/Lost 2/3*
 *based on final game starters from 2011-12 season
 Newcomers..... 4
 Roster Breakdown 3 freshmen, 2 sophomores, 5 juniors, 3 seniors

MEDIA RELATIONS

Asst. Media Relations Director/Men's Basketball Contact Emily Feeney-Molinary
 Feeney's email efeeney@mailbox.sc.edu
 Feeney's office phone 803-777-7743
 Website..... GamecocksOnline.com



HEAD COACH FRANK MARTIN

COACHING CAREER

KANSAS STATE (2007-12)

2007-08	21-12	NCAA, 2nd Round
2008-09	22-12	NIT, 2nd Round
2009-10	29-8	NCAA, Elite Eight
2010-11	23-11	NCAA, 3rd Round
2011-12	22-11	NCAA, 3rd Round
5 years	117-54 (.684)	7-5 postseason record



SOUTH CAROLINA (2012-PRESENT)

2012-13	-	-
1 year	-	-
Career Total	117-54 (.684)	

COACHING

EXPERIENCE

28th season

COLLEGE EXPERIENCE

13th season

COLLEGE HEAD COACH EXPERIENCE

6th season

HIRE DATE AT CAROLINA

March 27, 2012

PERSONAL

HOMETOWN

Miami, Fla.

ALMA MATER

Florida International, 1993 (B.A. Physical Education)

FAMILY

Wife, Anya

Children, Brandon, Amalia and Christian

COACHING RESUME

HIGH SCHOOL

Miami Senior High, 1985-93

Varsity Boys' Assistant Coach

Junior Varsity Boys' Head Coach

North Miami High, Head Coach, 1993-95

Miami Senior High, Head Coach, 1995-98

B.T. Washington High, Head Coach, 1999-2000

COLLEGE ASSISTANT COACH

Northeastern, 2000-04

Cincinnati, 2004-06

Kansas State, 2006-07

COLLEGE HEAD COACH

Kansas State, 2007-12

South Carolina, 2012-present

ROSTER BREAKDOWN

RETURNING STARTERS (2)

Bruce Ellington
Damien Leonard
**based on final game of 2011-12 season*

RETURNING LETTERWINNERS (9)

Bruce Ellington
Carlton Geathers
Lakeem Jackson
Damien Leonard
Shane Phillips
Brian Richardson
RJ Slawson
Eric Smith
Brenton Williams

GUARDS (8)

Austin Constable
Bruce Ellington
Damien Leonard
LaShay Page
Shane Phillips
Brian Richardson
Eric Smith
Brenton Williams

FORWARDS (7)

Michael Carrera
Laimonas Chatkevicius
Carlton Geathers
Lakeem Jackson
Mindaugas Kacinas
RJ Slawson
Brian Steele

BY HEIGHT

Laimonas Chatkevicius - 6'11"
Carlton Geathers - 6'10"
RJ Slawson - 6'8"
Mindaugas Kacinas - 6'7"
Lakeem Jackson - 6'5"
Michael Carrera - 6'5"
Brian Steele - 6'5"
Brian Richardson - 6'4"
Damien Leonard - 6'4"
LaShay Page - 6'2"
Austin Constable - 6'0"
Brenton Williams - 5'11"
Eric Smith - 5'11"
Shane Phillips - 5'10"
Bruce Ellington - 5'9"

2012-13 SOUTH CAROLINA ROSTER

ALPHABETICAL

No.	Name	Pos.	Ht.	Wt.	Cl.	Exp.	Hometown/High/Last School
24	Michael Carrera	F	6-5	212	FR	HS	Anzoátegui, Venezuela/Montrose Christian School
14	Laimonas Chatkevicius	F	6-11	255	FR	HS	Klaipeda, Lithuania/South Kent School
12	Austin Constable*	F	6-0	175	FR	HS	West Chester, Pa./Henderson
23	Bruce Ellington	G	5-9	197	JR	2VL	Moncks Corner, S.C./Berkeley
45	Carlton Geathers	F	6-10	255	RS SO	1VL	Georgetown, S.C./Carvers Bay
30	Lakeem Jackson	F	6-5	235	SR	3VL	Charlotte, N.C./Christ School
25	Mindaugas Kacinas	F	6-7	210	FR	HS	Klaipeda, Lithuania/Word of Life Fire Traditional School
32	Damien Leonard	G	6-4	190	SO	1VL	Greenville, S.C./J.L. Mann
0	LaShay Page	G	6-2	195	SR	2VL	Dillon, S.C./Dillon/Southern Mississippi
55	Shane Phillips*	G	5-10	170	SR	1L	Pittsburgh, Pa./Wheeling (W.Va.) Central
2	Brian Richardson	G	6-4	175	JR	2VL	Wilson, N.C./Greenfield School
33	RJ Slawson	F	6-8	220	JR	2VL	Charleston, S.C./Fort Dorchester
5	Eric Smith	G	5-11	205	JR	2VL	Mullins, S.C./Christ School
35	Brian Steele*	F	6-5	196	FR	HS	Greenville, S.C./Wade Hampton School
1	Brenton Williams	G	5-11	175	JR	1VL	Kissimmee, Fla./Osceola High School/Santa Fe College

NUMERICAL

No.	Name	Pos.	Ht.	Wt.	Cl.	Exp.	Hometown/High/Last School
0	LaShay Page	G	6-2	195	SR	2VL	Dillon, S.C./Dillon/Southern Mississippi
1	Brenton Williams	G	5-11	175	JR	1VL	Kissimmee, Fla./Osceola High School/Santa Fe College
2	Brian Richardson	G	6-4	175	JR	2VL	Wilson, N.C./Greenfield School
5	Eric Smith	G	5-11	205	JR	2VL	Mullins, S.C./Christ School
12	Austin Constable*	F	6-0	175	FR	HS	West Chester, Pa./Henderson
14	Laimonas Chatkevicius	F	6-11	255	FR	HS	Klaipeda, Lithuania/South Kent School
23	Bruce Ellington	G	5-9	197	JR	2VL	Moncks Corner, S.C./Berkeley
24	Michael Carrera	F	6-5	212	FR	HS	Anzoátegui, Venezuela/Montrose Christian School
25	Mindaugas Kacinas	F	6-7	210	FR	HS	Klaipeda, Lithuania/Word of Life Fire Traditional School
30	Lakeem Jackson	F	6-5	235	SR	3VL	Charlotte, N.C./Christ School
32	Damien Leonard	G	6-4	190	SO	1VL	Greenville, S.C./J.L. Mann
33	RJ Slawson	F	6-8	220	JR	2VL	Charleston, S.C./Fort Dorchester
35	Brian Steele*	F	6-5	196	FR	HS	Greenville, S.C./Wade Hampton School
45	Carlton Geathers	F	6-10	255	RS SO	1VL	Georgetown, S.C./Carvers Bay
55	Shane Phillips*	G	5-10	170	SR	1L	Pittsburgh, Pa./Wheeling (W.Va.) Central

Head Coach: Frank Martin (Florida International, '93)

Associate Head Coach: Brad Underwood (Kansas State, '86)

Assistant Coach/Recruiting Coordinator: Matt Figger (Eastern Kentucky, '95)

Assistant Coach: Lamont Evans (Kansas State, '09)

Director of Basketball Operations: Andy Assaley (Cincinnati, '96)

Strength & Conditioning Coach: Scott Greenawalt (Muskingum College, '98)

Athletic Trainer: Mark Rodger (Buffalo, '01)


Video Coordinator: Dylan Lockwood (Cazenovia, '05)

Graduate Student Manager/Student-Athlete Development: Doug Edwards (Florida State, '07)

Graduate Student Manager: Darren Kent (Kansas State, '09)


** indicates walk-on*

RADIO/TV SPOT CHART




#0

LASHAY PAGE
Sr. - G - 6-2 - 195
Dillon, S.C.
Southern Miss.



#1

BRENTON WILLIAMS
Jr. - G - 5-11 - 175
Kissimmee, Fla.
Santa Fe College




#2

BRIAN RICHARDSON
Jr. - G - 6-4 - 175
Wilson, N.C.
Greenfield School



#5

ERIC SMITH
Jr. - G - 5-11 - 205
Mullins, S.C.
Christ School



#12

AUSTIN CONSTABLE
Fr. - G - 6-0 - 175
West Chester, Pa.
Henderson



#14

LAIMONAS CHATKEVICIUS
Fr. - F - 6-11 - 255
Klaipeda, Lithuania
South Kent (Conn.)
School




#23

BRUCE ELLINGTON
Jr. - G - 5-9 - 197
Moncks Corner, S.C.
Berkeley



#24

MICHAEL CARRERA
Fr. - F - 6-5 - 212
Anzoátegui, Venezuela
Montrose Christian




#25

MINDAUGAS KACINAS
Fr. - F - 6-7 - 210
Klaipeda, Lithuania
Word of Life Fire
Traditional School



#30

LAKEEM JACKSON
Sr. - F - 6-5 - 235
Charlotte, N.C.
Christ School



#32

DAMIEN LEONARD
So. - G - 6-4 - 190
Greenville, S.C.
J.L. Mann




#33

RJ SLAWSON
Jr. - F - 6-8 - 220
Charleston, S.C.
Fort Dorchester



#35

BRIAN STEELE
Fr. - F - 6-5 - 196
Greenville, S.C.
Wade Hampton School



#45

CARLTON GEATHERS
R-So. - F - 6-10 - 255
Georgetown, S.C.
Carvers Bay



#55

SHANE PHILLIPS
Sr. - G - 5-10 - 170
Pittsburgh, Pa.
Wheeling Central (W.Va.)



FRANK MARTIN
Head Coach



BRAD UNDERWOOD
Associate Head Coach



MATT FIGGER
Assistant Coach/
Recruiting Coordinator



LAMONT EVANS
Assistant Coach



ANDY ASSALEY
Director of Basketball
Operations



SCOTT GREENAWALT
Strength & Conditioning
Coach



MARK RODGER
Athletic Trainer



DOUG EDWARDS
Grad. Student Manager/
Student-Athlete
Development



DARREN KENT
Grad. Student Manager



DYLAN LOCKWOOD
Video Coordinator



EMILY FEENEY-MOLINARY
Media Relations

THE LAST TIME...

AN INDIVIDUAL PLAYER...

Scored 20 or more points:	South Carolina: Bruce Ellington (20) vs. Vanderbilt, Jan. 10, 2012 in Columbia, S.C. Opponent: Gerald Robinson Jr. (23), Georgia, March 3, 2012 in Athens, Ga.
Scored 30 or more points:	South Carolina: Bruce Ellington, 31, at Furman, Dec. 22, 2010 in Greenville, S.C. Opponent: Deshaun Thomas, 30, Ohio State, Dec. 17, 2011 in Columbia, S.C.
Scored 35 or more points:	South Carolina: Devan Downey, 36 at Florida, Jan. 23, 2010 in Gainesville, Fla. Opponent: Joe Crawford (Kentucky), 35, March 5, 2008 in Columbia
Scored 40 or more points:	South Carolina: N/A thru 1992-93 season Opponent: Austin Carr (Notre Dame), 43, Dec. 30, 1969 in New Orleans, La.
Collected 20 or more rebounds:	South Carolina: Emmett Hall, 23 vs. College of Charleston, Dec. 22, 1993 in Columbia Opponent: Ekpe Udoh (Baylor), 20, Jan. 2, 2010 in Columbia
Collected 15 or more rebounds:	South Carolina: Sam Muldrow, 16 at Tennessee, Feb. 6, 2010 in Knoxville, Tenn. Opponent: Jared Sullinger (Ohio State), 19, Dec. 18, 2010 in Columbus, Ohio
Made 12 or more field goals:	South Carolina: Devan Downey, 12 vs. Georgia, Jan. 30, 2010 in Columbia Opponent: Deshaun Thomas, 13, Ohio State, Dec. 17, 2011 in Columbia, S.C.
Made 10 or more field goals:	South Carolina: Bruce Ellington, 11 vs. Furman, Dec. 22, 2010 in Greenville, S.C. Opponent: Deshaun Thomas, 13, Ohio State, Dec. 17, 2011 in Columbia, S.C.
Attempted 20 or more field goals:	South Carolina: Bruce Ellington (20) vs. Tennessee, Feb. 25, 2012, in Columbia, S.C. Opponent: Zach Graham (20), Ole Miss, Feb. 22, 2011 in Columbia
Attempted 25 or more field goals:	South Carolina: Devan Downey, 25, at Kentucky, Feb. 25, 2010 in Lexington, Ky. Opponent: Kemmy Burgess (Alaska-Anchorage), 26, Nov. 24, 2005 in Anchorage, AK
Dished 10 or more assists:	South Carolina: Devan Downey, 11, vs. LSU, March 13, 2008 in Atlanta, Ga. Opponent: 11, Dee Bost, Mississippi State, Feb. 29, 2012 in Columbia, S.C.
Swiped 5 or more steals:	South Carolina: Brenton Williams, 5, vs. Western Carolina, Nov. 11, 2011 in Columbia Opponent: 6, Kendall Marshall, North Carolina, Nov. 25, 2011 in Las Vegas, Nevada
Blocked 5 or more shots:	South Carolina: Damontre Harris, 5, vs. Georgia, Feb. 15, 2012 in Columbia, S.C. Opponent: Festus Ezeli (5), Vanderbilt, Feb. 22, 2012, in Nashville, Tenn.
Made 5 or more 3-point field goals:	South Carolina: Bruce Ellington (5) vs. Wofford, Dec. 28, 2011 in Columbia, S.C. Opponent: Maurice Jones (7) Southern Cal, Nov. 26, 2011 in Las Vegas, Nevada
Attempted 8 or more 3-point field goals:	South Carolina: Damien Leonard (10), vs. Alabama, March 8, 2012 Opponent: Jalen Steele (8), Mississippi State, Feb. 29, 2012 in Columbia, S.C.
Made 10 or more free throws:	South Carolina: Malik Cooke, 10, vs. Miss Valley State, Nov. 22, 2011 in Columbia, S.C. Opponent: Gerard Coleman (10), Providence, Dec. 1, 2011 in Columbia, S.C.
Attempted 15 or more free throws:	South Carolina: Mike Boynton (19) vs. Arkansas, March 11, 2004 in Atlanta, Ga. Opponent: Amu Saaka (Furman), 14, Dec. 22, 2010 in Greenville, S.C.
Played all 40 minutes of regulation:	South Carolina: Devan Downey, 40, vs. Tennessee, March 14, 2008 in Atlanta, Ga. Opponent: Brad Loesing & Kevin Giltner, Wofford, Dec. 28, 2011 in Columbia, S.C.
A player hit a last-second shot to win a game:	South Carolina: Bruce Ellington vs. Alabama (Jan. 25, 2012) in Columbia, S.C. Opponent: Brian Bryant, Mississippi State, Feb. 29, 2012 in Columbia, S.C.
A player had a double-double:	South Carolina: Damontre Harris (14 points, 11 rebounds), vs. Mississippi State, Feb. 29, 2012 in Columbia, S.C. Opponent: Bradley Beal (17 points, 11 rebounds), Florida, Feb. 2, 2012 in Gainesville, Fla.
Two or more players had a double-double:	South Carolina: Dominique Archie (12 points, 10 rebounds) & Mike Holmes (14 points, 13 rebounds) vs. Winthrop, Nov. 16, 2008 in Columbia Opponent: Renardo Sidney (12 points, 14 rebounds), Arnett Moultrie (15 points, 12 rebounds), Mississippi State, Feb. 29, 2012 in Columbia, S.C.
A player had a triple-double:	South Carolina: Sam Muldrow (16 points, 14 rebounds, 10 blocks) vs. Vanderbilt, Jan. 8, 2011 in Columbia *** Only second triple-double in South Carolina history (Chuck Eidson (25 points, 10 rebounds, 10 assists), vs. SC State, Nov. 29, 2002 in Columbia) Opponent: Daniel Hackett (Southern California - 22 points, 10 rebounds, 10 assists), Nov. 17, 2007 in Columbia
Scored 30 or more points in back-to-back games:	South Carolina: Devan Downey, 30 vs. Kentucky (Jan. 26, 2010) in Columbia 33 vs. Georgia (Jan. 30, 2010) in Columbia
Scored 25 or more points in back-to-back games:	South Carolina: Devan Downey, 33 vs. Georgia (Jan. 30, 2010) in Columbia 26 at Tennessee (Feb. 6, 2010) in Knoxville, Tenn.

A TEAM...

Scored 100 or more points:	South Carolina: 103 vs. The Citadel (Nov. 12, 2007) in Columbia Opponent: 107, Vanderbilt (Feb. 17, 1996) in Nashville, Tenn.
Scored 50 points or less:	South Carolina: 48 at Vanderbilt, Feb. 22, 2012, in Nashville, Tenn. Opponent: 45, Wofford, Dec. 28, 2011 in Columbia, S.C.
Scored 50 points in a half:	South Carolina: 51 (2nd half; Nov. 12, 2010) vs. Elon in Columbia Opponent: 52 (1st half), Kentucky, Feb. 4, 2012, in Columbia, S.C.
Failed to score 25 points in a half:	South Carolina: 23 (1st half) at Georgia, March 3, 2012 in Athens, Ga. Opponent: 22 (1st half), Vanderbilt, Feb. 22, 2012, in Nashville, Tenn.

Collected 50 or more rebounds:	South Carolina: 53 vs. WKU, Nov. 27, 2010 in Bowling Green, Ky. Opponent: 52, WKU, Nov. 27, 2010 in Bowling Green, Ky.
Shot 60% or better from the field:	South Carolina: 60.8% (31-51) at Western Carolina (Nov. 18, 2005) in Cullowhee, N.C. Opponent: 61.1% (33-54), Vanderbilt (Jan. 16, 2010) in Columbia
Shot 50% or better from the field:	South Carolina: 50.0% (28-56) vs. SC State, Jan. 3, 2012 in Columbia, S.C. Opponent: 52.2% (24-46), Tennessee, Feb 25, 2012, in Columbia, S.C.
Shot less than 30% from the field:	South Carolina: 29.9% (20-67) vs. Ole Miss, March 10, 2011 in Atlanta, Ga. Opponent: 25.9% (15-58), USC Upstate (Nov. 23, 2010) in Columbia
Shot 50% or better from 3-point range (at least 10 attempts):	South Carolina: 55.0% (11-20) vs. Wofford, Dec. 28, 2011 Opponent: 50.0% (5-10), LSU, Feb. 18, 2012 in Columbia, S.C.
Shot 20% or less from 3-point range (at least 10 attempts):	South Carolina: 20.0% (5-25), at Arkansas, Feb. 11, 2012 in Fayetteville, Ark. Opponent: 20.0% (3-15), SC State, Jan. 3, 2012 in Columbia, S.C.
Dished 20 or more assists:	South Carolina: 23 vs. Elon (Nov. 12, 2010) in Columbia Opponent: 22, vs. North Carolina, Nov. 25, 2011 in Las Vegas, Nevada
Made 35 or more shots:	South Carolina: 35 vs. Elon (Nov. 19, 2010) in Columbia Opponent: 35, Tennessee (March 5, 2009) in Columbia
Attempted 80 or more shots:	South Carolina: 83 vs. WKU (Nov. 27, 2010) in Bowling Green, Ky. Opponent: 83, LSU (Feb. 10, 1996) in Columbia
Attempted 70 or more shots:	South Carolina: 72, vs. Providence, Dec. 1, 2011 in Columbia Opponent: 79, WKU (Nov. 27, 2010) in Bowling Green, Ky.
Made 10 or more 3-pointers:	South Carolina: 10, vs. Mississippi State, Feb. 29, 2012 in Columbia, S.C. Opponent: 10, Tennessee, Feb. 8, 2012 in Knoxville, Tenn.
Did not make a 3-pointer:	South Carolina: 0, vs. Mississippi State (March 2, 2002) in Columbia Opponent: 0, Alabama (Jan. 12, 2011) in Tuscaloosa, Ala.
Attempted 30 or more 3-pointers:	South Carolina: 31 vs. Alabama, Jan. 25, 2012 in Columbia, S.C. Opponent: 32, Boston College (Jan. 1, 2011) in Columbia, S.C.
Attempted 25 or more 3-pointers:	South Carolina: 25, at Arkansas, Feb. 11, 2012 in Fayetteville, Ark. Opponent: 28, Florida, Feb. 2, 2012 in Gainesville, Fla.
Made 30 or more free throws:	South Carolina: 32 vs. Vanderbilt (Jan. 28, 2009) in Columbia Opponent: 31, Florida (Feb. 3, 2009) in Gainesville, Fla.
Attempted 40 or more free throws:	South Carolina: 44 vs. Georgia Southern (Nov. 16, 2009) in Columbia Opponent: 40, Florida (Feb. 3, 2009) in Gainesville, Fla.
Swiped 15 or more steals:	South Carolina: 15 vs. Vanderbilt (Jan. 16, 2010) in Columbia Opponent: 17, Indiana (Nov. 8, 1998) in Indianapolis, Ind.
Blocked 12 or more shots:	South Carolina: 12, vs. Vanderbilt, Jan. 8, 2011 in Columbia Opponent: 13, Syracuse (Jan. 21, 1999) in Syracuse, N.Y.
Blocked 8 or more shots:	South Carolina: 8, vs. Georgia, Feb. 15, 2012 in Columbia, S.C. Opponent: 9, Vanderbilt, Feb. 22, 2012, in Nashville, Tenn.
Won by 30 or more points:	South Carolina: 35 vs. SC State (91-56), Jan. 4, 2011 in Columbia Opponent: 34, 86-52, Kentucky, Feb. 4, 2012, in Columbia, S.C.
Won by 20 or more points:	South Carolina: 28 vs. SC State, Jan. 3, 2012 in Columbia, S.C. Opponent: 34, 86-52, Kentucky, Feb. 4, 2012, in Columbia, S.C.
Played a single overtime game:	Win: 81-74 vs. Arkansas (81-74), Jan. 19, 2011 in Columbia Loss: 69-67, vs. Mississippi State, Feb. 29, 2012 in Columbia, S.C.
Played a double overtime game:	Win: 87-85 vs. WKU (Nov. 27, 2010) in Bowling Green, Ky. Loss: 98-88 vs. Louisville (Feb. 20, 1988) in Columbia
South Carolina played a No. 1 Team in the country:	Win: 68-62 vs. Kentucky (Jan. 26, 2010) in Columbia Loss: 86-52 loss vs. No. 1/1 Kentucky, Feb. 4, 2012, in Columbia, S.C.
South Carolina played a top-5 opponent:	Win: 68-62 vs. No. 1/1 Kentucky (Jan. 26, 2010) in Columbia Loss: 86-52 loss vs. No. 1/1 Kentucky, Feb. 4, 2012, in Columbia, S.C.
South Carolina played a top-10 opponent:	Win: 68-62 vs. No. 1/1 Kentucky (Jan. 26, 2010) in Columbia Loss: 86-52 loss vs. No. 1/1 Kentucky, Feb. 4, 2012, in Columbia, S.C.
South Carolina played a top-25 opponent:	Win: 83-75 (OT) win over No. 22/24 Vanderbilt, Jan. 8, 2011 in Columbia Loss: 86-52 loss vs. No. 1/1 Kentucky, Feb. 4, 2012, in Columbia, S.C.
South Carolina defeated a ranked opponent:	Home: 83-75 vs. No. 22/24 Vanderbilt (Jan. 8, 2011) in Columbia <u>Away: 77-73 at No. 13/19 Vanderbilt (March 6, 2010) in Nashville, Tenn.</u> SEC Home: 83-75 vs. No. 22/24 Vanderbilt (Jan. 8, 2011) in Columbia SEC Away: 77-73 at No. 13/19 Vanderbilt (March 6, 2010) in Nashville, Tenn. Non-conference away: 85-84 at No. 19/20 Baylor (Jan. 2, 2009) in Waco, Texas
A South Carolina win opened up the season:	Home: 75-50 win over Western Carolina (Nov. 11, 2011) in Columbia Away: 81-63 win at Western Carolina (Nov. 12, 2005) in Cullowhee, N.C. Neutral: 74-61 win vs. Chaminade (Nov. 19, 2001) in Maui, Hawaii (Maui Invite)
South Carolina opened up SEC play:	Home: 83-75 win vs. No. 22/24 Vanderbilt (Jan. 8, 2011) in Columbia Away: 79-64 loss vs. No. 2/2 Kentucky (Jan. 7, 2012) in Lexington, Ky.

GAMECOCKS RECORD WHEN ...

At home	9-9
On the road	1-9
At neutral sites	0-3
In overtime	0-0
vs. Top 25 team	0-6
vs. Top 10 team	0-4
vs. Top 3 team	0-4
Leading at half	7-3
Trailing at half	3-17
Tied at half	0-1
Shooting 50% or better	3-1
Shooting between 39-49%	4-12
Shooting less than 39%	3-8
Opp. shooting 50% or better	0-9
Opp. shooting between 39-49%	4-10
Opp. shooting less than 39%	6-2
Shooting better than opp.	7-2
Shooting worse then/equal to opp.	3-19
Starters out-score opp. starters	5-2
Opp. starters score/equal more	5-19
Bench out-scores opp. bench	7-11
Opp. bench scores/equals more	3-10
Having more FTs than opp.	6-2
Having equal/less FTs than opp.	4-19
Have more TOs than opp.	2-10
Having equal/less TOs than opp.	8-11
Having more rebounds than opp.	5-7
Having equal/less rebounds than opp.	5-14
Making 6 or more 3FGs	4-17
Having 15 or more assists	1-1
Having less than 15 assists	9-20
Score more points in paint than opp.	8-5
Scoring equal/less points in paint than opp.	2-17
Scoring more points off TOs than opp.	7-8
Scoring equal/less points off TOs than opp.	3-14
Scoring more 2nd-chance points than opp.	5-11
Scoring equal/less 2nd-chance points than opp.	5-10
Scoring more fast break points than opp.	3-7
Scoring equal/less fast break points than opp.	7-14
Wearing white uniforms	9-7
Wearing Garnet uniforms	0-6
Wearing Black uniforms	1-5
Wearing Gray Uniforms	0-3
Playing on live TV	9-21
Playing in November	2-4
Playing in December	4-2
Playing in January	2-5
Playing in February	1-8
Playing in March	0-2
Playing a day-game	2-8
Playing a night-game	8-13
Playing on Sunday	1-1
Playing on a Monday	0-0
Playing on a Tuesday	3-2
Playing on a Wednesday	4-3
Playing on a Thursday	0-3
Playing on a Friday	1-1
Playing on a Saturday	1-11
Scoring margin is 5 points or less	4-5
Margin is between 6-10	1-7
Margin is between 11-20	2-7
Margin is more than 20	2-2
Scoring 59 points or less	4-9
Scoring 60-69 points	3-12
Scoring 70-79 points	3-0
Scoring 80-89 points	0-0
Scoring 90-99 points	0-0
Scoring 100+ points	0-0

MISCELLANEOUS

Current streak	L6
Home court streak	L3
Away streak	L8
Neutral court streak	L3

2011-12 SUPERLATIVES

(tied for team lead also included)

Scoring Leaders	'11-12	Career
Anthony Gill	5	5
Malik Cooke	12	18*
Eric Smith	1	1
Damontre Harris	4	4
Bruce Ellington	10	20
Damien Leonard	3	3
Brenton Williams	1	1

Rebounding Leaders	'11-12	Career
Lakeem Jackson	1	16
Damontre Harris	13	14
Anthony Gill	6	6
RJ Slawson	6	7
Malik Cooke	7	17*
Bruce Ellington	1	1

Assists Leaders	'11-12	Career
Lakeem Jackson	6	23
Eric Smith	2	6
Damien Leonard	1	1
Anthony Gill	2	2
Malik Cooke	7	7*
Bruce Ellington	16	34
RJ Slawson	1	1
Damontre Harris	1	1

Blocks Leaders	'11-12	Career
Damontre Harris	19	24
Anthony Gill	5	5
Malik Cooke	5	9*
Carlton Geathers	6	6
RJ Slawson	4	5
Bruce Ellington	1	1
Lakeem Jackson	1	3

Steals Leaders	'11-12	Career
Brenton Williams	3	3
Damontre Harris	7	11
Lakeem Jackson	5	17
Damien Leonard	3	3
Malik Cooke	15	28*
Anthony Gill	4	4
Brian Richardson	1	7
RJ Slawson	4	5
Bruce Ellington	5	14

Double-Figure Scoring	'11-12	Career
Anthony Gill	10	10
Malik Cooke	22	36*
Brenton Williams	6	6
Lakeem Jackson	1	18
Eric Smith	2	2
Damien Leonard	8	8
RJ Slawson	2	3
Damontre Harris	9	10
Bruce Ellington	11	28

20+ points	'11-12	Career
Malik Cooke	3	4*
Bruce Ellington	1	8

30+ points	'11-12	Career
-	-	-

Double-Figure Rebounding	'11-12	Career
Lakeem Jackson	1	6
Damontre Harris	3	4
RJ Slawson	1	1
Malik Cooke	2	6*

5+ assists	'11-12	Career
Lakeem Jackson	1	6
Bruce Ellington	3	9

3+ steals	'11-12	Career
Brenton Williams	3	3
Lakeem Jackson	2	7
Malik Cooke	6	11*
RJ Slawson	1	1
Anthony Gill	1	1
Damontre Harris	1	1

2+ blocks	'11-12	Career
Damontre Harris	17	24
Malik Cooke	8	8*
Carlton Geathers	3	3
RJ Slawson	3	3
Anthony Gill	2	2
Lakeem Jackson	1	4

Double-Doubles	'11-12	Career
RJ Slawson	1	1
Malik Cooke	2	3*
Damontre Harris	2	2

Clutch Free Throws (under 5 min/OT)	'11-12	Career
Anthony Gill	19-25	.760
RJ Slawson	2-4	.500
Malik Cooke	29-38	.763
Damien Leonard	4-4	1.000
Damontre Harris	5-6	.833
Eric Smith	2-2	1.000
Brian Richardson	1-2	.500
Brenton Williams	3-4	1.000
Bruce Ellington	11-14	.786
Shane Phillips	1-2	.500
Carlton Geathers	2-2	1.000
Totals	79-103	.767

* indicates at South Carolina

Miscellaneous

Largest Halftime Lead	
SC	22, SC State
Opp	27, Kentucky (Feb. 4)
Smallest Halftime Lead	
SC	1, vs. Florida (Jan. 14)
Opp	2, Alabama, UGA (Feb. 15), Tenn. (Feb. 25)
Fewest Points In First Half	
SC	12, vs. Vanderbilt (Jan. 10)
Opp	16, SE Louisiana
Most Points In First Half	
SC	45, SC State
Opp	52, Kentucky (Feb. 4)
Most Points In Second Half	
SC	47, vs. Presbyterian
Opp	45, Ohio State, Kentucky (Feb. 4), Vandy
Fewest Points In Second Half	
SC	24, at Auburn
Opp	24, Elon, vs. Florida (Jan. 14)
Most Points in Overtime	
SC	7, vs. Mississippi State
Opp	9, Mississippi State
Largest Margin of Victory	
SC	28, vs. SC State
Opp	34, Kentucky (Feb. 4)
Smallest Margin of Victory	
SC	1, Georgia (Feb. 15)
Opp	1, Tennessee State

2011-12 GAME BY GAME COMPARISON

	Date	Result	FG-A	Pct	3FG-A	Pct	FT-A	Pct	O-D-Total	PF	Pts	A	TO	Blk	Stl	Min	Half
Western Carolina			17-47	.362	6-18	.333	10-16	.625	13-16-29	17	50	10	19	4	8	200	25
South Carolina	Nov. 11	W, 75-50	30-59	.508	5-12	.417	10-17	.588	18-19-37	14	75	14	12	5	11	200	35
Elon			16-40	.400	6-16	.375	20-28	.714	8-30-38	18	58	9	14	3	1	200	34
South Carolina	Nov. 15	L, 58-53	20-64	.313	3-27	.111	10-17	.588	18-22-40	24	53	6	7	2	9	200	23
Tennessee State !			21-47	.447	10-22	.455	12-21	.571	6-22-28	23	64	15	13	1	9	200	33
South Carolina	Nov. 20	L, 64-63	22-55	.400	7-26	.269	12-20	.600	12-21-33	21	63	13	16	7	5	200	19
Miss Valley State !			20-49	.408	7-17	.412	10-16	.625	7-23-30	24	57	12	14	5	8	200	26
South Carolina	Nov. 22	W, 61-57	19-48	.396	6-18	.333	17-25	.680	12-24-36	17	61	9	13	7	7	200	30
vs. North Carolina &			31-67	.463	8-16	.500	17-30	.567	15-20-35	15	87	22	10	3	11	200	45
South Carolina	Nov. 25	L, 87-62	23-55	.418	9-23	.391	7-12	.583	14-29-43	25	62	12	25	7	5	200	30
vs. Southern California &			24-48	.500	7-11	.636	8-12	.667	14-14-28	13	63	7	10	1	6	200	30
South Carolina	Nov. 26	L, 63-60	22-42	.524	8-17	.471	8-8	1.000	6-12-18	16	60	10	13	4	4	200	26
Providence ^			24-50	.480	6-11	.545	22-27	.815	7-27-34	10	76	16	15	10	4	200	34
South Carolina	Dec. 1	L, 76-67	26-72	.361	6-30	.200	9-10	.900	20-20-40	19	67	9	13	7	9	200	27
@ Clemson			19-50	.380	5-18	.278	12-16	.750	11-22-33	15	55	13	11	1	3	200	35
South Carolina	Dec. 4	W, 58-55	21-50	.420	5-15	.333	11-17	.647	10-23-33	16	58	8	8	5	6	200	28
Presbyterian			21-45	.467	7-18	.389	9-13	.692	7-17-24	13	58	13	18	2	3	200	25
South Carolina	Dec. 13	W, 66-58	26-56	.464	5-11	.455	9-11	.818	12-21-33	15	66	14	13	7	7	200	19
Ohio State			27-54	.500	5-16	.313	15-20	.750	15-19-34	19	74	16	12	3	7	200	29
South Carolina	Dec. 17	L, 74-66	23-48	.479	6-15	.400	14-18	.778	7-12-19	18	66	9	15	4	3	200	33
SE Louisiana			15-43	.349	6-22	.273	7-13	.538	15-20-35	17	43	9	26	5	3	200	16
South Carolina	Dec. 21	W, 62-43	20-55	.364	6-18	.333	16-24	.667	17-17-34	18	62	9	10	4	11	200	25
Wofford			18-50	.360	5-19	.263	4-10	.400	14-20-34	13	45	10	15	1	4	200	21
South Carolina	Dec. 28	W, 57-45	20-45	.444	11-20	.550	6-10	.600	6-20-26	9	57	14	13	7	6	200	29
USC Upstate			25-63	.397	8-20	.400	8-15	.533	16-15-31	24	66	12	8	2	10	200	31
South Carolina	Dec. 31	W, 72-66	23-45	.511	4-11	.364	22-32	.688	11-26-37	18	72	9	14	6	4	200	40
SC State			18-52	.346	3-15	.200	12-23	.522	15-19-34	13	51	11	17	5	5	200	23
South Carolina	Jan. 3	W, 79-51	28-56	.500	11-23	.478	12-16	.750	10-26-36	20	79	17	13	6	11	200	45
@ Kentucky*			29-49	.592	5-11	.455	16-22	.727	7-23-30	11	79	13	15	8	4	200	34
South Carolina	Jan. 7	L, 79-64	25-64	.391	6-22	.273	8-10	.800	16-16-32	18	64	10	12	3	8	200	18
Vanderbilt*			23-40	.575	13-22	.591	8-8	1.000	7-20-27	15	67	19	18	2	4	200	22
South Carolina	Jan. 10	L, 67-57	22-53	.415	4-13	.308	9-11	.818	12-9-21	11	57	4	9	2	9	200	12
Florida*			25-47	.532	12-24	.500	17-21	.810	7-18-25	17	79	19	10	3	4	200	40
South Carolina	Jan. 14	L, 79-65	23-55	.418	9-24	.375	10-14	.714	14-16-30	22	65	7	12	1	4	200	41
@ Auburn*			22-50	.440	7-18	.389	12-18	.667	12-16-28	13	63	14	14	6	7	200	24
South Carolina	Jan. 21	L, 63-52	20-49	.408	6-18	.333	6-8	.750	12-17-29	15	52	8	23	7	10	200	28
Alabama*			21-49	.429	4-18	.222	8-12	.667	11-28-39	14	54	11	15	6	4	200	29
South Carolina	Jan. 25	W, 56-54	22-68	.324	5-31	.161	7-9	.778	19-18-37	10	56	8	9	4	6	200	27
@ Ole Miss*			24-49	.490	5-13	.385	13-24	.542	14-24-38	12	66	15	18	6	11	200	31
South Carolina	Jan. 28	L, 66-62	24-60	.400	8-21	.381	6-7	.857	12-16-28	17	62	15	13	2	12	200	28
@ Florida*			22-59	.373	7-28	.250	23-32	.719	20-22-42	11	74	12	13	3	6	200	37
South Carolina	Feb. 2	L, 74-66	25-56	.446	6-21	.286	10-14	.714	10-20-30	28	66	8	15	7	4	200	28
Kentucky*			32-62	.516	6-14	.429	16-21	.762	15-26-41	13	86	17	3	10	6	200	52
South Carolina	Feb. 4	L, 86-52	18-59	.305	9-20	.450	7-15	.467	13-17-30	16	52	10	8	9	0	200	25
@ Tennessee*			19-38	.500	10-20	.500	21-26	.808	9-25-34	18	69	14	14	4	4	200	35
South Carolina	Feb. 8	L, 69-57	19-56	.339	7-16	.438	12-19	.632	16-14-30	21	57	12	7	2	4	200	27
@ Arkansas*			30-59	.508	5-13	.385	11-14	.786	10-22-32	18	76	16	17	5	13	200	38
South Carolina	Feb. 11	L, 76-65	23-55	.418	5-25	.200	14-21	.667	13-17-30	18	65	7	21	5	9	200	27
Georgia*			20-57	.351	6-17	.353	10-14	.714	15-22-37	16	56	14	13	2	5	200	26
South Carolina	Feb. 15	W, 57-56	19-49	.388	5-20	.250	14-15	.933	8-21-29	14	57	10	14	8	8	200	28
LSU*			24-49	.490	5-10	.500	15-21	.714	12-24-36	17	68	17	17	3	4	200	25
South Carolina	Feb. 18	L, 68-58	20-47	.426	4-17	.235	14-21	.667	5-18-23	17	58	13	10	4	6	200	22
@ Vanderbilt*			15-39	.385	4-16	.250	25-28	.893	8-26-34	9	59	12	12	9	4	200	22
South Carolina	Feb. 22	L, 59-48	18-55	.327	8-23	.348	4-4	1.000	11-16-27	20	48	9	11	4	5	200	22
Tennessee*			24-46	.522	7-14	.500	18-25	.720	10-28-38	20	73	15	21	6	6	200	34
South Carolina	Feb. 25	L, 73-64	22-68	.324	6-19	.316	14-19	.737	16-16-32	23	64	5	10	3	12	200	32
Mississippi State*			26-58	.448	4-17	.235	13-15	.867	15-23-38	11	69	17	14	5	8	225	33
South Carolina	Feb. 29	L, 69-67	26-66	.394	10-24	.417	5-10	.500	17-20-37	12	67	12	12	6	8	225	26
@ Georgia*			19-50	.380	6-18	.333	23-64	.676	12-26-38	13	67	12	8	7	7	200	30
South Carolina	March 3	L, 67-55	18-49	.367	6-20	.300	13-18	.722	7-27-34	24	55	7	10	6	4	200	23
vs. Alabama +			19-41	.463	1-6	.167	24-29	.828	7-22-29	12	63	7	15	2	7	200	37
South Carolina	March 8	L, 63-57	22-52	.423	8-24	.333	5-6	.833	8-17-25	25	57	11	17	3	5	200	26

! - Continental Tire Las Vegas Invitational (Columbia, S.C.) | & - Continental Tire Las Vegas Invitational (Las Vegas, Nev.) | ^ - BIG EAST/SEC Challenge (Columbia, S.C.) | * - Conference Game | + SEC Tournament (New Orleans, La.)

2011-12 RESULTS: OVERALL, 10-21; HOME, 9-9; AWAY, 1-9; NEUTRAL, 0-3; SEC, 2-14

DATE	OPPONENT	W/L	SCORE	RECORD (SEC)	POINTS	REBOUNDS	ASSISTS	STEALS	ATTENDANCE
Nov. 11	Western Carolina	W	75-50	1-0	Gill (14)	Jackson (10)	Jackson (10)	Williams (5)	9,330 (paid)
Nov. 15	at Elon	L	58-53	1-1	Gill/Cooke (9)	Harris (10)	Leonard/Smith (2)	Harris/Jackson/Leonard (2)	1,589
Nov. 20	Tennessee State !	L	64-63	1-2	Smith (18)	Harris (7)	Gill/Jackson (3)	Cooke/Leonard (2)	9,045 (paid)
Nov. 22	Miss Valley State !	W	61-57	2-2	Cooke (18)	Gill (8)	Cooke (3)	Cooke (3)	6,723 (paid)
Nov. 25	vs. #1 North Carolina &	L	87-62	2-3	Leonard (15)	Slawson (14)	Cooke (4)	Cooke (2)	5,567
Nov. 26	vs. Southern California &	L	63-60	2-4	Harris (15)	Harris (6)	Jackson (4)	Gill (2)	1,798
Dec. 1	Providence ^	L	76-67	2-5	Cooke (21)	Slawson (8)	Cooke (3)	Cooke (4)	7,476 (paid)
Dec. 4	at Clemson	W	58-55	3-5	Gill/Harris (10)	Cooke (8)	Smith (3)	Cooke (4)	7,238
Dec. 13	Presbyterian	W	66-58	4-5	Ellington (15)	Gill (8)	Jackson/Ellington (3)	3 with 2	7,003 (paid)
Dec. 17	#2 Ohio State	L	74-66	4-6	Cooke (21)	Cooke/Gill (4)	Cooke (3)	Cooke (2)	13,654 (paid)
Dec. 21	SE Louisiana	W	62-43	5-6	Cooke/Gill (14)	Harris (7)	Cooke (3)	Cooke (4)	7,972 (paid)
Dec. 28	Wofford	W	57-45	6-6	Ellington (17)	Gill (8)	Jackson (4)	Cooke/Harris (2)	8,152 (paid)
Dec. 31	USC Upstate	W	72-66	7-6	Cooke (24)	Cooke (10)	Cooke (3)	Harris (2)	6,876 (paid)
Jan. 3	SC State	W	79-51	8-6	Cooke/Harris (11)	Slawson (9)	Jackson/Slawson (3)	Slawson (3)	6,557 (paid)
Jan. 7	at #2 Kentucky *	L	79-64	8-7 (0-1)	Leonard (15)	Gill (7)	Ellington (4)	Gill (3)	24,219
Jan. 10	Vanderbilt *	L	67-57	8-8 (0-2)	Ellington (20)	Harris (10)	Ellington (3)	Cooke (3)	8,353 (paid)
Jan. 14	#19 Florida *	L	79-65	8-9 (0-3)	Ellington (17)	Cooke (7)	Ellington (3)	Cooke (2)	11,308 (paid)
Jan. 21	at Auburn *	L	63-52	8-10 (0-4)	Gill/Ellington (9)	Harris (7)	Ellington (4)	Harris/Ellington/Jackson (2)	8,329
Jan. 25	Alabama *	W	56-54	9-10 (1-4)	Cooke (18)	Slawson/Gill (9)	Gill (3)	Cooke (2)	7,807 (paid)
Jan. 28	at Ole Miss *	L	66-62	9-11 (1-5)	Cooke (17)	Cooke (7)	Ellington (5)	Cooke/Williams (3)	7,396
Feb. 2	at # 12/11 Florida *	L	74-66	9-12 (1-6)	Ellington (15)	Harris (9)	Ellington (3)	Harris (3)	10,003
Feb. 4	vs. #1 Kentucky *	L	86-52	9-13 (1-7)	Leonard (19)	Harris (6)	Ellington (3)	-	16,527 (paid)
Feb. 8	at Tennessee *	L	69-57	9-14 (1-8)	Ellington (12)	Harris/Slawson (5)	Ellington (6)	Ellington (2)	14,784
Feb. 11	at Arkansas *	L	76-65	9-15 (1-9)	Harris (12)	Cooke (8)	Ellington (3)	Jackson (3)	16,100
Feb. 15	Georgia *	W	57-56	10-15 (2-9)	Cooke (13)	Harris (8)	Ellington (4)	Cooke/Slawson/Ellington (2)	7,569 (paid)
Feb. 18	LSU *	L	68-58	10-16 (2-10)	Cooke (17)	Ellington (7)	Harris (3)	6 with 1	10,092 (paid)
Feb. 22	at Vanderbilt *	L	59-48	10-17 (2-11)	Ellington (15)	Harris (6)	Ellington (4)	Cooke (2)	13,705
Feb. 25	Tennessee *	L	73-64	10-18 (2-12)	Ellington (19)	Cooke (10)	Ellington (4)	Williams (3)	7,959 (paid)
Feb. 29	Mississippi State *	L	69-67	10-19 (2-13)	Ellington (17)	Harris (11)	Cooke/Ellington (4)	Gill/Harris (2)	7,224 (paid)
March 3	at Georgia *	L	67-55	10-20 (2-14)	Cooke (17)	Harris (9)	Ellington (4)	Ellington (2)	8,336
March 8	vs. Alabama +	L	63-57	10-21	Leonard/Williams (13)	Slawson (9)	Ellington (6)	Slawson (2)	10,703

! - Continental Tire Las Vegas Invitational (Columbia, S.C.)

& - Continental Tire Las Vegas Invitational (Las Vegas, Nev.)

^ - BIG EAST/SEC Challenge (Columbia, S.C.)

* - Conference Game

+ - SEC Tournament (New Orleans Arena, New Orleans, La.)

2011-12 STARTING LINEUP WIN-LOSS

Guard	Guard	Forward	Forward	Forward	2011-12	Games
Jackson	Leonard	Gill	Harris	Cooke	1-2	3
Smith	Leonard	Gill	Harris	Cooke	1-3	4
Smith	Jackson	Gill	Harris	Cooke	6-3	9
Ellington	Richardson	Gill	Harris	Cooke	0-2	2
Ellington	Leonard	Gill	Harris	Cooke	1-7	8
Ellington	Leonard	Slawson	Harris	Cooke	1-3	4
Ellington	Leonard	Slawson	Geathers	Cooke	0-1	1

2011-12 South Carolina Basketball
 South Carolina Combined Team Statistics (as of Mar 05, 2012)
 Conference games

RECORD:	OVERALL	HOME	AWAY	NEUTRAL
ALL GAMES	2-14	2-6	0-8	0-0
CONFERENCE	2-14	2-6	0-8	0-0
NON-CONFERENCE	0-0	0-0	0-0	0-0

##	Player	gp-gs	min	avg	Total		3-Point		F-Throw		Rebounds				pf	dq	a	to	blk	stl	pts	avg
					fg-fga	fg%	3fg-fga	3fg%	ft-fa	ft%	off	def	tot	avg								
15	COOKE, Malik	16-16	508	31.8	67-175	.383	18-53	.340	39-49	.796	31	47	78	4.9	42	0	23	40	9	23	191	11.9
23	ELLINGTON, Bruce	16-14	511	31.9	72-209	.344	26-85	.306	18-24	.750	14	28	42	2.6	34	0	58	40	1	14	188	11.8
24	HARRIS, Damontre	16-15	443	27.7	49-79	.620	0-0	.000	27-33	.818	48	50	98	6.1	50	2	7	25	40	18	125	7.8
13	GILL, Anthony	16-11	440	27.5	43-108	.398	5-18	.278	25-42	.595	35	40	75	4.7	42	1	14	23	5	11	116	7.3
01	WILLIAMS, Brenton	15-0	230	15.3	32-83	.386	20-50	.400	11-14	.786	4	12	16	1.1	20	1	7	10	2	7	95	6.3
32	LEONARD, Damien	16-12	346	21.6	36-117	.308	25-85	.294	4-7	.571	5	15	20	1.3	22	0	7	14	1	7	101	6.3
33	SLAWSON, RJ	16-5	256	16.0	19-46	.413	3-17	.176	9-14	.643	23	27	50	3.1	40	0	7	16	5	10	50	3.1
02	RICHARDSON, Brian	10-2	92	9.2	8-27	.296	5-17	.294	5-8	.625	2	3	5	0.5	12	0	1	3	0	1	26	2.6
05	SMITH, Eric	13-2	103	7.9	6-26	.231	2-9	.222	6-6	1.000	0	9	9	0.7	4	0	8	8	0	3	20	1.5
30	JACKSON, Lakeem	16-2	198	12.4	10-33	.303	0-0	.000	4-10	.400	10	19	29	1.8	12	0	13	11	0	10	24	1.5
45	GEATHERS, Carlton	13-1	98	7.5	2-7	.286	0-0	.000	5-8	.625	6	7	13	1.0	8	0	0	3	7	5	9	0.7
Team											23	21	44				2					
Total.....		16	3225		344-910	.378	104-334	.311	153-215	.712	201	278	479	29.9	286	4	145	195	70	109	945	59.1
Opponents.....		16	3225		375-801	.468	106-273	.388	249-335	.743	184	373	557	34.8	228	-	238	222	87	96	1105	69.1

TEAM STATISTICS	SC	OPP	Date	Opponent	Score	Att.
SCORING	945	1105	* 01/07/12	at Kentucky	L 64-79	24219
Points per game	59.1	69.1	* 1/10/12	VANDERBILT	L 57-67	8353
Scoring margin	-10.0	-	* 1/14/12	FLORIDA	L 65-79	11308
FIELD GOALS-ATT	344-910	375-801	* 01/21/12	at Auburn	L 52-63	8329
Field goal pct	.378	.468	* 1/25/12	ALABAMA	w 56-54	7807
3 POINT FG-ATT	104-334	106-273	* 01/28/12	at Ole Miss	L 62-66	7396
3-point FG pct	.311	.388	* 2/2/12	at Florida	L 66-74	10003
3-pt FG made per game	6.5	6.6	* 2/4/12	KENTUCKY	L 52-86	16527
FREE THROWS-ATT	153-215	249-335	* 02/08/12	at Tennessee	L 57-69	14784
Free throw pct	.712	.743	* 02-11-12	at Arkansas	L 65-76	16100
F-Throws made per game	9.6	15.6	* 2/15/12	GEORGIA	w 57-56	7569
REBOUNDS	479	557	* 2/18/12	LSU	L 58-68	10092
Rebounds per game	29.9	34.8	* 2/22/12	at Vanderbilt	L 48-59	13705
Rebounding margin	-4.9	-	* 2/25/12	TENNESSEE	L 64-73	7959
ASSISTS	145	238	* 2/29/12	MISSISSIPPI STATE	Lot 67-69	7224
Assists per game	9.1	14.9	* 03/03/12	at Georgia	L 55-67	8336
TURNOVERS	195	222				
Turnovers per game	12.2	13.9				
Turnover margin	+1.7	-				
Assist/turnover ratio	0.7	1.1				
STEALS	109	96				
Steals per game	6.8	6.0				
BLOCKS	70	87				
Blocks per game	4.4	5.4				
ATTENDANCE	76839	102872				
Home games-Avg/Game	8-9605	8-12859				
Neutral site-Avg/Game	-	0-0				

! = Continental Tire Las Vegas Invitational (Columbia, S.C.)
 & = Continental Tire Las Vegas Invitational (Las Vegas, Nev.)
 ^ = Big East/SEC Challenge (Columbia, S.C.)
 * = Conference game

Score by Periods	1st	2nd	OT	Totals
South Carolina	414	524	7	945
Opponents	512	584	9	1105