

# SOUTH CAROLINA WOMEN'S BASKETBALL



# Be the change.



## 2014 NCAA Tournament

March 23/25 • Seattle, Wash. • Alaska Airlines Arena (10,000)



### Game Information

**Date:** Tuesday, March 25, 2014, 6:30 p.m. (PT)  
**TV:** ESPN (Dave Fleming and Sean Farnham)  
**Radio:** 107.5 The Game, 1320 AM The Fan (Brad Muller); GamecocksOnline.com  
**Live Video:** ESPN3  
**Live Stats:** GamecocksOnline.com

### South Carolina Gamecocks 28-4, 14-2 SEC

**Ranking:** 8/8 (AP/Coaches)  
**Head Coach:** Dawn Staley  
**Record at SC:** 120-70 (6th)  
**Career Rec.:** 292-150 (14th)  
**vs. OSU:** 0-0



VS.



### Oregon State Beavers 24-10, 13-5 Pac-12

**Ranking:** -/  
**Head Coach:** Scott Rueck  
**Record at OSU:** 63-65 (4th)  
**Career Rec.:** 351-153 (18th)  
**vs. SC:** 0-0

Mitchell, 15.5 ... Pts ..... Wiese, 14.5  
 Coates, 8.2 ..... Rebs. .... Hamblin, 8.6

### 2013-14 Schedule

Nov. 8	Charleston Southern	W, 99-29
Nov. 10	Louisiana Tech	W, 68-45
Nov. 14	C. of Charleston (FSSO)	W, 81-54
Nov. 17	Seton Hall	W, 88-67
Nov. 20	at Clemson	W, 68-43
Nov. 23	at San Diego State	W, 88-54
Nov. 25	at Southern Cal (Pac-12)	W, 70-50
Dec. 2	NC Central (FSSO)	W, 79-27
Dec. 8	at Charlotte	W, 76-61
<i>Carolinas Challenge</i>		
Dec. 18	vs. #14/13 North Carolina	L, 66-74
Dec. 20	Winthrop	W, 69-61
Dec. 22	SC State (FSSO)	W, 70-26
Dec. 28	Savannah State (FSSO)	W, 82-40
Jan. 2	at Arkansas*	W, 55-51
Jan. 5	Vanderbilt* (ESPNU)	W, 76-66
Jan. 9	#9/10 Kentucky*	W, 68-59
Jan. 12	at Auburn* (SPSO)	W, 72-66
Jan. 16	at #25/21 Texas A&M* (FSW)	L, 65-67 (ot)
Jan. 19	Alabama*	W, 77-51
Jan. 26	at #16/19 Vanderbilt* (ESPN2)	W, 61-57
Jan. 30	Mississippi*	W, 99-70
Feb. 2	Missouri*	W, 78-62
Feb. 6	at Mississippi State*	W, 71-64
Feb. 9	Arkansas* (SECTV)	W, 67-49
Feb. 16	at #19/17 LSU* (ESPN2)	W, 73-57
Feb. 20	at #15/15 Kentucky* (SPSO)	W, 81-58
Feb. 23	Florida* (SPSO)	W, 69-55
Feb. 27	Georgia*	W, 67-56
Mar. 2	at #10/9 Tennessee* (ESPNU)	L, 61-73
<i>SEC Tournament</i>		
Mar. 7	Georgia (SPSO)	W, 67-48
Mar. 8	#12/13 Kentucky (ESPNU)	L, 58-68
<i>NCAA Tournament</i>		
Mar. 23	Cal State Northridge (ESPN)	W, 73-58













### South Carolina Notables

- In its 11th NCAA Tournament appearance in program history, South Carolina has won at least one game in the event in all but three. The Gamecocks have reached the Sweet 16 four times, including 2012 under head coach Dawn Staley. It is the farthest into the event she has proceeded on the sidelines. As a player, she helped Virginia to three NCAA Final Four appearances.
- South Carolina struggled from the free throw line for 38 of the 40 minutes against Cal State Northridge, shooting just 16-of-30, but the Gamecocks held off the Matadors' final charge by hitting 11-of-12 in the final 1:34.
- In three postseason games, junior center Elem Ibiam is second on the team with 13.0 points per game on 73.9 percent shooting. She averaged 9.5 points during the regular season, shooting 53.5 percent.
- Freshman center Alaina Coates is enjoying her first taste of postseason play, averaging a double-double through three games this season with 10.7 points an 11.0 rebounds per outing, blocking 10 shots over the stretch. Her 16-rebound outing against CSUN gives her the top two rebounding performances by a freshman in South Carolina history as she also holds the record of 17 reeled in against Kentucky (Jan. 9).
- South Carolina earned the program's first NCAA Tournament No. 1 seed, exceeding the previous best seed of No. 3 in the 2002 event. The Gamecocks are in their third-straight NCAA Tournament the program's longest stretch of appearances since the four-year stint 1988-91.
- The Gamecocks won their first SEC regular-season championship this season, adding women's basketball to the seven other program's to claim SEC titles since joining the league in 1991-92. It is the program's sixth regular-season conference title in women's basketball, but the first in the SEC. The Gamecocks exceeded all expectations with the title as the coaches predicted a fifth-place finish for them and the media rated them seventh in their preseason poll.
- South Carolina ranks among the nation's most efficient offenses, shooting 48.1 percent from the field, and stingiest defenses, yielding just 55.1 points per game. The Gamecocks do a bulk of their work inside, scoring 50.7 percent of their points in the paint and ranking second in the nation with 7.3 blocked shots per game.

### Tale of the Tape

OSU	SC
24-10	Overall Record..... 28-4
13-5	Conference Record..... 14-2
14-1	Home Record..... 16-0
6-5	Away Record ..... 10-2
4-4	Neutral Record..... 2-2
70.5	Points Per Game..... 73.2
60.5	Opp. Points Per Game ..... 55.1
.437	Field Goal %age..... .481
.345	Opp. Field Goal %age ..... .343
.370	3-Pt. Field Goal %age ..... .342
.277	Opp. 3-Pt. Field Goal %age..... .288
.659	Free Throw %age..... .667
12.2	FTs Made Per Game..... 18.3
14.5	Assists Per Game ..... 14.8
-5.2	Turnover Margin ..... -1.7
43.6	Rebounds Per Game..... 41.0
+7.0	Rebounding Margin..... +9.2
5.6	Steals Per Game ..... 6.0
6.3	Blocked Shots Per Game..... 7.3

# 2013-14 South Carolina Media Roster

<b>0</b>		<p><b>India Farmer</b> 6-0 • Freshman • Forward • N. Myrtle Beach, S.C.</p> <p>PPG <b>0.4</b> RPG <b>0.4</b> APG <b>0.0</b> FG% <b>.286</b> FT% <b>—</b></p>	<p><b>LAST GAME:</b> 1 min vs. CSUN <b>NOTABLE:</b> Has played in 17 games ... Hit a 3 against Alabama for first SEC pts ... First career points and rebounds against NC Central ... Named Toast of the Coast Player of the Year by <i>The Sun News</i>, earned all-state honors as a senior.</p>	<p><b>Career Highs</b> <b>Pts:</b> 3, 2x, last vs. Ala., 1/19/14 <b>Reb:</b> 3 vs. NC Central 12/2/13 <b>A:</b> — <b>S:</b> — <b>Min:</b> 11 vs. NC Central 12/2/13</p>
<b>2</b>		<p><b>Olivia Gaines</b> 5-7 • Junior • Guard • Chester, S.C.</p> <p>PPG <b>2.2</b> RPG <b>1.4</b> APG <b>1.1</b> FG% <b>.489</b> FT% <b>.750</b></p>	<p><b>LAST GAME:</b> 2 assts, 2 rebs vs. CSUN <b>NOTABLE:</b> Great spark and rebounding off bench at UK ... Aggressive defender ... Named 2013 Junior/Community College Player of the Year by WBCA ... Helped team to 2013 NJCAA Division II national title.</p>	<p><b>Career Highs</b> <b>Pts:</b> 7 vs. Savannah St., 12/28/13 <b>Reb:</b> 5 vs. NC Central 12/2/13 <b>A:</b> 5 vs. Char. Sthrn., 11/8/13 <b>S:</b> 3 vs. Char. Sthrn., 11/8/13 <b>Min:</b> 23 vs. Alabama, 1/19/14</p>
<b>5</b>		<p><b>Khadijah Sessions</b> 5-8 • Sophomore • Guard • Myrtle Beach, S.C. <i>kub-DEE-zhub SESH-uns</i></p> <p>PPG <b>7.2</b> RPG <b>1.5</b> APG <b>2.7</b> FG% <b>.387</b> FT% <b>.716</b></p>	<p><b>LAST GAME:</b> 6 pts, 3 assts vs. CSUN <b>NOTABLE:</b> Assist leader 7x ... has 8 10+ scoring games and 5 games of 5+ assists ... 4-of-4 FTs in last 1:34 of CSUN win ... 3-of-3 from 3 at UK ... Hit two FTs in final seconds at Vandy and MSU ... Voted a team captain.</p>	<p><b>Career Highs</b> <b>Pts:</b> 19 vs. Auburn, 2/3/13 <b>Reb:</b> 5 at Florida, 1/20/13 <b>A:</b> 6, 2x, vs. Missouri, 2/2/14 <b>S:</b> 4, 3x, vs. Missouri, 2/2/14 <b>Min:</b> 37 at USC, 11/25/13</p>
<b>12</b>		<p><b>Wilka Montout</b> 6-3 • Senior • Forward • Cayenne, French Guiana <i>WIL-kub mawn-TOO</i></p> <p>PPG <b>1.6</b> RPG <b>1.6</b> APG <b>0.2</b> FG% <b>.354</b> FT% <b>.316</b></p>	<p><b>LAST GAME:</b> 1 min vs. CSUN <b>NOTABLE:</b> Drew first career start on Senior Day ... Solid play at Vandy during foul trouble for starters ... Hit pair of 3s against Alabama ... Career-high 8 rebs vs CoFC ... Rangy forward who can stretch defenses with her shooting touch.</p>	<p><b>Career Highs</b> <b>Pts:</b> 12 vs. LA Tech, 11/12/12 <b>Reb:</b> 8 vs. CoFC, 11/14/13 <b>B:</b> 2, 3x, vs. Georgia, 2/27/14 <b>S:</b> 1, 4x, vs. CSU, 11/8/13 <b>Min:</b> 24 vs. Sav. State, 11/15/12</p>
<b>15</b>		<p><b>Tiffany Davis</b> 5-7 • R-Freshman • Guard • Houston, Texas</p> <p>PPG <b>2.5</b> RPG <b>1.0</b> APG <b>0.9</b> FG% <b>.393</b> FT% <b>.731</b></p>	<p><b>LAST GAME:</b> 3 rebs in 4 min vs. CSUN <b>NOTABLE:</b> Career-high 11 pts vs. Ole Miss in just 16 min off bench ... Learning how to get team organized on both ends and spot up for open shots on offense ... Good shooter ... Fully recovered from knee surgery last fall.</p>	<p><b>Career Highs</b> <b>Pts:</b> 11 vs. Ole Miss, 1/30/14 <b>Reb:</b> 6 at Arkansas, 1/2/14 <b>A:</b> 3, 4x, vs. SC.St., 12/22/13 <b>S:</b> 5 vs. Elon, 11/9/12 <b>Min:</b> 30 at Arkansas, 1/2/14</p>
<b>21</b>		<p><b>LeAnna Morrison</b> 5-5 • R-Sophomore • Guard • Monck's Corner, S.C.</p> <p>PPG <b>0.7</b> RPG <b>0.5</b> APG <b>0.1</b> FG% <b>.308</b> FT% <b>.600</b></p>	<p><b>LAST GAME:</b> 1 min vs. CSUN <b>NOTABLE:</b> Has played in 22 games ... Hit first career field goal against NC Central ... Ran track for two seasons at Charlotte ... Named 2011 All-Lowcountry Female Athlete of the Year by <i>The Post &amp; Courier</i>.</p>	<p><b>Career Highs</b> <b>Pts:</b> 3 vs. NC Central 12/2/13 <b>Reb:</b> 2, 2x, vs. Sav. St., 12/28/13 <b>A:</b> 1, 3x, at San Diego St., 11/23/13 <b>S:</b> 1 vs. Seton Hall, 11/17/13 <b>Min:</b> 12 vs. NC Central 12/2/13</p>
<b>23</b>		<p><b>Tina Roy</b> 5-11 • R-Sophomore • Guard • Kaplan, La.</p> <p>PPG <b>3.8</b> RPG <b>2.1</b> APG <b>1.4</b> FG% <b>.301</b> FT% <b>.609</b></p>	<p><b>LAST GAME:</b> 5 pts, 4 rebs, 1 asst vs. CSUN <b>NOTABLE:</b> Avg. 6.0 pts on 43.8% shooting in postseason ... Great all-around game at Miss. St., contributing in every way ... Key to 1st-half run vs. Kentucky, 11 points in opening 20 min ... Fully recovered from knee surgery in Aug. 2012.</p>	<p><b>Career Highs</b> <b>Pts:</b> 15 vs. Presby, 11/27/11 <b>Reb:</b> 8 at Miss. State, 2/6/14 <b>A:</b> 7 vs. Char. Sthrn., 11/8/13 <b>S:</b> 3 at Charlotte 11/27/11 <b>Min:</b> 31 vs. Vandy, 1/5/14</p>
<b>24</b>		<p><b>Aleighsa Welch</b> 6-0 • Junior • Forward • Goose Creek, S.C. <i>uh-LEE-sub Welch</i></p> <p>PPG <b>13.6</b> RPG <b>7.5</b> APG <b>2.0</b> FG% <b>.568</b> FT% <b>.599</b></p>	<p><b>LAST GAME:</b> 11 pts, 9 rebs, 3 blks vs. CSUN <b>NOTABLE:</b> 1st-Team All-SEC ... Ranks 2nd in SEC and 14th in nation in FG%age ... 17th in SEC in ppg, 9th in rpg, 8th in blks (1.4), 5th in off. rebs (3.0) ... 8 dbl-dbls ... CoSIDA Acad. All-District ... Team captain.</p>	<p><b>Career Highs</b> <b>Pts:</b> 23 vs. N. Carolina, 12/18/13 <b>Reb:</b> 17 vs. CoFC, 11/14/13 <b>A:</b> 5 vs. Savannah St., 12/28/13 <b>S:</b> 3, 4x, at Charlotte, 12/8/13 <b>Min:</b> 43 at Texas A&amp;M, 1/16/14</p>
<b>25</b>		<p><b>Tiffany Mitchell</b> 5-9 • Sophomore • Guard • Charlotte, N.C.</p> <p>PPG <b>15.5</b> RPG <b>5.5</b> APG <b>3.5</b> FG% <b>.506</b> FT% <b>.786</b></p>	<p><b>LAST GM:</b> 24 pts, 6 rebs, 4 assts vs. CSUN <b>NOTABLE:</b> SEC POY, All-Def. Team ... Scored 10+ pts 29 times – 6 20-pt games ... 10th in SEC in ppg, 6th in steals (1.9), 8th in FT%age, 11th in assists ... Wooden Final Ballot and Wade Trophy and Dawn Staley Award Watch Lists.</p>	<p><b>Career Highs</b> <b>Pts:</b> 25 at USC, 11/25/13 <b>Reb:</b> 11, 5x, at Arkansas, 1/2/14 <b>A:</b> 9 at San Diego St., 11/23/13 <b>S:</b> 6 at Auburn, 1/12/14 <b>Min:</b> 39 vs. Kentucky, 1/9/14</p>
<b>31</b>		<p><b>Asia Dozier</b> 6-0 • Sophomore • Guard/Forward • Columbia, S.C. <i>Asia DOE-zhur</i></p> <p>PPG <b>5.9</b> RPG <b>2.8</b> APG <b>2.7</b> FG% <b>.340</b> FT% <b>.590</b></p>	<p><b>LAST GAME:</b> 3 pts, 3 assts, 4 rebs vs. CSUN <b>NOTABLE:</b> Scored in double figures 7 times ... Team-high assists 9 times, including 7 SEC games ... Key to 1st half lead at Vandy while three other starters out with foul trouble ... Avg. 3.0 assists in SEC play to rank 13th in league.</p>	<p><b>Career Highs</b> <b>Pts:</b> 16, 2x, last at SDSU, 11/23/13 <b>Reb:</b> 10 vs. Elon, 11/9/12 <b>A:</b> 6, 2x, vs. Georgia, 3/7/14 <b>S:</b> 2, 5x, at Charlotte, 12/8/13 <b>Min:</b> 40 at Arkansas, 1/2/14</p>
<b>33</b>		<p><b>Elem Ibiam</b> 6-4 • Junior • Center • Fayetteville, Ga. <i>ELL-um IB-ee-um</i></p> <p>PPG <b>9.8</b> RPG <b>6.3</b> BPG <b>2.6</b> FG% <b>.556</b> FT% <b>.657</b></p>	<p><b>LAST GAME:</b> 11 pts, 4 rebs vs. CSUN <b>NOTABLE:</b> SEC All-Def. Team ... 2nd in SEC, 22nd in nation in blocks ... 10+ pts 18 times, incl. 3 postseason, and blocked 3+ shots 16 times ... 10+ pts in 9 of last 14 gms ... School season record 85 blocks, 6th in career rank ... Team captain.</p>	<p><b>Career Highs</b> <b>Pts:</b> 19, 2x, at Charlotte, 12/8/13 <b>Reb:</b> 12 at Texas A&amp;M, 1/16/14 <b>B:</b> 7 at Mississippi State, 2/6/14 <b>S:</b> 2, 4x, vs. UNC, 12/18/13 <b>Min:</b> 34 at Texas A&amp;M, 1/16/14</p>
<b>41</b>		<p><b>Alaina Coates</b> 6-4 • Freshman • Center • Irmo, S.C. <i>uh-LAY-nub COATS</i></p> <p>PPG <b>12.1</b> RPG <b>8.2</b> BPG <b>2.1</b> FG% <b>.624</b> FT% <b>.636</b></p>	<p><b>LAST GAME:</b> 13 pts, 16 rebs, 4 blks vs. CSUN <b>NOTABLE:</b> SEC FOY, Co-6th POY, 2nd-Team All-SEC ... 9 double-doubles, 5 20-pt gms ... Only fr. to rank among both SEC's top 25 ppg and 20 rpg ... In SEC, 6th in rpg, 24th in ppg, 3rd in blks ... SEC-record 5x Fr. of Week.</p>	<p><b>Career Highs</b> <b>Pts:</b> 24, 2x, vs. Ole Miss, 1/30/14 <b>Reb:</b> 17 vs. Kentucky, 1/9/14 <b>B:</b> 5, 2x, vs. Florida, 2/23/14 <b>S:</b> 3 at LSU, 2/16/14 <b>Min:</b> 28 vs. Vanderbilt, 1/5/14</p>

**Starter**

**Reserve**



## Quick Facts

### The University

**Location:** Columbia, S.C.  
**Founded:** 1801  
**Enrollment:** 31,288  
**Colors:** Garnet (PMS 202C) and Black  
**Nickname:** Gamecocks  
**Conference:** Southeastern  
**President:** Dr. Harris Pastides  
**Athletics Director:** Ray Tanner  
**Facility:** Colonial Life Arena (18,000)

### Coaching Staff

**Head Coach:** Dawn Staley  
**Alma Mater:** Virginia, 1992  
**Overall Record:** 292-150 (14th season)  
**School Record:** 120-70 (6th season)  
**Assoc. Head Coach (Alma Mater):**  
 Lisa Boyer (Ithaca, 1972)  
**Assistant Coaches (Alma Mater):**  
 Nikki McCray (Tennessee, 1995)  
 Darius Taylor (Michigan, 2000)

### Team Information

**2012-13 Record:** 25-8  
 Home: 13-3 Away: 7-3 Neutral: 5-2  
**SEC Record (Finish):** 11-5 (T-4th)  
 Home: 6-2 Away: 5-3  
**Letterwinners Returning/Lost:** 6/3  
**Starters Returning/Lost:** 2/3

### Program History

**First Year of Women's Basketball:** 1974-75  
**All-Time Record:** 700-499 (40th season)  
**All-Time SEC Record:** 116-199 (23rd season)  
**NCAA Appearances (Last):** 10 (2013)  
**NCAA Tournament Record:** 11-10  
**Last NCAA Result:** L, 69-75, Kansas, Boulder, Colo., 3/25/13, Second Round  
**WNIT Appearances (Last):** 4 (2011)  
**WNIT Record:** 3-4

### Media Relations

**Women's Basketball Contact:** Diana Koval  
**Office:** 803.777.7977  
**Cell:** 314.369.6050  
**Email:** dkoval@mailbox.sc.edu  
**Press Row Phone:** 803.777.6182  
**Athletics Department on the Web**  
**Website:** GamecocksOnline.com  
**Twitter:** @GamecocksOnline  
**Instagram:** @GamecocksOnline  
**Facebook:** Facebook.com/GamecocksOnline  
**YouTube:** YouTube.com/GamecocksOnline  
**Women's Basketball on Twitter**  
**Team:** @GamecockWBB  
**Head Coach:** @DawnStaley

### A South Carolina Win Would...

- Send the Gamecocks to their fifth Sweet 16 in school history, second in last three seasons.
- Be the Gamecocks' 29th of the season, the second most in school history behind the 1979-80 team's 30 en route to the AIAW Final Four.

### By the Numbers

- 4 Rebounds needed by Aleighsa Welch to become the 15th Gamecock all-time to pull down at least 700 in her career, only five of which reached the mark in fewer than four seasons
- 5 Different Gamecocks who have been the team's high scorer in a game this season – Alaina Coates, Asia Dozier, Elem Ibiam, Tiffany Mitchell and Aleighsa Welch
- 6 Gamecocks who have posted (or tied for) a team high in assists at least once this season – Mitchell, Dozier, Sessions, Welch, Roy, Gaines
- 8 Different Gamecocks who have scored in double figures at least once this season – Welch, Mitchell, Coates, Ibiam, Sessions, Dozier, Roy, Davis
- 9 Double-doubles by center Alaina Coates this season, tying the Gamecock freshman record for double-doubles in a season (Kelsey Bone in 2008-09)
- 12 Gamecocks all-time to record 1,000 points while also amassing at least 650 rebounds after the newest member, Aleighsa Welch, recorded her 1,000th point in the first 4:00 of the win at Kentucky (Feb. 20)
- 13 Free throws made by Tiffany Mitchell against CSU Northridge (Mar. 23), the most by a Gamecock in a game this season and the fifth-most in a game in school history
- 13 Weeks this season that South Carolina has been ranked among the AP top 10, including four among the top five
- 14 Individual 20-point games this season by the Gamecocks – six by Tiffany Mitchell, five by Alaina Coates and three by Aleighsa Welch
- 14 Games this season in which sophomore guard Tiffany Mitchell has had a hand in at least one-third of the offense (points plus assists) – highlighted by helping to deliver 52.2 percent of the Gamecocks' 69 points against Winthrop (Dec. 20) – during which the Gamecocks are 12-1
- 14 Games in which South Carolina has shot at least 50.0 percent from the field this season – including two games over 60.0 percent (Charleston Southern, Ole Miss) – after reaching the mark just 12 times in the previous five seasons under Staley
- 33 Points needed by Alaina Coates to reach the South Carolina freshman top-five for points in a season
- 50.7 Percent of South Carolina's points this season scored in the paint (1,188 of 2,342), highlighted by scoring at least 50.0 percent of points in the paint in 16 games this season, including seven of at least 60.0 percent (Chas. Sthrn., 70.7%; at USC, 60.0%; UK, 61.8%; at Vandy, 75.4%; at UT, 75.4%; vs. UGA, 68.7%, 69.0% vs. UK)
- 58.1 Percent of South Carolina's field goals this season that have been assisted – the highest percentage of the Staley era
- 68 Blocked shots by center Alaina Coates this season, setting a new Gamecock freshman record and second in school history
- 73.9 Percent field goal shooting by junior center Elem Ibiam in postseason play this season, giving her 13.0 points per game for second-best on the team
- 83 Blocks by junior center Elem Ibiam this season, resetting the school single-season record previously held by Lakesha Tolliver (60 in 2006-07) – her 129 career blocks rank are sixth (record is 177 by Tolliver)
- 147 Free throws made this season by sophomore guard Tiffany Mitchell, the third most in school history, 10 shy of Martha Parker's record 157 (1987-88)
- 233 Blocks by South Carolina this season, a new school record by 26 blocks (199 in 2006-07)

### Oregon State Series

The Gamecocks and Beavers have not met before in women's basketball. South Carolina has played seven other members of the Pac-12, posting a 6-9 record. Tonight's game will be the Gamecocks' second of the season against a Pac-12 team after defeating Southern Cal 70-50 on Nov. 25 in Los Angeles.

### Five-Second Count

For the first time in her tenure at South Carolina, head coach Dawn Staley's Gamecocks look different – on the court and in the box score. After seasons of building around defense, Staley finally has a group that is designed for offensive efficiency. The Gamecocks are scoring more (73.2 ppg, 60th in nation) and more efficiently (.481 FG %age – 1st in SEC, 5th in nation) than at any time in the Staley era. And, after seasons of talented guards generating their own offense, Staley's 2013-14 offense starts with getting the ball inside – three primary post players combine to score 48.5 percent of the team's points – and on ball movement creating the best shots as 58.1 percent of made field goals have been assisted. Defense is still a staple of the program with the Gamecocks ranking second in the SEC and eighth in the nation, allowing just 55.2 points per game.

## Current Gamecock Streaks

	Total	Home	Road	Neut.
Overall	W1	W19	L1	W1
SEC	L1	W10	L1	—
Non-Conference	W1	W10	W7	W1
Ranked Teams	L2	W1	L1	L5

## Staley in the Hall of Fame

Head coach Dawn Staley was enshrined in the Naismith Memorial Basketball Hall of Fame this fall, becoming just the 15th female player to earn the honor based on her individual merits (not as part of a team enshrinement).

Staley's career shone in an era that spawned two professional women's basketball leagues in the United States and forever changed the dreams of the nation's top female players. On the international stage, she collected three Olympic gold medals (1996, 2000, 2004) and was twice named the USA Basketball Female Athlete of the Year (1994, 2004). In the U.S. she turned national high school player of the year honors into a career at Virginia that yielded three All-America seasons, including a 1991 campaign that ended with being named national player of the year. On the professional level, Staley was a five-time WNBA All-Star who was named to the All-Decade Team and one of the 15 most influential players in league history.

## NCAA Tournament Tally

South Carolina is making its 11th NCAA Tournament appearance and its third in as many seasons – the program's longest consecutive stretch since the four-year stint 1988-91. The Gamecocks are 12-10 overall at the event, including 2012's 2-1 mark en route to the Sweet 16. The program's four Sweet 16 appearances include a run to the 2002 Elite Eight – the deepest into the event any South Carolina basketball team (men's or women's) has gone. The Gamecocks have won at least one game in the tournament in each of their last five appearances.

This season's No. 1 seed is the highest in school history. Prior to this season, the best seed the Gamecocks received was the No. 3 seed in the East Region in 2002. The seed afforded South Carolina the opportunity to host the first two rounds at Carolina Coliseum. From there, the Gamecocks reached the Elite Eight, the farthest into the tournament any Gamecock basketball – men's or women's – team has progressed. South Carolina lost to Duke 68-77 in that game (March 25, 2002).

South Carolina head coach Dawn Staley has taken a team to the NCAA Tournament eight times, including three South Carolina teams. She is 6-8 as a head coach at the event.

### More on March

In its 40th season of women's basketball, South Carolina is 64-56 (.533) all-time in the month of March, including an 11-11 record (.500) in the sixth season of the Dawn Staley era. After going 0-3 through Staley's first two March campaigns, the Gamecocks have finished each of the last three at or above .500, going 2-2 in 2010-11, 4-2 in 2011-12 and 3-2 in 2012-13. They are 2-2 so far this month.

### Record Record

South Carolina's success this season ranks among the best in the program's history. With their win at No. 15/15 Kentucky (Feb. 20), the Gamecocks set the program record for SEC wins in a season (12) while also topping the previous regular-season wins record (24). The 2012-13 team previously held both records with 11 SEC wins and 23 victories prior to postseason play. The 1978-79 team also won 23 games before opening SCAIAW State Championship play en route to the NWIT title. South Carolina's 14 conference wins broke the 1989-90 team's all-time mark of 13 in the Metro Conference. The program record for total wins in a season is 30 set by the 1979-80 team.

### Postseason Powerhouses

Over the last three seasons, two Gamecocks have especially thrived in postseason play as defined by the SEC and

NCAA Tournaments. In a starting role for the first time this season, junior center Elem Ibiam's team-best 14.0 scoring average in this season's SEC Tournament was right in line with the increased production she has shown each of her last two seasons. In all, the 6-foot-4 Ibiam averages 8.8 points on 63.2 percent shooting in her now 12 postseason games, compared to her 5.9 points per game on 49.6 percent shooting in regular-season games over the same time span. She was especially effective in the 2013 postseason, during which she averaged 11.5 points over four games after closing the regular season with a 4.4 scoring average.

Redshirt sophomore Tina Roy is the other Gamecock who enjoys added success in postseason action and could be a wild card in South Carolina's success this season. In her two postseasons (did not play in 2012-13), Roy averages 5.9 points on 35.1 percent shooting versus her 3.8 points per game on 28.5 percent shooting during regular-season action.

## Gamecocks in the Rankings

(SEC as of 3/23; NCAA as of 3/22)

Team	SEC	NCAA	Actual
Scoring Offense	4	60	73.2
Scoring Defense	2	8	55.2
Scoring Margin	1	8	+18.1
Field Goal Percentage	1	5	.481
Field Goal %age Def.	1	6	.343
3-Point FG %age	7	—	.342
3-Point FG %age Def.	3	44	.288
3-Point FG Made/Gm.	11	282	3.9
Free Throw Percentage	11	253	.667
Rebounding Offense	4	—	41.0
Rebounding Defense	1	—	31.9
Rebounding Margin	2	12	+9.2
Assists	6	83	14.8
Steals	14	264	6.0
Turnover Margin	13	243	-1.7
Turnovers	—	84	14.5
Assist-to-Turnover Ratio	3	66	1.0
Blocked Shots	1	2	7.3

Alaina Coates	SEC	NCAA	Actual
Scoring	24	—	12.1
Rebounding	6	152	8.2
Blocks	3	43	2.1

Elem Ibiam	SEC	NCAA	Actual
Blocks	2	22	2.6

Tiffany Mitchell	SEC	NCAA	Actual
Scoring	10	209	15.5
Assists	11	233	3.5
FT Percentage	8	164	.786
Steals	6	128	1.9
Assist-to-Turnover Ratio	14	—	1.2

Khadijah Sessions	SEC	NCAA	Actual
FT Percentage	15	—	.716

Aleighsa Welch	SEC	NCAA	Actual
Scoring	17	—	13.6
Rebounding	9	200	7.5
FG Percentage	2	14	.568
Blocks	8	130	1.4
Off. Rebounds	5	—	3.0

## 2013-14 Award Watch

### Alaina Coates

SEC Freshman of the Year (Coaches, AP)  
 SEC Co-6th Player of the Year (Coaches)  
 All-SEC Second Team (Coaches)  
 All-SEC Honorable Mention (AP)  
 SEC All-Freshman Team (Coaches)  
 SEC Freshman of the Week (Nov. 11-17; Dec. 30-Jan. 5; Jan. 6-12; Jan. 27-Feb. 2; Feb. 24-Mar. 2)

### Elem Ibiam

SEC All-Defensive Team (Coaches)  
 SEC WBB Community Service Team

### Tiffany Mitchell

SEC Player of the Year (Coaches)  
 All-SEC First Team (Coaches, AP)  
 SEC All-Defensive Team (Coaches)  
 Wooden Award Final Ballot  
 Wade Trophy Watch List  
 Dawn Staley Award Watch List  
 Naismith Trophy Midseason 30

### Aleighsa Welch

All-SEC First Team (Coaches)  
 All-SEC Second Team (AP)  
 Preseason All-SEC First Team  
 Naismith Trophy Early Season Watch List  
 CoSIDA Academic All-District 4  
 SEC Player of the Week (Feb. 3-9)

### Dawn Staley

SEC Coach of the Year (Coaches, AP)

### Stat Stuffer

In addition to earning her SEC Player of the Year honors, the transformation of the game of sophomore guard Tiffany Mitchell – who has both honed and diversified her skills from last season – has captured national attention as she has earned spots on the Naismith Trophy Midseason 30, the Wooden Award Final Ballot and the Wade Trophy and Dawn Staley Award Watch Lists. The Charlotte, N.C., native is one of two players in the SEC to rank among the conference's top 15 in points (10th, 15.5 ppg), assists (11th, 3.5 apg) and steals (6th, 1.9 spg). In SEC action, Mitchell is the only player to add a top-20 showing in rebounds to that trio of stats.

### Clutch Delivery

As ESPN's Michelle Smith noted in her rating of the "10 biggest clutch players in college women's basketball," sophomore guard Tiffany Mitchell has proven to deliver late in tight-game situations. She scored five points in the final 20 seconds of regulation at Texas A&M (Jan. 16) to send the game into overtime, and she netted four points in 18 seconds with the Gamecocks tied at Vanderbilt (Jan. 26) with under a minute left to play to help deliver the win. Despite missing all but 2:25 of the first half due to foul trouble and struggling to find rhythm in the second at Mississippi State, Mitchell still delivered, hitting a pair of free throws to make it an eight-point lead with 18 seconds to play. In the Gamecocks' NCAA first-round win over Cal State Northridge, Mitchell hit 6-of-6 from the free throw line in the final 63 seconds to seal the victory.

In South Carolina's eight games decided by fewer than 10 points, Mitchell averages 5.1 points in the last five minutes, shooting 61.1 percent (11-of-18) from the field, including 80.0 percent (4-of-5) from 3-point range, and 78.9 percent (15-of-19) from the free throw line.

### Get on the Glass!

Already among the program's top five in career offensive rebounds, junior forward Aleighsa Welch has turned in top-10 single-season numbers in the stat each of her first two seasons. With 97 this season, she is on track to become the first Gamecock to add a third campaign to the list. She is fifth in the SEC in the category (3.0 per game).

Welch is also poised to join an elite group of all-around rebounders to don the garnet and black. She is four rebounds shy of becoming the 15th Gamecock to amass 700 career rebounds. If she hits the mark before the end of this season, she would become just the sixth member of that group to hit the mark in fewer than four seasons and just the second to do it in the SEC era.

## Freshman Phenom

SEC Freshman of the Year and Co-6th Player of the Year selection Alaina Coates has put her stamp on more than just the South Carolina program, becoming the first league Freshman of the Year to also earn another of the SEC's highest honors. En route to securing the freshman awards, she tied the SEC record with five freshman of the week selections. The 6-foot-4 center is the league's best freshman rebounder with 8.2 per game overall and was fifth in the league, regardless of class, with 8.5 boards per conference game. Overall, Coates is the only freshman in the SEC to rank among both the top 25 scorers and top 20 rebounders (12.1 ppg, 24th; 8.2 rpg, 6th).

## First-Year Firsts

Center Alaina Coates has stamped her name on the Gamecocks' freshman record books several times already this season. Her 68 blocked shots are the new Gamecock freshman record and are second in school history regardless of class – eclipsing the previous school-record 60, which teammate Elem Ibiam also passed this season. Her 110 free throws and 173 free throw attempts are both new freshman records, and her 62.4 field goal percentage is well ahead of the current freshman record of 59.5 percent (Demetress Adams, 2005-06). Coates' nine double-doubles tied the Gamecocks' freshman record (Kelsey Bone, 2009-10), and she is one of just six South Carolina freshmen all-time to post at least five 20-point games, only the second to do it in the SEC era.

Many of Coates' single-game performances also rank among the program's best for a freshman, highlighted by becoming the first Gamecock freshman to post a perfect shooting night with 7-of-7 field goals and 9-of-9 free throws against SC State (Dec. 22) and the first to post double-doubles in her first two SEC contests (later extended to three games). Coates' 17 rebounds against No. 9/10 Kentucky (Jan. 9) are the most ever by a Gamecock freshman and tied for the most by an SEC player in a league game this season. Her five blocks at Arkansas (Jan. 2) and against Florida (Feb. 23) and her 15 free throw attempts at San Diego State (Nov. 23) tied the South Carolina freshman records.

## New Queen of the Block

On the way to earning SEC All-Defensive Team honors, junior center Elem Ibiam blocked seven blocks at Mississippi State (Feb. 6) to not just set a career single-game high, but also to break school records for blocks in an SEC game, blocks in a season and blocks in an SEC regular-season. She broke the overall single-season record in just 23 games, compared to previous record-holder Lakesha Tolliver who needed 33 games to get to her 60 in 2006-07, and the SEC regular-season record in four fewer games than Tolliver in the same season. Ibiam currently has 83 blocks this season, including 44 in SEC action. She is just the ninth Gamecock all-time to record 100 career blocks, currently standing at 130, which is sixth in the record book and trails Ilona Burgrova'a (2005-08) 133 in fifth place. Tolliver (2004-07) holds the school record at 177.

## Make It, Take It

South Carolina is exhibiting its most efficient offense of the Dawn Staley era this season, leading the SEC and ranking fifth in the nation with 48.1 percent accuracy from the field. The Gamecocks have shot 50.0 percent or higher 14 times this season – the most in a season under Staley – including six SEC contests. In fact, in the previous five seasons, South Carolina hit at least 50.0 percent of its field goal attempts just 12 times combined. The Gamecocks shot 47.1 percent in SEC action to rank second in the conference.

This year's top shooting effort was 60.9 percent against Charleston Southern (Nov. 8) – a program best under Staley – followed by a 60.8 percent showing against Ole Miss (Jan. 30). The Gamecocks made at least 65.0 percent of their attempts in a half five times this season, including a remarkable 73.9 percent (17-of-23) in the second half against Seton Hall (Nov. 17).

## Post Presence

South Carolina's trio of primary post players – Alaina Coates, Elem Ibiam and Aleighsa Welch – has been a big key to the Gamecocks' offensive production so far this season. The trio has accounted for 1,137 of the team's 2,342 points this season – 48.5 percent – and is shooting a combined 58.1 percent from the field. Welch leads the way with 13.6 points per game (17th in SEC) on 56.8 percent shooting (2nd in SEC, 14th in nation). Coates shoots a team-best 62.4 percent from the field for 12.1 points per game (24th in SEC). Ibiam adds 9.8 points per game on 55.6 percent shooting.

The Gamecocks' inside-out offensive approach has delivered as 50.7 percent of their points this season have come in the paint. South Carolina scored at least 50.0 percent of its points in the paint in 16 games this season, including seven games of 60.0 percent or more coming at close range – 69.0% vs. Kentucky (Mar. 8), 68.7% vs. Georgia (Mar. 7), 75.4% at Tennessee (Mar. 2), 75.4% at Vanderbilt (Jan. 26), 70.7% against Charleston Southern (Nov. 8), 61.8% vs. No. 9/10 Kentucky (Jan. 9) and 60.0% at Southern Cal (Nov. 25).

## Block Party!

The Gamecocks are a constant shot-blocking threat, beyond their pair of 6-foot-4 centers, leading the SEC and ranking second in the nation with 7.3 per game. This season's 233 blocks is the new school record, surpassing the previous mark of 199 in the regular-season meeting with Georgia (Feb. 27).

South Carolina swatted away a school-record 14 shots against No. 9/10 Kentucky (Jan. 9) – the most by an SEC team in league play this season – with five different Gamecocks getting into the action. The team repeated the effort at Mississippi State (Feb. 6) with four players accounting for the total. The Gamecocks have recorded double-digit blocks six times this season, including five SEC games.

Junior Elem Ibiam's 2.6 blocks per game are second in the league and 22nd in the nation. She holds the school record with now 83 this season, including a Gamecock-record 44 in SEC action. She broke both records in fewer games played than the previous holder. Ibiam has blocked three or more shots in game 16 times this season, including her career-high seven at Mississippi State (Feb. 6), the first five of which came in the first half and pushed her over the single-season school record. She swatted away six against No. 9/10 Kentucky (Jan. 9) to tie for the fourth most in Colonial Life Arena history.

Freshman Alaina Coates is third in the SEC and 43rd in the country with 2.1 per game with 14 games of three or more, including eight SEC games. With a total of 68 this season, she is the new Gamecock freshman record holder and is second in program single-season history, regardless of class. She has twice blocked a South Carolina freshman record five shots in a game – at Arkansas (Jan. 2) and against Florida (Feb. 23).

Junior forward Aleighsa Welch has inserted herself into the race late this season to move into eighth in the SEC with 1.4 per game on the season. She twice swatted away a career-high five shots – vs. Arkansas (Feb. 9) and at #15/15 Kentucky (Feb. 20).

## The Gift of Glass

The Gamecocks have been a solid rebounding team throughout head coach Dawn Staley's tenure, but it was a team effort by an undersized roster in the past. This season, South Carolina is out-rebounding its opponents by 9.2 boards per game to rank second in the SEC and 12th in the nation, behind the strength of the trio of Alaina Coates, Elem Ibiam and Aleighsa Welch.

Coates leads the way and ranks sixth in the SEC with 8.2 boards per outing – a number that rose to 8.5 per conference game to rank fifth in the league. Welch comes in ninth in the league with 7.5 per game, while Ibiam rounds out the trio of season leaders at 6.3 per contest. Coates leads the team with nine games of double-digit rebounds this season,

As a team, South Carolina has turned its 385 offensive rebounds into 419 second-chance points. Welch paces the group on the offensive glass with 3.0 per game to rank fifth

## 2013-14 Double-Doubles

### Alaina Coates (9)

11/10	Louisiana Tech	12 pts/10 rebs
11/14	College of Charleston	11 pts/14 rebs
12/28	Savannah State	17 pts/12 rebs
1/2	at Arkansas	11 pts/12 rebs
1/5	Vanderbilt	24 pts/10 rebs
1/9	Kentucky	10 pts/17 rebs
1/30	Ole Miss	24 pts/12 rebs
2/23	Florida	16 pts/12 rebs
3/23	Cal St. Northridge	13 pts/16 rebs

### Tiffany Mitchell (1)

1/2	at Arkansas	16 pts/11 rebs
-----	-------------	----------------

### Aleighsa Welch (8)

11/10	Louisiana Tech	14 pts/10 rebs
11/14	College of Charleston	12 pts/17 rebs
11/20	at Clemson	17 pts/10 rebs
1/9	Kentucky	16 pts/14 rebs
1/14	at Texas A&M	20 pts/16 rebs
1/19	Alabama	12 pts/10 rebs
2/6	at Mississippi State	18 pts/11 rebs
2/20	at Kentucky	21 pts/10 rebs



## Miscellaneous Stats

Double-Doubles	2013-14	Career	Record
Alaina Coates	9	9	9-0
Aleighsa Welch	8	18	16-2
Tiffany Mitchell	1	3	3-0
Elem Ibiam	0	1	0-1

20+ Points	2013-14	Career	Record
Tiffany Mitchell	6	7	7-0
Alaina Coates	5	5	5-0
Aleighsa Welch	3	4	2-2

10+ Points	2013-14	Career	Record
Tiffany Mitchell	29	43	37-6
Aleighsa Welch	28	59	49-10
Alaina Coates	22	22	21-1
Elem Ibiam	18	25	21-4
Khadijah Sessions	8	14	13-1
Asia Dozier	7	9	8-1
Tina Roy	2	7	6-1
Tiffany Davis	1	1	1-0
Wilka Montout	0	2	2-0

10+ Rebounds	2013-14	Career	Record
Alaina Coates	9	9	9-0
Aleighsa Welch	8	21	19-2
Tiffany Mitchell	1	6	5-1
Elem Ibiam	1	3	1-2
Asia Dozier	0	1	1-0

5+ Assists	2013-14	Career	Record
Asia Dozier	7	8	8-0
Tiffany Mitchell	7	7	7-0
Khadijah Sessions	5	5	5-0
Tina Roy	2	2	2-0
Olivia Gaines	1	1	1-0
Aleighsa Welch	1	1	1-0

5+ Steals	2013-14	Career	Record
Tiffany Mitchell	4	5	5-0
Tiffany Davis	0	1	1-0

5+ Blocks	2013-14	Career	Record
Elem Ibiam	5	7	7-0
Aleighsa Welch	2	2	2-0
Alaina Coates	2	2	2-0

## Games Led Team In...

(Tied for team lead in each category included)

Scoring	2013-14	Career	Record
Tiffany Mitchell	13	20	19-1
Aleighsa Welch	9	24	15-9
Alaina Coates	6	6	6-0
Elem Ibiam	4	6	4-2
Asia Dozier	1	1	1-0
Khadijah Sessions	0	3	2-1
Tina Roy	0	2	2-0

Rebounding	2013-14	Career	Record
Alaina Coates	16	16	15-1
Aleighsa Welch	12	38	31-7
Elem Ibiam	6	11	11-0
Tiffany Mitchell	3	9	8-1

Assists	2013-14	Career	Record
Tiffany Mitchell	14	16	15-1
Asia Dozier	9	10	10-0
Khadijah Sessions	8	11	9-2
Aleighsa Welch	6	10	7-3
Tina Roy	2	3	3-0
Olivia Gaines	1	1	0-1

in the league in the category. Her 332 career offensive boards rank fifth in school history, trailing former teammate Ashley Bruner's (2010-13) total of 338 in fourth.

## A Little Help from My Friends

Under the tutelage of one of the premier point guards in U.S. women's basketball history in Dawn Staley, the Gamecocks are thriving in the assist category this season unlike any other, handing out 14.8 per game after never averaging more than 11.2 per game in the previous five campaigns. This season's five games of 20 or more assists by the team surpasses the total of the previous five seasons, which was three.

The increase is not simply a product of more made field goals, either. This season, South Carolina has assisted on 58.1 percent of its made field goals, compared to the previous five seasons under Staley, which saw a high of 48.5 percent in 2011-12. The percentage of assisted field goals has been over 60.0 percent in 14 games this season.

South Carolina has twice posted a Staley-era high of 25 assists this season, including Jan. 19 against Alabama on 30 made field goals – 83.3 percent. The Gamecocks also handed out 25 assists against Charleston Southern (Nov. 8) on 39 FGM.

Four Gamecocks average at least 2.0 assists per game with sophomore Tiffany Mitchell leading the way with 3.5 to rank 11th in the SEC.

## Scoring Differentials

<b>Largest lead in a win</b> .....	by 70 (99-29), 2nd-0:49 vs. Charleston Southern, 11/8/13
<b>Largest deficit overcome to win</b> .....	by 12 (13-25), 1st-8:31 at Auburn, 1/12/14
<b>Largest lead given up in a loss</b> .....	by 5 (9-4), 1st-13:23 at Texas A&M, 1/16/14
<b>Largest deficit in a loss</b> .....	by 19 (15-34), 1st-0:29 at Texas A&M, 1/16/14

## Team Specialty Stats

South Carolina/Opponent

	Pts. in Paint	Pts. Off TOs	2nd Chance Pts	Fast Break Pts
11/8 CSU	70/6	40/5	23/6	32/4
11/10 LA Tech	38/18	13/12	19/8	20/8
11/14 CoFC	28/18	8/9	23/10	6/5
11/17 SHU	34/30	11/8	9/10	20/6
11/20 at Clemson	40/10	13/10	21/4	12/2
11/23 at SDSU	30/26	33/11	14/1	12/2
11/25 at USC	42/28	20/19	13/6	8/10
12/2 NCCU	40/6	19/3	8/10	22/2
12/8 at Char.	44/30	19/2	14/4	6/5
12/18 vs. UNC	36/44	30/16	13/18	0/2
12/20 Winthrop	28/24	16/25	10/9	4/15
12/22 SC St.	34/12	23/13	18/4	12/8
12/28 Sav. St.	34/18	28/8	9/8	15/4
1/2 at Ark.	30/18	10/27	10/14	4/4
1/5 Vandy	42/30	16/16	8/15	16/8
1/9 Ky.	42/42	10/14	20/11	15/10
1/12 at Auburn	30/28	19/27	11/10	6/6
1/16 at TAMU	24/38	10/23	12/11	7/12
1/19 Alabama	30/20	17/14	8/9	6/4
1/26 at Vandy	46/32	16/20	10/11	6/2
1/30 Ole Miss	50/34	17/13	19/16	12/10
2/2 Mizzou	36/16	29/19	17/10	6/0
2/6 at Miss. St.	32/16	6/12	14/11	6/0
2/9 Arkansas	30/14	11/11	8/6	6/8
2/16 at LSU	32/24	16/12	8/8	2/0
2/20 at Ky.	38/26	13/6	12/4	0/0
2/23 Florida	34/30	3/16	15/2	6/13
2/28 Georgia	34/28	9/14	6/11	10/4
3/2 at Tenn.	46/34	10/6	11/9	2/6
3/7 vs. Ga.	46/24	10/6	9/21	29/14
3/8 vs. UK	40/24	4/16	7/5	0/6
3/23 vs. CSUN	28/18	12/6	20/4	2/4

## Starters vs. Bench Points

	SC Starters	Opp. Starters	SC Bench	Opp. Bench
11/8 CSU	58	19	41	10
11/10 LA Tech	47	29	21	16
11/14 CoFC	53	26	28	28
11/17 SHU	71	52	17	15
11/20 at Clemson	55	30	13	13
11/23 at SDSU	58	35	30	16
11/25 at USC	51	37	19	13
12/2 NCCU	57	16	32	11
12/8 at Char.	59	40	17	21
12/18 vs. UNC	62	63	4	11
12/20 Winthrop	60	51	7	10
12/22 SC St.	32	14	38	12
12/28 Sav. St.	55	10	27	30
1/2 at Ark.	43	42	12	9
1/5 Vandy	57	47	29	29
1/9 Ky.	42	42	26	17
1/12 at Auburn	41	50	31	16
1/16 at TAMU	40	67	15	0
1/19 Alabama	49	38	28	13
1/26 at Vandy	49	37	12	20
1/30 Ole Miss	55	55	44	15
2/2 Mizzou	65	47	13	15
2/6 at Miss. St.	54	36	17	28
2/9 Arkansas	44	38	23	11
2/16 at LSU	49	45	24	12
2/20 at Ky.	71	28	10	30
2/23 Florida	46	50	23	5
2/28 Georgia	42	33	25	23
3/2 at Tenn.	41	61	20	12
3/7 vs. Ga.	38	34	29	14
3/8 vs. UK	41	37	17	31
3/23 vs. CSUN	55	45	18	13

## South Carolina's Record When...

	Postseason	SEC Only	All
Record.....	2-1.....	14-2.....	28-4
Playing a ranked opponent.....	0-1.....	4-2.....	4-4
Playing at home .....	0-0.....	8-0.....	16-0
Playing on the road .....	0-0.....	6-2.....	10-2
Playing at neutral site .....	2-1.....	0-0.....	2-2
Leading at half .....	2-0.....	13-0.....	27-0
Trailing at half .....	0-1.....	0-2.....	0-4
Tied at half .....	0-0.....	1-0.....	1-0
Playing an overtime game .....	0-0.....	0-1.....	0-1
0 players score in double figures .....	0-0.....	0-0.....	0-0
1 player scores in double figures .....	0-0.....	0-0.....	1-0
2 players score in double figures .....	0-0.....	1-1.....	1-1
3 players score in double figures .....	0-1.....	8-1.....	10-3
4 players score in double figures .....	2-0.....	3-0.....	11-0
5 players score in double figures .....	0-0.....	0-0.....	3-0
More than 5 players in double figures.....	0-0.....	2-0.....	2-0
Starters out-score opponent's starters .....	2-1.....	10-0.....	24-1
Opponent's starters score equal/more .....	0-0.....	4-2.....	4-3
Bench out-scores opponent's bench .....	2-0.....	9-2.....	18-2
Opponent's bench scores equal/more.....	0-1.....	5-0.....	10-2
Shooting 50% or better .....	1-0.....	6-0.....	14-0
Shooting between 40-49% .....	1-1.....	8-1.....	13-3
Shooting between 30-39% .....	0-0.....	0-1.....	1-1
Shooting less than 30% .....	0-0.....	0-0.....	0-0
Opponent shoots 50% or better.....	0-0.....	0-0.....	0-0
Opponent shoots between 40-49% .....	0-1.....	0-2.....	3-4
Opponent shoots between 30-39% .....	1-0.....	11-0.....	16-0
Opponent shoots less than 30% .....	1-0.....	2-0.....	8-0
Shooting better than opponent.....	2-1.....	14-1.....	28-2
Shooting worse than/equal to opponent .....	0-0.....	0-1.....	0-2
Having more FTs made than opponent .....	2-0.....	12-0.....	25-1
Having equal/less FTs made than opponent ..	0-1.....	2-2.....	3-3
Out-rebounding opponent.....	1-1.....	12-1.....	24-2
Having equal/less rebounds than opponent ...	1-0.....	2-1.....	4-2
Having more TOs than opponent .....	1-1.....	13-2.....	16-3
Having equal or less TOs than opponent.....	1-0.....	1-0.....	12-1
Attempting more FT than 3FG.....	2-1.....	13-2.....	26-4
Attempting equal/less FT than 3FG .....	0-0.....	1-0.....	2-0
Making 5 or more 3FGs.....	0-0.....	6-1.....	12-1
Making less than 5 3FGs.....	2-1.....	8-1.....	16-3
Making no 3 FGs.....	0-0.....	1-0.....	1-0
Attempting 15 or more 3FGs .....	0-0.....	1-0.....	7-0
Attempting less than 15 3FGs .....	2-1.....	13-2.....	21-4

	Postseason	SEC Only	All
No South Carolina players foul out .....	2-1.....	12-2.....	24-4
One or more SC players foul out.....	0-0.....	2-0.....	4-0
Having 10 or more assists.....	2-1.....	13-1.....	27-2
Having less than 10 assists.....	0-0.....	1-1.....	1-2
Scoring more pts. in paint than opponent .....	2-1.....	13-1.....	27-2
Scoring equal/less pts. in paint than opp. ....	0-0.....	1-1.....	1-2
Scoring more pts. off TOs than opponent .....	2-0.....	5-1.....	17-2
Scoring equal/less pts. off TOs than opp. ....	0-1.....	9-1.....	11-2
Scoring more 2nd-chance pts. ....	1-0.....	8-2.....	19-2
Scoring equal/less 2nd-chance pts.....	1-1.....	6-0.....	9-2
Scoring more fast break pts.....	1-0.....	9-0.....	20-0
Scoring equal/less fast break pts.....	1-1.....	5-2.....	8-4
Wearing white uniforms .....	2-1.....	9-0.....	19-1
Wearing black uniforms .....	0-0.....	5-2.....	9-2
Wearing garnet uniforms.....	0-0.....	0-0.....	0-1
Playing in tournaments/classics .....	2-1.....	0-0.....	2-2
Playing on live television .....	2-1.....	7-2.....	15-3
Playing in November.....	0-0.....	0-0.....	7-0
Playing in December .....	0-0.....	0-0.....	5-1
Playing in January .....	0-0.....	7-1.....	7-1
Playing in February .....	0-0.....	7-0.....	7-0
Playing in March.....	2-1.....	0-1.....	2-2
Playing during the day.....	2-1.....	8-1.....	17-2
Playing at night .....	0-0.....	6-1.....	11-2
Playing on Sunday.....	1-0.....	8-1.....	13-1
Playing on Monday.....	0-0.....	0-0.....	2-0
Playing on Tuesday.....	0-0.....	0-0.....	0-0
Playing on Wednesday.....	0-0.....	0-0.....	1-1
Playing on Thursday.....	0-0.....	6-1.....	7-1
Playing on Friday .....	1-0.....	0-0.....	3-0
Playing on Saturday.....	0-1.....	0-0.....	2-1
Margin is 5 pts. or less.....	0-0.....	2-1.....	2-1
Margin is between 6-10.....	0-1.....	4-0.....	5-2
Margin is between 11-20.....	2-0.....	5-1.....	9-1
Margin is more than 20.....	0-0.....	3-0.....	12-0
Having a 20-pt. scorer .....	1-0.....	6-1.....	12-2
Having a 30-pt. scorer .....	0-0.....	0-0.....	0-0
Scoring 49 points or less.....	0-0.....	0-0.....	0-0
Scoring 50-59 points .....	0-1.....	1-0.....	1-1
Scoring 60-69 points.....	1-0.....	5-2.....	9-3
Scoring 70-79 points.....	1-0.....	6-0.....	11-0
Scoring 80-89 points.....	0-0.....	1-0.....	5-0
Scoring 90-99 points.....	0-0.....	1-0.....	2-0

## 2013-14 Team High / Low

South Carolina Highs	South Carolina Lows	Category	Opponent Lows	Opponent Highs
99 vs. Ole Miss, 1/30	55 at Arkansas, 1/2	<b>Points in Game</b>	25, NC Central, 12/2	74, vs. North Carolina, 12/18
99 vs. Charleston Southern, 11/8				
55 (2nd) vs. Ole Miss, 1/30	17 (1st) at Texas A&M, 1/16	<b>Points in Half</b>	12 (1st), SC State, 12/22 12 (2nd), NC Central, 12/2	45 (2nd) vs. Ole Miss, 1/30
39 vs. Charleston Southern, 11/8	18 vs. Georgia, 2/27	<b>Field Goals Made</b>	8, NC Central, 12/2	29, at Tennessee, 3/2
66 vs. C. of Charleston, 11/14	41 at Auburn, 1/12	<b>Field Goal Attempts</b>	48, at San Diego St., 11/23 48, at Clemson, 11/20	73, Kentucky, 1/9
.609 (39-64) vs. Chas. Sthrn., 11/8	.379 (25-66) vs. CofC, 11/14	<b>FG Percentage</b>	.160 (8-50), NC Central, 12/2	.459 (28-61), vs. UNC, 12/18
9 at San Diego St., 11/23	0 at Vanderbilt, 1/26	<b>3-Point FG Made</b>	1, at Vanderbilt, 1/26 1, Kentucky, 1/9 1, NC Central, 12/2 1, at Southern Cal, 11/25 1, at San Diego St., 11/23	9, Missouri, 2/2
28 vs. C. of Charleston, 11/14	2 at Vanderbilt, 1/26	<b>3-Point FG Attempts</b>	4, at Texas A&M, 1/16	23, Charleston Southern, 11/8
.667 (4-6) vs. Savannah St., 12/28	.000 (0-2) at Vanderbilt, 1/26	<b>3-Point FG Percentage</b>	.071 (1-14), NC Central, 12/2	.571 (4-7), LA Tech, 11/10
32 vs. Ole Miss, 1/30	7 at Vanderbilt, 1/26	<b>Free Throws Made</b>	0, SC State, 12/22	21, Ole Miss, 1/30
48 vs. Savannah State, 12/28	9 at Vanderbilt, 1/26	<b>Free Throw Attempts</b>	2, SC State, 12/22	31, Ole Miss, 1/30
.909 (10-11) vs. Alabama, 1/19	.364 (8-22) vs. LA Tech, 11/10	<b>FT Percentage</b>	.000 (0-2), SC State, 12/22	.933 (14-15), Vanderbilt, 1/5
62 vs. C. of Charleston, 11/14	27 at Auburn, 1/12	<b>Rebounds</b>	19, at Kentucky, 2/20	48, at Tennessee, 3/2
25 vs. Alabama, 1/19	6 vs. North Carolina, 12/18	<b>Assists</b>	4, Seton Hall, 11/17	16, Missouri, 2/2
25 vs. Charleston Southern, 11/8				
17 vs. Charleston Southern, 11/8	1 vs. CSU Northridge, 3/23 1 vs. Kentucky, 3/8	<b>Steals</b>	3, vs. CSU Northridge, 3/23 3, Missouri, 2/2 3, Ole Miss, 1/30 3, NC Central, 12/2	13, Arkansas, 2/9
14 at Mississippi State, 2/6	3 at Auburn, 1/12	<b>Blocked Shots</b>	0, at Kentucky, 2/20 0, at Vanderbilt, 1/26 0, at Charlotte, 12/8	6, at Auburn, 1/12 6, at Arkansas, 1/2
14 vs. Kentucky, 1/9	3 at Southern Cal, 11/25			
24 at Vanderbilt, 1/26	7 vs. NC Central, 12/2	<b>Turnovers</b>	5, vs. CSU Northridge, 3/23 5, vs. Kentucky, 3/8 5, at Mississippi State, 2/6	25, at San Diego St., 11/23 25, Charleston Southern, 11/8
24 at Vanderbilt, 1/26	1 vs. SC State, 12/22	<b>Fouls</b>	13, NC Central, 12/2	33, Missouri, 2/2

## 2013-14 Individual Superlatives

Category	South Carolina	Opponent
<b>Points in Game</b>	25 by Tiffany Mitchell vs. Georgia, 2/27	26 by Janae Sharpe, vs. CSU Northridge, 3/23
<b>Points in Half</b>	18 (2nd) by Aleighsa Welch at Charlotte, 12/8	15 (1st) by Janae Sharpe, vs. CSU Northridge, 3/23 15 (2nd) by Erica Williams, Winthrop, 12/20 15 (1st) by Tabatha Richardson-Smith, Seton Hall, 11/17
<b>Field Goals Made</b>	11 by Alaina Coates vs. Vanderbilt, 1/5	9 by Janae Sharpe, vs. CSU Northridge, 3/23 9 by Isabelle Harrison, at Tennessee, 3/2 9 by Jatterra Bonds, Florida, 2/23 9 by Christina Foggie, at Vanderbilt, 1/26 9 by Stephanie Mavunga, vs. North Carolina, 12/18
<b>Field Goal Attempts</b>	19 by Aleighsa Welch at Tennessee, 3/2 19 by Aleighsa Welch at Texas A&M, 1/16	22 by Ka-Deirdre Simmons, Seton Hall, 11/17
<b>FG Percentage</b>	1.000 (7-7) by Alaina Coates vs. SC State, 12/22 1.000 (7-7) by Elem Ibiam vs. Charleston Southern, 11/8	.833 (5-6) by Kylee Smith, Vanderbilt, 1/5
<b>3-Point FG Made</b>	4 by Tiffany Mitchell vs. Winthrop, 12/20 4 by Asia Dozier at San Diego St., 11/23 4 by Asia Dozier vs. C. of Charleston, 11/14	5 by Tabatha Richardson-Smith, Seton Hall, 11/17
<b>3-Point FG Attempts</b>	10 by Asia Dozier, at San Diego St., 11/23	9 by Jessica Jackson, at Arkansas, 1/2
<b>3-Point FG Percentage</b>	1.000 (3-3) by Khadijah Sessions, at Kentucky, 2/20 1.000 (3-3) by Tiffany Mitchell at LSU, 2/16	.833 (5-6) by Tabatha Richardson-Smith, Seton Hall, 11/17
<b>Free Throws Made</b>	13 by Tiffany Mitchell vs. CSU Northridge, 3/23	9 by Tia Faleru, Ole Miss, 1/30
<b>Free Throw Attempts</b>	17 by Tiffany Mitchell vs. CSU Northridge, 3/23	13 by Tia Faleru, Ole Miss, 1/30
<b>FT Percentage</b>	1.000 (10-10) by Tiffany Mitchell vs. Georgia, 2/27	1.000 (6-6) Jessica Jackson, Arkansas, 2/9
<b>Rebounds</b>	17 by Alaina Coates vs. Kentucky, 1/9 17 by Aleighsa Welch vs. C. of Charleston, 11/14	15 by Isabelle Harrison, at Tennessee, 3/2
<b>Assists</b>	9 by Tiffany Mitchell at San Diego St., 11/23	8 by Dequesha McClanahan, Winthrop, 12/20
<b>Steals</b>	6 by Tiffany Mitchell at Auburn, 1/12	5 by Keira Peak, Arkansas, 2/9
<b>Blocked Shots</b>	7 by Elem Ibiam at Mississippi State, 2/6	4 by Monique Maximilien, Charleston Southern, 11/8
<b>Turnovers</b>	8 by Aleighsa Welch at Vanderbilt, 1/26	7 by Lianna Doty, Missouri, 2/2 7 by Kourtney Williams, SC State, 12/22 7 by Ahjalee Harvey, at San Diego St., 11/23
<b>Minutes Played</b>	43 by Aleighsa Welch at Texas A&M, 1/16	45 by Jordan Jones, at Texas A&M, 1/16



# Staley Era Team Records

*Italics indicates set in 2013-14*

## Scoring

Most	Points
1. vs. <i>Ole Miss, 1/30/14</i>	99
vs. <i>Charleston Southern, 11/8/13</i>	99
3. at Clemson, 11/19/09	92
4. at <i>San Diego State, 11/23/13</i>	88
vs. <i>Seton Hall, 11/17/13</i>	88

Fewest	Points
1. at Stanford, 11/26/10	32
2. vs. Georgia, 3/4/11	34
3. vs. Mississippi State, 3/5/09	39
4. at Georgia, 1/13/13	40
5. at Mississippi State, 2/26/09	41

Fewest Allowed	Points
1. vs. South Carolina State, 12/14/11	21
2. vs. Presbyterian, 11/27/11	24
3. vs. <i>SC State, 12/22/13</i>	26
4. vs. <i>NC Central, 12/2/13</i>	27
5. vs. <i>Charleston Southern, 11/8/13</i>	29

Most Allowed	Points
1. at Clemson, 11/19/09	94
2. vs. North Carolina, 12/20/09	93
3. vs. Xavier, 11/12/10	84
4. at Tennessee, 2/17/11	82
at Florida, 2/22/09	82

## Margin of Outcome

Victory	Score	Margin
1. vs. <i>Charleston Southern, 11/8/13</i>	99-29	+70
2. vs. <i>NC Central</i>	79-27	+52
3. vs. <i>SC State, 12/14/11</i>	66-21	+45
4. vs. <i>SC State, 12/22/13</i>	70-26	+44
5. vs. <i>Savannah State, 12/28/13</i>	82-40	+42

Defeat	Score	Margin
1. at Stanford, 11/26/10	32-70	-38
2. vs. Georgia, 3/4/11	34-66	-32
3. vs. Stanford, 12/19/08	47-78	-31
4. at Penn State, 11/21/10	48-78	-30
5. vs. Connecticut, 12/28/08	48-77	-29

## Field Goals

Made	FGM
1. vs. <i>Charleston Southern, 11/8/13</i>	39
2. vs. North Carolina, 12/20/09	34
at Clemson, 11/19/09	34
4. vs. North Carolina, 12/18/11	33
5. vs. Eastern Michigan, 3/17/12	32

Attempts	FGA
1. vs. Penn State, 11/20/11	76
2. at Clemson, 11/19/09	74
3. vs. Tennessee, 1/20/11	73
4. vs. Kansas, 3/25/13	72
5. vs. NC State, 12/13/09	71

Highest Percentage (Min. 40 FGA)	FGM-A	Pct
1. vs. <i>Charleston Southern, 11/8/13</i>	39-64	.609
2. vs. <i>Ole Miss, 1/30/14</i>	31-51	.608
3. at Alabama, 1/10/10	31-52	.596
4. vs. <i>NC Central, 12/2/13</i>	31-53	.585
5. vs. <i>Seton Hall, 11/17/13</i>	26-45	.578

Lowest Percentage (Min. 40 FGA)	FGM-A	Pct
1. at Stanford, 11/26/10	12-55	.218
2. vs. Georgia, 3/4/11	12-52	.231
3. at Florida, 1/20/13	15-64	.234
4. at Kentucky, 2/5/09	13-55	.236
5. at Georgia, 1/2/11	13-54	.241

Lowest Percentage Allowed	FGM-A	Pct
1. vs. South Carolina State, 12/14/11	6-48	.125
2. vs. <i>NC Central, 12/2/13</i>	8-50	.160
3. vs. <i>Charleston Southern, 11/8/13</i>	10-54	.185
4. vs. Hampton, 11/22/12	11-57	.193
5. vs. Furman, 12/9/12	11-46	.239
vs. Clemson, 11/18/12	11-46	.239

Highest Percentage Allowed	FGM-A	Pct
1. vs. Connecticut, 12/28/08	35-62	.565
vs. Florida, 1/9/11	26-46	.565
3. vs. Xavier, 11/12/10	34-61	.557
4. at Kentucky, 1/13/11	30-55	.545
5. vs. Vanderbilt, 2/27/11	27-50	.540

## 3-Point Field Goals

Made	3FGM
1. at <i>San Diego State, 11/23/13</i>	9
vs. <i>College of Charleston, 11/14/13</i>	9
vs. Savannah State, 11/15/12	9
at Arkansas, 2/6/11	9
at Ole Miss, 1/16/11	9
vs. North Carolina, 12/18/11	9
vs. Ole Miss, 1/26/12	9

Attempts	3FGA
1. vs. Penn State, 11/20/11	29
2. vs. <i>College of Charleston, 11/14/13</i>	28
vs. North Carolina, 12/19/10	28
4. vs. Savannah State, 11/15/12	25
at Ole Miss, 1/16/11	25

Percentage (Min. 5 3FGA)	3FGM-A	Pct
1. vs. <i>Savannah State, 12/28/13</i>	4-6	.667
vs. Western Carolina, 12/29/12	6-9	.667
at Alabama, 1/10/10	8-12	.667
vs. Charlotte, 12/21/08	8-12	.667
5. vs. Florida, 2/12/12	8-13	.615

## Free Throws

Made	FTM
1. vs. <i>Ole Miss, 1/30/14</i>	32
at Mississippi State, 1/6/13	32
3. vs. <i>Georgia, 2/27/14</i>	30
vs. <i>Savannah State, 12/28/13</i>	30
vs. <i>Seton Hall, 11/17/13</i>	30

Attempts	FTA
1. at Mississippi State, 1/6/13	50
2. vs. <i>Savannah State, 12/28/13</i>	48
3. vs. <i>Missouri, 2/2/14</i>	46
4. vs. <i>Seton Hall, 11/17/13</i>	44
vs. SC State, 12/21/12	44

Percentage (Min. 10 FTA)	FTM-A	Pct
1. vs. <i>Alabama, 1/19/14</i>	10-11	.909
2. at <i>Mississippi State, 2/6/14</i>	20-23	.870
3. vs. Auburn, 1/2/09	23-26	.885
4. vs. San Diego State, 11/28/09	14-16	.875
5. at <i>Kentucky, 2/20/14</i>	17-20	.850

## Rebounding

Total	Rebs
1. vs. <i>College of Charleston, 11/14/13</i>	62
2. at Florida, 1/20/13	59
3. vs. Hampton, 11/22/12	57
4. at <i>Texas A&amp;M, 1/16/14</i>	53
vs. <i>Kentucky, 1/9/14</i>	53
at Alabama, 2/7/13	53
vs. Elon, 11/9/12	53
vs. Brown, 12/29/09	53

Offensive	OREbs
1. vs. Elon, 11/9/12	29
2. vs. College of Charleston, 11/23/11	27
3. vs. Kansas, 3/25/13	26
at Florida, 1/20/13	26
4. vs. Savannah State, 11/15/12	25
vs. Penn State, 11/20/11	25
at Penn State, 11/21/10	25

Defensive	DREbs
1. vs. <i>College of Charleston, 11/14/13</i>	39
vs. Hampton, 11/22/12	39
3. at <i>Arkansas, 1/2/14</i>	38
4. vs. <i>CSU Northridge, 3/23/14</i>	37
at <i>Texas A&amp;M, 1/16/14</i>	37

Margin	Rebs	Margin
1. at Alabama, 2/7/13	53-24	+29
2. vs. <i>SC State, 12/22/13</i>	47-21	+26
vs. Florida Gulf Coast, 11/23/12	46-20	+26
4. at <i>Kentucky, 2/20/14</i>	44-19	+25
vs. Hampton, 11/22/12	57-32	+25

## Assists

Game	Assists
1. vs. <i>Alabama, 1/19/14</i>	25
vs. <i>Charleston Southern, 11/8/13</i>	25
3. at <i>San Diego State, 11/23/13</i>	24
4. vs. <i>Ole Miss, 1/30/14</i>	22
vs. Eastern Michigan, 3/17/12	22

## Steals

Game	Steals
1. vs. Furman, 12/11/11	21
2. vs. <i>Charleston Southern, 11/8/13</i>	17
3. vs. NC State, 12/12/10	16
vs. USC Upstate, 12/16/08	16
5. vs. Furman, 12/9/12	15
vs. High Point, 12/2/09	15
vs. Davidson, 11/24/08	15

## Blocked Shots

Game	Blocks
1. at <i>Mississippi State, 2/6/14</i>	14
vs. <i>Kentucky, 1/9/14</i>	14
3. vs. <i>Charleston Southern, 11/14/13</i>	12
4. vs. <i>Georgia, 2/27/14</i>	11
vs. <i>Florida, 2/23/14</i>	11
at <i>Arkansas, 1/2/14</i>	11
vs. Eastern Michigan, 3/17/12	11
vs. Furman, 12/11/11	11

## Turnovers

Fewest	TOs
1. at Tennessee, 2/2/12	4
2. at Missouri, 2/28/13	5
vs. Georgia, 3/2/12	5
vs. Ole Miss, 3/3/11	5
5. vs. Stanford, 12/19/12	7
at Louisiana Tech, 11/12/12	7
vs. Tennessee, 3/3/12	7

Most	TOs
1. at Wake Forest, 12/3/08	32
2. vs. Hampton, 11/22/12	29
vs. Kentucky, 1/15/12	29
4. at Kentucky, 1/13/11	28
5. vs. Jacksonville, 12/30/08	26

# The Last Time ...

## Individual

### Scored 50 Points

**South Carolina** 51, Jocelyn Penn vs. Stetson, 1/4/03  
**Opponent** Never

### Scored 40 Points

**South Carolina** 51, Jocelyn Penn vs. Stetson, 1/4/03  
**Opponent** 46, Cornelia Gayden, LSU, 1/14/95

### Scored 30 Points

**South Carolina** 30, Ieasia Walker vs. Clemson, 11/18/10  
**Opponent** 32, LaQueta Ferguson, Florida International, 11/25/07

### Grabbed 20 Rebounds

**South Carolina** 25, Kelsey Bone vs. Boston University, 12/28/09  
**Opponent** 24, Courtney Paris, Oklahoma, 12/30/07

### Grabbed 15 Rebounds

**South Carolina** 16, Alaina Coates vs. CSU Northridge, 3/23/14  
**Opponent** 15, Isabelle Harrison, at Tennessee, 3/2/14

### Two Players with 20 or More Points

**South Carolina** La'Keisha Sutton 21/Markeshia Grant 20 vs. North Carolina, 12/18/11  
**Opponent** Monica Engelmann 27/Angel Goodrich 20, Kansas, 3/25/13

### Two Players with 10 or More Rebounds

**South Carolina** Aleighsa Welch 16/Elem Ibiem 12 at Texas A&M, 1/16/14  
**Opponent** Quistelle Williams 10/Berna Calli 10, Arkansas, 1/27/13

### Had 10 Assists

**South Carolina** 10, Samone Kennedy at Florida, 2/24/08  
**Opponent** 11, Marneshia Richard, Mississippi State, 1/21/07

### Had Five Steals

**South Carolina** 6, Tiffany Mitchell at Auburn, 1/12/14  
**Opponent** 5, Keira Peak, Arkansas, 2/9/14

### Had Five Blocked Shots

**South Carolina** 5, Elem Ibiem vs. Georgia, 2/27/14  
**Opponent** 7, Isabelle Harrison, Tennessee, 1/3/13

### Had a Double-Double

**South Carolina** Alaina Coates (13 pts/16 rebs) vs. CSU Northridge, 3/23/14  
**Opponent** Isabelle Harrison (20 pts/15 rebs), at Tennessee, 3/2/14

### Two Players had a Double-Double

**South Carolina** Alaina Coates (10 pts/17 rebs)/Aleighsa Welch (16 pts/14 rebs) vs. Kentucky, 1/9/14  
**Opponent** Chiney Ogumike (11 pts/10 rebs)/Nnemkadi Ogumike (39 pts/10 rebs), Stanford, 3/24/12

### Three Players had a Double-Double

**South Carolina** Ashley Bruner (16 pts/12 rebs)/Aleighsa Welch (16 pts/ 11 rebs)/Elem Ibiem (12 pts/10 rebs) vs. Kansas, 3/25/13  
**Opponent** Merlakia Jones (26 pts/10 rebs)/Takilya Davis (19 pts/13 rebs)/DeLisha Milton (14 pts/15 rebs), at Florida, 2/20/94

### Had a Triple-Double

**South Carolina** Iva Sliskovic (18 pts, 15 rebs, 10 assts) vs. High Point, 12/20/06  
**Opponent** Never

## Team

### Scored 100 Points

**South Carolina** 102 vs. North Carolina A&T, 3/21/08  
**Opponent** 103, Clemson, 11/21/03

### Won by 30 or More Points

**South Carolina** 82-40 (42) vs. Savannah State, 12/28/13  
**Opponent** 66-34 (32), Georgia, 3/4/11

### Shot 65% or Better from the Field

**South Carolina** .652 (45-69) vs. East Tennessee State, 12/19/00  
**Opponent** Never

### Shot 60% or Better from the Field

**South Carolina** .608 (31-51) vs. Ole Miss, 1/30/14  
**Opponent** .604 (29-48), Vanderbilt, 1/18/01

### Shot 50% or Better from the Field

**South Carolina** .571 (28-49), vs. Georgia, 3/7/14  
**Opponent** .535 (23-43), Missouri, 2/28/13

### No Players in Double-Figure Points

**South Carolina** at Auburn, 1/19/12  
**Opponent** Arkansas, 2/9/14

### Five Players in Double-Figure Points

**South Carolina** vs. Missouri, 2/2/14  
**Opponent** Arkansas, 2/14/10

### More Than Five Players in Double-Figure Points

**South Carolina** 6 vs. Missouri, 2/2/14  
**Opponent** 6, at Georgia, 2/13/03

### Faced AP Top-25 Opponent

**Win** 81-58 at No. 15 Kentucky, 2/20/14  
**Loss** 58-68 vs. No. 12 Kentucky, 3/8/14

### Faced AP Top-10 Opponent

**Win** 68-59 vs. No. 9 Kentucky, 1/9/14  
**Loss** 61-73 at No. 10 Tennessee, 3/2/14

### Faced AP Top-5 Opponent

**Win** 55-50 vs. No. 5 Kentucky, 1/24/13  
**Loss** 49-53 vs. No. 1 Stanford, 12/19/12

### Faced AP No. 1 Team

**Win** Never  
**Loss** 49-53 vs. No. 1 Stanford, 12/19/12

### Overtime Game

**Win** 58-55 vs. Drexel, 11/28/12  
**Loss** 65-57 at Texas A&M, 1/16/14

### Double-Overtime Game

**Win** 92-91 at Florida State, 2/4/91  
**Loss** 92-94 at Clemson, 11/19/09

### South Carolina Was Ranked (AP Poll)

**AP No. 1** Never  
**AP Top 10** No. 8, 3/17/14  
**AP Top 25** No. 8, 3/17/14



**2013-14 South Carolina Basketball**  
**South Carolina Combined Team Statistics (as of Mar 24, 2014)**  
**All games**



RECORD:	OVERALL	HOME	AWAY	NEUTRAL
ALL GAMES	28-4	16-0	10-2	2-2
CONFERENCE	14-2	8-0	6-2	0-0
NON-CONFERENCE	14-2	8-0	4-0	2-2

##	Player	gp-gs	min	avg	Total		3-Point		F-Throw		Rebounds				pf	dq	a	to	blk	stl	pts	avg	
					fg-fga	fg%	3fg-fga	3fg%	ft-fta	ft%	off	def	tot	avg									
25	MITCHELL, Tiffany	32-32	997	31.2	157-310	.506	35-68	.515	147-187	.786	38	138	176	5.5	58	0	112	94	8	60	496	15.5	
24	WELCH, Aleighsa	32-31	970	30.3	163-287	.568	1-1	1.000	109-182	.599	97	144	241	7.5	56	0	64	62	45	28	436	13.6	
41	COATES, Alaina	32-1	620	19.4	138-221	.624	0-0	.000	110-173	.636	74	189	263	8.2	75	1	10	52	68	16	386	12.1	
33	BIAM, Elem	32-32	754	23.6	125-225	.556	0-0	.000	65-99	.657	57	143	200	6.3	90	3	12	49	83	13	315	9.8	
05	SESSIONS, Khadijah	27-24	704	26.1	55-142	.387	17-56	.304	68-95	.716	7	33	40	1.5	55	0	74	43	1	25	195	7.2	
31	DOZIER, Asia	32-30	841	26.3	67-197	.340	32-99	.323	23-39	.590	18	73	91	2.8	58	0	86	65	7	19	189	5.9	
23	ROY, Tina	32-1	538	16.8	43-143	.301	20-84	.238	14-23	.609	12	56	68	2.1	17	0	46	21	9	5	120	3.8	
15	DAVIS, Tiffany	30-7	336	11.2	22-56	.393	11-27	.407	19-26	.731	5	25	30	1.0	27	0	28	39	1	4	74	2.5	
02	GAINES, Olivia	30-1	298	9.9	23-47	.489	1-2	.500	18-24	.750	11	31	42	1.4	31	0	34	14	3	19	65	2.2	
12	MONTOUT, Wilka	29-1	253	8.7	17-48	.354	5-16	.313	6-19	.316	23	24	47	1.6	25	0	5	13	7	1	45	1.6	
21	MORRISON, LeAnna	22-0	67	3.0	4-13	.308	1-8	.125	6-10	.600	6	4	10	0.5	8	0	3	2	0	1	15	0.7	
00	FARMER, India	17-0	47	2.8	2-7	.286	2-4	.500	0-0	.000	2	4	6	0.4	4	0	0	1	1	0	6	0.4	
Team											35	64	99		1		8						
Total.....		32	6425		816-1696	.481	125-365	.342	585-877	.667	385	928	1313	41.0	505	4	474	463	233	191	2342	73.2	
Opponents.....		32	6425		656-1912	.343	113-393	.288	338-501	.675	387	633	1020	31.9	708	29	317	409	87	198	1763	55.1	

TEAM STATISTICS	SC	OPP	Date	Opponent	Score	Att.		
SCORING	2342	1763	11/08/13	CHARLESTON SOUTHERN	w 99-29	5120		
Points per game	73.2	55.1	11/10/13	LOUISIANA TECH	w 68-45	5078		
Scoring margin	+18.1	-	11/14/13	COLL. OF CHARLESTON	w 81-54	4882		
FIELD GOALS-ATT	816-1696	656-1912	11/17/13	SETON HALL	w 88-67	4765		
Field goal pct	.481	.343	11/20/13	at Clemson	w 68-43	715		
3 POINT FG-ATT	125-365	113-393	11/23/13	at San Diego State	w 88-54	642		
3-point FG pct	.342	.288	11/25/13	at USC	w 70-50	897		
3-pt FG made per game	3.9	3.5	12/02/13	NC CENTRAL	w 79-27	4347		
FREE THROWS-ATT	585-877	338-501	12/08/13	at Charlotte	w 76-61	1357		
Free throw pct	.667	.675	12/18/13	vs #14/13 North Carolina	L 66-74	4137		
F-Throws made per game	18.3	10.6	12/20/13	WINTHROP	w 69-61	5021		
REBOUNDS	1313	1020	12/22/13	SC STATE	w 70-26	5937		
Rebounds per game	41.0	31.9	12/28/13	SAVANNAH STATE	w 82-40	4824		
Rebounding margin	+9.2	-	* 01/02/14	at Arkansas	w 55-51	2215		
ASSISTS	474	317	* 01/05/14	VANDERBILT	w 76-66	4810		
Assists per game	14.8	9.9	* 01/09/14	#9/10 KENTUCKY	w 68-59	5689		
TURNOVERS	463	409	* 01/12/14	at Auburn	w 72-66	2453		
Turnovers per game	14.5	12.8	* 01/16/14	at #25/21 Texas A&M	Lot 65-67	5778		
Turnover margin	-1.7	-	* 01/19/14	ALABAMA	w 77-51	7740		
Assist/turnover ratio	1.0	0.8	* 01/26/14	at #16/19 Vanderbilt	w 61-57	3554		
STEALS	191	198	* 01/30/14	OLE MISS	w 99-70	5344		
Steals per game	6.0	6.2	* 02/02/14	MISSOURI	w 78-62	7828		
BLOCKS	233	87	* 02/06/14	at Mississippi State	w 71-64	2323		
Blocks per game	7.3	2.7	* 02/09/14	ARKANSAS	w 67-49	7545		
ATTENDANCE	101935	60318	* 02/16/14	at #19/17 LSU	w 73-57	4275		
Home games-Avg/Game	16-6371	12-3687	* 02/20/14	at #15/15 Kentucky	w 81-58	5958		
Neutral site-Avg/Game	-	4-4020	* 02/23/14	FLORIDA	w 69-55	10547		
			* 02/27/14	GEORGIA	w 67-56	12458		
Score by Periods	1st	2nd	OT	Totals				
South Carolina	1145	1188	9	2342				
Opponents	824	931	11	1766				
					* 03/02/14	at #10/9 Tennessee	L 61-73	14072
					^ 03/07/14	vs Georgia	w 67-48	4271
					^ 03/08/14	vs #12/13 Kentucky	L 58-68	6306
					\$ 03/23/14	vs CSU Northridge	w 73-58	1365

\* = Conference game  
^ = SEC Tournament (Duluth, Ga.)  
\$ = NCAA Tournament (Seattle)