

Media Relations: Diana Koval
 Office: 803.777.7977
 Cell: 314.369.6050
 Email: dkoval@mailbox.sc.edu
 Website: www.GamecocksOnline.com
 Twitter: @GamecocksOnline or @GamecockWBB
 Facebook: www.Facebook.com/GamecocksOnline

WOMEN'S BASKETBALL SOUTH CAROLINA

Game 32
 March 23, 2013
 2:10 p.m. (MT)
 Boulder, Colo.
 Coors Events Center (11,064)

2012-13 Schedule

Fri., Nov. 9	Elon	W, 77-44
Mon., Nov. 12	at Louisiana Tech	W, 82-58
Thu., Nov. 15	Savannah State (SPSO)	W, 78-47
Sun., Nov. 18	Clemson (SPSO)	W, 64-43
<i>U.S. Virgin Islands Paradise Jam</i>		
Thu., Nov. 22	vs. Hampton	W, 45-34
Fri., Nov. 23	vs. Florida Gulf Coast	W, 65-46
Sat., Nov. 24	vs. DePaul	W, 55-46
Wed., Nov. 28	Drexel	W, 58-55 (OT)
Sun., Dec. 2	at Seton Hall	W, 55-42
Sun., Dec. 9	Furman (SPSO)	W, 69-35
Wed., Dec. 19	#1/1 Stanford (FSN)	L, 53-49
Fri., Dec. 21	South Carolina State	W, 65-45
Sat., Dec. 29	Western Carolina	W, 66-44
Thu., Jan. 3	#12/13 Tennessee* (SPSO)	L, 53-73
Sun., Jan. 6	at Mississippi State*	W, 60-46
Thu., Jan. 10	Vanderbilt*	W, 64-48
Sun., Jan. 13	at #13/12 Georgia* (CSS)	L, 40-42
Thu., Jan. 17	LSU*	W, 66-59
Sun., Jan. 20	at Florida* (FSF)	W, 52-44
Thu., Jan. 24	#5/4 Kentucky* (SPSO)	W, 55-50
Sun., Jan. 27	at Arkansas*	W, 43-40
Sun., Feb. 3	Auburn*	W, 59-51
Thu., Feb. 7	at Alabama*	W, 65-53
Sun., Feb. 10	#14/16 Texas A&M*	L, 48-50
Thu., Feb. 14	at #9/7 Kentucky*	L, 78-74
Sun., Feb. 17	at Mississippi* (SECN)	W, 62-47
Sun., Feb. 24	Mississippi State*	W, 58-43
Thu., Feb. 28	at Missouri*	L, 58-65
Sun., Mar. 3	Florida* (SPSO)	W, 67-56

SEC Tournament (Duluth, Ga.)

Thu., Mar. 7	Alabama (SPSO)	W, 77-35
Fri., Mar. 8	#19/19 Texas A&M (SPSO)	L, 52-61
<i>NCAA Tournament (Boulder, Colo.)</i>		
Sat., Mar. 23	South Dakota St. (ESPN2)	4:10 p.m.

* indicates SEC game
 All Times Listed as Eastern

Television outlet listed in parentheses – SPSO is SportSouth;
 FSN is SportSouth, Fox Sports Southwest and Sun Sports;
 SECN is SEC Network; CSS is Charter Sports Southeast;
 FSF is Fox Sports Florida.



2013 BASKETBALL CHAMPIONSHIP
 FIRST ROUND HOSTS
 UNIVERSITY OF COLORADO, HOST

2013 NCAA Tournament First and Second Rounds

March 23-25
 Coors Events Center • Boulder, Colo.



2013 BASKETBALL CHAMPIONSHIP
 FIRST ROUND HOSTS
 UNIVERSITY OF COLORADO, HOST



South Carolina Gamecocks (24-7, 11-5 SEC)

Head Coach: Dawn Staley
 Record at South Carolina: 91-65 (5th season)
 Career Record: 263-145 (13th season)
 Career vs. South Dakota State: First Meeting



South Dakota State (25-7, 14-2 Summit)

Head Coach: Aaron Johnston
 Record at SDSU: 315-106 (12th season)
 Career Record: 315-106 (12th season)
 Career vs. South Carolina: First Meeting

Game Information

SDSU Series: First Meeting
 Neutral Site: Never Met
 In Columbia: Never Met
 In Brookings: Never Met

TV: ESPN2 (Mark Jones play-by-play; Fran Fraschilla, analyst)
 Radio: WISW 1320 AM (Brad Muller); GamecocksOnline.com

South Carolina Notables

- This is the Gamecocks' 10th appearance in the NCAA Tournament and their second-straight under head coach Dawn Staley, who is making her eighth trip to NCAAs as a head coach. Last season's run to the Sweet 16 was the best showing in the event for Staley on the sidelines. As a player, she helped Virginia to three Final Fours.
- The Gamecocks are in the midst of their second-straight 20-win season, just the fourth for the program since joining the SEC. South Carolina's 23 regular-season wins tied the school record, set by the 1979-80 team en route to a 30-6 finish.
- South Carolina won a school-record 11 SEC games this season, surpassing the mark of the 2011-12 and 2001-02 squads. The Gamecocks finished tied for fourth in the conference standings for the second-straight season and just the third time in their history in the SEC. The Gamecocks have won 36 SEC games over the last four seasons under Staley, the highest four-year total since joining the league in 1991-92.
- South Carolina has held its opponent to 48 or fewer points in 18 of 31 games this season, including eight SEC foes. Just four teams have reached the 60-point mark against the Gamecocks this season.
- Senior guard Ieasia Walker was named SEC Defensive Player of the Year, making her the first Gamecock to earn one of the league's player of the year awards from the league's coaches. She became the first South Carolina representative on the All-SEC First Team since Jocelyn Penn in 2003.
- The Gamecocks' frontcourt tandem of senior Ashley Bruner and sophomore Aleighsa Welch have combined for 16 double-doubles this season – eight times as many as the team amassed in all of 2011-12. Opponents have to pick their poison, so to speak. Early in the season, the defense focused on Bruner, allowing Welch to pile up six of her nine double-doubles by December. In SEC action, as defensive attention turned to Welch, Bruner asserted herself, collecting four of her seven double-doubles in the last seven games.

Tale of the Tape

SDSU	SC
25-7	24-7
14-2	11-5
11-3	13-3
10-3	7-3
4-1	4-1
67.3	60.7
59.2	49.5
.425	.388
.383	.351
.333	.251
.299	.287
.717	.556
14.2	13.3
15.0	10.6
-0.2	+2.5
38.4	41.9
+5.5	+9.3
8.9	8.7
2.9	3.5



Uniform Patch










The Gamecocks continue to wear the patch added to their uniforms last season to honor teammate Shelbretta Ball, who was medically disqualified from playing in Fall 2011. The team wanted Brett and everyone watching to know that she will always be an integral part of them and whatever they achieve this season.

Additionally, senior guard Ieasia Walker changed her jersey number this season to honor her teammate who was slated to wear that number prior to being medically disqualified.

A Look Inside...

Game Notes	1-12
Season Statistics	13-28
Student-Athlete Profiles	29-40
NCAA Tournament History	41-44
News Clippings	45-66

2012-13 South Carolina Media Roster

2		<p>Leasia Walker 5-8 • Senior • Guard Amityville, N.Y. (Copiague) <i>eye-EE-shuh Walker</i></p> <p>PPG 9.5 RPG 4.0 APG 3.2 FG% .338 FT% .554</p>	<p>LAST GAME: 16 pts, 5 assts vs. Texas A&M NOTABLE: SEC Defensive Player of the Year, first-team All-SEC ... Led the SEC with 3.1 steals per league game and is 45th in nation with 2.7 per game overall ... Has 14 double-digit scoring games (8 SEC) and nine with five or more steals (6 SEC) ... Last 5 games: 10.6 ppg, 4.6 apg.</p>	<p>Career Highs PTS: 30 vs. Clemson, 11/18/10 REB: 11 at Ole Miss, 3/3/11 AST: 8, 2x, vs. Florida, 3/3/13 STL: 6, 3x, at Georgia, 1/13/13 BLK: 2, 7x, vs. Kentucky, 1/24/13 MIN: 43, 2x, vs. Drexel, 11/28/12</p>
5		<p>Khadijah Sessions 5-8 • Freshman • Guard Myrtle Beach, S.C. (Myrtle Beach) <i>kuh-DEE-zhub Sessions</i></p> <p>PPG 5.9 RPG 1.5 APG 1.1 FG% .356 FT% .644</p>	<p>LAST GAME: 2 rebs in 11 min vs. Texas A&M NOTABLE: Averaged 6.9 points in SEC play ... Scored in double figures four of six five games ... Averaged 9.0 points over last five games ... Played career-high 35 minutes at Missouri ... Made game-sealing free throws against Auburn and at Florida.</p>	<p>Career Highs PTS: 19 vs. Auburn, 2/3/13 REB: 5 at Florida, 1/20/13 AST: 4 vs. Savannah St., 11/15/12 STL: 4 vs. Miss. State, 2/24/13 BLK: 1, 2x, vs. WCU, 12/29/12 MIN: 35 at Missouri, 2/28/13</p>
12		<p>Wilka Montout 6-3 • Junior • Center Cayenne, French Guiana (NE Okla. A&M) <i>WIL-kuh mawn-TOO</i></p> <p>PPG 2.6 RPG 1.6 APG 0.3 FG% .280 FT% .684</p>	<p>LAST GAME: 3 pts, 2 rebs, 1 asst vs. Alabama NOTABLE: Hit back-to-back baseline jumpers to loosen zone at Missouri ... Capped 25-5 1st half run vs. Vandy with 3-pointer ... Hit four FGs and blocked two shots against Furman ... Multi-faceted post who can stretch defenses with mid-range and outside shooting.</p>	<p>Career Highs PTS: 12 at LA Tech, 11/12/12 REB: 6 vs. Savannah St., 11/15/12 AST: 2 vs. Elon, 11/9/12 STL: 1, 3x, vs. Hampton, 11/22/12 BLK: 2 vs. Furman, 12/9/12 MIN: 24 vs. Sav. St., 11/15/12</p>
20		<p>Sancheon White 5-10 • Senior • Guard Hammond, Ind. (Central Arizona College) <i>SAN-chee-awn White</i></p> <p>PPG 4.5 RPG 4.0 APG 1.0 FG% .308 FT% .704</p>	<p>LAST GAME: 2 pts, 6 rebs vs. Texas A&M NOTABLE: Has accepted challenge of shutting down opponents' top guard ... Solid lockdown defender with expanding offensive and rebounding skills ... Tied for second on team with six rebounds at Ole Miss.</p>	<p>Career Highs PTS: 11, 2x, at MSU, 1/6/13 REB: 13 at Auburn, 1/19/12 AST: 3, 2x, vs. Presby., 11/27/11 STL: 3, 6x, at Georgia, 1/13/13 BLK: 4 vs. Drexel, 11/28/12 MIN: 40 vs. Drexel, 11/28/11</p>
21		<p>Ashley Bruner 6-0 • Senior • Forward Norman, Okla. (Norman) <i>Ashley BREW-ner</i></p> <p>PPG 10.0 RPG 7.9 APG 1.6 FG% .436 FT% .310</p>	<p>LAST GAME: 19 pts, 11 rebs vs. Texas A&M NOTABLE: Second Team All-SEC selection ... Eighth in SEC in rpg and fifth in offensive rpg (3.2) ... Has posted seven double-doubles (4 in SEC, 2 in SEC Tourn.), including four of last seven games ... Last 5 games: 11.2 ppg, 8.8 rpg, 2.2 apg.</p>	<p>Career Highs PTS: 18 vs. Savannah St., 12/5/10 REB: 18 vs. Penn St., 11/20/11 AST: 6 vs. Miss. State, 2/24/13 STL: 5, 2x, at Arkansas, 1/27/13 BLK: 4, 2x, vs. Sav. St., 12/5/10 MIN: 37, 4x, vs. TXA&M, 3/8/13</p>
24		<p>Aleighsa Welch 6-0 • Sophomore • Forward Goose Creek, S.C. (Goose Creek) <i>uh-LEE-sub Welch</i></p> <p>PPG 12.0 RPG 7.7 APG 1.1 FG% .607 FT% .714</p>	<p>LAST GAME: 8 pts, 6 rebs, 3 assts vs. Texas A&M NOTABLE: Second-Team All-SEC selection ... Has nine double-doubles ... Is SEC's top offensive rebounder (3.9 Orpg) and ninth in total rpg ... Team-high scorer 10 times, high rebounder 10 times ... Has 20 10+ point games and 11 with 10+ rebounds.</p>	<p>Career Highs PTS: 20 vs. Miss. State, 2/24/13 REB: 15 vs. Drexel, 11/28/12 AST: 4 at Kentucky, 2/14/13 STL: 3, 2x, at Missouri, 1/27/13 BLK: 4 at NC State, 12/4/11 MIN: 42 vs. Drexel, 11/28/12</p>
25		<p>Tiffany Mitchell 5-9 • Freshman • Guard Charlotte, N.C. (Providence Day)</p> <p>PPG 9.2 RPG 5.1 APG 1.4 FG% .382 FT% .596</p>	<p>LAST GAME: 6 pts, 1 reb, 1 asst vs. Texas A&M NOTABLE: SEC All-Freshman selection ... Returned to starting lineup vs. Florida ... Led team in scoring seven times, rebounding six times ... Scored in double figures 13 times and has two double-doubles.</p>	<p>Career Highs PTS: 21 vs. SC St., 12/21/12 REB: 11, 4x, at Florida, 1/20/13 AST: 4 vs. Sav. St., 11/15/12 STL: 5 vs. Furman, 12/9/12 BLK: 1, 4x, vs. Alabama, 3/7/13 MIN: 36, 2x, at Arkansas, 1/27/13</p>
31		<p>Asia Dozier 5-10 • Freshman • Guard Columbia, S.C. (Spring Valley) <i>Asia DOE-zhur</i></p> <p>PPG 2.7 RPG 2.1 APG 0.8 FG% .208 FT% .409</p>	<p>LAST GAME: 1 reb in 6 min vs. Texas A&M NOTABLE: Tied for second on team with six rebs at Ole Miss ... Scored all 10 of her points at Kentucky in four-minute surge for 12-4 run that closed first half ... Added five pts to 6-3 first-half run at Alabama.</p>	<p>Career Highs PTS: 11 vs. Sav. St., 11/15/12 REB: 10 vs. Elon, 11/9/12 AST: 5 at LA Tech, 11/12/12 STL: 2 at LA Tech, 11/12/12 BLK: 1, 4x, at Miss. St., 1/6/13 MIN: 26 vs. Elon, 11/9/12</p>
33		<p>Elem Ibiam 6-3 • Sophomore • Center Fayetteville, Ga. (Fayette County) <i>ELL-um IB-ee-um</i></p> <p>PPG 4.8 RPG 4.2 APG 0.1 FG% .474 FT% .474</p>	<p>LAST GAME: 2 pts, 7 rebs, 2 stls vs. Texas A&M NOTABLE: Scored in double figures four of last eight games ... Averaged 7.2 points over last five games ... Career-high 19 pts vs. Alabama ... Netted 13 of her 15 points at UK in six-minute stretch of 1st half.</p>	<p>Career Highs PTS: 19 vs. Alabama, 3/7/13 REB: 11 vs. Elon, 11/9/12 AST: 2 vs. E. Mich., 3/17/12 STL: 2, 2x, vs. Texas A&M, 3/8/13 BLK: 5, 2x, vs. WCU, 12/29/12 MIN: 26 vs. Alabama, 3/7/13</p>

Starter

Reserve

Quick Facts

The University

Location: Columbia, S.C.
Founded: 1801
Enrollment: 30,721
Colors: Garnet (PMS 202C) and Black
Nickname: Gamecocks
Conference: Southeastern
President: Dr. Harris Pastides
Athletics Director: Ray Tanner
Facility: Colonial Life Arena (18,000)

Coaching Staff

Head Coach: Dawn Staley
Alma Mater: Virginia, 1992
Overall Record: 263-145 (13th season)
School Record: 91-65 (5th season)
Assoc. Head Coach (Alma Mater):
 Lisa Boyer (Ithaca, 1972)
Assistant Coaches (Alma Mater):
 Nikki McCray (Tennessee, 1995)
 Darius Taylor (Michigan, 2000)

Team Information

2011-12 Record: 25-10
 Home: 12-3 Away: 9-5 Neutral: 4-2
SEC Record (Finish): 10-6 (T-4th)
 Home: 6-2 Away: 4-4
Letterwinners Returning/Lost: 6/7
Starters Returning/Lost: 1/4

Program History

First Year of Women's Basketball: 1974-75
All-Time Record: 681-494 (39th season)
All-Time SEC Record: 102-197 (22nd season)
NCAA Appearances (Last): 9 (2012, Sweet 16)
NCAA Tournament Record: 10-9
WNIT Appearances (Last): 4 (2011)
WNIT Record: 3-4

Media Relations

Women's Basketball Contact: Diana Koval
Office: 803.777.7977
Cell: 314.369.6050
Email: dkoval@mailbox.sc.edu
Press Row Phone: 803.777.6182
Athletics Department on the Web
Website: GamecocksOnline.com
Twitter: @GamecocksOnline.com
Facebook: Facebook.com/GamecocksOnline
YouTube: YouTube.com/GamecocksOnline
Women's Basketball on Twitter
Team: @GamecockWBB
Head Coach: @DawnStaley

Current Gamecock Streaks

	Total	Home	Road	Neut.
Overall	L1	W2	L1	L1
SEC	W1	W2	L1	—
Non-Conference	L1	W2	W4	L1
Ranked Teams	L3	L1	L2	L3

A South Carolina Win Would...

- Be the Gamecocks' second-straight NCAA Tournament first-round win.
- Tie last season's win total with 25 again this season, the most by the program in the SEC era (beginning 1991-92)

By the Numbers

- 2 Entries by sophomore Aleighsa Welch in the Gamecocks' all-time top six in single-season offensive rebounds, including this season's entry of 121 among the top three
- 3 Gamecocks all-time that have amassed at least 1,000 points, 250 assists and 250 steals in their career with senior guard Ieasia Walker joining the group in the regular-season finale against Florida (Mar. 3)
- 4 Opponents that have scored 60 or more points against the Gamecocks this season, helping South Carolina to No. 4 in the nation in scoring defense
- 5 New entries this season in the top five single-game rebounding margins of the Dawn Staley era after a +23 mark against Mississippi State (Feb. 24) came in at No. 5
- 6.8 Points per game by which the Gamecocks lost to top-20 opponents this season – four of the six losses were decided by four or fewer points and just one was by double digits
- 7 Games this season in which South Carolina has allowed fewer than 20 points in the first half, including the SEC Tournament game against Alabama (March 7)
- 14 Deficit at halftime for the Gamecocks against Drexel before coming back to win in overtime, the largest deficit South Carolina has overcome since rallying from 18 points down with 8:15 to play in the first half against LSU on Jan. 6, 2011 and the largest second-half deficit overcome by the Gamecocks in the Dawn Staley era
- 16 Double-doubles posted by sophomore forward Aleighsa Welch (9) and senior forward Ashley Bruner (7) this season
- 18 Gamecocks all-time who have collected 600 career rebounds since senior forward Ashley Bruner joined the group on Feb. 3 at Alabama – her 678 career rebounds are 15th in school history (10 behind Iva Sliskovic in 14th)
- 20 Of the last 30 Associated Press polls that have included the Gamecocks, dating back to Jan. 9, 2012
- 38 Regular-season SEC wins among the program's 102 that have come in the last five seasons under head coach Dawn Staley (37.3 percent)

The South Dakota State Series

The Gamecocks and Jackrabbits have never met, although they nearly did in last year's NCAA Tournament. South Dakota State drew the 13th seed in the Fresno Region, taking on host Purdue in the first round with the winner advancing to play South Carolina. The Boilermakers came out with the win, however, forcing the Gamecocks and Jackrabbits to wait for this season for their first meeting.

Defensive Mindset

South Carolina senior guard Ieasia Walker was named the SEC Defensive Player of the Year, becoming the first Gamecock to earn one of the league's player of the year awards from the coaches. Her effort is the point in the spear of a defense that has ranked among the best in the country the last few seasons, including this season's No. 4 ranking in scoring defense. As head coach Dawn Staley said, "[Ieasia's] hard work and commitment sets the tone and standard for our defensive expectations."

Possible Second Round Opponents



Colorado (25-6, 13-5)

Head Coach: Linda Lappe
Rec. at CU: 64-36 (3rd)
Career Rec.: 114-72 (6th)
 CU vs. SC: Never Met

Tale of the Tape

CU	SC
25-6	24-7
13-5	11-5
15-2	13-3
9-3	7-3
1-1	4-1
65.5	60.7
54.1	49.5
.399	.388
.346	.351
.304	.251
.302	.287
.687	.556
13.0	13.3
13.3	10.6
+2.0	+2.5
43.2	41.9
+9.1	+9.3
9.7	8.7
4.1	3.5



Kansas (18-13, 8-10)

Head Coach: Bonnie Hendrickson
Rec. at KU: 156-134 (9th)
Career Rec.: 314-196 (16th)
 KU vs. SC: Never Met

Tale of the Tape

KU	SC
18-13	24-7
8-10	11-5
13-4	13-3
4-8	7-3
1-1	4-1
70.1	60.7
67.3	49.5
.438	.388
.411	.351
.316	.251
.325	.287
.692	.556
12.7	13.3
16.4	10.6
-1.0	+2.5
38.7	41.9
+1.8	+9.3
8.2	8.7
3.8	3.5

Gamecocks' Five-Second Count

With a complementary blend of youth and experience, South Carolina opened a season 10-0 for the first time since the 1981-82 team also won its first 10 contests. The Gamecocks, now 24-7 overall and 11-5 in SEC action, have shown they have both inside and outside offensive options and are dominant on the glass this season while the defense has dropped off very little from last season's NCAA Tournament Sweet 16 effort. Four Gamecocks average more than nine points with four others netting 4.0 or more per game. South Carolina ranks ninth in the nation with a +9.3 rebounding margin and has two players ranked among the SEC's top 10 rebounders. Defensively, the Gamecocks are fourth in the nation in scoring defense, yielding just 49.5 points per game. South Carolina has held its opponent to 50 or fewer points 20 times in 31 games and limited an opponent to under 30 percent field goal shooting eight times, including Hampton (Nov. 22), which hit just 19.3 percent (11-57) from the field for the second-lowest opponent field goal percentage of the Staley era, and Vanderbilt (Jan. 10), which shot just 26.5 percent after coming into the game with the SEC's second-highest field goal accuracy at 45.2.

20/20 Vision

With a win at Alabama (Feb. 7), South Carolina posted its second-consecutive 20-win season. In now 39 seasons of women's basketball, the Gamecocks have compiled 12 seasons of 20 or more victories. Four of those have come while playing in the SEC (since 1991-92 season), and two of those are under current head coach Dawn Staley.

South Carolina matched the school record with its 23rd regular-season victory against Florida (March 3). The effort ties that of the 1979-80 season, which Gamecocks finished with a 30-6 record and ranked No. 4 in the nation.

Staley now has eight 20-win seasons on her coaching resume. She reached the plateau during the regular season in five of those seasons, including the 2004-05 effort during which her Temple Owls went 24-3 in the regular season before finishing 28-4.

Senior Salute

This season's trio of seniors has helped lift South Carolina women's basketball to new heights. The group owns two of the program's four 20-win seasons in the SEC era and contributed to last season's return to the NCAA Tournament for the first time since 2003, advancing to the Sweet 16.

Fourth-year seniors Ashley Bruner and Ieasia Walker have contributed to more South Carolina victories (81) than any four-year class since the 1991-92 graduates finished with 82 wins as the Gamecocks made their SEC debut. In the last four years, Bruner and Walker have helped the Gamecocks to more than one-third of the program's total SEC regular-season victories.

Individually, Bruner is one of just 18 Gamecocks all-time who have collected at least 600 career rebounds and ranks 15th in school history with 678. Walker is one of just three in South Carolina history to accumulate 1,000 career points while also handing out 250 career assists and swiping 250 career steals. White has established herself as one of the top one-on-one defenders, routinely taking on the challenge of shutting down an opponent's top scorer to help the Gamecocks become the sixth-stingiest defense in the nation.

Safe at Sixty

With the Gamecocks' steady defensive effort, the offense has not had to put up gaudy numbers to win games in the Dawn Staley era. In South Carolina's 156 games under Staley, the Gamecocks have scored 60 or more points 85 times with a 67-18 record in those games. That number includes a 15-1 mark this season with the lone loss coming in the Gamecocks' 78-74 defeat at then-No. 9/7 Kentucky. Defensively, in the 128 games played in the last four seasons (including this season), a South Carolina opponent has scored 60 or more points just 29 times. The Gamecocks have won just seven of those games.

Double Duty

South Carolina amassed a combined 18 double-doubles this season, split among three Gamecocks, after last season's team posted just two (both by Ashley Bruner). The Gamecocks saw two double-doubles in three different games this season – at Seton Hall (Dec. 2, Tiffany Mitchell and Aleighsa Welch), vs. South Carolina State (Dec. 21, Mitchell and Welch) and at Alabama (Feb. 7, Bruner and Welch).

Aleighsa Welch got the ball rolling against Savannah State (Nov. 15) with the first of her career, and her second against Hampton (Nov. 22) started a run of five straight games in which a Gamecock posted a double-double. She leads the team with nine double-doubles on the season. Seven of the group's 18 have come in SEC play, and Bruner leads that charge with four of her seven coming in regular-season conference play, while she posted two more in the SEC Tournament.

NCAA Tournament Tally

South Carolina is making its 10th NCAA Tournament appearance and its second in as many seasons. The Gamecocks are 10-9 overall at the event, including last season's 2-1 mark en route to the Sweet 16. The program's four Sweet 16 appearances include a run to the 2002 Elite Eight – the deepest into the event any South Carolina basketball team has gone. The Gamecocks have won at least one game in the tournament in six of the nine previous seasons at the event.

South Carolina head coach Dawn Staley has taken a team to the NCAA Tournament seven times, including two South Carolina teams. She is 4-7 as a head coach at the event.

Gamecocks in the Rankings

Team	SEC	NCAA	Actual
Scoring Offense	13	205	60.7
Scoring Defense	1	4	49.5
Field Goal Percentage	11	162	.388
Field Goal %age Def.	1	28	.351
3-Point FG %age	14	—	.251
3-Point FG %age Def.	6	86	.287
3-Point FG Made/Gm.	11	288	3.4
Free Throw Percentage	14	342	.556
Rebounding Offense	2	—	41.9
Rebounding Defense	1	—	32.7
Rebounding Margin	1	9	+9.3
Assists	14	285	10.6
Steals	10	159	8.7
Turnover Margin	6	72	+2.5
Assist-to-Turnover Ratio	10	150	0.8
Blocked Shots	9	132	3.5

Ashley Bruner	SEC	NCAA	Actual
Rebounding	8	161	7.9
Offensive Rebounding	5	—	3.2

Ieasia Walker	SEC	NCAA	Actual
Assists	13	243	3.2
Steals	3	45	2.7
Assist-to-Turnover Ratio	10	183	1.2
Minutes Played	8	—	32.8

Aleighsa Welch	SEC	NCAA	Actual
Scoring	22	—	12.0
Rebounding	9	175	7.7
Offensive Rebounding	1	—	3.9
FT %age	13	—	.714

All-Time Records vs. SEC

Opponent	Overall	Under Staley	SEC Season	SEC Tourn.	H	A	N	Streak	Last
Alabama	18-15	8-0	13-12	2-2	9-5	7-8	2-2	Won 8	W: 77-35, 3/7/13 (N)
Arkansas	10-17	3-3	10-15	0-2	7-5	3-10	0-2	Won 2	W: 43-40, 1/27/13 (A)
Auburn	16-21	4-3	11-15	1-1	10-7	5-12	1-2	Won 1	W: 59-51, 2/3/13 (H)
Florida	12-20	4-4	10-18	0-2	5-10	7-8	0-2	Won 4	W: 67-56, 3/3/13 (H)
Georgia	7-33	3-6	5-21	1-2	3-14	2-15	2-4	Lost 1	L: 40-42, 1/13/13 (A)
Kentucky	19-31	3-7	15-24	0-1	14-9	5-19	0-3	Lost 1	L: 74-78, 2/14/13 (A)
LSU	5-22	2-5	4-22	1-0	3-10	1-12	1-0	Won 1	W: 66-59, 1/17/13 (H)
Ole Miss	16-17	6-2	12-12	2-4	9-4	5-8	2-5	Won 4	W: 62-47, 2/17/13 (A)
Miss. State	13-16	4-3	12-13	0-2	9-5	4-9	0-2	Won 4	W: 58-43, 2/24/13 (H)
Missouri	1-1	0-1	0-1	—	0-0	0-1	1-0	Lost 1	L: 58-65, 2/28/13 (A)
Tennessee	2-44	1-7	1-25	0-3	1-19	1-20	0-5	Lost 2	L: 53-73, 1/3/13 (H)
Texas A&M	0-2	0-2	0-1	0-1	0-1	0-0	0-1	Lost 2	L: 52-61, 3/8/13 (N)
Vanderbilt	9-21	4-2	9-18	0-2	6-8	3-11	0-2	Won 3	W: 64-48, 1/10/13 (H)
Totals	128-260	42-45	102-197	7-22	76-97	43-133	9-30	Lost 1	

Musing on March

South Carolina is 61-53 (.535) all-time in the month of March, including an 8-8 (.533) record under fifth-year head coach Dawn Staley. The Gamecocks are 17-7 (.708) in home games during the third month of the calendar year, including a 4-3 (.571) mark at Colonial Life Arena. South Carolina is 13-10 (.435) in March road games and 31-34 (.477) at neutral sites during the month.

Rating the Ranked

South Carolina is 1-6 this season against nationally ranked opponents with an all-time record of 57-200 in the category. Under head coach Dawn Staley, the Gamecocks are 12-26 against ranked foes.

Life in the League

South Carolina finished the 2012-13 season tied for fourth in the SEC, marking the third time the Gamecocks have finished among the top four teams. The program-record 11 SEC wins this season were enough for the second-straight fourth-place finish under head coach Dawn Staley. In fact, since joining the league for the 1991-92 season, South Carolina has finished in the top five just five times with three of those coming under Staley, who has accounted for 37.3 percent of the program's 102 SEC regular-season victories.

South Carolina is 102-197 (.341) all-time in its 22nd season of SEC regular-season play. The Gamecocks are 65-85 (.433) in SEC games played in Columbia with a 37-112 record (.248) on the road. Under head coach Dawn Staley, the Gamecocks have a 38-40 (.487) SEC record, which includes a 2-12 slate in her first season at the helm. The program's 36 SEC regular-season victories in the last four seasons are the best four-year mark in program history.

Overall, Staley boasts a 137-65 (.678) record in league play, including eight seasons leading her Temple teams to a 99-25 (.798) Atlantic 10 mark.

Rendering the RPI

With a 24-7 record, including 11 wins away from home, the Gamecocks are 17th in the NCAA RPI released on March 18. South Carolina is one of five SEC schools rated among the top 20. Only Tennessee at seventh, Kentucky at eighth and Texas A&M at 10th rank ahead of the Gamecocks.

Reading the Rankings

South Carolina is ranked in both national polls for the 15th-straight week and has been in 20 of the last 30 Associated Press polls released.

The Gamecocks come in at No. 17 in the AP Poll this week after cracking into that poll at No. 24 the week of Dec. 10. South Carolina has been ranked as high as No. 14 this season, its highest mark since the Jan. 13, 2003, poll also saw it in the No. 14 spot. The Gamecocks were ranked as high as No. 2 in the nation during the 1981-82 season. South Carolina last appeared in the AP's top 10 the week of Feb. 18, 2002.

South Carolina is in USA Today Coaches Poll for the 17th-straight week, coming in at No. 14. Here's a look at the Gamecocks' ranking each week of the season, listed as AP/USA Today Coaches Poll:

N26 D3 D10 D17 D24 D31 J7 J14 J21 J28 F4 F11 F18 F24 M4 M11 M18
rv/24 rv/21 24/18 21/17 19/16 18/15 18/16 19/18 18/14 15/13 15/12 16/14 15/15 14/13 17/14 17/15 17/14



The Staley Capsule

Playing Experience

Houston Comets, WNBA, 2005-06

- Two-time All Star, 2005, 2006
- WNBA Kim Perrot Sportsmanship Award, 2006

Charlotte Sting, WNBA, 1999-2005

- Three-time All-Star, 2001, 2002, 2003
- WNBA All-Decade Team
- WNBA Entrepreneurial Spirit Award, 1999
- WNBA Kim Perrot Sportsmanship Award, 1999

Richmond/Philadelphia Rage, ABL, 1997-98

- Two-time All-Star, 1997, 1998

Various international teams, 1992-94

USA Basketball, 1994-2004

- Three-time Olympic gold medalist, 1996, 2000, 2004
- Two-time USA Basketball Female Athlete of the Year, 1994, 2004
- Flag bearer for the United States in Olympic Games Opening Ceremony, 2004
- Goodwill Games Most Valuable Player, 1994

University of Virginia, 1989-92

- Three-time Kodak All-American, 1990, 1991, 1992
- Honda-Broderick Cup Award for Collegiate Female Athlete of the Year, 1991
- *Sports Illustrated* Player of the Year, 1991
- Two-time ACC Player of the Year, 1991, 1992
- NCAA Tournament Most Outstanding Player, 1991
- ACC Rookie of the Year, 1989
- One of three UVa players to have her jersey retired

Dobbins Tech, 1985-88

- *USA Today* National High School Player of the Year, 1988

Other Notables

- Finalist for Naismith Memorial Basketball Hall of Fame Class of 2013 (to be announced April 8)
- Women's Basketball Hall of Fame, Class of 2012
- Named to WNBA's Top 15 as one of most influential players in league history, 2011
- Philadelphia Sports Hall of Fame, Class of 2011
- Virginia Sports Hall of Fame, Class of 2008
- Two-time Wanamaker Award winner, 1997, 2005
- Henry P. Iba Citizenship Award Female recipient, 2007
- NCAA Division I "Top Players of the Past 25 Years" selection by *ESPN.com*
- Institute for International Sport "The 100 Most Influential Sports Educators in America" selection

Education

Bachelor of arts in rhetoric and communication studies, University of Virginia, 1992

Coaching Experience

263-145 (.645) – 13th season

South Carolina, head coach 2008-present

- 91-65 (.583) – fifth season
- Two seasons of 20 or more wins
- Two NCAA Tournament appearances, 2012, 2013
- One Women's NIT appearance, 2011
- BCA Female Coach of the Year, 2012

Temple University, head coach, 2000-08

- 172-80 (.683) – eight seasons
- Six seasons of 20 or more wins
- Four Atlantic 10 Tournament titles
- Six NCAA Tournament appearances, 2002, 2004, 2005, 2006, 2007, 2008
- One Women's NIT appearance, 2001
- WBCA Region 1 Coach of the Year, 2005
- Two-time Atlantic 10 Conference Coach of the Year, 2004, 2005

USA Basketball, Select Team court coach, Summer 2010

USA Basketball, Sr. Nat'l. Team asst. coach, 2006-08

- Beijing Olympics gold medal, 2008
- FIBA Americas Championship gold medal, 2007
- FIBA World Championship bronze medal, 2006

Going Glass

Looking at South Carolina's roster of seven guards and four forwards/centers, the casual observer might think that rebounding would not be the Gamecocks' bailiwick, but South Carolina has out-rebounded its opponent in all but six games this season – at Missouri (-8, Feb. 28), then-#14/16 Texas A&M (-9, Feb. 10), Auburn (-7, Feb. 3), at Arkansas (-7, Jan. 27), #5/4 Kentucky (-1, Jan. 24) and then-#1/1 Stanford (-11, Dec. 19). The Gamecocks' effort includes six games of 20 or more rebounds more than their opponent, including a Dawn Staley era record +29 at Alabama (Feb. 7), and seven others in which they out-boarded the opposition by at least 10. The team effort has the Gamecocks ranked ninth in the nation in rebound margin at +9.3.

Demanding Defense

The hallmark of the Gamecocks under head coach Dawn Staley has always been defense, and this season's team is no different. South Carolina's defense ranks fourth in the nation in points allowed per game (49.5). The Gamecocks have allowed just four opponents to score 60 or more points this season (Tennessee, Jan. 3; at Kentucky, Feb. 14, at Missouri, Feb. 28; Texas A&M, March 8) and have held 18 to 48 or fewer.

One of the more interesting facets of the Gamecocks' stifling defense is that it has not necessarily held opponents to a sub-par shooting percentage. Through Staley's tenure, opponents have shot 39.5 percent from the field (3,342-8,463). The defensive success has come from limiting opponent shot attempts entirely, especially from the 3-point line. South Carolina has attempted more total shots than its opponents every season except Staley's first (2008-09). Opponents have attempted more 3s than the Gamecocks just once as well (2009-10).

Here's a look at how the numbers break down year-by-year:

Season	SC FGA/Gm.	Opp. FGA/Gm.	Diff.	SC 3FGA/Gm.	Opp. 3FGA/Gm.	Diff.
2012-13	56.6	51.9	+4.7	13.6	10.8	+2.8
2011-12	57.9	51.1	+6.8	16.3	8.3	+2.8
2010-11	56.1	53.8	+2.3	18.0	10.9	+7.1
2009-10	59.4	57.9	+1.5	12.8	13.3	-0.5
2008-09	54.8	57.6	-2.8	13.3	12.1	+1.2

As the difference in shot attempts has increased over the course of the Staley era, so has the team's win totals, culminating in last season's 25-10 record, the program's best in more than a decade, and this season's 24-7 mark.

Miscellaneous Stats

Double-Doubles	2012-13	Career	Record
Aleighsa Welch	9	9	9-0
Ashley Bruner	7	12	7-5
Tiffany Mitchell	2	2	2-0
Ieasia Walker	0	1	1-0

30+ Points	2012-13	Career	Record
Ieasia Walker	0	1	1-0

20+ Points	2012-13	Career	Record
Ieasia Walker	1	5	3-2
Tiffany Mitchell	1	1	1-0
Aleighsa Welch	1	1	1-0

10+ Points	2012-13	Career	Record
Aleighsa Welch	20	30	25-5
Ashley Bruner	16	36	27-9
Tiffany Mitchell	13	13	11-2
Ieasia Walker	14	57	33-24
Khadijah Sessions	6	6	5-1
Elem Ibiam	5	5	4-1
Sancheon White	3	5	5-0
Wilka Montout	2	2	2-0
Asia Dozier	2	2	1-1
Tina Roy	0	5	4-1

10+ Rebounds	2012-13	Career	Record
Aleighsa Welch	11	13	12-1
Ashley Bruner	9	15	10-5
Tiffany Mitchell	5	5	4-1
Asia Dozier	1	1	1-0
Elem Ibiam	1	1	1-0
Sancheon White	0	1	0-1
Ieasia Walker	0	1	1-0

5+ Assists	2012-13	Career	Record
Ieasia Walker	8	21	17-4
Ashley Bruner	1	1	1-0
Asia Dozier	1	1	1-0

5+ Steals	2012-13	Career	Record
Ieasia Walker	9	13	10-3
Ashley Bruner	1	1	1-0
Tiffany Davis	1	1	1-0
Tiffany Mitchell	1	1	1-0

5+ Blocks	2012-13	Career	Record
Elem Ibiam	1	2	2-0

Front Runners

South Carolina has won 21 of the 22 games this season in which it has taken a lead into the locker room at halftime. In head coach Dawn Staley's fifth season at the helm, South Carolina is 79-14 (.849) after leading at halftime and 4-5 (.444) when tied at the game's midway point.

Locking It Down

South Carolina has held an opponent to 48 or fewer points 18 times this season, exceeding last season's school record of 14. In program history, the Gamecocks have lost just one of the 129 games in which they held an opponent to 48 or fewer points – 40-42 at Georgia on Jan. 13, 2013.

Good Hands

South Carolina is ranked 30th in the country in turnovers, committing just 13.9 per game. The Gamecocks have committed 10 or fewer turnovers 10 times this season, including a five-turnover outing at Missouri for the second fewest in the Dawn Staley era. South Carolina has turned it over more than 15 times in a game just nine times, while the defense has forced more than 15 turnovers 20 times. The Gamecocks' 13.9 turnovers per game surpasses last season's mark of 14.2 as the lowest average by the program since the 1983-84 team set the school record of 8.2.

Games Led Team In...

(Tied for team lead in each category included)

Scoring	2012-13	Career	Record
Aleighsa Welch	10	14	9-5
Ashley Bruner	9	14	11-3
Tiffany Mitchell	7	7	6-1
Ieasia Walker	5	25	13-12
Khadijah Sessions	3	3	2-1
Elem Ibiam	2	2	1-1
Tina Roy	0	2	2-0

Rebounding	2012-13	Career	Record
Ashley Bruner	13	26	19-17
Aleighsa Welch	10	26	22-4
Tiffany Mitchell	6	6	5-1
Ieasia Walker	5	13	8-5
Elem Ibiam	4	5	5-0
Sancheon White	3	6	3-3

Assists	2012-13	Career	Record
Ieasia Walker	20	48	30-18
Ashley Bruner	8	9	7-2
Aleighsa Welch	4	4	2-2
Khadijah Sessions	3	3	2-1
Sancheon White	2	4	4-0
Tiffany Mitchell	2	2	2-0
Asia Dozier	1	1	1-0
Tina Roy	0	1	1-0

2012-13 Double-Doubles

Aleighsa Welch (9)

11/15	Savannah State	13 pts/12 rebs
11/22	vs. Hampton	16 pts/11 rebs
11/23	vs. Florida Gulf Coast	14 pts/11 rebs
11/28	Drexel	12 pts/15 rebs
12/2	at Seton Hall	14 pts/10 rebs
12/21	SC State	16 pts/14 rebs
2/7	at Alabama	16 pts/10 rebs
2/24	Mississippi State	20 pts/11 rebs
3/3	Florida	14 pts/10 rebs

Ashley Bruner (7)

11/24	vs. DePaul	11 pts/12 rebs
1/17	LSU	13 pts/12 rebs
2/7	at Alabama	15 pts/11 rebs
2/14	at Kentucky	13 pts/10 rebs
2/17	at Ole Miss	15 pts/13 rebs
3/7	vs. Alabama	10 pts/14 rebs
3/8	vs. Texas A&M	19 pts/11 rebs

Tiffany Mitchell (2)

12/2	at Seton Hall	13 pts/11 rebs
12/21	SC State	21 pts/11 rebs

Oh Captain, My Captain

South Carolina's captains for this season are seniors Ieasia Walker and Ashley Bruner along with sophomore Aleighsa Welch.

Working Overtime

After its 58-55 win over Drexel, South Carolina is 16-14 all-time in overtime games, including a 1-3 mark in double-overtime contests. Since taking the reins for the 2008-09 season, Gamecock head coach Dawn Staley has amassed a 5-3 record in extended games. South Carolina played a school-record four overtime games in 2010-11, going 2-2, and in 1995-96, going 1-3.

2012-13 Roster

No.	Name	Pos.	Ht	Yr.	Hometown/Last School
2	Ieasia Walker	G	5-8	Sr.	Amityville, N.Y./Copiague
5	Khadijah Sessions	G	5-8	Fr.	Myrtle Beach, S.C./Myrtle Beach
12	Wilka Montout	C	6-3	Jr.	French Guiana/NE Okla. A&M
15	Tiffany Davis*	G	5-7	Fr.	Houston Texas/Westbury Christian
20	Sancheon White	G	5-10	Sr.	Hammond, Ind./Central Arizona
21	Ashley Bruner	F	6-0	Sr.	Norman, Okla./Norman
23	Tina Roy*	G	5-11	So.	Kaplan, La./Kaplan
24	Aleighsa Welch	F	6-0	So.	Goose Creek, S.C./Goose Creek
25	Tiffany Mitchell	G	5-9	Fr.	Charlotte, N.C./Providence Day
31	Asia Dozier	G	5-10	Fr.	Columbia, S.C./Spring Valley
33	Elem Ibiam	C	6-3	So.	Fayetteville, Ga./Fayette County

* indicates out for season with injury

Head Coach: Dawn Staley

Associate Head Coach: Lisa Boyer

Assistant Coaches: Nikki McCray, Darius Taylor

Scoring Differentials

Largest lead in a win	by 42 (77-35), 2nd-0:09 vs. Alabama, 3/7/13
Largest deficit overcome to win	by 14 (36-22), 1st-0:00 vs. Drexel, 11/28/12
Largest lead given up in a loss	by 16 (44-30), 2nd-19:45 at Kentucky, 2/14/13
Largest deficit in a loss	by 25 (42-67), 2nd-4:44 vs. Tennessee, 1/3/13

Team Specialty Stats

South Carolina/Opponent

	Pts. in Paint	Pts. Off TOs	2nd Chance Pts.	Fast Break Pts.	
11/9	Elon	52/18	34/11	22/5	24/8
11/12	at LA Tech	38/30	16/4	22/4	2/2
11/15	Sav. St.	40/20	15/12	19/8	6/4
11/18	Clemson	38/14	15/14	13/11	8/5
11/22	vs. HU	20/12	16/14	15/4	8/6
11/23	vs. FGCU	38/18	23/12	13/4	20/2
11/24	vs. DPU	40/22	6/11	10/8	14/7
11/28	Drexel	26/18	15/6	14/7	12/0
12/2	at SHU	30/22	20/10	13/2	6/10
12/9	Furman	42/12	31/6	17/9	20/7
12/19	Stanford	20/24	11/4	4/9	6/2
12/21	SC State	22/18	14/1	22/10	6/6
12/29	WCU	30/12	21/9	15/9	8/3
1/3	Tenn.	32/38	8/4	20/9	10/13
1/6	at Miss. St.	24/10	17/5	13/8	8/0
1/10	Vandy	36/20	19/19	6/11	10/6
1/13	at Georgia	26/26	14/16	10/6	2/6
1/17	LSU	30/38	19/14	11/4	14/8
1/20	at Fla.	14/24	5/6	9/3	4/6
1/24	Kentucky	18/30	12/10	7/6	14/9
1/27	at Ark.	22/16	15/15	13/11	4/0
2/3	Auburn	18/26	15/13	16/12	6/2
2/7	at Ala.	42/22	18/10	28/10	4/6
2/10	TAMU	28/28	18/9	10/10	14/6
2/14	at Ky.	44/32	6/24	9/8	0/0
2/17	at Ole Miss	38/22	11/11	16/8	8/6
2/24	Miss. St.	28/14	24/6	12/9	12/0
2/28	at Mizzou	14/34	15/3	12/9	0/3
3/3	Florida	36/30	22/12	11/11	14/10
3/7	vs. Ala.	40/14	13/8	19/9	36/9
3/8	vs. TAMU	34/34	5/14	6/2	0/6

Starters vs. Bench Points

	SC Starters	Opp. Starters	SC Bench	Opp. Bench	
11/9	Elon	54	29	23	15
11/12	at LA Tech	58	33	24	25
11/15	Sav. St.	50	42	28	5
11/18	Clemson	51	27	13	16
11/22	vs. HU	34	27	11	7
11/23	vs. FGCU	54	30	11	16
11/24	vs. DPU	47	40	8	6
11/28	Drexel	49	43	9	12
12/2	at SHU	50	38	5	4
12/9	Furman	40	27	29	8
12/19	Stanford	44	51	5	2
12/21	SC State	41	28	24	17
12/29	WCU	40	15	26	29
1/3	Tenn.	49	68	4	5
1/6	at Miss. St.	47	36	13	10
1/10	Vandy	46	35	18	13
1/13	at Georgia	38	36	2	6
1/17	LSU	63	53	3	6
1/20	at Fla.	36	29	16	15
1/24	Kentucky	39	47	16	3
1/27	at Ark.	38	35	5	5
2/3	Auburn	37	28	22	23
2/7	at Ala.	44	46	21	7
2/10	TX A&M	43	40	5	10
2/14	at Ky.	46	61	28	17
2/17	at Ole Miss	43	27	19	20
2/24	Miss. St.	42	35	16	8
2/28	at Mizzou	47	53	11	12
3/3	Florida	54	41	13	15
3/7	vs. Alabama	41	26	36	9
3/8	vs. TAMU	50	45	2	16



SEC Standings

	SEC Games			Overall		
	W	L	Pct.	W	L	Pct.
Tennessee	14	2	.875	24	7	.774
Kentucky	13	3	.813	27	5	.843
Georgia	12	4	.750	25	6	.806
Texas A&M	11	6	.688	24	9	.727
South Carolina	11	5	.688	24	7	.774
LSU	10	6	.625	20	11	.645
Vanderbilt	9	7	.563	20	11	.645
Arkansas	6	10	.375	19	12	.613
Florida	6	10	.375	18	14	.563
Missouri	6	10	.375	17	14	.548
Auburn	5	11	.313	16	14	.533
Mississippi State	5	11	.313	13	17	.433
Alabama	2	14	.125	13	18	.419
Ole Miss	2	14	.125	9	20	.310

IEASIA WALKER

Assault on the Record Book...

Senior guard Ieasia Walker has enjoyed a successful career in the Garnet and Black, ranking among the most productive and utilized player in school history. She is the **28th Gamecock to record 1,000 career points** and the **13th to amass 200 career steals**. In proof of her all-around effort, Walker is one of just three Gamecocks to have scored 1,000 career points while also handing out 250 career assists and swiping 250 career steals – joining three-time All-SEC selection Shannon Johnson (1993-96) and three-time All-American and two-time Metro Conference Player of the Year Martha Parker (1986-89). Walker is 21st in school history in career scoring (1,131), fourth in career steals (251) and 16th in career assists (304). The Amityville, N.Y., native finds herself in elite company among SEC players this season, joining Kentucky's A'dia Mathies and Georgia's Jasmine James as the only active SEC players to have reached all three plateaus.

Below are the key South Carolina career record books that she is among or nearing:

Points Scored

Player	Gms	Pts
19. Mindy Ballou (83-86)	115	1199
20. Marsi McAlister (82-85)	115	1160
21. <i>Ieasia Walker (10-pres.)</i>	128	1131

3-Point Field Goals Made

Player	Gms	3M
6. Nicki Bass (90-94)	110	152
7. Stacy Booker (03-07)	108	119
8. <i>Ieasia Walker (10-pres.)</i>	128	115
Valerie Nainima (10-11)	54	115

3-Point Field Goal Attempts

Player	Gms	3A
7. Stacy Booker (03-07)	108	418
8. <i>Ieasia Walker (10-pres.)</i>	128	395

Free Throw Attempts

Player	Gms	FTA
9. La'Keisha Sutton (09-12)	125	402
10. Sharon Gilmore (82-86)	110	384
11. Schonna Banner (87-90)	125	361
12. <i>Ieasia Walker (10-pres.)</i>	128	358

Steals

Player	Gms	Stls
1. Jocelyn Penn (99-03)	117	359
2. Martha Parker (85-89)	124	284
3. Shannon Johnson (93-96)	109	260
4. <i>Ieasia Walker (10-pres.)</i>	128	251

Assists

Player	Gms	Stls
12. La'Keisha Sutton (09-12)	125	357
13. Kelly Morrone (00-04)	116	339
14. Shaun Gortman (99-02)	105	318
15. Lisa Williams (96-99)	110	313
16. <i>Ieasia Walker (10-pres.)</i>	128	304

Minutes Played

Player	Gms	MP
5. La'Keisha Sutton (09-12)	125	3755
6. Nikki Miars (95-99)	108	3711
7. <i>Ieasia Walker (10-pres.)</i>	128	3638

Games Played

Player	GP
1. Sheila Foster (78-82)	134
2. Rita Johnson (77-81)	130
3. <i>Ieasia Walker (10-pres.)</i>	128
Karen Middleton (87-91)	128

Games Started

Player	GS
7. Cristina Ciocan (00-04)	104
8. Brantley Southers (81-86)	103
9. <i>Ieasia Walker (10-pres.)</i>	101
Lauren Simms (03-07)	101

SEC Games Only

Points

Player	Gms	Pts
1. Shannon Johnson (93-96)	44	836
2. Jocelyn Penn (99-03)	55	807
3. Annie Lester (97-00)	54	731
4. La'Keisha Sutton (99-12)	62	711
5. Shaun Gortman (99-02)	49	623
6. <i>Ieasia Walker (10-13)</i>	64	603

Assists

Player	Gms	Asst
1. Cristina Ciocan (01-04)	56	250
2. La'Keisha Sutton (09-12)	62	193
3. Shannon Johnson (93-96)	44	161
4. <i>Ieasia Walker (10-pres.)</i>	62	159
Nikki Miars (96-99)	50	159

Steals

Player	Gms	Stls
1. Jocelyn Penn (99-03)	55	162
2. <i>Ieasia Walker (10-pres.)</i>	61	128

Minutes Played

Player	Gms	MP
1. La'Kiehsa Sutton (09-12)	62	2010
2. <i>Ieasia Walker (10-pres.)</i>	61	1929

Games Played

Player	GP
1. <i>Ieasia Walker (10-pres.)</i>	64
2. La'Kiesha Sutton (09-12)	62



South Carolina's Record When...

	Postseason	SEC Only	All Games
Record.....	1-1	11-5	24-7
Playing a ranked opponent.....	0-1	1-4	1-6
Playing at home	0-0	6-2	13-3
Playing on the road	0-0	5-3	7-3
Playing at neutral site	1-1	0-0	4-1
Leading at half	1-0	9-1	21-1
Trailing at half	0-1	0-3	1-5
Tied at half	0-0	2-1	2-1
Playing an overtime game	0-0	0-0	1-0
0 players score in double-figures	0-0	0-0	0-0
1 player scores in double-figures	0-0	1-1	3-1
2 players score in double-figures	0-1	4-2	7-4
3 players score in double-figures	1-0	4-1	10-1
4 players score in double-figures	0-0	2-0	3-0
5 players score in double-figures	0-0	0-1	1-1
Starters out-score opponent's starters	1-1	9-2	22-3
Opponent's starters score equal/more	0-0	2-3	2-4
Bench out-scores opponent's bench	1-0	6-1	14-2
Opponent's bench scores equal/more.....	0-1	5-4	10-5
Shooting 50% or better	1-0	0-1	2-1
Shooting between 40-49%	0-0	4-0	10-0
Shooting between 30-39%	0-1	6-2	11-3
Shooting less than 30%	0-0	1-2	1-3
Opponent shoots 50% or better.....	0-0	0-2	0-2
Opponent shoots between 40-49%	0-0	2-0	4-1
Opponent shoots between 30-39%	0-1	7-3	13-4
Opponent shoots less than 30%	1-0	2-0	7-0
Shooting better than opponent.....	1-0	7-1	18-1
Shooting worse than/equal to opponent	0-1	4-4	6-6
Having more FTs made than opponent	1-0	9-2	18-2
Having equal/less FTs made than opponent	0-1	2-3	6-5
Out-rebounding opponent.....	1-1	8-3	21-4
Having equal/less rebounds than opponent	0-0	3-2	3-3
Having more TOs than opponent	0-1	2-2	5-3
Having equal or less TOs than opponent.....	1-0	9-3	19-4
Attempting more FT than 3FG.....	1-1	9-3	20-4
Attempting equal/less FT than 3FG	0-0	2-2	4-3
Making 5 or more 3FGs.....	1-0	3-1	9-1
Making less than 5 3FGs.....	0-1	8-4	15-6
Making no 3 FGs.....	0-0	1-1	4-1
Attempting 15 or more 3FGs.....	0-0	5-2	11-3
Attempting less than 15 3FGs	1-1	6-3	13-4

	Postseason	SEC Only	All Games
No South Carolina players foul out	1-1	10-4	23-6
One or more SC players foul out.....	0-0	1-1	1-1
Having 10 or more assists.....	1-1	7-2	13-3
Having less than 10 assists	0-0	4-3	11-4
Scoring more pts. in paint than opponent	1-0	8-1	21-1
Scoring equal/less pts. in paint than opp.	0-1	3-4	3-6
Scoring more pts. off TOs than opponent	1-0	7-3	19-4
Scoring equal/less pts. off TOs than opp.	0-1	4-2	5-3
Scoring more 2nd-chance pts.	1-1	9-4	22-5
Scoring equal/less 2nd-chance pts.....	0-0	2-1	2-2
Scoring more fast break pts.....	1-0	9-1	19-1
Scoring equal/less fast break pts.....	0-1	2-4	5-6
Wearing white uniforms	1-0	6-2	16-3
Wearing black uniforms	0-0	4-3	7-3
Wearing garnet uniforms.....	0-1	1-0	1-1
Playing in tournaments/classics	1-1	0-0	4-1
Playing on live television	1-1	4-2	8-4
Playing in November.....	0-0	0-0	8-0
Playing in December	0-0	0-0	4-1
Playing in January	6-2	6-2	6-2
Playing in February	4-3	4-3	4-3
Playing in March.....	1-1	1-0	2-1
Playing during the day.....	1-1	7-2	15-3
Playing at night	0-0	4-3	9-4
Playing on Sunday.....	0-0	7-2	10-2
Playing on Monday.....	0-0	0-0	1-0
Playing on Tuesday.....	0-0	0-0	0-0
Playing on Wednesday.....	0-0	0-0	1-1
Playing on Thursday.....	1-0	4-3	7-3
Playing on Friday	0-1	0-0	3-1
Playing on Saturday.....	0-0	0-0	2-0
Margin is 5 pts. or less.....	0-0	2-3	3-4
Margin is between 6-10.....	0-1	3-1	4-2
Margin is between 11-20.....	0-0	6-1	11-1
Margin is more than 20.....	1-0	0-0	6-0
Having a 20-pt. scorer	0-0	2-0	3-0
Having a 30-pt. scorer.....	0-0	0-0	0-0
Scoring 49 points or less.....	0-0	1-2	2-3
Scoring 50-59 points.....	0-1	4-2	7-3
Scoring 60-69 points.....	0-0	6-0	11-0
Scoring 70-79 points.....	1-0	0-1	3-1
Scoring 80-89 points.....	0-0	0-0	1-0
Scoring 90-99 points.....	0-0	0-0	0-0

2012-13 Team High / Low

South Carolina	Game Highs		Game Lows	
POINTS	82	at Louisiana Tech 11/12/12	40	at Georgia, 1/13/13
FIELD GOALS MADE	31	Savannah State, 11/15/12 Elon, 11/9/12	14	at Mississippi State, 1/6/13
FIELD GOAL ATTEMPTS	70	Elon, 11/9/12	39	at Mississippi State, 1/6/13
FIELD GOAL PERCENTAGE	.560 (28-50)	at Kentucky, 2/14/13	.234 (15-64)	at Florida, 1/20/13
3 PT FIELD GOALS MADE	9	Savannah State, 11/15/12	0	at Georgia, 1/13/13 at Mississippi State, 1/6/13 vs. DePaul, 11/24/12 Clemson, 11/18/12 Elon, 11/9/12
3 PT FG ATTEMPTS	25	Savannah State, 11/15/12	2	at Mississippi State, 1/6/13
3 PT FG PERCENTAGE	.667 (6-9)	Western Carolina, 12/29/12	.000 (0-14)	Clemson, 11/18/12 Elon, 11/9/12
FREE THROWS MADE	32	at Mississippi State, 1/6/13	4	Western Carolina, 12/29/12
FREE THROW ATTEMPTS	50	at Mississippi State, 1/6/13	11	at Ole Miss, 2/17/13
FREE THROW PERCENTAGE	.727 (8-11)	at Ole Miss, 2/17/13	.286 (4-14)	Western Carolina, 12/29/12
REBOUNDS	59	at Florida, 1/20/13	28	Auburn, 2/3/13
ASSISTS	20	at Louisiana Tech 11/12/12	1	vs. DePaul, 11/24/12
STEALS	15	Furman, 12/9/12	2	at Kentucky, 2/14/13
BLOCKED SHOTS	9	Furman, 12/9/12	0	at Georgia, 1/13/13 vs. Florida Gulf Coast, 11/23/12
TURNOVERS	29	vs. Hampton, 11/22/12	5	at Missouri, 2/28/13
FOULS	24	at Kentucky, 2/14/13	8	at Seton Hall, 12/2/12

Opponent	Game Highs		Game Lows	
POINTS	78	at Kentucky, 2/14/13	34	vs. Hampton, 11/22/12
FIELD GOALS MADE	28	Tennessee, 1/3/13	11	Furman, 12/9/12 vs. Hampton, 11/22/12 Clemson, 11/18/12
FIELD GOAL ATTEMPTS	71	at Kentucky, 2/14/13	43	at Missouri, 2/28/13
FIELD GOAL PERCENTAGE	.535 (23-43)	at Missouri, 2/28/13	.193 (11-57)	vs. Hampton, 11/22/12
3 PT FIELD GOALS MADE	7	Drexel, 11/28/12 vs. Florida Gulf Coast, 11/23/12	0	Stanford, 12/19/12
3 PT FG ATTEMPTS	29	vs. Florida Gulf Coast, 11/23/12	4	Stanford, 12/19/12
3 PT FG PERCENTAGE	.583 (7-12)	Drexel, 11/28/12	.000 (0-4)	Stanford, 12/19/12
FREE THROWS MADE	22	at Kentucky, 2/14/13	2	at Seton Hall, 12/2/12
FREE THROW ATTEMPTS	28	vs. Texas A&M, 3/8/13	4	at Seton Hall, 12/2/12
FREE THROW PERCENTAGE	1.000 (10-10)	Furman, 12/9/12	.500 (5-10) .500 (6-12) .500 (6-12) .500 (2-4)	vs. Alabama, 3/7/13 Texas A&M, 2/10/13 LSU, 1/17/13 at Seton Hall, 12/2/12
REBOUNDS	50	Texas A&M, 2/10/13	18	Mississippi State, 2/24/13
ASSISTS	13	Mississippi State, 2/24/13 Auburn, 2/3/13 LSU, 1/17/13	2	Furman, 12/9/12
STEALS	13	vs. Hampton, 11/22/12	0	Furman, 12/9/12
BLOCKED SHOTS	11	Tennessee, 1/3/13 Stanford, 12/19/12	0	vs. Alabama, 3/7/13 Auburn, 2/3/13 vs. DePaul, 11/24/12 at Louisiana Tech 11/12/12
TURNOVERS	24	Furman, 12/9/12	9	at Kentucky, 2/14/13 at Florida, 1/20/13
FOULS	33	SC State, 12/21/12	13	at Ole Miss, 2/17/13 Tennessee, 1/3/13 Savannah State, 11/15/12

Staley Era Team Records

Italics indicates set in 2012-13

Scoring

Most	Points
1. at Clemson, 11/19/09	92
2. vs. North Carolina, 12/20/09	85
3. <i>at Louisiana Tech, 11/12/12</i>	82
4. at Alabama, 1/10/10	80
vs. Eastern Michigan, 3/17/12	80

Fewest	Points
1. at Stanford, 11/26/10	32
2. vs. Georgia, 3/4/11	34
3. vs. Mississippi State, 3/5/09	39
4. <i>at Georgia, 1/13/13</i>	40
5. at Mississippi State, 2/26/09	41

Fewest Allowed	Points
1. vs. South Carolina State, 12/14/11	21
2. vs. Presbyterian, 11/27/11	24
3. vs. Furman, 12/11/11	33
vs. Savannah State, 12/5/10	33
5. <i>vs. Hampton, 11/22/12</i>	34
vs. Ohio University, 11/28/08	34

Most Allowed	Points
1. at Clemson, 11/19/09	94
2. vs. North Carolina, 12/20/09	93
3. vs. Xavier, 11/12/10	84
4. at Tennessee, 2/17/11	82
at Florida, 2/22/09	82

Margin of Outcome

Victory	Score	Margin
1. vs. South Carolina State, 12/14/11	66-21	+45
2. <i>vs. Alabama, 3/7/13</i>	77-35	+42
3. vs. Furman, 12/11/11	72-33	+39
4. <i>vs. Furman, 12/9/12</i>	69-35	+34
5. <i>vs. Elon, 11/9/12</i>	77-44	+33

Defeat	Score	Margin
1. at Stanford, 11/26/10	32-70	-38
2. vs. Georgia, 3/4/11	34-66	-32
3. vs. Stanford, 12/19/08	47-78	-31
4. at Penn State, 11/21/10	48-78	-30
5. vs. Connecticut, 12/28/08	48-77	-29

Field Goals

Made	FGM
1. vs. North Carolina, 12/20/09	34
at Clemson, 11/19/09	34
3. vs. North Carolina, 12/18/11	33
4. vs. Eastern Michigan, 3/17/12	32
5. <i>7 Times, Last vs. Savannah State, 11/15/1231</i>	

Attempts	FGA
1. vs. Penn State, 11/20/11	76
2. at Clemson, 11/19/09	74
3. vs. Tennessee, 1/20/11	73
4. vs. NC State, 12/13/09	71
5. <i>vs. Elon, 11/9/12</i>	70
vs. North Carolina, 12/18/11	70
at Florida, 2/22/09	70

Highest Percentage (Min. 40 FGA)	FGM-A	Pct
1. at Alabama, 1/10/10	31-52	.596
2. <i>at Kentucky, 2/14/13</i>	28-50	.560
3. at Alabama, 2/19/12	25-45	.556
4. vs. Kentucky, 1/14/10	31-56	.554
5. vs. Eastern Michigan, 3/17/12	32-60	.533

Lowest Percentage (Min. 40 FGA)	FGM-A	Pct
1. at Stanford, 11/26/10	12-55	.218
2. vs. Georgia, 3/4/11	12-52	.231
3. at Kentucky, 2/5/09	13-55	.236
4. at Georgia, 1/2/11	13-54	.241
5. at Penn State, 11/21/10	17-70	.243

Lowest Percentage Allowed	FGM-A	Pct
1. vs. South Carolina State, 12/14/11	6-48	.125
2. <i>vs. Hampton, 11/22/12</i>	11-57	.193
3. <i>vs. Furman, 12/9/12</i>	11-46	.239
vs. <i>Clemson, 11/18/12</i>	11-46	.239
5. <i>vs. Alabama, 3/7/13</i>	14-57	.246

Highest Percentage Allowed	FGM-A	Pct
1. vs. Connecticut, 12/28/08	35-62	.565
vs. Florida, 1/9/11	26-46	.565
3. vs. Xavier, 11/12/10	34-61	.557
4. at Kentucky, 1/13/11	30-55	.545
5. vs. Vanderbilt, 2/27/11	27-50	.540

3-Point Field Goals

Made	3FGM
1. <i>vs. Savannah State, 11/15/12</i>	9
at Arkansas, 2/6/11	9
at Ole Miss, 1/16/11	9
vs. North Carolina, 12/18/11	9
vs. Ole Miss, 1/26/12	9

Attempts	3FGA
1. vs. Penn State, 11/20/11	29
2. vs. North Carolina, 12/19/10	28
3. <i>vs. Savannah State, 11/15/12</i>	25
at Ole Miss, 1/16/11	25
5. <i>at Missouri, 2/28/13</i>	23
vs. Georgia, 2/16/12	23
vs. Boston University, 12/28/09	23
at Florida, 2/22/09	23

Percentage (Min. 5 3FGA)	3FGM-A	Pct
1. <i>vs. Western Carolina, 12/29/12</i>	6-9	.667
at Alabama, 1/10/10	8-12	.667
vs. Charlotte, 12/21/08	8-12	.667
4. vs. Florida, 2/12/12	8-13	.615
5. at Alabama, 2/19/12	5-9	.556

Free Throws

Made	FTM
1. <i>at Mississippi State, 1/6/13</i>	32
2. <i>vs. SC State, 12/21/12</i>	27
3. at Ole Miss, 1/22/09	26
4. vs. Charlotte, 12/21/08	24
5. at Georgia, 1/2/11	23
vs. Auburn, 1/8/09	23

Attempts	FTA
1. <i>at Mississippi State, 1/6/13</i>	50
2. <i>vs. SC State, 12/21/12</i>	44
3. at Xavier, 11/30/11	38
4. <i>vs. Florida, 3/3/13</i>	35
vs. <i>Clemson, 11/18/12</i>	35

Percentage (Min. 10 FTA)	FTM-A	Pct
1. vs. Auburn, 1/2/09	23-26	.885
2. vs. San Diego State, 11/28/09	14-16	.875
3. at Tennessee, 1/7/10	10-12	.833
4. at Auburn, 2/4/10	9-11	.818
5. vs. Davidson, 11/24/08	13-16	.813

Rebounding

Total	Rebs
1. <i>at Florida, 1/20/13</i>	59
2. <i>vs. Hampton, 11/22/12</i>	57
3. <i>at Alabama, 2/7/13</i>	53
vs. <i>Elon, 11/9/12</i>	53
vs. <i>Brown, 12/29/09</i>	53

Offensive	OREbs
1. <i>vs. Elon, 11/9/12</i>	29
2. vs. College of Charleston, 11/23/11	27
3. <i>at Florida, 1/20/13</i>	26
4. <i>vs. Savannah State, 11/15/12</i>	25
vs. <i>Penn State, 11/20/11</i>	25
at <i>Penn State, 11/21/10</i>	25

Defensive	DREbs
1. <i>vs. Hampton, 11/22/12</i>	39
2. vs. Charlotte, 11/16/09	35
3. <i>at Florida, 1/20/13</i>	33
at <i>Ole Miss, 1/22/09</i>	33
5. <i>vs. Texas A&M, 3/8/13</i>	32
vs. <i>DePaul, 11/24/12</i>	32
vs. <i>Jacksonville, 12/30/08</i>	32

Margin	Rebs	Margin
1. <i>at Alabama, 2/7/13</i>	53-24	+29
2. <i>vs. Florida Gulf Coast, 11/23/12</i>	46-20	+26
3. <i>vs. Hampton, 11/22/12</i>	57-32	+25
4. <i>vs. Savannah State, 11/15/12</i>	50-26	+24
5. <i>vs. Mississippi State, 2/24/13</i>	41-18	+23

Assists

Game	Assists
1. <i>at Louisiana Tech, 11/12/12</i>	22
vs. <i>Eastern Michigan, 3/17/12</i>	22
3. vs. Alabama, 2/15/09	20
4. 4 times, Last vs. North Carolina, 12/18/11	19

Steals

Game	Steals
1. vs. Furman, 12/11/11	21
2. vs. NC State, 12/12/10	16
vs. USC Upstate, 12/16/08	16
4. <i>vs. Furman, 12/9/12</i>	15
vs. High Point, 12/2/09	15
vs. Davidson, 11/24/08	15

Blocked Shots

Game	Blocks
1. vs. Eastern Michigan, 3/17/12	11
vs. Furman, 12/11/11	11
3. <i>vs. Furman, 12/9/12</i>	9
at NC State, 12/4/11	9
vs. Alabama A&M, 11/14/11	9

Turnovers

Fewest	TOs
1. at Tennessee, 2/2/12	4
2. <i>at Missouri, 2/28/13</i>	5
vs. Georgia, 3/2/12	5
vs. Ole Miss, 3/3/11	5
5. <i>vs. Stanford, 12/19/12</i>	7
at <i>Louisiana Tech, 11/12/12</i>	7
vs. Tennessee, 3/3/12	7

Most	TOs
1. at Wake Forest, 12/3/08	32
2. <i>vs. Hampton, 11/22/12</i>	29
vs. Kentucky, 1/15/12	29
4. at Kentucky, 1/13/11	28
5. vs. Jacksonville, 12/30/08	26

The Last Time ...

Individual

Scored 50 Points

South Carolina 51, Jocelyn Penn vs. Stetson, 1/4/03
Opponent Never

Scored 40 Points

South Carolina 51, Jocelyn Penn vs. Stetson, 1/4/03
Opponent 46, Cornelia Gayden, LSU, 1/14/95

Scored 30 Points

South Carolina 30, Ieasia Walker vs. Clemson, 11/18/10
Opponent 32, LaQueta Ferguson, Florida International, 11/25/07

Grabbed 20 Rebounds

South Carolina 25, Kelsey Bone vs. Boston University, 12/28/09
Opponent 24, Courtney Paris, Oklahoma, 12/30/07

Grabbed 15 Rebounds

South Carolina 15, Aleighsa Welch vs. Drexel, 11/28/12
Opponent 15, Kelsey Bone, Texas A&M, 2/10/13

Two Players with 20 or More Points

South Carolina La'Keisha Sutton 21/Markeshia Grant 20 vs. North Carolina, 12/18/11
Opponent Angie Bjorklund 23/Shekinna Stricklen 21, Tennessee, 1/17/10

Two Players with 10 or More Rebounds

South Carolina Ashley Bruner 11/Aleighsa Welch 10 at Alabama, 2/7/13
Opponent Quistelle Williams 10/Berna Calli 10, Arkansas, 1/27/13

Had 10 Assists

South Carolina 10, Samone Kennedy at Florida, 2/24/08
Opponent 11, Marneshia Richard, Mississippi State, 1/21/07

Had Five Steals

South Carolina 5, Ieasia Walker vs. Florida, 3/3/13
Opponent 5, Sam Ramirez, Appalachian State, 3/16/11

Had Five Blocked Shots

South Carolina 5, Elem Ibiam vs. Western Carolina, 12/29/12
Opponent 7, Isabelle Harrison, Tennessee, 1/3/13

Had a Double-Double

South Carolina Ashley Bruner (19 pts/11 rebs) vs. Texas A&M, 3/8/13
Opponent Bri Kulas (26 pts/12 rebs), Missouri, 2/28/13

Two Players had a Double-Double

South Carolina Ashley Bruner (15 pts/11 rebs) and Aleighsa Welch (16 pts/10 rebs) at Alabama, 2/7/13
Opponent Chiney Ogwumike (11 pts/10 rebs)/Nnemkadi Ogwumike (39 pts/10 rebs), Stanford, 3/24/12

Had a Triple-Double

South Carolina Iva Sliskovic (18 pts, 15 rebs, 10 assts) vs. High Point, 12/20/06
Opponent Never

Team

Scored 100 Points

South Carolina 102 vs. North Carolina A&T, 3/21/08
Opponent 103, Clemson, 11/21/03

Won by 30 or More Points

South Carolina 77-35 (42) vs. Alabama, 3/7/13
Opponent 66-34 (32), Georgia, 3/4/11

Shot 65% or Better from the Field

South Carolina .652 (45-69) vs. East Tennessee State, 12/19/00
Opponent Never

Shot 60% or Better from the Field

South Carolina .608 (31-51) vs. Jackson State, 12/7/07
Opponent .604 (29-48), Vanderbilt, 1/18/01

Shot 50% or Better from the Field

South Carolina .590 (28-55) vs. Alabama, 3/7/13
Opponent .535 (23-43), Missouri, 2/28/13

No Players in Double-Figure Points

South Carolina at Auburn, 1/19/12
Opponent SC State, 12/14/11

Five Players in Double-Figure Points

South Carolina at Kentucky, 2/14/13
Opponent Arkansas, 2/14/10

Faced AP Top-25 Opponent

Win 55-50 vs. No. 5 Kentucky, 1/24/13
Loss 52-61 vs. No. 19 Texas A&M, 3/8/13

Faced AP Top-10 Opponent

Win 55-50 vs. No. 5 Kentucky, 1/24/13
Loss 78-74 at No. 7 Kentucky, 2/14/13

Faced AP Top-5 Opponent

Win 55-50 vs. No. 5 Kentucky, 1/24/13
Loss 49-53 vs. No. 1 Stanford, 12/19/12

Faced AP No. 1 Team

Win Never
Loss 49-53 vs. No. 1 Stanford, 12/19/12

Overtime Game

Win 58-55 vs. Drexel, 11/28/12
Loss 60-74 vs. Vanderbilt, 2/27/11

Double-Overtime Game

Win 92-91 at Florida State, 2/4/91
Loss 92-94 at Clemson, 11/19/09

South Carolina Was Ranked (AP Poll)

AP No. 1 Never
AP Top 10 No. 10, 2/18/02
AP Top 25 No. 17, 3/11/13



2012-13 South Carolina Basketball
South Carolina Combined Team Statistics (as of Mar 08, 2013)
All games



RECORD:	OVERALL	HOME	AWAY	NEUTRAL
ALL GAMES	24-7	13-3	7-3	4-1
CONFERENCE	11-5	6-2	5-3	0-0
NON-CONFERENCE	13-2	7-1	2-0	4-1

#	Player	gp-gs	min	avg	Total		3-Point		F-Throw		Rebounds			pf	dq	a	to	blk	stl	pts	avg		
					fg-fga	fg%	3fg-fga	3fg%	ft-fa	ft%	off	def	tot									avg	
24	WELCH, Aleighsa	31-31	926	29.9	125-206	.607	1-1	1.000	120-168	.714	121	118	239	7.7	53	0	33	50	19	25	371	12.0	
21	BRUNER, Ashley	31-31	934	30.1	130-298	.436	0-6	.000	49-158	.310	98	146	244	7.9	61	0	50	73	17	43	309	10.0	
02	WALKER, leasia	31-31	1018	32.8	105-311	.338	40-131	.305	46-83	.554	33	91	124	4.0	52	0	100	83	15	83	296	9.5	
25	MITCHELL, Tiffany	31-28	871	28.1	102-267	.382	20-57	.351	62-104	.596	57	102	159	5.1	60	1	43	77	4	41	286	9.2	
05	SESSIONS, Khadijah	31-3	536	17.3	52-146	.356	13-52	.250	65-101	.644	22	23	45	1.5	41	0	33	47	2	21	182	5.9	
33	IBIAM, Elem	28-0	419	15.0	54-114	.474	0-0	.000	27-57	.474	47	70	117	4.2	44	1	4	19	27	10	135	4.8	
20	WHITE, Sancheon	31-31	816	26.3	56-182	.308	10-52	.192	19-27	.704	50	75	125	4.0	66	1	30	35	15	31	141	4.5	
15	DAVIS, Tiffany	3-0	40	13.3	4-8	.500	1-4	.250	3-4	.750	1	3	4	1.3	2	0	4	2	0	5	12	4.0	
31	DOZIER, Asia	29-0	378	13.0	27-130	.208	15-89	.169	9-22	.409	19	42	61	2.1	34	1	24	17	4	7	78	2.7	
12	MONTOUT, Wilka	27-0	287	10.6	26-93	.280	6-31	.194	13-19	.684	27	16	43	1.6	25	0	8	14	7	3	71	2.6	
Team											62	77	139										
Total.....		31	6225		681-1755	.388	106-423	.251	413-743	.556	537	763	1300	41.9	438	4	329	431	110	269	1881	60.7	
Opponents.....		31	6225		565-1609	.351	96-334	.287	307-450	.682	324	689	1013	32.7	612	25	271	508	128	175	1533	49.5	

TEAM STATISTICS	SC	OPP	Date	Opponent	Score	Att.
SCORING	1881	1533	11/09/12	ELON	w 77-44	2912
Points per game	60.7	49.5	11/12/12	at Louisiana Tech	w 82-58	2160
Scoring margin	+11.2	-	11/15/12	SAVANNAH STATE	w 78-47	2480
FIELD GOALS-ATT	681-1755	565-1609	11/18/12	CLEMSON	w 64-43	4893
Field goal pct	.388	.351	@ 11/22/12	vs Hampton	w 45-34	424
3 POINT FG-ATT	106-423	96-334	@ 11/23/12	vs Florida Gulf Coast	w 65-46	486
3-point FG pct	.251	.287	@ 11/24/12	vs DePaul	w 55-46	427
3-pt FG made per game	3.4	3.1	11/28/12	DREXEL	wot 58-55	2675
FREE THROWS-ATT	413-743	307-450	12/02/12	at Seton Hall	w 55-42	432
Free throw pct	.556	.682	12/09/12	FURMAN	w 69-35	2618
F-Throws made per game	13.3	9.9	12/19/12	#1/1 STANFORD	L 49-53	8118
REBOUNDS	1300	1013	12/21/12	SC STATE	w 65-45	3874
Rebounds per game	41.9	32.7	12/29/12	WESTERN CAROLINA	w 66-44	3248
Rebounding margin	+9.3	-	* 01/03/13	#12/13 TENNESSEE	L 53-73	3939
ASSISTS	329	271	* 01/06/13	at Mississippi State	w 60-46	1325
Assists per game	10.6	8.7	* 01/10/13	VANDERBILT	w 64-48	2810
TURNOVERS	431	508	* 01/13/13	at #13/12 Georgia	L 40-42	3579
Turnovers per game	13.9	16.4	* 01/17/13	LSU	w 66-59	1991
Turnover margin	+2.5	-	* 01/20/13	at Florida	w 52-44	1503
Assist/turnover ratio	0.8	0.5	* 01/24/13	#9/7 KENTUCKY	w 55-50	3149
STEALS	269	175	* 01/27/13	at Arkansas	w 43-40	2321
Steals per game	8.7	5.6	* 02/03/13	AUBURN	w 59-51	3797
BLOCKS	110	128	* 02/07/13	at Alabama	w 65-53	984
Blocks per game	3.5	4.1	* 02/10/13	#19/19 TEXAS A&M	L 48-50	10101
ATTENDANCE	63224	28954	* 02/14/13	at #9/7 Kentucky	L 74-78	5828
Home games-Avg/Game	16-3952	10-2005	* 02/17/13	at Ole Miss	w 62-47	556
Neutral site-Avg/Game	-	5-1780	* 02/24/13	MISSISSIPPI STATE	w 58-43	3276
			* 02/28/13	at Missouri	L 58-65	1366
			* 03/03/13	FLORIDA	w 67-56	3343
			^ 03/07/13	vs Alabama	w 77-35	2744
			03/08/13	vs #19/19 Texas A&M	L 52-61	4819

@ = U.S. Virgin Islands Paradise Jam (St. Thomas, USVI)
 < = Played at Carolina Coliseum (Columbia, S.C.)
 * = SEC Game
 ^ = SEC Tournament (Duluth, Ga.)



2012-13 South Carolina Basketball
South Carolina Combined Team Statistics (as of Mar 07, 2013)
Conference games



RECORD:	OVERALL	HOME	AWAY	NEUTRAL
ALL GAMES	11-5	6-2	5-3	0-0
CONFERENCE	11-5	6-2	5-3	0-0
NON-CONFERENCE	0-0	0-0	0-0	0-0

#	Player	gp-gs	min	avg	Total		3-Point		F-Throw		Rebounds			pf	dq	a	to	blk	stl	pts	avg			
					fg-fga	fg%	3fg-fga	3fg%	ft-fa	ft%	off	def	tot									avg		
24	WELCH, Aleighsa	16-16	530	33.1	64-112	.571	0-0	.000	66-91	.725	56	53	109	6.8	33	0	21	22	16	15	194	12.1		
02	WALKER, leasia	16-16	553	34.6	60-178	.337	20-72	.278	23-46	.500	18	62	80	5.0	27	0	52	39	9	49	163	10.2		
21	BRUNER, Ashley	16-16	509	31.8	65-157	.414	0-3	.000	30-87	.345	47	78	125	7.8	39	0	29	38	6	22	160	10.0		
25	MITCHELL, Tiffany	16-13	448	28.0	42-130	.323	9-30	.300	31-44	.705	26	45	71	4.4	28	1	20	42	2	19	124	7.8		
05	SESSIONS, Khadijah	16-3	310	19.4	28-87	.322	9-33	.273	45-66	.682	11	16	27	1.7	28	0	17	31	0	10	110	6.9		
33	IBIAM, Elem	15-0	210	14.0	28-56	.500	0-0	.000	15-30	.500	22	31	53	3.5	26	1	1	13	13	3	71	4.7		
20	WHITE, Sancheon	16-16	424	26.5	23-92	.250	3-31	.097	10-14	.714	26	44	70	4.4	40	1	16	24	5	14	59	3.7		
31	DOZIER, Asia	14-0	134	9.6	11-48	.229	5-31	.161	1-3	.333	6	16	22	1.6	9	0	9	5	1	1	28	2.0		
12	MONTOUT, Wilka	13-0	82	6.3	5-24	.208	2-11	.182	3-4	.750	8	6	14	1.1	7	0	2	2	3	0	15	1.2		
Team											34	35	69	7										
Total.....		16	3200		326-884	.369	48-211	.227	224-385	.582	254	386	640	40.0	237	3	167	223	55	133	924	57.8		
Opponents.....		16	3200		317-849	.373	54-168	.321	157-239	.657	179	376	555	34.7	310	12	154	259	73	80	845	52.8		

TEAM STATISTICS	SC	OPP	Date	Opponent	Score	Att.
SCORING	924	845	* 01/03/13	#12/13 TENNESSEE	L 53-73	3939
Points per game	57.8	52.8	* 01/06/13	at Mississippi State	w 60-46	1325
Scoring margin	+4.9	-	* 01/10/13	VANDERBILT	w 64-48	2810
FIELD GOALS-ATT	326-884	317-849	* 01/13/13	at #13/12 Georgia	L 40-42	3579
Field goal pct	.369	.373	< 01/17/13	LSU	w 66-59	1991
3 POINT FG-ATT	48-211	54-168	* 01/20/13	at Florida	w 52-44	1503
3-point FG pct	.227	.321	* 01/24/13	#9/7 KENTUCKY	w 55-50	3149
3-pt FG made per game	3.0	3.4	* 01/27/13	at Arkansas	w 43-40	2321
FREE THROWS-ATT	224-385	157-239	* 02/03/13	AUBURN	w 59-51	3797
Free throw pct	.582	.657	* 02/07/13	at Alabama	w 65-53	984
F-Throws made per game	14.0	9.8	* 02/10/13	#14/16 TEXAS A&M	L 48-50	10101
REBOUNDS	640	555	* 02/14/13	at #9/7 Kentucky	L 74-78	5828
Rebounds per game	40.0	34.7	* 02/17/13	at Ole Miss	w 62-47	556
Rebounding margin	+5.3	-	* 02/24/13	MISSISSIPPI STATE	w 58-43	3276
ASSISTS	167	154	* 02/28/13	at Missouri	L 58-65	1366
Assists per game	10.4	9.6	* 03/03/13	FLORIDA	w 67-56	3343
TURNOVERS	223	259				
Turnovers per game	13.9	16.2	@ = U.S. Virgin Islands Paradise Jam (St. Thomas, USVI)			
Turnover margin	+2.3	-	< = Played at Carolina Coliseum (Columbia, S.C.)			
Assist/turnover ratio	0.7	0.6	* = SEC Game			
STEALS	133	80	^ = SEC Tournament (Duluth, Ga.)			
Steals per game	8.3	5.0				
BLOCKS	55	73				
Blocks per game	3.4	4.6				
ATTENDANCE	32406	17462				
Home games-Avg/Game	8-4051	8-2183				
Neutral site-Avg/Game	-	0-0				

Score by Periods	1st	2nd	Totals
South Carolina	457	467	924
Opponents	373	472	845



2012-13 South Carolina Basketball
South Carolina Points-Rebounds-Assists (as of Mar 13, 2013)
All games



Opponent	Date	Score	02	05	12	15	20	21	24	25	31	33
			WALKER,IEA	SESSIONS,K	MONTGOM, W	DAVIS,TIFF	WHITESANC	BRUNERAS	WELCH,ALEI	MITCHELL,T	DOZIER,ASI	IBIAMI,ELEM
ELON	11/09/12	77-44 w	13-4-4	8-0-0	1-2-2	6-3-3	8-1-2	15-3-0	9-9-1	9-2-3	4-10-0	4-11-0
at LATECH	11/12/12	82-58 w	10-3-8	3-1-1	12-3-0	4-1-0	4-8-2	17-2-3	14-8-1	13-8-0	5-2-5	DNP
SSU	11/15/12	78-47 w	10-1-5	6-3-4	9-6-0	2-0-1	9-4-1	8-12-1	13-12-0	10-5-4	11-3-2	DNP
CU	11/18/12	64-43 w	9-8-4	3-1-1	4-1-1	DNP	3-6-0	16-8-0	7-6-0	16-6-2	0-5-1	6-0-0
vs HAM	11/22/12	45-34 w	6-2-1	2-1-1	3-2-0	DNP	0-6-0	5-12-2	16-11-1	7-8-2	5-3-0	1-5-0
vs FGCU	11/23/12	65-46 w	6-1-2	5-1-2	2-5-1	DNP	11-5-2	15-4-1	14-11-0	8-11-3	2-1-1	2-4-0
vs DPU	11/24/12	55-46 w	11-6-0	6-1-0	2-1-0	DNP	10-5-0	11-12-0	9-10-1	6-6-0	0-1-0	0-1-0
DREXEL	11/28/12	58-55 w	6-2-2	3-0-0	0-0-0	DNP	5-4-2	12-8-2	12-15-0	14-2-1	3-1-1	3-3-0
at SHU	12/02/12	55-42 w	6-3-1	3-1-1	2-1-0	DNP	8-1-0	9-7-2	14-10-0	13-11-1	0-1-0	0-1-0
FUR	12/09/12	69-35 w	9-3-1	7-2-2	10-3-1	DNP	2-2-2	2-5-1	11-3-0	16-4-1	4-2-0	8-9-1
STAN	12/19/12	49-53 L	15-3-3	0-0-0	0-0-0	DNP	5-3-0	5-8-1	17-5-2	2-5-0	5-0-0	0-3-0
SCSU	12/21/12	65-45 w	0-1-3	8-1-1	2-1-0	DNP	3-1-0	1-8-4	16-14-0	21-11-2	3-4-3	11-2-0
WCU	12/29/12	66-44 w	9-1-4	7-2-2	6-2-0	DNP	7-2-2	4-5-2	8-6-2	12-2-1	5-2-1	8-9-1
UT	01/03/13	53-73 L	10-7-3	1-1-0	0-2-0	DNP	7-7-1	12-6-1	6-5-0	14-5-1	3-2-0	0-3-0
at MS	01/06/13	60-46 w	8-4-1	5-0-1	2-4-0	DNP	11-6-0	7-5-0	16-7-3	5-5-0	1-2-0	5-3-0
VANDY	01/10/13	64-48 w	12-3-5	4-2-1	3-2-2	DNP	5-8-2	9-7-3	13-5-1	7-3-0	2-1-1	9-2-0
at GA	01/13/13	40-42 L	7-7-3	0-0-0	0-0-0	DNP	2-4-1	4-8-1	19-5-1	6-10-2	0-0-0	2-1-0
LSU	01/17/13	66-59 w	24-2-0	0-0-2	0-1-0	DNP	0-2-3	13-12-4	14-7-2	12-7-3	3-1-0	0-7-0
at UF	01/20/13	52-44 w	8-4-0	15-5-2	0-0-0	DNP	0-3-1	14-9-0	8-12-0	6-11-1	0-1-2	1-5-0
UK	01/24/13	55-50 w	16-8-4	8-2-0	DNP	DNP	0-3-0	5-6-1	11-7-1	7-2-2	DNP	8-8-0
at AR	01/27/13	43-40 w	7-2-3	3-2-0	0-0-0	DNP	5-2-2	11-7-0	7-5-2	8-8-2	0-1-0	2-1-0
AU	02/03/13	59-51 w	8-4-5	19-3-3	3-2-0	DNP	3-2-1	6-3-1	10-3-1	10-4-0	0-1-0	0-3-0
at UA	02/07/13	65-53 w	5-9-4	4-1-2	0-2-0	DNP	6-7-0	15-11-4	16-10-1	2-2-1	5-2-1	12-5-0
TAMU	02/10/13	48-50 L	16-5-4	3-4-2	DNP	DNP	2-7-1	9-9-1	6-8-0	10-2-1	0-0-0	2-2-0
at UK	02/14/13	74-78 L	10-6-2	3-1-1	DNP	DNP	2-3-0	13-10-2	15-4-4	6-2-1	10-4-1	15-5-0
at UM	02/17/13	62-47 w	2-6-5	11-0-0	0-0-0	DNP	4-6-2	15-13-2	11-5-2	15-2-2	4-6-3	DNP
MS	02/24/13	58-43 w	2-4-3	11-2-1	3-1-0	DNP	5-2-1	4-6-6	20-11-0	2-3-1	0-0-1	11-3-0
at MU	02/28/13	58-65 L	14-5-2	14-3-2	4-0-0	DNP	4-3-0	7-5-2	8-5-2	7-2-1	DNP	0-4-1
UF	03/03/13	67-56 w	14-4-8	9-1-0	0-0-0	DNP	3-5-1	16-8-1	14-10-1	7-3-2	0-1-0	4-1-0
vs UA	03/07/13	77-35 w	8-3-5	11-2-1	3-2-1	DNP	5-1-1	10-14-1	9-4-1	9-6-2	3-3-1	19-9-1
vs TAMU-1	03/08/13	52-61 L	15-3-5	0-2-0	DNP	DNP	2-6-0	19-11-1	8-6-3	6-1-1	0-1-0	2-7-0



2012-13 South Carolina Basketball
South Carolina Team Game-by-Game Comparison (as of Mar 13, 2013)
All games



Opponent	1st	2nd	Score	Mar	Total FG	FG Pct	3-Pointers	3FG Pct	Free Throws	FT Pct	Rebounds	Assist	T/Over	Block	Steal	Fouls
ELON	41/25	36/19	77-44	+33	31-70/16-54	.443/.296	0-14/2-7	.000/.286	15-30/10-13	.500/.759	53/33	15/4	15/22	3/3	14/7	12/23
Louisiana Tech	40/27	42/31	82-58	+24	30-61/20-51	.492/.392	6-16/3-11	.375/.273	16-25/15-24	.640/.625	42/27	20/12	7/12	4/0	9/3	17/19
SAVANNAH STATE	40/20	38/27	78-47	+31	31-67/18-50	.463/.360	9-25/2-5	.360/.400	7-13/9-16	.538/.563	50/26	18/8	12/12	1/5	4/6	14/13
CLEMSON	31/18	33/25	64-43	+21	21-53/11-46	.396/.239	0-14/1-10	.000/.100	22-35/20-24	.629/.833	46/28	9/6	21/20	2/7	13/10	19/30
Hampton	19/13	26/21	45-34	+11	15-46/11-57	.326/.193	5-13/2-12	.385/.167	10-27/10-16	.370/.625	57/32	7/6	29/15	1/1	5/13	12/22
Florida Gulf Coast	32/26	33/20	65-46	+19	27-61/16-44	.443/.364	4-15/7-29	.267/.241	7-13/7-11	.538/.636	46/20	12/9	15/16	0/2	6/6	14/19
DePaul	22/21	33/25	55-46	+9	21-51/19-64	.412/.297	0-6/4-18	.000/.222	13-29/4-6	.448/.667	47/31	1/12	14/11	3/0	5/6	10/21
DREXEL	22/36	33/19	58-55	+3	21-62/22-52	.339/.423	7-17/7-12	.412/.583	9-20/4-6	.450/.667	38/37	8/12	10/17	7/7	13/4	9/15
Seton Hall	24/22	31/20	55-42	+13	19-53/18-45	.358/.400	4-13/4-8	.308/.500	13-28/2-4	.464/.500	38/26	5/11	14/20	3/5	11/11	8/23
FURMAN	37/20	32/15	69-35	+34	28-66/11-46	.424/.239	1-15/3-10	.067/.300	12-19/10-10	.632/1000	40/33	9/2	8/24	9/2	15/10	11/15
#1/1 STANFORD	19/24	30/29	49-53	(4)	18-63/19-47	.286/.404	4-15/0-4	.267/.000	9-14/15-17	.643/.882	31/42	6/4	7/18	2/11	10/4	19/15
SC STATE	33/21	32/24	65-45	+20	17-50/15-49	.340/.306	4-18/1-11	.222/.091	27-44/14-18	.614/.778	46/30	13/9	20/22	5/6	12/11	11/33
WESTERN CAROLINA	29/18	37/26	66-44	+22	28-56/18-46	.500/.391	6-9/3-6	.667/.500	4-14/5-8	.286/.625	33/29	15/8	10/20	8/2	10/4	12/16
#12/13 TENNESSEE	31/32	22/41	53-73	(20)	20-69/28-56	.290/.500	4-18/6-11	.222/.545	9-16/11-14	.563/.786	40/39	6/10	11/12	2/11	6/4	9/13
Mississippi State	28/20	32/26	60-46	+14	14-39/16-50	.359/.320	0-2/4-12	.000/.333	32-50/10-14	.640/.714	40/30	5/5	12/13	3/7	6/2	16/29
VANDERBILT	36/20	28/28	64-48	+16	25-52/17-46	.481/.265	3-12/2-7	.250/.286	11-22/20-22	.500/.909	35/31	15/10	17/18	7/2	7/3	20/20
#13/12 Georgia	25/25	15/17	40-42	(2)	16-47/17-46	.340/.370	0-11/1-9	.000/.111	8-16/7-12	.500/.583	37/28	8/11	24/21	0/1	13/11	12/14
LSU	26/24	40/35	66-59	+7	23-62/25-54	.371/.463	5-19/3-7	.263/.429	15-24/6-12	.625/.500	42/37	14/13	10/18	5/7	10/6	16/21
Florida	24/17	28/27	52-44	+8	15-64/17-57	.234/.298	5-17/2-13	.294/.154	17-33/8-15	.515/.533	59/41	6/6	10/9	4/6	4/5	15/21
#9/7 KENTUCKY	19/19	36/31	55-50	+5	20-53/19-58	.377/.328	2-6/5-15	.333/.333	13-27/7-11	.481/.636	40/41	8/11	16/18	4/7	10/6	15/21
Arkansas	28/22	15/18	43-40	+3	17-48/16-50	.354/.320	3-14/3-12	2.14/.250	6-13/5-12	.462/.417	31/38	9/10	16/17	5/1	12/8	10/14
AUBURN	28/22	31/29	59-51	+8	17-41/22-56	.415/.393	6-17/2-8	.353/.250	19-28/5-9	.679/.556	28/35	11/13	13/16	3/0	9/6	14/23
Alabama	31/27	34/26	65-53	+12	26-65/21-55	.400/.382	2-18/6-15	1.11/.400	11-19/5-11	.579/.455	53/24	13/7	14/12	2/2	5/3	11/17
#19/19 TEXAS A&M	21/27	27/23	48-50	(2)	18-64/21-60	.281/.350	2-14/2-7	.143/.286	10-22/6-12	.455/.500	41/50	9/11	10/18	2/9	7/2	16/22
#9/7 Kentucky	44/30	30/48	74-78	(4)	28-50/26-71	.560/.366	3-8/4-11	.375/.364	15-22/22-27	.682/.815	40/33	11/8	22/9	5/2	2/9	24/19
Ole Miss	29/15	33/32	62-47	+15	26-66/16-51	.394/.314	2-15/4-14	.133/.286	8-11/11-20	.727/.550	45/39	16/5	11/17	2/3	11/4	15/13
MISSISSIPPI STATE	36/20	22/23	58-43	+15	19-50/16-44	.380/.364	2-8/4-10	.250/.400	18-30/7-9	.600/.778	41/18	13/13	18/22	5/7	14/6	11/21
Missouri	26/28	32/37	58-65	(7)	20-61/23-43	.328/.535	7-23/3-7	.304/.429	11-17/16-24	.647/.667	30/38	10/9	5/16	5/2	7/1	19/16
FLORIDA	25/25	42/31	67-56	+11	22-53/21-49	.415/.429	2-9/3-10	.222/.300	21-35/11-15	.600/.733	38/33	13/12	14/23	1/6	10/4	14/26
Alabama	28/18	49/17	77-35	+42	28-55/14-57	.509/.246	6-12/2-18	.500/.111	15-27/5-10	.556/.500	47/31	14/5	8/10	4/0	5/1	12/18
#19/19 Texas A&M	21/24	31/37	52-61	(9)	20-57/20-52	.351/.385	2-10/1-5	.200/.200	10-20/20-28	.500/.714	46/33	10/9	18/10	3/4	4/9	21/20

Note: Game totals are displayed in the format TEAM/OPPONENT for each category



2012-13 South Carolina Basketball
South Carolina Game-by-Game Highs (as of Mar 13, 2013)
All games



Opponent	Date	Score	Points	Rebounds	Assists	Steals	Blocked shots
ELON	11/09/12	77-44	15-BRUNER, Ashley	11-IBIAM, Elem	4-WALKER, leasia	5-DAVIS, Tiffany	2-IBIAM, Elem
at Louisiana Tech	11/12/12	82-58	17-BRUNER, Ashley	8-WELCH, Aleighsa MITCHELL, Tiffany WHITE, Sancheon	8-WALKER, leasia	2-WHITE, Sancheon WALKER, leasia WELCH, Aleighsa DOZIER, Asia	2-WELCH, Aleighsa
SAVANNAH STATE	11/15/12	78-47	13-WELCH, Aleighsa	12-BRUNER, Ashley WELCH, Aleighsa	5-WALKER, leasia	3-SESSIONS, Khadij	1-MONTOUT, Wilka
CLEMSON	11/18/12	64-43	16-MITCHELL, Tiffany BRUNER, Ashley	8-BRUNER, Ashley WALKER, leasia	4-WALKER, leasia	4-WALKER, leasia	1-WELCH, Aleighsa WHITE, Sancheon
vs Hampton	11/22/12	45-34	16-WELCH, Aleighsa	12-BRUNER, Ashley	2-MITCHELL, Tiffany BRUNER, Ashley	1-MONTOUT, Wilka WELCH, Aleighsa MITCHELL, Tiffany WHITE, Sancheon BRUNER, Ashley	1-IBIAM, Elem
vs Florida Gulf Coast	11/23/12	65-46	15-BRUNER, Ashley	11-WELCH, Aleighsa MITCHELL, Tiffany	3-MITCHELL, Tiffany	3-WHITE, Sancheon	None
vs DePaul	11/24/12	55-46	11-BRUNER, Ashley WALKER, leasia	12-BRUNER, Ashley	1-WELCH, Aleighsa	2-MITCHELL, Tiffany	1-WALKER, leasia BRUNER, Ashley MONTOUT, Wilka
DREXEL	11/28/12	58-55	14-MITCHELL, Tiffany	15-WELCH, Aleighsa	2-WHITE, Sancheon BRUNER, Ashley WALKER, leasia	4-BRUNER, Ashley	4-WHITE, Sancheon
at Seton Hall	12/02/12	55-42	14-WELCH, Aleighsa	11-MITCHELL, Tiffany	2-BRUNER, Ashley	5-BRUNER, Ashley	1-IBIAM, Elem WALKER, leasia WHITE, Sancheon
FURMAN	12/09/12	69-35	16-MITCHELL, Tiffany	9-IBIAM, Elem	2-SESSIONS, Khadij WHITE, Sancheon	5-MITCHELL, Tiffany WALKER, leasia	2-WHITE, Sancheon MONTOUT, Wilka BRUNER, Ashley
#1/1 STANFORD	12/19/12	49-53	17-WELCH, Aleighsa	8-BRUNER, Ashley	3-WALKER, leasia	4-WALKER, leasia	1-WHITE, Sancheon MITCHELL, Tiffany
SC STATE	12/21/12	65-45	21-MITCHELL, Tiffany	14-WELCH, Aleighsa	4-BRUNER, Ashley	6-WALKER, leasia	2-BRUNER, Ashley WALKER, leasia
WESTERN CAROLINA	12/29/12	66-44	12-MITCHELL, Tiffany	9-IBIAM, Elem	4-WALKER, leasia	5-WALKER, leasia	5-IBIAM, Elem
#12/13 TENNESSEE	01/03/13	53-73	14-MITCHELL, Tiffany	7-WHITE, Sancheon WALKER, leasia	3-WALKER, leasia	4-BRUNER, Ashley	1-IBIAM, Elem WALKER, leasia
at Mississippi State	01/06/13	60-46	16-WELCH, Aleighsa	7-WELCH, Aleighsa	3-WELCH, Aleighsa	3-WHITE, Sancheon	2-IBIAM, Elem
VANDERBILT	01/10/13	64-48	13-WELCH, Aleighsa	8-WHITE, Sancheon	5-WALKER, leasia	3-WHITE, Sancheon WALKER, leasia	3-WHITE, Sancheon
at #13/12 Georgia	01/13/13	40-42	19-WELCH, Aleighsa	10-MITCHELL, Tiffany	3-WALKER, leasia	6-WALKER, leasia	None
LSU	01/17/13	66-59	24-WALKER, leasia	12-BRUNER, Ashley	4-BRUNER, Ashley	5-WALKER, leasia	2-IBIAM, Elem
at Florida	01/20/13	52-44	15-SESSIONS, Khadij	12-WELCH, Aleighsa	2-DOZIER, Asia	1-WALKER, leasia SESSIONS, Khadija MITCHELL, Tiffany BRUNER, Ashley WELCH, Aleighsa	2-IBIAM, Elem
#9/7 KENTUCKY	01/24/13	55-50	16-WALKER, leasia	8-IBIAM, Elem WALKER, leasia	4-WALKER, leasia	3-WALKER, leasia	2-WALKER, leasia
at Arkansas	01/27/13	43-40	11-BRUNER, Ashley	8-MITCHELL, Tiffany	3-WALKER, leasia	5-WALKER, leasia BRUNER, Ashley	3-WELCH, Aleighsa
AUBURN	02/03/13	59-51	19-SESSIONS, Khadij	4-MITCHELL, Tiffany WALKER, leasia	5-WALKER, leasia	4-WALKER, leasia	1-WALKER, leasia WELCH, Aleighsa BRUNER, Ashley
at Alabama	02/07/13	65-53	16-WELCH, Aleighsa	11-BRUNER, Ashley	4-BRUNER, Ashley WALKER, leasia	2-BRUNER, Ashley	1-WELCH, Aleighsa IBIAM, Elem



**2012-13 South Carolina Basketball
South Carolina Game-by-Game Highs (as of Mar 13, 2013)
All games**



Opponent	Date	Score	Points	Rebounds	Assists	Steals	Blocked shots
#19/19 TEXAS A&M	02/10/13	48-50	16-WALKER, leasia	9-BRUNER, Ashley	4-WALKER, leasia	4-WALKER, leasia	1-WALKER, leasia WELCH, Aleighsa
at #9/7 Kentucky	02/14/13	74-78	15-IBIAM, Elem WELCH, Aleighsa	10-BRUNER, Ashley	4-WELCH, Aleighsa	1-BRUNER, Ashley SESSIONS, Khadija	3-WELCH, Aleighsa
at Ole Miss	02/17/13	62-47	15-MITCHELL, Tiffany BRUNER, Ashley	13-BRUNER, Ashley	5-WALKER, leasia	5-WALKER, leasia	1-MONTOUT, Wilka WELCH, Aleighsa
MISSISSIPPI STATE	02/24/13	58-43	20-WELCH, Aleighsa	11-WELCH, Aleighsa	6-BRUNER, Ashley	5-WALKER, leasia	2-IBIAM, Elem WELCH, Aleighsa
at Missouri	02/28/13	58-65	14-SESSIONS, Khadij WALKER, leasia	5-WALKER, leasia BRUNER, Ashley WELCH, Aleighsa	2-SESSIONS, Khadij WELCH, Aleighsa BRUNER, Ashley WALKER, leasia	3-WELCH, Aleighsa	2-WELCH, Aleighsa
FLORIDA	03/03/13	67-56	16-BRUNER, Ashley	10-WELCH, Aleighsa	8-WALKER, leasia	5-WALKER, leasia	1-WALKER, leasia
vs Alabama	03/07/13	77-35	19-IBIAM, Elem	14-BRUNER, Ashley	5-WALKER, leasia	2-IBIAM, Elem	2-IBIAM, Elem
vs #19/19 Texas A&M	03/08/13	52-61	19-BRUNER, Ashley	11-BRUNER, Ashley	5-WALKER, leasia	2-IBIAM, Elem	2-BRUNER, Ashley



2012-13 South Carolina Basketball
South Carolina Combined Team Statistics (as of Mar 13, 2013)
SEC Tournament



RECORD:	OVERALL	HOME	AWAY	NEUTRAL
ALL GAMES	1-1	0-0	0-0	1-1
CONFERENCE	0-0	0-0	0-0	0-0
NON-CONFERENCE	1-1	0-0	0-0	1-1

#	Player	gp-gs	min	avg	Total		3-Point		F-Throw		Rebounds				pf	dq	a	to	blk	stl	pts	avg
					fg-fga	fg%	3fg-fga	3fg%	ft-fa	ft%	off	def	tot	avg								
21	BRUNER, Ashley	2-2	61	30.5	13-21	.619	0-0	.000	3-11	.273	6	19	25	12.5	3	0	2	4	3	0	29	14.5
02	WALKER, leasia	2-2	64	32.0	9-26	.346	4-10	.400	1-2	.500	1	5	6	3.0	4	0	10	10	0	1	23	11.5
33	IBIAM, Elem	2-0	48	24.0	9-15	.600	0-0	.000	3-7	.429	5	11	16	8.0	4	0	1	0	3	4	21	10.5
24	WELCH, Aleighsa	2-2	49	24.5	3-9	.333	0-0	.000	11-14	.786	3	7	10	5.0	5	0	4	4	0	0	17	8.5
25	MITCHELL, Tiffany	2-2	60	30.0	5-15	.333	1-3	.333	4-4	1.000	4	3	7	3.5	5	0	3	4	1	1	15	7.5
05	SESSIONS, Khadijah	2-0	34	17.0	4-9	.444	1-2	.500	2-5	.400	3	1	4	2.0	5	0	1	1	0	1	11	5.5
20	WHITE, Sancheon	2-2	49	24.5	3-7	.429	1-2	.500	0-1	.000	2	5	7	3.5	4	0	1	2	0	2	7	3.5
12	MONTOUT, Wilka	1-0	11	11.0	1-3	.333	1-3	.333	0-0	.000	2	0	2	2.0	1	0	1	1	0	0	3	3.0
31	DOZIER, Asia	2-0	24	12.0	1-7	.143	0-2	.000	1-3	.333	1	3	4	2.0	2	0	1	0	0	0	3	1.5
Team											4	8	12									
Total.....		2	400		48-112	.429	8-22	.364	25-47	.532	31	62	93	46.5	33	0	24	26	7	9	129	64.5
Opponents.....		2	400		34-109	.312	3-23	.130	25-38	.658	19	45	64	32.0	38	1	14	20	4	10	96	48.0

Date	Opponent	Score	Att.
^ 03/07/13	vs Alabama	W 77-35	2744
^ 03/08/13	vs #19/19 Texas A&M	L 52-61	4819



2012-13 South Carolina Basketball
South Carolina Combined Team Statistics (as of Mar 13, 2013)
Last 5



RECORD:	OVERALL	HOME	AWAY	NEUTRAL
ALL GAMES	3-2	2-0	0-1	1-1
CONFERENCE	2-1	2-0	0-1	0-0
NON-CONFERENCE	1-1	0-0	0-0	1-1

#	Player	gp-gs	min	avg	Total		3-Point		F-Throw		Rebounds				pf	dq	a	to	blk	stl	pts	avg
					fg-fga	fg%	3fg-fga	3fg%	ft-fa	ft%	off	def	tot	avg								
24	WELCH, Aleighsa	5-5	154	30.8	14-28	.500	0-0	.000	31-42	.738	14	22	36	7.2	12	0	7	10	4	6	59	11.8
21	BRUNER, Ashley	5-5	155	31.0	24-53	.453	0-1	.000	8-27	.296	18	26	44	8.8	11	0	11	12	4	1	56	11.2
02	WALKER, leasia	5-5	171	34.2	21-64	.328	8-25	.320	3-8	.375	6	13	19	3.8	9	0	23	18	2	12	53	10.6
05	SESSIONS, Khadijah	5-2	116	23.2	14-34	.412	5-12	.417	12-18	.667	8	2	10	2.0	10	0	4	10	0	6	45	9.0
33	IBIAM, Elem	5-0	90	18.0	14-23	.609	0-0	.000	8-16	.500	7	17	24	4.8	9	0	2	1	6	5	36	7.2
25	MITCHELL, Tiffany	5-3	124	24.8	9-33	.273	3-10	.300	10-10	1.000	7	8	15	3.0	10	0	7	7	1	6	31	6.2
20	WHITE, Sancheon	5-5	134	26.8	8-23	.348	2-7	.286	1-3	.333	6	11	17	3.4	9	0	3	3	0	4	19	3.8
12	MONTOUT, Wilka	4-0	25	6.3	4-8	.500	1-3	.333	1-2	.500	3	0	3	0.8	4	0	1	1	1	0	10	2.5
31	DOZIER, Asia	4-0	31	7.8	1-10	.100	0-4	.000	1-3	.333	2	3	5	1.3	3	0	2	0	0	0	3	0.8
Team											14	15	29									
Total.....		5	1000		109-276	.395	19-62	.306	75-129	.581	85	117	202	40.4	77	0	60	63	18	40	312	62.4
Opponents.....		5	1000		94-245	.384	13-50	.260	59-86	.686	46	107	153	30.6	101	4	48	81	19	21	260	52.0

Date	Opponent	Score	Att.
* 02/24/13	MISSISSIPPI STATE	W 58-43	3276
* 02/28/13	at Missouri	L 58-65	1366
* 03/03/13	FLORIDA	W 67-56	3343
^ 03/07/13	vs Alabama	W 77-35	2744
^ 03/08/13	vs #19/19 Texas A&M	L 52-61	4819



Official Basketball Box Score -- Game Totals -- Final Statistics
Florida vs #14/13 South Carolina
03/03/13 1 p.m. at Columbia, S.C./Colonial Life Arena



Official Basketball Box Score -- Game Totals -- Final Statistics
Alabama vs #17/14 South Carolina
03/07/13 2:30 pm at The Arena at Gwinnett Center-Duluth, GA



Florida 56 • 17-13, 6-10 SEC

#	Player	Total		3-Ptr		Rebounds			PF	TP	A	TO	Blk	Stl	Min
		FG-FGA	FG-FGA	FT-FTA	Off	Def	Tot								
25	Mercer,Christin	f	1-3	0-0	1-2	1	3	4	2	3	2	4	0	1	21
31	Svete,Lily	f	0-1	0-1	0-0	1	2	3	2	0	0	2	0	0	15
32	George,Jennifer	f	3-9	0-0	4-4	2	5	7	3	10	1	2	4	1	33
10	Bonds,Jaterra	g	5-8	1-2	1-1	1	0	1	5	12	3	9	0	1	36
40	Moss,Sydney	g	6-15	0-1	4-6	6	4	10	2	16	3	2	0	0	34
03	Miller,January	g	2-7	1-4	0-0	0	2	2	3	5	1	1	0	0	22
04	Needles,Carlie	g	1-2	1-2	0-0	0	2	2	4	3	1	1	0	1	19
22	Lewis,Kayla	g	3-4	0-0	1-2	0	3	3	5	7	1	2	2	0	20
Team						0	1	1							
Totals			21-49	3-10	11-15	11	22	33	26	56	12	23	6	4	200

FG % 1st Half: 9-25 36.0% 2nd half: 12-24 50.0% Game: 21-49 42.9% Deadball Rebounds 1,1
3FG % 1st Half: 1-5 20.0% 2nd half: 1-5 20.0% Game: 3-10 30.0%
FT % 1st Half: 5-6 83.3% 2nd half: 6-9 66.7% Game: 11-15 73.3%

#14/13 South Carolina 67 • 23-6, 11-5 SEC

#	Player	Total		3-Ptr		Rebounds			PF	TP	A	TO	Blk	Stl	Min
		FG-FGA	FG-FGA	FT-FTA	Off	Def	Tot								
21	BRUNER, Ashley	f	6-15	0-0	4-8	7	1	8	2	16	1	3	0	0	36
24	WELCH, Aleighsa	f	4-5	0-0	6-9	2	8	10	3	14	1	3	0	3	36
02	WALKER, Ieasia	g	6-13	0-2	2-6	2	2	4	3	14	8	2	1	5	39
20	WHITE, Sancheon	g	1-6	0-1	1-2	2	3	5	1	3	1	0	0	0	27
25	MITCHELL, Tiffany	g	2-6	1-2	2-2	0	3	3	2	7	2	1	0	1	24
05	SESSIONS, Khadijah	g	1-4	1-2	6-8	1	0	1	2	9	0	3	0	0	22
12	MONTOU, Wilka	g	0-0	0-0	0-0	0	0	0	0	0	0	0	0	0	1
31	DOZIER, Asia	g	0-2	0-2	0-0	1	0	1	0	0	0	0	0	0	4
33	IBIAM, Elem	g	2-2	0-0	0-0	0	1	1	1	4	0	1	0	1	11
Team						3	2	5			1				
Totals			22-53	2-9	21-35	18	20	38	14	67	13	14	1	10	200

FG % 1st Half: 10-28 35.7% 2nd half: 12-25 48.0% Game: 22-53 41.5% Deadball Rebounds 4
3FG % 1st Half: 0-2 0.0% 2nd half: 2-7 28.6% Game: 2-9 22.2%
FT % 1st Half: 5-11 45.5% 2nd half: 16-24 66.7% Game: 21-35 60.0%

Officials: Jesse Dickerson, Carla Fountain, Charlie Hust
Technical fouls: Florida-None. #14/13 South Carolina-None.
Attendance: 3343

Score by periods	1st	2nd	Total
Florida	25	31	56
#14/13 South Carolina	25	42	67

Last FG - UF 2nd-00:08, SC 2nd-03:41.
Largest lead - UF by 4 1st-02:49, SC by 14 2nd-02:29.

Score tied - 8 times.
Lead changed - 5 times.



Official Basketball Box Score -- Game Totals -- Final Statistics
#17/14 South Carolina vs #19/19 Texas A&M
03/08/13 2:30 pm at The Arena at Gwinnett Center, Duluth, GA



#17/14 South Carolina 52 • 24-7

#	Player	Total		3-Ptr		Rebounds			PF	TP	A	TO	Blk	Stl	Min
		FG-FGA	FG-FGA	FT-FTA	Off	Def	Tot								
21	BRUNER, Ashley	f	8-15	0-0	3-9	3	8	11	3	19	1	2	2	0	37
24	WELCH, Aleighsa	f	2-6	0-0	4-6	2	4	6	4	8	3	3	0	0	31
03	WALKER, Ieasia	g	6-19	2-6	1-2	1	2	3	2	15	5	8	0	1	38
20	WHITE, Sancheon	g	1-2	0-0	0-1	2	4	6	3	2	0	2	0	1	28
25	MITCHELL, Tiffany	g	2-6	0-2	2-2	1	0	1	3	6	1	3	0	0	27
05	SESSIONS, Khadijah	g	0-4	0-1	0-0	2	0	2	3	0	0	0	0	0	11
31	DOZIER, Asia	g	0-2	0-1	0-0	0	1	1	0	0	0	0	0	0	6
33	IBIAM, Elem	g	1-3	0-0	0-0	1	6	7	3	2	0	0	1	2	22
Team						2	7	9							
Totals			20-57	2-10	10-20	14	32	46	21	52	10	18	3	4	200

FG % 1st Half: 8-23 34.8% 2nd half: 12-34 35.3% Game: 20-57 35.1% Deadball Rebounds 3
3FG % 1st Half: 1-4 25.0% 2nd half: 1-6 16.7% Game: 2-10 20.0%
FT % 1st Half: 4-9 44.4% 2nd half: 6-11 54.5% Game: 10-20 50.0%

#19/19 Texas A&M 61 • 22-9

#	Player	Total		3-Ptr		Rebounds			PF	TP	A	TO	Blk	Stl	Min
		FG-FGA	FG-FGA	FT-FTA	Off	Def	Tot								
05	BELLOCK, Kristi	f	6-8	0-0	5-6	0	5	5	3	17	1	0	2	3	27
03	BONE, Kelsey	c	3-9	0-0	1-4	1	7	8	4	7	2	1	0	1	24
01	WILLIAMS, COURTNEY	g	2-6	0-0	2-2	4	7	11	4	6	3	0	0	1	32
32	PRATCHER, Adrienne	g	3-14	1-4	1-1	0	3	3	2	8	0	1	0	1	37
33	WALKER, Courtney	g	2-7	0-0	3-4	1	1	2	2	7	3	2	1	2	34
15	SCOTT, Tori	g	0-1	0-0	0-0	0	0	0	0	0	0	0	0	0	2
20	LITTLE, Peyton	g	0-1	0-1	0-0	0	0	0	0	0	0	1	0	0	7
23	MITCHELL, Rachel	g	0-0	0-0	0-0	0	0	0	1	0	0	0	0	0	4
24	JONES, Jordan	g	1-3	0-0	1-2	0	1	1	0	3	0	3	0	0	12
34	GILBERT, Karla	g	3-3	0-0	7-9	0	2	2	4	13	0	2	1	1	21
Team						0	1	1							
Totals			20-52	1-5	20-28	6	27	33	20	61	9	10	4	9	200

FG % 1st Half: 10-26 38.5% 2nd half: 10-26 38.5% Game: 20-52 38.5% Deadball Rebounds 2,3
3FG % 1st Half: 1-4 25.0% 2nd half: 0-1 0.0% Game: 1-5 20.0%
FT % 1st Half: 3-3 100.0% 2nd half: 17-25 68.0% Game: 20-28 71.4%

Officials: Bob Trammell, Cameron Inouye, Carla Fountain
Technical fouls: #17/14 South Carolina-None. #19/19 Texas A&M-None.
Attendance: 4819

Score by periods	1st	2nd	Total
#17/14 South Carolina	21	31	52
#19/19 Texas A&M	24	37	61

Last FG - SC 2nd-00:17, TAMU-1 2nd-01:34.
Largest lead - SC by 1 2nd-16:56, TAMU-1 by 12 2nd-06:26.

Score tied - 4 times.
Lead changed - 4 times.

ASHLEY BRUNER

6-0 • Senior • Forward • Norman, Okla. • Norman

#21



- Earned a spot on the All-SEC Second team, the first all-conference honor of her career
- Has started every game this season
- Is one of just 18 Gamecocks in program history to amass 600 career rebounds (reached at Alabama on Feb. 3), ranking 15th in school history with 678 (10 behind Iva Sliskovic in 14th)
- Ranks eighth in SEC in rebounds per game and fifth in offensive rebounds per game (3.2)
- Comes in third in school history with 145 career offensive rebounds in SEC regular-season games, while this season's 125 boards in SEC action are also third, as are her 47 offensive rebounds in league play this year
- Has played in the second-most SEC regular-season games of any Gamecock (63) – one behind teammate Ieasia Walker's school record
- Has seven double-doubles this season (vs. DePaul, LSU, at Alabama, at Kentucky, at Ole Miss, vs. Alabama, vs. Texas A&M)
- Led team in scoring nine times (Elon, at LA Tech, Clemson, vs. FGCU, vs. DePaul, at Arkansas, at Ole Miss, Florida, vs. Texas A&M)
- Led team in rebounding 13 times (Savannah State, Clemson, vs. Hampton, vs. DePaul, Stanford, LSU, at Alabama, Texas A&M, at Kentucky, at Ole Miss, at Mizzou, vs. Alabama, vs. Texas A&M)
- Has scored in double figures 16 times and pulled down double-figure rebounds nine times
- Scored 15 of her 19 points and grabbed eight of her 11 rebounds in the second half of the SEC Tournament quarterfinal against #19/19 Texas A&M, including seven of the team's last nine points as they tried to mount a rally
- Recorded double-double in just 24 minutes against Alabama in the SEC Tournament second-round game
- Posted 14 of her team-best 16 points against Florida (Mar. 3) in the second half, including seven of the team's first 14 of the period, while reeling in seven offensive rebounds in the game
- Handed out career high six assists against Mississippi State (Feb. 24) to lead team in the category for seventh time this season
- Posted second-straight double-double with 15 pts and 13 rebs at Ole Miss (Feb. 17), including 3-of-4 FT shooting
- Netted five of team's final six points at No. 9/7 Kentucky (Feb. 14) en route to season's fourth double-double

Career Highlights

2013 All-SEC Second Team
2012 Paradise Jam Reef Division All-Tournament

Miscellaneous Stats

	2012-13 Games	Career Games	Career Record
Double-Double	7	12	7-5
10+ Points	16	36	27-9
10+ Rebounds	9	15	10-5
Team-High Points	9	14	11-3
Team-High Rebs.	13	36	19-17
Team-High Assts.	8	9	7-2

2012-13 Game-by-Game Stats

Date	Opponent	GS	MIN	FG-A	3FG-A	FT-A	Reb	PF	A	TO	B	S	TP
11/9	Elon	*	24	7-11	0-0	1-5	3 0	0	2	0	0	0	15
11/12	at LA Tech	*	22	8-10	0-0	1-3	2 3	3	3	0	0	0	17
11/15	Savannah State	*	23	4-9	0-0	0-3	12 2	1	2	0	0	0	8
11/18	Clemson	*	28	6-12	0-0	4-7	8 3	0	3	0	3	16	16
11/22	vs. Hampton	*	28	2-6	0-0	1-9	12 2	2	5	0	1	5	5
11/23	vs. Fla. Gulf Coast	*	27	7-12	0-1	1-3	4 2	1	3	0	1	15	15
11/24	vs. DePaul	*	37	5-10	0-0	1-7	12 1	0	4	1	1	11	11
11/28	Drexel	*	35	5-14	0-0	2-7	8 0	2	3	2	4	12	12
12/2	at Seton Hall	*	30	4-8	0-1	1-4	7 1	2	3	0	5	9	9
12/9	vs. Furman	*	21	1-6	0-0	0-0	5 2	1	2	2	1	2	2
12/19	#1/1 Stanford	*	35	1-9	0-0	3-4	8 3	1	2	0	2	5	5
12/21	SC State	*	25	0-5	0-0	1-6	8 0	4	1	2	1	1	1
12/29	Western Carolina	*	29	2-8	0-1	0-2	5 0	2	1	1	2	4	4
1/3	#12/13 Tennessee	*	29	4-10	0-0	4-8	6 0	1	1	0	4	12	12
1/6	at Mississippi State	*	22	1-3	0-0	5-12	5 3	0	2	0	1	7	7
1/10	Vanderbilt	*	30	4-7	0-0	1-6	7 3	3	3	1	0	9	9
1/13	at #13/12 Georgia	*	37	2-6	0-0	0-0	8 1	1	4	0	1	4	4
1/17	LSU	*	35	6-14	0-0	1-3	12 2	4	1	1	1	13	13
1/20	at Florida	*	37	5-12	0-0	4-14	9 2	0	1	1	1	14	14
1/24	#5/4 Kentucky	*	28	2-9	0-0	1-4	6 4	1	6	1	1	5	5
1/27	at Arkansas	*	36	5-12	0-1	1-6	7 1	0	3	0	5	11	11
2/3	Auburn	*	29	3-5	0-0	0-2	3 3	1	2	1	1	6	6
2/7	at Alabama	*	31	7-13	0-1	1-3	11 2	4	1	0	2	15	15
2/10	#14/16 Texas A&M	*	34	3-10	0-0	1-3	9 4	1	1	0	0	9	9
2/14	at #9/7 Kentucky	*	33	6-9	0-0	1-3	10 2	2	3	0	1	13	13
2/17	at Ole Miss	*	34	6-15	0-0	3-4	13 4	2	2	0	3	15	15
2/24	Mississippi State	*	31	2-8	0-1	0-4	6 3	6	4	1	1	4	4
2/28	at Missouri	*	27	3-9	0-0	1-4	5 3	2	1	0	0	7	7
3/3	Florida	*	36	6-15	0-0	4-8	8 2	1	3	0	0	16	16
3/7	vs. Alabama^	*	24	5-6	0-0	0-2	14 0	1	2	1	0	10	10
3/8	vs. #19 TX A&M^	*	37	8-15	0-0	3-9	11 3	1	2	2	0	19	19
Totals		31	934	139-298	0-6	49-158	244 61	50	73	17	43	309	309
			30.1	.436	.000	.310	7.9		1.6		1.4	10.0	
<i>SEC Totals</i>		<i>16</i>	<i>509</i>	<i>65-157</i>	<i>0-3</i>	<i>30-87</i>	<i>125 39</i>	<i>29</i>	<i>38</i>	<i>6</i>	<i>22</i>	<i>160</i>	
			<i>31.8</i>	<i>.414</i>	<i>.000</i>	<i>.345</i>	<i>7.8</i>		<i>1.8</i>		<i>1.4</i>	<i>10.0</i>	

- Pulled down six of her team-high nine rebounds against Texas A&M (Feb. 10) in second half
- Scored 14 of her 15 points at Alabama (Feb. 7) in the first half, grabbing six of her team-high 11 boards on offensive end while handing out a team-high four assists

Career Highs – All Games

Pts 19 vs. Texas A&M, 3/8/13
FT 6 vs. Charlotte, 3/20/11
FT % 1.00 (4-4), 2x, last, vs. Auburn, 1/19/12
Rebs 18 vs. Penn State, 11/20/11
Off Rebs 9 vs. Penn State, 11/20/11
Def Rebs 11 vs. Alabama, 3/7/13
Blks 4, 2x, last, vs. Savannah St., 12/5/10
Stls 5, 2x, last at Arkansas, 1/27/13
Assts ... 6 vs. Mississippi State, 2/24/13
Min 37, 4x, last vs. Texas A&M, 3/8/13

Season Highs – All Games

Pts 19 vs. Texas A&M, 3/8
FT 5 at Mississippi State, 1/6
FT % .. .750 (3-4), 2x, last at Ole Miss
Rebs 14 vs. Alabama, 3/7
Off Rebs 7 vs. Florida, 3/3
Def Rebs 11 vs. Alabama, 3/7
Blks 2, 4x, last vs. Texas A&M, 3/8
Stls 5, 2x, last at Arkansas, 1/27
Assts 6 vs. Mississippi State, 2/24
Min 37, 4x, last vs. Texas A&M, 3/8

Career – SEC Games

Pts 16, 3x, last vs. Florida, 3/3/13
FT 5 at Mississippi State, 1/6/13
FT % 1.000 (4-4) vs. Auburn, 1/19/12
Rebs 13 at Ole Miss, 2/17/13
Off Rebs 7 vs. Florida, 3/3/13
Def Rebs 9 at Kentucky, 2/14/13
Blks ... 2, 6x, last vs. Arkansas, 2/26/12
Stls 5 at Arkansas, 1/27/13
Assts ... 6 vs. Mississippi State, 2/24/13
Min 37, 2x, last at Florida, 1/20/13

Season Highs – SEC Games

Pts 16 vs. Florida, 3/3
FT 5 at Mississippi State, 1/6
FT %750 (3-4) at Ole Miss 2/17
Rebs 13 at Ole Miss, 2/17
Off Rebs 7 vs. Florida, 3/3
Def Rebs 9 at Kentucky, 2/14
Blks 1, 6x, last vs. Miss. State, 2/24
Stls 5 at Arkansas, 1/27
Assts 6 vs. Mississippi State, 2/24
Min 37, 2x, last at Florida, 1/20

Career Stats at South Carolina

Year	GP	GS	Min	Avg	FG	FGA	Pct	3FG	FGA	Pct	FT	FTA	Pct	Off	Def	Tot	Avg	PF	FO	A	TO	Blk	Stl	Pts	Avg
2009-10	27	0	304	11.3	25	59	.424	0	1	.000	17	36	.472	38	38	76	2.8	32	1	5	27	9	12	67	2.5
2010-11	33	8	727	22.0	116	215	.540	0	0	—	44	88	.500	98	77	175	5.3	64	1	21	5	21	24	276	8.4
2011-12	35	3	772	22.1	100	225	.444	0	0	—	53	138	.384	96	87	183	5.2	69	0	39	54	25	47	253	7.2
2012-13	31	31	934	30.1	130	298	.436	0	6	.000	49	158	.310	98	146	244	7.9	61	0	50	73	17	43	309	10.0
Career	126	42	2737	21.7	371	797	.465	0	7	.000	163	420	.388	330	348	678	5.4	226	2	115	209	72	126	905	7.2

ASHLEY BRUNER (continued)

- Posted seven of her 11 points at Arkansas (Jan. 27) in the second half, including four of Gamecocks' last seven
- Swiped a steal in final 12 seconds with Gamecocks clinging to a four-point lead over #5/4 Kentucky (Jan. 24)
- Scored eight of her 14 points and grabbed five of her nine rebounds at Florida (Jan. 20) in the second half, including a pair of free throws and a rebound in the final 30 seconds to help seal the victory
- Played solid all-around game against LSU (Jan. 17), posting a double-double and a team-high four assists (tying her career high) ... tied her season high with 12 rebounds, including seven in second half, during which she scored nine of her 13 points
- Reeled in seven of her eight rebounds at #13/12 Georgia (Jan. 13) in the second half
- Grabbed all seven of her rebounds against Vanderbilt (Jan. 10) in second half as Gamecocks held off more efficient Commodore offense
- Scored five of her seven points at Mississippi State (Jan. 6) at the free throw line, including four during an 8-2 run in the first half to open a nine-point lead
- Snagged four of her six rebounds against Tennessee (Jan. 3) on the offensive end and scored 10 of her 12 points in the first half while adding four steals in the game
- Snagged five of her eight rebounds against SC State (Dec. 21) on the offensive end to help her tie her career high with four assists
- Battled Stanford's frontcourt (Dec. 19) for a team-high eight rebounds in near miss against nation's top team
- All-Tournament selection at the Paradise Jam after averaging 10.3 points and 9.3 rebounds over the three games at the event
- Posted all of her 12 points and eight rebounds vs. Drexel (Nov. 28) after halftime, including the game-winning basket and final defensive rebound in overtime
- Posted her first double-double of the season against DePaul (Nov. 24) with 11 points and 12 rebounds

Career NCAA Tournament Game-by-Game

Date	Opponent	GS	MIN	FG-A	3FG-A	FT-A	Reb	PF	A	TO	B	S	TP
3/17/12	E. Michigan		18	5-7	0-0	0-0	7	0	2	1	2	2	10
3/19/12	at #13/15 Purdue		24	4-9	0-0	2-6	5	1	0	0	1	1	10
3/24/12	vs. #2/2 Stanford		25	3-12	0-0	2-6	5	3	2	3	0	2	8
Totals		0	67	12-28	0-0	4-12	17	4	4	4	3	5	28
			22.3	.429	—	.333	5.7	1.3	1.0	1.7	1.7	9.3	

ASIA DOZIER

5-10 • Freshman • Guard • Columbia, S.C. • Spring Valley

#31



- Has played in all but two games this season (Kentucky, at Missouri)
- Has scored in double figures two times
- Tied for second on team with six rebounds at Ole Miss (Feb. 17)
- Poured in 10 points as part of 12-4 run to close first half at Kentucky (Feb. 14), including a pair of 3s
- Scored all five of her points during a 10-3 first-half run at Alabama (Feb. 7)
- Hit a first-half 3 to give Gamecocks 10-point lead against LSU (Jan. 17)
- Drove from the wing for a basket as part of Gamecocks' 25-5 first-half surge that deflated Vanderbilt (Jan. 10) and was solid defensively to earn 20 minutes of playing time, the most by a Gamecock off the bench
- Buried a 3-pointer as part of team's 12-4 run to close the first half and establish a substantial lead over SC State (Dec. 21)
- Hit a huge second-half 3-pointer against #1/1 Stanford (Dec. 19) to pull within two points
- Posted her first double-digit scoring game with 11 points against Savannah State (Nov. 15)
- Handed out five assists at Louisiana Tech (Nov. 12)
- Pulled down 10 rebounds in her college debut against Elon (Nov. 9)

Miscellaneous Stats

	2012-13	Career	Career
	Games	Games	Record
Double-Double	0	0	0-0
10+ Points	2	2	1-1
10+ Rebounds	1	1	1-0
5+ Assists	1	1	1-0
Team-High Points	0	0	0-0
Team-High Rebs.	0	0	0-0
Team-High Assts.	1	1	1-0

2012-13 Game-by-Game Stats

Date	Opponent	GS	MIN	FG-A	3FG-A	FT-A	Reb	PF	A	TO	B	S	TP
11/9	Elon		26	0-8	0-6	4-7	10	4	0	2	1	0	4
11/12	at LA Tech		22	2-5	1-4	0-0	2	2	5	0	0	2	5
11/15	Savannah State		24	4-10	3-9	0-0	3	4	2	1	0	0	11
11/18	Clemson		18	0-4	0-3	0-0	5	0	1	1	0	1	0
11/22	vs. Hampton		19	1-8	1-4	2-2	3	3	0	2	0	0	5
11/23	vs. Fla. Gulf Coast		16	1-6	0-5	0-0	1	5	1	2	0	0	2
11/24	vs. DePaul		4	0-1	0-1	0-0	1	0	0	0	0	0	0
11/28	Drexel		14	1-8	1-6	0-0	1	0	1	0	0	1	3
12/2	at Seton Hall		10	0-1	0-0	0-0	1	0	0	0	0	0	0
12/9	vs Furman		21	1-5	1-5	1-2	2	2	0	0	1	0	4
12/19	#1/1 Stanford		8	2-4	1-3	0-0	0	1	0	0	0	0	5
12/21	SC State		21	1-9	1-9	0-2	4	1	3	2	0	1	3
12/29	Western Carolina		17	2-6	1-1	0-3	2	1	1	2	1	1	5
1/3	#12/13 Tennessee		17	1-7	1-5	0-0	2	0	0	1	0	0	3
1/6	at Mississippi State		9	0-0	0-0	1-2	2	0	0	0	1	0	1
1/10	Vanderbilt		20	1-5	0-3	0-0	1	1	1	1	0	0	2
1/13	at #13/12 Georgia		6	0-2	0-1	0-0	0	0	0	0	0	0	0
1/17	LSU		12	1-4	1-3	0-0	1	2	0	0	0	0	3
1/20	at Florida		7	0-6	0-4	0-0	1	0	2	0	0	0	0
1/24	#5/4 Kentucky												
1/27	at Arkansas		6	0-1	0-1	0-0	1	0	0	0	0	0	0
2/3	Auburn		4	0-2	0-1	0-0	1	1	0	0	0	0	0
2/7	at Alabama		8	2-3	1-2	0-0	2	1	1	1	0	1	5
2/10	#14/16 Texas A&M		4	0-1	0-1	0-0	0	1	0	1	0	0	0
2/14	at #9/7 Kentucky		15	4-4	2-2	0-0	4	2	1	0	0	0	10
2/17	at Ole Miss		19	2-10	0-6	0-1	6	0	3	1	0	0	4
2/24	Mississippi State		3	0-1	0-0	0-0	0	1	1	0	0	0	0
2/28	at Missouri												
3/3	Florida		4	0-2	0-2	0-0	1	0	0	0	0	0	0
3/7	vs. Alabama		18	1-5	0-1	1-3	3	2	1	0	0	0	3
3/8	vs. #19 TX A&M^		6	0-2	0-1	0-0	1	0	0	0	0	0	0
Totals		0	378	27-130	15-89	9-22	61	34	24	17	4	7	78
			13.0	.208	.169	.409	2.1						2.7
<i>SEC Totals</i>		<i>0</i>	<i>134</i>	<i>11-48</i>	<i>5-31</i>	<i>1-3</i>	<i>22</i>	<i>9</i>	<i>9</i>	<i>5</i>	<i>1</i>	<i>1</i>	<i>28</i>
			<i>9.6</i>	<i>.229</i>	<i>.161</i>	<i>.333</i>	<i>1.6</i>						<i>2.0</i>

Career Highs – All Games

Pts 11 vs. Savannah St., 11/15/12
3FG 3 vs. Savannah St., 11/15/12
FT 4 vs. Elon, 11/9/12
FT % ... 1.00 (2-2) vs. Hampton, 11/22/12
Rebs 10 vs. Elon, 11/9/12
Off Rebs 4 vs. Elon, 11/9/12
Def Rebs 6 vs. Elon, 11/9/12
Blks 1, 4x, last at Miss. State, 1/6/13
Stls 2 at LA Tech, 11/12/12
Assts 5 at LA Tech, 11/12/12
Min 26 vs. Elon, 11/9/12

Career – SEC Games

Pts 10 at Kentucky, 2/14/13
3FG 2 at Kentucky, 2/14/13
FT 1 at Mississippi State, 1/6/13
FT %500 (1-2) at Miss. State, 1/6/13
Rebs 6 at Ole Miss, 2/17/13
Off Rebs 2 at Ole Miss, 2/17/13
Def Rebs 4, 2x, last at Ole Miss, 2/17/13
Blks 1 at Mississippi State, 1/6/13
Stls 1 at Alabama, 2/7/13
Assts 2 at Florida, 1/20/13
Min 20 vs. Vanderbilt, 1/10/13

Season Highs – All Games

Pts 11 vs. Savannah St., 11/15
3FG 3 vs. Savannah St., 11/15
FT 4 vs. Elon, 11/9
FT % 1.00 (2-2) vs. Hampton, 11/22
Rebs 10 vs. Elon, 11/9
Off Rebs 4 vs. Elon, 11/9
Def Rebs 6 vs. Elon, 11/9
Blks 1, 4x, last at Miss. State, 1/6
Stls 2 at LA Tech, 11/12
Assts 5 at LA Tech, 11/12
Min 26 vs. Elon, 11/9

Season Highs – SEC Games

Pts 10 at Kentucky, 2/14
3FG 2 at Kentucky, 2/14
FT 1 at Mississippi State, 1/6
FT %500 (1-2) at Miss. State, 1/6
Rebs 6 at Ole Miss, 2/17
Off Rebs 2 at Ole Miss, 2/17
Def Rebs 4, 2x, last at Ole Miss, 2/17
Blks 1 at Mississippi State, 1/6
Stls 1 at Alabama, 2/7
Assts 2 at Florida, 1/20
Min 20 vs. Vanderbilt, 1/10

ELEM IBIAM

#33



6-3 • Sophomore • Center • Fayetteville, Ga. • Fayette County

- Has played in 28 games this season, missing three due to injury (at LA Tech, Savannah St., at Ole Miss)
- Has led the team in scoring two times (at Kentucky, vs. Alabama)
- Has led the team in rebounding four times (Elon, Furman, Western Carolina, Kentucky)
- Has scored in double figures five times and grabbed double-digit rebounds once
- Came one rebound shy of first career double-double with stellar 19-point, nine-rebound effort against Alabama at SEC Tournament (March 7)
- Scored eight of her 11 points against Mississippi State (Feb. 24) in second half to help hold off Bulldogs
- Posted 13 points in a six-minute span of the first half at No. 9/7 Kentucky (Feb. 14) to help Gamecocks to 14-point lead at halftime, finishing with career-high 15 points on 6-of-7 shooting
- Netted all of her 12 points during an eight-minute second-half stretch at Alabama (Feb. 7) to help hold off a charge by the Crimson Tide
- Scored six of her eight points against #5/4 Kentucky (Jan. 24) during a 12-4 run that turned a six-point deficit into a two-point lead that helped deliver the win ... Also tied for team-high honors with eight boards, including four offensive
- Blocked two shots midway through the second half at Florida (Jan. 20) to help a 10-0 Gamecock run that kept the Gators at bay
- Grabbed four of her seven rebounds against LSU (Jan. 17) on the offensive end
- Scored eight of her nine points against Vanderbilt (Jan. 10) during 25-5 first-half surge that propelled team to victory, hitting all four of her shot attempts in the run
- Netted all five of her points at Mississippi State (Jan. 6) in second half as team pulled away, blocking two shots as well
- Tied her career high with five blocks against Western Carolina (Dec. 29), tying for third most in Colonial Life Arena history ... Also led team with nine rebounds and scored six of team's last eight first-half points
- Posted seven of her career-high 11 points in the first half against SC State (Dec. 21), including five as part of team's 12-4 run to close the first half to finally establish a substantial lead
- Scored career-high eight points against Furman (Dec. 9), hitting 4-of-8 from the field while grabbing team-high nine rebounds
- Posted her first career double-digit rebound game in season opener against Elon (Nov. 9), pulling in six of her 11 boards on the offensive end

Miscellaneous Stats

	2012-13	Career	Career
	Games	Games	Record
Double-Double	0	0	0-0
10+ Points	5	5	4-1
10+ Rebounds	1	1	1-0
5+ Blocks	1	2	2-0
Team-High Points	2	2	1-1
Team-High Rebs.	4	5	5-0
Team-High Assts.	0	0	0-0

2012-13 Game-by-Game Stats

Date	Opponent	GS	MIN	FG-A	3FG-A	FT-A	Reb	PF	A	TO	B	S	TP
11/9	Elon		17	2-7	0-0	0-2	11	0	0	3	2	1	4
11/12	at LA Tech			— DNP (Injury) —									
11/15	Savannah State			— DNP (Injury) —									
11/18	Clemson	13	2-3	0-0	2-3		0	3	0	1	0	0	6
11/22	vs. Hampton	8	0-1	0-0	1-2		5	1	0	0	1	0	1
11/23	vs. Fla. Gulf Coast	15	0-3	0-0	2-4		4	0	0	0	0	0	2
11/24	vs. DePaul	10	0-0	0-0	0-0		1	1	0	0	0	0	0
11/28	Drexel	12	1-2	0-0	1-2		3	0	0	0	0	0	3
12/2	at Seton Hall	12	0-4	0-0	0-0		1	1	0	0	1	0	0
12/9	vs. Furman	22	4-8	0-0	0-2		9	2	1	1	1	0	8
12/19	#1/1 Stanford	8	0-2	0-0	0-0		3	1	0	1	0	1	0
12/21	SC State	19	4-5	0-0	3-4		2	3	0	0	1	0	11
12/29	Western Carolina	25	4-8	0-0	0-1		9	2	1	0	5	1	8
1/3	#12/13 Tennessee	17	0-4	0-0	0-0		3	2	0	0	1	0	0
1/6	at Mississippi State	19	1-6	0-0	3-5		3	0	0	0	2	0	5
1/10	Vanderbilt	13	4-5	0-0	1-3		2	4	0	2	0	0	9
1/13	at #13/12 Georgia	12	1-2	0-0	0-0		1	2	0	2	0	1	2
1/17	LSU	12	0-3	0-0	0-0		7	1	0	1	2	0	0
1/20	at Florida	16	0-3	0-0	1-2		5	1	0	1	2	0	1
1/24	#5/4 Kentucky	18	4-5	0-0	0-2		8	0	0	0	0	1	8
1/27	at Arkansas	7	1-2	0-0	0-0		1	2	0	1	0	0	2
2/3	Auburn	10	0-0	0-0	0-0		3	2	0	0	0	0	0
2/7	at Alabama	17	5-8	0-0	2-4		5	0	0	2	1	0	12
2/10	#14/16 Texas A&M	5	1-3	0-0	0-2		2	5	0	1	0	0	2
2/14	at #9/7 Kentucky	22	6-7	0-0	3-3		5	2	0	2	2	0	15
2/17	at Ole Miss			— DNP (Injury) —									
2/24	Mississippi State	19	3-6	0-0	5-8		3	3	0	0	2	0	11
2/28	at Missouri	12	0-0	0-0	0-1		4	1	1	0	1	0	0
3/3	Florida	11	2-2	0-0	0-0		1	1	0	1	0	1	4
3/7	vs. Alabama^	26	8-12	0-0	3-7		9	1	1	0	2	2	19
3/8	vs. #19 TX A&M^	22	1-3	0-0	0-0		7	3	0	0	1	2	2
Totals		0	419	54-114	0-0	27-57	117	44	4	19	27	10	135
<i>SEC Totals</i>		<i>0</i>	<i>210</i>	<i>28-56</i>	<i>0-0</i>	<i>15-30</i>	<i>53</i>	<i>26</i>	<i>1</i>	<i>13</i>	<i>13</i>	<i>3</i>	<i>71</i>
			<i>14.0</i>	<i>.500</i>		<i>.500</i>	<i>3.5</i>						<i>4.7</i>

Career Highs – All Games

Pts 19 vs Alabama, 3/7/13
FT 5 vs. Mississippi State, 2/24/13
FT % 1.000 (2-2), 2x, last vs. Eastern Michigan, 3/17/12
Rebs 11 vs. Elon, 11/9/12
Off Rebs 6 vs. Elon, 11/9/12
Def Rebs 6, 2x, last vs. Texas A&M, 3/8/13
Blks 5, 2x, last vs. WCU, 12/29/12
Stls 2, 2x, last vs. Texas A&M, 3/8/13
Assts 2 vs. Eastern Michigan, 3/17/12
Min 26 vs Alabama, 3/7/13

Season Highs – All Games

Pts 19 vs Alabama, 3/7
FT 5 vs. Mississippi State, 2/24
FT %750 (3-4) vs. SC State, 12/21
Rebs 11 vs. Elon, 11/9
Off Rebs 6 vs. Elon, 11/9
Def Rebs 6, 2x, last vs. Texas A&M, 3/8
Blks 5 vs. WCU, 12/29
Stls 2, 2x, last vs. Texas A&M, 3/8
Assts 1, 2x, last vs. WCU, 12/29
Min 26 vs Alabama, 3/7

Career – SEC Games

Pts 15 at Kentucky, 2/14/13
FT 5 vs. Mississippi State, 2/24/13
FT % 1.000 (3-3) at Kentucky, 2/14/13
Rebs 8 vs. Kentucky, 1/24/13
Off Rebs 4, 2x, last vs. Ky., 1/24/13
Def Rebs 4 vs. Kentucky, 1/24/13
Blks 2, 5x, last vs. Miss. State, 2/24/13
Stls 1, 3x, last vs. Florida, 3/3/13
Assts 1 vs. Arkansas, 2/9/12
Min 22 at Kentucky, 2/14/13

Season Highs – SEC Games

Pts 15 at Kentucky, 2/14
FT 5 vs. Mississippi State, 2/24
FT % 1.000 (3-3) at Kentucky, 2/14
Rebs 8 vs. Kentucky, 1/24
Off Rebs 4, 2x, last vs. Ky., 1/24
Def Rebs 4 vs. Kentucky, 1/24
Blks 2, 5x, last vs. Miss. State, 2/24
Stls 1, 2x, last vs. Florida, 3/3
Assts
Min 22 at Kentucky, 2/14

Career NCAA Tournament Game-by-Game

Date	Opponent	GS	MIN	FG-A	3FG-A	FT-A	Reb	PF	A	TO	B	S	TP
3/17/12	E. Michigan		12	2-4	0-0	2-2	4	4	2	1	5	0	6
3/19/12	at #13/15 Purdue		4	0-0	0-0	0-0	0	0	0	0	0	0	0
3/24/12	vs. #2/2 Stanford		6	1-1	0-0	2-2	2	0	0	0	1	0	4
Totals		0	22	3-5	0-0	4-4	6	4	2	1	6	0	10
			7.3	.600		1.000	2.0				2.0		3.3

Career Stats at South Carolina

Year	GP	GS	Min	Avg	FG	FGA	Pct	3FG	FGA	Pct	FT	FTA	Pct	Off	Def	Tot	Avg	PF	FO	A	TO	Blk	Stl	Pts	Avg
2011-12	25	0	197	7.9	26	59	.441	0	1	.000	22	35	.629	34	40	74	3.0	33	0	4	16	17	2	74	3.0
2012-13	28	0	419	15.0	54	114	.474	0	0	—	27	57	.474	74	70	117	4.2	44	1	4	19	27	10	135	4.8
Career	53	0	616	11.6	80	173	.462	0	1	.000	49	92	.533	81	110	191	3.6	77	1	8	35	44	12	209	3.9

TIFFANY MITCHELL

#25



5-9 • Freshman • Guard • Charlotte, N.C. • Providence Day

- Earned a spot on the SEC All-Freshman Team
- Started 28 games this season and has come off the bench in the other three
- Has led the team in scoring seven times (Clemson, Drexel, Furman, SC State, WCU, Tennessee, at Ole Miss)
- Has led the team in rebounding six times (at LA Tech, vs. FGCU, at Seton Hall, at Georgia, Auburn)
- Has posted two double-doubles (at Seton Hall, SC State)
- Has scored in double figures 12 times
- Has pulled down double-digit rebounds five times
- Turned in six points and six rebounds in second half of second-round SEC Tournament game against Alabama (March 7)
- Scored five of her seven points against Florida (March 3) in the second half, including a key 3-pointer after the Gators had cut the lead to three in the second half
- Hit a career-best 4-of-4 from the free throw line at Missouri (Feb. 28)
- Came off bench for first time this season at Ole Miss (Feb. 17) and responded with team-high 15 points, including 13 in 15 minutes of first-half action
- Snagged team-high eight rebounds at Arkansas (Jan. 27), including one in final 10 seconds to help secure a win
- Earned second SEC Freshman of the Week honor for production and key effort in wins over Florida and LSU
- Tied her career high with 11 rebounds at Florida (Jan. 20), including six offensive, and hit a pair of free throws to make it a two-possession game with 15 seconds to play
- Turned in solid all-around game vs. LSU (Jan. 17), including key offensive rebound on missed free throw late in second half to help hold off a Lady Tiger comeback
- Fought through a tough shooting night at #13/12 Georgia (Jan. 13) to lead team with 10 rebounds
- Hit clutch 3-pointer in second half to stop 6-0 surge by Vanderbilt (Jan. 10) that pulled the Commodores within 10 points midway through the half
- Tied season high with five offensive boards en route to team-high 14 points against Tennessee (Jan. 3)
- Shot a career-best 83.3 percent (5-of-6) from field en route to team-high 12 points against Western Carolina
- Posted the team's first 20-point game of the season and her second career double-double with career-high 21 points and 11 rebounds (tying career high) against SC State (Dec. 21)
- Played a season-high 34 minutes against #1/1 Stanford (Dec. 19) due to her attacking offense
- Swiped five steals against Furman (Dec. 9) while leading offense with 16 points to tie her career high
- Posted first career double-double with 13-point, 11-rebound effort at Seton Hall (Dec. 2)
- Hit a pair of 3s against Drexel (Nov. 28), including one late in second half to help force overtime
- Named SEC Freshman of the Week after averaging 13.0 points and 6.3 rebounds over three-game span (13 at LA Tech, 10 vs. Savannah State, 16 vs. Clemson)
- Recorded first career double-digit scoring game at Louisiana Tech (Nov. 12)

Career Highlights

2013 SEC All-Freshman Team

Miscellaneous Stats

	2012-13 Games	Career Games	Career Record
Double-Double	2	2	2-0
20+ Points	1	1	1-0
10+ Points	13	13	11-2
10+ Rebounds	5	5	4-1
Team-High Points	7	7	6-1
Team-High Rebs.	6	6	5-1
Team-High Assts.	2	2	2-0

2012-13 Game-by-Game Stats

Date	Opponent	GS	MIN	FG-A	3FG-A	FT-A	Reb	PF	A	TO	B	S	TP
11/9	Elon	*	23	4-6	0-1	1-2	2	1	3	1	0	1	9
11/12	at LA Tech	*	25	5-11	0-2	3-4	8	2	0	2	0	0	13
11/15	Savannah State	*	25	4-11	1-4	1-3	5	1	4	0	0	1	10
11/18	Clemson	*	32	7-11	0-1	2-6	6	3	2	1	0	2	16
11/22	vs. Hampton	*	27	2-9	1-3	2-4	8	3	2	4	0	1	7
11/23	vs. Fla. Gulf Coast	*	28	3-7	0-0	2-2	11	1	3	3	0	1	8
11/24	vs. DePaul	*	29	1-5	0-0	4-8	6	1	0	4	0	2	6
11/28	Drexel	*	29	6-12	2-2	0-0	2	3	1	2	0	3	14
12/2	at Seton Hall	*	28	4-7	2-2	3-9	11	3	1	4	0	1	13
12/9	vs. Furman	*	29	8-13	0-1	0-2	4	1	1	2	0	5	16
12/19	#1/1 Stanford	*	34	1-13	0-3	0-0	5	3	0	3	1	2	2
12/21	SC State	*	31	5-11	2-3	9-13	11	1	2	3	0	2	21
12/29	Western Carolina	*	23	5-6	2-2	0-3	2	4	1	2	0	0	12
1/3	#12/13 Tennessee	*	35	5-17	1-3	3-3	5	0	1	1	0	1	14
1/6	at Mississippi State	*	35	0-4	0-0	5-6	5	2	0	2	0	1	5
1/10	Vanderbilt	*	20	3-6	1-1	0-0	3	4	0	5	1	0	7
1/13	at #13/12 Georgia	*	36	3-10	0-2	0-1	10	1	2	5	0	1	6
1/17	LSU	*	35	3-9	0-3	6-10	7	1	3	3	1	3	12
1/20	at Florida	*	30	2-12	0-2	2-2	11	0	1	3	0	1	6
1/24	#5/4 Kentucky	*	32	2-7	1-1	2-4	2	3	2	4	0	1	7
1/27	at Arkansas	*	36	3-9	0-2	2-2	8	2	2	5	0	1	8
2/3	Auburn	*	34	3-9	1-2	3-5	4	2	0	2	0	2	10
2/7	at Alabama	*	15	1-6	0-2	0-0	2	3	1	2	0	0	2
2/10	#14/16 Texas A&M	*	27	3-6	2-3	2-5	2	0	1	2	0	1	10
2/14	at #9/7 Kentucky	*	19	3-5	0-1	0-0	2	5	1	4	0	0	6
2/17	at Ole Miss	*	30	7-12	1-1	0-0	2	0	2	1	0	2	15
2/24	Mississippi State	*	21	1-5	0-2	0-0	3	0	1	1	0	2	2
2/28	at Missouri	*	19	1-7	1-3	4-4	2	3	1	1	0	2	7
3/3	Florida	*	24	2-6	1-2	2-2	3	2	2	1	0	1	7
3/7	vs. Alabama^	*	33	3-9	1-1	2-2	6	2	2	1	1	1	9
3/8	vs. #19 TX A&M^	*	27	2-6	0-2	2-2	1	3	1	3	0	0	6
Totals		28	871	102-267	20-57	62-104	159	60	43	77	4	41	286
			28.1	.382	.351	.596	5.1	1.4				1.3	9.2
<i>SEC Totals</i>		<i>13</i>	<i>448</i>	<i>42-130</i>	<i>9-30</i>	<i>31-44</i>	<i>71</i>	<i>28</i>	<i>20</i>	<i>42</i>	<i>2</i>	<i>19</i>	<i>124</i>
			<i>28.0</i>	<i>.323</i>	<i>.300</i>	<i>.705</i>	<i>4.4</i>	<i>1.3</i>				<i>1.2</i>	<i>7.8</i>

Career Highs – All Games

Pts21 vs. SC State, 12/21/12
3FG2, 5x, last vs. TAMU, 2/10/13
FT9 vs. SC State, 12/21/12
FT % ..1.00 (4-4) at Missouri, 2/28/13
Rebs11, 4x, last at Florida, 1/20/13
Off Rebs6 at Florida, 1/20/13
Def Rebs .8, 2x, last at Seton Hall, 12/2/12
Blks1, 4x, last vs. Alabama, 3/7/13
Stls5 vs. Furman 12/9/12
Assts4 vs. Savannah State, 11/15/12
Min36, 2x, last at Arkansas, 1/13/13

Career – SEC Games

Pts15 vs. Ole Miss, 2/17/13
3FG2 vs. Texas A&M, 2/10/13
FT6 vs. LSU, 1/17/13
FT % ..1.00 (4-4) at Missouri, 2/28/13
Rebs11 at Florida, 1/20/13
Off Rebs6 at Florida, 1/20/13
Def Rebs7 at Arkansas, 1/27/13
Blks1, 2x last vs. LSU, 1/17/13
Stls3 vs. LSU, 1/17/13
Assts3 vs. LSU, 1/17/13
Min36, 2x, last at Arkansas, 1/13/13

Season Highs – All Games

Pts21 vs. SC State, 12/21/12
3FG2, 5x, last vs. TAMU, 2/10/13
FT9 vs. SC State, 12/21/12
FT %1.00 (4-4) at Missouri, 2/28/13
Rebs11, 4x, last at Florida, 1/20/13
Off Rebs6 at Florida, 1/20/13
Def Rebs8, 2x, last at Seton Hall, 12/2/12
Blks1, 4x, last vs. Alabama, 3/7/13
Stls5 vs. Furman 12/9/12
Assts4 vs. Savannah State, 11/15/12
Min36, 2x, last at Arkansas, 1/13/13

Season Highs – SEC Games

Pts15 at Ole Miss, 2/17/13
3FG2 vs. Texas A&M, 2/10/13
FT6 vs. LSU, 1/17/13
FTA10 vs. LSU, 1/17/13
Rebs11 at Florida, 1/20/13
Off Rebs6 at Florida, 1/20/13
Def Rebs7 at Arkansas, 1/27/13
Blks1, 2x, last vs. LSU, 1/17/13
Stls3 vs. LSU, 1/17/13
Assts3 vs. LSU, 1/17/13
Min36, 2x, last at Arkansas, 1/13/13

WILKA MONTOUT

#12

6-3 • Jr. • Center • Cayenne, French Guiana • Northeastern Okla. A&M

- Has played in all but four games this season (Kentucky, Texas A&M, at Kentucky, vs. Texas A&M)
- Has scored in double figures two times
- Hit back-to-back baseline jumpers at Missouri (Feb. 28) to help loosen up the zone in the second half
- Hit a 3-pointer to cap a 25-5 first-half surge against Vanderbilt (Jan. 10) and handed out a pair of assists
- Swatted away a pair of shots against Furman (Dec. 9) while contributing 10 points to the offensive effort
- Grabbed five of her six rebounds against Savannah State (Nov. 15) on the offensive end, helping her to nine points
- Scored eight of her 10 points at Louisiana Tech (Nov. 12) during an 11-5 second-half run that put the game out of reach



Miscellaneous Stats

	2012-13	Career	Career
	Games	Games	Record
Double-Double	0	0	0-0
10+ Points	2	2	2-0
10+ Rebounds	0	0	0-0
Team-High Points	0	0	0-0
Team-High Rebs.	0	0	0-0
Team-High Assts.	0	0	0-0

2012-13 Game-by-Game Stats

Date	Opponent	GS	MIN	FG-A	3FG-A	FT-A	Reb	PF	A	TO	B	S	TP
11/9	Elon		18	0-3	0-2	1-4	2	2	2	1	0	1	1
11/12	at LA Tech		23	4-10	1-2	3-4	3	3	0	1	0	0	12
11/15	Savannah State		24	4-13	1-3	0-0	6	2	0	2	1	0	9
11/18	Clemson		18	1-6	0-2	2-2	1	3	1	1	0	1	4
11/22	vs. Hampton		14	1-3	1-1	0-0	2	0	0	2	0	1	3
11/23	vs. Fla. Gulf Coast		16	1-4	0-0	0-0	5	3	1	1	0	0	2
11/24	vs. DePaul		6	1-2	0-0	0-0	1	1	0	1	1	0	2
11/28	Drexel		3	0-1	0-1	0-0	0	0	0	0	0	0	0
12/2	at Seton Hall		11	1-4	0-1	0-1	1	0	0	0	0	0	2
12/9	vs. Furman		23	4-9	0-2	2-2	3	1	1	0	2	0	10
12/19	#1/1 Stanford		3	0-0	0-0	0-0	0	2	0	0	0	0	0
12/21	SC State		16	0-3	0-2	2-2	1	0	0	2	0	0	2
12/29	Western Carolina		19	3-8	0-1	0-0	2	0	0	0	0	0	6
1/3	#12/13 Tennessee		12	0-2	0-1	0-0	2	1	0	1	0	0	0
1/6	at Mississippi State		15	0-1	0-0	2-2	4	0	0	0	0	0	2
1/10	Vanderbilt		8	1-3	1-3	0-0	2	1	2	0	1	0	3
1/13	at #13/12 Georgia		1	0-0	0-0	0-0	0	0	0	0	0	0	0
1/17	LSU		4	0-3	0-0	0-0	1	0	0	0	0	0	0
1/20	at Florida		4	0-1	0-0	0-0	0	0	0	0	0	0	0
1/24	#5/4 Kentucky												
— DNP (Coach's Decision) —													
1/27	at Arkansas		2	0-1	0-1	0-0	0	0	0	0	0	0	0
2/3	Auburn		5	1-2	1-2	0-0	2	0	0	0	0	0	3
2/7	at Alabama		6	0-3	0-3	0-0	2	0	0	1	0	0	0
2/10	# 14/16 Texas A&M												
— DNP (Coach's Decision) —													
2/14	at #9/7 Kentucky												
— DNP (Coach's Decision) —													
2/17	at Ole Miss		11	0-3	0-1	0-0	0	2	0	0	1	0	0
2/24	Mississippi State		7	1-2	0-0	1-2	1	0	0	0	0	0	3
2/28	at Missouri		6	2-3	0-0	0-0	0	3	0	0	1	0	4
3/3	Florida		1	0-0	0-0	0-0	0	0	0	0	0	0	0
3/7	vs. Alabama^		11	1-3	1-3	0-0	2	1	1	1	0	0	3
3/8	vs. #19 TX A&M^												
— DNP (Coach's Decision) —6													
Totals		0	287	26-93	6-31	13-19	43	25	8	14	7	3	71
			10.6	.280	.194	.684	1.6						2.6
<i>SEC Totals</i>		<i>0</i>	<i>82</i>	<i>5-25</i>	<i>2-11</i>	<i>3-4</i>	<i>14</i>	<i>7</i>	<i>2</i>	<i>2</i>	<i>3</i>	<i>0</i>	<i>15</i>
			<i>6.3</i>	<i>.208</i>	<i>.182</i>	<i>.750</i>	<i>1.1</i>						<i>12</i>

Career Highs – All Games

Pts 12 at LA Tech, 11/12/12
3FG 1, 5x, last vs. Auburn, 2/3/13
FT 3 at LA Tech, 11/12/12
FT % 1.000 (2-2), 4x, last at Mississippi State, 1/6/13
Rebs 6 vs. Savannah St., 11/15/12
Off Rebs 5 vs. Savannah St., 11/15/12
Def Rebs 3 at Mississippi State, 1/6/13
Blks 2 vs. Furman, 12/9/12
Stls 1, 3x, last vs. Hampton, 11/22/12
Assts 2, 2x, last vs. Vanderbilt, 1/10/13
Min 24 vs. Savannah St., 11/15/12

Season Highs – All Games

Pts 12 at LA Tech, 11/12
3FG 1, 5x, last vs. Auburn, 2/3
FT 3 at LA Tech, 11/12
FT % 1.000 (2-2), 4x, last at Mississippi State, 1/6
Rebs 6 vs. Savannah St., 11/15
Off Rebs 5 vs. Savannah St., 11/15
Def Rebs 3 at Mississippi State, 1/6
Blks 2 vs. Furman, 12/9
Stls 1, 3x, last vs. Hampton, 11/22
Assts 2, 2x, last vs. Vanderbilt, 1/10
Min 24 vs. Savannah St., 11/15

Career – SEC Games

Pts 4 at Missouri, 2/28/13
3FG 1, 2x, last vs. Auburn, 2/3/13
FT 2 at Mississippi State, 1/6/13
FT % 1.000 (2-2) at Miss. St., 1/6/13
Rebs 4 at Mississippi State, 1/6/13
Off Rebs 2 vs. Tennessee, 1/3/13
Def Rebs 3 at Mississippi St., 1/6/13
Blks 1, 2x, last at Missouri, 2/28/13
Assts 2 vs. Vanderbilt, 1/10/13
Min 15 at Mississippi State, 1/6/13

Season Highs – SEC Games

Pts 4 at Missouri, 2/28
3FG 1, 2x, last vs. Auburn, 2/3
FT 2 at Mississippi State, 1/6
FT % 1.000 (2-2) at Miss. State, 1/6
Rebs 4 at Mississippi State, 1/6
Off Rebs 2 vs. Tennessee, 1/3
Def Rebs 3 at Mississippi State, 1/6
Blks 1, 2x, last at Missouri, 2/28
Assts 2 vs. Vanderbilt, 1/10
Min 15 at Mississippi State, 1/6

KHADIJAH SESSIONS

#5

5-8 • Freshman • Guard • Myrtle Beach, S.C. • Myrtle Beach



- Has played in every game this season, starting three SEC contests
- Has led the team in scoring three times (at Florida, Auburn, at Missouri)
- Has led the team in assists three times (Furman, at Florida, at Missouri)
- Has scored in double figures six times
- Shot career-best 4-of-5 in second-round SEC Tournament game against Alabama (March 7), scoring seven of her 11 points in the second half
- Drained a 3 from the right corner to start a personal 5-0 run after Florida (March 3) had come within two midway through the second half, adding 5-of-6 free throw attempts in the period
- Scored 11 of her team-high 14 points at Missouri (Feb. 28) in the second half
- Swiped all of her career-high four steals in the first half against Mississippi State (Feb. 24), including three in the game's first three minutes
- Earned first career start at Ole Miss (Feb. 17), adding 11 points on 4-of-7 shooting
- Scored 14 of her career-high 19 points against Auburn (Feb. 3) in the second half, shooting 8-of-9 from free throw line for the game, including 6-of-7 in final 90 seconds to help seal victory
- Was solid secondary ball-handler against the pressure of #5/4 Kentucky (Jan. 24), committing no turnovers in 26 minutes off the bench, while adding eight pints, including a free throw in the final 11 seconds to help seal the victory
- Took advantage of a career-high 28 minutes at Florida (Jan. 20) to lead the team in scoring, hitting 6-of-10 from the free throw line, including three in the final 30 seconds to help seal the victory
- Hit all four free throws in the final two minutes against Vanderbilt (Jan. 10) to stymie any ideas of a late comeback for the Commodores
- Swiped a pair of steals at Seton Hall (Dec. 2)
- Hit her first career 3-pointer against Florida Gulf Coast (Nov. 23)
- Had a well-rounded game against Savannah State (Nov. 15) with four assists, three steals and six points
- Scored her eight points in just 10 minutes on the court against Elon (Nov. 9)

Miscellaneous Stats

	2012-13	Career	Career
	Games	Games	Record
Double-Double	0	0	0-0
10+ Points	6	6	5-1
5+ Assists	0	0	0-0
Team-High Points	3	3	2-1
Team-High Rebs.	0	0	0-0
Team-High Assts.	3	3	2-1

2012-13 Game-by-Game Stats

Date	Opponent	GS	MIN	FG-A	3FG-A	FTA	Reb	PF	A	TO	B	S	TP
11/9	Elon		10	3-7	0-1	2-3	0	1	0	1	0	0	8
11/12	at LA Tech		8	1-1	0-0	1-2	1	0	1	1	0	1	3
11/15	Savannah State		19	3-4	0-1	0-0	3	1	4	1	0	3	6
11/18	Clemson		15	0-3	0-2	3-5	1	1	1	2	0	0	3
11/22	vs. Hampton		9	1-2	0-0	0-0	1	0	1	3	0	0	2
11/23	vs. Fla. Gulf Coast		21	2-5	1-3	0-0	1	2	2	1	0	1	5
11/24	vs. DePaul		21	2-8	0-1	2-3	1	1	0	0	0	0	6
11/28	Drexel		7	1-1	1-1	0-2	0	0	0	1	0	1	3
12/2	at Seton Hall		15	1-5	0-2	1-3	1	0	1	0	0	2	3
12/9	vs. Furman		23	2-5	0-3	3-4	2	1	2	1	1	1	7
12/19	#1/1 Stanford		9	0-1	0-1	0-0	0	1	0	0	0	0	0
12/21	SC State		17	1-2	0-0	6-8	1	0	1	2	0	1	8
12/29	Western Carolina		18	3-6	1-2	0-0	2	0	2	2	1	0	7
1/3	#12/13 Tennessee		9	0-1	0-1	1-2	1	1	0	1	0	1	1
1/6	at Mississippi State		12	0-1	0-1	5-7	0	2	1	3	0	0	5
1/10	Vanderbilt		14	0-2	0-2	4-4	2	1	1	0	0	0	4
1/13	at #13/12 Georgia		1	0-1	0-1	0-0	0	0	0	1	0	0	0
1/17	LSU		6	0-1	0-1	0-0	0	1	2	1	0	0	0
1/20	Florida		28	3-9	3-6	6-10	5	2	2	2	0	0	15
1/24	#5/4 Kentucky		26	3-8	0-1	2-4	2	4	0	0	0	1	8
1/27	at Arkansas		14	1-3	0-0	1-2	2	1	0	1	0	0	3
2/3	Auburn		25	5-9	1-3	8-9	3	1	3	2	0	0	19
2/7	at Alabama		24	1-8	0-1	2-2	1	1	2	1	0	0	4
2/10	#14/16 Texas A&M		27	0-8	0-3	3-7	4	2	2	2	0	2	3
2/14	at #9/7 Kentucky		18	1-4	0-0	1-3	1	4	1	6	0	1	3
2/17	at Ole Miss	*	24	4-7	1-3	2-3	0	3	0	2	0	0	11
2/24	Mississippi State	*	25	3-6	1-2	4-4	2	1	1	4	0	4	11
2/28	at Missouri	*	35	6-15	2-6	0-1	3	2	2	2	0	1	14
3/3	Florida		22	1-4	1-2	6-8	1	2	0	3	0	0	9
3/7	vs. Alabama^		23	4-5	1-1	2-5	2	2	1	1	0	1	11
3/8	vs. #19 TX A&M^		11	0-4	0-1	0-0	2	3	0	0	0	0	0
Totals		3	536	52-146	13-52	65-101	45	41	33	47	2	21	182
			17.3	.356	.250	.644	1.5	1.1					5.9
<i>SEC Totals</i>		<i>3</i>	<i>310</i>	<i>28-87</i>	<i>9-33</i>	<i>45-66</i>	<i>27</i>	<i>28</i>	<i>17</i>	<i>31</i>	<i>0</i>	<i>10</i>	<i>110</i>
			<i>19.4</i>	<i>.322</i>	<i>.273</i>	<i>.682</i>	<i>1.7</i>	<i>1.1</i>					<i>6.9</i>

Career Highs – All Games

Pts 19 vs. Auburn, 2/3/13
 3FG 3 at Florida, 1/20/13
 FT 8 vs. Auburn, 2/3/13
 FT % 1.00 (4-4), 2x, last vs. Mississippi State, 2/24/13
 Rebs 5 at Florida, 1/20/13
 Off Rebs 3 at Missouri, 2/28/13
 Def Rebs 3 at Florida, 1/20/13
 Stls 4 vs. Mississippi State, 2/24/13
 Assts 4 vs. Savannah State, 11/15/12
 Min 35 at Missouri, 2/28/13

Season Highs – All Games

Pts 19 vs. Auburn, 2/3
 3FG 3 at Florida, 1/20
 FT 8 vs. Auburn, 2/3
 FT % 1.00 (4-4), 2x, last vs. Mississippi State, 2/24
 Rebs 5 at Florida, 1/20
 Off Rebs 3 at Missouri, 2/28
 Def Rebs 3 at Florida, 1/20
 Stls 4 vs. Mississippi State, 2/24
 Assts 4 vs. Savannah State, 11/15
 Min 35 at Missouri, 2/28

Career Highs – SEC Games

Pts 19 vs. Auburn, 2/3/13
 3FG 3 at Florida, 1/20/13
 FT 8 vs. Auburn, 2/3/13
 FT % 1.00 (4-4), 2x, last vs. Mississippi State, 2/24/13
 Rebs 5 at Florida, 1/20/13
 Off Rebs 3 at Missouri, 2/28/13
 Def Rebs 3 at Florida, 1/20/13
 Stls 4 vs. Mississippi State, 2/24/13
 Assts 3 vs. Auburn, 2/3/13
 Min 35 at Missouri, 2/28/13

Season Highs – SEC Games

Pts 19 vs. Auburn, 2/3
 3FG 3 at Florida, 1/20
 FT 8 vs. Auburn, 2/3
 FT % 1.00 (4-4), 2x, last vs. Mississippi State, 2/24
 Rebs 5 at Florida, 1/20
 Off Rebs 3 at Missouri, 2/28
 Def Rebs 3 at Florida, 1/20
 Stls 4 vs. Mississippi State, 2/24
 Assts 3 vs. Auburn, 2/3
 Min 35 at Missouri, 2/28

IEASIA WALKER

#2



5-8 • Senior • Guard • Amityville, N.Y. • Copiague

- Named SEC Defensive Player of the Year, becoming the first Gamecock to earn one of the player of the year awards from the league's coaches
- Became the first Gamecock to earn a spot on the All-SEC First Team since Jocelyn Penn in 2003
- Has started every game this season, becoming 12th Gamecock all-time to start at least 100 (vs. Alabama, March 7)
- Is one of just three Gamecocks all-time to amass 1,000 career points, 250 career assists and 250 career steals, joining Shannon Johnson (1993-96; 2230 pts, 467 assts, 260 stls) and Martha Parker (1986-89; 1728 pts, 543 assts, 284 stls)
- In school history, ranks 21st in scoring, fourth in steals and third in games played; holds school record for SEC regular-season games played with 64
- Led the SEC in steals per conference game (3.1)
- Ranks third in SEC in steals per game (45th in nation), 13th in assists per game, eighth in minutes per game and 10th in assist-to-turnover ratio (1.2)
- Has led the team in scoring five times (vs. DePaul, LSU, Kentucky, Texas A&M, at Missouri)
- Has led the team in assists 20 times (Elon, at LA Tech, Savannah St., Clemson, Drexel, Stanford, WCU, Tennessee, Vandy, at Georgia, Kentucky, at Arkansas, Auburn, at Alabama, Texas A&M, at Ole Miss, at Missouri, Florida, vs. Alabama, vs. Texas A&M)
- Has led the team in rebounding four times (Clemson, Tennessee, Kentucky, Auburn)
- Has scored in double figures 14 times, including one 20-point game
- Has handed out five or more assists eight times, including four SEC games
- Has swiped five more steals nine times, including six SEC games
- Scored five quick points to tie things up early in the second half of the SEC Tournament quarterfinal loss to #19/19 Texas A&M
- Hit a pair of 3s early in second half to help blow open second-round SEC Tournament game against Alabama (March 7), also handing out three of her five assists in just 10 minutes of the second period

Career Highlights

2013 SEC Defensive Player of the Year
 2013 All-SEC First Team
 2013 SEC All-Defensive Team
 2012 All-SEC 2nd Team (Coaches)
 2011 All-SEC 2nd Team (Coaches)
 2011 All-SEC Honorable Mention (AP)

2012-13 Game-by-Game Stats

Date	Opponent	GS	MIN	FG-A	3FG-A	FT-A	Reb	PF	A	TO	B	S	TP
11/9	Elon	*	24	5-12	0-3	3-3	4	1	4	1	0	3	13
11/12	at LA Tech	*	35	3-10	3-6	1-2	3	2	8	1	1	2	10
11/15	Savannah State	*	29	3-4	3-4	1-2	1	1	5	5	0	0	10
11/18	Clemson	*	31	2-7	0-4	5-5	8	1	4	5	0	4	9
11/22	vs. Hampton	*	34	2-7	2-5	0-4	2	1	1	5	0	0	6
11/23	vs. Fla. Gulf Coast	*	25	2-6	2-5	0-0	1	0	2	2	0	0	6
11/24	vs. DePaul	*	32	4-11	0-3	3-4	6	0	0	2	1	1	11
11/28	Drexel	*	43	1-10	1-4	3-4	2	2	2	2	1	2	6
12/2	at Seton Hall	*	36	2-7	2-5	0-3	3	2	1	4	1	1	6
12/9	vs. Furman	*	21	4-10	0-3	1-1	3	1	1	2	0	5	9
12/19	#1/1 Stanford	*	35	5-15	2-5	3-4	3	4	3	0	0	4	15
12/21	SC State	*	28	0-3	0-1	0-0	1	3	3	5	2	6	0
12/29	Western Carolina	*	28	3-5	1-1	2-3	1	3	4	1	0	5	9
1/3	#12/13 Tennessee	*	31	4-12	2-6	0-0	7	2	3	4	1	0	10
1/6	at Mississippi State	*	28	2-6	0-0	4-6	4	2	1	4	0	1	8
1/10	Vanderbilt	*	34	5-11	1-3	1-4	3	1	5	2	1	3	12
1/13	at #13/12 Georgia	*	39	2-11	0-5	3-8	7	2	3	5	0	6	7
1/17	LSU	*	37	9-16	4-9	2-2	2	2	0	0	1	5	24
1/20	at Florida	*	26	3-9	2-4	0-0	4	4	0	1	0	1	8
1/24	#5/4 Kentucky	*	40	5-11	1-3	5-8	8	1	4	4	2	3	16
1/27	at Arkansas	*	33	2-10	2-6	1-2	2	1	3	2	0	5	7
2/3	Auburn	*	34	2-7	2-7	2-4	4	2	5	3	1	4	8
2/7	at Alabama	*	32	2-8	1-4	0-2	9	2	4	2	0	1	5
2/10	#14/16 Texas A&M	*	38	8-20	0-4	0-0	5	1	4	1	1	4	16
2/14	at #9/7 Kentucky	*	39	3-11	1-4	3-4	6	2	2	1	0	1	10
2/17	at Ole Miss	*	35	1-8	0-2	0-0	6	1	5	1	0	5	2
2/24	Mississippi State	*	32	1-7	0-1	0-0	4	1	3	6	0	5	2
2/28	at Missouri	*	36	5-18	4-12	0-0	5	1	2	0	1	1	14
3/3	Florida	*	39	6-13	0-2	2-6	4	3	8	2	1	5	14
3/7	vs. Alabama^	*	26	3-7	2-4	0-0	3	2	5	2	0	0	8
3/8	vs. #19 TX A&M^	*	38	6-19	2-6	1-2	3	2	5	8	0	1	15
Totals		31	1018	105-311	40-131	46-83	124	52	100	83	15	83	296
			32.8	.338	.305	.554	4.0		3.2			2.7	9.5
<i>SEC Totals</i>		<i>16</i>	<i>553</i>	<i>60-178</i>	<i>20-72</i>	<i>23-46</i>	<i>80</i>	<i>27</i>	<i>52</i>	<i>39</i>	<i>9</i>	<i>49</i>	<i>163</i>
			<i>34.6</i>	<i>.337</i>	<i>.278</i>	<i>.500</i>	<i>5.0</i>		<i>3.3</i>			<i>3.1</i>	<i>10.2</i>

Miscellaneous Stats

	2012-13 Games	Career Games	Career Record	2012-13 Games	Career Games	Career Record	
Dbl-Dbl	0	1	1-0	5+ Assists	8	21	17-4
30+ Points	0	1	1-0	5+ Steals	9	13	10-3
20+ Points	1	5	3-2	Tm-High Pts	5	25	13-12
10+ Points	14	57	33-24	Tm-High Rebs	5	13	8-5
10+ Rebs	0	1	1-0	Tm-High Assts	20	48	30-18

Career Highs – All Games

Pts 30 vs. Clemson, 11/18/10
 3FG 4, 3x, last at Missouri, 2/28/13
 FT 8, 2x, last at Alabama, 2/19/12
 FT % ... 1.000 (6-6) vs. Tenn., 2/17/11
 Rebs 11 at Ole Miss, 1/16/11
 Off Rebs 6 vs. Tennessee, 1/20/11
 Def Rebs 9 at Ole Miss, 1/16/11
 Blks .. 2, 7x, last vs. Kentucky, 1/24/13
 Stls 6, 3x, last at Georgia, 1/13/13
 Assts 8, 2x, last vs. Florida, 3/3/13
 Min 43, 2x, last vs. Drexel, 11/28/12

Career – SEC Games

Pts 24, 2x, last vs. LSU, 1/17/13
 3FG 4, 3x, last at Missouri, 2/28/13
 FT 8, 2x, last at Alabama, 2/19/12
 FT % ... 1.000 (6-6) at Tennessee, 2/17/11
 Rebs 11 at Ole Miss, 1/16/11
 Off Rebs 6 vs. Tennessee, 1/20/11
 Def Rebs 9 at Ole Miss, 1/16/11
 Blks .. 2, 3x, last vs. Kentucky, 1/24/13
 Stls 6 at Georgia, 1/13/13
 Assts 8 vs. Florida, 3/3/13
 Min 43 at Ole Miss, 1/16/11

Season Highs – All Games

Pts 24 vs. LSU, 1/17
 3FG 4, 2x, last at Missouri, 2/28
 FT 5, 2x, last vs. Kentucky, 1/24
 FT % .. 1.000 (5-5) vs. Clemson, 11/18
 Rebs 9 at Alabama, 2/7
 Off Rebs ... 3, 3x, last at Ole Miss, 2/17
 Def Rebs 8 vs. Kentucky, 1/24
 Blks 2, 2x, last vs. Kentucky, 1/24
 Stls 6, 2x, last at Georgia, 1/13
 Assts 8, 2x, last vs. Florida, 3/3
 Min 43 vs. Drexel, 11/28

Season Highs – SEC Games

Pts 24 vs. LSU, 1/17
 3FG 4, 2x, last at Missouri, 2/28
 FT 5 vs. Kentucky, 1/24
 FT % 1.000 (2-2) vs. LSU, 1/17
 Rebs 9 at Alabama, 2/7
 Off Rebs ... 3, 2x, last at Ole Miss, 2/17
 Def Rebs 8 vs. Kentucky, 1/24
 Blks 2 vs. Kentucky, 1/24
 Stls 6 at Georgia, 1/13
 Assts 8 vs. Florida, 3/3
 Min 40 vs. Kentucky, 1/24

Career Stats at South Carolina

Year	GP	GS	Min	Avg	FG	FGA	Pct	3FG	FGA	Pct	FT	FTA	Pct	Off	Def	Tot	Avg	PF	FO	A	TO	Blk	Stl	Pts	Avg
2009-10	29	6	589	20.3	57	174	.328	17	47	.362	26	40	.650	31	44	75	2.6	55	0	35	58	8	26	157	5.4
2010-11	33	31	991	30.0	137	389	.352	38	132	.288	91	146	.623	37	90	127	3.9	81	2	56	82	10	79	403	12.1
2011-12	35	33	1040	29.7	98	310	.316	20	85	.235	59	89	.663	35	116	151	4.3	72	1	113	90	19	63	275	7.9
2012-13	31	31	1018	32.8	105	311	.338	40	131	.305	46	83	.554	33	91	124	4.0	52	0	100	83	15	83	296	9.5
Career	128	101	3638	28.4	397	1184	.335	115	395	.291	222	358	.620	136	341	477	3.7	260	3	304	313	52	251	1131	8.8

IEASIA WALKER (continued)

- Kept the team in game against Florida (March 3), scoring 12 of her 14 points in first half on 5-of-8 shooting while her teammates shot just 5-of-20 (.250), then handed out five of her career-high tying eight assists in second half
- Scored 10 of her team-high 16 points against Texas A&M (Feb. 10) in first six minutes of second half
- Named SEC Player of the Week (Jan. 28) for efforts in wins over Arkansas and Kentucky
- Picked up three of her five steals at Arkansas (Jan. 27) in the second half, including two in final six minutes to hold off charging Razorbacks
- Played every second of win over #5/4 Kentucky (Jan. 24) and led team in points, rebounds, assists and steals, posting nine points, three assists and three steals of her totals in decisive second half
- Scored 1,000th career point among game-high 24 against LSU (Jan. 17), hitting four 3s and swiping five steals
- Tied career high with six steals at #13/12 Georgia (Jan. 13), including five in the second half, adding seven points, seven rebounds and three assists
- Posted eight of her 12 points against Vanderbilt (Jan. 10) in the first half and handed out four of her five assists in the second half to help stave off any Commodore comeback
- Scored five of her eight points at Mississippi State (Jan. 6) early in the second half to help the Gamecocks pull away for the victory
- Hit back-to-back 3s to send team into lockerroom down just one to #12/13 Tennessee (Jan. 3), finishing with 10 points, team-high seven rebounds and three assists
- Stuffed the box score with nine points, four assists and five steals against Western Carolina (Dec. 29)
- Tied her career high with six steals against SC State (Dec. 21)
- Scored 15 points against #1/1 Stanford (Dec. 19), including four in final minute to keep chance of win alive, while handing out three assists and swiping four steals, one of which she turned into a layup that earned her No. 9 spot on ESPN SportsCenter's Top 10
- Played 43 minutes against Drexel (Nov. 28), locking down Dragons' top scorer for the final nine minutes of the game to finish off comeback win
- Handed out a career-high eight assists at Louisiana Tech (Nov. 12), including five on the first seven baskets of the game

Career NCAA Tournament Game-by-Game

Date	Opponent	GS	MIN	FG-A	3FG-A	FT-A	Reb	PF	A	TO	B	S	TP
3/17/12	E. Michigan	*	27	2-3	0-1	2-3	6	1	5	4	0	1	6
3/19/12	at #13/15 Purdue	*	36	6-12	2-3	3-4	6	2	4	3	0	2	17
3/24/12	vs. #2/2 Stanford	*	31	1-7	0-1	2-2	6	5	4	2	2	1	4
Totals		3	94	9-22	2-5	7-9	18	8	13	9	2	4	27
			31.3	.409	.400	.778	6.0	4.3			1.3	9.0	

ALEIGHSA WELCH

#24



6-0 • Sophomore • Forward • Goose Creek, S.C. • Goose Creek

- Earned her first All-SEC nod with a spot on the second team
- Has started every game this season
- Already ranks 11th in school history with 225 career offensive rebounds and is one of three Gamecocks all-time to have multiple seasons with at least 100 offensive boards (121 this season ranks third; 104 in 2011-12 ranks seventh)
- Holds the school record with 56 offensive boards in the SEC regular season
- Has nine double-doubles (Savannah St., vs. Hampton, vs. FGCU, Drexel, at Seton Hall, SC State, at Alabama, Miss. St., Florida) – first of her career
- Leads the SEC in offensive rebounds per game (3.9), ranks ninth in total rebounds per game and is 22nd in scoring
- Has led the team in scoring 10 times (Savannah St., vs. Hampton, at Seton Hall, Stanford, Miss. St., Vandy, at Georgia, at Alabama, at Kentucky, Miss. St.)
- Has led the team in rebounding 10 times (at LA Tech, Savannah St., vs. FGCU, Drexel, SC State, Miss. St., at Florida, Miss. St., at Missouri, Florida)
- Has scored in double figures 20 times, including a 20-point game, and has pulled down double-digit rebounds 11 times
- Went 7-of-8 from the free throw line in the second-round SEC Tournament game against Alabama (March 7)
- Scored 10 of her 14 points against Florida (March 3) in the second half, highlighted by six during an 8-0 run that put the game away, and finished with her ninth double-double of the season
- Netted career-high 20 points against Mississippi State (Feb. 24), including 8-of-12 from free throw line, and complete her eighth double-double with six offensive boards among her 11 rebounds
- Was perfect from the field and FT line at Ole Miss (Feb. 17) en route to 11 points
- Scored 10 of team-high 15 points at No. 9/7 Kentucky (Feb. 14) to hold off Wildcat surge early in second half
- Grabbed six of her eight rebounds against No. 14/16 Texas A&M (Feb. 10) on offensive end, her eighth game of the season with at least six offensive boards
- Scored team's first six points in 13-3 run that opened second half at Alabama (Feb. 7) to finish with double-double, including 11 points and seven rebounds in second half
- Hit a pair of free throws in final minute to seal win over Auburn (Feb. 3)

Career Highlights

2013 All-SEC Second Team
 2012 Paradise Jam Reef Division MOP
 2012 SEC All-Freshman Team (Coaches)

Miscellaneous Stats

	2012-13 Games	Career Games	Career Record
Double-Double	9	9	9-0
20+ Points	1	1	1-0
10+ Points	20	30	25-5
10+ Rebounds	11	13	12-1
Team-High Points	10	14	9-5
Team-High Rebs.	10	26	22-4
Team-High Assts.	4	4	2-2

2012-13 Game-by-Game Stats

Date	Opponent	GS	MIN	FG-A	3FG-A	FT-A	Reb	PF	A	TO	B	S	TP
11/9	Elon	*	25	4-6	0-0	1-2	9	1	1	2	0	3	9
11/12	at LA Tech	*	26	4-6	0-0	6-8	8	3	1	0	2	2	14
11/15	Savannah State	*	22	5-6	0-0	3-3	12	0	0	1	0	0	13
11/18	Clemson	*	25	2-4	0-0	3-5	6	2	0	3	1	1	7
11/22	vs. Hampton	*	31	6-7	0-0	4-6	11	0	1	7	0	1	16
11/23	vs. Fla. Gulf Coast	*	23	6-7	0-0	2-3	11	1	0	1	0	0	14
11/24	vs. DePaul	*	26	3-7	0-0	3-6	10	3	1	2	0	0	9
11/28	Drexel	*	42	5-7	1-1	1-3	15	1	0	2	0	0	12
12/2	at Seton Hall	*	32	5-11	0-0	4-4	10	1	0	2	0	1	14
12/9	vs. Furman	*	17	3-4	0-0	5-6	3	0	0	0	0	0	11
12/19	#1/1 Stanford	*	34	7-10	0-0	3-6	5	3	2	0	0	0	17
12/21	SC State	*	26	5-6	0-0	6-9	14	0	0	2	0	1	16
12/29	Western Carolina	*	18	3-4	0-0	2-2	6	0	2	1	0	1	8
1/3	#12/13 Tennessee	*	22	3-7	0-0	0-1	5	2	0	1	0	0	6
1/6	at Mississippi State	*	31	5-9	0-0	6-8	7	4	3	0	0	0	16
1/10	Vanderbilt	*	29	6-8	0-0	1-2	5	2	1	1	0	1	13
1/13	at #13/12 Georgia	*	33	8-10	0-0	3-5	5	2	1	2	0	1	19
1/17	LSU	*	32	4-7	0-0	6-9	3	3	2	2	0	1	14
1/20	at Florida	*	38	2-8	0-0	4-5	12	1	0	0	1	1	8
1/24	#5/4 Kentucky	*	36	4-7	0-0	3-5	7	2	1	1	1	2	11
1/27	at Arkansas	*	39	3-5	0-0	1-1	5	0	2	1	3	0	7
2/3	Auburn	*	37	2-4	0-0	6-8	3	2	1	1	1	2	10
2/7	at Alabama	*	35	6-8	0-0	4-5	10	1	1	1	1	1	16
2/10	#14/16 Texas A&M	*	36	2-9	0-0	2-2	8	0	0	1	1	0	6
2/14	at #9/7 Kentucky	*	34	4-7	0-0	7-9	4	3	4	3	3	0	15
2/17	at Ole Miss	*	23	4-4	0-0	3-3	5	4	2	2	1	0	11
2/24	Mississippi State	*	33	6-9	0-0	8-12	11	2	0	3	2	0	20
2/28	at Missouri	*	36	1-5	0-0	6-7	5	2	2	0	2	3	8
3/3	Florida	*	36	4-5	0-0	6-9	10	3	1	3	0	3	14
3/7	vs. Alabama^	*	18	1-3	0-0	7-8	4	1	1	1	0	0	9
3/8	vs. #19 TX A&M^	*	31	2-6	0-0	4-6	6	4	3	3	0	0	8
Totals		31	926	125-206	1-1	120-168	239	53	33	50	19	25	371
			29.9	.607	1.00	.714	7.7		1.1				12.0
<i>SEC Totals</i>		<i>6</i>	<i>530</i>	<i>64-112</i>	<i>0-0</i>	<i>66-91</i>	<i>109</i>	<i>33</i>	<i>21</i>	<i>22</i>	<i>16</i>	<i>15</i>	<i>194</i>
			<i>33.1</i>	<i>.571</i>	<i>—</i>	<i>.725</i>	<i>6.8</i>		<i>1.3</i>				<i>12.1</i>

- Blocked three shots at Arkansas (Jan. 27), including potential game-tying attempt in final 10 seconds
- Rallied against #5/4 Kentucky (Jan. 24) with eight points and five boards of her totals coming in second half
- Reeled in nine of her 12 rebounds at Florida (Jan. 20) in the second half and tied her career high with eight offensive

Career Highs – All Games

Pts 20 vs. Mississippi State, 2/24/13
FT 10 at Xavier, 11/30/11
FT % 1.00 (4-4) at Seton Hall, 12/2
Rebs 15 vs. Drexel, 11/28/12
Off Rebs 8, 4x, last at Florida, 1/20/13
Def Rebs 8, 2x, last vs. Florida, 3/3/13
Blks 4 at NC State, 12/4/11
Stls 3, 3x, last vs. Florida, 3/3/13
Assts 4 at Kentucky, 2/14/13
Min 42 vs. Drexel, 11/28/12

Career – SEC Games

Pts 20 vs. Mississippi State, 2/24/13
FT 8 vs. Mississippi State, 2/24/13
FT % 1.00 (3-3) at Ole Miss, 2/17/13
Rebs 12 at Florida, 1/20/13
Off Rebs 8 at Florida, 1/20/13
Def Rebs 8 vs. Florida, 3/3/13
Blks 3, 2x, last at Kentucky, 2/14/13
Stls 3, 2x, last vs. Florida, 3/3/13
Assts 4 at Kentucky, 2/14/13
Min 39 at Arkansas, 1/27/13

Season Highs – All Games

Pts 20 vs. Mississippi State, 2/24
FT 8 vs. Mississippi State, 2/24
FT % 1.00 (4-4) at Seton Hall, 12/2
Rebs 15 vs. Drexel, 11/28
Off Rebs 8, 3x, last at Florida, 1/20
Def Rebs 8, 2x, last vs. Florida, 3/3
Blks 3, 2x, last at Kentucky, 2/14
Stls 3, 3x, last vs. Florida, 3/3
Assts 4 at Kentucky, 2/14
Min 42 vs. Drexel, 11/28

Season Highs – SEC Games

Pts 20 vs. Mississippi State, 2/24
FT 8 vs. Mississippi State, 2/24
FT % 1.00 (3-3) at Ole Miss, 2/17
Rebs 12 at Florida, 1/20
Off Rebs 8 at Florida, 1/20
Def Rebs 8 vs. Florida, 3/3
Blks 3, 2x, last at Kentucky, 2/14
Stls 3, 2x, last vs. Florida, 3/3
Assts 4 at Kentucky, 2/14
Min 39 at Arkansas, 1/27

Career Stats at South Carolina

Year	GP	GS	Min	Avg	FG	FGA	Pct	3FG	FGA	Pct	FT	FTA	Pct	Off	Def	Tot	Avg	PF	FO	A	TO	Blk	Stl	Pts	Avg
2011-12	33	2	694	21.0	98	167	.587	0	1	.000	56	98	.571	104	96	200	6.1	41	0	18	40	22	19	252	7.6
2012-13	31	31	926	29.9	125	206	.607	1	1	1.000	120	168	.714	121	118	239	7.7	53	0	33	50	19	25	371	12.0
Career	64	33	1620	25.3	223	373	.598	1	2	.500	176	266	.662	225	214	439	6.9	94	0	51	90	41	44	623	9.7

ALEIGHSA WELCH (continued)

- Hit four free throws in final minute to seal win against LSU (Jan. 17) to cap off 14-point, seven-rebound effort
- Tied her career high with 19 points at #13/12 Georgia (Jan. 13), hitting 8-of-10 from the field, and made the play that resulted in a pair of Sancheon White free throws to pull Gamecocks within a point in the final 45 seconds
- Scored eight of her team-high 13 points against Vanderbilt (Jan. 10) in just 11 minutes of first-half action
- Led team in points, rebounds and assists at Mississippi State (Jan. 6)
- Limited by foul trouble to just nine minutes in first half against #12/13 Tennessee (Jan. 3), finishing with just six points and five rebounds
- Tied her career high with eight offensive rebounds among her 14 against SC State (Dec. 21) while also adding 16 points for her sixth double-double of the season
- Scored 13 of her 17 points against #1/1 Stanford (Dec. 19) in the second half, including a free throw to tie the game with 1:14 left to play
- Snagged a career-high 15 rebounds against Drexel (Nov. 28), the second-most in the SEC this season
- Named Paradise Jam MOP, averaging 10.3 points and 9.3 rebounds to guide team to Reef Division title
- Scored 10 of team's first 13 second-half points to pull away from Hampton (Nov. 22)
- Posted first career double-double with 13 points and 12 rebounds against Savannah State (Nov. 15)
- Was great on the inside at Louisiana Tech (Nov. 12), to finish with 14 points, eight rebounds, two blocks and two steals

Career NCAA Tournament Game-by-Game

Date	Opponent	GS	MIN	FG-A	3FG-A	FT-A	Reb	PF	A	TO	B	S	TP
3/17/12	E. Michigan		10	2-3	0-0	4-5	1	1	0	0	0	2	8
3/19/12	at #13/15 Purdue		24	2-4	0-0	0-3	8	1	0	1	0	1	4
3/24/12	vs. #2/2 Stanford		22	4-8	0-0	0-0	12	1	0	0	0	0	8
Totals		0	56	8-15	0-0	4-8	21	3	0	1	0	3	20
			18.7	.533	—	.500	8.0				1.0	6.7	

SANCHEON WHITE

#20



5-10 • Senior • Guard • Hammond, Ind. • Central Arizona College

- Has started every game this season
- Has led the team in rebounding three times (at LA Tech, Tennessee, Vandy)
- Has scored in double figures three times
- Hit a 3 to cap a 19-4 run in the first half of the second-round SEC Tournament game against Alabama (March 7)
- Skied for a defensive rebound to stymie a Florida (March 3) run midway through the second half, finishing with five boards in the game
- Swiped three steals for the third-straight game and hit free throws to pull Gamecocks within a point in final 45 seconds at #13/12 Georgia (Jan. 13)
- Dominated defensively against Vanderbilt (Jan. 10), swiping three steals, blocking three shots and playing key role in holding SEC's most accurate 3-point shooting team to just 2-of-7 from behind the arc, all while snagging a game-high eight rebounds
- Matched her career high with 11 points at Mississippi State (Jan. 6), including nine in the second half sparked by three steals she turned into layups to help the Gamecocks pull away
- Tied for team-high honors with seven rebounds against #12/13 Tennessee (Jan. 3) to go with seven points
- Challenged for three offensive rebounds against #1/1 Stanford (Dec. 19) and scored a pull-up jumper to give team 44-42 lead with 2:33 left to play
- Hit tying 3-pointer to send Drexel game (Nov. 28) to overtime and blocked potential game-tying 3-point attempt in last 10 seconds of extra period
- Scored a career-high 11 points against Florida Gulf Coast (Nov. 23) and followed it with 10 points against DePaul the next day to help team win Paradise Jam Reef Division title

Miscellaneous Stats

	2012-13 Games	Career Games	Career Record
Double-Double	0	0	0-0
10+ Points	3	5	5-0
10+ Rebounds	0	1	0-1
Team-High Points	0	0	0-0
Team-High Rebs.	3	6	3-3
Team-High Assts.	2	4	4-0

2012-13 Game-by-Game Stats

Date	Opponent	GS	MIN	FG-A	3FG-A	FT-A	Reb	PF	A	TO	B	S	TP
11/9	Elon	*	13	4-6	0-0	0-0	1	1	2	0	0	0	8
11/12	at LA Tech	*	33	2-7	0-1	0-0	8	2	2	1	1	2	4
11/15	Savannah State	*	20	3-7	1-2	2-2	4	2	1	0	0	0	9
11/18	Clemson	*	20	1-3	0-2	1-2	6	3	0	1	1	1	3
11/22	vs. Hampton	*	30	0-3	0-0	0-0	6	2	0	0	0	1	0
11/23	vs. Fla. Gulf Coast	*	29	5-11	1-1	0-1	5	0	2	2	0	3	11
11/24	vs. DePaul	*	35	5-7	0-1	0-1	5	2	0	1	0	1	10
11/28	Drexel	*	40	1-7	1-2	2-2	4	3	2	0	4	2	5
12/2	at Seton Hall	*	26	2-6	0-2	4-4	1	0	0	0	1	1	8
12/9	vs. Furman	*	23	1-6	0-1	0-0	2	1	2	0	2	3	2
12/19	#1/1 Stanford	*	34	2-9	1-3	0-0	3	1	0	1	1	1	5
12/21	SC State	*	17	1-6	1-3	0-0	1	3	0	2	0	0	3
12/29	Western Carolina	*	23	3-5	1-1	0-0	2	2	2	1	0	0	7
1/3	#12/13 Tennessee	*	28	3-9	0-2	1-2	7	1	1	1	0	0	7
1/6	at Mississippi State	*	29	5-9	0-1	1-2	6	3	0	1	0	3	11
1/10	Vanderbilt	*	32	1-5	0-0	3-3	8	3	2	3	3	3	5
1/13	at #13/12 Georgia	*	35	0-5	0-2	2-2	4	4	1	4	0	3	2
1/17	LSU	*	27	0-5	0-3	0-0	2	4	3	1	0	0	0
1/20	at Florida	*	14	0-4	0-1	0-0	3	5	1	1	0	0	0
1/24	#5/4 Kentucky	*	20	0-6	0-1	0-0	3	1	0	1	0	1	0
1/27	at Arkansas	*	27	2-5	1-3	0-0	2	3	2	2	2	1	5
2/3	Auburn	*	22	1-3	1-2	0-0	2	1	1	2	0	0	3
2/7	at Alabama	*	32	2-8	0-5	2-3	7	1	0	2	0	0	6
2/10	#14/16 Texas A&M	*	29	1-7	0-3	0-0	7	4	1	1	0	0	2
2/14	at #9/7 Kentucky	*	20	1-3	0-1	0-0	3	4	0	2	0	0	2
2/17	at Ole Miss	*	24	2-7	0-2	0-0	6	1	2	2	0	1	4
2/24	Mississippi State	*	29	2-6	1-2	0-0	2	0	1	0	0	2	5
2/28	at Missouri	*	29	2-4	0-2	0-0	3	4	0	1	0	0	4
3/3	Florida	*	27	1-6	0-1	1-2	5	1	1	0	0	0	3
3/7	vs. Alabama^	*	21	2-5	1-2	0-0	1	1	1	0	0	1	5
3/8	vs. #19 TX A&M^	*	28	1-2	0-0	0-1	6	3	0	2	0	1	2
Totals		31	816	56-182	10-52	19-27	125	66	30	35	15	31	141
			26.3	.308	.192	.704	4.0	1.0	1.0	1.0	4.5		
<i>SEC Totals</i>		<i>16</i>	<i>424</i>	<i>23-92</i>	<i>3-31</i>	<i>10-14</i>	<i>70</i>	<i>40</i>	<i>16</i>	<i>24</i>	<i>5</i>	<i>14</i>	<i>59</i>
			<i>26.5</i>	<i>.250</i>	<i>.097</i>	<i>.714</i>	<i>4.4</i>	<i>1.0</i>					<i>3.7</i>

Career Highs – All Games

Pts 11, 2x, last at Miss. St., 1/6/13
 3FG 2 vs. Kentucky, 1/15/12
 FT 4, 2x, last at Seton Hall, 12/2/12
 FT % ... 1.000 (4-4) at Seton Hall, 12/2/12
 Rebs..... 13 at Auburn, 1/19/12
 Off Rebs 6 at Auburn, 1/19/12
 Def Rebs..... 7 at Auburn, 1/19/12
 Blks 4 vs. Drexel, 11/28/12
 Stls 3, 6x, last at Georgia, 1/13/13
 Assts 3, 3x, last vs. LSU, 1/17/13
 Min..... 40 vs. Drexel, 11/28/12

Season Highs – All Games

Pts 11, 2x, last at Mississippi St., 1/6
 3FG 1, 10x, last vs. Alabama, 3/7
 FT 4 at Seton Hall, 12/2
 FT % .. 1.000 (4-4) at Seton Hall, 12/2
 Rebs..... 8, 2x, last vs. Vanderbilt, 1/10
 Off Rebs 5 at LA Tech, 11/12
 Def Rebs..... 6 vs. Vanderbilt, 1/10
 Blks 4 vs. Drexel, 11/28
 Stls 3, 5x, last at Georgia, 1/13
 Assts 3 vs. LSU, 1/17
 Min..... 40 vs. Drexel, 11/28

Career – SEC Games

Pts 11 at Mississippi State, 1/6/13
 3FG 2 vs. Kentucky, 1/15/12
 FT 3 vs. Vanderbilt, 1/10/13
 FT % 1.00 (3-3) vs. Vanderbilt, 1/10/13
 Rebs..... 13 at Auburn, 1/19/12
 Off Rebs 6 at Auburn, 1/19/12
 Def Rebs..... 7 at Auburn, 1/19/12
 Blks 3 vs. Vanderbilt, 1/10/13
 Stls 3, 3x, last at Georgia, 1/13/13
 Assts 3 vs. LSU, 1/17/13
 Min..... 35 at Georgia, 1/13/13

Season Highs – SEC Games

Pts 11 at Mississippi State, 1/6
 3FG 1, 3x, last vs. Miss. State, 2/24
 FT 3 vs. Vanderbilt, 1/10
 FT % 1.00 (3-3) vs. Vanderbilt, 1/10
 Rebs..... 8 vs. Vanderbilt, 1/10
 Off Rebs 3, 3x, last vs. TAMU, 2/10
 Def Rebs..... 6 vs. Vanderbilt, 1/10
 Blks 3 vs. Vanderbilt, 1/10
 Stls 3, 3x, last at Georgia, 1/13
 Assts 3 vs. LSU, 1/17
 Min..... 35 at Georgia, 1/13

Career NCAA Tournament Game-by-Game

Date	Opponent	GS	MIN	FG-A	3FG-A	FT-A	Reb	PF	A	TO	B	S	TP
3/17/12	E. Michigan		16	1-2	0-1	0-0	3	1	1	2	0	0	2
3/19/12	at #13/15 Purdue		1	0-0	0-0	0-0	0	0	0	0	0	0	0
3/24/12	vs. #2/2 Stanford		1	0-0	0-0	0-0	0	0	0	0	0	0	0
Totals		0	18	1-2	0-1	0-0	3	1	1	2	0	0	2
			6.0	.500	.000	—	1.0						0.7

Career Stats at South Carolina

Year	GP	GS	Min	Avg	FG	FGA	Pct	3FG	FGA	Pct	FT	FTA	Pct	Off	Def	Tot	Avg	PF	FO	A	TO	Blk	Stl	Pts	Avg
2011-12	35	1	460	13.1	45	131	.344	7	30	.233	25	43	.581	31	54	86	2.4	49	0	21	30	7	30	122	3.5
2012-13	31	31	816	26.3	56	182	.308	10	52	.192	19	27	.704	50	75	125	4.0	66	1	30	35	15	31	263	4.0
Career	66	32	1276	19.3	101	313	.323	17	82	.207	44	70	.629	81	129	210	3.2	115	1	51	65	22	61	263	4.0

South Carolina's NCAA Tournament History

2012 • No. 5 Seed in Fresno Region • Sweet 16 • Head Coach: Dawn Staley • Final record: 25-10 overall; 10-6 SEC

Date	Opponent	Result	Score	Site	SC Points	SC Rebs.	Opp. Points	Opp. Rebs.
3/17	vs. No. 12 E. Michigan	W	80-48	W. Lafayette, Ind.	12-Grant	7-Bruner	14-Redditt	12-Watkins
3/19	at No. 4 Purdue	W	72-61	W. Lafayette, Ind.	21-Grant	8-Welch	15-Houser	13-Ostarello
3/25	vs. No. 1 Stanford	L	60-76	Fresno, Calif.	18-Sutton	12-Welch	39-N. Ogwumike	10-Ogwumike, Ogwumike

2003 • No. 5 Seed in East Region • Second Round • Head Coach: Susan Walvius • Final record: 23-8 overall; 9-5 SEC

Date	Opponent	Result	Score	Site	SC Points	SC Rebs.	Opp. Points	Opp. Rebs.
3/23	vs. No. 12 Chattanooga	W	68-54	University Park, Pa.	18-Ciocan	14-Ujhelyi	18-Warfield	7-Patton
3/25	at No. 4 Penn State	L	67-77	University Park, Pa.	21-Penn	9-Penn	27-Mazzante	4-Joseph, Wright

2002 • No. 3 Seed in East Region • Elite Eight • Head Coach: Susan Walvius • Final record: 25-7 overall; 10-4 SEC

Date	Opponent	Result	Score	Site	SC Points	SC Rebs.	Opp. Points	Opp. Rebs.
3/16	No. 14 Liberty	W	69-61	Columbia, S.C.	19-Ujhelyi	14-Penn	19-Walker	9-Foreid
3/18	No. 6 Cincinnati	W	75-56	Columbia, S.C.	21-Geter	10-Geter	13-Sharp, King	8-Wilder
3/23	vs. No. 7 Drake	W	79-65	Raleigh, N.C.	19-Penn, Gortman	8-Penn	20-Bennett	8-Anderson
3/25	vs. No. 1 Duke	L	68-77	Raleigh, N.C.	17-Gortman	9-Penn	24-Beard	7-Beard, Tillis

1991 • No. 7 Seed in Mideast Region • First Round • Head Coach: Nancy Wilson • Final record: 22-9 overall; 12-2 Metro

Date	Opponent	Result	Score	Site	SC Points	SC Rebs.	Opp. Points	Opp. Rebs.
3/13	at No. 10 Vanderbilt	L	64-73	Nashville, Tenn.	27-Williams	14-Williams	24-Scholtens	16-Scholtens

1990 • No. 5 Seed in Mideast Region • Sweet 16 • Head Coach: Nancy Wilson • Final record: 24-9 overall; 13-1 Metro

Date	Opponent	Result	Score	Site	SC Points	SC Rebs.	Opp. Points	Opp. Rebs.
3/14	No. 12 Bowling Green	W	93-50	Columbia, S.C.	22-Middleton	11-Hunt	15-Thompson	7-Bonner
3/17	at No. 4 Northwestern	W	76-67	Evanston, Ill.	21-Middleton	15-Banner	19-Savage	7-Savage, Kennelly
3/22	vs. No. 1 Washington	L	61-73	Iowa City, Iowa	20-Hunt	10-Hunt	17-Deden	10-Deden

1989 • No. 6 Seed in Midwest Region • First Round • Head Coach: Nancy Wilson • Final record: 23-7 overall; 10-2 Metro

Date	Opponent	Result	Score	Site	SC Points	SC Rebs.	Opp. Points	Opp. Rebs.
3/15	No. 11 Tenn. Tech	L	73-77	Columbia, S.C.	31-Hunt	12-Hunt	23-Brown	12-Clayton

1988 • No. 8 Seed in Midwest Region • Second Round • Head Coach: Nancy Wilson • Final record: 23-11 overall; 10-2 Metro

Date	Opponent	Result	Score	Site	SC Points	SC Rebs.	Opp. Points	Opp. Rebs.
3/16	No. 9 Alabama	W	77-63	Columbia, S.C.	21-Middleton	11-Parker	22-Vaughn	12-Heard
3/20	at No. 1 Texas	L	58-77	Austin, Texas	15-Parker	10-Hawkins	19-Wimbish	9-Conwell

1986 • No. 7 Seed in Mideast Region • First Round • Head Coach: Nancy Wilson • Final record: 19-11 overall; 9-1 Metro

Date	Opponent	Result	Score	Site	SC Points	SC Rebs.	Opp. Points	Opp. Rebs.
3/12	No. 10 Middle Tenn. St.	L	77-78 (OT)	Columbia, S.C.	24-Southers	18-Gilmore	20-Willbanks	11-Willbanks

1982 • No. 3 in Midwest Region • Sweet 16 • Head Coach: Terry Kelly • Final record: 23-8 overall

Date	Opponent	Result	Score	Site	SC Points	SC Rebs.	Opp. Points	Opp. Rebs.
3/14	No. 6 East Carolina	W	79-54	Columbia, S.C.	30-Southers	19-Southers, Foster	14-Denkler	9-Chaney
3/18	vs. No. 2 Kentucky	L	69-73	Ruston, La.	23-Foster	19-Foster	29-Still	13-Still

Field of 32 teams 1982, 1984-85

Field of 40 teams 1983, 1986-88

Field of 48 teams 1989-93

Field of 64 teams 1994-present

Opponents listed with regional seed, not national ranking

South Carolina's NCAA Tournament Game-by-Game NCAA Tournament Line Scores

Date	Team	Site	Result	1st	2nd	OT	Total	FG-A	Pct.	3FG-A	Pct.	FT-A	Pct.	REBOUNDS		PF	A	TO	Blk	Stl
														Off-Def-Tot						
3/14/82	South Carolina	H	W	34	45	-	79	33-57	.579	—	—	13-22	.591	50	21	20	25	8	7	
	East Carolina			14	40	-	54	21-75	.280	—	—	12-22	.545	40	23	12	17	0	11	
3/18/82	South Carolina	N	L	34	35	-	69	32-67	.478	—	—	5-9	.555	13-37-50	17	18	26	4	6	
	Kentucky			38	35	-	73	33-74	.446	—	—	7-16	.438	13-22-35	14	17	12	0	12	
3/12/86	South Carolina	H	L (OT)	35	31	11	77	32-70	.457	—	—	13-20	.650	48	18	22	16	3	9	
	Middle Tennessee State			28	38	12	78	35-79	.443	—	—	8-17	.471	48	22	20	15	4	8	
3/16/88	South Carolina	H	W	34	43	-	77	24-44	.545	1-3	.333	28-45	.622	13-31-44	17	18	22	7	10	
	Alabama			22	41	-	63	26-72	.361	2-12	.167	9-21	.429	21-22-43	31	11	19	0	14	
3/20/88	South Carolina	A	L	30	28	-	58	25-65	.385	0-4	.000	8-12	.667	21-24-45	19	7	24	2	7	
	Texas			34	43	-	77	32-68	.471	0-0	—	13-24	.542	15-21-36	15	11	13	3	13	
3/15/89	South Carolina	H	L	49	24	-	73	28-58	.483	3-9	.333	14-17	.824	12-17-29	16	21	16	4	8	
	Tennessee Tech			38	39	-	77	34-67	.504	1-3	.333	8-13	.615	16-24-40	15	15	21	1	9	
3/14/90	South Carolina	H	W	42	51	-	93	36-60	.600	4-7	.571	17-23	.739	8-35-43	16	23	20	3	13	
	Bowling Green			22	28	-	50	19-65	.292	0-7	.000	12-16	.750	11-22-33	16	12	25	0	10	
3/17/90	South Carolina	A	W	38	38	-	76	32-67	.478	5-5	1.000	7-12	.583	13-26-39	15	7	13	0	5	
	Northwestern			32	35	-	67	28-60	.467	0-2	.000	11-14	.786	9-25-34	17	15	11	0	6	
3/22/90	South Carolina	N	L	26	35	-	61	25-66	.378	1-6	.167	10-16	.625	18-16-34	13	8	21	0	10	
	Washington			29	44	-	73	32-59	.542	1-3	.333	8-10	.800	11-27-38	17	9	17	3	9	
3/13/91	South Carolina	A	L	31	33	-	64	26-64	.406	4-18	.222	8-13	.615	15-25-40	20	13	14	1	4	
	Vanderbilt			25	48	-	73	26-62	.419	3-14	.214	18-23	.783	13-29-42	12	16	10	5	6	
3/16/02	South Carolina	H	W	41	28	-	69	26-64	.406	4-16	.250	13-23	.565	19-28-47	16	22	19	3	10	
	Liberty			29	32	-	61	24-64	.375	2-11	.182	11-15	.733	16-28-44	19	10	19	3	7	
3/18/02	South Carolina	H	W	27	48	-	75	29-66	.439	4-12	.333	13-17	.765	14-30-44	13	19	12	5	9	
	Cincinnati			24	32	-	56	20-62	.323	8-19	.421	8-9	.889	13-26-39	13	9	18	2	3	
3/23/02	South Carolina	N	W	39	40	-	79	31-66	.470	7-15	.467	10-15	.667	20-17-37	14	20	12	1	16	
	Drake			23	42	-	65	24-50	.480	6-18	.333	11-14	.786	11-18-29	11	15	21	3	6	
3/25/02	South Carolina	N	L	22	46	-	68	30-68	.441	4-10	.400	4-6	.667	11-25-36	20	13	16	1	12	
	Duke			35	42	-	77	28-58	.483	3-10	.300	18-24	.750	9-26-35	9	19	14	9	7	
3/23/03	South Carolina	N	W	35	33	-	68	24-61	.393	6-28	.214	14-18	.778	18-29-47	17	15	20	3	7	
	Chattanooga			32	22	-	54	21-60	.350	4-20	.200	8-13	.615	11-20-31	15	16	17	0	12	
3/25/03	South Carolina	A	L	23	44	-	67	23-57	.404	6-18	.333	15-20	.750	13-28-41	19	15	22	3	8	
	Penn State			37	40	-	77	30-60	.500	7-18	.389	10-16	.625	7-23-30	19	21	13	2	14	
3/17/12	South Carolina	N	W	39	41	-	80	32-60	.533	5-19	.263	11-14	.786	11-27-38	18	22	17	11	11	
	Eastern Michigan			23	25	-	48	16-60	.267	0-3	.000	16-22	.727	16-20-36	12	10	17	3	6	
3/19/12	South Carolina	A	W	33	39	-	72	28-57	.491	6-16	.375	10-20	.500	10-20-30	15	11	12	2	11	
	Purdue			26	35	-	61	22-56	.393	4-10	.400	13-17	.765	16-24-40	21	16	20	5	6	
3/24/12	South Carolina	N	L	30	30	-	60	25-68	.368	4-12	.333	6-10	.600	18-20-38	19	10	11	3	7	
	Stanford			36	40	-	76	28-53	.528	1-1	1.000	19-25	.760	9-27-36	11	15	11	9	5	