



# SOUTH CAROLINA BASKETBALL

MBB CONTACT: EMILY MILES // EFEENEY@MAILBOX.SC.EDU // 803-777-7743 // @EMILYMILES\_SID

## 2016-17 SCHEDULE

OVERALL: 11-3 | SEC: 1-0

### NOVEMBER

6	Newberry +	W, 107-89
11	Louisiana Tech	W, 85-76
13	Holy Cross %	W, 81-49
15	Monmouth %	W, 70-69 (OT)
18	SC State %	W, 92-50
23	No. 25/24 Michigan	W, 61-46
26	vs. No. 18/16 Syracuse !	W, 64-50

### DECEMBER

1	Vermont	W, 68-50
4	FIU	W, 70-54
12	vs. Seton Hall &	L, 67-64
17	at USF	W, 77-66
21	Clemson	L, 62-60
27	Lander	W, 90-62
30	at Memphis	L, 70-54

### JANUARY

4	at Georgia*	W, 67-61
7	<b>Texas A&amp;M*</b>	<b>1:30 p.m./CBS</b>
11	at Tennessee*	6:30 p.m./ SECN
14	<b>Ole Miss*</b>	<b>6:30 p.m./ESPNU</b>
18	<b>Florida*</b>	<b>6:30 p.m./ SECN</b>
21	at Kentucky*	4-8 p.m./ESPN/2
24	<b>Auburn*</b>	<b>6:30 p.m./ SECN</b>
28	at Missouri*	8:30 p.m. SECN

### FEBRUARY

1	at LSU*	9 p.m./ SECN
4	<b>Georgia*</b>	<b>2 p.m./ESPN/2</b>
7	<b>Alabama*</b>	<b>6:30 p.m./ SECN</b>
11	at Mississippi State*	8 p.m./ESPN2
15	<b>Arkansas*</b>	<b>6:30 p.m./ SECN</b>
18	at Vanderbilt*	8:30 p.m./ SECN
21	at Florida*	7 p.m./ESPN
25	<b>Tennessee*</b>	<b>1 p.m./ SECN</b>
28	<b>Mississippi State*</b>	<b>7 p.m./ESPNU</b>

### MARCH

4	at Ole Miss*	8:30 p.m./ SECN
8-12	TBA (SEC Tournament)	TBA

All home games in **bold** | All times listed Eastern  
\* indicates SEC contest | + indicates exhibition | **SECN+** - SEC Network + | **SECN** - SEC Network | **CBSN** - CBS Sports Network | % - Brooklyn Hoops Holiday Invitational (Columbia, S.C.) | ! - Brooklyn Hoops Holiday Invitational (Brooklyn, N.Y.) | & - Under Armour Reunion (New York, N.Y.)

## No. -/RV SOUTH CAROLINA (11-3, 1-0 SEC) vs. Texas A&M (8-5, 0-2 SEC)

SAT., JAN. 7 • COLONIAL LIFE ARENA (18,000) • COLUMBIA, S.C. • 1:30 P.M. ET • CBS



GAMECOCKS



AGGIES

VS

**Head Coach:** Frank Martin (FIU, '93)  
**Record At Carolina:** 81-66 (5th season)  
**Career Record:** 198-120 (10th season)  
**Record vs. A&M:** 7-5

**Top scorer:** Thornwell (18.8)  
**Top rebounder:** Thornwell (7.3)  
**Top assist maker:** Thornwell (3.8)  
**Media Relations:** Emily Miles  
**Twitter Updates:** @GamecockMBB

**Head Coach:** Billy Kennedy (Southeastern Louisiana, '86)  
**Record At A&M:** 107-75 (6th)  
**Career Record:** 318-254 (19th)

**Record vs. S. Carolina:** 3-2  
**Top scorer:** Davis (14.2)  
**Top rebounder:** Davis (7.3)  
**Top assist maker:** Gilder (4.3)  
**Media Relations:** Adam Quisenberry  
**Twitter Updates:** @AggieMensHoops

## GAME 14

**Broadcast:** CBS  
**Play-By-Play:** Spero Dedes  
**Analyst:** Clark Kellogg

**Radio:** Gamecock Radio Network  
**Play-By-Play:** Derek Scott  
**Analyst:** Casey Manning  
**Sirius:** 119; **XM:** 191

**Watch:** cbssports.com  
**Live Stats:** GamecocksOnline.com  
**Tickets:** GamecocksOnline.com

**Series:** Texas A&M leads 3-2  
**Last Meeting:** 81-78 SC win on Feb. 6, 2016, in College Station  
**Series In Columbia:** 1-1  
**Series Trend:** Carolina has won two of the last three meetings

### PROBABLE STARTERS

SOUTH CAROLINA	HT.	WT.	YR.	HOMETOWN	PPG	RPG	MP
G - #0 Sindarius Thornwell	6-5	205	Sr.	Lancaster, S.C.	18.8	7.3	31.5
G - #10 Duane Notice	6-2	225	Sr.	Toronto, Ontario	9.4	2.3	31.1
G - #15 PJ Dozier	6-6	205	So.	Columbia, S.C.	15.9	4.9	27.6
F - #21 Maik Kotsar	6-10	245	Fr.	Tallin, Estonia	8.1	5.3	23.4
F - #30 Chris Silva	6-9	223	So.	Libreville, Gabon	9.3	6.4	19.2

TEXAS A&M	HT.	WT.	YR.	HOMETOWN	PPG	RPG	MPG
G - #3 Admon Gilder	6-4	198	So.	Dallas, Texas	12.5	4.4	31.9
G - #12 Chris Collins	6-3	183	So.	Friendswood, Texas	1.3	1.0	9.6
F - #1 DJ Hogg	6-9	220	So.	Plano, Texas	12.5	4.8	29.4
F - #42 Tavario Miller	6-8	227	Sr.	Long Island, Bahamas	4.2	3.2	12.7
C - #34 Tyler Davis	6-10	270	So.	Plano, Texas	14.2	7.3	24.1

\*\*\*probable starters based on previous game

### TODAY'S GAME

South Carolina looks to begin the SEC campaign with two straight wins on Saturday when Texas A&M visits Columbia for a 1:30 p.m. ET matchup on CBS. The meeting is just the sixth all-time between the two schools and first in Columbia since the 2015 conference season. South Carolina looks for consecutive wins vs. the Aggies, after posting an 81-78 upset win over then-No. 8 A&M last season in College Station.



### GAME STORYLINES

- South Carolina is in its 109th season of varsity basketball in 2016-17.
- On the sidelines, Frank Martin is joined by associate head coach Matt Figger, assistant coaches Perry Clark and Bruce Shingler, and director of operations Andy Assaley.
- The Gamecocks are now 10-16 all-time in SEC openers after posting a 67-61 road win at Georgia to begin the league campaign on Wednesday night at Stegeman Coliseum in Athens. The win snapped a four-game UGA win streak in the series, and was just the third Gamecock win in the last 10 at Stegeman. Sophomore guard PJ Dozier connected on 9-of-17 attempts for a game high 24 points, it was his sixth 20-point performance of the season, while senior guard Sindarius Thornwell filled up the stat sheet in his return with 19 points and 11 rebounds for his eighth career double-double, while he also blocked three shots and had six of Carolina's seven steals. The Gamecocks held J.J. Frazier to just 3-of-10 from the field and 1-of-6 from 3-point range.
- South Carolina is 8-1 at home this season, averaging 75.2 points per game and hitting 45.6% from the field.
- Carolina was 7-2 in SEC home games last season.
- Foul trouble plagued Carolina in a 70-54 loss at Memphis to close the non-conference campaign on Dec. 30. Two Gamecock








### SOCIAL HUB

@GAMECOCKMBB // #GAMECOCKS  
FACEBOOK.COM/GAMECOCKMBB



# SOUTH CAROLINA GAMECOCKS

Overall: 11-3; SEC: 1-0; Home: 8-1; Away: 2-1; Neutral: 1-1

<b>0</b>		<b>SINDARIUS THORNWELL</b> - Sr. - G - 6-5 - 211 - Lancaster, S.C. <b>MIN</b> <b>PTS</b> <b>RBS</b> <b>AST</b> <b>FG%</b> <b>3FG%</b> <b>FT%</b> 31.5 18.8 7.3 3.4 47.6 46.9 84.1	- Named the SEC Player of the Week on Nov. 28 after leading Carolina with 16 points, six rebounds, five assists and three steals in upset win over Syracuse - Matched career high with nine assists in win over Vermont; also 11 points, 3 steals - In return to the court at Georgia, notched 8th career double-double with 19 pts, tied career high with 11 rebs., while also matching career high with six steals
<b>1</b>		<b>KORY HOLDEN</b> - Jr. - G - 6-1 - 181 - Salisbury, Md. <b>MIN</b> <b>PTS</b> <b>RBS</b> <b>AST</b> <b>FG%</b> <b>3FG%</b> <b>FT%</b> 36.3 17.7 3.0 4.2 39.4 38.8 79.5	- Junior guard who transferred from Delaware and will have to sit out the 2016-17 season due to NCAA transfer rules - Tallied 892 points in two seasons at Delaware - Stats listed are from sophomore season at Delaware
<b>2</b>		<b>HASSANI GRAVETT</b> - R-So. - G - 6-1 - 183 - Villa Rica, Ga. <b>MIN</b> <b>PTS</b> <b>RBS</b> <b>AST</b> <b>FG%</b> <b>3FG%</b> <b>FT%</b> 20.5 4.5 2.0 1.8 32.8 25.0 61.1	- Breakout game vs. Seton Hall, tallied a season high 11 points, to go along with three rebounds in 28 minutes - Missed the USF contest due to an ankle sprain - Scored six points, including a free throw with 30 seconds remaining to help seal the win over Georgia in his SEC debut
<b>4</b>		<b>RAKYM FELDER</b> - Fr. - G - 5-10 - 210 - Brooklyn, N.Y. <b>MIN</b> <b>PTS</b> <b>RBS</b> <b>AST</b> <b>FG%</b> <b>3FG%</b> <b>FT%</b> 14.0 4.8 1.2 1.6 42.6 46.7 61.5	- Then-season high 11 points, connecting for three 3s, along with a season best five assists in win at USF - Erupted for 20 points, hitting 5-of-7 from 3-point range vs. Lander, also 4 assists - Tallied second-straight double-figure game with 10 points, an assist and a steal at Memphis
<b>5</b>		<b>TEMARCUS BLANTON</b> - R-So. - G - 6-5 - 206 - Locust Grove, Ga. <b>MIN</b> <b>PTS</b> <b>RBS</b> <b>AST</b> <b>FG%</b> <b>3FG%</b> <b>FT%</b> 4.0 2.3 1.3 0.0 60.0 66.7 50.0	- Played 7 minutes off the bench in win vs. Monmouth, hitting a clutch 3 - DNP vs. SC State and Michigan due to an abdominal strain - Hit a jumper in return to the court in upset win vs. Syracuse - DNP in seven games due to a groin strain (Vermont through Memphis) - Returned to the court at Georgia, saw two minutes of action
<b>10</b>		<b>DUANE NOTICE</b> - Sr. - G - 6-2 - 225 - Toronto, Canada <b>MIN</b> <b>PTS</b> <b>RBS</b> <b>AST</b> <b>FG%</b> <b>3FG%</b> <b>FT%</b> 31.1 9.4 2.3 2.6 32.8 29.6 63.4	- 13 points and five rebounds in win vs. Michigan - Seven points with two assists in upset win over Syracuse - Breakout game vs. FIU, matched career high with 27 points, hitting a career high six 3s - 13 points with three rebounds in win vs. Lander - Two assists and four rebounds in win at Georgia
<b>12</b>		<b>KHADIM GUEYE</b> - Fr. - F - 7-0 - 235 - Dakar, Senegal <b>MIN</b> <b>PTS</b> <b>RBS</b> <b>BLK</b> <b>FG%</b> <b>3FG%</b> <b>FT%</b> 9.0 0.8 1.2 0.4 30.0 0.0 62.5	- Averaged 9.3 points, 9.5 rebounds and 1.2 blocks per game last season at Victory Rock Prep - Tallied first points of the season vs. SC State, scoring six points with five rebounds - Four points, three rebounds and two blocks in win over Lander - Pulled down two rebounds at Memphis
<b>13</b>		<b>TOMMY CORCHIANI</b> - Fr. - G - 6-1 - 173 - Raleigh, N.C. <b>MIN</b> <b>PTS</b> <b>RBS</b> <b>AST</b> <b>FG%</b> <b>3FG%</b> <b>FT%</b> 1.7 0.0 0.3 0.0 0.0 0.0 0.0	- Averaged 12 points, four rebounds and four assists during senior season at Ravesncroft High School - Son of former NC State standout Chris Corchiani - Saw action vs. SC State, collecting a rebound
<b>14</b>		<b>RAN TUT</b> - Jr. - F - 6-9 - 210 - Melbourne, Australia <b>MIN</b> <b>PTS</b> <b>RBS</b> <b>AST</b> <b>FG%</b> <b>3FG%</b> <b>FT%</b> 6.4 0.9 2.1 0.3 33.3 0.0 0.0	- Played two seasons at Monroe College, averaging 10.4 points, 5.9 rebounds and 1.1 blocks in 21.0 minutes per game - Prior to time at Monroe, attended Victory Rock Prep in Bradenton, Fla. - Valuable minutes off the bench in opener vs. La Tech, 4 points, 6 rebounds
<b>15</b>		<b>PJ DOZIER</b> - So. - G - 6-6 - 205 - Columbia, S.C. <b>MIN</b> <b>PTS</b> <b>RBS</b> <b>AST</b> <b>FG%</b> <b>3FG%</b> <b>FT%</b> 27.6 15.9 4.9 3.1 46.4 43.9 73.7	- Career high 26 points/8 rebounds/5 assists/4 steals vs. Clemson - Tallied 13 points with five rebounds and two assists at Memphis - Has posted double figures in nine-straight entering Saturday's game vs. A&M - Scored a game high 24 points, with five assists in win at Georgia - Over the course of the last five games, 20.2 ppg, 5.6 rpg, 4.0 apg, 2.2 spg
<b>20</b>		<b>JUSTIN MCKIE</b> - Sr. - G - 6-4 - 204 - Columbia, S.C. <b>MIN</b> <b>PTS</b> <b>RBS</b> <b>AST</b> <b>FG%</b> <b>3FG%</b> <b>FT%</b> 21.4 5.7 3.1 1.5 36.9 25.7 64.3	- Big vs. Seton Hall, hit two clutch free throws with 31 seconds on the clock to tie the game; scored 9 points with 2 steals, converting both steals into points - Team high four steals, along with three assists and nine points in road win at USF - Third-career double-figure point game with 10 points, two assists at Memphis - 3 points and 5 rebounds in win at Georgia off the bench
<b>21</b>		<b>MAIK KOTSAR</b> - Fr. - F - 6-10 - 245 - Tallin, Estonia <b>MIN</b> <b>PTS</b> <b>RBS</b> <b>AST</b> <b>FG%</b> <b>3FG%</b> <b>FT%</b> 23.4 8.1 5.3 0.6 57.1 0.0 42.9	- 11 points and nine rebounds in road win at USF, playing in season high 30 minutes - 10 points and eight rebounds vs. Clemson before sidelined the final 2:34 of the contest due to cramps - Collected first-career double-double with 10 points and 11 rebounds in win over Lander - Five points and five rebounds at Memphis
<b>23</b>		<b>EVAN HINSON</b> - Fr. - G - 6-4 - 238 - Deltona, Fla. <b>MIN</b> <b>PTS</b> <b>RBS</b> <b>AST</b> <b>FG%</b> <b>3FG%</b> <b>FT%</b> - - - - - - -	- Averaged 23.5 points, 6.8 rebounds and 4.7 assists per game as a junior when he was named the Daytona Beach News-Journal's Player of the Year on the hardwood - Also a member of the Carolina football team, playing tight end
<b>24</b>		<b>SEDEE KEITA</b> - Fr. - F - 6-9 - 240 - Philadelphia, Pa. <b>MIN</b> <b>PTS</b> <b>RBS</b> <b>BLK</b> <b>FG%</b> <b>3FG%</b> <b>FT%</b> 13.6 2.2 2.6 0.5 28.6 0.0 75.0	- Was sidelined during preseason camp due to a wrist injury - Five points with three rebounds vs. Seton Hall - 7 points and five rebounds in win over Lander - Pulled down seven rebounds with two steals in 25 minutes at Memphis
<b>25</b>		<b>CHRISTIAN SCHMITT</b> - Fr. - G - 6-0 - 175 - Mars, Pa. <b>MIN</b> <b>PTS</b> <b>RBS</b> <b>AST</b> <b>FG%</b> <b>3FG%</b> <b>FT%</b> 1.7 0.0 0.0 0.0 0.0 0.0 0.0	- Walk-on who joined the Gamecocks this fall - Averaged 12.0 points, 3.0 rebounds and 5.0 assists per game during senior season at Mars Area High - Saw action vs. SC State and Lander
<b>30</b>		<b>CHRIS SILVA</b> - So. - F - 6-9 - 223 - Libreville, Gabon <b>MIN</b> <b>PTS</b> <b>RBS</b> <b>BLK</b> <b>FG%</b> <b>3FG%</b> <b>FT%</b> 19.2 9.3 6.4 2.1 59.7 0.0 69.1	- Career high 14 points vs. Clemson, also four rebounds - 6 points with 11 rebounds and three blocks in win over Lander - Leads the team and is among SEC leaders with 2.0 blocks per game - Fouled out with six points and eight rebounds at Memphis - 6-of-7 from the floor, for 13 points, with three blocks in win at Georgia
<b>31</b>		<b>JARRELL HOLLIMAN</b> - R-Jr. - F - 6-7 - 206 - Alpharetta, Ga. <b>MIN</b> <b>PTS</b> <b>RBS</b> <b>AST</b> <b>FG%</b> <b>3FG%</b> <b>FT%</b> 6.4 0.5 0.7 0.2 33.3 0.0 1.000	- R-junior forward who saw action in four contests last season - Career high 14 minutes in opener vs. La Tech, scoring first points of his career, finishing with four points and an assist - Collected a rebound vs. Holy Cross in 12 minutes off the bench
<b>34</b>		<b>JOHN RAGIN</b> - So. - G - 6-2 - 177 - Eastover, S.C. <b>MIN</b> <b>PTS</b> <b>RBS</b> <b>AST</b> <b>FG%</b> <b>3FG%</b> <b>FT%</b> - - - - - - -	- Saw action in four contests before an illness sidelined him for the final 11 games of the season - Tallied two points in home win vs. Francis Marion (Dec. 30)

## INTERVIEW POLICIES

All interview requests must be made in advance to SID Emily Miles in the South Carolina Media Relations Office. Beginning with the start of practice in October, Miles will release a weekly coach and student-athlete availability schedule to media on Mondays.

**Post-Game Interview Policy:** After each home game, the visiting coach will address the media first, followed by South Carolina student-athletes then South Carolina head coach Frank Martin. (Depending on deadline, this may be altered on a game-by-game basis).

**Road Interview Policy:** Interviews with Coach Martin and Gamecock student-athletes while on the road will be scheduled according to the home post-game media procedure.

All interviews are to be coordinated through the Media Relations Office. This allows the staff to arrange the interview when it best suits the student-athlete's and the reporter's schedules. Please contact the Media Relations Office in advance to make your interview requests. Media are not permitted to contact student-athletes on their own at any time.

All interviews will take place at the designated media interview site for that day as listed in the weekly availability schedule or in the Media Relations Office.

Dormitory, apartment and cell phone numbers for student-athletes will not be provided to the media. Should you need to conduct a telephone interview with a student-athlete, a call will be placed to you from the student-athlete at a mutually agreeable time.

## SOUTH CAROLINA MEDIA RELATIONS

**Emily Miles, primary contact**

**Associate Director**

cell: 803-727-3284

e-mail: efeeneey@mailbox.sc.edu

Twitter: @EmilyMiles\_SID

Website: www.GamecocksOnline.com

Facebook: www.Facebook.com/GamecockMBB

Twitter: @GamecockMBB

Instagram: @GamecockMBB

## STAT COMPARISON

	SC	TAMU	NCAA Rank
Record	11-3	8-5	43/128
Conference Record	1-0	0-2	-
Current Streak	W1	L2	-
Scoring Avg.	71.6	73.5	236/192
Opponent Scoring Avg.	59.4	67.3	9/84
Scoring Margin	+12.2	+6.2	103/111
Field Goal %	.437	.468	204/77
Opponent Field Goal %	.359	.396	2/45
3-Point Field Goal %	.357	.325	152/272
Opponent 3-Point Field Goal %	.263	.361	1/254
3-Point Field Goal Made PG	6.9	6.2	218/279
3-Point Field Goal Attempts PG	19.4	18.9	252/301%
Free Throw %	.682	.625	218/330
Opponent Free Throw %	.709	.737	-
Rebounding Avg.	37.5	39.4	141/60
Opponent Rebounding Avg.	33.9	34.1	-
Rebounding Margin	+3.6	+5.3	103/57
Turnovers Avg.	13.0	12.8	133/124
Opponent Turnover Avg.	15.9	12.1	39/289
Assists Avg.	14.0	17.2	166/31
Blocks Avg.	5.1	4.9	39/15
Steals Avg.	7.9	5.5	55/263

% indicates total attempts

NCAA stats games through Jan. 4

## BY THE NUMBERS

### 2nd

South Carolina ranks **second** nationally in field goal percentage defense (games through Jan. 4), allowing opponents to hit just 35.9% from the floor this season. That mark leads the SEC as well.

### 2.3

Sophomore guard PJ Dozier leads the Gamecocks and the SEC and ranks 15th nationally with **2.3** steals per game this season.

### 198

South Carolina head coach Frank Martin has **198** career wins entering Saturday's matchup vs. the Aggies.

### 3.8

Over the course of the last five games, Carolina opponents are averaging just **3.8** made 3s per game, compared to 7.2 made from beyond the arc by the Gamecocks during the stretch.

### 19/11

Senior guard Sindarius Thornwell collected his eighth career double-double with **19 points and 11 rebounds** in the Carolina win at Georgia.

## A SOUTH CAROLINA WIN WOULD ...

- Even the all-time series vs. the Aggies to 3-3
- Improve head coach Frank Martin's all-time record vs. Texas A&M to 8-5
- Mark just the fourth time the Gamecocks have begun SEC play 2-0
- Be the 25th win in the last 29 home contests for South Carolina at Colonial Life Arena
- Be head coach Frank Martin's 199th career victory as a head coach
- Mark the first time the Gamecocks have won two-straight in the series with A&M

starters fouled out with several minutes remaining in the second half, as sophomore forward Chris Silva collected his fifth foul with 6:11 remaining, and sophomore guard PJ Dozier fouled out with 4:19 on the clock. The Gamecocks hit a season low 31.6 percent from the field, while Memphis hit 46.5 percent, which was an opponent high for the season. Dozier's 13 points led Carolina, while rookie guard Rakym Felder hit three 3s and scored 10 points for his second-straight double-figure scoring contest.

- South Carolina head coach Frank Martin is 77-78 (.496) all-time in conference games.

- South Carolina is in its 26th basketball season as a member of the Southeastern Conference. The Gamecocks are 156-253 (.381) all-time in SEC games.

- The Gamecocks currently rank 41st in the NCAA RPI (games through Jan. 4), which is fourth in the SEC behind Florida (3rd), Kentucky (4th) and Arkansas (28th).

- South Carolina currently ranks first in the country (NCAA stats games through Jan. 4) in 3-point field goal percentage defense, as opponents are hitting just 26.3 percent (63-240) from beyond the arc this season.

- University of South Carolina senior guard Sindarius Thornwell was reinstated to full playing status and was available for Carolina's SEC opener at Georgia on Wednesday, Jan. 4, Gamecock head coach Frank Martin announced on Jan. 2. Thornwell was suspended on Dec. 4, 2016, as a result of a violation of athletic department policy.

- Carolina rebounded from a two-point loss to Clemson with a 28-point victory over in-state foe Lander on Dec. 27 at Colonial Life Arena. Rookie guard Rakym Felder erupted for a season high 20 points, hitting six baskets, including a 5-of-7 effort from 3-point range. Fellow freshman, Maik Kotsar, notched his first career double-double with 10 points and 11 rebounds in the winning effort. The Gamecocks hit 51.5% from the floor, converting on a season high 35-of-68 shot attempts in the game.

- Sophomore guard PJ Dozier snapped a streak of five-straight games scoring 20 or more points when he tallied 15 vs. Lander on Dec. 27. His stretch of five straight over 20 marked the longest streak of its kind since mid-season during the 2009-10 campaign when Devan Downey hit 20 or more in nine consecutive games.

- South Carolina suffered a loss to intrastate rival Clemson on Dec. 21 at Colonial Life Arena despite a career high 26 points from sophomore guard PJ Dozier. Dozier recorded at least 20 points in five straight games. Sophomore forward Chris Silva recorded a career high

14 as well, but Clemson connected on 41 percent of its attempts from the floor, and was 5-of-6 from the free throw line in the final minute to close the two-point victory. Carolina hit just 35.5 percent from the floor vs. the Tigers, which was the Gamecocks' second-lowest percentage of the season.

- The Gamecocks jumped in to the national rankings on Nov. 28 for the first time this season after posting wins over two ranked opponents the previous week in No. 25/24 Michigan and No. 18/16 Syracuse. The Gamecocks checked in at No. 20 in the Associated Press poll and No. 23 in the Coaches Poll. The Gamecocks have risen to as high as 15th in the AP poll this season, which was the highest rank for Carolina since the Gamecocks were ranked 14th in the final poll of the 1997-98 campaign. The Gamecocks high mark in the Coaches poll this season was at No. 15.

- South Carolina returns two starters and eight letter-winners from last season's squad that posted a 25-9 overall record, matching the Carolina record for total wins.

- Those returning starters feature the only backcourt in the SEC with two 1,000-point scorers, in senior guards Sindarius Thornwell and Duane Notice. The duo accounted for 24.2 points and 6.1 assists per game last season.

- Thornwell was named to the SEC All-Defensive Team last March, while Notice was named the league's Sixth Man Of The Year.

- The Gamecocks began the 2015-16 season 15-0, their best start since the 1933-34 campaign.

- Carolina welcomes 10 newcomers to the squad this season in Tommy Corchiani, Rakym Felder, Hassani Gravett, Khadim Gueye, Evan Hinson, Kory Holden, Sedee Keita, Maik Kotsar, Christian Schmitt and Ran Tut.

## KEY STAT

South Carolina's 3-point field goal percentage defense currently leads the SEC and the nation, as opponents are hitting just 26.3% from beyond the arc this season. Carolina has held its last five opponents to a combined 19-of-70 (27.1%) from beyond the arc. The Gamecocks were ranked 242nd in the nation at the conclusion of last season in the category, as opponents hit 35.6% (287-806).

## ASSOCIATED PRESS TOP 25

Jan. 2, 2016

Rk.	Team	Record	Pts.
1	Villanova (59)	14-0	1,619
2	Baylor (6)	13-0	1,532
3	Kansas	12-1	1,503
4	UCLA	14-1	1,406
5	Gonzaga	14-0	1,357
6	Kentucky	11-2	1,280
7	West Virginia	12-1	1,179
8	Duke	12-2	1,090
9	Louisville	12-2	1,063
10	Creighton	13-1	1,015
11	Virginia	11-2	954
12	Florida State	14-1	902
13	Wisconsin	12-2	865
14	North Carolina	12-3	785
15	Oregon	13-2	771
16	Xavier	12-2	634
17	Arizona	13-2	613
18	Butler	12-2	477
19	Saint Mary's	12-1	416
20	Purdue	12-3	405
21	Virginia Tech	12-1	293
22	Cincinnati	12-2	258
23	Notre Dame	12-2	250
24	Florida	10-3	193
25	Indiana	10-4	74
25	USC	14-1	74

Others receiving votes: Minnesota 56, Clemson 23, Miami 16, Maryland 6, Kansas State 5, Seton Hall 3, Iowa State 3, Northwestern 2, VCU 2, UNC Wilmington 1

## ESPN/USA TODAY TOP 25

Jan. 2, 2016

Rk.	Team	Record	Pts.
1	Villanova (30)	14-0	774
2	Kansas (1)	12-1	723
3	Baylor	13-0	718
4	Gonzaga	14-0	666
5	UCLA	14-1	655
6	Kentucky	11-2	600
7	West Virginia	12-1	555
8	Duke	12-2	510
9	Louisville	12-2	493
10	Creighton	13-1	453
11	Wisconsin	12-2	439
12	Virginia	11-2	397
13	Florida State	14-1	383
14	Oregon	13-2	348
15	Xavier	12-2	347
16	North Carolina	12-3	342
17	Arizona	13-2	321
18	Butler	12-2	250
19	Saint Mary's	12-1	241
20	Purdue	12-3	190
21	Notre Dame	12-2	150
22	Cincinnati	12-2	144
23	Virginia Tech	12-1	88
24	Florida	10-3	80
25	Indiana	10-4	77

Others receiving votes: USC 49, South Carolina 23, Miami 19, Minnesota 9, California 7, Kansas State 7, New Mexico State 4, Clemson 4, UNC Wilmington 4, Maryland 2, Nebraska 1, Oklahoma State 1, Seton Hall 1

Dropped from rankings: USC 22, South Carolina 25



## SOUTHEASTERN CONFERENCE STANDINGS

As of Jan. 5

Team	Conference	Overall
Alabama	1-0	8-5
Florida	2-0	11-3
Kentucky	2-0	12-2
South Carolina	1-0	11-3
Vanderbilt	2-0	8-6
Arkansas	1-1	12-2
Georgia	1-1	9-5
LSU	1-1	9-5
Tennessee	1-1	8-4
Auburn	0-2	10-4
Ole Miss	0-2	9-5
Mississippi State	0-1	9-4
Missouri	0-1	5-8
Texas A&M	0-2	8-5

## COACHES TELECONFERENCE

The weekly SEC men's basketball coaches teleconference will be held Monday, Jan. 2 and 16; Thursday, Jan. 26; Monday, Feb. 6, 20 and March 6. Media representatives wishing to participate in the teleconference should contact the SEC Communications Department for further details. Each coach will appear on the teleconference for seven minutes, according to the following schedule:

### ORDER OF APPEARANCE

(All Times Eastern)

11:00 a.m.	Bryce Drew, Vanderbilt
11:07 a.m.	Mike White, Florida
11:14 a.m.	Frank Martin, South Carolina
11:21 a.m.	Mark Fox, Georgia
11:28 a.m.	Johnny Jones, LSU
11:35 a.m.	John Calipari, Kentucky
11:42 a.m.	Rick Barnes, Tennessee
11:49 a.m.	Mike Anderson, Arkansas
11:56 a.m.	Avery Johnson, Alabama
12:03 a.m.	Bruce Pearl, Auburn
12:10 a.m.	Andy Kennedy, Ole Miss
12:17 a.m.	Ben Howland, Miss. State
12:24 a.m.	Kim Anderson, Missouri
12:31 a.m.	Billy Kennedy, Texas A&M

In addition, the SEC men's basketball teams who make it to postseason will be on a teleconference on Monday, March 13 beginning at 10:00 a.m. CT.

All SEC basketball teleconferences can be listened to on the internet at [www.secdigitalnetwork.com](http://www.secdigitalnetwork.com) shortly after the conclusion of the teleconference.

## CAROLINA BENCH PRODUCTION

GAME	SC-OPP	DIFF.	BENCH SCORER
La Tech	18-19	-1	Gravett, 7
Holy Cross	25-9	+16	McKie, 10
Monmouth	12-14	-2	McKie, 8
SC State	31-9	+22	Felder, 9
Michigan	7-15	-8	McKie, 5
vs. Syracuse	7-7	-	McKie, 3
Vermont	8-18	-10	Keita, 4
FIU	11-2	+9	Keita, 6
vs. Seton Hall	16-13	+3	Gravett, 11
at USF	13-14	-1	Felder, 11
Clemson	3-29	-26	Gravett, 2
Lander	37-25	+12	Felder, 20
at Memphis	18-7	+11	Felder, 10
at Georgia	9-8	+1	Gravett, 6
Texas A&M			
at Tennessee			
Ole Miss			
Florida			
at Kentucky			
Auburn			
at Missouri			
at LSU			
Georgia			
Alabama			
at Mississippi State			
Arkansas			
at Vanderbilt			
at Florida			
Tennessee			
Mississippi State			
at Ole Miss			

## SPECIALTY STATS

(PP) points in paint; (OT) points off turnovers; (2nd) second chance points; (FB) fast break points

(South Carolina-Opponent)

GAME	PP	OT	2ND	FB
La Tech	38-30	17-18	19-9	13-10
Holy Cross	30-20	12-9	13-4	14-4
Monmouth	24-26	10-13	12-17	0-10
SC State	44-12	23-9	28-4	14-4
Michigan	36-8	14-8	9-10	8-0
vs. Syracuse	30-8	11-11	9-10	8-3
Vermont	46-18	24-11	11-11	9-3
FIU	34-26	24-6	17-10	13-4
vs. Seton Hall	28-28	19-18	5-15	6-6
at USF	30-24	16-12	17-11	9-11
Clemson	36-33	10-10	18-13	6-15
Lander	40-24	15-7	16-7	23-14
at Memphis	14-32	9-13	5-6	3-10
at Georgia	38-18	18-9	13-7	8-5
Texas A&M				
at Tennessee				
Ole Miss				
Florida				
at Kentucky				
Auburn				
at Missouri				
at LSU				
Georgia				
Alabama				
at Mississippi State				
Arkansas				
at Vanderbilt				
at Florida				
Tennessee				
Mississippi State				
at Ole Miss				
<b>SC Total</b>	<b>468</b>	<b>222</b>	<b>192</b>	<b>134</b>
<b>SC Average</b>	<b>33.4</b>	<b>15.8</b>	<b>13.7</b>	<b>9.6</b>
<b>Opp Total</b>	<b>307</b>	<b>154</b>	<b>134</b>	<b>100</b>
<b>Opp Average</b>	<b>21.9</b>	<b>11.0</b>	<b>9.6</b>	<b>7.1</b>

## UNIVERSITY INFORMATION

Location..... Columbia, S.C.  
 Founded..... 1801  
 Enrollment..... 33,724  
 Nickname..... Gamecocks  
 Colors ..... Garnet (PMS 202) and Black  
 National Affiliation ..... NCAA Division I  
 Conference..... Southeastern (SEC)  
 Athletics Web Address ..... www.GamecocksOnline.com  
 University Web Address..... www.sc.edu  
 President ..... Dr. Harris Pastides  
 NCAA Representative ..... Dr. Valinda Littlefield  
 Athletics Director ..... Ray Tanner  
 Basketball Administrator/Chief Operating Officer..... Kevin O'Connell

## BASKETBALL STAFF/INFORMATION

Head Coach ..... Frank Martin  
 Alma Mater ..... Florida International, '93  
 Record At South Carolina/Seasons ..... 81-66 (.551), 5th season  
 Overall Record/Seasons ..... 198-120 (.622), 10 season  
 Assoc. Head Coach/Recruiting Coord. .... Matt Figger (Eastern Kentucky, '95)  
 Assistant Coach ..... Perry Clark (Gettysburg, '74)  
 Assistant Coach ..... Bruce Shingler (St. Augustine's College, '05)  
 Director of Basketball Operations ..... Andy Assaley (Cincinnati, '96)  
 Strength & Conditioning Coach..... Scott Greenawalt (Muskingum College, '98)  
 Athletic Trainer ..... Mark Rodger (Buffalo, '01)  
 Video Coordinator ..... Jay Gibbons (Clayton State, '03)  
 Student-Athlete Development ..... Doug Edwards (Florida State, '07)  
 Student Assistant Coach ..... Brian Steele (South Carolina, '16)  
 Graduate Student Manager ..... Ryan McIntyre (West Virginia, '16)  
 Director of Social Media ..... Dushawn Davis (Coastal Carolina, '11)  
 Special Assistant to the Head Coach..... Jarett Gerald (South Carolina, '11)  
 Associate Media Relations Director..... Emily Miles (Ball State, '03)  
 Home Arena..... Colonial Life Arena  
 Capacity ..... 18,000  
 Arena General Manager..... Sid Kenyon  
 Press Row Phone Number ..... 803-777-6182

## BASKETBALL HISTORY

First Year of Basketball..... 1908  
 All-Time Record..... 1,378-1,215-1 (.531)  
 Overall Postseason Record..... 26-19  
 NCAA Tournament Appearances..... 8 (1971, 1972, 1973, 1974, 1989, 1997, 1998, 2004)  
 NCAA Tournament Record..... 4-9  
 Last NCAA Tournament Appearance ..... 2004, L vs. Memphis, 59-43  
 NIT Appearances ..... 11 (1969, 1975, 1978, 1983, 1991, 1996, ..... 2001, 2002, 2005, 2006, 2009, 2016)  
 NIT Record ..... 22-10  
 Last NIT Appearance ..... 2016, L vs. Georgia Tech, 83-66  
 Conference Championships/Titles.....  
 ..... SoCon Regular Season (1927, 1933, 1934, 1945); SoCon Tournament  
 Champion (1933); ACC Regular Season (1970);  
 ..... ACC Champion (1971); SEC Regular Season (1997); SEC East Division  
 Co-Champions (2009)

## MEDIA RELATIONS

Associate Media Relations Director/Men's Basketball ..... Emily Miles  
 Miles' email ..... efeeney@mailbox.sc.edu  
 Miles' office phone ..... 803-777-7743  
 Miles' cell phone ..... 803-727-3284  
 Miles on Twitter..... @EmilyMiles\_SID  
 Website ..... GamecocksOnline.com

## SCOUTING TEXAS A&M



- The Aggies are 8-5 this season and enter Saturday's matchup 0-2 to start the league season with a home loss to Tennessee and most recently a road loss at No. 6 Kentucky.  
 - A&M is led by head coach Billy Kennedy in his sixth season. He led the Aggies to a 28-9 overall record last season and the team advanced to the Sweet 16 before suffering a loss to former Big 12 foe Oklahoma.  
 - Texas A&M is 0-1 in road games this season, that loss coming at Kentucky on Tuesday evening.  
 - The Aggies rank 15th nationally in blocks per game, posting 5.9 blocks per outing. Robert Williams paces the squad with 2.5 per game.  
 - A&M's five losses this season have come against Southern Cal, UCLA, Arizona, Tennessee and UK.  
 - Four average double-figure points for the Aggies entering Saturday's matchup, led by sophomore forward/center Tyler Davis with 14.2. He also paces the team with 7.3 rebounds per outing, which ranks seventh in the SEC.  
 - Sophomore guard Admon Gilder paces the team with 4.3 assists per outing. His 31.9 minutes per game are also a team high.  
 - Following Saturday's contest, A&M continues SEC action with a home matchup vs. LSU on Jan. 11.

## A LOOK BACK AT THE NON-CONFERENCE

South Carolina faced a tough non-conference slate in 2016-17, highlighted by four contests away from home, including two neutral site and two true away games. Carolina posted an 8-1 record at home during non-league action, with wins over La Tech, Holy Cross, Monmouth, SC State, Michigan, Vermont, FIU and Lander. Carolina posted a strong 64-50 neutral site win over Syracuse at the Barclays Center in Brooklyn, and also captured a road win at USF. Carolina's losses came in a three-point decision vs. Seton Hall at Madison Square Garden and a two-point home loss to Clemson before the break for the holiday. The final non-conference game of the regular season saw former Metro Conference foe Memphis post a 16-point win over Carolina at FedExForum. The Gamecocks concluded the non-conference slate at No. 50 in the NCAA RPI.

## DOZIER NUMBERS

South Carolina sophomore guard PJ Dozier has tallied double-digit points in 11 games this season, including in nine straight entering Saturday's matchup vs. A&M, scoring at least 15 points in eight of the nine games during the stretch. His field goal percentage of 46.4 percent (85-183) is nearly 10 percentage points higher than last season's number of 38.1 percent (91-239) during his rookie campaign. Most notably is his accuracy from beyond the arc. Dozier connected on 10-of-47 attempts last season (21.3%), and has already surpassed his mark of made 3s just 14 games into this season, hitting 25-of-57 attempts at 43.9 percent. He is also making a mark on the defensive end, leading the team and the SEC with 32 steals, 2.3 per game, which ranks 15th nationally.

## TEXAS A&M SERIES

Saturday's meeting marks just the sixth all-time between the Gamecocks and Aggies and the third in Columbia. The series is tied at one win each at Colonial Life Arena. Carolina posted a thrilling 81-78 upset win over then-No. 8 A&M in College Station last season. Twenty-five points, six rebounds and nine assists from then-junior guard Sindarius Thornwell fueled the Gamecock victory. Below is a breakdown of the all-time series between the two schools:

### TEXAS A&M (2-3)

H: 1-1; A: 1-2; N: 0-0				
M. 2, 2013	A	56-74		L
J. 15, 2014	A	67-75		L
J. 29, 2014	H	80-52	W	
F. 21, 2015	H	52-62		L
F. 6, 2016	A	81-78	W	

## OVER THE COURSE OF THE LAST FIVE GAMES...

- The Gamecocks are 3-2 over the course of the last five games, with wins at USF, vs. Lander and at Georgia.  
 - As a team, Carolina is averaging 41.3 percent from the field (128-310), and holding opponents to 39.9 percent (101-253).  
 - Sophomore guard PJ Dozier is averaging 20.2 points per game, hitting 47.6% (39-82) from the field and 47.8% (11-23) from 3-point range.  
 - Dozier's 11 3s in the last five games are one more than his total from all of last season (10 made 3s during freshman campaign).  
 - Sophomore forward Chris Silva is averaging 1.6 blocks per game, while also posting 9.0 points and 6.2 rebounds per contest.  
 - Carolina has dished 69 assists compared to 49 by its opponents during the stretch.  
 - Carolina has committed 60 turnovers compared to 77 by its opponents.

## BY THE NUMBERS

**2.1** - Sophomore forward Chris Silva is averaging 2.1 blocks per game this season, which ranks tied for fifth in the SEC and 43rd nationally.

**2.3** - PJ Dozier's 2.3 steals per game leads the Gamecocks and ranks first in the SEC and 15th nationally. Dozier has five games this season with at least three steals, and collected a season high four steals vs. FIU.

**2.982** - The Gamecocks excelled in the classroom during the fall semester, as the team posted a cumulative GPA of 2.982.

**13** - South Carolina's 13 steals vs. FIU on Dec. 4 marked a season high in the category, surpassing the previous high of 12 vs. Syracuse.

**23** - The 23 turnovers by FIU marked a season high for Gamecock opponents.

**25** - Dozier's 25 made 3s this season are 15 more than his total of 10 from his rookie campaign.

**30-2** - Over the course of the last two seasons, the Gamecocks are 30-2 in games when leading at the half. Carolina was 20-1 last season when leading at the half, and 10-1 this season when holding the edge at the break.

**46.4%** - Sophomore guard PJ Dozier is currently averaging 46.4% from the floor this season. He hit just 38.1% from the floor during his rookie season.

**59.4** - South Carolina ranks ninth in the country and leads the SEC in scoring defense, as opponents are averaging just 59.4 points per game this season.

**109** - Senior guard Sindarius Thornwell currently ranks fourth all-time with 109 career games started in the Garnet and Black. He has started every game of his Carolina career in which he has played. He is just two starts away from tying Alex English for third all-time with 111 career starts.

**150** - Senior guard Sindarius Thornwell now ranks in the top 10 in career steals at Carolina with 150, including 17 this season.

**169** - South Carolina is 169-80 all-time at Colonial Life Arena, including an 8-1 mark this season.

**300** - Senior guard Duane Notice collected the 300th assist of his career at Memphis on Dec. 30.

**521** - Sindarius Thornwell ranks fourth among active players in the SEC with 521 career rebounds.

**1,164** - Senior guard Duane Notice ranks 30th all-time at Carolina with 1,164 points. He is 29 points away from surpassing Michael Foster for 29th all-time.

**1,428** - Senior guard Sindarius Thornwell ranks 14th all-time at Carolina with 1,428 career points. He needs 12 points to pass Jo Jo English (1,439) for 13th all-time. Thornwell is just the fourth Gamecock to score at least 1,400 points since the turn of the century.

**2,592** - Senior guards Duane Notice and Sindarius Thornwell have combined to score 2,592 points during their time in the Garnet and Black.

## THE DEFENSE

South Carolina is making headlines this season for its tenacious defense, which has held nine of 14 opponents to below 40% from the floor. The Gamecocks have ranked among the top 25 in the nation in field goal percentage defense at the conclusion of the last two seasons - 13th in 2014-15 when opponents hit 38.7%, and 25th in 2015-16 when opponents hit 39.7% - while Carolina currently ranks second nationally (opponent field goal percent of 35.9%) in the category this season.

## UP NEXT

South Carolina will travel to Tennessee next Wednesday for a 6:30 p.m. ET matchup vs. the Vols at Thompson-Boling Arena. That contest will be televised on the SEC Network with Dave Neal (ppx) and Chris Spatola (analyst) on the call.

## CAROLINA TRENDS UNDER MARTIN

*Gamecock trends under Frank Martin ...*

- South Carolina is 50-34 when posting at least six made 3s in a game.
  - South Carolina posted a season high 12 made 3s in the 32-point win vs. Holy Cross on Nov. 13, 2016.
- South Carolina is 67-24 when scoring more points in the paint than its opponent.
  - The Gamecocks out-scored Syracuse 30-8 in points in the paint in the upset win at the Barclays Center on Nov. 26.
- South Carolina is 69-31 when holding its opponents to under 45 percent from the field.
  - South Carolina held Michigan to 19.2% from the field on Nov. 23.
- South Carolina is 64-28 when out-rebounding its opponent.
  - The Gamecocks out-rebounded SC State by 23 rebounds in the win on Nov. 18.

## GEORGIA NOTABLES

- Sophomore guard PJ Dozier tallied his sixth 20-point game of the season after leading all scorers with 24 Wednesday night.

- Senior guard Sindarius tied a career-high with six steals. The Lancaster, S.C., native, previously had six steals at home vs. UNC-Asheville on Nov. 26, 2014.

- Tonight's win snapped a four-game losing streak to the Bulldogs that dated back to the 2015 SEC Tournament.

- The win was Carolina's second-straight in an SEC opener on the road after posting an 81-69 at Auburn last season.

## MEMPHIS NOTABLES

- The Gamecocks were whistled for 30 fouls, six more than the previous high for this season (24 vs. Michigan).

- With his 13 points, PJ Dozier led the Gamecocks in scoring for the fourth time in the last five games and now has scored in double digits for eight straight games.

- Memphis outscored South Carolina 32-14 in the paint. It was just the second time all season that the Gamecocks were bested inside, the last coming against Monmouth.

## LANDER NOTABLES

- Sophomore guard PJ Dozier had his five-game streak of 20-plus points snapped Tuesday night as he finished with 15.

- Six Gamecocks played 20-plus minutes.

- Freshman forward Maik Kotsar recorded his first career double-double with 10 points and 11 rebounds.

- Tonight's win was Carolina's 24th in its last 28 games at Colonial Life Arena.

- Senior guard Duane Notice, who tallied one 3-point field goal, is now tied for third all-time in program history with Devan Downey (2007-10) with 174 career made 3s.

## CLEMSON NOTABLES

- Sophomore guard PJ Dozier had a new career-high 26 points. Tonight was his fifth-straight game with 20-plus.

- Carolina's defense has had eight-plus steals in six-straight games.

- Dozier tied a career-high with 34 minutes played.

- Sophomore forward Chris Silva tallied a new career-high with 14 points.

- Freshman Maik Kotsar was also in double-figures for the Gamecocks with 10 points. - Kotsar and Dozier tied for the team lead with eight rebounds.

- Tonight's loss was just the fourth for Carolina in its last 27 home games.

## USF NOTABLES

- Sophomore guard PJ Dozier had a new career-high 23 points. Today was his fourth-straight game with 20-plus.

- The Gamecocks forced 17 turnovers, including 9 steals.

- Carolina's stingy defense has had nine-plus steals in five-straight games.

- Senior guard Duane Notice, who tallied four made 3s in the second half, has recorded three or more made 3s in four games this season.

- Freshman guard Rakym Felder logged a new career-high with 11 points. He also set a new career-high with 3 made field goals from behind the arc.

- Dozier (5), Felder (5), Notice (4) and senior Justin McKie (3) accounted for 17 of the team's 18 assists.

- Carolina shot 53.6 percent in the second half (15-of-28), including 75 percent from 3 (6-of-8).

## THORNWELL NAMED TO PRESEASON SQUAD

Senior guard Sindarius Thornwell was named to the Preseason All-SEC First Team on Thursday by the league's coaches. Thornwell enters the season as the league's high scorer for active players with 1,278 career points. This marks the third-straight season that Thornwell has garnered preseason honors from the coaches, as he was named to the Preseason All-SEC Second Team prior to his sophomore and junior campaigns.

## 2016-17 SCHEDULE

South Carolina has an exciting schedule set for the 2016-17 campaign. The slate features 14 games, with 10 home contests, including one exhibition. Highlighting the non-conference portion of the schedule is the Gamecocks' participation in the Brooklyn Hoops Holiday Invitational, as well as a matchup versus Seton Hall in the Under Armour "Reunion" doubleheader at Madison Square Garden in mid-December. The Gamecocks will face eight teams that advanced to the postseason a year ago, with four of those NCAA Tournament participants, including Syracuse, which advanced to the Final Four.

## GAMECOCKS CONCLUDE HISTORIC 2015-16 REGULAR SEASON

South Carolina concluded an historic regular season on March 5, 2015, with a 76-61 win on the road at Arkansas. That victory set the school record for regular-season wins at 24. The Gamecocks began the season 15-0, their best start since the 1933-34 campaign, and the 24 wins marked the most since the 1996-97 squad also posted 24 victories. In addition, South Carolina's 11 SEC wins marked the most since 1998, match the second-most ever by a Carolina team and marked just the fourth time that the Gamecocks had double-digit SEC wins in their 25 years in the league.

## GAMECOCKS ANNOUNCE MARTIN'S MATH CLUB

The SC Education Oversight Committee (EOC) announced on Nov. 28 "Martin's Math Club," a partnership with University of South Carolina head men's basketball coach Frank Martin and the University of South Carolina Athletics Department. Martin, a former high school math educator, developed the project designed to help young people learn that math is fun and relevant in their daily lives. The inaugural "Martin's Math Club" contest will run from November 28, 2016-February 24, 2017. The contest provides the opportunity for teachers and students in grades Kindergarten through 8th grade to win two tickets to a Gamecock men's basketball home game. With assistance from SC math educators, the EOC published 18 standards-based lessons for K-8th grade that incorporate math and basketball. For more information visit [helpwithmathsc.org](http://helpwithmathsc.org).

## NOTICE NOMINATED FOR NABC GOOD WORKS TEAM

University of South Carolina senior guard Duane Notice has been named a nominee for the Allstate NABC Good Works Team. It was announced by the National Association of Basketball Coaches (NABC) on Nov. 30. The team honors student-athletes for their outstanding community outreach. During his time at South Carolina Notice has been extremely involved in community outreach, spending time with several organizations such as: Harvest Hope Food Bank, Special Olympics, Palmetto Health Children's Hospital, Boy Scouts, the Dorn V.A. Medical Center in town, Ronald McDonald House, the Richland County Sheriff's Department, Epworth Children's Home and Brookland Baptist Church to name a few. Also of note, Notice and his teammates spent time volunteering with the Red Cross Flood Relief during the historic flooding in Columbia in October 2015, making care packages of food and personal hygiene products for families who had been devastated by the flooding. Members of the Allstate NABC Good Works Team\* will be invited by Allstate, an official corporate partner of the NCAA, to the 2017 NABC Convention and 2017 NCAA Men's Final Four\* in Phoenix, where they will participate in a community service project benefitting the city. More information about the Allstate NABC Good Works Team\* is available at [www.nabc.org](http://www.nabc.org).

# RECORD BOOK WATCH

### GAMES STARTED

- 116, Melvin Watson (1995-98)
- 116, BJ McKie (1996-99)
- 111, Alex English (1973-76)
- 109, Sindarius Thornwell (2013-present)**
- 108, Nate Davis (1974-77)
- 107, Mike Doyle (1977-80)
- 105, Mike Dunleavy (1973-76)
- 105, Jack Gilloon (1975-78)
- 102, Tre' Kelley (2003-07)
- 102, Chuck Eidson (2000-03)
- 102, Brad Jergenson (1981-84)

### FREE THROWS MADE

- 672, BJ McKie (1996-99)
- 578, John Roche (1969-71)
- 567, Art Whisnant (1960-62)
- 392, Sindarius Thornwell (2013-present)**
- 389, Jimmy Foster (1981-84)
- 382, Lee Collins (1953-56)
- 382, Kevin Joyce (1971-73)
- 356, Mike Dunleavy (1973-76)
- 355, Devan Downey (2007-10)
- 351, Joe Smith (1952-55)

### 3-POINT FIELD GOALS MADE

- 264, Jamel Bradley (1999-2002)
- 215, BJ McKie (1996-99)
- 174, Duane Notice (2013-present)**
- 174, Devan Downey (2007-10)
- 169, Brenton Williams (2011-14)
- 167, Tre' Kelley (2004-07)
- 152, Larry Davis (1996-97)
- 147, Brandis Raley-Ross (2006-10)
- 139, Jo Jo English (1989-92)
- 136, Sindarius Thornwell (2013-present)**

### 3-POINT FIELD GOALS ATTEMPTED

- 686, Jamel Bradley (1999-2002)
- 554, BJ McKie (1996-99)
- 503, Devan Downey (2007-10)
- 503, Tre' Kelley (2004-07)
- 471, Duane Notice (2013-present)**
- 415, Larry Davis (1996-97)
- 410, Brenton Williams (2011-14)
- 412, Sindarius Thornwell (2013-present)**
- 403, Aaron Lucas (1999-2002)
- 396, Brandis Raley-Ross (2006-10)

### 3-POINT PCT. (Min. 50 made)

- .466 (117-251), Brent Price (1988-89)
- .412 (169-410), Brenton Williams (2011-14)
- .410 (102-249), Bryce Sheldon (2006-07)
- .396 (131-330), Evaldas Baniulis (2006-10)
- .388 (215-554), BJ McKie (1996-99)
- .385 (264-686), Jamel Bradley (1999-2002)
- .376 (139-370), Jo Jo English (1989-92)
- .371 (147-396), Brandis Raley-Ross (2006-10)
- .369 (174-471), Duane Notice (2013-present)**
- .366 (152-415), Larry Davis (1996-97)

### STEALS

- 277, Devan Downey (2007-10)
- 272, Chuck Eidson (2000-03)
- 223, Barry Manning (1988-92)
- 194, Melvin Watson (1995-98)
- 165, BJ McKie (1996-99)
- 165, Michael Foster (1984-87)
- 152, Jamie Watson (1991-94)
- 150, Sindarius Thornwell (2013-present)**
- 142, Tarence Kinsey (2003-06)
- 141, Carlos Powel (2001-05)

# LAST SEASON VS. TEXAS A&M

## GAME 23 - CAROLINA 81, TEXAS A&M 78 FEB. 6, 2016/COLLEGE STATION, TEXAS

**COLLEGE STATION, Texas** - The No. 25/23 South Carolina men's basketball team earned its signature win of an already sterling season Saturday afternoon, upsetting No.8 Texas A&M on its home court, 81-78. The win gives Carolina (20-3, 7-3 SEC) its first 20-win season since 2008-09 and its first win ever in College Station. Sindarius Thornwell flirted with a triple-double in the victory, scoring a season-high 25 points with nine assists and six rebounds.

It was South Carolina's first road win against a ranked opponent since 2010, and the first over a top 10 team since 2006.

Texas A&M (18-5, 7-3) opened the game with a haymaker, taking an 8-0 lead and forcing a timeout before two minutes had come off the clock. The Gamecocks were able to not just survive the open to the game, but would flip the script in short order and took their first lead at 12-11 less than four minutes later. That early comeback expanded out over a 17-5 run from 15:25 until nine minutes remained, and it would be Carolina that forced a timeout after a Sindarius Thornwell 3-pointer made it 24-16. The Aggies went 2-of-7 from the field and committed four turnovers during that time period, including three turnovers in a span of just over a minute.

After tightening up its ball control, Texas A&M fought back in the closing six minutes. A 3 from Alex Caruso gave the home team a brief 27-25 lead before Michael Carrera answered him with a 3 on the other end. All told, the two sides traded the lead back and forth seven times in the last four minutes of the half, but it would be Aggies who would hold the 41-40 advantage when the final horn sounded.

The Gamecocks made five of their final six attempts from the field, and were led in scoring by Thornwell's 14 points. The final stretch was a microcosm for just how locked in both offenses were in the final section of the period. The Aggies shot 52 percent overall and 57 percent from 3 (8-of-14), Carolina was an even 50 percent from the field and made an eye-popping 7-of-10 3s.

Texas A&M took a 55-50 lead six minutes into the second half, but the Gamecocks leaned on their experience from early in the game and would not shy away. After Carolina tied things up at 57, the Aggies again pushed ahead by two possessions but were reeled in again. This time, though, it would be the Gamecocks who seized control of the game.

Back-to-back scores from Mindaugas Kacinas put the visitors ahead 68-65, and a 11-0 run out of a 70-68 A&M lead gave the Gamecocks their largest lead of the night with just 2:24 left on the clock. Thornwell scored the final four points of that run, but it would not decide the game just yet.

The Aggies methodically chipped away at the lead with an 8-1 run that spanned just over two minutes. Alex Caruso's three-point play with 20 seconds remaining in regulation sent the fans at Reed Arena into a frenzy. Nursing just a 80-78 lead and needing to inbound the ball off Caruso's free throw, the Gamecocks got the ball in and Carrera would make one of two free throws on the other end. PJ Dozier pulled down a missed 3 in Texas A&M's attempt to tie the game up one more time, but Carolina threw the ball away with just four seconds on the clock. The Aggies would not be able to take advantage, turning the ball over in their final possession.

## GAME 23



Official Basketball Box Score -- Game Totals -- Final Statistics  
**South Carolina vs Texas A&M**  
02/06/16 3:00 PM at Reed Arena (College Station, TX)

### South Carolina 81 • 20-3, 7-3 SEC

##	Player	Total			3-Ptr			Rebounds			PF	TP	A	TO	Blk	Stl	Min
		FG	FGA	%	FG	FGA	%	Off	Def	Tot							
00	THORNWELL, Sindarius *	9	20	45.0%	4	8	50.0%	3	3	6	0	25	9	1	0	3	39
15	DOZIER, PJ *	4	7	57.1%	0	2	0.0%	2	2	4	1	9	4	3	0	1	25
24	CARRERA, Michael *	6	6	100.0%	5	5	100.0%	3	3	4	1	20	2	1	0	0	36
25	KACINAS, Mindaugas *	4	8	50.0%	2	3	66.7%	2	1	3	4	11	1	2	0	0	25
30	SILVA, Chris *	3	6	50.0%	0	0	0.0%	1	5	6	4	7	0	0	0	1	20
01	STROMAN, Marcus	0	0	0.0%	0	0	0.0%	0	0	0	3	0	2	1	0	0	6
04	GREGORY, Jamall	0	1	0.0%	0	0	0.0%	0	0	0	3	0	1	2	1	2	12
10	NOTICE, Duane	2	4	50.0%	1	3	33.3%	0	1	1	2	5	2	2	0	1	21
14	CHATKEVICIUS, L.	2	5	40.0%	0	0	0.0%	0	3	3	2	4	1	3	0	0	16
Team								1	4	5							
Totals		30	57	52.6%	12	21	57.1%	9	16	32	20	81	22	15	1	8	200

FG % 1st Half:	14-28	50.0%	2nd half:	16-29	55.2%	Game:	30-57	52.6%	Deadball	
3FG % 1st Half:	7-10	70.0%	2nd half:	5-11	45.5%	Game:	12-21	57.1%	Rebounds	4
FT % 1st Half:	5-8	62.5%	2nd half:	4-8	50.0%	Game:	9-16	56.3%		

### Texas A&M 78 • 18-5, 7-3 SEC

##	Player	Total			3-Ptr			Rebounds			PF	TP	A	TO	Blk	Stl	Min
		FG	FGA	%	FG	FGA	%	Off	Def	Tot							
11	Anthony Collins *	3	10	30.0%	2	5	40.0%	1	1	0	3	9	7	1	0	0	29
12	Jalen Jones *	4	7	57.1%	2	4	50.0%	4	7	5	5	14	0	4	0	0	23
21	Alex Caruso *	5	7	71.4%	2	2	100.0%	4	5	1	3	4	1	16	8	3	32
23	Danuel House *	6	12	50.0%	4	10	40.0%	0	3	3	3	16	2	5	1	0	34
34	Tyler Davis *	2	5	40.0%	0	0	0.0%	3	4	3	2	7	0	2	0	1	22
01	DJ Hogg	3	5	60.0%	1	1	100.0%	2	5	7	0	7	2	0	1	1	24
03	Admon Gilder	2	5	40.0%	1	2	50.0%	0	1	0	1	0	5	0	0	0	13
10	Tonny Trocha-Morelos	1	2	50.0%	0	1	0.0%	0	1	1	3	2	0	1	1	0	14
42	Tavario Miller	0	0	0.0%	2	4	50.0%	1	3	4	3	2	0	1	0	0	9
Team								2	0	2							
Totals		26	53	49.1%	12	25	48.0%	14	22	30	20	78	19	17	4	5	200

FG % 1st Half:	14-27	51.9%	2nd half:	12-26	46.2%	Game:	26-53	49.1%	Deadball	
3FG % 1st Half:	8-14	57.1%	2nd half:	4-11	36.4%	Game:	12-25	48.0%	Rebounds	3
FT % 1st Half:	5-9	55.6%	2nd half:	9-13	69.2%	Game:	14-22	63.6%		

Officials: Karl Hess, Tony Henderson, Marc Ellard  
Technical fouls: South Carolina-None. Texas A&M-None.  
Attendance: 11240

Score by periods	1st	2nd	Total
South Carolina	40	41	81
Texas A&M	41	37	78

	In	Off	2nd	Fast	
Points	Paint	T/O	Chance	Break	Bench
SC	28	19	8	12	9
TAMU	26	22	11	9	16

Last FG - SC 2nd-02:24, TAMU 2nd-00:20.  
Largest lead - SC by 9 2nd-02:24, TAMU by 8 1st-18:19.  
SC led for 19:10. TAMU led for 16:09. Game was tied for 04:41.

Score tied - 5 times.  
Lead changed - 23 times.



## ROSTER BREAKDOWN

### Returning Starters (2)

Duane Notice  
Sindarius Thornwell  
*\*based on final game of 2015-16 season*

### Returning Letterwinners (8)

TeMarcus Blanton  
PJ Dozier  
Jarrell Holliman  
Justin McKie  
Duane Notice  
John Ragin  
Chris Silva  
Sindarius Thornwell

### Guards (12)

Tommy Corchiani  
Rakym Felder  
Evan Hinson  
PJ Dozier  
John Ragin  
TeMarcus Blanton  
Hassani Gravett  
Kory Holden  
Justin McKie  
Duane Notice  
Christian Schmitt  
Sindarius Thornwell

### Forwards (6)

Khadim Gueye  
Sedee Keita  
Maik Kotsar  
Chris Silva  
Ran Tut  
Jarrell Holliman

### By Height

Christian Schmitt (6-0)  
Rakym Felder (6-1)  
Tommy Corchiani (6-1)  
Hassani Gravett (6-1)  
Kory Holden (6-1)  
John Ragin (6-2)  
Duane Notice (6-2)  
Evan Hinson (6-4)  
Justin McKie (6-4)  
TeMarcus Blanton (6-5)  
Sindarius Thornwell (6-5)  
PJ Dozier (6-6)  
Jarrell Holliman (6-7)  
Sedee Keita (6-9)  
Chris Silva (6-9)  
Ran Tut (6-9)  
Maik Kotsar (6-10)  
Khadim Gueye (7-0)

## 2016-17 SOUTH CAROLINA MEN'S BASKETBALL ROSTER

### Alphabetical Roster

No.	Name	Pos.	Ht.	Wt.	Cl.	Exp.	Hometown/High/Last School
5	TeMarcus Blanton	G	6-5	206	R-SO	1VL	Locust Grove, Ga./Luella
13	Tommy Corchiani	G	6-1	173	FR	HS	Raleigh, N.C./Ravenscroft High School
15	PJ Dozier	G	6-6	205	SO	1VL	Columbia, S.C./Spring Valley
4	Rakym Felder	G	5-10	210	FR	HS	Brooklyn, N.Y./Lincoln High School
2	Hassani Gravett	G	6-1	183	SO	TR	Villa Rica, Ga./Alexander/Pensacola State College
12	Khadim Gueye	F	7-0	235	FR	HS	Dakar, Senegal/Bradenton, Fla./Victory Rock Prep
23	Evan Hinson	G	6-4	240	FR	HS	Deltona, Fla./Deltona
1	Kory Holden	G	6-1	181	JR	2VL/TR	Salisbury, Md./J.M. Bennett/Delaware
31	Jarrell Holliman	F	6-7	206	R-JR	2VL	Alpharetta, Ga./Alpharetta/Elmhurst College
24	Sedee Keita	F	6-9	240	FR	HS	Philadelphia, Pa./22ft Basketball Academy
21	Maik Kotsar	F	6-10	245	FR	HS	Tallin, Estonia/Wichita, Kan./Sunrise Christian Academy
20	Justin McKie	G	6-4	204	SR	3VL	Columbia, S.C./Irmo
10	Duane Notice	G	6-2	225	SR	3VL	Woodbridge, Canada/St. Michael's/St. Thomas More (Oakdale, Conn.)
34	John Ragin	G	6-2	177	SO	1VL	Eastover, S.C./Cardinal Newman
25	Christian Schmitt	G	6-0	175	FR	HS	Mars, Pa./Mars Area High School
30	Chris Silva	F	6-9	223	SO	1VL	Libreville, Gabon/Roselle (N.J.) Catholic
0	Sindarius Thornwell	G	6-5	211	SR	3VL	Lancaster, S.C./Oak Hill Academy
14	Ran Tut	F	6-9	210	JR	TR	Melbourne, Australia/Edison Academy/Monroe College

### Numerical Roster

No.	Name	Pos.	Ht.	Wt.	Cl.	Exp.	Hometown/High/Last School
0	Sindarius Thornwell	G	6-5	211	SR	3VL	Lancaster, S.C./Oak Hill Academy
1	Kory Holden	G	6-1	181	JR	2VL/TR	Salisbury, Md./J.M. Bennett/Delaware
2	Hassani Gravett	G	6-1	183	SO	TR	Villa Rica, Ga./Alexander/Pensacola State College
4	Rakym Felder	G	5-10	210	FR	HS	Brooklyn, N.Y./Lincoln High School
5	TeMarcus Blanton	G	6-5	206	R-SO	1VL	Locust Grove, Ga./Luella
10	Duane Notice	G	6-2	225	SR	3VL	Woodbridge, Canada/St. Michael's/St. Thomas More (Oakdale, Conn.)
12	Khadim Gueye	F	7-0	235	FR	HS	Dakar, Senegal/Bradenton, Fla./Victory Rock Prep
13	Tommy Corchiani	G	6-1	173	FR	HS	Raleigh, N.C./Ravenscroft High School
14	Ran Tut	F	6-9	210	JR	TR	Melbourne, Australia/Edison Academy/Monroe College
15	PJ Dozier	G	6-6	205	SO	1VL	Columbia, S.C./Spring Valley
20	Justin McKie	G	6-4	204	SR	3VL	Columbia, S.C./Irmo
21	Maik Kotsar	F	6-10	245	FR	HS	Tallin, Estonia/Wichita, Kan./Sunrise Christian Academy
23	Evan Hinson	G	6-4	240	FR	HS	Deltona, Fla./Deltona
24	Sedee Keita	F	6-9	240	FR	HS	Philadelphia, Pa./22ft Basketball Academy
25	Christian Schmitt	G	6-0	175	FR	HS	Mars, Pa./Mars Area High School
30	Chris Silva	F	6-9	223	SO	1VL	Libreville, Gabon/Roselle (N.J.) Catholic
31	Jarrell Holliman	F	6-7	206	R-JR	2VL	Alpharetta, Ga./Alpharetta/Elmhurst College
34	John Ragin	G	6-2	177	SO	1VL	Eastover, S.C./Cardinal Newman

**Head Coach:** Frank Martin (Florida International, '93)

**Associate Head Coach/Recruiting Coordinator:** Matt Figger (Eastern Kentucky, '95)

**Assistant Coach:** Perry Clark (Gettysburg, '74)

**Assistant Coach:** Bruce Shingler (St. Augustine's College, '05)

**Director of Basketball Operations:** Andy Assaley (Cincinnati, '96)

**Strength & Conditioning Coach:** Scott Greenawalt (Muskingum College, '98)

**Athletic Trainer:** Mark Rodger (Buffalo, '01)

**Student-Athlete Development:** Doug Edwards (Florida State, '07)

**Video Coordinator:** Jay Gibbons (Clayton State, '03)

**Student Assistant Coach:** Brian Steele (South Carolina, '16)

**Graduate Student Manager:** Ryan McIntyre (West Virginia, '16)

**Director of Social Media:** Dushawn Davis (Coastal Carolina, '11)

**Special Assistant to the Head Coach:** Jarett Gerald (South Carolina, '11)

**Associate Media Relations Director:** Emily Miles (Ball State, '03)

### TOP RETURNING ...

Scorer Thornwell, ..... 14.5 ppg  
Rebounder ..... Thornwell, 4.8 rpg  
Assist Maker ..... Thornwell, 3.8 apg  
FG Shooter \* ..... Silva, 48.2 FG%  
3-Point FG Shooter \$ ..... Notice, 39.8 3FG%  
FT Shooter \$ ..... Thornwell, 76.4%  
Shot Blocker ..... Silva, 0.9 bpg  
Steal Maker ..... Thornwell, 1.5 spg

\* at least 100 attempts

\$ at least 50 attempts

### PRONUNCIATION GUIDE

RAH-kim Felder  
HA-deem Gaye  
Cee-dee K-ta  
Mike Coat-sar  
Justin MACK-ee



# HEAD COACH FRANK MARTIN

HEAD COACH | 10TH SEASON OVERALL | 198-120 (.622) | FIFTH SEASON AT SOUTH CAROLINA | 81-66 (.551)

## THE MARTIN FILE

### COACHING

#### Experience

32nd year

#### College Experience

17th season

#### College Head Coach Experience

10th season

#### Hire Date At Carolina

March 27, 2012

### PERSONAL

#### Hometown

Miami, Fla.

#### Alma Mater

Florida International, 1993 (B.A. Physical Ed.)

#### Family

Wife, Anya

Children, Brandon, Amalia and Christian

### COACHING RESUME

#### High School

Miami Senior High, 1985-93

Varsity Boys' Assistant Coach

Junior Varsity Boys' Head Coach

North Miami High, Head Coach, 1993-95

Miami Senior High, Head Coach, 1995-98

B.T. Washington High, Head Coach, 1999-2000

#### College Assistant Coach

Northeastern, 2000-04

Cincinnati, 2004-06

Kansas State, 2006-07

#### College Head Coach

Kansas State, 2007-12

South Carolina, 2012-present

Frank Martin was named the head men's basketball coach at the University of South Carolina on March 27, 2012, becoming the 32nd head coach in the history of the South Carolina program, which enters its 109th season as a varsity sport in 2016-17. Martin owns a 187-117 (.600) overall record as a head coach, entering his 10th season overall, and a 70-63 (.526) record entering his fifth season at South Carolina.

In Martin's fourth season leading the Garnet and Black (2015-16), Carolina put together one of the top seasons in its history, matching a school record for wins with a 25-9 overall record on the year, while the Gamecocks reached double-digit SEC wins for just the fourth time since joining the league, posting an 11-7 mark in conference contests. The SEC finish was Carolina's highest since the league combined its East and West Divisions prior to the 2012 season. South Carolina began the season 15-0, its best start since the 1933-34 campaign and went on to post a school-record 24 regular-season wins.

The Gamecocks received votes or were ranked for 15 weeks in the USA Today Coaches Poll, rising to as high as 15th, and for a total of 14 weeks in the AP poll, rising to as high as 19th, during the season. Carolina advanced to postseason play for the first time since 2009, making their 12th appearance in the Postseason NIT as one of the top four seeds in the event. The Gamecocks posted a win over High Point in the opening round, before suffering a season-ending loss to visiting Georgia Tech on March 21.

Three Gamecocks were honored with postseason awards by the SEC coaches, with senior forward Michael Carrera earning First Team All-SEC accolades, junior guard Sindarius Thornwell was named to the All-Defensive Team and junior guard Duane Notice was named the league's Sixth Man of the Year. Carrera went on to earn honors from several organizations following the best season of his career. Carrera, Notice and Thornwell each reached the 1,000 career-point plateau during the season as well.

Prior to his appointment in Columbia, Martin spent the previous five seasons as the head coach at Kansas State University, leading the Wildcats to the NCAA Tournament four times, including a trip to the "Elite 8," during the 2009-10 campaign when the squad won a school record 29 contests. Martin's Wildcats won at least 21 games in each of his five seasons at the helm, as the program compiled a record of 117-54 (.684) under his direction. During that time, Kansas State posted a 50-32 (.609) record in Big 12 Conference games, finishing fifth or higher in each season, with three season finishes of third or better.

A native of Miami, Fla., Martin earned his bachelor's degree in physical education from Florida International in 1993. He and his wife, Anya, have three children, Brandon, Amalia and Christian.

## MARTIN'S CAREER RECORD, YEAR-BY-YEAR

YEAR	RECORD	CONFERENCE (FINISH)	POSTSEASON
2007-08	21-12	10-6 (3rd)	1-1; NCAA Tournament 2nd Round
2008-09	22-12	9-7 (4th)	1-1; NIT
2009-10	29-8	11-5 (2nd)	3-1; NCAA Tournament Elite Eight
2010-11	23-11	10-6 (3rd)	1-1; NCAA Tournament Third Round
2011-12	22-11	10-8 (5th)	1-1; NCAA Tournament Third Round
2012-13	14-18	4-14 (12th)	-
2013-14	14-20	5-13 (13th)	-
2014-15	17-16	6-12 (11th)	-
2015-16	25-9	11-7 (3rd)	1-1; NIT
2016-17	11-3	1-0	-
<b>Totals</b>	<b>198-120 (.622)</b>	<b>77-78 (.496)</b>	<b>8-6 (.571)/4 NCAA/2 NIT</b>

# GAMECOCK SUPERLATIVES UNDER MARTIN

## Most Field Goals Made

- 39, vs. High Point (March 15, 2016)
- 37, vs. Hofstra (Nov. 22, 2015)
- 35, vs. Lander (Dec. 27, 2016)
- 34, vs. Lipscomb (Nov. 27, 2015)  
34, vs. Marshall (Dec. 30, 2013)

## Most Field Goals Attempted

- 73, vs. Georgia (March 3, 2016)  
72, vs. Oral Roberts (Nov. 16, 2015)
- 71, vs. SC State (Jan. 5, 2013)
- 69, vs. Florida (Feb. 20, 2016)  
69, vs. USC Upstate (Dec. 19, 2013)

## Highest Field Goal Percent

- 60.0 (39-65) vs. High Point (March 15, 2016)
- 58.7 (27-46) vs. Holy Cross (Nov. 13, 2016)
- 58.3 (28-48) vs. Saint Mary's (Dec. 22, 2013)
- 57.7 (30-52) vs. Arkansas (Jan. 26, 2013)
- 56.4 (22-39) vs. Missouri State (Nov. 24, 2012)

## Most 3-Point Field Goals Made

- 13, vs. Rider (Nov. 19, 2012)
- 12, vs. Holy Cross (Nov. 13, 2016)  
12, at Texas A&M (Feb. 6, 2016)
- 11, vs. Auburn (March 12, 2014)
- 10, vs. vs. Lander (Dec. 27, 2016)  
10, at USF (Dec. 17, 2016)  
10, at Mississippi State (March 8, 2014)  
10, at Missouri (Jan. 25, 2014)  
10, vs. Missouri (Feb. 28, 2013)  
10, vs. Jacksonville (Dec. 7, 2012)

## Most 3-Point Field Goals Attempted

- 31, vs. Mississippi State (March 13, 2013)
- 30, at Alabama (Feb. 24, 2015)
- 29, vs. USC Upstate (Dec. 19, 2013)
- 27, vs. Francis Marion (Dec. 30, 2015)  
27, vs. Rider (Nov. 19, 2012)

## Highest 3-Point Field Goal Percentage (min. 10 attempts)

- 73.3 (11-15) vs. Auburn (March 12, 2014)
- 58.3 (7-12) vs. Arkansas (Jan. 26, 2013)
- 57.1 (12-21) at Texas A&M (Feb. 6, 2016)  
57.1 (8-14) at Georgia (Jan. 22, 2014)
- 54.5 (6-11) at Oklahoma State (Dec. 6, 2013)

## Most Free Throws Made

- 46, vs. Memphis (Jan. 2, 2016)
- 30, vs. Arkansas (March 13, 2014)
- 29, vs. Norfolk State (Nov. 14, 2015)
- 28, vs. Alabama (Jan. 30, 2016)  
28, vs. NC A&T (Dec. 30, 2014)  
28, vs. Mississippi State (March 6, 2013)  
28, at LSU (Jan. 16, 2013)

## Most Free Throws Attempted

- 63, vs. Memphis (Jan. 2, 2016)
- 46, vs. Alabama (Jan. 30, 2016)
- 42, vs. Norfolk State (Nov. 14, 2015)
- 41, vs. Mississippi State (Jan. 26, 2016)  
41, vs. Arkansas (March 13, 2014)

## Highest Free Throw Percentage (min. 10 attempts)

- 93.8 (15-16) vs. Holy Cross (Nov. 13, 2016)
- 93.3 (14-15) vs. Tennessee (Jan. 20, 2015)
- 92.9 (13-14) at Georgia (Feb. 17, 2015)
- 92.3 (12-13) at Tennessee (March 7, 2015)
- 85.2 (23-28) vs. Florida (Jan. 7, 2015)

## Most Offensive Rebounds

- 26, vs. Vanderbilt (Feb. 13, 2014)
- 24, at St. John's (Nov. 29, 2012)
- 21, vs. Akron (Nov. 23, 2014)  
21, at Mississippi State (March 8, 2014)  
21, at Clemson (Nov. 17, 2013)

## Most Defensive Rebounds

- 38, vs. Oklahoma State (Dec. 6, 2014)  
38, vs. Longwood (Nov. 9, 2013)
- 35, vs. Memphis (Jan. 2, 2016)
- 34, vs. Vanderbilt (Jan. 9, 2016)  
34, vs. Western Carolina (Nov. 30, 2015)

## Most Total Rebounds

- 53, vs. Memphis (Jan. 2, 2016)
- 51, vs. Mississippi State (Jan. 26, 2016)  
51, vs. Western Carolina (Nov. 30, 2015)
- 50, vs. Alabama (Jan. 30, 2016)  
50, vs. Longwood (Nov. 9, 2013)

## Most Personal Fouls

- 33, at Georgia (Feb. 22, 2014)
- 32, vs. Marshall (Dec. 30, 2013)
- 31, at Texas A&M (Jan. 15, 2014)
- 30, at Memphis (Dec. 30, 2016)  
30, at Auburn (Feb. 26, 2014)

## Most Points

- 94, vs. LSU (Feb. 10, 2016)  
94, vs. Hofstra (Nov. 22, 2015)
- 92, vs. SC State (Nov. 18, 2016)  
92, vs. Lipscomb (Nov. 27, 2015)  
92, vs. Marshall (Dec. 30, 2013)

## Fewest Points

- 36, at Florida (Jan. 30, 2012)
- 43, at Kentucky (Feb. 14, 2015)  
43, vs. Kentucky (Jan. 24, 2015)
- 44, vs. Tennessee (March 14, 2014)
- 46, vs. Florida (March 4, 2014)  
46, vs. LSU (Feb. 14, 2013)

## Most Assists

- 25, vs. High Point (March 15, 2016)  
24, vs. Lipscomb (Nov. 27, 2015)  
22, at Texas A&M (Feb. 6, 2015)  
22, vs. Rider (Nov. 19, 2012)
- 21, vs. Coker (Dec. 21, 2014)  
21, vs. UNC Asheville (Nov. 26, 2014)

## Fewest Turnovers

- 6, vs. Kentucky (March 1, 2014)
- 7, at USF (Dec. 17, 2016)  
7, vs. Mississippi State (Feb. 28, 2015)  
7, at Georgia (Feb. 17, 2015)  
7, vs. Georgia (Feb. 22, 2014)  
7, vs. Akron (Dec. 28, 2013)  
7, at Kentucky (Feb. 5, 2013)  
7, vs. Vanderbilt (Jan. 19, 2013)

## Most Blocks

- 10, vs. Lander (Dec. 27, 2016)  
10, vs. High Point (March 15, 2016)  
10 vs. UNC Asheville (Nov. 26, 2014)
- 9, vs. SC State (Nov. 18, 2016)  
9, at Georgia (Feb. 2, 2016)  
9, vs. Drexel (Dec. 15, 2015)  
9, vs. Coker (Dec. 21, 2014)

## Most Steals

- 13, vs. FIU (Dec. 4, 2016)  
13, vs. Francis Marion (Dec. 30, 2015)  
13, at Marshall (Dec. 1, 2014)
- 12, vs. Syracuse (Nov. 26, 2016)  
12, vs. USF (Dec. 5, 2015)  
12, vs. Lipscomb (Nov. 27, 2015)  
12, vs. Ole Miss (March 12, 2015)  
12, vs. UNC Asheville (Nov. 26, 2014)

## Most Points By Opponent

- 97, at Georgia (Jan. 22, 2014)
- 90, vs. Missouri (Feb. 28, 2013)
- 89, vs. Kentucky (Feb. 13, 2016)  
89, at St. John's (Nov. 29, 2012)
- 86, vs. Manhattan (Dec. 17, 2013)

## Fewest Point By Opponent

- 44, vs. Longwood (Nov. 9, 2013)
- 45, vs. Akron (Dec. 28, 2013)  
45, vs. Cornell (Nov. 20, 2014)  
45, vs. Clemson (Dec. 19, 2014)
- 46, vs. Michigan (Nov. 23, 2016)

## Most Field Goals Made By Opponent

- 33, at St. John's (Nov. 29, 2012)
- 32, vs. Missouri (Feb. 28, 2013)
- 31, vs. Kentucky (Feb. 13, 2016)
- 30, vs. Georgia Tech (March 21, 2016)  
30, vs. Arkansas (March 5, 2015)

## Fewest Field Goals Made By Opponent

- 10, vs. Michigan (Nov. 23, 2016)
- 11, vs. Georgia (Jan. 31, 2015)
- 13, vs. Akron (Dec. 28, 2013)  
13, vs. Longwood (Nov. 9, 2013)
- 14, vs. Syracuse (Nov. 26, 2016)  
14, vs. Cornell (Nov. 20, 2014)  
14, vs. Kentucky (March 1, 2014)

## Highest Opponent Field Goal Percent

- 69.6 (32-46) vs. Missouri (Feb. 28, 2013)
- 61.4 (27-44) at Kentucky (Feb. 5, 2013)
- 58.5 (24-41) vs. Auburn (Jan. 12, 2013)
- 58.1 (25-43) vs. Georgia (Feb. 2, 2013)
- 57.8 (26-45) at Florida (Jan. 8, 2014)

## Most Rebounds By Opponent

- 49, vs. Seton Hall (Dec. 12, 2016)  
49, vs. LSU (Feb. 14, 2013)
- 47, at Georgia (Feb. 23, 2013)
- 46, five times

## Fewest Rebounds By Opponent

- 16, vs. Holy Cross (Nov. 13, 2016)
- 20, vs. NC A&T (Dec. 30, 2014)
- 22, vs. Drexel (Dec. 15, 2015)  
22, vs. Morgan State (Nov. 16, 2012)
- 23, vs. Hofstra (Nov. 22, 2015)  
23, vs. Alabama (Jan. 13, 2015)  
23, vs. Manhattan (Dec. 22, 2012)  
23, vs. Rider (Nov. 19, 2012)

## GAMECOCKS' RECORD WHEN ...

At home	8-1
On the road	2-1
At neutral sites	1-1
In overtime	0-0
vs. Top 25 team	2-0
vs. Top 10 team	0-0
vs. Top 3 team	0-0
Leading at half	10-1
Trailing at half	1-2
Tied at half	0-0
Shooting 50% or better	4-0
Shooting between 39-49%	6-0
Shooting less than 39%	1-3
Opp. shooting 50% or better	0-0
Opp. shooting between 39-49%	3-2
Opp. shooting less than 39%	8-1
Shooting better than opp.	10-1
Shooting worse than/equal to opp.	1-2
Starters out-score opp. starters	10-1
Opp. starters score/equal more	0-2
Bench out-scores opp. bench	5-2
Opp. bench scores/equals more	6-1
Having more FT attempts than opp.	3-0
Having equal/less FT attempts than opp.	8-3
Have more TOs than opp.	3-1
Having equal/less TOs than opp.	8-2
Having more rebounds than opp.	8-1
Having equal/less rebounds than opp.	3-2
Making 6 or more 3FGs	7-1
Having 15 or more assists	8-0
Score more points in paint than opp.	10-1
Scoring equal/less points in paint than opp.	1-2
Scoring more points off TOs than opp.	8-1
Scoring equal/less points off TOs than opp.	3-2
Scoring more 2nd-chance points than opp.	8-1
Scoring equal/less 2nd-chance points than opp.	4-2
Scoring more fast break points than opp.	9-0
Scoring equal/less fast break points than opp.	2-3
Wearing white uniforms	8-1
Wearing Garnet uniforms	2-0
Wearing Black uniforms	1-2
Playing on live TV/live broadcast	11-3
Playing in November	6-0
Playing in December	4-3
Playing in January	1-0
Playing in February	0-0
Playing in March	0-0
Playing a day-game	3-0
Playing a night-game	8-3
Playing on Sunday	2-0
Playing on a Monday	0-1
Playing on a Tuesday	2-0
Playing on a Wednesday	2-1
Playing on a Thursday	1-0
Playing on a Friday	2-1
Playing on a Saturday	2-0
Scoring margin is 5 points or less	0-2
Margin is between 6-10	3-0
Margin is between 11-20	5-1
Margin is more than 20	3-0
Scoring 59 points or less	0-1
Scoring 60-69 points	4-2
Scoring 70-79 points	3-0
Scoring 80-89 points	2-0
Scoring 90-99 points	2-0
Scoring 100+ points	0-0

### MISCELLANEOUS

Current streak	W1
Home court streak	W1
Away streak	W1
Neutral court streak	L1

## 2016-17 SUPERLATIVES

(tied for team lead also included)

Scoring Leaders	'16-17	Career
Sindarius Thornwell	6	39
PJ Dozier	6	7
Duane Notice	1	17
Maik Kotsar	1	1
Rakym Felder	1	1

Rebounding Leaders	'16-17	Career
Chris Silva	7	12
PJ Dozier	4	6
Maik Kotsar	4	4
Sindarius Thornwell	3	33

Assists Leaders	'16-17	Career
PJ Dozier	7	13
Sindarius Thornwell	4	46
Duane Notice	2	36
Rakym Felder	2	2
Hassani Gravett	3	3
Justin McKie	1	3
Maik Kotsar	1	1

Blocks Leaders	'16-17	Career
Chris Silva	9	16
Sindarius Thornwell	4	25
PJ Dozier	1	8
Sedee Keita	2	2
Justin McKie	1	2
Maik Kotsar	1	1
Rakym Felder	1	1
Khadim Gueye	1	1

Steals Leaders	'16-17	Career
PJ Dozier	10	20
Sindarius Thornwell	3	40
Duane Notice	3	21
Justin McKie	2	4
Maik Kotsar	1	1
Hassani Gravett	1	1
Ran Tut	1	1
Maik Kotsar	1	1
Sedee Keita	1	1

Double-Figure Scoring	'16-17	Career
PJ Dozier	11	20
Sindarius Thornwell	8	76
Chris Silva	8	14
Maik Kotsar	7	7
Duane Notice	6	59
Rakym Felder	3	3
Justin McKie	2	3
Hassani Gravett	1	1

20+ points	'16-17	Career
PJ Dozier	6	6
Sindarius Thornwell	4	19
Duane Notice	1	7
Rakym Felder	1	1

30+ points	'16-17	Career
-	-	-

Double-Figure Rebounding	'16-17	Career
Sindarius Thornwell	2	8
Chris Silva	2	3
PJ Dozier	1	1
Maik Kotsar	1	1

5+ assists	'16-17	Career
PJ Dozier	5	8
Sindarius Thornwell	4	25
Duane Notice	2	16
Rakym Felder	1	1
Hassani Gravett	1	1

3+ steals	'16-17	Career
PJ Dozier	6	10
Sindarius Thornwell	3	18
Duane Notice	1	7
Maik Kotsar	1	1
Justin McKie	1	1

2+ blocks	'16-17	Career
Chris Silva	9	19
Sindarius Thornwell	4	12
Maik Kotsar	2	2
PJ Dozier	1	2
Rakym Felder	1	1
Khadim Gueye	1	1

Double-Doubles	'16-17	Career
Sindarius Thornwell	2	8
Chris Silva	1	1
PJ Dozier	1	1
Maik Kotsar	1	1

Clutch Free Throws (under 5 min/OT)	FT-FTA	FT%
Sindarius Thornwell	10-12	.833
Duane Notice	3-4	.750
Justin McKie	3-4	.750
Chris Silva	6-9	.667
PJ Dozier	7-12	.583
Maik Kotsar	3-7	.429
Hassani Gravett	4-8	.500
Rakym Felder	1-2	.500
<b>Totals</b>	<b>37-58</b>	<b>.638</b>

Dunks	'16-17
Chris Silva	10
PJ Dozier	4
Sedee Keita	2
Sindarius Thornwell	2
Maik Kotsar	1

### Miscellaneous

Largest Halftime Lead	
SC	37, vs. Lander (Dec. 27, 2016)
Opp	6, USF (Dec. 17, 2016)
Smallest Halftime Lead	
SC	2, at Georgia (Jan. 4, 2017)
Opp	4, Clemson (Dec. 21, 2016)
Fewest Points In First Half	
SC	25, vs. Clemson (Dec. 21, 2016)
Opp	16, Lander (Dec. 27, 2016)
Most Points In First Half	
SC	53, vs. Lander (Dec. 27, 2016)
Opp	37, USF (Dec. 17, 2016)
Fewest Points In Second Half	
SC	26, at Memphis (Dec. 30, 2016)
Opp	17, vs. Holy Cross (Nov. 13, 2016)
Most Points In Second Half	
SC	46, vs. USF (Dec. 17, 2016)
Opp	46, Lander (Dec. 27, 2016)
Most Points in Overtime	
SC	10, vs. Monmouth (Nov. 15, 2016)
Opp	9, vs. Monmouth (Nov. 15, 2016)
Largest Margin of Victory	
SC	42, vs. SC State (Nov. 18, 2016)
Opp	16, Memphis (Dec. 30, 2016)
Smallest Margin of Victory	
SC	1, vs. Monmouth (Nov. 15, 2016)
Opp	2, Clemson (Dec. 21, 2016)

## 2016-17 GAME BY GAME COMPARISON

	Date	Result	FG-A	Pct	3FG-A	Pct	FT-A	Pct	O-D-Total	PF	Pts	A	TO	Blk	Stl	Min	Half
La Tech			24-55	.436	7-20	.350	21-30	.700	9-20-29	28	76	8	14	4	11	200	31
South Carolina	Nov. 11, 2016	W, 85-76	30-57	.526	9-18	.500	16-26	.615	10-25-35	20	85	16	15	4	6	200	42
Holy Cross &			17-45	.378	5-20	.250	10-15	.667	5-11-16	16	49	12	9	0	3	200	32
South Carolina	Nov. 13, 2016	W, 81-49	27-46	.587	12-24	.500	15-16	.938	8-24-32	17	81	17	11	6	4	200	44
Monmouth &			20-65	.308	6-28	.214	23-27	.852	15-26-41	24	69	10	18	4	15	225	22
South Carolina	Nov. 15, 2016	W, 70-69 (OT)	23-68	.338	7-23	.304	17-25	.680	16-30-46	22	70	15	20	5	7	225	29
SC State &			16-52	.308	5-14	.357	13-21	.619	8-16-24	19	50	6	14	1	6	200	50
South Carolina	Nov. 18, 2016	W, 92-50	33-65	.508	8-24	.333	18-21	.857	17-30-47	17	92	17	13	9	6	200	92
Michigan			10-52	.192	2-26	.077	24-32	.750	18-18-36	17	46	2	16	0	7	200	27
South Carolina	Nov. 23, 2016	W, 61-46	23-53	.434	4-15	.257	11-18	.611	15-25-40	24	61	10	13	6	5	200	33
vs. Syracuse %			14-44	.318	6-15	.400	16-26	.615	9-21-30	19	50	9	17	2	6	200	26
South Carolina	Nov. 26, 2016	W, 64-50	23-51	.451	4-13	.308	14-19	.737	10-27-37	21	64	13	15	1	12	200	37
Vermont			18-51	.353	5-20	.250	9-14	.643	10-21-31	14	50	5	18	2	7	200	32
South Carolina	Dec. 1, 2016	W, 68-50	29-62	.468	4-13	.308	6-7	.857	10-26-36	15	68	18	13	3	11	200	43
FIU			19-46	.413	5-15	.333	11-16	.688	7-28-35	18	54	5	23	1	7	200	22
South Carolina	Dec. 4, 2016	W, 70-54	25-61	.410	8-21	.381	12-19	.632	11-23-34	17	70	15	9	6	13	200	36
vs. Seton Hall ^			19-55	.345	3-12	.250	26-36	.722	18-31-49	18	67	6	17	2	6	200	27
South Carolina	Dec. 12, 2016	L, 67-64	22-57	.386	5-16	.313	15-25	.600	12-23-35	23	64	6	13	4	10	200	34
@ USF			21-50	.420	6-11	.545	18-27	.667	13-28-41	18	66	5	17	2	3	200	37
South Carolina	Dec. 17, 2016	W, 77-66	27-62	.435	10-25	.400	13-20	.650	11-23-34	21	77	18	7	4	9	200	31
Clemson			21-51	.412	3-16	.188	17-27	.630	11-25-36	21	62	8	15	5	9	200	29
South Carolina	Dec. 21, 2016	L, 62-60	22-62	.355	2-16	.125	14-20	.700	14-21-35	22	60	10	14	4	8	200	25
Lander			22-62	.355	5-23	.217	13-19	.684	10-24-34	17	62	12	13	4	7	200	16
South Carolina	Dec. 27, 2016	W, 90-62	35-68	.515	10-22	.455	10-16	.625	13-32-45	16	90	18	12	10	6	200	53
@ Memphis			20-43	.465	1-7	.143	29-37	.784	10-22-32	18	70	14	16	4	4	200	33
South Carolina	Dec. 30, 2016	L, 70-54	18-57	.316	9-25	.360	9-15	.600	17-18-35	30	54	12	19	2	6	200	28
@ Georgia *			17-47	.362	4-13	.308	23-30	.767	11-29-40	17	61	10	16	3	2	200	34
South Carolina	Jan. 4, 2017	W, 67-61	26-61	.426	5-17	.294	10-17	.588	11-23-34	23	67	11	8	8	7	200	36

& - Brooklyn Hoops Holiday Invitational (Columbia, S.C.) | % - Brooklyn Hoops Holiday Invitational (Barclays Center, Brooklyn, N.Y.) | ^ - Under Armour Reunion (Madison Square Garden, New York, N.Y.)



# SOUTH CAROLINA GAMECOCKS

OVERALL: 11-3; SEC: 1-0; HOME: 8-1; AWAY: 2-1; NEUTRAL: 1-1

DATE	OPP.	W/L	SCORE	RECORD (SEC)	POINTS	REBOUNDS	ASSISTS	BLOCKS	STEALS	ATTENDANCE
Nov. 11, 2016	La Tech	W	85-76	1-0 (0-0)	Thornwell (18)	Thornwell (7)	Thornwell (6)	Silva (2)	Dozier (2)	13,334 (paid)
Nov. 13, 2016	Holy Cross &	W	81-49	2-0 (0-0)	Thornwell (20)	Silva (8)	Notice/Dozier (5)	Thornwell/Silva (2)	4 with 1	9,270 (paid)
Nov. 15, 2016	Monmouth &	W	70-69 (OT)	3-0 (0-0)	Thornwell (23)	Silva (10)	Thornwell/Notice (5)	Thornwell (3)	Notice (3)	9,779 (paid)
Nov. 18, 2016	SC State &	W	92-50	4-0 (0-0)	Thornwell (22)	Kotsar (8)	Dozier (6)	Silva (3)	Dozier (3)	10,159 (paid)
Nov. 23, 2016	Michigan	W	61-46	5-0 (0-0)	Thornwell (21)	Thornwell (10)	Gravett (4)	Thornwell (3)	Dozier (2)	13,051 (paid)
Nov. 26, 2016	vs. Syracuse %	W	64-50	6-0 (0-0)	Thornwell/Kotsar (16)	Dozier (10)	Thornwell (5)	Keita (1)	Dozier/Thornwell (3)	8,733
Dec. 1, 2016	Vermont	W	68-50	7-0 (0-0)	Dozier (21)	Thornwell/Dozier (6)	Thornwell (9)	Silva (2)	Dozier/Thornwell (3)	11,579 (paid)
Dec. 4, 2016	FIU	W	70-54	8-0 (0-0)	Notice (27)	Dozier/Silva (7)	Felder (4)	Silva (5)	Dozier/Kotsar (4)	10,587 (paid)
Dec. 12, 2016	vs. Seton Hall ^	L	67-64	8-1 (0-0)	Dozier (20)	Silva (9)	Dozier (3)	Silva (4)	4 with 2	7,558
Dec. 17, 2016	at USF	W	77-66	9-1 (0-0)	Dozier (23)	Kotsar (9)	Dozier/Felder (5)	4 with 1	McKie (4)	2,489
Dec. 21, 2016	Clemson	L	62-60	9-2 (0-0)	Dozier (26)	Dozier/Kotsar (8)	Dozier (5)	Dozier (2)	Dozier (4)	17,026 (paid)
Dec. 27, 2016	Lander	W	90-62	10-2 (0-0)	Felder (20)	Silva/Kotsar (11)	Gravett (5)	Silva (3)	Dozier (2)	10,088 (paid)
Dec. 30, 2016	at Memphis	L	70-54	10-3 (0-0)	Dozier (13)	Silva (8)	4 with 2	Silva/Keita (1)	Keita (2)	10,812
Jan. 4, 2017	at Georgia *	W	67-61	11-3 (1-0)	Dozier (24)	Thornwell (11)	Dozier (5)	Silva/Thornwell (3)	Thornwell (6)	8,856

& - Brooklyn Hoops Holiday Invitational (Columbia, S.C.) | % - Brooklyn Hoops Holiday Invitational (Barclays Center, Brooklyn, N.Y.) | ^ - Under Armour Reunion (Madison Square Garden, New York, N.Y.) | \* - indicates SEC game

## 2016-17 GAME-BY-GAME STARTING LINEUPS

OPPONENT, RESULT	GUARD	GUARD	GUARD	FORWARD	FORWARD
La Tech, W	Dozier	Thornwell	Notice	Kotsar	Silva
Holy Cross, W	Dozier	Thornwell	Notice	Kotsar	Silva
Monmouth, W	Dozier	Thornwell	Notice	Kotsar	Silva
SC State, W	Dozier	Thornwell	Notice	Kotsar	Silva
Michigan, W	Dozier	Thornwell	Notice	Kotsar	Silva
vs. Syracuse, W	Dozier	Thornwell	Notice	Kotsar	Silva
Vermont, W	Dozier	Thornwell	Notice	Kotsar	Silva
FIU, W	Dozier	McKie	Notice	Kotsar	Silva
vs. Seton Hall, L	Dozier	McKie	Notice	Kotsar	Silva
at USF, W	Dozier	McKie	Notice	Kotsar	Silva
Clemson, L	Dozier	McKie	Notice	Kotsar	Silva
Lander, W	Dozier	McKie	Notice	Kotsar	Silva
at Memphis, L	Dozier	McKie	Notice	Kotsar	Silva
at Georgia, W	Dozier	Thornwell	Notice	Kotsar	Silva









**GAME 9 - SETON HALL 67, NO. 16/15 CAROLINA 64**  
**DEC. 12, 2016/NEW YORK (MADISON SQUARE GARDEN)**

**NEW YORK** - No. 16/15 South Carolina (8-1) suffered its first loss of the season Monday night, as it fell 67-64 in a hard-fought battle with Seton Hall (8-2) at Madison Square Garden in the Under Armour Reunion. Sophomore guard PJ Dozier led the Gamecocks with 20 points (9-of-19), marking his third-straight 20-point outing.

The Pirates jumped out to a 2-0 lead, but Carolina answered with a 7-0 run fueled by three turnovers (two steals) and four points from senior Justin McKie, who was making his second career start.

South Carolina's stifling defense forced six turnovers in the game's opening eight minutes. Seton Hall's Myles Powell hit a 3 to end a three minute scoring drought for the Pirates, but sophomore Chris Silva answered with an offensive block and put back to give the Gamecocks a 14-13 lead with 10:57 remaining in the opening half.

It was a physical first period, as both teams would be in the bonus with 10:17 left. Senior guard Duane Notice popped to the wing and hit Carolina's first 3 of 3 with the game's 8:29 left to make it 19-17. A Dozier steal and layup pushed it to 21-17, forcing a timeout by Seton Hall head coach Kevin Willard with 7:32 left. The steal was the Gamecocks 10th forced turnover of the half.

Two free throws by freshman forward Sedee Keita pushed Carolina's run to 7-0 and made the score 23-17 with 7:10 left. Dozier then drove to the hole on the Gamecocks' ensuing possession and spun away from the hoop to hit a smooth, fade away jumper, extending the run to 9-0. The made basket gave Carolina its biggest lead of the first half at 25-17 with 6:54 remaining.

The Pirates leading scorer Khadeen Carrington hit a contested 3 with 2:31 left to cut Carolina's lead to 29-26. Sophomore guard Hassani Gravett answered back with a long ball of his own to push the lead back to six with 1:43 left. Dozier slashed to the hoop and scored just before the half to put the Gamecocks up 34-27 at the break.

South Carolina ended the first half with a 22-6 edge in points in the paint. The Gamecocks held Seton Hall to just 26 percent shooting (7-of-27) in the first half after forcing 13 turnovers and notching eight steals. Dozier led all scorers at halftime with 12 points on 6-of-10 shooting.

The team's exchanged baskets early in the second half, as the Gamecocks led 40-35 at the under 16 media timeout with 15:43 on the clock. A Seton Hall dunk from Desi Rodriguez after the timeout cut it to three, but Carolina was again able to answer as Gravett knocked down a jumper from the left wing.

Seton Hall then went on a 5-0 run to tie the game at 42-42 with 14:37 left. Dozier followed with a 3, however, when he took the extra pass from Notice and connected from the corner to make it 45-42. The 3 was his sixth-straight made basket. With the shot clock dwindling, Gravett then hit a deep 3 on the ensuing possession to make it 48-43 Gamecocks with 13:38 left.

The Pirates clawed back into it and took their first lead at 49-48 since midway through the first half on a made free throw by Myles Powell with 12:23 remaining. The game would be tight and back-and-forth the rest of the way.

After Seton Hall jumped ahead 57-55 after a made free throw by Delgado, Dozier made a tough hoop to tie it back up at 57-57 with 6:02 left. Delgado answered the basket with a dunk to put the Pirates back in front 59-57 with 4:32 left in the ball game. McKie came up with a huge steal and nailed a 3 from the corner to put Carolina back ahead 60-59 with 3:53 left on the clock.

Carrington knocked down another midrange jump shot to put the Pirates ahead 63-60 with 2:05 left. Rodriguez then went 1-of-2 at the charity stripe to make it 64-60 with 1:49 left. Sophomore forward Maik Kotsar made a big shot from the left wing on the ensuing possession to cut Seton Hall's lead to 64-62 with 1:34 remaining.

McKie then made another big time defensive play for the Gamecocks stealing it away from Rodriguez with 31 seconds left. He was fouled and headed to the line with a 1-and-1 chance to tie it up. The senior was clutch, knocking down both free throws to tie it at 64-64. Rodriguez took it hard to the hole and scored a contested layup to put the Pirates ahead 66-64 with 11 seconds left. Dozier got off a solid look from 3 with 3 seconds left, but could not kick it down. Carolina fouled and Rodriguez made 1-of-2 from the line. Dozier launched a full-court heave that rattled in-and-out as time expired for the Seton Hall win.

**GAME 10 - NO. 16/15 CAROLINA 77 - USF 66**  
**DEC. 17, 2016/TAMPA, FLA./USF SUN DOME**

**TAMPA, Fla.** - No. 16/15 South Carolina (9-1) notched its first true road win of the season, 77-66, at South Florida (5-4) on Saturday afternoon. Sophomore PJ Dozier tallied a new career-high 23 points (9-of-18), marking his fourth-straight game with 20-plus. Senior Duane Notice hit four 3-pointers in the second half and finished with 15.

Carolina won the opening tip and jumped out to a 9-6 lead after a Maik Kotsar layup with 16:36 left. The freshman from Tallin, Estonia started the game 3-for-3 from the field with six points. The Gamecocks led 9-8 at the first media timeout with 15:48 left.

The Bulls then went on a 9-0 run to take a 17-12 lead that was capped off with a 3-point play by Geno Thorpe just before the second media timeout with 11:58 left. Carolina countered with a 6-0 run to regain the lead 18-17, forcing a timeout by USF head coach Orlando Antigua with 9:53 left.

The Bulls switched to a 2-3 zone as the Gamecocks had missed seven-straight shots from behind the arc. Freshman Rakym Felder ended the draught from long range and knocked down back-to-back 3s to put South Carolina ahead 24-21. Jahmal McMurray then hit consecutive 3-pointers to put USF back in front 29-27 at the final media timeout of the first half with 3:47 left.

The Gamecocks trailed by six at the break, 37-31, as the Bulls ended the opening period on a 14-4 run. Felder (3-for-6 from 3) and sophomore PJ Dozier (4-for-9) led Carolina in half one with nine points each. Kotsar had seven points and led the team with four rebounds. McMurray led all scorers with 15 at the break (5-of-10, 2-2 from 3). USF held a 26-17 edge on the glass at halftime.

Back-to-back 3s by Notice brought the Gamecocks within two at the under-16 media timeout with 15:45 left in the second half. A Silva dunk and two Felder free throws put the Gamecocks back ahead, 48-46, with 14:47 to go. A Dozier steal and layup by senior Justin McKie then put Carolina up four, forcing a timeout by the Bulls with 12:16 left.

Dozier threw down a transition dunk after the timeout to cap a 9-0 run for the Gamecocks, which put them ahead 57-51. USF clawed back into it and pulled within one at 57-56 after consecutive 3s by McMurray with 9:03 left. McKie answered with a 3 on the ensuing possession after an offensive board by freshman Khadim Gueye.

After a Dozier make 3 with 5:23 left, Carolina began to pull away. With the shot clock dwindling, the Gamecocks swung the ball around the perimeter and Notice hit his fourth 3 of the second half to put Carolina up nine, 72-63 with 3:05 left. The Gamecocks would lead by eight or more the rest of the way en route to the 77-66 victory.

Felder and Dozier tied for the team lead with five assists, as Carolina matched a season-high 18 assists on the day. Kotsar led the way on the glass for the Gamecocks, snagging nine rebounds. McKie recorded a new career-high with four steals to lead the team.

**GAME 11 - CLEMSON 62 - NO. 22/20 CAROLINA 60**  
**DEC. 21, 2016/COLONIAL LIFE ARENA**

**COLUMBIA, S.C.** - No. 22/20 South Carolina (9-2) fell at home Wednesday night to Clemson (9-2), 62-60. PJ Dozier tallied a new career-high 26 points on 10-of-22 shooting. He also had eight rebounds and led the team with five assists.

Colonial Life Arena was electric from the start, as sophomore Chris Silva threw down a thunderous dunk on the game's first possession. From there, it went back-and-forth and Carolina took a 7-6 lead at the first media timeout with 15:37 left. Three different Gamecocks scored the team's first seven points.

Donte Grantham gave the Tigers a 12-10 lead with 12:29 left in the half after hitting a 3 from the right wing. His made long ball ended an over four-minute field goal draught for Clemson.

The Tigers pushed the lead to 17-14 with 7:32 left after another bucket by Grantham. A Dozier layup versus contact in the lane brought Carolina within two at 21-19 with 5:48 left. The hoop was Dozier's 11th point, as he was the game's first player in double-figures.

Sophomore guard Hassani Gravett pushed the ball ahead and brought the Gamecock faithful to their feet after scoring in transition to tie the game at 25-25 with 2:04 left in the opening half. Clemson ended a 2-43 scoring draught with a pair of Elijah Thomas free throws moments later to regain the lead 27-25.

The Tigers held a 29-25 edge as the horn sounded at the end of the first half. Dozier led all scorers at the break with 13 points on 5-of-8 shooting. He was 2-for-2 from 3. Grantham and Thomas led Clemson with eight each. Carolina shot 11-for-29 (37.9 percent) in half one, while the Tigers were 11-for-26 (42.3 percent).

The Gamecocks opened the second half on a 6-0 run to regain the lead 31-29. They pushed the run to 8-3 after a dunk by Dozier that made it 33-32 with 18:07 left, but Clemson retook the lead 37-35 at the first media timeout of the second half with 15:48 remaining.

The score would remain 37-35 for the next 3:48 as both teams ramped up their defensive pressure. Maik Kotsar's layup with 13:20 left ended the draught for both teams. Carolina held a 39-37 advantage at the next media timeout with 11:27 left. A pair of free throws snapped a 6:05 scoring draught for the Tigers and brought them within one at 40-39 with 11:03 on the clock.

Silva converted an and-1 to put the Gamecocks up 46-43 with 8:40 to go. Clemson's leading scorer Jaron Blossomgame brought them within one again at 47-46 with 6:26 remaining.

The Gamecocks led 54-52 at the final media timeout with 3:32 remaining. Dozier made a tough, second-effort bucket to put Carolina up three, but Blossomgame made a tip in on the ensuing possession to bring the Tigers back within one. Head coach Frank Martin then took a timeout with 1:14 left, his team up 58-57.

Two free throws by Marquise Reed put Clemson up 59-58 with 52 seconds left. Carolina got two 3-point looks, but senior Justin McKie and Gravett's shots just missed and the Gamecocks were forced to foul with 20.3 seconds left. Avry Holmes hit both to put the Tigers up three before PJ Dozier then was fouled with 9.8 seconds left and hit both to bring Carolina within one at 61-60. Holmes was fouled again with 9.2 on the game clock. He made the first and missed the second, but the Gamecocks were unable to convert on the opposite end and the Tigers held on for the 62-60 victory.

**GAME 9**



Official Basketball Box Score - Game Totals - Final Statistics  
**SOUTH CAROLINA vs SETON HALL**  
 12/12/16 9:00pm at Madison Square Garden, New York, NY

**SOUTH CAROLINA 64**

#	Player	Total		3-Ptr		Rebounds				PF	TP	A TO Bk St	Min				
		FG	FGA	FG	FGA	FT	FTA	Off	Def					Total			
20	MCKIE, Justin	3	6	1	1	2	2	0	1	1	2	9	1	0	0	23	
21	KOTSAR, Maik	2	6	0	0	0	0	3	4	7	4	4	0	0	1	19	
30	SILVA, Chris	3	5	0	0	5	8	4	5	9	5	11	0	3	4	29	
10	NOTICE, Duane	1	10	1	5	1	4	2	2	4	0	4	2	3	0	36	
15	DOZIER, PJ	9	19	1	5	1	3	0	5	2	20	3	2	0	2	34	
02	GRAVETT, Hassani	3	6	2	5	3	4	0	3	3	4	11	0	3	0	28	
04	FELDER, Rakym	0	0	0	0	0	0	0	0	0	0	0	0	0	0	9	
12	GUEYE, Khadim	0	0	0	0	0	0	0	0	0	2	0	0	0	0	2	
24	KEITA, Sedee	1	5	0	0	0	0	1	2	3	5	0	0	0	0	18	
31	HOLLIMAN, Jarrell	0	0	0	0	0	0	0	0	0	1	0	0	0	0	2	
Team						2		3									
Totals		22-57		5-16		15-25		12 23 35 23				64		6 13 4		200	

FG % 1st Half: 13-29 44.8% 2nd half: 9-28 32.1% Game: 22-57 38.6% Deadball Rebounds 3  
 3FG % 1st Half: 2-7 28.6% 2nd half: 3-9 33.3% Game: 5-16 31.3%  
 FT % 1st Half: 6-12 50.0% 2nd half: 9-13 69.2% Game: 15-25 60.0%

**SETON HALL 67**

#	Player	Total		3-Ptr		Rebounds				PF	TP	A TO Bk St	Min				
		FG	FGA	FG	FGA	FT	FTA	Off	Def					Total			
14	SANOGO, ISMAEL	0	1	0	0	2	2	4	8	12	2	2	0	1	1	0	29
31	DELGADO, ANGEL	4	9	0	0	5	11	3	9	12	3	13	1	1	0	30	
00	CARRINGTON, KHADDEE	5	18	2	6	9	10	1	0	1	2	2	5	1	1	35	
20	RODRIGUEZ, DESI	6	9	0	0	6	8	1	3	4	16	3	0	0	0	29	
30	JONES, MADISON	0	0	0	0	2	2	0	2	3	4	0	1	0	0	17	
01	NZEI, MICHAEL	1	4	0	0	1	2	2	2	0	2	0	1	0	0	14	
13	POWELL, MYLES	4	12	1	6	2	3	1	6	7	4	11	0	1	0	29	
23	CARTER, MYLES	0	1	0	0	0	0	0	0	0	0	0	0	0	0	7	
Team						7		4		11							
Totals		19-55		3-12		26-36		18 31 49 18				67		6 17 2		200	

FG % 1st Half: 7-27 25.9% 2nd half: 12-28 42.9% Game: 19-55 34.5% Deadball Rebounds 5  
 3FG % 1st Half: 2-8 25.0% 2nd half: 1-4 25.0% Game: 3-12 25.0%  
 FT % 1st Half: 11-12 91.7% 2nd half: 15-24 62.5% Game: 26-36 72.2%

Score by periods	1st	2nd	Total
SOUTH CAROLINA	34	30	64
SETON HALL	27	40	67

Points: SC 31, SHU 28  
 In Off 2nd Fast  
 Paint T/O Chance Break Bench  
 SC 28 19 5 6 16  
 SHU 28 18 15 6 13

**GAME 10**



Official Basketball Box Score - Game Totals - Final Statistics  
**South Carolina vs USF**  
 12/17/16 1:00 pm at Tampa, Fla. (Sun Dome)

**South Carolina 77 • 9-1**

#	Player	Total		3-Ptr		Rebounds				PF	TP	A TO Bk St	Min				
		FG	FGA	FG	FGA	FT	FTA	Off	Def					Total			
21	KOTSAR, Maik	5	6	0	0	1	3	2	7	9	3	11	0	0	1	30	
30	SILVA, Chris	3	4	0	0	0	2	1	4	5	4	6	0	1	0	16	
10	NOTICE, Duane	4	12	4	10	3	4	0	2	2	15	4	0	1	0	37	
15	DOZIER, PJ	9	18	2	4	3	5	1	4	5	4	23	5	2	0	28	
20	MCKIE, Justin	3	13	1	5	2	2	2	2	4	2	9	0	1	4	33	
04	FELDER, Rakym	3	7	3	6	2	2	2	2	2	11	5	2	1	0	26	
12	GUEYE, Khadim	0	0	0	0	0	1	1	2	0	0	0	0	1	0	13	
14	TUT, Ran	0	1	0	0	0	0	0	0	1	0	1	0	0	0	4	
24	KEITA, Sedee	0	0	0	0	0	0	0	0	0	0	0	0	0	0	3	
31	HOLLIMAN, Jarrell	0	1	0	0	0	0	0	0	0	3	2	0	0	0	10	
Team						4		5									
Totals		27-62		10-25		13-20		11 23 34 21				77		7 4		9 200	

FG % 1st Half: 12-34 35.3% 2nd half: 15-28 53.6% Game: 27-62 43.5% Deadball Rebounds 3  
 3FG % 1st Half: 4-17 23.5% 2nd half: 6-8 75.0% Game: 10-25 40.0%  
 FT % 1st Half: 3-7 42.9% 2nd half: 10-13 76.9% Game: 13-20 65.0%

**USF 66 • 5-4**

#	Player	Total		3-Ptr		Rebounds				PF	TP	A TO Bk St	Min			
		FG	FGA	FG	FGA	FT	FTA	Off	Def					Total		
21	DA SILVA, Tulio	2	2	0	0	0	1	3	4	3	4	1	3	1	0	18
24	FITTS, Malik	4	8	1	2	3	5	8	3	12	2	0	0	0	1	37
33	GUERRERO, Ruben	0	0	0	0	0	0	0	0	3	0	1	0	0	0	10
00	MC MURRAY, Jahmal	8	17	5	7	4	6	2	1	3	1	25	0	5	0	37
13	THORPE, Geno	3	13	1	1	5	6	3	6	3	11	0	5	0	2	39
01	MANDERSON, Isaiiah	1	0	0	0	0	0	0	0	1	0	0	0	0	0	5
10	BIBBY, Michael	2	1	0	1	2	2	0	0	0	4	0	0	0	0	3
11	BODWAY, Jake	0	1	0	0	0	0	0	0	1	0	0	0	0	0	3
35	ZEIGLER, Bo	2	3	0	0	1	3	2	4	6	3	5	1	0	0	23
42	SANT															





# #20 - JUSTIN MCKIE

SENIOR | GUARD | 6'4" | 204 | 3 LETTERS

COLUMBIA, S.C./IRMO

## SEASON NOTABLES

- Tallied nine points and pulled down six rebounds in the exhibition win vs. Newberry
- Tallied three points and pulled down five rebounds off the bench in opening win vs. La Tech (Nov. 11)
- Posted the second double-figure scoring game of his career with 10 points on 5-of-7 shooting vs. Holy Cross (Nov. 13)
- Led all bench scorers with eight points in 27 minutes, also collecting a career high six rebounds in Carolina's OT win vs. Monmouth (Nov. 15)
- Scored six points, grabbed four rebounds, tallied two assists and led all bench players in minutes (21) for the third consecutive game in win vs. SC State (Nov. 18)
- Played 17 minutes off the bench and logged five points, four rebounds and one block in win vs. No. 25/24 Michigan (Nov. 23)
- Had three points, two rebounds and an assist in 16 minutes played in win vs. No. 18/16 Syracuse (Nov. 26)
- Scored two points, had two steals and two rebounds in 20 minutes off the bench in win vs. Vermont (Dec. 1)
- Made first career start in win vs. FIU (Dec. 4), played 13 minutes due to early foul trouble and had an assist and a steal
- Had nine points, two steals, one assist and one rebound in loss vs. Seton Hall (Dec. 12) at Madison Square Garden, made second career start in the game
- Recorded nine points, four rebounds and three assists in win at USF (Dec. 17), posted career-highs for steals (4) and minutes (33) in the victory
- Started his fourth-straight game and scored three points in loss vs. Clemson (Dec. 21), had five rebounds, two assists and a steal in 29 minutes
- Nine points with three rebounds and a season high four assists in win vs. Lander (Dec. 27)
- Recorded third double-figure scoring game of his career with 10 points at Memphis (Dec. 30)
- Tallied three points, five rebounds and one assist in win at Georgia (Jan. 4)

## MCKIE'S CAREER HIGHS

### Points

- Career 12, at Marshall (Dec. 1, 2014)
- Season 10, twice, last at Memphis (Dec. 30, 2016)

### Field Goals

- Career 5, twice, last vs. Holy Cross (Nov. 13, 2016)
- Season 5, vs. Holy Cross (Nov. 13, 2016)

### Field Goal Attempts

- Career 13, at USF (Dec. 17, 2016)
- Season 13, at USF (Dec. 17, 2016)

### 3-Point Field Goals

- Career 2, 3x, last at Memphis (Dec. 30, 2016)
- Season 2, at Memphis (Dec. 30, 2016)

### 3-Point Field Goal Attempts

- Career 6, vs. Monmouth (Nov. 15, 2016)
- Season 6, vs. Monmouth (Nov. 15, 2016)

### Free Throws

- Career 4, vs. Florida (Jan. 7, 2015)
- Season 2, 4x, last at Memphis (Dec. 30, 2016)

### Free Throw Attempts

- Career 4, 3x, last vs. Missouri (Jan. 16, 2016)
- Season 3, twice, last vs. Lander (Dec. 27, 2016)

### Rebounds

- Career 6, vs. Monmouth (Nov. 15, 2016)
- Season 6, vs. Monmouth (Nov. 15, 2016)

### Assists

- Career 5, vs. Lipscomb (Nov. 27, 2015)
- Season 4, vs. Lander (Dec. 27, 2016)

### Blocks

- Career 1, 3x, last at USF (Dec. 17, 2016)
- Season 1, twice, last at USF (Dec. 17, 2016)

### Steals

- Career 4, at USF (Dec. 17, 2016)
- Season 4, at USF (Dec. 17, 2016)

### Minutes Played

- Career 33, at USF (Dec. 17, 2016)
- Season 33, at USF (Dec. 17, 2016)

## 2016-17

Opponent	Date	GS	Min	FG-FGA	Pct	3FG-3FGA	Pct	FFTA	Pct	Off	Def	Tot	Avg	PF	FO	A	TO	Blk	Stl	Pts	Avg
Louisiana Tech	11/11/16	19	1-3	.333	1-2	.500	0-0	.000	1	4	5	5.0	0	0	1	1	0	0	3	3.0	
Holy Cross	11/13/16	22	5-7	.714	0-2	.000	0-0	.000	0	1	1	3.0	0	0	0	0	0	0	10	6.5	
Monmouth	11/15/16	27	3-10	.300	1-6	.167	1-2	.500	2	4	6	4.0	2	0	2	0	0	0	8	7.0	
SC State	11/18/16	21	3-6	.500	0-2	.000	0-0	.000	1	3	4	4.0	1	0	2	0	0	0	6	6.8	
Michigan	11/23/16	17	2-3	.666	1-2	.500	0-0	.000	0	4	4	3.0	0	0	1	0	0	1	0	5	6.4
vs. Syracuse	11/26/16	16	1-2	.500	0-1	.000	1-3	.333	0	2	2	3.7	0	0	1	2	0	0	3	5.8	
Vermont	12/1/16	20	1-6	.167	0-2	.000	0-0	.000	1	2	3	3.6	1	0	3	0	0	2	2	5.3	
FIU	12/4/16	*	13	0-3	.000	0-2	.000	0-0	.000	0	0	3.1	3	0	1	0	0	1	0	4	6.6
vs. Seton Hall	12/12/16	*	23	3-6	.500	1-1	1.000	2-2	1.000	0	1	2.9	2	0	1	0	0	2	9	5.1	
at USF	12/17/16	*	33	3-13	.231	1-5	.200	2-2	1.000	2	2	4.3	3.0	2	0	3	0	1	4	9	5.5
Clemson	12/21/16	*	29	1-5	.200	0-3	.000	1-2	.500	1	4	5	3.2	2	0	2	2	0	1	3	5.3
Lander	12/27/16	*	23	3-8	.375	1-3	.333	2-3	.667	2	1	3	3.2	2	0	4	0	0	1	9	5.6
at Memphis	12/30/16	*	21	4-8	.500	2-3	.667	2-2	1.000	1	0	1	3.0	2	0	2	2	0	0	10	5.9
at Georgia	1/4/17		16	1-4	.250	1-1	1.000	0-0	.000	3	2	5	3.1	3	0	1	0	0	0	3	5.7
Texas A&M	1/7/17																				
at Tennessee	1/11/17																				
Ole Miss	1/14/17																				
Florida	1/18/17																				
at Kentucky	1/21/17																				
Auburn	1/24/17																				
at Missouri	1/28/17																				
at LSU	2/1/17																				
Georgia	2/4/17																				
Alabama	2/7/17																				
at Mississippi State	2/11/17																				
Arkansas	2/15/17																				
at Vanderbilt	2/18/17																				
at Florida	2/21/17																				
Tennessee	2/25/17																				
Mississippi State	2/28/17																				
at Ole Miss	3/4/17																				
vs. SEC Tournament	TBD																				
vs. NCAA Tournament	TBD																				

## CAREER STATISTICS

Season	GP-GS	Min	Avg	FG	FGA	Pct	3FG	3FGA	Pct	FT	FTA	Pct	Off	Def	Tot	Avg	PF	FO	Ast	TO	Blk	Stl	Pts	Avg
2013-14	17-0	80	4.7	3	17	.176	1	8	.125	2	4	.500	4	12	16	0.9	8	0	5	5	0	3	9	0.5
2014-15	25-0	282	11.3	26	67	.388	11	36	.306	18	23	.783	11	33	44	1.8	20	0	8	11	3	9	81	3.2
2015-16	27-0	217	8.0	14	47	.298	3	18	.167	9	14	.643	7	20	27	1.0	21	1	22	7	2	2	40	1.5
2016-17	14-6	300	21.4	31	84	.369	9	35	.257	9	14	.643	14	30	44	3.1	23	0	21	9	2	11	80	5.7
Totals	83-6	879	10.6	74	215	.344	24	97	.247	38	55	.691	36	95	131	1.6	72	1	56	32	7	25	210	2.5

## CAREER SEC STATISTICS

Season	GP-GS	Min	Avg	FG	FGA	Pct	3FG	3FGA	Pct	FT	FTA	Pct	Off	Def	Tot	Avg	PF	FO	Ast	TO	Blk	Stl	Pts	Avg
2014	9-0	56	6.2	2	11	.182	1	5	.200	0	0	.000	1	9	10	1.1	7	0	5	5	0	2	5	0.6
2015	12-0	130	10.8	5	21	.238	2	11	.182	6	6	1.000	6	12	18	1.5	10	0	1	6	1	2	18	1.5
2016	12-0	79	6.6	4	14	.286	0	3	.000	3	6	.500	4	3	7	0.6	4	0	7	4	0	1	11	0.9
2017	1-0	16	16.0	1	4	.250	1	11	1.000	0	0	.000	3	2	5	5.0	3	0	1	0	0	0	3	3.0
Totals	34-0	281	8.3	12	50	.240	4	20	.200	9	12	.750	14	26	40	1.2	24	0	14	15	2	5	37	1.1

# #10 - DUANE NOTICE

SENIOR | GUARD | 6'2" | 225 | 3 LETTERS

TORONTO, ONTARIO, CANADA/ST. THOMAS MORE (OAKDALE, CONN.)



## NOTICE'S CAREER HIGHS

### Points

Career 27, twice, last vs. at FIU (Dec. 4, 2016)

Season 27, vs. FIU (Dec. 4, 2016)

### Field Goals

Career 10, at Marshall (Dec. 1, 2014)

Season 9, vs. FIU (Dec. 4, 2016)

### Field Goal Attempts

Career 18, twice, last at LSU (Jan. 28, 2015)

Season 14, vs. FIU (Dec. 4, 2016)

### 3-Point Field Goals

Career 6, vs. FIU (Dec. 4, 2016)

Season 6, vs. FIU (Dec. 4, 2016)

### 3-Point Field Goal Attempts

Career 11, twice, last at Alabama (Feb. 24, 2015)

Season 10, twice, last at USF (Dec. 17, 2016)

### Free Throws

Career 12, vs. Memphis (Jan. 2, 2016)

Season 6, vs. La Tech (Nov. 11, 2016)

### Free Throw Attempts

Career 12, vs. Memphis (Jan. 2, 2016)

Season 8, vs. La Tech (Nov. 11, 2016)

### Rebounds

Career 8, vs. Auburn (March 12, 2014)

Season 5, vs. Michigan (Nov. 23, 2016)

### Assists

Career 8, twice, last vs. Florida (Feb. 20, 2016)

Season 5, twice, last vs. Monmouth (Nov. 15, 2016)

### Blocks

Career 1, 9x, last vs. Lander (Dec. 27, 2016)

Season 1, vs. Lander (Dec. 27, 2016)

### Steals

Career 3, 6x, last vs. Monmouth (Nov. 15, 2016)

Season 3, vs. Monmouth (Nov. 15, 2016)

### Minutes Played

Career 41, vs. Monmouth (Nov. 15, 2016)

Season 41, vs. Monmouth (Nov. 15, 2016)

## SEASON NOTABLES

- Tallied 17 points, hitting four 3s in the exhibition win vs. Newberry
- 17 points with three assists and a steal in opener vs. La Tech (Nov. 11)
- Dished a team high five assists in win vs. Holy Cross (Nov. 13)
- Dished the game winning assist on PJ Dozier's jumper as time expired in OT win over Monmouth (Nov. 15)
- Scored 15 points with five assists and a team high three steals vs. the Hawks
- Tied for team lead with 25 minutes played in win vs. SC State (Nov. 18)
- Led team with 35 minutes in win vs. No. 25/24 Michigan (Nov. 23), one of four Gamecocks in double figures with 13 points, also had five rebounds, which was a season-high
- Played 32 minutes, which led team, in win vs. No. 18/16 Syracuse (Nov. 26), tallied seven points, three rebounds, two assists and a steal in the victory
- Tallied two points, four assists and two rebounds in 28 minutes in win vs. Vermont (Dec. 1)
- Matched career-high with 27 points in win vs. FIU (Dec. 4), made 6-of-10 from behind the arc to set a new single-game career-high for 3-point field goals, led team with 36 minutes and had an assist and a rebound
- Posted four points, four rebounds, two assists and two steals in loss vs. Seton Hall (Dec. 12) at Madison Square Garden, played game-high 36 minutes
- Played team-high 37 minutes and posted 15 points, four assists, two rebounds and one steal in win at USF (Dec. 17), scored 14 points and hit four 3s in the second half
- Led team with 36 minutes in loss vs. Clemson (Dec. 21), scored four points, had two rebounds and two assists
- Scored 13 points with three rebounds, an assist and a steal in win over Lander (Dec. 27)

## 2016-17

Opponent	Date	GS	Min	FG-FGA	Pct	3FG-FGA	Pct	FT-FTA	Pct	Off	Def	Tot	Avg	PF	FO	A	TO	Blk	Stl	Pts	Avg
Louisiana Tech	11/11/16	*	29	4-7	.571	3-6	.500	6-8	.750	0	1	1	1.0	0	0	3	3	0	1	17	17.0
Holy Cross	11/13/16	*	23	2-5	.400	2-4	.500	0-0	.000	0	0	0	0.5	1	0	5	3	0	1	6	11.5
Monmouth	11/15/16	*	41	5-13	.384	3-8	.375	2-2	1.000	2	1	3	1.3	1	0	5	3	0	3	15	12.7
SC State	11/18/16	*	25	1-5	.200	1-5	.200	2-2	1.000	0	0	0	1.0	1	0	4	3	0	0	5	10.8
Michigan	11/23/16	*	35	5-12	.417	1-5	.200	2-4	.500	2	3	5	1.8	1	0	0	0	0	1	13	11.2
vs. Syracuse	11/26/16	*	32	2-7	.286	2-4	.500	1-2	.500	1	2	3	2.0	3	0	2	1	0	1	7	10.5
Vermont	12/1/16	*	28	1-6	.167	0-4	.000	0-0	.000	0	2	2	2.0	1	0	4	2	0	0	2	9.3
FIU	12/4/16	*	36	9-14	.643	6-10	.600	3-4	.750	0	1	1	1.9	2	0	1	0	0	0	27	11.5
vs. Seton Hall	12/12/16	*	36	1-10	.100	1-5	.200	1-4	.250	2	2	4	2.1	0	0	2	3	0	2	4	10.7
at USF	12/17/16	*	37	4-12	.333	4-10	.400	3-4	.750	0	2	2	2.1	1	0	4	1	0	1	15	11.1
Clemson	12/21/16	*	36	1-9	.111	0-5	.000	2-3	.667	1	1	2	2.1	3	0	2	2	0	0	4	10.5
Lander	12/27/16	*	25	5-10	.500	1-5	.200	2-2	1.000	0	3	3	2.2	0	0	1	0	1	1	13	10.7
at Memphis	12/30/16	*	24	0-8	.000	0-7	.000	2-4	.500	1	1	2	2.2	1	0	1	4	0	0	2	10.0
at Georgia	1/4/17	*	29	1-7	.143	0-3	.000	0-2	.000	3	1	4	2.3	2	0	2	2	0	0	2	9.4
Texas A&M	1/7/17																				
at Tennessee	1/11/17																				
Ole Miss	1/14/17																				
Florida	1/18/17																				
at Kentucky	1/21/17																				
Auburn	1/24/17																				
at Missouri	1/28/17																				
at LSU	2/1/17																				
Georgia	2/4/17																				
Alabama	2/7/17																				
at Mississippi State	2/11/17																				
Arkansas	2/15/17																				
at Vanderbilt	2/18/17																				
at Florida	2/21/17																				
Tennessee	2/25/17																				
Mississippi State	2/28/17																				
at Ole Miss	3/4/17																				
vs. SEC Tournament	TBD																				
vs. NCAA Tournament	TBD																				

## CAREER STATISTICS

Season	GP-GS	Min	Avg	FG	FGA	Pct	3FG	3FGA	Pct	FT	FTA	Pct	Off	Def	Tot	Avg	PF	FO	Ast	TO	Blk	Stl	Pts	Avg
2013-14	34-22	856	25.2	90	237	.380	21	58	.362	78	116	.672	35	64	99	2.9	72	2	99	89	4	20	279	8.2
2014-15	33-33	987	29.9	127	337	.377	61	168	.363	72	91	.791	20	67	87	2.6	61	0	89	60	4	29	387	11.7
2015-16	34-8	935	27.5	115	298	.389	68	171	.398	68	91	.747	26	57	83	2.4	55	0	78	35	1	32	366	10.8
2016-17	14-14	436	31.1	41	125	.328	24	81	.296	26	41	.634	12	20	32	2.3	17	0	36	27	1	11	132	9.4
<b>Totals</b>	<b>115-77</b>	<b>3214</b>	<b>27.9</b>	<b>373</b>	<b>995</b>	<b>.375</b>	<b>174</b>	<b>478</b>	<b>.364</b>	<b>244</b>	<b>339</b>	<b>.720</b>	<b>93</b>	<b>208</b>	<b>301</b>	<b>2.6</b>	<b>205</b>	<b>2</b>	<b>302</b>	<b>211</b>	<b>10</b>	<b>92</b>	<b>1164</b>	<b>10.1</b>

## CAREER SEC STATISTICS

Season	GP-GS	Min	Avg	FG	FGA	Pct	3FG	3FGA	Pct	FT	FTA	Pct	Off	Def	Tot	Avg	PF	FO	Ast	TO	Blk	Stl	Pts	Avg
2014	18-14	516	28.7	48	133	.361	8	30	.267	46	71	.648	19	34	53	2.9	41	1	50	58	1	11	150	8.3
2015	18-18	548	30.4	62	191	.325	33	102	.324	26	36	.722	12	35	47	2.6	35	0	48	30	2	11	183	10.2
2016	18-5	533	29.6	63	153	.412	40	97	.412	22	33	.667	15	31	46	2.6	34	0	43	22	0	17	188	10.4
2017	1-1	29	29.0	1	7	.143	0	3	.000	0	2	.000	3	1	4	4.0	2	0	2	2	0	0	2	2.0
<b>Totals</b>	<b>55-38</b>	<b>1626</b>	<b>29.6</b>	<b>174</b>	<b>484</b>	<b>.360</b>	<b>81</b>	<b>232</b>	<b>.349</b>	<b>94</b>	<b>142</b>	<b>.662</b>	<b>49</b>	<b>101</b>	<b>150</b>	<b>2.7</b>	<b>112</b>	<b>1</b>	<b>143</b>	<b>112</b>	<b>3</b>	<b>39</b>	<b>523</b>	<b>9.5</b>



# #0 - SINDARIUS THORNWELL

SENIOR | GUARD | 6'5" | 211 | 3 LETTERS

LANCASTER, S.C./OAK HILL ACADEMY (WILSON, VA.)

## SEASON NOTABLES

- Led the team with 34 points, 11 rebounds and five assists in the exhibition win vs. Newberry
- Led the team with 18 points, seven rebounds and six assists in opener vs. La Tech
- Posted the 16th 20-point game of his career with a team high 20 points, hitting four 3s, in win vs. Holy Cross (Nov. 13)
- Led the team for the third straight game to open the season with 23 points, nine rebounds, five assists and a pair of steals to go along with a career high three blocks in the OT win over Monmouth (Nov. 15)
- Talled third 20-point game of the season (17th of career) after leading team in points with 22 for the fourth straight game, also had five rebounds in 25 minutes played in win vs. SC State (Nov. 18)
- Talled fourth-straight 20-point game of the season after leading team with 21 in win vs. No. 25/24 Michigan (Nov. 23), also had 10 rebounds to record first double-double of the season, shot 8-of-12 (67 percent) from the field
- Tied for team-lead with 16 points in win vs. No. 18/16 Syracuse (Nov. 26), had six rebounds, team-high five assists and three steals in 31 minutes, went 9-of-10 from the free-throw line
- Scored 11 points and tied a single-game career-high with nine assists in win vs. Vermont (Dec. 1), also had five rebounds and tied for the team lead with three steals
- Recorded eighth career double-double after scoring 19 points and leading the team with 11 rebounds in win at Georgia (Jan. 7), played team-high 39 minutes and tied a career-high with six steals

## THORNWELL'S CAREER HIGHS

- Points**  
 Career 26, at Georgia (Jan. 22, 2014)  
 Season 23, vs. Monmouth (Nov. 15, 2016)
- Field Goals**  
 Career 9, 4x, last at Arkansas (March 5, 2016)  
 Season 8, 3x, last at Georgia (Jan. 4, 2017)
- Field Goal Attempts**  
 Career 24, vs. Charlotte (Nov. 21, 2014)  
 Season 18, vs. Monmouth (Nov. 15, 2016)
- 3-Point Field Goals**  
 Career 5, at Auburn (Jan. 5, 2016)  
 Season 4, vs. Holy Cross (Nov. 13, 2016)
- 3-Point Field Goal Attempts**  
 Career 10, twice, last vs. Charlotte (Nov. 21, 2014)  
 Season 6, twice, last vs. SC State (Nov. 18, 2016)
- Free Throws**  
 Career 11, vs. LSU (Feb. 10, 2016)  
 Season 9, twice, last vs. Syracuse (Nov. 26, 2016)
- Free Throw Attempts**  
 Career 14, twice, last vs. LSU (Feb. 10, 2016)  
 Season 11, vs. Monmouth (Nov. 15, 2016)
- Rebounds**  
 Career 11, 5x, last at Georgia (Jan. 4, 2017)  
 Season 11, at Georgia (Jan. 4, 2017)
- Assists**  
 Career 9, 3x, last vs. Vermont (Dec. 1, 2016)  
 Season 9, vs. Vermont (Dec. 1, 2016)
- Blocks**  
 Career 3, 3x, last at Georgia (Jan. 4, 2017)  
 Season 3, 3x, last at Georgia (Jan. 4, 2017)
- Steals**  
 Career 6, twice, last at Georgia (Jan. 4, 2017)  
 Season 6, at Georgia (Jan. 4, 2017)
- Minutes Played**  
 Career 44, vs. Florida (Feb. 20, 2016)  
 Season 41, vs. Monmouth (Nov. 15, 2016)

## 2016-17

Opponent	Date	GS	Min	FG-FGA	Pct	3FG-FGA	Pct	FFFTA	Pct	Off	Def	Tot	Avg	PF	FO	A	TO	Blk	Stl	Pts	Avg
Louisiana Tech	11/11/16	*	32	7-16	.438	2-4	.500	2-2	1.000	1	6	7	7.0	4	0	6	6	1	1	18	18.0
Holy Cross	11/13/16	*	27	5-9	.555	4-6	.667	6-6	1.000	3	5	8	6.0	1	0	0	0	2	0	20	19.0
Monmouth	11/15/16	*	41	6-18	.333	2-5	.400	9-11	.818	3	6	9	7.0	2	0	5	3	3	2	23	20.3
SC State	11/18/16	*	25	8-15	.533	2-6	.333	4-4	1.000	2	3	5	6.5	2	0	1	2	0	1	22	20.8
Michigan	11/23/16	*	32	8-12	.667	2-4	.500	3-5	.600	1	9	10	7.2	1	0	3	4	3	1	21	20.8
vs. Syracuse	11/26/16	*	31	3-6	.500	1-2	.500	9-10	.900	2	4	6	7.0	3	0	5	3	0	3	16	20.0
Vermont	12/1/16	*	29	4-10	.400	1-2	.500	2-2	1.000	3	2	5	6.7	1	0	9	1	0	3	11	18.7
FIU	12/4/16	-	-	-	-	-	-	-	-	-	-	-	-	-	-	-	-	-	-	-	-
vs. Seton Hall	12/12/16	-	-	-	-	-	-	-	-	-	-	-	-	-	-	-	-	-	-	-	-
at USF	12/17/16	-	-	-	-	-	-	-	-	-	-	-	-	-	-	-	-	-	-	-	-
Clemson	12/21/16	-	-	-	-	-	-	-	-	-	-	-	-	-	-	-	-	-	-	-	-
Lander	12/27/16	-	-	-	-	-	-	-	-	-	-	-	-	-	-	-	-	-	-	-	-
at Memphis	12/30/16	-	-	-	-	-	-	-	-	-	-	-	-	-	-	-	-	-	-	-	-
at Georgia	1/4/17	*	35	8-17	.471	1-3	.333	2-4	.500	3	8	11	7.3	3	0	1	1	3	6	19	18.8
Texas A&M	1/7/17																				
at Tennessee	1/11/17																				
Ole Miss	1/14/17																				
Florida	1/18/17																				
at Kentucky	1/21/17																				
Auburn	1/24/17																				
at Missouri	1/28/17																				
at LSU	2/1/17																				
Georgia	2/4/17																				
Alabama	2/7/17																				
at Mississippi State	2/11/17																				
Arkansas	2/15/17																				
at Vanderbilt	2/18/17																				
at Florida	2/21/17																				
Tennessee	2/25/17																				
Mississippi State	2/28/17																				
at Ole Miss	3/4/17																				
vs. SEC Tournament	TBD																				
vs. NCAA Tournament	TBD																				

## CAREER STATISTICS

Season	GP-GS	Min	Avg	FG	FGA	Pct	3FG	3FGA	Pct	FT	FTA	Pct	Off	Def	Tot	Avg	PF	FO	Ast	TO	Blk	Stl	Pts	Avg
2013-14	34-34	1007	29.6	143	370	.386	37	100	.370	131	178	.736	48	91	139	4.1	100	2	101	106	21	40	454	13.4
2014-15	33-33	1011	30.6	114	335	.340	38	142	.268	101	141	.716	50	111	161	4.9	83	3	73	71	11	43	367	11.1
2015-16	34-34	1125	33.1	144	377	.382	46	138	.333	123	161	.764	39	124	163	4.8	66	0	130	77	16	50	457	13.4
2016-17	8-8	252	31.5	49	103	.476	15	32	.469	37	44	.841	17	41	58	7.3	17	0	30	20	12	17	150	18.8
Totals	109-109	3395	31.1	450	1185	.380	136	412	.330	392	524	.748	154	367	521	4.8	266	5	334	274	60	150	1428	13.1

## CAREER SEC STATISTICS

Season	GP-GS	Min	Avg	FG	FGA	Pct	3FG	3FGA	Pct	FT	FTA	Pct	Off	Def	Tot	Avg	PF	FO	Ast	TO	Blk	Stl	Pts	Avg
2014	18-18	597	33.2	90	229	.393	21	60	.350	79	105	.752	29	56	85	4.7	55	2	72	75	13	21	280	15.6
2015	18-18	578	32.1	55	180	.306	23	83	.277	58	76	.763	24	52	76	4.2	47	2	39	44	3	19	191	10.6
2016	18-18	634	35.2	83	219	.379	25	73	.342	67	87	.770	25	60	85	4.7	34	0	71	44	10	26	258	14.3
2017	1-1	35	35.0	8	17	.471	1	3	.333	2	4	.500	3	8	11	11.0	3	0	1	1	3	6	19	19.0
Totals	55-55	1844	33.5	236	645	.366	70	219	.320	206	272	.757	81	176	257	4.7	139	4	183	164	29	72	748	13.6



# #31 JARRELL HOLLIMAN

R-JUNIOR | FORWARD | 6'7" | 206 | 2 LETTERS

ALPHARETTA, GA./ALPHARETTA/ELMHURST COLLEGE

## SEASON NOTABLES

- Tallied three points in eight minutes in the exhibition win vs. Newberry
- Scored the first points of his Gamecock career and played a career high 14 minutes in season opener vs. La Tech (Nov. 11)
- Collected a rebound in 12 minutes vs. Holy Cross (Nov. 13)
- Pulled down two rebounds in nine minutes in OT win vs. Monmouth (Nov. 15)
- Played eight minutes and snagged one rebound in win vs. SC State (Nov. 18)
- Saw three minutes of action and logged one block (first of career) in win vs. Vermont (Dec. 1)
- Had two rebounds in three minutes in win vs. FIU (Dec. 4)
- Logged two minutes in loss vs. Seton Hall at Madison Square Garden (Dec. 12)
- Saw 10 minutes of action off the bench in win at USF (Dec. 17), hit two free throws (first of his career) early in the second half to log first points since season-opener
- Played five minutes off the bench and grabbed two rebounds in loss vs. Clemson (Dec. 21)

## HOLLIMAN'S CAREER HIGHS

### Points

Career 4, vs. La Tech (Nov. 11, 2016)

Season 4, vs. La Tech (Nov. 11, 2016)

### Field Goals

Career 2, vs. La Tech (Nov. 11, 2016)

Season 2, vs. La Tech (Nov. 11, 2016)

### Field Goal Attempts

Career 2, vs. La Tech (Nov. 11, 2016)

Season 2, vs. La Tech (Nov. 11, 2016)

### 3-Point Field Goals

Career -

Season -

### 3-Point Field Goal Attempts

Career -

Season -

### Free Throws

Career 2, at USF (Dec. 17, 2016)

Season 2, at USF (Dec. 17, 2016)

### Free Throw Attempts

Career 2, at USF (Dec. 17, 2016)

Season 2, at USF (Dec. 17, 2016)

### Rebounds

Career 2, 3x, last vs. Clemson (Dec. 21, 2016)

Season 2, 3x, last vs. Clemson (Dec. 21, 2016)

### Assists

Career 1, twice, last vs. Monmouth (Nov. 15, 2016)

Season 1, twice, last vs. Monmouth (Nov. 15, 2016)

### Blocks

Career 1, vs. Vermont (Dec. 1, 2016)

Season 1, vs. Vermont (Dec. 1, 2016)

### Steals

Career -

Season -

### Minutes Played

Career 14, vs. La Tech (Nov. 11, 2016)

Season 14, vs. La Tech (Nov. 11, 2016)

## 2016-17

Opponent	Date	GS	Min	FG-FGA	Pct	3FG-FGA	Pct	FFFTA	Pct	Off	Def	Tot	Avg	PF	FO	A	TO	Blk	Stl	Pts	Avg
Louisiana Tech	11/11/16		14	2-2	1.000	0-0	.000	0-0	.000	0	0	0	0.0	2	0	1	0	0	0	4	4.0
Holy Cross	11/13/16		12	0-1	.000	0-0	.000	0-0	.000	1	0	1	0.5	2	0	0	0	0	0	0	2.0
Monmouth	11/15/16		9	0-0	.000	0-0	.000	0-0	.000	1	2	1.0	2	0	1	0	0	0	0	0	1.3
SC State	11/18/16		8	0-1	.000	0-0	.000	0-0	.000	0	1	1.0	2	0	0	0	0	0	0	0	1.0
Michigan	11/23/16	-	-	-	-	-	-	-DNP - Coaches Decision	-	-	-	-	-	-	-	-	-	-	-	-	-
vs. Syracuse	11/26/16	-	-	-	-	-	-	-DNP - Coaches Decision	-	-	-	-	-	-	-	-	-	-	-	-	-
Vermont	12/1/16		3	0-0	.000	0-0	.000	0-0	.000	0	0	0	0.8	0	0	0	0	1	0	0	0.8
FIU	12/4/16		3	0-0	.000	0-0	.000	0-0	.000	0	2	2	1.0	0	0	1	0	0	0	0	0.7
vs. Seton Hall	12/12/16		2	0-0	.000	0-0	.000	0-0	.000	0	0	0	0.9	0	0	0	0	0	0	0	0.6
at USF	12/17/16		10	0-1	.000	0-0	.000	2-2	1.000	0	0	0	0.8	3	0	0	0	0	0	2	0.8
Clemson	12/21/16		5	0-1	.000	0-0	.000	0-0	.000	0	2	2	0.9	0	0	0	0	0	0	0	0.7
Lander	12/27/16		3	0-0	.000	0-0	.000	0-0	.000	0	0	0	0.8	0	0	0	0	0	0	0	0.6
at Memphis	12/30/16		1	0-0	.000	0-0	.000	0-0	.000	0	0	0	0.7	0	0	0	0	0	0	0	0.5
at Georgia	1/4/17	-	-	-	-	-	-	-DNP - Coaches Decision	-	-	-	-	-	-	-	-	-	-	-	-	-
Texas A&M	1/7/17	-	-	-	-	-	-	-	-	-	-	-	-	-	-	-	-	-	-	-	-
at Tennessee	1/11/17	-	-	-	-	-	-	-	-	-	-	-	-	-	-	-	-	-	-	-	-
Ole Miss	1/14/17	-	-	-	-	-	-	-	-	-	-	-	-	-	-	-	-	-	-	-	-
Florida	1/18/17	-	-	-	-	-	-	-	-	-	-	-	-	-	-	-	-	-	-	-	-
at Kentucky	1/21/17	-	-	-	-	-	-	-	-	-	-	-	-	-	-	-	-	-	-	-	-
Auburn	1/24/17	-	-	-	-	-	-	-	-	-	-	-	-	-	-	-	-	-	-	-	-
at Missouri	1/28/17	-	-	-	-	-	-	-	-	-	-	-	-	-	-	-	-	-	-	-	-
at LSU	2/1/17	-	-	-	-	-	-	-	-	-	-	-	-	-	-	-	-	-	-	-	-
Georgia	2/4/17	-	-	-	-	-	-	-	-	-	-	-	-	-	-	-	-	-	-	-	-
Alabama	2/7/17	-	-	-	-	-	-	-	-	-	-	-	-	-	-	-	-	-	-	-	-
at Mississippi State	2/11/17	-	-	-	-	-	-	-	-	-	-	-	-	-	-	-	-	-	-	-	-
Arkansas	2/15/17	-	-	-	-	-	-	-	-	-	-	-	-	-	-	-	-	-	-	-	-
at Vanderbilt	2/18/17	-	-	-	-	-	-	-	-	-	-	-	-	-	-	-	-	-	-	-	-
at Florida	2/21/17	-	-	-	-	-	-	-	-	-	-	-	-	-	-	-	-	-	-	-	-
Tennessee	2/25/17	-	-	-	-	-	-	-	-	-	-	-	-	-	-	-	-	-	-	-	-
Mississippi State	2/28/17	-	-	-	-	-	-	-	-	-	-	-	-	-	-	-	-	-	-	-	-
at Ole Miss	3/4/17	-	-	-	-	-	-	-	-	-	-	-	-	-	-	-	-	-	-	-	-
vs. SEC Tournament	TBD	-	-	-	-	-	-	-	-	-	-	-	-	-	-	-	-	-	-	-	-
vs. NCAA Tournament	TBD	-	-	-	-	-	-	-	-	-	-	-	-	-	-	-	-	-	-	-	-

## CAREER STATISTICS

Season	GP-GS	Min	Avg	FG	FGA	Pct	3FG	3FGA	Pct	FT	FTA	Pct	Off	Def	Tot	Avg	PF	FO	Ast	TO	Blk	Stl	Pts	Avg
2015-16	4-0	9	2.3	0	0	.000	0	0	.000	0	0	.000	0	0	0	0.0	1	0	0	1	0	0	0	0.0
2016-17	11-0	70	6.4	2	6	.333	0	0	.000	2	2	1.000	2	6	8	0.7	12	0	2	1	1	0	6	0.5
Totals	15-0	79	5.3	2	6	.333	0	0	.000	2	2	1.000	2	6	8	0.5	13	0	2	2	1	0	6	0.4

## CAREER SEC STATISTICS

Season	GP-GS	Min	Avg	FG	FGA	Pct	3FG	3FGA	Pct	FT	FTA	Pct	Off	Def	Tot	Avg	PF	FO	Ast	TO	Blk	Stl	Pts	Avg
2016																								



# #14 RAN TUT

JUNIOR | FORWARD | 6'9" | 210 | TRANSFER

MELBOURNE, AUSTRALIA/EDISON ACADEMY/MONROE COLLEGE

## SEASON NOTABLES

- DNP in the exhibition vs. Newberry due to a knee injury
- Scored four points off the bench, pulling down six rebounds in opener vs. La Tech (Nov. 11)
- Collected three rebounds, with a block and a steal in eight minutes off the bench vs. Holy Cross (Nov. 13)
- Recorded two points and three rebounds off the bench in win vs. SC State (Nov. 18)
- Had two rebounds in three minutes of action in win vs. Vermont (Dec. 1)
- Played four minutes off the bench and logged an assist and a steal in win at USF (Dec. 17)

## TUT'S SEASON HIGHS

### Points

4, vs. La Tech (Nov. 11, 2016)

### Field Goals

2, vs. La Tech (Nov. 11, 2016)

### Field Goal Attempts

5, vs. La Tech (Nov. 11, 2016)

### 3-Point Field Goals

-

### 3-Point Field Goal Attempts

1, vs. La Tech (Nov. 11, 2016)

### Free Throws

-

### Free Throw Attempts

-

### Rebounds

6, vs. La Tech (Nov. 11, 2016)

### Assists

1, twice, last at USF (Dec. 17, 2016)

### Blocks

1, 3x, last vs. Lander (Dec. 27, 2016)

### Steals

1, twice, last at USF (Dec. 17, 2016)

### Minutes

19, vs. La Tech (Nov. 11, 2016)

## 2016-17

Opponent	Date	GS	Min	FG-FGA	Pct	3FG-FGA	Pct	FFFTA	Pct	Off	Def	Tot	Avg	PF	FO	A	TO	Blk	Stl	Pts	Avg
Louisiana Tech	11/11/16		19	2-5	.400	0-1	.000	0-0	.000	2	4	6	6.0	0	0	1	0	1	1	4	4.0
Holy Cross	11/13/16		8	0-0	.000	0-0	.000	0-0	.000	0	3	3	4.5	0	0	0	0	1	1	0	2.0
Monmouth	11/15/16		-	-	-	-	-	-	-	-	-	-	-	-	-	-	-	-	-	-	-
SC State	11/18/16		7	1-2	.500	0-0	.000	0-0	.000	1	2	3	4.0	0	0	0	0	0	0	2	2.0
Michigan	11/23/16		1	0-0	.000	0-0	.000	0-0	.000	0	0	0	3.0	0	0	0	0	0	0	0	1.5
vs. Syracuse	11/26/16		-	-	-	-	-	-	-	-	-	-	-	-	-	-	-	-	-	-	-
Vermont	12/1/16		3	0-1	.000	0-0	.000	0-0	.000	0	2	2	2.8	0	0	0	0	0	0	0	1.2
FIU	12/4/16		-	-	-	-	-	-	-	-	-	-	-	-	-	-	-	-	-	-	-
vs. Seton Hall	12/12/16		-	-	-	-	-	-	-	-	-	-	-	-	-	-	-	-	-	-	-
at USF	12/17/16		4	0-1	.000	0-0	.000	0-0	.000	0	0	0	2.3	1	0	1	0	0	1	0	1.0
Clemson	12/21/16		-	-	-	-	-	-	-	-	-	-	-	-	-	-	-	-	-	-	-
Lander	12/27/16		3	0-0	.000	0-0	.000	0-0	.000	1	0	1	2.1	0	0	0	0	1	0	0	0.9
at Memphis	12/30/16		-	-	-	-	-	-	-	-	-	-	-	-	-	-	-	-	-	-	-
at Georgia	1/4/17		-	-	-	-	-	-	-	-	-	-	-	-	-	-	-	-	-	-	-
Texas A&M	1/7/17		-	-	-	-	-	-	-	-	-	-	-	-	-	-	-	-	-	-	-
at Tennessee	1/11/17		-	-	-	-	-	-	-	-	-	-	-	-	-	-	-	-	-	-	-
Ole Miss	1/14/17		-	-	-	-	-	-	-	-	-	-	-	-	-	-	-	-	-	-	-
Florida	1/18/17		-	-	-	-	-	-	-	-	-	-	-	-	-	-	-	-	-	-	-
at Kentucky	1/21/17		-	-	-	-	-	-	-	-	-	-	-	-	-	-	-	-	-	-	-
Auburn	1/24/17		-	-	-	-	-	-	-	-	-	-	-	-	-	-	-	-	-	-	-
at Missouri	1/28/17		-	-	-	-	-	-	-	-	-	-	-	-	-	-	-	-	-	-	-
at LSU	2/1/17		-	-	-	-	-	-	-	-	-	-	-	-	-	-	-	-	-	-	-
Georgia	2/4/17		-	-	-	-	-	-	-	-	-	-	-	-	-	-	-	-	-	-	-
Alabama	2/7/17		-	-	-	-	-	-	-	-	-	-	-	-	-	-	-	-	-	-	-
at Mississippi State	2/11/17		-	-	-	-	-	-	-	-	-	-	-	-	-	-	-	-	-	-	-
Arkansas	2/15/17		-	-	-	-	-	-	-	-	-	-	-	-	-	-	-	-	-	-	-
at Vanderbilt	2/18/17		-	-	-	-	-	-	-	-	-	-	-	-	-	-	-	-	-	-	-
at Florida	2/21/17		-	-	-	-	-	-	-	-	-	-	-	-	-	-	-	-	-	-	-
Tennessee	2/25/17		-	-	-	-	-	-	-	-	-	-	-	-	-	-	-	-	-	-	-
Mississippi State	2/28/17		-	-	-	-	-	-	-	-	-	-	-	-	-	-	-	-	-	-	-
at Ole Miss	3/4/17		-	-	-	-	-	-	-	-	-	-	-	-	-	-	-	-	-	-	-
vs. SEC Tournament	TBD		-	-	-	-	-	-	-	-	-	-	-	-	-	-	-	-	-	-	-
vs. NCAA Tournament	TBD		-	-	-	-	-	-	-	-	-	-	-	-	-	-	-	-	-	-	-

## CAREER STATISTICS

Season	GP-GS	Min	Avg	FG	FGA	Pct	3FG	3FGA	Pct	FT	FIA	Pct	Off	Def	Tot	Avg	PF	FO	Ast	TO	Blk	Stl	Pts	Avg
2016-17	7-0	45	6.4	3	9	.333	0	1	.000	0	0	.000	4	11	15	2.1	1	0	2	0	3	3	6	0.9

## CAREER SEC STATISTICS

Season	GP-GS	Min	Avg	FG	FGA	Pct	3FG	3FGA	Pct	FT	FIA	Pct	Off	Def	Tot	Avg	PF	FO	Ast	TO	Blk	Stl	Pts	Avg
2017																								





# #1 KORY HOLDEN

JUNIOR | GUARD | 6'1" | 181 | 2 LETTERS

SALISBURY, MD./DELAWARE

## SEASON NOTABLES

- Transfer from Delaware in the offseason, and is not eligible to play in 2016-17 due to NCAA transfer rules

## HOLDEN'S CAREER HIGHS

*Points*

-

*Field Goals*

-

*Field Goal Attempts*

-

*3-Point Field Goals*

-

*3-Point Field Goal Attempts*

-

*Free Throws*

-

*Free Throw Attempts*

-

*Rebounds*

-

*Assists*

-

*Blocks*

-

*Steals*

-

*Minutes*

-

## CAREER STATISTICS (AT DELAWARE)

Season	GP-GS	Min	Avg	FG	FGA	Pct	3FG	3FGA	Pct	FT	FTA	Pct	Off	Def	Tot	Avg	PF	FO	Ast	TO	Blk	Stl	Pts	Avg
2014-15	29-28	990	34.1	117	296	.395	24	64	.375	102	135	.756	16	74	90	3.1	58	2	144	95	4	16	360	12.4
2015-16	30-27	1088	36.3	181	459	.394	69	178	.388	101	127	.795	16	75	91	3.0	62	0	126	88	2	12	532	17.7
<b>Totals</b>	<b>59-55</b>	<b>2078</b>	<b>35.2</b>	<b>298</b>	<b>755</b>	<b>.395</b>	<b>93</b>	<b>242</b>	<b>.384</b>	<b>205</b>	<b>262</b>	<b>.782</b>	<b>32</b>	<b>149</b>	<b>181</b>	<b>3.1</b>	<b>120</b>	<b>2</b>	<b>270</b>	<b>183</b>	<b>6</b>	<b>28</b>	<b>892</b>	<b>15.1</b>



# #5 TEMARCUS BLANTON

R-SOPHOMORE | GUARD | 6'5" | 206 | 1 LETTER

LOCUST GROVE, GA./LUELLE

## SEASON NOTABLES

- Scored eight points in 13 minutes in the exhibition win vs. Newberry
- Hit a 3 off the bench in win vs. Holy Cross (Nov. 13), for his first points of the season
- Four points and four rebounds in OT win over Monmouth (Nov. 15)
- Tallied two points in four minutes in win vs. No. 18/16 Syracuse (Nov. 26)
- Played two minutes in win at Georgia (Jan. 4), was his first game action after missing seven straight contests with a groin injury

## BLANTON'S CAREER HIGHS

### Points

Career 6, vs. Drexel (Dec. 15, 2015)  
 Season 4, vs. Monmouth (Nov. 15, 2016)

### Field Goals

Career 2, vs. Drexel (Dec. 15, 2015)  
 Season 1, 3x, last vs. Syracuse (Nov. 26, 2016)

### Field Goal Attempts

Career 3, vs. Monmouth (Nov. 15, 2016)  
 Season 3, vs. Monmouth (Nov. 15, 2016)

### 3-Point Field Goals

Career 2, vs. Drexel (Dec. 15, 2015)  
 Season 1, twice, last vs. Monmouth (Nov. 15, 2016)

### 3-Point Field Goal Attempts

Career 2, twice, last vs. Monmouth (Nov. 15, 2016)  
 Season 1, twice, last vs. Monmouth (Nov. 15, 2016)

### Free Throws

Career 2, twice, last vs. Francis Marion (Dec. 30, 2015)  
 Season 1, vs. Monmouth (Nov. 15, 2016)

### Free Throw Attempts

Career 2, 3x, last vs. Monmouth (Nov. 15, 2016)  
 Season 2, vs. Monmouth (Nov. 15, 2016)

### Rebounds

Career 4, vs. Monmouth (Nov. 15, 2016)  
 Season 4, vs. Monmouth (Nov. 15, 2016)

### Assists

Career 1, twice, last vs. Western Carolina (Nov. 30, 2015)  
 Season -

### Blocks

Career -  
 Season -

### Steals

Career 1, twice, last vs. USF (Dec. 5, 2015)  
 Season -

### Minutes Played

Career 7, twice, last vs. Monmouth (Nov. 15, 2016)  
 Season 7, vs. Monmouth (Nov. 15, 2016)

## 2016-17

Opponent	Date	GS	Min	FG-FGA	Pct	3FG-FGA	Pct	FT-FTA	Pct	Off	Def	Tot	Avg	PF	FO	A	TO	Blk	Stl	Pts	Avg
Louisiana Tech	11/11/16	-	-	-	-	-	-	-	-	-	-	-	-	-	-	-	-	-	-	-	-
Holy Cross	11/13/16	3	1-1	1.000	1-1	1.000	0-0	.000	0	1	1	1.0	0	0	0	0	0	0	0	3	3.0
Monmouth	11/15/16	7	1-3	.333	1-2	.500	1-2	.500	1	3	4	2.5	0	0	0	1	0	0	4	3.5	
SC State	11/18/16	-	-	-	-	-	-	-	-	-	-	-	-	-	-	-	-	-	-	-	-
Michigan	11/23/16	-	-	-	-	-	-	-	-	-	-	-	-	-	-	-	-	-	-	-	-
vs. Syracuse	11/26/16	4	1-1	1.000	0-0	.000	0-0	.000	0	0	0	1.7	0	0	0	0	0	0	2	3.0	
Vermont	12/1/16	-	-	-	-	-	-	-	-	-	-	-	-	-	-	-	-	-	-	-	-
FIU	12/4/16	-	-	-	-	-	-	-	-	-	-	-	-	-	-	-	-	-	-	-	-
vs. Seton Hall	12/12/16	-	-	-	-	-	-	-	-	-	-	-	-	-	-	-	-	-	-	-	-
at USF	12/17/16	-	-	-	-	-	-	-	-	-	-	-	-	-	-	-	-	-	-	-	-
Clemson	12/21/16	-	-	-	-	-	-	-	-	-	-	-	-	-	-	-	-	-	-	-	-
Lander	12/27/16	-	-	-	-	-	-	-	-	-	-	-	-	-	-	-	-	-	-	-	-
at Memphis	12/30/16	-	-	-	-	-	-	-	-	-	-	-	-	-	-	-	-	-	-	-	-
at Georgia	1/4/17	2	0-0	.000	0-0	.000	0-0	.000	0	0	0	1.3	1	0	0	0	0	0	0	2.3	
Texas A&M	1/7/17	-	-	-	-	-	-	-	-	-	-	-	-	-	-	-	-	-	-	-	-
at Tennessee	1/11/17	-	-	-	-	-	-	-	-	-	-	-	-	-	-	-	-	-	-	-	-
Ole Miss	1/14/17	-	-	-	-	-	-	-	-	-	-	-	-	-	-	-	-	-	-	-	-
Florida	1/18/17	-	-	-	-	-	-	-	-	-	-	-	-	-	-	-	-	-	-	-	-
at Kentucky	1/21/17	-	-	-	-	-	-	-	-	-	-	-	-	-	-	-	-	-	-	-	-
Auburn	1/24/17	-	-	-	-	-	-	-	-	-	-	-	-	-	-	-	-	-	-	-	-
at Missouri	1/28/17	-	-	-	-	-	-	-	-	-	-	-	-	-	-	-	-	-	-	-	-
at LSU	2/1/17	-	-	-	-	-	-	-	-	-	-	-	-	-	-	-	-	-	-	-	-
Georgia	2/4/17	-	-	-	-	-	-	-	-	-	-	-	-	-	-	-	-	-	-	-	-
Alabama	2/7/17	-	-	-	-	-	-	-	-	-	-	-	-	-	-	-	-	-	-	-	-
at Mississippi State	2/11/17	-	-	-	-	-	-	-	-	-	-	-	-	-	-	-	-	-	-	-	-
Arkansas	2/15/17	-	-	-	-	-	-	-	-	-	-	-	-	-	-	-	-	-	-	-	-
at Vanderbilt	2/18/17	-	-	-	-	-	-	-	-	-	-	-	-	-	-	-	-	-	-	-	-
at Florida	2/21/17	-	-	-	-	-	-	-	-	-	-	-	-	-	-	-	-	-	-	-	-
Tennessee	2/25/17	-	-	-	-	-	-	-	-	-	-	-	-	-	-	-	-	-	-	-	-
Mississippi State	2/28/17	-	-	-	-	-	-	-	-	-	-	-	-	-	-	-	-	-	-	-	-
at Ole Miss	3/4/17	-	-	-	-	-	-	-	-	-	-	-	-	-	-	-	-	-	-	-	-
vs. SEC Tournament	TBD	-	-	-	-	-	-	-	-	-	-	-	-	-	-	-	-	-	-	-	-
vs. NCAA Tournament	TBD	-	-	-	-	-	-	-	-	-	-	-	-	-	-	-	-	-	-	-	-

## CAREER STATISTICS

Season	GP-GS	Min	Avg	FG	FGA	Pct	3FG	3FGA	Pct	FT	FTA	Pct	Off	Def	Tot	Avg	PF	FO	Ast	TO	Blk	Stl	Pts	Avg
2015-16	8-0	32	4.0	3	8	.375	2	4	.500	4	4	1.000	2	3	5	0.6	4	0	2	1	0	2	12	1.5
2016-17	4-0	16	4.0	3	5	.600	2	3	.667	1	2	.500	1	4	5	1.3	1	0	0	1	0	0	9	2.3
<b>Totals</b>	<b>12-0</b>	<b>48</b>	<b>4.0</b>	<b>6</b>	<b>13</b>	<b>.462</b>	<b>4</b>	<b>7</b>	<b>.571</b>	<b>5</b>	<b>6</b>	<b>.833</b>	<b>3</b>	<b>7</b>	<b>10</b>	<b>0.8</b>	<b>5</b>	<b>0</b>	<b>2</b>	<b>2</b>	<b>0</b>	<b>2</b>	<b>21</b>	<b>1.8</b>

## CAREER SEC STATISTICS

Season	GP-GS	Min	Avg	FG	FGA	Pct	3FG	3FGA	Pct	FT	FTA	Pct	Off	Def	Tot	Avg	PF	FO	Ast	TO	Blk	Stl	Pts	Avg
2016	1-0	3	3.0	1	1	1.000	0	0	.000	0	0	.000	0	0	0	0.0	0	0	0	0	0	0	2	2.0
2017	1-0	2	2.0	0	0	.000	0	0	.000	0	0	.000	0	0	0	0.0	1	0	0	0	0	0	0	0.0
<b>Totals</b>	<b>2-0</b>	<b>5</b>	<b>2.5</b>	<b>1</b>	<b>1</b>	<b>1.000</b>	<b>0</b>	<b>0</b>	<b>.000</b>	<b>0</b>	<b>0</b>	<b>.000</b>	<b>0</b>	<b>0</b>	<b>0</b>	<b>0.0</b>	<b>1</b>	<b>0</b>	<b>0</b>	<b>0</b>	<b>0</b>	<b>0</b>	<b>2</b>	<b>1.0</b>



# #2 HASSANI GRAVETT

R-SOPHOMORE | GUARD | 6'1" | 183 | TRANSFER

VILLA RICA, GA./ALEXANDER/PENSACOLA STATE COLLEGE

## SEASON NOTABLES

- Scored four points with three assists in the exhibition win vs. Newberry
- High scorer off the bench with seven points, adding a pair of assists in 24 minutes vs. La Tech in season opener (Nov. 11)
- Scored four points, dishing four assists with a steal in win vs. Holy Cross (Nov. 13)
- Collected one steal and one assist in OT win vs. Monmouth (Nov. 15)
- Had new career-high eight points in 16 minutes off bench vs. SC State (Nov. 18), also had an assist and two rebounds
- Led all bench players with 29 minutes (career-high) played in win vs. No. 25/24 Michigan, tallied two points, four rebounds and four assists, which led team
- Recorded two points, three rebounds, two assists and two steals in victory vs. No. 18/16 Syracuse (Nov. 26), his 21 minutes played off the bench led all reserves
- Scored two points in 10 minutes in win vs. Vermont (Dec. 1)
- Played 24 minutes in win vs. FIU (Dec. 4), logging one point, three rebounds and two assists
- Dropped 11 points (3-of-6) for first career game in double figures in loss vs. Seton Hall (Dec. 12) at Madison Square Garden, also had three rebounds and a steal in 28 minutes off bench
- Saw 18 minutes of action off the bench, logging two points and a steal in loss vs. Clemson (Dec. 21)
- Dished a team high five assists, adding six points in win over Lander (Dec. 27)
- Scored eight points, matching season high with two made 3s at Memphis (Dec. 30)

## GRAVETT'S SEASON HIGHS

### Points

11, vs. Seton Hall (Dec. 12, 2016)

### Field Goals

3, 3x, vs. Seton Hall (Dec. 12, 2016)

### Field Goal Attempts

7, vs. La Tech (Nov. 11, 2016)

### 3-Point Field Goals

2, 3x, last at Memphis (Dec. 30, 2016)

### 3-Point Field Goal Attempts

5, vs. Seton Hall (Dec. 12, 2016)

### Free Throws

3, twice, last at Georgia (Jan. 4, 2017)

### Free Throw Attempts

3, twice, last at Georgia (Jan. 4, 2017)

### Rebounds

4, vs. Michigan (Nov. 23, 2016)

### Assists

5, vs. Lander (Dec. 27, 2016)

### Blocks

1, vs. Lander (Dec. 27, 2016)

### Steals

2, vs. Syracuse (Nov. 26, 2016)

### Minutes

29, vs. Michigan (Nov. 23, 2016)

## 2016-17

Opponent	Date	GS	Min	FG-FGA	Pct	3FG-3FGA	Pct	FT-FTA	Pct	Off	Def	Tot	Avg	PF	FO	A	TO	Blk	Stl	Pts	Avg
Louisiana Tech	11/11/16	24	3-7	.429	1-2	.500	0-2	.000	2	1	3	3.0	0	0	2	1	0	0	7	7.0	
Holy Cross	11/13/16	17	2-6	.333	0-3	.000	0-0	.000	0	2	2	2.5	2	0	4	3	0	1	4	5.5	
Monmouth	11/15/16	18	0-3	.000	0-0	.000	0-2	.000	0	2	2	2.3	2	0	1	3	0	1	0	3.7	
SC State	11/18/16	16	3-6	.500	2-4	.500	0-0	.000	0	2	2	2.3	2	0	1	0	0	0	8	4.8	
Michigan	11/23/16	29	1-6	.167	0-3	.000	0-0	.000	2	2	4	2.6	2	0	4	1	0	0	2	4.2	
vs. Syracuse	11/26/16	21	1-4	.250	0-2	.000	0-0	.000	0	3	3	2.7	1	0	2	1	0	2	2	3.8	
Vermont	12/1/16	10	1-2	.500	0-0	.000	0-0	.000	0	0	0	2.3	0	0	0	2	0	0	2	3.6	
FIU	12/4/16	24	0-5	.000	0-3	.000	1-2	.500	0	3	3	2.4	3	0	2	1	0	0	1	3.3	
vs. Seton Hall	12/12/16	28	3-6	.500	2-5	.400	3-4	.750	0	3	3	2.4	4	0	0	3	0	1	11	4.1	
at USF	12/17/16	-	-	-	-	-	-	-	-	-	-	-	-	-	-	-	-	-	-	-	
Clemson	12/21/16	18	1-4	.250	0-2	.000	0-0	.000	0	0	0	2.2	1	0	0	1	0	1	2	3.9	
Lander	12/27/16	24	2-6	.333	0-3	.000	2-2	1.000	0	2	2	2.2	1	0	5	1	1	1	6	4.1	
at Memphis	12/30/16	25	2-4	.500	2-3	.667	2-2	1.000	1	0	1	2.1	5	1	2	1	0	0	8	4.4	
at Georgia	1/4/17	13	1-2	.500	1-2	.500	3-4	.750	1	0	1	2.0	1	0	1	1	0	0	6	4.5	
Texas A&M	1/7/17																				
at Tennessee	1/11/17																				
Ole Miss	1/14/17																				
Florida	1/18/17																				
at Kentucky	1/21/17																				
Auburn	1/24/17																				
at Missouri	1/28/17																				
at LSU	2/1/17																				
Georgia	2/4/17																				
Alabama	2/7/17																				
at Mississippi State	2/11/17																				
Arkansas	2/15/17																				
at Vanderbilt	2/18/17																				
at Florida	2/21/17																				
Tennessee	2/25/17																				
Mississippi State	2/28/17																				
at Ole Miss	3/4/17																				
vs. SEC Tournament	TBD																				
vs. NCAA Tournament	TBD																				

## CAREER STATISTICS

Season	GP-GS	Min	Avg	FG	FGA	Pct	3FG	3FGA	Pct	FT	FTA	Pct	Off	Def	Tot	Avg	PF	FO	Ast	TO	Blk	Stl	Pts	Avg
2016-17	13-0	267	20.5	20	61	.328	8	32	.250	11	18	.611	6	20	26	2.0	24	1	24	19	1	7	59	4.5

## CAREER SEC STATISTICS

Season	GP-GS	Min	Avg	FG	FGA	Pct	3FG	3FGA	Pct	FT	FTA	Pct	Off	Def	Tot	Avg	PF	FO	Ast	TO	Blk	Stl	Pts	Avg
2017	1-0	13	13.0	1	2	.500	1	2	.500	3	4	.750	1	0	1	1.0	1	0	1	1	0	0	6	6.0



# #15 PJ DOZIER

SOPHOMORE | GUARD | 6'6" | 205 | 1 LETTER

COLUMBIA, S.C./SPRING VALLEY

## SEASON NOTABLES

- Tallied 17 points and dished three assists with three steals in the exhibition win vs. Newberry
- Scored a career high 17 points, with two assists and four rebounds in season opener vs. La Tech (Nov. 11)
- Tallied 15 points, with five assists and a steal in win vs. Holy Cross (Nov. 13)
- Connected on a career high three 3s vs. the Crusaders
- Hit the game-winning jumper as time expired in overtime victory over Monmouth (Nov. 15)
- Didn't score in regulation vs. the Hawks, but scored six of Carolina's 10 points in OT to help secure win
- Poured in eight points and led the team with six assists and three steals in win vs. SC State (Nov. 18)
- Had two rebounds, two steals and one block in 17 minutes played in win vs. Michigan (Nov. 23), foul trouble limited his minutes, helped hold Wolverine leading-scorer Zak Irvin to just five points (2-of-13 shooting)
- Posted the first double-double of his career with 15 points and 10 rebounds in win vs. No. 18/16 Syracuse (Nov. 26), also had three steals and one assist in 29 minutes played
- Led all scorers with 21 points on 9-of-15 shooting in win vs. Vermont (Dec. 1), went 3-for-5 from behind the arc, also had six boards, three steals and one assists in 32 minutes played (career-high)
- Had second-straight 20-point game after going 7-for-13 from the field and 2-for-4 from 3 in win vs. FIU (Dec. 4), tied for team lead with seven rebounds and four steals, also had three assists in just 22 minutes played
- Tallied third-straight 20-point performance after leading team with 20 points in loss vs. Seton Hall (Dec. 12) at Madison Square Garden, posted five rebounds, three assists and two steals in 34 minutes, recorded career-highs for minutes (34) and field goal attempts (19)
- Despite foul trouble, scored 23 points in win at USF (Dec. 17), led team with three steals and tied for the team lead with five assists, also had four rebounds, game marked his fourth-straight contest with 20-plus points
- Posted his fifth-straight 20-point game in loss vs. Clemson (Dec. 21) after leading all scorers with a new career-high 26 points (10-for-22), tied for team lead with eight rebounds and led team with five assists, four steals and two blocks in 34 minutes
- Scored 15 points, with three assists, three rebounds and two steals in win over Lander (Dec. 27)
- Led the team with 13 points, also five rebounds and two assists in loss at Memphis (Dec. 30)
- Had 24 points to lead all scorers in win at Georgia (Jan. 4), also had seven rebounds and led team with five assists

## DOZIER'S CAREER HIGHS

### Points

Career 26, vs. Clemson (Dec. 21, 2016)  
 Season 26, vs. Clemson (Dec. 21, 2016)

### Field Goals

Career 10, vs. Clemson (Dec. 21, 2016)  
 Season 10, vs. Clemson (Dec. 21, 2016)

### Field Goal Attempts

Career 22, vs. Clemson (Dec. 21, 2016)  
 Season 22, vs. Clemson (Dec. 21, 2016)

### 3-Point Field Goals

Career 3, 3x, last vs. Lander (Dec. 27, 2016)  
 Season 3, 3x, last vs. Lander (Dec. 27, 2016)

### 3-Point Field Goal Attempts

Career 6, vs. Holy Cross (Nov. 13, 2016)  
 Season 6, vs. Holy Cross (Nov. 13, 2016)

### Free Throws

Career 10, vs. Drexel (Dec. 15, 2015)  
 Season 5, vs. La Tech (Nov. 11, 2016)

### Free Throw Attempts

Career 16, vs. Drexel (Dec. 15, 2015)  
 Season 6, vs. La Tech (Nov. 11, 2016)

### Rebounds

Career 10, vs. Syracuse (Nov. 26, 2016)  
 Season 10, vs. Syracuse (Nov. 26, 2016)

### Assists

Career 6, vs. SC State (Nov. 18, 2016)  
 Season 6, vs. SC State (Nov. 18, 2016)

### Blocks

Career 2, twice, last vs. Clemson (Dec. 21, 2016)  
 Season 2, vs. Clemson (Dec. 21, 2016)

### Steals

Career 5, vs. Francis Marion (Dec. 30, 2015)  
 Season 4, twice, last vs. Clemson (Dec. 21, 2016)

### Minutes Played

Career 34, twice, last vs. Clemson (Dec. 21, 2016)  
 Season 34, twice, last vs. Clemson (Dec. 21, 2016)

## 2016-17

Opponent	Date	GS	Min	FG-FGA	Pct	3FG-FGA	Pct	FT-FTA	Pct	Off	Def	Tot	Avg	PF	FO	A	TO	Blk	Stl	Pts	Avg
Louisiana Tech	11/11/16	*	30	5-9	.556	2-3	.667	5-6	.833	0	4	4	4.0	3	0	2	2	0	2	17	17.0
Holy Cross	11/13/16	*	28	4-7	.571	3-6	.500	4-4	1.000	0	3	3	3.5	3	0	5	2	0	1	15	16.0
Monmouth	11/15/16	*	30	3-10	.300	0-2	.000	0-0	.000	0	2	2	3.0	2	0	2	3	0	1	6	12.7
SC State	11/18/16	*	21	2-7	.286	2-4	.500	2-2	1.000	0	2	2	2.8	1	0	6	1	0	3	8	11.5
Michigan	11/23/16	*	17	0-5	.000	0-1	.000	0-0	.000	1	1	2	2.6	4	0	0	3	1	2	0	9.2
vs. Syracuse	11/26/16	*	29	7-16	.438	1-4	.250	0-0	.000	2	8	10	3.8	3	0	1	3	0	3	15	10.2
Vermont	12/1/16	*	32	9-15	.600	3-5	.600	0-1	.000	1	5	6	4.1	3	0	1	3	0	4	21	11.7
FIU	12/4/16	*	22	7-13	.538	2-4	.500	4-6	.667	1	6	7	4.8	2	0	3	0	0	4	20	12.8
vs. Seton Hall	12/12/16	*	34	9-19	.474	1-5	.200	1-3	.333	0	5	5	4.6	2	0	3	2	0	2	20	13.6
at USF	12/17/16	*	28	9-18	.500	2-4	.500	3-5	.600	1	4	5	4.6	4	0	5	2	0	3	23	14.5
Clemson	12/21/16	*	34	10-22	.455	2-5	.400	4-5	.800	3	5	8	4.9	2	0	5	4	2	4	26	15.5
Lander	12/27/16	*	25	6-9	.667	3-4	.750	0-0	.000	1	2	3	4.8	3	0	3	0	0	2	15	15.5
at Memphis	12/30/16	*	24	5-16	.312	2-5	.400	1-2	.500	1	4	5	4.8	5	1	2	2	0	1	13	15.3
at Georgia	1/4/17	*	33	9-17	.529	2-5	.400	4-4	1.000	0	7	7	4.9	1	0	5	2	0	1	24	15.9
Texas A&M	1/7/17																				
at Tennessee	1/11/17																				
Ole Miss	1/14/17																				
Florida	1/18/17																				
at Kentucky	1/21/17																				
Auburn	1/24/17																				
at Missouri	1/28/17																				
at LSU	2/1/17																				
Georgia	2/4/17																				
Alabama	2/7/17																				
at Mississippi State	2/11/17																				
Arkansas	2/15/17																				
at Vanderbilt	2/18/17																				
at Florida	2/21/17																				
Tennessee	2/25/17																				
Mississippi State	2/28/17																				
at Ole Miss	3/4/17																				
vs. SEC Tournament	TBD																				
vs. NCAA Tournament	TBD																				

## CAREER STATISTICS

Season	GP-GS	Min	Avg	FG	FGA	Pct	3FG	3FGA	Pct	FT	FTA	Pct	Off	Def	Tot	Avg	PF	FO	Ast	TO	Blk	Stl	Pts	Avg
2015-16	34-28	647	19.0	91	239	.381	10	47	.213	37	68	.544	27	74	101	3.0	84	1	70	90	13	34	229	6.7
2016-17	14-14	387	27.6	85	183	.464	25	57	.439	28	38	.737	11	58	69	4.9	38	1	43	29	3	32	223	15.9
<b>Totals</b>	<b>48-42</b>	<b>1034</b>	<b>21.5</b>	<b>176</b>	<b>422</b>	<b>.417</b>	<b>35</b>	<b>104</b>	<b>.337</b>	<b>65</b>	<b>106</b>	<b>.613</b>	<b>38</b>	<b>132</b>	<b>170</b>	<b>3.5</b>	<b>122</b>	<b>2</b>	<b>113</b>	<b>119</b>	<b>16</b>	<b>66</b>	<b>452</b>	<b>9.4</b>

## CAREER SEC STATISTICS

Season	GP-GS	Min	Avg	FG	FGA	Pct	3FG	3FGA	Pct	FT	FTA	Pct	Off	Def	Tot	Avg	PF	FO	Ast	TO	Blk	Stl	Pts	Avg
2016	18-14	332	18.4	42	121	.347	1	21	.048	18	30	.600	16	33	49	2.7	48	1	40	56	5	12	103	5.7
2017	1-1	33	33.0	9	17	.529	2	5	.400	4	4	1.000	0	7	7	7.0	1	0	5	2	0	1	24	24.0
<b>Totals</b>	<b>19-15</b>	<b>365</b>	<b>19.2</b>	<b>51</b>	<b>138</b>	<b>.370</b>	<b>3</b>	<b>26</b>	<b>.115</b>	<b>22</b>	<b>34</b>	<b>.647</b>	<b>16</b>	<b>40</b>	<b>56</b>	<b>2.9</b>	<b>49</b>	<b>1</b>	<b>45</b>	<b>58</b>	<b>5</b>	<b>13</b>	<b>127</b>	<b>6.7</b>



# #21 JOHN RAGIN

SOPHOMORE | GUARD | 6'2" | 177 | 1 LETTER

EASTOVER, S.C./CARDINAL NEWMAN

## SEASON NOTABLES

.

### RAGIN'S CAREER HIGHS

#### Points

Career 2, vs. Francis Marion (Dec. 30, 2015)

Season

#### Field Goals

Career 1, vs. Francis Marion (Dec. 30, 2015)

Season

#### Field Goal Attempts

Career 1, 3x, last vs. Francis Marion (Dec. 30, 2015)

Season

#### 3-Point Field Goals

Career -

Season

#### 3-Point Field Goal Attempts

Career 1, vs. USF (Dec. 5, 2015)

Season

#### Free Throws

Career -

Season

#### Free Throw Attempts

Career -

Season

#### Rebounds

Career 1, vs. Western Carolina (Nov. 30, 2015)

Season

#### Assists

Career -

Season

#### Blocks

Career -

Season

#### Steals

Career -

Season

#### Minutes Played

Career 2, 4x, last at Alabama (Jan. 13, 2016)

Season

### 2016-17

Opponent	Date	GS	Min	FG-FGA	Pct	3FG-FGA	Pct	FT-FTA	Pct	Off	Def	Tot	Avg	PF	FO	A	TO	Blk	Stl	Pts	Avg
Louisiana Tech	11/11/16	-	-	-	-	-	-	-DNP - Coaches Decision	-	-	-	-	-	-	-	-	-	-	-	-	-
Holy Cross	11/13/16	-	-	-	-	-	-	-DNP - Coaches Decision	-	-	-	-	-	-	-	-	-	-	-	-	-
Monmouth	11/15/16	-	-	-	-	-	-	-DNP - Coaches Decision	-	-	-	-	-	-	-	-	-	-	-	-	-
SC State	11/18/16	-	-	-	-	-	-	-DNP - Coaches Decision	-	-	-	-	-	-	-	-	-	-	-	-	-
Michigan	11/23/16	-	-	-	-	-	-	-DNP - Coaches Decision	-	-	-	-	-	-	-	-	-	-	-	-	-
vs. Syracuse	11/26/16	-	-	-	-	-	-	-DNP - Coaches Decision	-	-	-	-	-	-	-	-	-	-	-	-	-
Vermont	12/1/16	-	-	-	-	-	-	-DNP - Coaches Decision	-	-	-	-	-	-	-	-	-	-	-	-	-
FIU	12/4/16	-	-	-	-	-	-	-DNP - Coaches Decision	-	-	-	-	-	-	-	-	-	-	-	-	-
vs. Seton Hall	12/12/16	-	-	-	-	-	-	-DNP - Coaches Decision	-	-	-	-	-	-	-	-	-	-	-	-	-
at USF	12/17/16	-	-	-	-	-	-	-DNP - Coaches Decision	-	-	-	-	-	-	-	-	-	-	-	-	-
Clemson	12/21/16	-	-	-	-	-	-	-DNP - Coaches Decision	-	-	-	-	-	-	-	-	-	-	-	-	-
Lander	12/27/16	-	-	-	-	-	-	-DNP - Coaches Decision	-	-	-	-	-	-	-	-	-	-	-	-	-
at Memphis	12/30/16	-	-	-	-	-	-	-DNP - Coaches Decision	-	-	-	-	-	-	-	-	-	-	-	-	-
at Georgia	1/4/17	-	-	-	-	-	-	-DNP - Coaches Decision	-	-	-	-	-	-	-	-	-	-	-	-	-
Texas A&M	1/7/17																				
at Tennessee	1/11/17																				
Ole Miss	1/14/17																				
Florida	1/18/17																				
at Kentucky	1/21/17																				
Auburn	1/24/17																				
at Missouri	1/28/17																				
at LSU	2/1/17																				
Georgia	2/4/17																				
Alabama	2/7/17																				
at Mississippi State	2/11/17																				
Arkansas	2/15/17																				
at Vanderbilt	2/18/17																				
at Florida	2/21/17																				
Tennessee	2/25/17																				
Mississippi State	2/28/17																				
at Ole Miss	3/4/17																				
vs. SEC Tournament	TBD																				
vs. NCAA Tournament	TBD																				

### CAREER STATISTICS

Season	GP-GS	Min	Avg	FG	FGA	Pct	3FG	3FGA	Pct	FT	FIA	Pct	Off	Def	Tot	Avg	PF	FO	Ast	TO	Blk	Stl	Pts	Avg
2015-16	4-0	8	2.0	1	3	.333	0	1	.000	0	0	.000	0	1	1	0.3	0	0	0	0	0	0	2	0.5
2016-17																								
<b>Totals</b>																								

### CAREER SEC STATISTICS

Season	GP-GS	Min	Avg	FG	FGA	Pct	3FG	3FGA	Pct	FT	FIA	Pct	Off	Def	Tot	Avg	PF	FO	Ast	TO	Blk	Stl	Pts	Avg
2016	1-0	2	2.0	0	0	.000	0	0	.000	0	0	.000	0	0	0	0.0	0	0	0	0	0	0	0	0.0



# #30 CHRIS SILVA

SOPHOMORE | FORWARD | 6'9" | 223 | 1 LETTER

LIBREVILLE, GABON/ROSELLE (N.J.)

## SEASON NOTABLES

- Scored four points with six rebounds in the exhibition win vs. Newberry
- Foul trouble early, but returned to score 11 points with two rebounds and two blocks in season opener vs. La Tech (Nov. 11)
- Scored nine points with a team high eight rebounds and two blocks in win vs. Holy Cross (Nov. 13)
- Collected first career double-double with 10 points and game high 10 rebounds in OT win over Monmouth (Nov. 15)
- Had 11 points, seven rebounds and led team with three blocks in win vs. SC State (Nov. 18), went 5-for-5 from the charity stripe
- One of four Gamecocks in double figures after scoring 10 points in just 14 minutes in win vs. No. 25/24 Michigan (Nov. 23), played limited minutes due to foul trouble
- Recorded three points, six rebounds and one assist in 16 minutes in win vs. No. 18/16 Syracuse (Nov. 26)
- One of four Gamecocks in double-figures with a season-high 12 points (5-of-6 from the field) in win vs. Vermont (Dec. 1), tied for team lead with six rebounds, also had two blocks and a steal
- Posted eight points and tied for team-lead with seven rebounds in season-high 25 minutes played in win vs. FIU (Dec. 4), set a new career-high with team-leading five blocks and tied a career-high with three steals
- Was one of three players in double figures after scoring 11 points in loss vs. Seton Hall (Dec. 12) at Madison Square Garden, led team with nine rebounds and four blocks, also had a steal, logged season-high 29 minutes
- Played just 16 minutes due to foul trouble in win at USF (Dec. 17), scored six points and had five rebounds
- Fouled out late in the game with new career-high 14 points in loss vs. Clemson (Dec. 21) on 4-of-5 shooting, went 6-of-7 from the free throw line and had four rebounds in 22 minutes
- Collected three blocks, adding six points in win over Lander (Dec. 27)
- Pulled down a team high eight rebounds to go along with six points at Memphis (Dec. 30)
- Tallied 13 points (6-of-7) in win at Georgia (Jan. 4), also had three rebounds and tied for team lead with three blocks, his six made field goals were a new career-high

## SILVA'S CAREER HIGHS

### Points

Career 14, vs. Clemson (Dec. 21, 2016)

Season 14, vs. Clemson (Dec. 21, 2016)

### Field Goals

Career 6, at Georgia (Jan. 4, 2017)

Season 6, at Georgia (Jan. 4, 2017)

### Field Goal Attempts

Career 10, vs. FIU (Dec. 4, 2016)

Season 10, vs. FIU (Dec. 4, 2016)

### 3-Point Field Goals

Career -

Season -

### 3-Point Field Goal Attempts

Career -

Season -

### Free Throws

Career 8, vs. Norfolk State (Nov. 14, 2015)

Season 6, vs. Clemson (Dec. 21, 2016)

### Free Throw Attempts

Career 12, vs. Norfolk State (Nov. 14, 2015)

Season 8, vs. Seton Hall (Dec. 12, 2016)

### Rebounds

Career 11, twice, last vs. Lander (Dec. 27, 2016)

Season 11, vs. Lander (Dec. 27, 2016)

### Assists

Career 1, 8x, last vs. Clemson (Dec. 21, 2016)

Season 1, 4x, last at Memphis (Dec. 30, 2016)

### Blocks

Career 5, vs. FIU (Dec. 4, 2016)

Season 5, vs. FIU (Dec. 4, 2016)

### Steals

Career 3, twice, last vs. FIU (Dec. 4, 2016)

Season 3, twice, last vs. FIU (Dec. 4, 2016)

### Minutes Played

Career 30, vs. Drexel (Dec. 15, 2015)

Season 29, vs. Seton Hall (Dec. 12, 2016)

## 2016-17

Opponent	Date	GS	Min	FG-FGA	Pct	3FG-FGA	Pct	FT-FTA	Pct	Off	Def	Tot	Avg	PF	FO	A	TO	Blk	Stl	Pts	Avg
Louisiana Tech	11/11/16	*	18	4-6	.667	0-0	.000	3-5	.600	0	2	2	2.0	4	0	0	1	2	0	11	11.0
Holy Cross	11/13/16	*	18	4-6	.667	0-0	.000	1-2	.500	3	5	8	5.0	4	0	0	0	2	0	9	10.0
Monmouth	11/15/16	*	21	3-5	.600	0-0	.000	4-6	.667	4	6	10	6.7	5	1	0	2	2	0	10	10.0
SC State	11/18/16	*	14	3-5	.600	0-0	.000	5-5	1.000	3	4	7	6.8	2	0	0	1	3	0	11	10.3
Michigan	11/23/16	*	14	3-5	.600	0-0	.000	4-5	.800	2	1	3	6.0	4	0	1	2	1	0	10	10.2
vs. Syracuse	11/26/16	*	16	1-4	.250	0-0	.000	1-2	.500	4	2	6	6.0	3	0	1	2	0	0	3	9.0
Vermont	12/1/16	*	18	5-6	.833	0-0	.000	2-2	1.000	3	3	6	6.0	3	0	0	2	2	1	12	9.4
FIU	12/4/16	*	25	2-10	.200	0-0	.000	4-7	.571	2	5	7	6.1	1	0	1	3	5	3	8	9.3
vs. Seton Hall	12/12/16	*	29	3-5	.600	0-0	.000	5-8	.625	4	5	9	6.4	5	1	0	3	4	1	11	9.4
at USF	12/17/16	*	16	3-4	.750	0-0	.000	0-2	.000	1	4	5	6.3	4	0	0	1	0	0	6	9.1
Clemson	12/21/16	*	14	4-5	.800	0-0	.000	6-7	.857	1	3	4	6.1	5	1	1	1	1	0	14	9.5
Lander	12/27/16	*	15	3-6	.500	0-0	.000	0-0	.000	2	9	11	6.5	4	0	0	5	3	0	6	9.3
at Memphis	12/30/16	*	17	2-3	.667	0-0	.000	2-2	1.000	2	6	8	6.6	5	1	1	3	1	1	6	9.0
at Georgia	1/4/17	*	26	6-7	.857	0-0	.000	1-2	.500	1	2	3	6.4	4	0	0	0	3	0	13	9.3
Texas A&M	1/7/17																				
at Tennessee	1/11/17																				
Ole Miss	1/14/17																				
Florida	1/18/17																				
at Kentucky	1/21/17																				
Auburn	1/24/17																				
at Missouri	1/28/17																				
at LSU	2/1/17																				
Georgia	2/4/17																				
Alabama	2/7/17																				
at Mississippi State	2/11/17																				
Arkansas	2/15/17																				
at Vanderbilt	2/18/17																				
at Florida	2/21/17																				
Tennessee	2/25/17																				
Mississippi State	2/28/17																				
at Ole Miss	3/4/17																				
vs. SEC Tournament	TBD																				
vs. NCAA Tournament	TBD																				

## CAREER STATISTICS

Season	GP-GS	Min	Avg	FG	FGA	Pct	3FG	3FGA	Pct	FT	FTA	Pct	Off	Def	Tot	Avg	PF	FO	Ast	TO	Blk	Stl	Pts	Avg
2015-16	32-6	425	13.3	53	110	.482	0	0	.000	67	110	.609	56	87	143	4.5	100	3	6	34	28	14	173	5.4
2016-17	14-14	269	19.2	46	77	.597	0	0	.000	38	55	.691	32	57	89	6.4	54	4	5	26	29	6	130	9.3
<b>Totals</b>	<b>46-20</b>	<b>694</b>	<b>15.1</b>	<b>99</b>	<b>187</b>	<b>.529</b>	<b>0</b>	<b>0</b>	<b>.000</b>	<b>105</b>	<b>165</b>	<b>.636</b>	<b>88</b>	<b>144</b>	<b>232</b>	<b>5.0</b>	<b>154</b>	<b>7</b>	<b>11</b>	<b>60</b>	<b>57</b>	<b>20</b>	<b>303</b>	<b>6.6</b>

## CAREER SEC STATISTICS

Season	GP-GS	Min	Avg	FG	FGA	Pct	3FG	3FGA	Pct	FT	FTA	Pct	Off	Def	Tot	Avg	PF	FO	Ast	TO	Blk	Stl	Pts	Avg
2016	18-6	221	12.3	30	54	.556	0	0	.000	27	47	.574	27	46	73	4.1	57	2	3	15	10	6	87	4.8
2017	1-1	26	26.0	6	7	.857	0	0	.000	1	2	.500	1	2	3	6.4	4	0	0	0	3	0	13	13.0
<b>Totals</b>	<b>19-7</b>	<b>247</b>	<b>13.0</b>	<b>36</b>	<b>61</b>	<b>.590</b>	<b>0</b>	<b>0</b>	<b>.000</b>	<b>28</b>	<b>49</b>	<b>.571</b>	<b>28</b>	<b>48</b>	<b>76</b>	<b>4.0</b>	<b>61</b>	<b>2</b>	<b>3</b>	<b>15</b>	<b>13</b>	<b>6</b>	<b>100</b>	<b>5.3</b>



# #13 TOMMY CORCHIANI

FRESHMAN | GUARD | 6'1" | HS

RALEIGH, N.C./RAVENS CROFT

## SEASON NOTABLES

- Made Gamecock debut in win vs. SC State (Nov. 18), played three minutes and collected first career rebound on defensive end
- Saw one minute of action off the bench in win vs. Vermont (Dec. 1, 2016)

## CORCHIANI'S SEASON HIGHS

### Points

-

### Field Goals

-

### Field Goal Attempts

-

### 3-Point Field Goals

-

### 3-Point Field Goal Attempts

-

### Free Throws

-

### Free Throw Attempts

-

### Rebounds

1, vs. SC State (Nov. 18, 2016)

### Assists

-

### Blocks

-

### Steals

-

### Minutes

3, vs. SC State (Nov. 18, 2016)

## 2016-17

Opponent	Date	GS	Min	FG-FGA	Pct	3FG-FGA	Pct	FT-FTA	Pct	Off	Def	Tot	Avg	PF	FO	A	TO	Blk	Stl	Pts	Avg
Louisiana Tech	11/11/16	-	-	-	-	-	-	-	-	-	-	-	-	-	-	-	-	-	-	-	-
Holy Cross	11/13/16	-	-	-	-	-	-	-	-	-	-	-	-	-	-	-	-	-	-	-	-
Monmouth	11/15/16	-	-	-	-	-	-	-	-	-	-	-	-	-	-	-	-	-	-	-	-
SC State	11/18/16	-	3	0-0	.000	0-0	.000	0-0	.000	0	1	1	1.0	2	0	0	0	0	0	0	0.0
Michigan	11/23/16	-	-	-	-	-	-	-	-	-	-	-	-	-	-	-	-	-	-	-	-
vs. Syracuse	11/26/16	-	-	-	-	-	-	-	-	-	-	-	-	-	-	-	-	-	-	-	-
Vermont	12/1/16	-	1	0-0	.000	0-0	.000	0-0	.000	0	0	0	0.5	0	0	0	0	0	0	0	0.0
FIU	12/4/16	-	-	-	-	-	-	-	-	-	-	-	-	-	-	-	-	-	-	-	-
vs. Seton Hall	12/12/16	-	-	-	-	-	-	-	-	-	-	-	-	-	-	-	-	-	-	-	-
at USF	12/17/16	-	-	-	-	-	-	-	-	-	-	-	-	-	-	-	-	-	-	-	-
Clemson	12/21/16	-	-	-	-	-	-	-	-	-	-	-	-	-	-	-	-	-	-	-	-
Lander	12/27/16	-	1	0-0	.000	0-0	.000	0-0	.000	0	0	0	0.3	1	0	0	1	0	0	0	0.0
at Memphis	12/30/16	-	-	-	-	-	-	-	-	-	-	-	-	-	-	-	-	-	-	-	-
at Georgia	1/4/17	-	-	-	-	-	-	-	-	-	-	-	-	-	-	-	-	-	-	-	-
Texas A&M	1/7/17	-	-	-	-	-	-	-	-	-	-	-	-	-	-	-	-	-	-	-	-
at Tennessee	1/11/17	-	-	-	-	-	-	-	-	-	-	-	-	-	-	-	-	-	-	-	-
Ole Miss	1/14/17	-	-	-	-	-	-	-	-	-	-	-	-	-	-	-	-	-	-	-	-
Florida	1/18/17	-	-	-	-	-	-	-	-	-	-	-	-	-	-	-	-	-	-	-	-
at Kentucky	1/21/17	-	-	-	-	-	-	-	-	-	-	-	-	-	-	-	-	-	-	-	-
Auburn	1/24/17	-	-	-	-	-	-	-	-	-	-	-	-	-	-	-	-	-	-	-	-
at Missouri	1/28/17	-	-	-	-	-	-	-	-	-	-	-	-	-	-	-	-	-	-	-	-
at LSU	2/1/17	-	-	-	-	-	-	-	-	-	-	-	-	-	-	-	-	-	-	-	-
Georgia	2/4/17	-	-	-	-	-	-	-	-	-	-	-	-	-	-	-	-	-	-	-	-
Alabama	2/7/17	-	-	-	-	-	-	-	-	-	-	-	-	-	-	-	-	-	-	-	-
at Mississippi State	2/11/17	-	-	-	-	-	-	-	-	-	-	-	-	-	-	-	-	-	-	-	-
Arkansas	2/15/17	-	-	-	-	-	-	-	-	-	-	-	-	-	-	-	-	-	-	-	-
at Vanderbilt	2/18/17	-	-	-	-	-	-	-	-	-	-	-	-	-	-	-	-	-	-	-	-
at Florida	2/21/17	-	-	-	-	-	-	-	-	-	-	-	-	-	-	-	-	-	-	-	-
Tennessee	2/25/17	-	-	-	-	-	-	-	-	-	-	-	-	-	-	-	-	-	-	-	-
Mississippi State	2/28/17	-	-	-	-	-	-	-	-	-	-	-	-	-	-	-	-	-	-	-	-
at Ole Miss	3/4/17	-	-	-	-	-	-	-	-	-	-	-	-	-	-	-	-	-	-	-	-
vs. SEC Tournament	TBD	-	-	-	-	-	-	-	-	-	-	-	-	-	-	-	-	-	-	-	-
vs. NCAA Tournament	TBD	-	-	-	-	-	-	-	-	-	-	-	-	-	-	-	-	-	-	-	-

## CAREER STATISTICS

Season	GP-GS	Min	Avg	FG	FGA	Pct	3FG	3FGA	Pct	FT	FIA	Pct	Off	Def	Tot	Avg	PF	FO	Ast	TO	Blk	Stl	Pts	Avg
2016-17	3-0	5	1.7	0	0	.000	0	0	.000	0	0	.000	0	1	1	0.3	3	0	0	1	0	0	0	0.0

## CAREER SEC STATISTICS

Season	GP-GS	Min	Avg	FG	FGA	Pct	3FG	3FGA	Pct	FT	FIA	Pct	Off	Def	Tot	Avg	PF	FO	Ast	TO	Blk	Stl	Pts	Avg
2017																								



# #4 RAKYM FELDER

FRESHMAN | GUARD | 5'10" | HS

BROOKLYN, N.Y./LINCOLN

## SEASON NOTABLES

- Made season debut vs. Holy Cross (Nov. 13), scoring eight points with three assists and a rebound
- Played 17 minutes off the bench, logging nine points, four rebounds, two assists, two steals and two blocks in win vs. SC State (Nov. 18)
- Saw 11 minutes of action off the bench in win vs. No. 25/24 Michigan, logging one steal
- Logged two minutes off the bench in win vs. No. 18/16 Syracuse
- Tallied 13 minutes off the bench, posting two rebounds, one assist and one steal in win vs. Vermont (Dec. 1)
- Led all bench players with 25 minutes in win vs. FIU (Dec. 4), had four points, two rebounds and led the team with four assists
- Played nine minutes off the bench in loss vs. Seton Hall (Dec. 12) at Madison Square Garden
- Logged new career-highs in minutes (26), points (11) and assists (5) in win at USF (Dec. 17), also had two rebounds, knocked down a career-high three 3-pointers in the first half
- Recorded a rebound and an assist in five minutes off the bench in loss vs. Clemson (Dec. 21)
- Breakout game, scoring a season high 20 points, hitting 6-of-10 from the field, including 5-of-7 from 3-point range, in win over Lander; also dished four assists
- Second straight double-figure scoring game with 10 points on three 3s and a free throw in loss at Memphis (Dec. 30)
- Second straight double-figure scoring game with 10 points on three 3s and a free throw in loss at Memphis (Dec. 30)

## FELDER'S SEASON HIGHS

### Points

20, vs. Lander (Dec. 27, 2016)

### Field Goals

6, vs. Lander (Dec. 27, 2016)

### Field Goal Attempts

10, vs. Lander (Dec. 27, 2016)

### 3-Point Field Goals

5, vs. Lander (Dec. 27, 2016)

### 3-Point Field Goal Attempts

7, vs. Lander (Dec. 27, 2016)

### Free Throws

3, vs. Lander (Dec. 27, 2016)

### Free Throw Attempts

3, vs. Lander (Dec. 27, 2016)

### Rebounds

4, vs. SC State (Nov. 18, 2016)

### Assists

5, at USF (Dec. 17, 2016)

### Blocks

2, vs. SC State (Nov. 18, 2016)

### Steals

2, vs. SC State (Nov. 18, 2016)

### Minutes

26, at USF (Dec. 17, 2016)

## 2016-17

Opponent	Date	GS	Min	FG	FGA	Pct	3FG	3FGA	Pct	FT	FTA	Pct	Off	Def	Tot	Avg	PF	FO	Ast	TO	Blk	Stl	Pts	Avg
Louisiana Tech	11/11/16	-	-	-	-	-	-	-	-	-	-	-	-	-	-	-	-	-	-	-	-	-	-	-
Holy Cross	11/13/16	14	2-2	1.000	2-2	1.000	2-2	1.000	0	1	1	1.0	0	0	3	1	0	0	0	0	0	0	8	8.0
Monmouth	11/15/16	4	0-1	.000	0-0	.000	0-0	.000	0	0	0	0.5	0	0	0	0	0	0	0	0	0	0	0	4.0
SC State	11/18/16	17	4-7	.571	1-2	.500	0-1	.000	1	3	4	1.7	3	0	2	3	2	2	2	2	2	9	5.7	
Michigan	11/23/16	11	0-1	.000	0-0	.000	0-2	.000	0	0	0	1.3	2	0	0	1	0	1	0	1	0	1	0	4.3
vs. Syracuse	11/26/16	2	0-0	.000	0-0	.000	0-0	.000	0	0	0	1.0	2	0	0	0	0	0	0	0	0	0	0	3.4
Vermont	12/1/16	13	0-1	.000	0-0	.000	0-0	.000	0	2	2	1.2	0	0	1	0	0	1	0	0	1	0	2	2.8
FIU	12/4/16	25	2-4	.500	0-2	.000	0-0	.000	1	1	2	1.7	1	0	4	0	0	1	4	0	0	1	4	3.0
vs. Seton Hall	12/12/16	9	0-0	.000	0-0	.000	0-0	.000	0	0	0	1.1	0	0	0	1	0	0	1	0	0	0	0	2.6
at USF	12/17/16	26	3-7	.429	3-6	.500	2-2	1.000	0	2	2	1.2	1	0	5	2	1	0	11	0	11	3.6	3.6	
Clemson	12/21/16	5	0-2	.000	0-1	.000	0-0	.000	0	1	1	1.2	1	0	0	3	1	0	0	0	0	0	0	3.2
Lander	12/27/16	20	6-10	.600	5-7	.714	3-3	1.000	0	0	0	1.1	2	0	4	3	0	1	20	1	20	4.7	4.7	
at Memphis	12/30/16	24	3-8	.375	3-7	.428	1-3	.333	1	1	2	1.2	2	0	1	2	0	1	2	0	1	10	5.2	
at Georgia	1/4/17	12	0-4	.000	0-3	.000	0-0	.000	0	1	1	1.2	1	0	1	0	0	0	0	0	0	0	0	4.8
Texas A&M	1/7/17																							
at Tennessee	1/11/17																							
Ole Miss	1/14/17																							
Florida	1/18/17																							
at Kentucky	1/21/17																							
Auburn	1/24/17																							
at Missouri	1/28/17																							
at LSU	2/1/17																							
Georgia	2/4/17																							
Alabama	2/7/17																							
at Mississippi State	2/11/17																							
Arkansas	2/15/17																							
at Vanderbilt	2/18/17																							
at Florida	2/21/17																							
Tennessee	2/25/17																							
Mississippi State	2/28/17																							
at Ole Miss	3/4/17																							
vs. SEC Tournament	TBD																							
vs. NCAA Tournament	TBD																							

## CAREER STATISTICS

Season	GP-GS	Min	Avg	FG	FGA	Pct	3FG	3FGA	Pct	FT	FTA	Pct	Off	Def	Tot	Avg	PF	FO	Ast	TO	Blk	Stl	Pts	Avg
2016-17	13-0	182	14.0	20	47	.426	14	30	.467	8	13	.615	3	12	15	1.2	15	0	21	17	4	7	62	4.8

## CAREER SEC STATISTICS

Season	GP-GS	Min	Avg	FG	FGA	Pct	3FG	3FGA	Pct	FT	FTA	Pct	Off	Def	Tot	Avg	PF	FO	Ast	TO	Blk	Stl	Pts	Avg
2017	1-0	12	12.0	0	4	.000	0	3	.000	0	0	.000	0	1	1	2.0	1	0	1	0	0	0	0	0.0





# #12 KHADIM GUEYE

FRESHMAN | FORWARD | 7'0" | HS

DAKAR, SENEGAL/VICTORY ROCK PREP

## SEASON NOTABLES

- Scored six points with seven rebounds in the exhibition win vs. Newberry
- Collected two rebounds in win vs. Holy Cross (Nov. 13)
- Played 17 minutes off the bench and scored first career points after going 4-for-4 from the free throw line in win vs. SC State (Nov. 18), also had new single-game high five rebounds
- Snagged two rebounds in 13 minutes off the bench in win vs. No. 25/24 Michigan (Nov. 23)
- Recorded four minutes in victory over No. 18/16 Syracuse (Nov. 26)
- Saw six minutes of action off the bench in win vs. Vermont (Dec. 1)
- Played eight minutes in win vs. FIU (Dec. 4)
- Logged two minutes in loss vs. Seton Hall (Dec. 12) at Madison Square Garden
- Posted two rebounds and a block in 13 minutes off the bench in win at USF (Dec. 17)
- Matched a career-high with 17 minutes playing in a reserve role in loss vs. Clemson (Dec. 21), had one point and a rebound, his free throw in second half was his first points since SC State (Nov. 18)
- Blocked two shots, and added four points in win over Lander (Dec. 27)

## GUEYE'S SEASON HIGHS

### Points

6, vs. SC State (Nov. 18, 2016)

### Field Goals

2, vs. Lander (Dec. 27, 2016)

### Field Goal Attempts

3, twice, last vs. Lander (Dec. 27, 2016)

### 3-Point Field Goals

-

### 3-Point Field Goal Attempts

-

### Free Throws

4, vs. SC State (Nov. 18, 2016)

### Free Throw Attempts

4, vs. SC State (Nov. 18, 2016)

### Rebounds

5, vs. SC State (Nov. 18, 2016)

### Assists

1, vs. Lander (Dec. 27, 2016)

### Blocks

2, twice, last vs. Lander (Dec. 27, 2016)

### Steals

1, at Memphis (Dec. 30, 2016)

### Minutes

18, vs. Lander (Dec. 27, 2016)

## 2016-17

Opponent	Date	GS	Min	FG-FGA	Pct	3FG-FGA	Pct	FT-FTA	Pct	Off	Def	Tot	Avg	PF	FO	A	TO	Blk	Stl	Pts	Avg
Louisiana Tech	11/11/16	1	0-0	.000	0-0	.000	0-0	.000	0	0	0	0.0	3	0	0	1	0	0	0	0	0.0
Holy Cross	11/13/16	13	0-0	.000	0-0	.000	0-0	.000	1	1	2	1.0	1	0	0	1	1	0	0	0	0.0
Monmouth	11/15/16	1	0-0	.000	0-0	.000	0-0	.000	0	0	0	0.7	2	0	0	1	0	0	0	0	0.0
SC State	11/18/16	17	1-3	.333	0-0	.000	4-4	1.000	2	3	5	1.8	0	0	0	0	2	0	6	1.5	
Michigan	11/23/16	13	0-2	.000	0-0	.000	0-0	.000	1	1	2	1.8	2	0	0	0	0	0	0	0	1.2
vs. Syracuse	11/26/16	4	0-0	.000	0-0	.000	0-0	.000	0	0	0	1.5	2	0	0	0	0	0	0	0	1.0
Vermont	12/1/16	6	0-1	.000	0-0	.000	0-0	.000	0	0	0	1.3	2	0	0	0	0	0	0	0	0.9
FIU	12/4/16	8	0-1	.000	0-0	.000	0-0	.000	0	0	0	1.1	2	0	0	1	0	0	0	0	0.8
vs. Seton Hall	12/12/16	2	0-0	.000	0-0	.000	0-0	.000	0	0	0	1.0	2	0	0	0	0	0	0	0	0.7
at USF	12/17/16	13	0-0	.000	0-0	.000	0-0	.000	1	1	2	1.1	2	0	0	0	1	0	0	0	0.6
Clemson	12/21/16	17	0-0	.000	0-0	.000	1-2	.500	1	0	1	1.1	4	0	0	0	0	0	0	1	0.6
Lander	12/27/16	18	2-3	.667	0-0	.000	0-2	.000	0	3	3	1.3	1	0	1	1	2	0	4	0.9	
at Memphis	12/30/16	8	0-0	.000	0-0	.000	0-0	.000	0	2	2	1.3	2	0	0	0	0	0	1	0	0.8
at Georgia	1/4/17	5	0-0	.000	0-0	.000	0-0	.000	0	0	0	1.2	1	0	0	1	0	0	0	0	0.8
Texas A&M	1/7/17																				
at Tennessee	1/11/17																				
Ole Miss	1/14/17																				
Florida	1/18/17																				
at Kentucky	1/21/17																				
Auburn	1/24/17																				
at Missouri	1/28/17																				
at LSU	2/1/17																				
Georgia	2/4/17																				
Alabama	2/7/17																				
at Mississippi State	2/11/17																				
Arkansas	2/15/17																				
at Vanderbilt	2/18/17																				
at Florida	2/21/17																				
Tennessee	2/25/17																				
Mississippi State	2/28/17																				
at Ole Miss	3/4/17																				
vs. SEC Tournament	TBD																				
vs. NCAA Tournament	TBD																				

## CAREER STATISTICS

Season	GP-GS	Min	Avg	FG	FGA	Pct	3FG	3FGA	Pct	FT	FTA	Pct	Off	Def	Tot	Avg	PF	FO	Ast	TO	Blk	Stl	Pts	Avg
2016-17	14-0	126	9.0	3	10	.300	0	0	.000	5	8	.625	6	11	17	1.2	26	0	1	6	6	1	11	0.8

## CAREER SEC STATISTICS

Season	GP-GS	Min	Avg	FG	FGA	Pct	3FG	3FGA	Pct	FT	FTA	Pct	Off	Def	Tot	Avg	PF	FO	Ast	TO	Blk	Stl	Pts	Avg
2017	1-0	5	5.0	0	0	.000	0	0	.000	0	0	.000	0	0	0	0.0	1	0	0	1	0	0	0	0.0



# #23 EVAN HINSON

FRESHMAN | GUARD | 6'4" | HS

DELTONA, FLA./DELTONA

## SEASON NOTABLES

- Also a member of the Carolina football team and will join the basketball squad at the conclusion of the football season

## HINSON'S SEASON HIGHS

**Points**

-

**Field Goals**

-

**Field Goal Attempts**

-

**3-Point Field Goals**

-

**3-Point Field Goal Attempts**

-

**Free Throws**

-

**Free Throw Attempts**

-

**Rebounds**

-

**Assists**

-

**Blocks**

-

**Steals**

-

**Minutes**

-

## 2016-17

Opponent	Date	GS	Min	FG-FGA	Pct	3FG-FGA	Pct	FT/FTA	Pct	Off	Def	Tot	Avg	PF	FO	A	TO	Blk	Stl	Pts	Avg	
Louisiana Tech	11/11/16	-	-	-	-	-	-	-	-	-	-	-	-	-	-	-	-	-	-	-	-	-
Holy Cross	11/13/16	-	-	-	-	-	-	-	-	-	-	-	-	-	-	-	-	-	-	-	-	-
Monmouth	11/15/16	-	-	-	-	-	-	-	-	-	-	-	-	-	-	-	-	-	-	-	-	-
SC State	11/18/16	-	-	-	-	-	-	-	-	-	-	-	-	-	-	-	-	-	-	-	-	-
Michigan	11/23/16	-	-	-	-	-	-	-	-	-	-	-	-	-	-	-	-	-	-	-	-	-
vs. Syracuse	11/26/16	-	-	-	-	-	-	-	-	-	-	-	-	-	-	-	-	-	-	-	-	-
Vermont	12/1/16	-	-	-	-	-	-	-	-	-	-	-	-	-	-	-	-	-	-	-	-	-
FIU	12/4/16	-	-	-	-	-	-	-	-	-	-	-	-	-	-	-	-	-	-	-	-	-
vs. Seton Hall	12/12/16	-	-	-	-	-	-	-	-	-	-	-	-	-	-	-	-	-	-	-	-	-
at USF	12/17/16	-	-	-	-	-	-	-	-	-	-	-	-	-	-	-	-	-	-	-	-	-
Clemson	12/21/16	-	-	-	-	-	-	-	-	-	-	-	-	-	-	-	-	-	-	-	-	-
Lander	12/27/16	-	-	-	-	-	-	-	-	-	-	-	-	-	-	-	-	-	-	-	-	-
at Memphis	12/30/16	-	-	-	-	-	-	-	-	-	-	-	-	-	-	-	-	-	-	-	-	-
at Georgia	1/4/17	-	-	-	-	-	-	-	-	-	-	-	-	-	-	-	-	-	-	-	-	-
Texas A&M	1/7/17	-	-	-	-	-	-	-	-	-	-	-	-	-	-	-	-	-	-	-	-	-
at Tennessee	1/11/17	-	-	-	-	-	-	-	-	-	-	-	-	-	-	-	-	-	-	-	-	-
Ole Miss	1/14/17	-	-	-	-	-	-	-	-	-	-	-	-	-	-	-	-	-	-	-	-	-
Florida	1/18/17	-	-	-	-	-	-	-	-	-	-	-	-	-	-	-	-	-	-	-	-	-
at Kentucky	1/21/17	-	-	-	-	-	-	-	-	-	-	-	-	-	-	-	-	-	-	-	-	-
Auburn	1/24/17	-	-	-	-	-	-	-	-	-	-	-	-	-	-	-	-	-	-	-	-	-
at Missouri	1/28/17	-	-	-	-	-	-	-	-	-	-	-	-	-	-	-	-	-	-	-	-	-
at LSU	2/1/17	-	-	-	-	-	-	-	-	-	-	-	-	-	-	-	-	-	-	-	-	-
Georgia	2/4/17	-	-	-	-	-	-	-	-	-	-	-	-	-	-	-	-	-	-	-	-	-
Alabama	2/7/17	-	-	-	-	-	-	-	-	-	-	-	-	-	-	-	-	-	-	-	-	-
at Mississippi State	2/11/17	-	-	-	-	-	-	-	-	-	-	-	-	-	-	-	-	-	-	-	-	-
Arkansas	2/15/17	-	-	-	-	-	-	-	-	-	-	-	-	-	-	-	-	-	-	-	-	-
at Vanderbilt	2/18/17	-	-	-	-	-	-	-	-	-	-	-	-	-	-	-	-	-	-	-	-	-
at Florida	2/21/17	-	-	-	-	-	-	-	-	-	-	-	-	-	-	-	-	-	-	-	-	-
Tennessee	2/25/17	-	-	-	-	-	-	-	-	-	-	-	-	-	-	-	-	-	-	-	-	-
Mississippi State	2/28/17	-	-	-	-	-	-	-	-	-	-	-	-	-	-	-	-	-	-	-	-	-
at Ole Miss	3/4/17	-	-	-	-	-	-	-	-	-	-	-	-	-	-	-	-	-	-	-	-	-
vs. SEC Tournament	TBD	-	-	-	-	-	-	-	-	-	-	-	-	-	-	-	-	-	-	-	-	-
vs. NCAA Tournament	TBD	-	-	-	-	-	-	-	-	-	-	-	-	-	-	-	-	-	-	-	-	-

## CAREER STATISTICS

Season	GP-GS	Min	Avg	FG	FGA	Pct	3FG	3FGA	Pct	FT	FIA	Pct	Off	Def	Tot	Avg	PF	FO	Ast	TO	Blk	Stl	Pts	Avg
2016-17																								

## CAREER SEC STATISTICS

Season	GP-GS	Min	Avg	FG	FGA	Pct	3FG	3FGA	Pct	FT	FIA	Pct	Off	Def	Tot	Avg	PF	FO	Ast	TO	Blk	Stl	Pts	Avg
2017																								



# #24 SEDEE KEITA

FRESHMAN | FORWARD | 6'9" | HS

PHILADELPHIA, PA./22FT BASKETBALL ACADEMY

## SEASON NOTABLES

- Made South Carolina debut in win vs. No. 24/25 Michigan after missing the first four games with a wrist injury, played eight minutes off bench and recorded one rebound on the offensive end
- Led all big men with 15 minutes off the bench in win vs. No. 18/16 Syracuse (Nov. 26), tallied one rebound, one assist, one block and one steal
- Scored first career points (4) in win vs. Vermont (Dec. 1), also recorded three rebounds in 10 minutes off the bench
- Played 19 minutes and logged six points and four rebounds in win vs. FIU (Dec. 4)
- Logged 18 minutes off the bench, recording five points and three rebounds in loss vs. Seton Hall (Dec. 12) at Madison Square Garden
- Saw three minutes of action but did not record any stats in win at USF (Dec. 17)
- Played seven minutes and gathered two rebounds in loss vs. Clemson (Dec. 21)
- Scored a career-high seven points, while pulling down five rebounds in win over Lander (Dec. 27)
- Played a season-high 25 minutes off the bench, pulling down career-high seven rebounds with two steals at Memphis (Dec. 30)

## KEITA'S SEASON HIGHS

### Points

7, vs. Lander (Dec. 27, 2016)

### Field Goals

3, twice, last vs. Lander (Dec. 27, 2016)

### Field Goal Attempts

6, twice, last vs. Lander (Dec. 27, 2016)

### 3-Point Field Goals

-

### 3-Point Field Goal Attempts

-

### Free Throws

3, vs. Seton Hall (Dec. 12, 2016)

### Free Throw Attempts

3, vs. Seton Hall (Dec. 12, 2016)

### Rebounds

7, vs. Memphis (Dec. 30, 2016)

### Assists

1, vs. Syracuse (Nov. 26, 2016)

### Blocks

1, twice, last vs. FIU (Dec. 4, 2016)

### Steals

1, vs. Syracuse (Nov. 26, 2016)

### Minutes

19, vs. FIU (Dec. 4, 2016)

## 2016-17

Opponent	Date	GS	Min	FG-FGA	Pct	3FG-3FGA	Pct	FT-FTA	Pct	Off	Def	Tot	Avg	PF	FO	A	TO	Blk	Stl	Pts	Avg	
Louisiana Tech	11/11/16	-	-	-	-	-	-	-DNP - wrist injury	-	-	-	-	-	-	-	-	-	-	-	-	-	-
Holy Cross	11/13/16	-	-	-	-	-	-	-DNP - wrist injury	-	-	-	-	-	-	-	-	-	-	-	-	-	-
Monmouth	11/15/16	-	-	-	-	-	-	-DNP - wrist injury	-	-	-	-	-	-	-	-	-	-	-	-	-	-
SC State	11/18/16	-	-	-	-	-	-	-DNP - wrist injury	-	-	-	-	-	-	-	-	-	-	-	-	-	-
Michigan	11/23/16	-	8	0-0	.000	0-0	.000	0-0	.000	1	0	1	1.0	2	0	0	2	0	0	0	0	0.0
vs. Syracuse	11/26/16	-	15	0-2	.000	0-0	.000	0-0	.000	0	1	1	1.0	1	0	1	1	1	1	1	0	0.0
Vermont	12/1/16	-	10	1-4	.250	0-0	.000	2-2	1.000	1	2	3	1.7	2	0	0	1	0	0	4	1.3	
FIU	12/4/16	-	19	3-6	.500	0-0	.000	0-0	.000	1	3	4	2.3	0	0	0	0	1	0	6	2.5	
vs. Seton Hall	12/12/16	-	18	1-5	.200	0-0	.000	3-4	.750	1	2	3	2.4	3	0	0	0	0	0	5	3.0	
at USF	12/17/16	-	3	0-0	.000	0-0	.000	0-0	.000	0	0	0	2.0	0	0	0	0	0	0	0	2.5	
Clemson	12/21/16	-	7	0-1	.000	0-0	.000	0-0	.000	0	1	1	1.9	2	0	0	0	0	0	0	2.1	
Lander	12/27/16	-	18	3-6	.500	0-0	.000	1-2	.500	3	2	5	2.3	0	0	0	1	0	0	7	2.8	
at Memphis	12/30/16	-	25	0-3	.000	0-0	.000	0-0	.000	5	2	7	2.8	4	0	1	0	1	2	0	2.4	
at Georgia	1/4/17	-	13	0-1	.000	0-0	.000	0-0	.000	0	1	1	2.6	2	0	0	0	2	0	0	2.2	
Texas A&M	1/7/17	-	-	-	-	-	-	-	-	-	-	-	-	-	-	-	-	-	-	-	-	
at Tennessee	1/11/17	-	-	-	-	-	-	-	-	-	-	-	-	-	-	-	-	-	-	-	-	
Ole Miss	1/14/17	-	-	-	-	-	-	-	-	-	-	-	-	-	-	-	-	-	-	-	-	
Florida	1/18/17	-	-	-	-	-	-	-	-	-	-	-	-	-	-	-	-	-	-	-	-	
at Kentucky	1/21/17	-	-	-	-	-	-	-	-	-	-	-	-	-	-	-	-	-	-	-	-	
Auburn	1/24/17	-	-	-	-	-	-	-	-	-	-	-	-	-	-	-	-	-	-	-	-	
at Missouri	1/28/17	-	-	-	-	-	-	-	-	-	-	-	-	-	-	-	-	-	-	-	-	
at LSU	2/1/17	-	-	-	-	-	-	-	-	-	-	-	-	-	-	-	-	-	-	-	-	
Georgia	2/4/17	-	-	-	-	-	-	-	-	-	-	-	-	-	-	-	-	-	-	-	-	
Alabama	2/7/17	-	-	-	-	-	-	-	-	-	-	-	-	-	-	-	-	-	-	-	-	
at Mississippi State	2/11/17	-	-	-	-	-	-	-	-	-	-	-	-	-	-	-	-	-	-	-	-	
Arkansas	2/15/17	-	-	-	-	-	-	-	-	-	-	-	-	-	-	-	-	-	-	-	-	
at Vanderbilt	2/18/17	-	-	-	-	-	-	-	-	-	-	-	-	-	-	-	-	-	-	-	-	
at Florida	2/21/17	-	-	-	-	-	-	-	-	-	-	-	-	-	-	-	-	-	-	-	-	
Tennessee	2/25/17	-	-	-	-	-	-	-	-	-	-	-	-	-	-	-	-	-	-	-	-	
Mississippi State	2/28/17	-	-	-	-	-	-	-	-	-	-	-	-	-	-	-	-	-	-	-	-	
at Ole Miss	3/4/17	-	-	-	-	-	-	-	-	-	-	-	-	-	-	-	-	-	-	-	-	
vs. SEC Tournament	TBD	-	-	-	-	-	-	-	-	-	-	-	-	-	-	-	-	-	-	-	-	
vs. NCAA Tournament	TBD	-	-	-	-	-	-	-	-	-	-	-	-	-	-	-	-	-	-	-	-	

## CAREER STATISTICS

Season	GP-GS	Min	Avg	FG	FGA	Pct	3FG	3FGA	Pct	FT	FTA	Pct	Off	Def	Tot	Avg	PF	FO	Ast	TO	Blk	Stl	Pts	Avg
2016-17	10-0	136	13.6	8	28	.286	0	0	.000	6	8	.750	12	14	26	2.6	16	0	2	5	5	3	22	2.2

## CAREER SEC STATISTICS

Season	GP-GS	Min	Avg	FG	FGA	Pct	3FG	3FGA	Pct	FT	FTA	Pct	Off	Def	Tot	Avg	PF	FO	Ast	TO	Blk	Stl	Pts	Avg
2017	1-0	13	13.0	0	1	.000	0	0	.000	0	0	.000	0	1	1.0	1.0	2	0	0	0	2	0	0	0.0



# #21 MAIK KOTSAR

FRESHMAN | FORWARD | 6'10" | HS

TALLIN, ESTONIA/SUNRISE CHRISTIAN ACADEMY

## SEASON NOTABLES

- Earned the start and tallied five points with three rebounds in the exhibition win vs. Newberry
- Foul trouble in the second half, but earned the start and scored four points with a pair of rebounds and a steal in opener vs. La Tech (Nov. 11)
- Six points and three rebounds in 15 minutes vs. Holy Cross (Nov. 13)
- Four points and two rebounds, with an assist, in OT win over Monmouth (Nov. 15)
- Scored in double figures (15 points) for the first time in his career in win vs. SC State (Nov. 18) after going a perfect 7-for-7 from the field, also led team with eight rebounds
- Posted 10 points and five rebounds in 23 minutes in win vs. No. 25/24 Michigan (Nov. 23), scored in double figures for the second straight game
- Finished tied for team-lead with career-high 16 points (7-of-9 shooting) in victory over No. 18/16 Syracuse (Nov. 26), had two steals and two rebounds in 30 minutes, which was new career-high for minutes played
- Tallied 14 points, including 12 in the second half, on 7-of-10 shooting in win vs. Vermont (Dec. 1) for his fourth-straight game in double-figures, also had five rebounds and a steal in 26 minutes
- Posted four points, six rebounds and set new career-highs with three assists and four steals in win vs. FIU (Dec. 4), five of six rebounds came on offensive glass
- Recorded four points, seven rebounds and two steals in loss vs. Seton Hall (Dec. 12) at Madison Square Garden, played only 19 minutes due to foul trouble
- Tallied 11 points (5-of-6) and led the team with nine rebounds (career-high) in win at USF (Dec. 17), played 30 minutes to match a career-high
- One of three Gamecocks in double-figures with 10 points (5-of-13) in loss vs. Clemson (Dec. 21), tied for team lead with eight rebounds, also had two steals in 27 minutes
- Collected first double-double of his career with 10 points, and 11 rebounds - which matched a team high - in win over Lander (Dec. 27)
- Five points and five rebounds with two assists in loss at Memphis (Dec. 30)

## KOTSAR'S SEASON HIGHS

### Points

16, vs. Syracuse (Nov. 26, 2016)

### Field Goals

7, 3x, last vs. Vermont (Dec. 1, 2016)

### Field Goal Attempts

13, vs. Clemson (Dec. 16, 2016)

### 3-Point Field Goals

-

### 3-Point Field Goal Attempts

-

### Free Throws

2, 3x, last vs. Syracuse (Nov. 16, 2016)

### Free Throw Attempts

3, 3x, last at USF (Dec. 17, 2016)

### Rebounds

11, vs. Lander (Dec. 27, 2016)

### Assists

3, vs. FIU (Dec. 4, 2016)

### Blocks

2, twice, last vs. Lander (Dec. 27, 2016)

### Steals

4, vs. FIU (Dec. 4, 2016)

### Minutes

30, twice, last at FIU (Dec. 17, 2016)

## 2016-17

Opponent	Date	GS	Min	FG-FGA	Pct	3FG-FGA	Pct	FT-FTA	Pct	Off	Def	Tot	Avg	PF	FO	A	TO	Blk	Stl	Pts	Avg
Louisiana Tech	11/11/16	*	14	2-2	1.000	0-0	.000	0-3	.000	1	1	2	2.0	4	0	0	0	0	1	4	4.0
Holy Cross	11/13/16	*	15	2-2	1.000	0-0	.000	2-2	1.000	1	2	3	2.5	3	0	0	1	0	0	6	5.0
Monmouth	11/15/16	*	26	2-5	.400	0-0	.000	0-0	.000	1	1	2	2.3	4	0	1	1	0	0	4	4.7
SC State	11/18/16	*	23	7-7	1.000	0-0	.000	1-3	.333	4	4	8	3.8	1	0	1	0	2	0	15	7.3
Michigan	11/23/16	*	23	4-7	.571	0-0	.000	2-2	1.000	2	3	5	4.0	3	0	2	0	0	0	10	7.8
vs. Syracuse	11/26/16	*	30	7-9	.778	0-0	.000	2-2	1.000	0	2	2	3.7	3	0	0	2	0	2	16	9.2
Vermont	12/1/16	*	26	7-10	.700	0-0	.000	0-0	.000	0	5	5	3.9	2	0	0	2	0	1	14	9.9
FIU	12/4/16	*	25	2-5	.400	0-0	.000	0-0	.000	5	1	6	4.1	2	0	3	3	0	4	4	9.1
vs. Seton Hall	12/12/16	*	19	2-6	.333	0-0	.000	0-0	.000	3	4	7	4.4	4	0	0	1	0	2	4	8.6
at USF	12/17/16	*	30	5-6	.833	0-0	.000	1-3	.333	2	7	9	4.9	3	0	0	0	1	0	11	8.8
Clemson	12/21/16	*	27	5-13	.385	0-0	.000	0-1	.000	6	2	8	5.2	2	0	0	0	0	2	10	8.9
Lander	12/27/16	*	24	5-10	.500	0-0	.000	0-2	.000	4	7	11	5.7	2	0	0	0	2	0	10	9.0
at Memphis	12/30/16	*	30	2-7	.285	0-0	.000	1-2	.500	3	2	5	5.6	3	0	2	3	0	0	5	8.7
at Georgia	1/4/17	*	16	0-2	.000	0-0	.000	0-1	.000	0	1	1	5.3	4	0	0	0	0	0	0	8.1
Texas A&M	1/7/17																				
at Tennessee	1/11/17																				
Ole Miss	1/14/17																				
Florida	1/18/17																				
at Kentucky	1/21/17																				
Auburn	1/24/17																				
at Missouri	1/28/17																				
at LSU	2/1/17																				
Georgia	2/4/17																				
Alabama	2/7/17																				
at Mississippi State	2/11/17																				
Arkansas	2/15/17																				
at Vanderbilt	2/18/17																				
at Florida	2/21/17																				
Tennessee	2/25/17																				
Mississippi State	2/28/17																				
at Ole Miss	3/4/17																				
vs. SEC Tournament	TBD																				
vs. NCAA Tournament	TBD																				

## CAREER STATISTICS

Season	GP-GS	Min	Avg	FG	FGA	Pct	3FG	3FGA	Pct	FT	FIA	Pct	Off	Def	Tot	Avg	PF	FO	Ast	TO	Blk	Stl	Pts	Avg
2016-17	14-14	328	23.4	52	91	.571	0	0	.000	9	21	.429	32	42	74	5.3	40	0	9	13	5	12	113	8.1

## CAREER SEC STATISTICS

Season	GP-GS	Min	Avg	FG	FGA	Pct	3FG	3FGA	Pct	FT	FIA	Pct	Off	Def	Tot	Avg	PF	FO	Ast	TO	Blk	Stl	Pts	Avg
2017	1-1	16	16.0	0	2	.000	0	0	.000	0	1	.000	0	1	1	1.0	4	0	0	0	0	0	0	0.0



# #25 CHRISTIAN SCHMITT

FRESHMAN | GUARD | 6'0" | HS

MARS, PA. | MARS AREA HIGH SCHOOL

## SEASON NOTABLES

- Made South Carolina debut in win vs. SC State (Nov. 18), played three minutes and attempted one 3
- Played one minute off the bench in win vs. Vermont (Dec. 1)
- Saw action vs. Lander (Dec. 27)

## SCHMITT'S SEASON HIGHS

### Points

-

### Field Goals

-

### Field Goal Attempts

1, vs. SC State (Nov. 18, 2016)

### 3-Point Field Goals

-

### 3-Point Field Goal Attempts

1, vs. SC State (Nov. 18, 2016)

### Free Throws

-

### Free Throw Attempts

-

### Rebounds

-

### Assists

-

### Blocks

-

### Steals

-

### Minutes

3, vs. SC State (Nov. 18, 2016)

## 2016-17

Opponent	Date	GS	Min	FG-FGA	Pct	3FG-FGA	Pct	FT-FTA	Pct	Off	Def	Tot	Avg	PF	FO	A	TO	Blk	Stl	Pts	Avg	
Louisiana Tech	11/11/16	-	-	-	-	-	-	-DNP - Coaches Decision	-	-	-	-	-	-	-	-	-	-	-	-	-	-
Holy Cross	11/13/16	-	-	-	-	-	-	-DNP - Coaches Decision	-	-	-	-	-	-	-	-	-	-	-	-	-	-
Monmouth	11/15/16	-	-	-	-	-	-	-DNP - Coaches Decision	-	-	-	-	-	-	-	-	-	-	-	-	-	-
SC State	11/18/16	-	3	0-1	.000	0-1	.000	0-0	.000	0	0	0	0	0	0	0	2	0	0	0	0	0.0
Michigan	11/23/16	-	-	-	-	-	-	-DNP - Coaches Decision	-	-	-	-	-	-	-	-	-	-	-	-	-	-
vs. Syracuse	11/26/16	-	-	-	-	-	-	-DNP - Coaches Decision	-	-	-	-	-	-	-	-	-	-	-	-	-	-
Vermont	12/1/16	-	1	0-0	.000	0-0	.000	0-0	.000	0	0	0	0	0	0	0	0	0	0	0	0	0.0
FIU	12/4/16	-	-	-	-	-	-	-DNP - Coaches Decision	-	-	-	-	-	-	-	-	-	-	-	-	-	-
vs. Seton Hall	12/12/16	-	-	-	-	-	-	-DNP - Coaches Decision	-	-	-	-	-	-	-	-	-	-	-	-	-	-
at USF	12/17/16	-	-	-	-	-	-	-DNP - Coaches Decision	-	-	-	-	-	-	-	-	-	-	-	-	-	-
Clemson	12/21/16	-	-	-	-	-	-	-DNP - Coaches Decision	-	-	-	-	-	-	-	-	-	-	-	-	-	-
Lander	12/27/16	-	1	0-0	.000	0-0	.000	0-0	.000	0	0	0	0	0	0	0	0	0	0	0	0	0.0
at Memphis	12/30/16	-	1	0-0	.000	0-0	.000	0-0	.000	0	0	0	0	0	0	0	0	0	0	0	0	0.0
at Georgia	1/4/17	-	-	-	-	-	-	-DNP - Coaches Decision	-	-	-	-	-	-	-	-	-	-	-	-	-	-
Texas A&M	1/7/17	-	-	-	-	-	-	-	-	-	-	-	-	-	-	-	-	-	-	-	-	-
at Tennessee	1/11/17	-	-	-	-	-	-	-	-	-	-	-	-	-	-	-	-	-	-	-	-	-
Ole Miss	1/14/17	-	-	-	-	-	-	-	-	-	-	-	-	-	-	-	-	-	-	-	-	-
Florida	1/18/17	-	-	-	-	-	-	-	-	-	-	-	-	-	-	-	-	-	-	-	-	-
at Kentucky	1/21/17	-	-	-	-	-	-	-	-	-	-	-	-	-	-	-	-	-	-	-	-	-
Auburn	1/24/17	-	-	-	-	-	-	-	-	-	-	-	-	-	-	-	-	-	-	-	-	-
at Missouri	1/28/17	-	-	-	-	-	-	-	-	-	-	-	-	-	-	-	-	-	-	-	-	-
at LSU	2/1/17	-	-	-	-	-	-	-	-	-	-	-	-	-	-	-	-	-	-	-	-	-
Georgia	2/4/17	-	-	-	-	-	-	-	-	-	-	-	-	-	-	-	-	-	-	-	-	-
Alabama	2/7/17	-	-	-	-	-	-	-	-	-	-	-	-	-	-	-	-	-	-	-	-	-
at Mississippi State	2/11/17	-	-	-	-	-	-	-	-	-	-	-	-	-	-	-	-	-	-	-	-	-
Arkansas	2/15/17	-	-	-	-	-	-	-	-	-	-	-	-	-	-	-	-	-	-	-	-	-
at Vanderbilt	2/18/17	-	-	-	-	-	-	-	-	-	-	-	-	-	-	-	-	-	-	-	-	-
at Florida	2/21/17	-	-	-	-	-	-	-	-	-	-	-	-	-	-	-	-	-	-	-	-	-
Tennessee	2/25/17	-	-	-	-	-	-	-	-	-	-	-	-	-	-	-	-	-	-	-	-	-
Mississippi State	2/28/17	-	-	-	-	-	-	-	-	-	-	-	-	-	-	-	-	-	-	-	-	-
at Ole Miss	3/4/17	-	-	-	-	-	-	-	-	-	-	-	-	-	-	-	-	-	-	-	-	-
vs. SEC Tournament	TBD	-	-	-	-	-	-	-	-	-	-	-	-	-	-	-	-	-	-	-	-	-
vs. NCAA Tournament	TBD	-	-	-	-	-	-	-	-	-	-	-	-	-	-	-	-	-	-	-	-	-

## CAREER STATISTICS

Season	GP-GS	Min	Avg	FG	FGA	Pct	3FG	3FGA	Pct	FT	FTA	Pct	Off	Def	Tot	Avg	PF	FO	Ast	TO	Blk	Stl	Pts	Avg
2016-17	4-0	6	1.5	0	1	.000	0	1	.000	0	0	.000	0	0	0	0.0	1	0	0	2	0	0	0	0.0

## CAREER SEC STATISTICS

Season	GP-GS	Min	Avg	FG	FGA	Pct	3FG	3FGA	Pct	FT	FTA	Pct	Off	Def	Tot	Avg	PF	FO	Ast	TO	Blk	Stl	Pts	Avg
2017																								

## THE LAST TIME...

### AN INDIVIDUAL ...

<b>Scored 20 or more points:</b>	South Carolina: PJ Dozier (24) at Georgia, Jan. 4, 2017, in Athens, Ga. Opponent: Markel Crawford (28), Memphis, Dec. 30, 2015, in Memphis, Tenn.
<b>Scored 30 or more points:</b>	South Carolina: Laimonas Chatkevicius (30), vs. High Point, March 15, 2016, in Columbia, S.C. Opponent: Kevin Punter (36), Tennessee, Jan. 23, 2016 in Knoxville, Tenn.
<b>Scored 35 or more points:</b>	South Carolina: Brenton Williams (38) vs. Mississippi State, March 6, 2013 in Columbia, S.C. Opponent: Kevin Punter (36), Tennessee, Jan. 23, 2016 in Knoxville, Tenn.
<b>Scored 40 or more points:</b>	South Carolina: N/A thru 1992-93 season Opponent: Austin Carr (43), Notre Dame, Dec. 30, 1969 in New Orleans, La.
<b>Collected 20 or more rebounds:</b>	South Carolina: Emmett Hall (23), vs. College of Charleston, Dec. 22, 1993 in Columbia, S.C. Opponent: Ekpe Udoh (20), Baylor, Jan. 2, 2010 in Columbia, S.C.
<b>Collected 15 or more rebounds:</b>	South Carolina: Michael Carrera (15), vs. Florida, Feb. 20, 2016 in Columbia, S.C. Opponent: Dedric Lawson (15), Memphis, Dec. 30, 2015, in Memphis, Tenn.
<b>Made 12 or more field goals:</b>	South Carolina: Laimonas Chatkevicius (15), vs. High Point, March 15, 2016, in Columbia, S.C. Opponent: Michael Frazier II (12), Florida, March 4, 2014 in Columbia, S.C.
<b>Made 10 or more field goals:</b>	South Carolina: PJ Dozier (10), vs. Clemson, Dec. 21, 2016, in Columbia, S.C. Opponent: Wes Clark (10), Missouri, Jan. 16, 2016, in Columbia, S.C.
<b>Attempted 20 or more field goals:</b>	South Carolina: PJ Dozier (22), vs. Clemson, Dec. 21, 2016, in Columbia, S.C. Opponent: Jamal Murray (21), Kentucky, Feb. 13, 2016, in Columbia, S.C.
<b>Attempted 25 or more field goals:</b>	South Carolina: Devan Downey, 25, at Kentucky, Feb. 25, 2010 in Lexington, Ky. Opponent: Kemmy Burgess (Alaska-Anchorage), 26, Nov. 24, 2005 in Anchorage, Alaska
<b>Dished 10 or more assists:</b>	South Carolina: Devan Downey, 11, vs. LSU, March 13, 2008 in Atlanta, Ga. Opponent: 11, Jabril Durham, Arkansas, March 5, 2016 in Fayetteville, Ark.
<b>Swiped 5 or more steals:</b>	South Carolina: Sindarius Thornwell, 6, at Georgia, Jan. 4, 2017 in Athens, Ga. Opponent: 5, Allen Payne, Auburn, Feb. 26, 2014 in Auburn, Ala.
<b>Blocked 5 or more shots:</b>	South Carolina: Chris Silva, 5, vs. FIU, Dec. 4, 2016 in Columbia, S.C. Opponent: Avry Holmes (5), Clemson, Dec. 18, 2015 in Greenville, S.C.
<b>Made 5 or more 3-point field goals:</b>	South Carolina: Rakym Felder (5), vs. Lander, Dec. 27, 2016, in Columbia, S.C. Opponent: Jahmal McMurray (5), USF, Dec. 17, 2016, in Tampa, Fla.
<b>Attempted 8 or more 3-point field goals:</b>	South Carolina: Duane Notice (10), vs. FIU, Dec. 4, 2016, in Columbia, S.C. Opponent: JR Washington (9), Lander, Dec. 27, 2016, in Columbia, S.C.
<b>Made 10 or more free throws:</b>	South Carolina: Michael Carrera (11), Kentucky, Feb. 13, 2016, in Columbia, S.C. Opponent: Dedric Lawson (11) and Markel Crawford (10), Memphis, Dec. 30, 2015, in Memphis, Tenn.
<b>Attempted 15 or more free throws:</b>	South Carolina: Michael Carrera (15), vs. Kentucky, Feb. 13, 2016, in Columbia, S.C. Opponent: Ryan Rosburg (17), at Tennessee, Feb. 16, 2016 in Columbia, Mo.
<b>Played all 40 minutes of regulation:</b>	South Carolina: Duane Notice, vs. Texas A&M, Feb. 21, 2015 in Columbia, S.C. Opponent: Frank Sullivan, Auburn, Jan. 12, 2013 in Columbia, S.C.
<b>A player hit a last-second shot (within 3 seconds) to win a game:</b>	South Carolina: PJ Dozier (Buzzer Beater), vs. Monmouth, Nov. 15, 2016, in Columbia, S.C. Opponent: JJ Frazier (Free Throws), Georgia, March 11, 2016 in Nashville, Tenn.
<b>A player had a double-double:</b>	South Carolina: Sindarius Thornwell (19 points, 11 rebounds), at Georgia, Jan. 4, 2017, in Athens, Ga. Opponent: Yante Maten (18 points, 10 rebounds), Georgia, Jan. 4, 2017, in Athens, Ga.
<b>Two or more players had a double-double:</b>	S. Carolina: Michael Carrera (11 points, 10 rebounds), Sindarius Thornwell (18 points, 11 rebounds), at Georgia, Feb. 2, 2016, in Athens, Ga. Opponent: Alex Oriakhi (18 points, 11 rebounds), Earnest Ross (21 points, 10 rebounds) Missouri, Jan. 22, 2013 in Columbia, Mo.
<b>A player had a triple-double:</b>	South Carolina: Sam Muldrow (16 points, 14 rebounds, 10 blocks) vs. Vanderbilt, Jan. 8, 2011 in Columbia, S.C. *** Only second triple-double in South Carolina history (Chuck Eidson (25 points, 10 rebounds, 10 assists) vs. SC State, Nov. 29, 2002 in Columbia, S.C. Opponent: Daniel Hackett (Southern California - 22 points, 10 rebounds, 10 assists), Nov. 17, 2007 in Columbia, S.C.
<b>Scored 30 or more points in back-to-back games:</b>	South Carolina: Devan Downey, 30 vs. Kentucky, Jan. 26, 2010 in Columbia, S.C. 33 vs. Georgia, Jan. 30, 2010, in Columbia, S.C.
<b>Scored 25 or more points in back-to-back games:</b>	South Carolina: Devan Downey, 33 vs. Georgia, Jan. 30, 2010, in Columbia, S.C. 26 at Tennessee, Feb. 6, 2010 in Knoxville, Tenn.

### A TEAM ...

<b>Scored 100 or more points:</b>	South Carolina: 103 vs. The Citadel, Nov. 12, 2007 in Columbia, S.C. Opponent: 107, Vanderbilt, Feb. 17, 1996 in Nashville, Tenn.
<b>Scored 50 points or less:</b>	South Carolina: 46, vs. Florida, March 4, 2014 in Columbia S.C. Opponent: 50, Vermont, Dec. 1, 2016 in Columbia, S.C.
<b>Scored 50 points in a half:</b>	South Carolina: 53 (1st half), vs. Lander, Dec. 27, 2016, in Columbia, S.C. Opponent: 52 (2nd half), Georgia Jan. 22, 2014 in Athens, Ga.
<b>Failed to score 25 points in a half:</b>	South Carolina: 23 (1st half), at Georgia, Feb. 2, 2016, in Athens, Ga. Opponent: 16 (1st half), Lander, Dec. 27, 2016, in Columbia, S.C.

<b>Collected 50 or more rebounds:</b>	South Carolina: 50, vs. Alabama, Jan. 30, 2016, in Columbia, S.C. Opponent: 52, WKU, Nov. 27, 2010 in Bowling Green, Ky.
<b>Shot 60% or better from the field:</b>	South Carolina: 60.0% (39-65), vs. High Point, March 15, 2016, in Columbia, S.C. Opponent: 69.6% (32-46) Missouri, Feb. 28, 2013 in Columbia, S.C.
<b>Shot 50% or better from the field:</b>	South Carolina: 51.5% (35-68), vs. Lander, Dec. 27, 2016, in Columbia, S.C. Opponent: 50.8% (30-59), Georgia Tech, March 21, 2016, in Columbia, S.C.
<b>Shot less than 30% from the field:</b>	South Carolina: 27.1% (16-59), vs. Texas A&M, Feb. 21, 2015 in Columbia, S.C. Opponent: 19.2% (10-52), Michigan, Nov. 23, 2016, in Columbia, S.C.
<b>Shot 50% or better from 3-point range (at least 10 attempts):</b>	South Carolina: 50.0% (12-24), vs. Holy Cross, Nov. 13, 2016, in Columbia, S.C. Opponent 54.5% (6-11), USE, Dec. 17, 2016, in Tampa, Fla.
<b>Shot 20% or less from 3-point range (at least 10 attempts):</b>	South Carolina: 14.3% (3-21), vs. Missouri, Jan. 16, 2016, in Columbia, S.C. Opponent: 7.7% (2-26), Michigan, Nov. 23, 2016 in Columbia, S.C.
<b>Dished 20 or more assists:</b>	South Carolina: 25, vs. High Point, March 15, 2016, in Columbia, S.C. Opponent: 20, Mississippi State, Feb. 27, 2016, in Starkville, Miss.
<b>Made 35 or more shots:</b>	South Carolina: 35, vs. Lander, Dec. 27, 2016, in Columbia, S.C. Opponent: 35, vs. Tennessee, March 5, 2009 in Columbia, S.C.
<b>Attempted 80 or more shots:</b>	South Carolina: 83 vs. WKU Nov. 27, 2010 in Bowling Green, Ky. Opponent: 83, LSU, Feb. 10, 1996 in Columbia, S.C.
<b>Attempted 70 or more shots:</b>	South Carolina: 72, vs. Providence, Dec. 1, 2011 in Columbia, S.C. Opponent: 71, Arkansas, Feb. 3, 2015 in Fayetteville, Ark.
<b>Made 10 or more 3-pointers:</b>	South Carolina: 10, vs. Lander, Dec. 27, 2016, in Columbia, S.C. Opponent: 11, Georgia Tech, March 21, 2016, in Columbia, S.C.
<b>Did not make a 3-pointer:</b>	South Carolina: vs. Milwaukee, Nov. 11, 2012 in Columbia, S.C. Opponent: Miss. State, Jan. 9, 2013 in Starkville, Miss.
<b>Attempted 30 or more 3-pointers:</b>	South Carolina: 31 vs. Alabama, Jan. 25, 2012 in Columbia, S.C. Opponent: 30, High Point, March 15, 2016, in Columbia, S.C.
<b>Attempted 25 or more 3-pointers:</b>	South Carolina: 25, at Memphis, Dec. 30, 2015, in Memphis, Tenn. Opponent: 26, Michigan, Nov. 23, 2016, in Columbia, S.C.
<b>Made 30 or more free throws:</b>	South Carolina: 46 vs. Memphis, Jan. 2, 2015 in Columbia, S.C. Opponent: 30, Tennessee, Jan. 23, 2016 in Knoxville, Tenn.
<b>Attempted 40 or more free throws:</b>	South Carolina: 46, vs. Alabama, Jan. 30, 2016, in Columbia, S.C. Opponent: 42, Kentucky, March 1, 2014 in Columbia, S.C.
<b>Swiped 15 or more steals:</b>	South Carolina: 15 vs. Vanderbilt, Jan. 16, 2010 in Columbia, S.C. Opponent: 15, Monmouth, Nov. 15, 2016, in Columbia, S.C.
<b>Blocked 12 or more shots:</b>	South Carolina: 12, vs. Vanderbilt, Jan. 8, 2011 in Columbia, S.C. Opponent: 12, Mississippi State, Jan. 26, 2016, in Columbia, S.C.
<b>Blocked 8 or more shots:</b>	South Carolina: 8, at Georgia, Jan. 4, 2017, in Athens, Ga. Opponent: 9, Georgia, March 3, 2016 in Columbia, S.C.
<b>Won by 30 or more points:</b>	South Carolina: 42, vs. SC State, Nov. 18, 2016, in Columbia, S.C. Opponent: 34, Kentucky, Feb. 14, 2015 in Lexington, Ky.
<b>Won by 20 or more points:</b>	South Carolina: 28, vs. Lander, Dec. 27, 2016, in Columbia, S.C. Opponent: 27, Kentucky, Feb. 13, 2016, in Columbia, S.C.
<b>Played a single overtime game:</b>	Win: 70-69, vs. Monmouth, Nov. 15, 2016, in Columbia, S.C. Loss: 62-54 at Georgia, Feb. 23, 2013 in Athens, Ga.
<b>Played a double overtime game:</b>	Win: 87-85 vs. WKU, Nov. 27, 2010 in Bowling Green, Ky. Loss: 98-88 vs. Louisville, Feb. 20, 1988 in Columbia, S.C.
<b>South Carolina played a No. 1 Team in the country:</b>	Win: 68-62 vs. Kentucky, Jan. 26, 2010 in Columbia, S.C. Loss: 77-43 loss at Kentucky, Feb. 14, 2015 in Lexington, Ky.
<b>South Carolina played a top-5 opponent:</b>	Win: 68-62 vs. No. 1/1 Kentucky, Jan. 26, 2010 in Columbia, S.C. Loss: 75-36 loss to No. 4/4 Florida, Jan. 30, 2013 in Gainesville, Fla.
<b>South Carolina played a top-10 opponent:</b>	Win: 81-78 at No. 8/8 Texas A&M, Feb. 6, 2016, in College Station, Texas Loss: 58-43 loss vs. Kentucky, Jan. 24, 2015 in Columbia, S.C.
<b>South Carolina played a top-25 opponent:</b>	Win: 64-50 vs. No. 18/16 Syracuse, Nov. 26, 2016, in Brooklyn, N.Y. Loss: 89-62 loss vs. No. 22/21 Kentucky, Feb. 13, 2016, in Columbia, S.C.
<b>South Carolina defeated a ranked opponent:</b>	Home: 61-46 win over No. 25/24 Michigan, Nov. 23, 2016 in Columbia, S.C. Away: 77-73 at No. 13/19 Vanderbilt, March 6, 2010 in Nashville, Tenn. Neutral: 64-50 vs. No. 18/16 Syracuse, Nov. 26, 2016 in Brooklyn, N.Y. SEC Home: Win: 72-67 win over No. 17/15 Kentucky, March 1, 2014 in Columbia, S.C.
<b>South Carolina defeated a top 10 opponent:</b>	SEC Away: 81-78 at No. 8/8 Texas A&M, Feb. 6, 2016, in College Station, Texas Non-conference away: 85-84 at No. 19/20 Baylor, Jan. 2, 2009 in Waco, Texas Home: Win: 68-62 win vs. No. 1/1 Kentucky, Jan. 26, 2010 in Columbia, S.C. Away: 81-78 at No. 8/8 Texas A&M, Feb. 6, 2016, in College Station, Texas Neutral: 64-60 vs. No. 9/9 Iowa State, Jan. 3, 2015 in Brooklyn, N.Y.
<b>A South Carolina win opened the season:</b>	Home: 85-76 win vs. La Tech on Nov. 11, 2016, in Columbia, S.C. Away: 81-63 win at Western Carolina, Nov. 12, 2005 in Cullowhee, N.C. Neutral: 74-61 win vs. Chaminade, Nov. 19, 2001 in Maui, Hawaii (Maui Invite)
<b>South Carolina opened SEC play:</b>	Home: 72-68 loss vs. Florida, Jan. 7, 2015 in Gainesville, Fla. Away: 67-61 win at Georgia, Jan. 4, 2017, in Athens, Ga.



South Carolina Basketball  
 South Carolina Combined Team Statistics (as of Jan 06, 2017)  
 All games

RECORD:	OVERALL	HOME	AWAY	NEUTRAL
ALL GAMES	11-3	8-1	2-1	1-1
CONFERENCE	1-0	0-0	1-0	0-0
NON-CONFERENCE	10-3	8-1	1-1	1-1

##	Player	gp-gs	min	avg	Total		3-Point		F-Throw		Rebounds				pf	dq	a	to	blk	stl	pts	avg		
					fg-fga	fg%	3fg-fga	3fg%	ft-fa	ft%	off	def	tot	avg										
00	THORNWELL, Sindari	8-8	252	31.5	49-103	.476	15-32	.469	37-44	.841	17	41	58	7.3	17	0	30	20	12	17	150	18.8		
15	DOZIER, PJ	14-14	387	27.6	85-183	.464	25-57	.439	28-38	.737	11	58	69	4.9	38	1	43	29	3	32	223	15.9		
10	NOTICE, Duane	14-14	436	31.1	41-125	.328	24-81	.296	26-41	.634	12	20	32	2.3	17	0	36	27	1	11	132	9.4		
30	SILVA, Chris	14-14	269	19.2	46-77	.597	0-0	.000	38-55	.691	32	57	89	6.4	54	4	5	26	29	6	130	9.3		
21	KOTSAR, Maik	14-14	328	23.4	52-91	.571	0-0	.000	9-21	.429	32	42	74	5.3	40	0	9	13	5	12	113	8.1		
20	MCKIE, Justin	14-6	300	21.4	31-84	.369	9-35	.257	9-14	.643	14	30	44	3.1	23	0	21	9	2	11	80	5.7		
04	FELDER, Rakym	13-0	182	14.0	20-47	.426	14-30	.467	8-13	.615	3	12	15	1.2	15	0	21	17	4	7	62	4.8		
02	GRAVETT, Hassani	13-0	267	20.5	20-61	.328	8-32	.250	11-18	.611	6	20	26	2.0	24	1	24	19	1	7	59	4.5		
05	BLANTON, TeMarcus	4-0	16	4.0	3-5	.600	2-3	.667	1-2	.500	1	4	5	1.3	1	0	0	1	0	0	9	2.3		
24	KEITA, Sedee	10-0	136	13.6	8-28	.286	0-0	.000	6-8	.750	12	14	26	2.6	16	0	2	5	5	3	22	2.2		
14	TUT, Ran	7-0	45	6.4	3-9	.333	0-1	.000	0-0	.000	4	11	15	2.1	1	0	2	0	3	3	6	0.9		
12	GUEYE, Khadim	14-0	126	9.0	3-10	.300	0-0	.000	5-8	.625	6	11	17	1.2	26	0	1	6	6	1	11	0.8		
31	HOLLIMAN, Jarrell	11-0	70	6.4	2-6	.333	0-0	.000	2-2	1.000	2	6	8	0.7	12	0	2	1	1	0	6	0.5		
25	SCHMITT, Christian	4-0	6	1.5	0-1	.000	0-1	.000	0-0	.000	0	0	0	0.0	1	0	0	2	0	0	0	0.0		
13	CORCHIANI, Tommy	3-0	5	1.7	0-0	.000	0-0	.000	0-0	.000	0	1	1	0.3	3	0	0	1	0	0	0	0.0		
Team											23	23	46											
Total.....		14	2825	363-830		.437	97-272	.357	180-264	.682	175	350	525	37.5	288	6	196	182	72	110	1003	71.6		
Opponents.....		14	2825	258-718		.359	63-240	.263	253-357	.709	154	320	474	33.9	264	5	112	223	34	93	832	59.4		

TEAM STATISTICS	SC	OPP	Date	Opponent	Score	Att.
SCORING	1003	832	11/11/16	LOUISIANA TECH	w 85-76	13344
Points per game	71.6	59.4	^ 11/13/16	HOLY CROSS	w 81-49	9270
Scoring margin	+12.2	-	^ 11/15/16	MONMOUTH	Wot 70-69	9779
FIELD GOALS-ATT	363-830	258-718	^ 11/18/16	SC STATE	w 92-50	10159
Field goal pct	.437	.359	11/23/16	MICHIGAN	w 61-46	13051
3 POINT FG-ATT	97-272	63-240	\$ 11/26/16	vs Syracuse	w 64-50	8733
3-point FG pct	.357	.263	12/1/16	VERMONT	w 68-50	11579
3-pt FG made per game	6.9	4.5	12/4/16	FIU	w 70-54	10587
FREE THROWS-ATT	180-264	253-357	12/12/16	vs SETON HALL	L 64-67	7558
Free throw pct	.682	.709	12/17/16	at USF	w 77-66	2489
F-Throws made per game	12.9	18.1	12/21/16	CLEMSON	L 60-62	17026
REBOUNDS	525	474	12/27/16	LANDER	w 90-62	10088
Rebounds per game	37.5	33.9	12/30/16	at Memphis	L 54-70	10812
Rebounding margin	+3.6	-	* 01/04/17	at Georgia	w 67-61	8856
ASSISTS	196	112				
Assists per game	14.0	8.0	^ = Brooklyn Hoops Holiday Invitational (Columbia, S.C.)			
TURNOVERS	182	223	\$ = Brooklyn Hoops Holiday Invitational (Brooklyn, N.Y.)			
Turnovers per game	13.0	15.9	* = Conference game			
Turnover margin	+2.9	-				
Assist/turnover ratio	1.1	0.5				
STEALS	110	93				
Steals per game	7.9	6.6				
BLOCKS	72	34				
Blocks per game	5.1	2.4				
ATTENDANCE	104883	38448				
Home games-Avg/Game	9-11654	3-7386				
Neutral site-Avg/Game	-	2-8146				

Score by Periods	1st	2nd	OT	Totals
South Carolina	521	472	10	1003
Opponents	393	430	9	832





South Carolina Basketball  
 South Carolina Combined Team Statistics (as of Jan 06, 2017)  
 Conference games

RECORD:	OVERALL	HOME	AWAY	NEUTRAL
ALL GAMES	1-0	0-0	1-0	0-0
CONFERENCE	1-0	0-0	1-0	0-0
NON-CONFERENCE	0-0	0-0	0-0	0-0

##	Player	gp-gs	min	avg	Total		3-Point		F-Throw		Rebounds				pf	dq	a	to	blk	stl	pts	avg
					fg-fga	fg%	3fg-fga	3fg%	ft-fta	ft%	off	def	tot	avg								
15	DOZIER, PJ	1-1	33	33.0	9-17	.529	2-5	.400	4-4	1.000	0	7	7	7.0	1	0	5	2	0	1	24	24.0
00	THORNWELL, Sindari	1-1	35	35.0	8-17	.471	1-3	.333	2-4	.500	3	8	11	11.0	3	0	1	1	3	6	19	19.0
30	SILVA, Chris	1-1	26	26.0	6-7	.857	0-0	.000	1-2	.500	1	2	3	3.0	4	0	0	0	3	0	13	13.0
02	GRAVETT, Hassani	1-0	13	13.0	1-2	.500	1-2	.500	3-4	.750	1	0	1	1.0	1	0	1	1	0	0	6	6.0
20	MCKIE, Justin	1-0	16	16.0	1-4	.250	1-1	1.000	0-0	.000	3	2	5	5.0	3	0	1	0	0	0	3	3.0
10	NOTICE, Duane	1-1	29	29.0	1-7	.143	0-3	.000	0-2	.000	3	1	4	4.0	2	0	2	2	0	0	2	2.0
24	KEITA, Sedee	1-0	13	13.0	0-1	.000	0-0	.000	0-0	.000	0	1	1	1.0	2	0	0	0	2	0	0	0.0
21	KOTSAR, Maik	1-1	16	16.0	0-2	.000	0-0	.000	0-1	.000	0	1	1	1.0	4	0	0	0	0	0	0	0.0
12	GUEYE, Khadim	1-0	5	5.0	0-0	.000	0-0	.000	0-0	.000	0	0	0	0.0	1	0	0	1	0	0	0	0.0
05	BLANTON, TeMarcus	1-0	2	2.0	0-0	.000	0-0	.000	0-0	.000	0	0	0	0.0	1	0	0	0	0	0	0	0.0
04	FELDER, Rakym	1-0	12	12.0	0-4	.000	0-3	.000	0-0	.000	0	1	1	1.0	1	0	1	0	0	0	0	0.0
Team											0	0	0				1					
Total.....		1	200		26-61	.426	5-17	.294	10-17	.588	11	23	34	34.0	23	0	11	8	8	7	67	67.0
Opponents.....		1	200		17-47	.362	4-13	.308	23-30	.767	11	29	40	40.0	17	0	10	16	3	2	61	61.0

TEAM STATISTICS	SC	OPP	Date	Opponent	Score	Att.
SCORING	67	61	* 01/04/17	at Georgia	w 67-61	8856
Points per game	67.0	61.0				
Scoring margin	+6.0	-				
FIELD GOALS-ATT	26-61	17-47				
Field goal pct	.426	.362				
3 POINT FG-ATT	5-17	4-13				
3-point FG pct	.294	.308				
3-pt FG made per game	5.0	4.0				
FREE THROWS-ATT	10-17	23-30				
Free throw pct	.588	.767				
F-Throws made per game	10.0	23.0				
REBOUNDS	34	40				
Rebounds per game	34.0	40.0				
Rebounding margin	-6.0	-				
ASSISTS	11	10				
Assists per game	11.0	10.0				
TURNOVERS	8	16				
Turnovers per game	8.0	16.0				
Turnover margin	+8.0	-				
Assist/turnover ratio	1.4	0.6				
STEALS	7	2				
Steals per game	7.0	2.0				
BLOCKS	8	3				
Blocks per game	8.0	3.0				
ATTENDANCE	0	8856				
Home games-Avg/Game	0-0	1-8856				
Neutral site-Avg/Game	-	0-0				

^ = Brooklyn Hoops Holiday Invitational (Columbia, S.C.)  
 \$ = Brooklyn Hoops Holiday Invitational (Brooklyn, N.Y.)  
 \* = Conference game

Score by Periods	1st	2nd	Totals
South Carolina	36	31	67
Opponents	34	27	61



South Carolina Basketball  
 South Carolina Team Game-by-Game Comparison (as of Jan 06, 2017)  
 All games

Opponent	1st	2nd	Score	Mar	Total FG	FG Pct	3-Pointers	3FG Pct	Free Throws	FT Pct	Rebounds	Assist	T/Over	Block	Steal	Fouls
LOUISIANA TECH	42/31	43/45	85-76	+9	30-57/24-55	.526/.436	9-18/7-20	.500/.350	16-26/21-30	.615/.700	35/29 +6	16/8	15/14	4/4	6/11	20/28
HOLY CROSS	44/32	37/17	81-49	+32	27-46/17-45	.587/.378	12-24/5-20	.500/.250	15-16/10-15	.938/.667	32/16 +16	17/12	11/9	6/0	4/3	17/16
MONMOUTH	29/22	31/38	70-69	+1	23-68/20-65	.338/.308	7-23/6-28	.304/.214	17-25/23-27	.680/.852	46/41 +5	15/10	20/18	5/4	7/15	22/24
SC STATE	50/25	42/25	92-50	+42	33-65/16-52	.508/.308	8-24/5-14	.333/.357	18-21/13-21	.857/.619	47/24 +23	17/6	13/14	9/1	6/6	17/19
MICHIGAN	33/27	28/19	61-46	+15	23-53/10-52	.434/.192	4-15/2-26	.267/.077	11-18/24-32	.611/.750	40/36 +4	10/2	13/16	6/0	5/7	24/17
Syracuse	37/26	27/24	64-50	+14	23-51/14-44	.451/.318	4-13/6-15	.308/.400	14-19/16-26	.737/.615	37/30 +7	13/9	15/17	1/2	12/6	21/19
VERMONT	43/32	25/18	68-50	+18	29-62/18-51	.468/.353	4-13/5-20	.308/.250	6-7/9-14	.857/.643	36/31 +5	18/5	13/18	3/2	11/7	15/14
FIU	36/22	34/32	70-54	+16	25-61/19-46	.410/.413	8-21/5-15	.381/.333	12-19/11-16	.632/.688	34/35 (1)	15/5	9/23	6/1	13/7	17/18
SETON HALL	34/27	30/40	64-67	(3)	22-57/19-55	.386/.345	5-16/3-12	.313/.250	15-25/26-36	.600/.722	35/49 (14)	6/6	13/17	4/2	10/6	23/18
USF	31/37	46/29	77-66	+11	27-62/21-50	.435/.420	10-25/6-11	.400/.545	13-20/18-27	.650/.667	34/41 (7)	18/5	7/17	4/2	9/3	21/18
CLEMSON	25/29	35/33	60-62	(2)	22-62/21-51	.355/.412	2-16/3-16	.125/.188	14-20/17-27	.700/.630	35/36 (1)	10/8	14/15	4/5	8/9	22/21
LANDER	53/16	37/46	90-62	+28	35-68/22-62	.515/.355	10-22/5-23	.455/.217	10-16/13-19	.625/.684	45/34 +11	18/12	12/13	10/4	6/7	16/17
Memphis	28/33	26/37	54-70	(16)	18-57/20-43	.316/.465	9-25/1-7	.360/.143	9-15/29-37	.600/.784	35/32 +3	12/14	19/16	2/4	6/4	30/18
Georgia	36/34	31/27	67-61	+6	26-61/17-47	.426/.362	5-17/4-13	.294/.308	10-17/23-30	.588/.767	34/40 (6)	11/10	8/16	8/3	7/2	23/17

Note: Game totals are displayed in the format TEAM/OPPONENT for each category



South Carolina Basketball  
South Carolina Category Leaders (as of Jan 06, 2017)  
All games

Points	G	Pts	Pts/G
DOZIER, PJ	14	223	15.9
THORNWELL, Sindarius	8	150	18.8
NOTICE, Duane	14	132	9.4
SILVA, Chris	14	130	9.3
KOTSAR, Maik	14	113	8.1
MCKIE, Justin	14	80	5.7
FELDER, Rakym	13	62	4.8
GRAVETT, Hassani	13	59	4.5
KEITA, Sedee	10	22	2.2
GUEYE, Khadim	14	11	0.8
BLANTON, TeMarcus	4	9	2.3
HOLLIMAN, Jarrell	11	6	0.5
TUT, Ran	7	6	0.9

Scoring Average	G	Pts	Avg/G
THORNWELL, Sindarius	8	150	18.8
DOZIER, PJ	14	223	15.9
NOTICE, Duane	14	132	9.4
SILVA, Chris	14	130	9.3
KOTSAR, Maik	14	113	8.1
MCKIE, Justin	14	80	5.7
FELDER, Rakym	13	62	4.8
GRAVETT, Hassani	13	59	4.5
BLANTON, TeMarcus	4	9	2.3
KEITA, Sedee	10	22	2.2
TUT, Ran	7	6	0.9
GUEYE, Khadim	14	11	0.8

FG Percentage	FG	Att	Pct
BLANTON, TeMarcus	3	5	.600
SILVA, Chris	46	77	.597
KOTSAR, Maik	52	91	.571
THORNWELL, Sindarius	49	103	.476
DOZIER, PJ	85	183	.464
FELDER, Rakym	20	47	.426
MCKIE, Justin	31	84	.369
HOLLIMAN, Jarrell	2	6	.333
TUT, Ran	3	9	.333
NOTICE, Duane	41	125	.328
GRAVETT, Hassani	20	61	.328
GUEYE, Khadim	3	10	.300

Field Goal Attempts	G	Att	Att/G
DOZIER, PJ	14	183	13.1
NOTICE, Duane	14	125	8.9
THORNWELL, Sindarius	8	103	12.9
KOTSAR, Maik	14	91	6.5
MCKIE, Justin	14	84	6.0

Field Goals Made	G	Made	Made/G
DOZIER, PJ	14	85	6.1
KOTSAR, Maik	14	52	3.7
THORNWELL, Sindarius	8	49	6.1
SILVA, Chris	14	46	3.3
NOTICE, Duane	14	41	2.9

3-Point Percentage	3FG	Att	Pct
BLANTON, TeMarcus	2	3	.667
THORNWELL, Sindarius	15	32	.469
FELDER, Rakym	14	30	.467
DOZIER, PJ	25	57	.439
NOTICE, Duane	24	81	.296
MCKIE, Justin	9	35	.257
GRAVETT, Hassani	8	32	.250
TUT, Ran	0	1	.000
SCHMITT, Christian	0	1	.000

3-Point FG Attempts	G	Att	Att/G
NOTICE, Duane	14	81	5.8
DOZIER, PJ	14	57	4.1
MCKIE, Justin	14	35	2.5
THORNWELL, Sindarius	8	32	4.0
GRAVETT, Hassani	13	32	2.5

3-Point FG Made	G	Made	Made/G
DOZIER, PJ	14	25	1.8
NOTICE, Duane	14	24	1.7
THORNWELL, Sindarius	8	15	1.9
FELDER, Rakym	13	14	1.1
MCKIE, Justin	14	9	0.6

Free Throw Percent	FG	Att	Pct
HOLLIMAN, Jarrell	2	2	1.000
THORNWELL, Sindarius	37	44	.841
KEITA, Sedee	6	8	.750
DOZIER, PJ	28	38	.737
SILVA, Chris	38	55	.691
MCKIE, Justin	9	14	.643
NOTICE, Duane	26	41	.634
GUEYE, Khadim	5	8	.625
FELDER, Rakym	8	13	.615
GRAVETT, Hassani	11	18	.611
BLANTON, TeMarcus	1	2	.500
KOTSAR, Maik	9	21	.429

Free Throw Attempts	G	Att	Att/G
SILVA, Chris	14	55	3.9
THORNWELL, Sindarius	8	44	5.5
NOTICE, Duane	14	41	2.9
DOZIER, PJ	14	38	2.7
KOTSAR, Maik	14	21	1.5

Free Throws Made	G	Made	Made/G
SILVA, Chris	14	38	2.7
THORNWELL, Sindarius	8	37	4.6
DOZIER, PJ	14	28	2.0
NOTICE, Duane	14	26	1.9
GRAVETT, Hassani	13	11	0.8



South Carolina Basketball  
South Carolina Category Leaders (as of Jan 06, 2017)  
All games

Rebounds	G	Reb	Reb/G
SILVA, Chris	14	89	6.4
KOTSAR, Maik	14	74	5.3
DOZIER, PJ	14	69	4.9
THORNWELL, Sindarius	8	58	7.3
MCKIE, Justin	14	44	3.1

Rebound Average	G	Reb	Avg/G
THORNWELL, Sindarius	8	58	7.3
SILVA, Chris	14	89	6.4
KOTSAR, Maik	14	74	5.3
DOZIER, PJ	14	69	4.9
MCKIE, Justin	14	44	3.1

Offensive Rebounds	G	No.	Avg/G
KOTSAR, Maik	14	32	2.3
SILVA, Chris	14	32	2.3
THORNWELL, Sindarius	8	17	2.1
MCKIE, Justin	14	14	1.0
KEITA, Sedee	10	12	1.2
NOTICE, Duane	14	12	0.9

Defensive Rebounds	G	No.	Avg/G
DOZIER, PJ	14	58	4.1
SILVA, Chris	14	57	4.1
KOTSAR, Maik	14	42	3.0
THORNWELL, Sindarius	8	41	5.1
MCKIE, Justin	14	30	2.1

Fouls	G	No.	Per/G
SILVA, Chris	14	54	3.9
KOTSAR, Maik	14	40	2.9
DOZIER, PJ	14	38	2.7
GUEYE, Khadim	14	26	1.9
GRAVETT, Hassani	13	24	1.8

Foulsouts	G	No.
SILVA, Chris	14	4
GRAVETT, Hassani	13	1
DOZIER, PJ	14	1

Assists	G	No.	Ast/G
DOZIER, PJ	14	43	3.1
NOTICE, Duane	14	36	2.6
THORNWELL, Sindarius	8	30	3.8
GRAVETT, Hassani	13	24	1.8
FELDER, Rakym	13	21	1.6
MCKIE, Justin	14	21	1.5

Steals	G	No.	Stl/G
DOZIER, PJ	14	32	2.3
THORNWELL, Sindarius	8	17	2.1
KOTSAR, Maik	14	12	0.9
MCKIE, Justin	14	11	0.8
NOTICE, Duane	14	11	0.8

Blocked Shots	G	No.	Blk/G
SILVA, Chris	14	29	2.1
THORNWELL, Sindarius	8	12	1.5
GUEYE, Khadim	14	6	0.4
KEITA, Sedee	10	5	0.5
KOTSAR, Maik	14	5	0.4

Minutes	G	No.	Min/G
NOTICE, Duane	14	436	31.1
DOZIER, PJ	14	387	27.6
KOTSAR, Maik	14	328	23.4
MCKIE, Justin	14	300	21.4
SILVA, Chris	14	269	19.2

Turnovers	G	No.	TO/G
DOZIER, PJ	14	29	2.1
NOTICE, Duane	14	27	1.9
SILVA, Chris	14	26	1.9
THORNWELL, Sindarius	8	20	2.5
GRAVETT, Hassani	13	19	1.5



South Carolina Basketball  
South Carolina Team High/Low Analysis (as of Jan 06, 2017)  
All games

South Carolina - TEAM GAME HIGHS

POINTS	92	SC STATE (11/18/16)
	90	LANDER (12/27/16)
	85	LOUISIANA TECH (11/11/16)
	81	HOLY CROSS (11/13/16)
	77	at USF (12/17/16)
FIELD GOALS MADE	35	LANDER (12/27/16)
	33	SC STATE (11/18/16)
FIELD GOAL ATTEMPTS	68	LANDER (12/27/16)
	68	MONMOUTH (11/15/16)
FIELD GOAL PERCENTAGE	.587 (27-46)	HOLY CROSS (11/13/16)
	.526 (30-57)	LOUISIANA TECH (11/11/16)
3 PT FIELD GOALS MADE	12	HOLY CROSS (11/13/16)
	10	LANDER (12/27/16)
	10	at USF (12/17/16)
3 PT FG ATTEMPTS	25	at Memphis (12/30/16)
	25	at USF (12/17/16)
3 PT FG PERCENTAGE	.500 (12-24)	HOLY CROSS (11/13/16)
	.500 (9-18)	LOUISIANA TECH (11/11/16)
FREE THROWS MADE	18	SC STATE (11/18/16)
	17	MONMOUTH (11/15/16)
FREE THROW ATTEMPTS	26	LOUISIANA TECH (11/11/16)
	25	vs SETON HALL (12/12/16)
	25	MONMOUTH (11/15/16)
FREE THROW PERCENTAGE	.938 (15-16)	HOLY CROSS (11/13/16)
	.857 (18-21)	SC STATE (11/18/16)
	.857 (6-7)	VERMONT (12/1/16)
REBOUNDS	47	SC STATE (11/18/16)
	46	MONMOUTH (11/15/16)
ASSISTS	18	LANDER (12/27/16)
	18	at USF (12/17/16)
	18	VERMONT (12/1/16)
STEALS	13	FIU (12/4/16)
	12	vs Syracuse (11/26/16)
BLOCKED SHOTS	10	LANDER (12/27/16)
	9	SC STATE (11/18/16)
TURNOVERS	20	MONMOUTH (11/15/16)
	19	at Memphis (12/30/16)
FOULS	30	at Memphis (12/30/16)
	24	MICHIGAN (11/23/16)



South Carolina Basketball  
South Carolina High/Low Analysis (as of Jan 06, 2017)  
All games

Opponent - GAME HIGHS

POINTS	76	LOUISIANA TECH (11/11/16)
	70	at Memphis (12/30/16)
	69	MONMOUTH (11/15/16)
	67	vs SETON HALL (12/12/16)
	66	at USF (12/17/16)
FIELD GOALS MADE	24	LOUISIANA TECH (11/11/16)
	22	LANDER (12/27/16)
FIELD GOAL ATTEMPTS	65	MONMOUTH (11/15/16)
	62	LANDER (12/27/16)
FIELD GOAL PERCENTAGE	.465 (20-43)	at Memphis (12/30/16)
	.436 (24-55)	LOUISIANA TECH (11/11/16)
3 PT FIELD GOALS MADE	7	LOUISIANA TECH (11/11/16)
	6	at USF (12/17/16)
	6	vs Syracuse (11/26/16)
	6	MONMOUTH (11/15/16)
3 PT FG ATTEMPTS	28	MONMOUTH (11/15/16)
	26	MICHIGAN (11/23/16)
3 PT FG PERCENTAGE	.545 (6-11)	at USF (12/17/16)
	.400 (6-15)	vs Syracuse (11/26/16)
FREE THROWS MADE	29	at Memphis (12/30/16)
	26	vs SETON HALL (12/12/16)
FREE THROW ATTEMPTS	37	at Memphis (12/30/16)
	36	vs SETON HALL (12/12/16)
FREE THROW PERCENTAGE	.852 (23-27)	MONMOUTH (11/15/16)
	.784 (29-37)	at Memphis (12/30/16)
REBOUNDS	49	vs SETON HALL (12/12/16)
	41	at USF (12/17/16)
	41	MONMOUTH (11/15/16)
ASSISTS	14	at Memphis (12/30/16)
	12	LANDER (12/27/16)
	12	HOLY CROSS (11/13/16)
STEALS	15	MONMOUTH (11/15/16)
	11	LOUISIANA TECH (11/11/16)
BLOCKED SHOTS	5	CLEMSON (12/21/16)
	4	at Memphis (12/30/16)
	4	LANDER (12/27/16)
	4	MONMOUTH (11/15/16)
	4	LOUISIANA TECH (11/11/16)
TURNOVERS	23	FIU (12/4/16)
	18	VERMONT (12/1/16)
	18	MONMOUTH (11/15/16)
FOULS	28	LOUISIANA TECH (11/11/16)
	24	MONMOUTH (11/15/16)



South Carolina Basketball  
South Carolina High/Low Analysis (as of Jan 06, 2017)  
All games

South Carolina - GAME LOWS

POINTS	54	at Memphis (12/30/16)
	60	CLEMSON (12/21/16)
	61	MICHIGAN (11/23/16)
	64	vs Syracuse (11/26/16)
	64	vs SETON HALL (12/12/16)
FIELD GOALS MADE	18	at Memphis (12/30/16)
	22	vs SETON HALL (12/12/16)
	22	CLEMSON (12/21/16)
FIELD GOAL ATTEMPTS	46	HOLY CROSS (11/13/16)
	51	vs Syracuse (11/26/16)
FIELD GOAL PERCENTAGE	.316 (18-57)	at Memphis (12/30/16)
	.338 (23-68)	MONMOUTH (11/15/16)
3 PT FIELD GOALS MADE	2	CLEMSON (12/21/16)
	4	MICHIGAN (11/23/16)
	4	vs Syracuse (11/26/16)
	4	VERMONT (12/1/16)
3 PT FG ATTEMPTS	13	vs Syracuse (11/26/16)
	13	VERMONT (12/1/16)
3 PT FG PERCENTAGE	.125 (2-16)	CLEMSON (12/21/16)
	.267 (4-15)	MICHIGAN (11/23/16)
FREE THROWS MADE	6	VERMONT (12/1/16)
	9	at Memphis (12/30/16)
FREE THROW ATTEMPTS	7	VERMONT (12/1/16)
	15	at Memphis (12/30/16)
FREE THROW PERCENTAGE	.588 (10-17)	at Georgia (01/04/17)
	.600 (9-15)	at Memphis (12/30/16)
	.600 (15-25)	vs SETON HALL (12/12/16)
REBOUNDS	32	HOLY CROSS (11/13/16)
	34	FIU (12/4/16)
	34	at USF (12/17/16)
	34	at Georgia (01/04/17)
ASSISTS	6	vs SETON HALL (12/12/16)
	10	MICHIGAN (11/23/16)
	10	CLEMSON (12/21/16)
STEALS	4	HOLY CROSS (11/13/16)
	5	MICHIGAN (11/23/16)
BLOCKED SHOTS	1	vs Syracuse (11/26/16)
	2	at Memphis (12/30/16)
TURNOVERS	7	at USF (12/17/16)
	8	at Georgia (01/04/17)
FOULS	15	VERMONT (12/1/16)
	16	LANDER (12/27/16)



South Carolina Basketball  
South Carolina High/Low Analysis (as of Jan 06, 2017)  
All games

Opponent - GAME LOWS

POINTS	46	MICHIGAN (11/23/16)
	49	HOLY CROSS (11/13/16)
	50	SC STATE (11/18/16)
	50	vs Syracuse (11/26/16)
	50	VERMONT (12/1/16)
FIELD GOALS MADE	10	MICHIGAN (11/23/16)
	14	vs Syracuse (11/26/16)
FIELD GOAL ATTEMPTS	43	at Memphis (12/30/16)
	44	vs Syracuse (11/26/16)
FIELD GOAL PERCENTAGE	.192 (10-52)	MICHIGAN (11/23/16)
	.308 (16-52)	SC STATE (11/18/16)
	.308 (20-65)	MONMOUTH (11/15/16)
3 PT FIELD GOALS MADE	1	at Memphis (12/30/16)
	2	MICHIGAN (11/23/16)
3 PT FG ATTEMPTS	7	at Memphis (12/30/16)
	11	at USF (12/17/16)
3 PT FG PERCENTAGE	.077 (2-26)	MICHIGAN (11/23/16)
	.143 (1-7)	at Memphis (12/30/16)
FREE THROWS MADE	9	VERMONT (12/1/16)
	10	HOLY CROSS (11/13/16)
FREE THROW ATTEMPTS	14	VERMONT (12/1/16)
	15	HOLY CROSS (11/13/16)
FREE THROW PERCENTAGE	.615 (16-26)	vs Syracuse (11/26/16)
	.619 (13-21)	SC STATE (11/18/16)
REBOUNDS	16	HOLY CROSS (11/13/16)
	24	SC STATE (11/18/16)
ASSISTS	2	MICHIGAN (11/23/16)
	5	VERMONT (12/1/16)
	5	FIU (12/4/16)
	5	at USF (12/17/16)
STEALS	2	at Georgia (01/04/17)
	3	HOLY CROSS (11/13/16)
	3	at USF (12/17/16)
BLOCKED SHOTS	0	HOLY CROSS (11/13/16)
	0	MICHIGAN (11/23/16)
TURNOVERS	9	HOLY CROSS (11/13/16)
	13	LANDER (12/27/16)
FOULS	14	VERMONT (12/1/16)
	16	HOLY CROSS (11/13/16)





South Carolina Basketball  
South Carolina Player High/Low Analysis (as of Jan 06, 2017)  
All games

South Carolina - I N D I V I D U A L G A M E H I G H S

Points	27		NOTICE, Duane vs FIU (12/4/16)
	26		DOZIER, PJ vs Clemson (12/21/16)
	24		DOZIER, PJ at Georgia (01/04/17)
	23		DOZIER, PJ at USF (12/17/16)
	23		THORNWELL, Sindarius vs Monmouth (11/15/16)
Field Goals Made	10		DOZIER, PJ vs Clemson (12/21/16)
	9		DOZIER, PJ at Georgia (01/04/17)
	9		DOZIER, PJ at USF (12/17/16)
	9		DOZIER, PJ vs SETON HALL (12/12/16)
	9		NOTICE, Duane vs FIU (12/4/16)
	9		DOZIER, PJ vs Vermont (12/1/16)
Field Goal Att.	22		DOZIER, PJ vs Clemson (12/21/16)
	19		DOZIER, PJ vs SETON HALL (12/12/16)
FG Pct (min 5 made)	1.000	(7-7)	KOTSAR, Maik vs SC State (11/18/16)
	.857	(6-7)	SILVA, Chris at Georgia (01/04/17)
3-Point FG Made	6		NOTICE, Duane vs FIU (12/4/16)
	5		FELDER, Rakym vs Lander (12/27/16)
3-Point FG Att.	10		NOTICE, Duane at USF (12/17/16)
	10		NOTICE, Duane vs FIU (12/4/16)
3-Pt FG Pct (min 2 made)	1.000	(2-2)	FELDER, Rakym vs Holy Cross (11/13/16)
	.750	(3-4)	DOZIER, PJ vs Lander (12/27/16)
Free Throws Made	9		THORNWELL, Sindarius vs Syracuse (11/26/16)
	9		THORNWELL, Sindarius vs Monmouth (11/15/16)
Free Throw Att.	11		THORNWELL, Sindarius vs Monmouth (11/15/16)
	10		THORNWELL, Sindarius vs Syracuse (11/26/16)
FT Pct (min 3 made)	1.000	(6-6)	THORNWELL, Sindarius vs Holy Cross (11/13/16)
	1.000	(5-5)	SILVA, Chris vs SC State (11/18/16)
	1.000	(4-4)	DOZIER, PJ at Georgia (01/04/17)
	1.000	(4-4)	THORNWELL, Sindarius vs SC State (11/18/16)
	1.000	(4-4)	GUEYE, Khadim vs SC State (11/18/16)
	1.000	(4-4)	DOZIER, PJ vs Holy Cross (11/13/16)
	1.000	(3-3)	FELDER, Rakym vs Lander (12/27/16)
Rebounds	11		THORNWELL, Sindarius at Georgia (01/04/17)
	11		SILVA, Chris vs Lander (12/27/16)
	11		KOTSAR, Maik vs Lander (12/27/16)
Assists	9		THORNWELL, Sindarius vs Vermont (12/1/16)
	6		DOZIER, PJ vs SC State (11/18/16)
	6		THORNWELL, Sindarius vs Louisiana Tech (11/11/16)
Steals	6		THORNWELL, Sindarius at Georgia (01/04/17)
	4		DOZIER, PJ vs Clemson (12/21/16)
	4		MCKIE, Justin at USF (12/17/16)
	4		DOZIER, PJ vs FIU (12/4/16)
	4		KOTSAR, Maik vs FIU (12/4/16)
Blocked Shots	5		SILVA, Chris vs FIU (12/4/16)
	4		SILVA, Chris vs SETON HALL (12/12/16)
Turnovers	6		THORNWELL, Sindarius vs Louisiana Tech (11/11/16)
	5		SILVA, Chris vs Lander (12/27/16)
Fouls	5		SILVA, Chris at Memphis (12/30/16)
	5		GRAVETT, Hassani at Memphis (12/30/16)
	5		DOZIER, PJ at Memphis (12/30/16)
	5		SILVA, Chris vs Clemson (12/21/16)
	5		SILVA, Chris vs SETON HALL (12/12/16)
	5		SILVA, Chris vs Monmouth (11/15/16)

Minutes	41	THORNWELL, Sindarius vs Monmouth (11/15/16)
	41	NOTICE, Duane vs Monmouth (11/15/16)
	37	NOTICE, Duane at USF (12/17/16)
	36	NOTICE, Duane vs Clemson (12/21/16)
	36	NOTICE, Duane vs SETON HALL (12/12/16)
	36	NOTICE, Duane vs FIU (12/4/16)



South Carolina Basketball  
 South Carolina Opponent High/Low Analysis (as of Jan 06, 2017)  
 All games

OPPONENT INDIVIDUAL GAME HIGHS

Points	28		Crawford,Markel at Memphis (12/30/16)
	25		MCMURRAY, Jahmal at USF (12/17/16)
	21		CARRINGTON,KHADEEN vs SETON HALL (12/12/16)
	20		NOTTAGE, Eric vs FIU (12/4/16)
	19		Lawson,Dedric at Memphis (12/30/16)
Field Goals Made	9		Crawford,Markel at Memphis (12/30/16)
	8		MCMURRAY, Jahmal at USF (12/17/16)
Field Goal Att.	18		CARRINGTON,KHADEEN vs SETON HALL (12/12/16)
	17		MCMURRAY, Jahmal at USF (12/17/16)
FG Pct (min 5 made)	.833	(5-6)	Rahu Purdie vs Lander (12/27/16)
	.714	(5-7)	BRACEY, DaQuan vs Louisiana Tech (11/11/16)
3-Point FG Made	5		MCMURRAY, Jahmal at USF (12/17/16)
	3		NOTTAGE, Eric vs FIU (12/4/16)
	3		LYDON, Tyler vs Syracuse (11/26/16)
	3		EAVES,"EJ" Eric vs SC State (11/18/16)
	3		Malachi Alexander vs Holy Cross (11/13/16)
3-Point FG Att.	9		JR Washington vs Lander (12/27/16)
	9		Walton Jr., Derrick vs Michigan (11/23/16)
	9		Robinson, Justin vs Monmouth (11/15/16)
3-Pt FG Pct (min 2 made)	1.000	(2-2)	Parker, Juwan at Georgia (01/04/17)
	1.000	(2-2)	BRACEY, DaQuan vs Louisiana Tech (11/11/16)
Free Throws Made	11		Lawson,Dedric at Memphis (12/30/16)
	10		Crawford,Markel at Memphis (12/30/16)
Free Throw Att.	13		Maten, Yante at Georgia (01/04/17)
	13		Lawson,Dedric at Memphis (12/30/16)
FT Pct (min 3 made)	1.000	(7-7)	Hornbeak, Je'lon vs Monmouth (11/15/16)
	1.000	(6-6)	REED, Marcquise vs Clemson (12/21/16)
	1.000	(3-3)	Martin,Jeremiah at Memphis (12/30/16)
Rebounds	15		Lawson,Dedric at Memphis (12/30/16)
	12		DELGADO,ANGEL vs SETON HALL (12/12/16)
	12		SANOGO,ISMAEL vs SETON HALL (12/12/16)
Assists	8		Lawson,Dedric at Memphis (12/30/16)
	4		Frazier, J.J. at Georgia (01/04/17)
	4		Clenzo Ross vs Lander (12/27/16)
	4		Robinson, Justin vs Monmouth (11/15/16)
	4		Patrick Benzan vs Holy Cross (11/13/16)
Steals	4		Bell-Haynes, Trae vs Vermont (12/1/16)
	4		Seaborn, Micah vs Monmouth (11/15/16)
Blocked Shots	3		Chris Tate vs Lander (12/27/16)
	2		Ogbeide, Derek at Georgia (01/04/17)
	2		Lawson,Dedric at Memphis (12/30/16)
	2		Ibiezugbe, Sam vs Monmouth (11/15/16)
	2		SHERMAN, Omar vs Louisiana Tech (11/11/16)
Turnovers	8		Irvin, Zak vs Michigan (11/23/16)
	7		MITCHELL, Shelton vs Clemson (12/21/16)
Fouls	5		DJITTE, Sidy vs Clemson (12/21/16)
	5		Lamb, Anthony vs Vermont (12/1/16)
	5		Irvin, Zak vs Michigan (11/23/16)
	5		BRACEY, DaQuan vs Louisiana Tech (11/11/16)
	5		BOYKINS, Jacobi vs Louisiana Tech (11/11/16)