



# SOUTH CAROLINA BASKETBALL

MBB CONTACT: EMILY MILES // EFEENEY@MAILBOX.SC.EDU // 803-777-7743 // @EMILYFEENEYSID

## 2015-16 SCHEDULE

OVERALL: 25-8 | SEC: 11-7

### NOVEMBER

8	Allen +	W, 71-43
14	Norfolk State %	W, 84-69
16	Oral Roberts	W, 84-66
20	vs. DePaul!	W, 76-61
21/22	vs. Hofstra!	W, 94-84
23	vs. RV/RV Tulsa!	W, 83-75
27	Lipscomb	W, 92-76
30	Western Carolina	W, 76-53

### DECEMBER

5	USF	W, 81-63
15	Drexel	W, 79-54
18	at Clemson ^	W, 65-59
22	vs. St. John's &	W, 75-61
30	Francis Marion	W, 78-56

### JANUARY

2	Memphis	W, 86-76
5	at Auburn*	W, 81-69
9	Vanderbilt*	W, 69-65
13	at Alabama*	L, 73-50
16	Missouri*	W, 81-72
19	at Ole Miss*	W, 77-74 (OT)
23	at Tennessee*	L, 78-69
26	Mississippi State*	W, 84-74
30	Alabama*	W, 78-64

### FEBRUARY

2	at Georgia*	L, 69-56
6	at 8/8 Texas A&M*	W, 81-78
10	RV/RV LSU*	W, 94-83
13	No. 22/21 Kentucky*	L, 89-62
16	at Missouri*	L, 72-67
20	--/RV Florida*	W, 73-69 (OT)
24	Tennessee*	W, 84-58
27	at Mississippi State*	L, 68-58

### MARCH

3	Georgia*	L, 74-72
5	at Arkansas*	W, 76-61
11	vs. Georgia \$	L, 65-64
15	vs. High Point +	W, 88-66
21	vs. Georgia Tech +	9 p.m./ESPN

All home games in **bold** | All times listed Eastern  
 \* indicates SEC contest | + indicates exhibition | SECN+ - SEC Network + | SECN - SEC Network | CBSN - CBS Sports Network | % - Paradise Jam (Columbia, S.C.) | ! - Paradise Jam (St. Thomas, USVI) | & - Hall of Fame Shootout (Uncasville, Conn.) | ^ - game played at Bon Secours Arena | \$ - SEC Tournament (Nashville, Tenn./Bridgestone Arena) | + - NIT (Columbia, S.C.)



## SOCIAL HUB

@GAMECOCKMBB // #GAMECOCKS  
 FACEBOOK.COM/GAMECOCKMBB

# SOUTH CAROLINA (25-8, 11-7 SEC) vs. GEORGIA TECH (20-14, 8-10 ACC)

MON., MARCH 21 • COLONIAL LIFE ARENA (18,000) • COLUMBIA, S.C. • 9 P.M. ET



**GAMECOCKS**



**YELLOW JACKETS**

**VS.**

**Head Coach:** Frank Martin (FIU, '93)  
**Record At Carolina:** 70-62 (4th season)  
**Career Record:** 187-116 (9th season)  
**Record vs. Georgia Tech:** 0-0  
**Top scorer:** Carrera (14.4)  
**Top rebounder:** Carrera (7.8)  
**Top assist maker:** Thornwell (3.9)  
**Media Relations:** Emily Miles  
**Twitter Updates:** @GamecockMBB

**Head Coach:** Brian Gregory  
 (Oakland, '90)  
**Record At GT:** 75-85 (5th season)  
**Career Record:** 247-179 (13th season)  
**Record vs. S. Carolina:** 0-0  
**Top scorer:** Georges-Hunt (16.7)  
**Top rebounder:** Mitchell (9.7)  
**Top assist maker:** Georges-Hunt (3.2)  
**Media Relations:** Mike Stamus  
**Twitter:** @GTMBB

## GAME 34

**Broadcast:** ESPN  
**Play-By-Play:** Dave Neal  
**Analyst:** Dino Gaudio

**Radio:** Gamecock Radio Network  
**Play-By-Play:** Andy Demetra  
**Analyst:** Casey Manning  
**Sirius:** N/A; **XM:** N/A

**Watch:** WatchESPN  
**Live Stats:** GamecocksOnline.com  
**Tickets:** GamecockOnline.com  
 \$15 assigned seating/\$4 students

**Series:** Georgia Tech leads, 24-18  
**Last Meeting:** GT win, 68-50,  
 in Atlanta, Feb. 16, 1984

**SC NIT Record:** 22-9  
**GT NIT Record:** 9-7

## PROBABLE STARTERS

SOUTH CAROLINA	HT.	WT.	YR.	HOMETOWN	PPG	RPG	MPG
G - #0 Sindarius Thornwell	6-5	215	Jr.	Lancaster, S.C.	13.6	4.9	33.1
G - #10 Duane Notice	6-2	218	Jr.	Toronto, Canada	10.9	2.4	27.5
F - #24 Michael Carrera	6-5	214	Sr.	Anzoátegui, Venezuela	14.4	7.8	27.7
F - #25 Mindaugas Kacinas	6-7	229	Sr.	Klaipeda, Lithuania	10.1	5.2	29.3
F - #14 Laimonas Chatkevicius	6-11	245	Sr.	Klaipeda, Lithuania	10.2	4.5	22.2

GEORGIA TECH	HT.	WT.	YR.	HOMETOWN	PPG	RPG	MPG
G - #2 Adam Smith	6-1	165	GS	Jonesboro, Ga.	15.1	2.3	30.3
G - #3 Marcus Georges-Hunt	6-5	216	Sr.	College Park, Ga.	16.7	3.4	32.3
F - #00 Charles Mitchell	6-8	256	Sr.	Atlanta, Ga.	10.0	9.7	24.9
F - #12 Quinton Stephens	6-9	203	Jr.	Atlanta, Ga.	4.9	3.7	20.2
F - #32 Nick Jacobs	6-8	262	R-Sr.	Atlanta, Ga.	10.6	5.7	22.6

## 2016 NIT

Matchups for second-round action in the NIT have been set, and South Carolina will host Georgia Tech Monday night at Colonial Life Arena. Monday's contest will be broadcast on ESPN with Dave Neal handling play-by-play duties alongside analyst, Dino Gaudio. The Gamecocks look to set a school record for wins in a season versus Georgia Tech.

## GAMECOCK QUICK HITS
















- South Carolina is in its 108th season of varsity basketball in 2015-16.
- Carolina is led by fourth-year head coach Frank Martin. Alongside him are associate head coach Matt Figger, assistant coaches Perry Clark and Lamont Evans and director of men's hoops operations, Andy Asaley.
- South Carolina is 16-2 in home games this season, averaging 80.3 points per game in those contests.
- South Carolina's nine wins away from home this season (five away, four neutral) are the most for the Gamecocks since the 2005-06 NIT championship team won 13 combined away from home (seven away, six neutral).
- The Gamecocks received votes or were ranked for 15 weeks in the USA Today Coaches Poll, rising to as high as 15th, and for a total of 14 weeks in the AP poll, rising to as high as 19th, this season.
- Frank Martin led teams are 8-5 all-time in postseason competition, including a 2-1 mark in NIT games after South Carolina's 88-66 win vs. High Point last week in the first round of the 2016 NIT.
- The Gamecocks concluded their 25th season of competition in the Southeastern Conference in 2016 with an 11-7 record. Carolina owns a 155-253 (.379) all-time record in SEC play. The Gamecocks' 11 wins this season in league action marked





# SOUTH CAROLINA GAMECOCKS

OVERALL: 25-8; SEC: 11-7; HOME: 16-2; AWAY: 5-5; NEUTRAL: 4-1

0		<b>SINDARIUS THORNWELL</b> - Jr. - G - 6-5 - 215 - Lancaster, S.C. <b>MIN</b> <b>PTS</b> <b>RBS</b> <b>AST</b> <b>FG%</b> <b>3FG%</b> <b>FT%</b> 33.1 13.6 4.9 3.9 38.4 34.1 76.6	- Team leader, 22 points, 11 rebounds, 6 assists in win at Arkansas - Team high 23 points with five rebounds vs. UGA in SEC Tournament - 20 points, 8-of-13 from the floor, in NIT win vs. HPU - Last 3 games, 21.7 points, 7.0 rebounds, 5.0 assists, 55.3 FG% - Last 5 games: 18.6 points, 6.4 rebounds, 4.8 assists per game
1		<b>MARCUS STROMAN</b> - So. - G - 6-2 - 185 - Columbia, S.C. <b>MIN</b> <b>PTS</b> <b>RBS</b> <b>AST</b> <b>FG%</b> <b>3FG%</b> <b>FT%</b> 14.8 2.3 2.0 1.3 25.9 55.6 66.0	- Collected a season high 6 rebounds with two steals in home win vs. Alabama - 4 points, 3 rebounds in win vs. Florida - DNP in home contest vs. Tennessee due to flu like symptoms - 3 points, 2 assists in 18 minutes in win at Arkansas - 7 points with team high 3 assists vs. UGA in SEC Tournament
2		<b>RAYMOND DOBY</b> - Fr. - F - 6-6 - 233 - Cahokia, Ill. <b>MIN</b> <b>PTS</b> <b>RBS</b> <b>BLK</b> <b>FG%</b> <b>3FG%</b> <b>FT%</b> 6.2 1.9 1.3 0.1 40.0 0.0 60.0	- 7 minutes vs. LSU, provided 5 points, including a perfect 3-of-3 from FT line - DNP in home contest vs. Tennessee due to flu like symptoms - Best game of the season, 8 points, 4 rebounds in a near season high 14 minutes in win at Arkansas - Pulled down four rebounds with two points in NIT win vs. High Point
4		<b>JAMALL GREGORY</b> - Fr. - G - 6-2 - 202 - Washington, D.C. <b>MIN</b> <b>PTS</b> <b>RBS</b> <b>AST</b> <b>FG%</b> <b>3FG%</b> <b>FT%</b> 6.7 1.7 0.9 0.6 50.0 33.3 61.5	- Saw action at Alabama, scoring eight points with an assists - Season high 18 minutes in win at Ole Miss, 4 points, 4 rebounds, 2 assists - Dished an assist and collected two steals in win at #8 Texas A&M - Dished three assists in 18 minutes, adding a basket in win vs. LSU - Saw quality minutes in home loss vs. Georgia, scored four points in 12 minutes of action
5		<b>TEMARCUS BLANTON</b> - R-Fr. - G - 6-5 - 2015 - Locust Grove, Ga. <b>MIN</b> <b>PTS</b> <b>RBS</b> <b>AST</b> <b>FG%</b> <b>3FG%</b> <b>FT%</b> 4.0 1.5 0.6 0.3 37.5 50.0 1.000	- Suffered a hip injury that required surgery during the 2014-15 preseason and missed the entire campaign - Scored first points as a Gamecock with two at the foul line vs. USF - Hit a pair of 3s on back-to-back possessions in final minutes of Drexel contest
10		<b>DUANE NOTICE</b> - Jr. - G - 6-2 - 218 - Woodbridge, Ontario <b>MIN</b> <b>PTS</b> <b>RBS</b> <b>AST</b> <b>FG%</b> <b>3FG%</b> <b>FT%</b> 27.5 10.9 2.4 2.3 38.8 39.3 75.3	- Second 20-point game of the season, team high 21 vs. Missouri/5 3s match career high - Team high 17 points - 15 in the first half - along with 4 assists in home win vs. Tenn. - 1,000th career point in 15-point outing at Arkansas/also 3 assists and team high 2 steals - 7 assists with 5 points and 4 rebounds in NIT win vs. High Point - Last 5 games: 8.0 points, 2.2 rebounds, 2.8 assists per game
14		<b>LAIMONAS CHATKEVICIUS</b> - Sr. - F - 6-11 - 245 - Klaipeda, Lithuania <b>MIN</b> <b>PTS</b> <b>RBS</b> <b>BLK</b> <b>FG%</b> <b>3FG%</b> <b>FT%</b> 22.2 10.2 4.8 0.9 54.0 26.9 73.4	- 12 points, 6 rebounds and two steals in home win vs. Tennessee - 11 points and 6 rebounds, perfect 5-of-5 from the floor in win at Arkansas - Solid vs. UGA in SEC Tournament, 14 points, team high 9 rebounds - Career high 30 points, 15-of-16 FGs, 5 rebounds, 2 blocks in NIT win vs. High Point - Last 5 games: 14.4 points, 6.8 rebounds per game
15		<b>PJ DOZIER</b> - Fr. - G - 6-6 - 200 - Columbia, S.C. <b>MIN</b> <b>PTS</b> <b>RBS</b> <b>AST</b> <b>FG%</b> <b>3FG%</b> <b>FT%</b> 18.9 6.5 3.1 2.1 36.5 17.8 54.4	- 9 points, four assists and a steal in win at #8 Texas A&M - Solid in win vs. LSU, 12 points, three assists and a steal - 12 points, 4 rebounds, 2 assists in contest at Missouri - Dished 6 assists and scored four points in 20 minutes in home win vs. Tenn. - Last 5 games: 3.4 points, 1.6 rebounds, 2.6 assists per game
20		<b>JUSTIN MCKIE</b> - Jr. - G - 6-4 - 197 - Columbia, S.C. <b>MIN</b> <b>PTS</b> <b>RBS</b> <b>AST</b> <b>FG%</b> <b>3FG%</b> <b>FT%</b> 7.6 1.4 0.9 0.8 29.5 18.8 58.3	- Solid in win vs. Lipscomb, posting six points, and dishing a career high five assists with one steal in 19 minutes - Scored four points in home win vs. Tennessee - Solid in win at Arkansas, scored two points, and came up with a clutch block late in game - Five points, three rebounds and two assists in NIT win vs. High Point
21		<b>JOHN RAGIN</b> - Fr. - G - 6-2 - 177 - Eastover, S.C. <b>MIN</b> <b>PTS</b> <b>RBS</b> <b>AST</b> <b>FG%</b> <b>3FG%</b> <b>FT%</b> 2.0 0.5 0.3 0.0 33.3 0.0 0.0	- Averaged 13 points during senior season at Cardinal Newman High School - Scored first-career points vs. Francis Marion - Not available vs. Memphis and Auburn due to an abdominal strain - Has missed the last 10 games due to an illness
23		<b>ERIC COBB</b> - Fr. - F - 6-9 - 296 - Jacksonville, Fla. <b>MIN</b> <b>PTS</b> <b>RBS</b> <b>BLK</b> <b>FG%</b> <b>3FG%</b> <b>FT%</b> 6.1 1.1 1.9 0.1 56.5 0.0 0.56	- Four points and five rebounds, playing very well vs. Clemson - Season high seven rebounds in win vs. Francis Marion, also two assists - DNP at Mississippi State due to flu like symptoms - Pulled down three rebounds, all defensive, in win at Arkansas
24		<b>MICHAEL CARRERA</b> - Sr. - F - 6-5 - 214 - Anzoátegui, Venezuela <b>MIN</b> <b>PTS</b> <b>RBS</b> <b>AST</b> <b>FG%</b> <b>3FG%</b> <b>FT%</b> 27.7 14.4 7.8 1.3 45.3 40.8 75.2	- 20 points, 15 rebounds/3rd straight double-double, 3 assists/blocks/steals vs. Florida - 16 points, 10 rebounds for 10th double-double of the season in win vs. Tennessee - Missed Arkansas, SEC Tourn. game vs. UGA due to right hip injury, returned vs. HPU - In return to the court, 12 points, 11 rebounds, 11th double-double vs. High Point in NIT - Last 5 games: 10.3 points, 8.0 rebounds per game
25		<b>MINDAUGAS KACINAS</b> - Sr. - F - 6-7 - 229 - Klaipeda, Lithuania <b>MIN</b> <b>PTS</b> <b>RBS</b> <b>AST</b> <b>FG%</b> <b>3FG%</b> <b>FT%</b> 29.3 10.1 5.2 0.8 51.2 32.8 64.9	- Best game of SEC play with 21 points, including a career high 5 made 3s at home vs. UGA - 10 points, perfect 6-of-6 from free throw line in win at Arkansas - 7 points with three steals vs. UGA in SEC Tournament - 11 points, a pair of blocks in NIT win vs. High Point - Last 5 games: 11.6 points, 4.4 rebounds per game
30		<b>CHRIS SILVA</b> - Fr. - F - 6-9 - 220 - Libreville, Gabon <b>MIN</b> <b>PTS</b> <b>RBS</b> <b>BLK</b> <b>FG%</b> <b>3FG%</b> <b>FT%</b> 13.3 5.4 4.5 0.9 48.2 0.0 60.9	- Native of Gabon, but played high school basketball at Roselle Catholic in N.J. - 4 points, 6 rebounds at Missouri - 9 points and 9 rebounds in home win vs. Tennessee - 4 points, 4 rebounds, 3 blocks and 2 steals vs. UGA in SEC Tournament - Last 5 games: 4.4 points, 4.2 rebounds per game
31		<b>JARRELL HOLLIMAN</b> - R-So. - F - 6-7 - 200 - Alpharetta, Ga. <b>MIN</b> <b>PTS</b> <b>RBS</b> <b>AST</b> <b>FG%</b> <b>3FG%</b> <b>FT%</b> 4.0 0.0 0.0 0.0 0.0 0.0 0.0	- Played one year at Elmhurst College - Also ran track and field during high school career - A music major who one day would like to play in a symphony - Saw four minutes of action in NIT win vs. High Point

## INTERVIEW POLICIES

All interview requests must be made in advance to SID Emily Miles in the South Carolina Media Relations Office. Beginning with the start of practice in October, Miles will release a weekly coach and student-athlete availability schedule to media on Mondays.

**Post-Game Interview Policy:** After each home game, the visiting coach will address the media first, followed by South Carolina student-athletes then South Carolina head coach Frank Martin. (Depending on deadline, this may be altered on a game-by-game basis).

**Road Interview Policy:** Interviews with Coach Martin and Gamecock student-athletes while on the road will be scheduled according to the home post-game media procedure.

All interviews are to be coordinated through the Media Relations Office. This allows the staff to arrange the interview when it best suits the student-athlete's and the reporter's schedules. Please contact the Media Relations Office in advance to make your interview requests. Media are not permitted to contact student-athletes on their own at any time.

All interviews will take place at the designated media interview site for that day as listed in the weekly availability schedule or in the Media Relations Office.

Dormitory, apartment and cell phone numbers for student-athletes will not be provided to the media. Should you need to conduct a telephone interview with a student-athlete, a call will be placed to you from the student-athlete at a mutually agreeable time.

### SOUTH CAROLINA MEDIA RELATIONS

**Emily Miles, primary contact**

**Associate Director**

cell: 803-727-3284

e-mail: efeeny@mailbox.sc.edu

Twitter: @EmilyFeenySID

Website: www.GamecocksOnline.com

Facebook: www.Facebook.com/GamecockMBB

Twitter: @GamecockMBB

Instagram: @GamecockMBB

## STAT COMPARISON

	SC	GA TECH	NCAA Rank
Record	25-8	20-14	33/124
Conference Record	11-7	8-10	-
Current Streak	W1	W1	-
Scoring Avg.	76.3	73.5	95/165
Opponent Scoring Avg.	68.9	70.8	100/147
Scoring Margin	+7.4	+2.7	60/144
Field Goal %	.433	.447	206/137
Opponent Field Goal %	.394	.442	18/220
3-Point Field Goal %	.351	.354	149/135
Opponent 3-Point Field Goal %	.352	.316	222/38
3-Point Field Goal Made PG	6.3	5.9	236/282
3-Point Field Goal Attempts PG	18.0	16.6	241/277%
Free Throw %	.681	.721	241/94
Opponent Free Throw %	.679	.717	-
Rebounding Avg.	40.9	39.0	15/48
Opponent Rebounding Avg.	34.1	31.7	-
Rebounding Margin	+6.8	+7.4	27/23
Turnovers Avg.	13.8	11.1	272/40
Opponent Turnover Avg.	15.0	9.9	27/335
Assists Avg.	13.6	13.6	147/150
Blocks Avg.	4.5	4.2	55/81
Steals Avg.	6.8	4.5	85/324

% indicates total attempts

NCAA stats games through March 17

## BY THE NUMBERS

12

Carolina's appearance in the NIT is its 12th all-time, and the first since 2009. Carolina owns an all-time record of 22-9 in the NIT and has won the event twice (2005, 2006) and finished as the tournament's runner-up in 2002.

39.4%

Gamecock opponents are averaging just 39.4 percent from the field this season, which ranks third in the SEC and 18th nationally. Carolina has held its opponent under 40% from the field in 20 of 33 games this season.

14.2

South Carolina leads the SEC and ranks seventh nationally with 14.2 offensive rebounds per game.

30

Senior forward Laimonas Chatkevicius scored his first-career 30-point game vs. High Point, setting a new Gamecock record for NIT games, hitting 15-of-16 attempts from the floor.

## A SOUTH CAROLINA WIN WOULD ...

- Be the new school record for wins in a season with 26, surpassing the 1969-70 and the 2015-16 team records of 25 wins.
- Improve Carolina's record to 23-9 in the NIT.
- Improve Frank Martin's postseason record to 9-5, including a 3-1 mark in the NIT.
- Be Carolina's 17th at home this season, the most since the 1982-83 squad won 17 at home.

the most in SEC play since the 1997-98 squad also had 11.

- Frank Martin owns a 76-78 (.493) all-time record in conference games. The 11 SEC wins in 2016 match the highest conference wins for a team under the direction of Martin, as his 2009-10 Kansas State squad also won 11 and advanced to the NCAA Tournament Elite Eight.

- Senior forward Michael Carrera missed the March 5 Arkansas contest and the March 11 SEC Tournament game vs. Georgia due to a right hip injury. He returned to the court and the starting lineup in the March 15 NIT contest vs. High Point, scoring 12 points and collecting 11 rebounds for his 11th double-double of the season.

- South Carolina is 4-1 in neutral site contests this season, posting wins over DePaul, Hofstra and Tulsa to clinch the Paradise Jam championship in November, and a win vs. St. John's in December at the Mohegan Sun. Carolina's first loss at a neutral site this season game in the SEC Tournament Quarterfinals vs. Georgia. The Gamecocks are averaging 78.4 points per game and hitting 46.2 percent from the field (44.1 percent from 3-point range) in neutral site games this season.

- South Carolina's 16 home wins this season mark the most since the 2008-09 squad went 16-3 at Colonial Life Arena.

- South Carolina opened the 2015-16 season with a perfect 15-0 record, which was the best start to a season since the 1933-34 campaign when Carolina began the season 17-0.

- In SEC action this season, Sindarius Thornwell and Michael Carrera led the Gamecocks in scoring in all but three SEC games, Carrera leading the Gamecocks in scoring seven times, and Thornwell eight. Duane Notice led the Gamecocks twice and Mindaugas Kacinas led the team in scoring once.

- With his 20-point, 15-rebound effort vs. Florida, Michael Carrera became the first Gamecock to post multiple 20-point, 15-rebound performances in a season since Jimmy Foster hit the mark three times during the 1983-84 campaign.

- South Carolina's win at No. 8/8 Texas A&M marked its first road win over a top-10 opponent since defeating No. 6/7 Florida in Gainesville on Feb. 8, 2006.

- The win at A&M was the Gamecocks' second top-10 win in the last two seasons, as the Gamecocks defeated then No. 9/9 Iowa State in a neutral site meeting in New York City on Jan. 3, 2015.

## GAMECOCKS IN THE NIT

South Carolina's appearance in the 2016 NIT is its 12th all-time, and the first since 2009. South Carolina owns an all-time record of 22-9 in the NIT and has won the event twice (2005, 2006) and finished as the tournament's runner-up in 2002.

## GAMECOCKS CONCLUDE HISTORIC REGULAR SEASON

South Carolina concluded an historic regular season on March 5 with a 76-61 win on the road at Arkansas. That victory set the school record for regular-season wins at 24. The Gamecocks began the season 15-0, their best start since the 1933-34 campaign, and the 24 wins marked the most since the 1996-97 squad also posted 24 victories. In addition, South Carolina's 11 SEC wins marked the most since 1998, match the second-most ever by a Carolina team and mark just the fourth time that the Gamecocks have had double-digit SEC wins in their 25 years in the league.

## KEY STAT

South Carolina ranks ninth nationally in total free throw attempts, having 866 attempts from the charity stripe this season. Carolina's mark has set a new school record for attempts in a campaign, beating the previous school record of 860, set by the 1956-57 squad that went 17-12 on the year. Grady Wallace led that team with 31.3 points per game, also a school record.

## ASSOCIATED PRESS TOP 25

March 14, 2016

Rk.	Team	Record	Pts.
1	Kansas (63)	30-4	1,623
2	Michigan State (2)	29-5	1,552
3	North Carolina	28-6	1,488
4	Virginia	26-7	1,384
5	Oregon	28-6	1,371
6	Villanova	29-5	1,283
7	Oklahoma	25-7	1,215
8	West Virginia	26-8	1,193
9	Xavier	27-5	1,127
10	Miami	25-7	920
10	Kentucky	26-8	920
12	Purdue	26-8	873
13	Utah	26-8	870
14	Indiana	25-7	828
15	Texas A&M	26-8	682
16	Louisville	23-8	585
17	Arizona	25-8	559
18	Maryland	25-8	489
19	Duke	23-10	383
20	Seton Hall	25-8	374
21	Baylor	22-11	347
22	Iowa State	21-11	317
23	California	23-10	270
24	SMU	25-5	84
25	Iowa	21-10	82

Others receiving votes: Texas 69, Notre Dame 61, Saint Joseph's 60, Connecticut 34, Stephen F. Austin 12, Dayton 11, Wisconsin 9, Wichita St 9, Gonzaga 8, Arkansas-Little Rock 5, Providence 4, Valparaiso 3, Butler 3, Cincinnati 3, Yale 3, Monmouth 3, Saint Mary's 3, Stony Brook 2, Michigan 2, Akron 1, Northern Iowa 1

Dropped from rankings: Texas 23

## USA TODAY TOP 25

March 14, 2016

Rk.	Team	Record	Pts.
1	Kansas (31)	30-4	799
2	Michigan State (1)	29-5	761
3	North Carolina	28-6	732
4	Oregon	28-6	673
5	Virginia	26-7	665
6	Villanova	29-5	610
7	Oklahoma	25-7	588
8	West Virginia	26-8	575
9	Xavier	27-5	548
10	Purdue	26-8	466
11	Miami	25-7	459
12	Indiana	25-7	421
13	Kentucky	26-8	418
14	Utah	26-8	379
15	Texas A&M	26-8	343
16	Arizona	25-8	323
17	Maryland	25-8	306
18	Baylor	22-11	227
19	Iowa State	21-11	199
20	Duke	23-10	172
21	Seton Hall	25-8	158
22	Texas	20-12	113
23	California	23-10	108
24	Iowa	21-10	100
25	Saint Joseph's	27-7	46

Others receiving votes: Notre Dame 41, Connecticut 36, Providence 25, Wichita St 21, Gonzaga 17, Saint Mary's 17, Wisconsin 15, Stephen F. Austin 11, Northern Iowa 9, Dayton 9, VCU 3, Yale 2, Butler 2, Cincinnati 1, Fresno State 1, Arkansas-Little Rock 1

Dropped from rankings: Saint Mary's 23, Wisconsin 25



## SOUTHEASTERN CONFERENCE STANDINGS

As of March 18

Team	Conference	Overall
Texas A&M	13-5	26-8
Kentucky	13-5	27-8
South Carolina	11-7	25-8
LSU	11-7	19-14
Vanderbilt	11-7	19-14
Georgia	10-8	20-13
Ole Miss	10-8	20-12
Florida	9-9	20-14
Arkansas	9-9	16-16
Alabama	8-10	18-15
Mississippi State	7-11	14-17
Tennessee	6-12	15-19
Auburn	5-13	11-20
Missouri	3-15	10-21

## COACHES TELECONFERENCE

The weekly SEC men's basketball coaches teleconference will begin Monday, Jan. 4 and continue through March 7. Media representatives wishing to participate in the teleconference should contact the SEC Communications Department for further details. Each coach will appear on the teleconference for seven minutes, according to the following schedule:

### ORDER OF APPEARANCE

(All Times Eastern)

11:00 a.m.	Kevin Stallings, Vanderbilt
11:07 a.m.	Mike White, Florida
11:14 a.m.	Frank Martin, South Carolina
11:21 a.m.	Mark Fox, Georgia
11:28 a.m.	Johnny Jones, LSU
11:35 a.m.	John Calipari, Kentucky
11:42 a.m.	Rick Barnes, Tennessee
11:49 a.m.	Mike Anderson, Arkansas
11:56 a.m.	Avery Johnson, Alabama
12:03 a.m.	Bruce Pearl, Auburn
12:10 a.m.	Andy Kennedy, Ole Miss
12:17 a.m.	Ben Howland, Miss. State
12:24 a.m.	Kim Anderson, Missouri
12:31 a.m.	Billy Kennedy, Texas A&M

In addition, the SEC men's basketball teams who make it to postseason will be on a teleconference on Monday, March 14 beginning at 10:00 a.m. CT.

All SEC basketball teleconferences can be listened to on the internet at [www.secdigitalnetwork.com](http://www.secdigitalnetwork.com) shortly after the conclusion of the teleconference.

## CAROLINA BENCH PRODUCTION

GAME	SC-OPP	DIFF.	SC HIGH
			BENCH SCORER
Norfolk State	38-36	+2	Notice, 14
Oral Roberts	26-8	+18	Notice, 18
vs. DePaul	22-32	-10	Notice, 11
vs. Hofstra	16-15	+1	Notice/Silva, 7
vs. Tulsa	15-22	-8	Notice, 11
Lipscomb	34-33	+1	Notice, 16
Western Carolina	24-17	+7	Silva, 9
USF	23-25	-2	Notice, 15
Drexel	26-19	+7	Silva, 9
at Clemson	16-8	+8	Notice, 10
vs. St. John's	26-11	+15	Notice, 20
Francis Marion	48-32	+16	Silva, 13
Memphis	28-30	-2	Notice, 15
at Auburn	24-3	+21	Notice, 12
Vanderbilt	15-23	-8	Notice, 8
at Alabama	22-28	-6	Gregory, 8
Missouri	17-31	-14	Silva, 9
at Ole Miss	20-13	+7	Notice, 14
at Tennessee	29-14	+15	Notice, 14
Mississippi State	18-4	+14	Notice, 13
Alabama	17-7	+10	Chatkevicius, 8
at Georgia	13-8	+5	Chatkevicius, 7
at Texas A&M	9-16	-7	Notice, 5
LSU	31-14	+17	Notice, 15
Kentucky	16-6	+10	Notice, 10
at Missouri	28-22	+6	Notice, 21
Florida	4-33	-29	Stroman, 4
Tennessee	21-29	-8	Silva, 9
at Mississippi State	12-21	-9	Silva, 5
Georgia	11-11	--	Gregory, 4
at Arkansas	14-12	+2	Doby, 8
vs. Georgia	11-9	+2	Stroman, 7
vs. High Point	10-20	-10	Notice/McKie, 5
vs. Georgia Tech			

## SPECIALTY STATS

(PP) points in paint; (OT) points off turnovers; (2nd) second chance points; (FB) fast break points

(South Carolina-Opponent)

GAME	PP	OT	2ND	FB
Norfolk State	24-14	19-13	21-13	10-4
Oral Roberts	42-20	12-5	25-6	7-2
vs. DePaul	30-22	11-12	19-11	9-6
vs. Hofstra	44-18	13-15	24-9	8-6
vs. Tulsa	34-32	18-12	4-6	4-8
Lipscomb	54-28	18-13	13-9	16-9
Western Carolina	32-12	18-6	13-9	8-10
USF	38-30	27-8	10-13	23-9
Drexel	34-12	18-2	9-3	10-0
at Clemson	24-24	6-12	11-13	2-0
vs. St. John's	36-20	13-19	14-9	2-2
Francis Marion	34-18	29-7	10-8	12-2
Memphis	28-20	17-10	17-12	2-12
at Auburn	32-24	28-22	9-6	12-4
Vanderbilt	36-22	18-9	12-12	13-2
at Alabama	26-20	8-23	6-12	6-2
Missouri	44-32	20-9	21-5	10-19
at Ole Miss	40-26	11-9	19-13	0-8
at Tennessee	40-14	17-24	14-2	7-7
Mississippi State	36-18	18-22	14-13	4-13
Alabama	28-26	14-4	23-15	11-12
at Georgia	22-22	12-14	12-16	0-4
at Texas A&M	28-26	19-22	8-11	12-9
LSU	38-36	16-8	7-19	11-9
Kentucky	20-34	10-22	16-14	7-12
at Missouri	26-28	19-20	8-14	4-10
Florida	38-26	15-16	15-11	11-9
Tennessee	42-14	15-9	14-6	8-2
at Mississippi State	30-32	15-24	16-9	2-15
Georgia	30-24	12-2	11-9	9-16
at Arkansas	40-20	12-12	13-5	12-14
vs. Georgia	28-34	13-16	17-15	2-11
vs. High Point	58-10	19-10	16-10	15-5
vs. Georgia Tech				
<b>SC Total</b>	<b>1128</b>	<b>530</b>	<b>461</b>	<b>269</b>
<b>SC Average</b>	<b>34.2</b>	<b>16.1</b>	<b>13.9</b>	<b>8.2</b>
<b>Opp Total</b>	<b>758</b>	<b>431</b>	<b>338</b>	<b>253</b>
<b>Opp Average</b>	<b>23.0</b>	<b>13.1</b>	<b>10.2</b>	<b>7.7</b>

## UNIVERSITY INFORMATION

Location..... Columbia, S.C.  
Founded.....1801  
Enrollment.....32,972  
Nickname..... Gamecocks  
Colors..... Garnet (PMS 202) and Black  
National Affiliation..... NCAA Division I  
Conference..... Southeastern (SEC)  
Athletics Web Address.....www.GamecocksOnline.com  
University Web Address..... www.sc.edu  
President..... Dr. Harris Pastides  
NCAA Representative.....Dr. Valinda Littlefield  
Athletics Director.....Ray Tanner  
Basketball Administrator/Chief Operating Officer.... Kevin O'Connell

## BASKETBALL STAFF/INFORMATION

Head Coach.....Frank Martin  
Alma Mater..... Florida International, '93  
Record At South Carolina/Seasons.....70-62 (.530), 4th season  
Overall Record/Seasons.....187-116 (.617), 9th season  
Assoc. Head Coach/Recruiting Coord. . Matt Figger (Eastern Kentucky, '95)  
Assistant Coach..... Perry Clark (Gettysburg, '74)  
Assistant Coach.....Lamont Evans (Kansas State, '09)  
Director of Basketball Operations..... Andy Assaley (Cincinnati, '96)  
Strength & Conditioning Coach.... Scott Greenawalt (Muskingum College, '98)  
Athletic Trainer..... Mark Rodger (Buffalo, '01)  
Video Coordinator.....Patrick Schulte (Kansas State, '13)  
Student-Athlete Development..... Doug Edwards (Florida State, '07)  
Associate Media Relations Director.. Emily Miles (Feeney) (Ball State, '03)  
Home Arena..... Colonial Life Arena  
Capacity.....18,000  
Arena General Manager..... Lexi Boone  
Press Row Phone Number.....803-777-6182

## BASKETBALL HISTORY

First Year of Basketball.....1908  
All-Time Record..... 1,366-1,212-1 (.529)  
Overall Postseason Record..... 25-18  
NCAA Tournament Appearances.8 (1971, 1972, 1973, 1974, 1989, 1997,  
..... 1998, 2004)  
NCAA Tournament Record..... 4-9  
Last NCAA Tournament Appearance..... 2004, L vs. Memphis, 59-43  
NIT Appearances..... 11 (1969, 1975, 1978, 1983, 1991, 1996,  
..... 2001, 2002, 2005, 2006, 2009)  
NIT Record..... 21-9  
Last NIT Appearance..... 2009, L vs. Davidson, 70-63  
Conference Championships/Titles.....  
SoCon Regular Season (1927, 1933, 1934, 1945); SoCon Tournament  
Champion (1933); ACC Regular Season (1970);  
ACC Champion (1971); SEC Regular Season (1997); SEC East Divi-  
son Co-Champions (2009)

## TEAM INFORMATION

2014-15 Record..... 17-16  
Southeastern Conference Record/Finish..... 6-12/t-11th  
SEC Tournament Record..... 2-1  
Postseason.....N/A  
Letterwinners Returning/Lost..... 8/4  
Starters Returning/Lost..... 4/1  
..... \*based on final game starters from 2014-15 season  
Newcomers.....7  
Roster Breakdown..... 4 seniors, 3 juniors, 2 sophomores, 7 freshmen

## ALL-SEC AWARDS

The SEC released its postseason coaches awards on March 7 and it was announced that senior forward Michael Carrera was named to the First Team, junior guard Sindarius Thornwell was named to the All-Defensive Team and junior guard Duane Notice was named the league's Sixth Man of the Year. The postseason accolade marks the first for Notice, while Thornwell and Carrera collect their second-career honor, as both were named to the All-Freshman team during their rookie campaigns. Carrera's First Team selection marks the first Gamecock to be selected to an all-conference first or second team since the 2010 campaign. Additionally, Carrera was named to the AP All-SEC Second Team on March 14.

## QUICK NOTES ON THE LAST FIVE GAMES

**March 15 vs. High Point (NIT First Round)** - South Carolina won its first postseason game since the 2005-06 campaign last week, posting an 88-66 win over High Point in the opening round of the 2016 NIT at Colonial Life Arena. The Gamecocks hit a season high 60.0% (39-65) from the floor, and dished 25 assists in the win. South Carolina held High Point to just 36.2% (21-58) from the field and out-rebounded the Panthers, 39-25.

**March 11 vs. Georgia (SEC Tournament Quarterfinals)** - South Carolina led by as many as 11 in both the first and second half, but Georgia was able to climb back from the deficit, and clinch a one-point win on a free throw from J.J. Frazier with 2.1 seconds left in the Quarterfinals of the SEC Tournament on March 11. The win was Georgia's third over the Gamecocks this season. Junior guard Sindarius Thornwell led Carolina with 23 points in the contest, while senior forward Laimonas Chatkevicius was just one rebound shy of a double-double with 14 points and nine boards. Neither team shot well, as Carolina hit just 38.7 attempts from the floor, and the Bulldogs just 38.9 percent.

**March 5 at Arkansas** - South Carolina posted its 11th SEC win of the season, winning a crucial matchup in the league race with a 76-61 road win at Arkansas to conclude the regular season. It was Carolina's first win in Fayetteville since the 2008 SEC campaign. Junior guard Sindarius Thornwell tallied team highs with 22 points, 11 rebounds and six assists. He hit 9-of-17 from the floor and a pair of 3s in the win. As a team, the Gamecocks hit 50.9 percent from the floor, and led by as many as 27 points in the second half.

**March 3 vs. Georgia** - South Carolina struggled from the field, hitting just 25-of-73 attempts (34.2%) in a 74-72 home loss to Georgia on March 3. On senior night for Michael, Laimonas Chatkevicius and Mindaugas Kacinas, Kacinas led the charge with 21 points, while junior guard Sindarius Thornwell added 16 and Carrera 13. Thornwell also dished seven assists against just one turnover. Kenny Gaines and J.J. Frazier paced the Bulldogs with 20 and 19 points, respectively.

**Feb. 27 at Mississippi State** - South Carolina got off to a slow start, which saw Mississippi State take a 25-9 advantage midway through the first half in a Bulldog win on Feb. 27 in Starkville. The Gamecocks would get no closer than eight points the rest of the way, and MSU posted a 68-58 win over Carolina. Junior guard Sindarius Thornwell tallied a team high 12 points, and classmate Duane Notice added 10. Carolina hit just 36.7 percent from the field and committed a season high 21 turnovers in the loss.

## SCOUTING GEORGIA TECH

- Georgia Tech enters Monday night's contest with a 20-14 overall record, which includes an 8-10 mark in ACC games.  
- Georgia Tech's win over Houston in the first round of the NIT last week gave the Yellow Jackets their first 20-win season since the 2009-10 campaign.  
- Much like the Gamecocks, Georgia Tech ranks among conference leaders in rebound margin. The Yellow Jackets out-rebounded Houston, 39-25, marking the 29th time in 34 games this season that Georgia Tech won the battle on the glass.  
- Their margin of +7.4 rebounds per game ranks 23rd nationally.  
- The Yellow Jackets are 4-5 in road games this season.  
- Four players average double-figure points for Tech, led by Marcus Georges-Hunt with 16.7 per outing. Adam Smith (15.1), Nick Jacobs (10.6) and Charles Mitchell (10.0) also contribute double-figures.  
- The Yellow Jackets are led by head coach Brian Gregory in his fifth season.



## GAMECOCK DEFENSE

Gamecock opponents average 68.9 points per game this season against the Carolina defense, which also forces an average of 15.0 turnovers per game, and collects 6.8 steals per game. Below is a quick look at where the Gamecocks rank in the SEC (overall games) in a selection of defensive categories (through March 17 games):

**Scoring Defense:** 6th, 68.9 opp. points per game (Texas A&M 1st with 65.5 per game)

**FG Percent Defense:** 3rd, 39.4 percent (Vanderbilt 1st with 38.6 percent)

**Rebounding Defense:** 2nd, 34.1 opponent rebounds per game (Kentucky 1st with 33.7 per game)

**Steals:** 5th, 6.8 per game (LSU 1st with 8.0 per game)

## GAMECOCK OFFENSE

South Carolina has scored at least 80 points in 14 games this season, capped by its 94-point effort vs. Hofstra and LSU. Last season, Carolina eclipsed the 80-point mark just four total times. Below is a quick look at where the Gamecocks rank in the SEC (overall games) in a selection of offensive categories (through March 17 games):

**Scoring:** 4th, 76.3 points per game (Kentucky 1st with 79.8 per game)

**Scoring Margin:** 4th, +7.4 margin (Kentucky 1st with +11.9)

**3-point FG Percent:** 5th, 35.1 percent (Arkansas 1st with 39.7 percent)

**Offensive Rebounds:** 1st, 14.2 per game

## BY THE NUMBERS

**3.0** - In the spring of 2015 the Gamecocks posted their fifth-straight semester of a 3.0 cumulative team GPA or higher.

**3.3+** - Senior forward Mindaugas Kacinas was named CoSIDA Academic All-District on Feb. 11, as he holds above a 3.3 cumulative GPA. The honor was the first of his career.

**5** - In scoring a team high 22 points at Auburn, Thornwell hit a career high five 3s. It was the most made 3s in a game by a Gamecock since Notice hit his own career high five vs. Clemson last season.

**5** - Kacinas hit 5-of-7 attempts from beyond the arc in the home contest vs. Georgia, marking a new career high for made 3s.

**+5** - South Carolina won five more SEC games this season (11) than it did last season (6). No other team improved their record in league games by more than two (Texas A&M and Vanderbilt).

**6** - Junior guard Sindarius Thornwell dished six assists in the Carolina win at Arkansas on March 5. It marked the 12th time this season and the 20th time in his career that he has dished five or more assists in a game.

**6-6/5-5** - In the win at A&M, senior forward Michael Carrera reached his 1,000th career point, hitting 6-of-6 from the field, and 5-of-5 from the 3-point line. His five made 3s marked a new career high.

**+6.8** - The Gamecocks have out-rebounded 25 of 33 opponents this season by a mark of +6.8 rebounds per game, which leads the SEC and ranks 27th nationally.

**7** - Carrera is one of just seven Gamecocks all-time to reach 1,000 points and at least 700 rebounds.

**8** - Notice matched a career high with eight assists in the win vs. Florida on Feb. 20.

**8** - Rookie forward Raymond Doby saw 14 minutes of action in Carolina's win at Arkansas on March 5, matching a season high with eight points. He hit three-of-five attempts from the floor and sank two free throws in the win.

**9** - South Carolina committed just nine turnovers in the home win vs. Tennessee, and in the home loss vs. Georgia, matching the second-fewest committed by the Gamecocks in a game this season.

**9** - Thornwell matched a career high with nine assists in the win at Texas A&M. For the year, Thornwell leads the Gamecocks with 3.9 assists per game.

**10+** - At least two Gamecocks have reached double-figure scoring in every game this season, with the exception of the Alabama contest on Jan. 13.

**11** - Carrera recorded his 11th double-double of the season vs. High Point on March 15. It's the most double-doubles by a Gamecock in a season since Emmett Hall also had 11 during the 1993-94 campaign.

**11** - South Carolina trailed by as many as 11 points in the matchup at Ole Miss before the comeback win. It was Carolina's first comeback win in a true road game after trailing by double-digits since posting a 58-55 win at Clemson on Dec. 4, 2011. The Gamecocks trailed the Tigers by 10 in that contest.

**12-12:** Notice hit 12-of-12 from the free throw line in the Jan. 2 win vs. Memphis. It marked career highs for Notice in both makes and attempts, and the top mark by a Gamecock this season.

**15** - Senior forward Laimonas Chatkevicius set a Gamecock NIT record with 15 made baskets en route to a career high 30 points in the 2016 opener vs. High Point.

**16.1/8.9** - Carrera finished the league season ranked tied for eighth in the league in strictly league games with 16.1 points per game, and third with 8.9 rebounds per game.

**18** - Rookie guard Jamall Gregory played a season high 18 minutes in Carolina's win at Ole Miss on Jan. 19. Gregory scored four points, including a highlight reel dunk in the second half, while also pulling down five rebounds. He also aided the Gamecock offense with two assists against zero turnovers in the contest.

**20** - Notice hit three 3s in the road win at Arkansas on March 5. It marked the 20th time in his career that he has hit at least three from beyond the arc in a game.

**25** - South Carolina's 25 assists in the NIT win vs. High Point marked the most this season, and the most-ever for Carolina under the direction of Frank Martin.

**25** - Carolina out-rebounded Mississippi State by 25 on Jan. 26, the biggest margin for the Gamecocks since out-rebounding The Citadel by 24 on Nov. 12, 2007. A span of 271 games.

**25/24** - Thornwell tallied 25 points in the win at Texas A&M on Feb. 6 and 24 in the matchup vs. LSU. It marked the first back-to-back 20-point performances for Thornwell since his rookie season of 2013-14.

**25** - The South Carolina school record for wins in a season, set by the 1969-70 squad that posted a 25-3 overall record, including a 14-0 mark in ACC games to clinch the ACC regular-season title.

**30** - Senior forward Laimonas Chatkevicius tallied a career high 30 points, hitting an impressive 15-of-16 attempts from the floor in South Carolina's 2016 NIT opening win vs. High Point.

**31** - The Gamecock bench accounted for 31 points in the win vs. LSU, the most bench points scored for Carolina during the SEC campaign.

**33.7** - The Gamecocks have out-scored 27 of 33 opponents this season in points in the paint, averaging 34.2 points in the paint per game. That accounts for 44.8 percent of the Gamecocks' points scored this season.

**34** - Carrera's 34 points against Mississippi State were the most scored by a Gamecock since Brenton Williams tallied 32 in a road contest at Missouri on Jan. 25, 2014.

**36** - South Carolina trailed for only 36 seconds in three games at the Paradise Jam, all against Hofstra.

**39** - 39 opposing players have fouled out through Carolina's 33 games, and opponents are averaging 22.7 fouls committed this season. A deep bench has helped the Gamecocks have just nine DQs so far this season, with an average of 19.9 fouls per game.

**39** - South Carolina made a season high 39 shots in the 2016 NIT opener win vs. High Point. It was the most makes in a game for Carolina since Nov. 9, 2007, when the Gamecocks also hit 39 in a win vs. South Carolina State.

**48.4%** - The Gamecocks shot 48.4 percent from the floor in three games at the Paradise Jam, led by Kacinas' 65.5 percent (19-29) at the event.

**50+** - South Carolina has four games with at least 50 rebounds this season, including 51 on Jan. 26 vs. Mississippi State and 50 vs. Alabama on Jan. 23.

**53:** Carolina's 53 rebounds versus Memphis marked the most for the Gamecocks in a game since pulling down 55 vs. USC Upstate on Nov. 23, 2010.

**58** - South Carolina posted a season high 58 points in the paint vs. High Point.

**60.0%** - Carolina's 60.0% from the floor vs. High Point in the 2016 NIT opener was the first time the Gamecocks hit at least 60.0% in a game since a win at Western Carolina on Nov. 18, 2005 (60.8%, 31-51).

**128** - Thornwell's 128 assists this season mark the most in a season by a Gamecock since Devan Downey registered 140 assists during the 2008-09 season.

**794** - Carrera ranks second among active players in the SEC with 794 career rebounds. His 794 rebounds rank sixth in school history.

**1,000** - Junior guard Duane Notice became the third member of the Gamecock squad to post his 1,000th career point this season when he connected on his first shot in the win at Arkansas. Notice, Thornwell (1,000th point vs. Vandy on Jan. 9) and Carrera (vs. Texas A&M on Feb. 6) all hit the career milestone this season.

**18,000** - The contest vs. Florida marked the third sellout this season, and also marked the first time that the Colonial Life Arena has been sold out three times in one season for men's basketball.

## CAROLINA TRENDS UNDER MARTIN

*Gamecock trends under Frank Martin ...*

- South Carolina is 43-32 when posting at least six made 3s in a game.
  - South Carolina posted a season high 12 made 3s in the upset road win at No. 8/8 Texas A&M on Feb. 6.
- South Carolina is 57-23 when scoring more points in the paint than its opponent.
  - The Gamecocks out-scored High Point 58-10 in points in the paint on March 15.
- South Carolina is 58-29 when holding its opponents to under 45 percent from the field.
  - South Carolina has held 26 of 33 opponents under 45 percent from the field this season, most recently High Point in the NIT opener (36.2%, 21-58).
- South Carolina is 56-27 when out-rebounding its opponent.
  - The Gamecocks out-rebounded Mississippi State by 25 in the Jan. 26 win vs. the Bulldogs.

## KACINAS MOVING UP CAREER CHARTS

Senior forward Mindaugas Kacinas is moving up in the Gamecock record book in career games played and also in career field goal percentage.

### GAMES PLAYED

1. 135, Brandon Wallace (2004-07)
2. 134, Tre' Kelley (2004-07)
3. 132, Carlos Powell (2002-05)
4. **131, Mindaugas Kacinas (2012-pres)**
5. 125, Mike Boynton, Jr. (2001-04)
6. 123, BJ McKie (1996-99)  
123, Aaron Lucas (1999-2002)  
123, Tarence Kinsey (2003-2006)
9. **122, Laimonas Chatkevicius (2012-pres.)**  
122, Bud Johnson (1996-99)  
122, Herbert Lee Davis (1997-2000)

### FIELD GOAL PCT. (Min. 200 att.)

1. .596 (678-1138), Jimmy Foster (1981-84)
2. .579 (191-340), Golic Augustus (1975-78)
3. .575 (261-454), Kevin Darmody (1980-83)
4. .571 (124-217), Edmond Wilson (1991-93)
5. .553 (317-573), Renaldo Balkman (2003-06)
6. .550 (357-649), Danny Traylor (1971-73)
7. .542 (434-801), Cedrick Hordges (1979-80)
8. .538 (855-1590), Alex English (1973-76)
9. **.533 (326-612), Mindaugas Kacinas (2012-pres.)**
10. .530 (472-890), Joe Rhett (1989-92)

## CARRERA, NOTICE MARKING RECORD BOOK

Senior forward Michael Carrera now ranks in the Gamecock top 10 in career rebounds and is just outside of the career games played category. His 7.8 rebounds per game lead Carolina this season and rank among SEC leaders. Junior guard Duane Notice also ranks among Carolina's best in 3-point field goal percentage, hitting near 40 percent this season.

### REBOUNDS

- 1159, Lee Collins (1953-56)
- 1116, Tom Owens (1969-71)
- 1064, Alex English (1973-76)
- 1001, Joe Smith (1952-55)
- 1000, Jimmy Foster (1981-84)
- 794, Michael Carrera (2012-present)**
- 775, Brandon Wallace (2003-07)
- 758, Darryl Martin (1986-88)
- 744, Mike Callahan (1958-60)
- 680, Tony Kitchings (1999-2003)

### 3-POINT PCT. (Min. 50 made)

- .466 (117-251), Brent Price (1988-89)
- .412 (169-410), Brenton Williams (2011-14)
- .410 (102-249), Bryce Sheldon (2006-07)
- .396 (131-330), Evaldas Baniulis (2006-10)
- .388 (215-554), BJ McKie (1996-99)
- .385 (264-686), Jamel Bradley (1999-2002)
- .376 (139-370), Jo Jo English (1989-92)
- .375 (148-394), Duane Notice (2013-present)**
- .371 (147-396), Brandis Raley-Ross (2006-10)
- .366 (152-415), Larry Davis (1996-97)

## CHATKEVICIUS HITS 100 CAREER BLOCKS

Senior forward Laimonas Chatkevicius has reached the 100-career block milestone, now ranking in the Carolina top 10 with 108 career blocked shots.

### BLOCKED SHOTS

- 275, Sam Muldrow (2007-11)
- 249, Brandon Wallace (2003-07)
- 235, Danny Traylor (1971-73)
- 230, Alex English (1973-76)
- 226, Jeff Roulston (1989-92)
- 160, Mike Brittain (1983-86)
- 124, Ryan Stack (1995-98)
- 123, Tony Kitchings (1999-2003)
- 112, Renaldo Balkman (2003-06)
- 108, Laimonas Chatkevicius (2012-present)**

## SERIES VS. GEORGIA TECH

Georgia Tech leads the all-time series with South Carolina, 24-18, including a 10-8 advantage in games played in Columbia. The Gamecocks have won three of the last five meetings and the Yellow Jackets have won six of the last 10. Below is a breakdown of the series and the last 10 meetings between the two schools:

### GEORGIA TECH (18-24)

**H: 8-10; A: 8-12; N: 2-2**

D. 20, 1958	A	62-92	L
D. 10, 1959	H	64-70	L
J. 3, 1961	A	65-85	L
J. 8, 1964	A	73-87	L
F. 13, 1974	A	82-73	W
M. 1, 1975	H	58-47	W
F. 23, 1976	A	63-55	W
F. 19, 1977	H	45-47	L
F. 16, 1983	H	61-53	W
F. 16, 1984	A	50-68	L

## KACINAS NAMED TO SEC COMMUNITY SERVICE TEAM

Senior forward Mindaugas Kacinas was named to the SEC Community Service team for 2016 in advance of the SEC Tournament in Nashville. Kacinas has volunteered at numerous community outreach events during his time at South Carolina, including the second annual "8K In 8 Days" campaign, visiting with children from the Epworth Children's Home and also at the "Moving and Learning with Gamecock Basketball" event, interacting with over 250 kids at a city park in Columbia, while he has also delivered flowers to cancer patients at Palmetto Health Hospitals, spent time with the Make-A-Wish Foundation and visited the Ronald McDonald House. Kacinas also joined his team in helping with flood relief following the historic and devastating flooding in Columbia in October 2015.

## DOWNEY NAMED SEC LEGEND

The Southeastern Conference released its list of 2016 Allstate SEC Basketball Legends in mid-February, where it was announced that Devan Downey would be South Carolina's Legend. Downey ranks fourth on the South Carolina all-time scoring list with 1,901 points, a mark he achieved in just three seasons (2008-10). He was a three-time first-team All-SEC performer by the AP and Coaches and earned honorable mention All-America honors in 2009 and 2010. He was also a two-time SEC All-Defensive team selection in '09 and '10. He owns the program's career record in steals, ranks second in field goals made, third in career scoring average and fourth in assists per game. This past fall, he became the 23rd member of the program to be inducted into the South Carolina Athletics Hall of Fame.

## MARTIN EARNS MID-SEASON HONOR

South Carolina head men's basketball coach Frank Martin is the recipient of the Jim Phelan Award Mid-Season Honors, as announced by College Insider in January. The Phelan Award is presented annually to the top coach in Division I men's basketball. The award is named in honor of Jim Phelan who coached his entire career at Mount Saint Mary's University. He led the Mountaineers to the 1962 NCAA Men's Division II Basketball Championship.

## CARRERA MAKES GAMECOCK HISTORY VERSUS MISSISSIPPI STATE

Senior forward Michael Carrera averaged 27.0 points and 13.0 rebounds when he made Gamecock history during the week of Jan. 24, posting the first 30-point, 10-rebound game for Carolina since the Gamecocks joined the SEC with a career high 34 points and matching a career high with 15 rebounds in the win vs. Mississippi State. Carrera was 10-of-16 from the floor in the game, which included a pair of 3s, while he was also 12-of-15 from the free throw line. Carrera also blocked a season high three shots. The win vs. the Bulldogs gave Carolina 18 for the season the most since the 2008-09 campaign when the Gamecocks won 21 games. Carrera followed with another team-leading performance in the win vs. Alabama, posting his second-straight double-double and his third-straight 20-point game. He posted another fantastic effort from the charity stripe, hitting 12-of-14 attempts, while he also dished three assists and collected two steals in the win. Down by as many as 14 with 10 minutes remaining in the second half, Alabama pulled to within six with just over four minutes remaining, but Carrera responded, hitting a crucial 3 on the next Carolina possession to push the Gamecock lead back to nine with four minutes remaining. Carrera was a perfect 6-of-6 from the charity stripe in the final five minutes of the win vs. the Crimson Tide.

## HIGH POINT NOTES (March 15 game)

- The 25 wins this season match the 1969-70 team for most in school history. It was also the team's 16th home win of the season, the most since 2008-09.
- Laimonas Chatkevicius' 15 field goals in the game are a new NIT record for the team, beating out Larry Davis' 12 field goals against Davidson in 1996. It was also the most field goals by a Gamecock since Devan Downey in 2010.
- Tonight was the first meeting between the regional foes. High Point is now 0-2 all-time in the NIT, South Carolina is 22-9.
- Tuesday was South Carolina's first postseason game since 2008-09, and first postseason win since taking home the NIT title in 2006.
- The game was Sindarius Thornwell's 100th for his collegiate career. The junior has never missed a game since he stepped on practice, and has started in all 100 of those games.

## GEORGIA GAME NOTES (March 11 game)

- Laimonas Chatkevicius had a solid night for the team, finishing with 14 points and nine rebounds over 24 minutes of action. It was the most rebounds he has had in a game since Jan. 19 against Ole Miss.
- Georgia finished at 39 percent from the floor in the game, marking the 19th time this season South Carolina held the opposition to under 40 percent in a game.
- Sindarius Thornwell now has six 20-point games this season, tied for the team lead. Four have come in the last 10 games.
- The team was without senior Michael Carrera for the second-straight game. He remains day-to-day with a hip injury.

## ARKANSAS GAME NOTES (March 5 game)

- The team has 24 wins this season, tied for the most since 1996-97. The 11 conference wins are the most since 1997-98.
- The win was the team's first win at Arkansas since 2008. The Gamecocks are now 4-10 all-time at Bud Walton Arena.
- Senior Michael Carrera missed the regular season finale with a hip injury. He is listed as day-to-day.

- With his first basket, four minutes into the game, junior Duane Notice scored his 1,000th career point. He becomes the 44th player in program history to achieve the milestone, the third this season alone.
- Raymond Doby scored eight points in the game, the most against a Division I opponent this season. He also recorded a season-high four rebounds in 14 minutes of playing time.
- The victory was the team's first win at Arkansas since 2008. The Gamecocks are now 4-10 all-time at Bud Walton Arena.

## KACINAS NOMINATED FOR NABC GOOD WORKS TEAM

Senior forward Mindaugas Kacinas is one of 257 nominees for the NABC Good Works Team, an award which shines a spotlight on student-athletes who have shown dedication to service in their communities. Kacinas has been involved in numerous community service projects during his time at South Carolina. He has visited Transitions, a shelter in Columbia that helps prepare meals for the homeless, assisted Ronald McDonald House with household chores as well as baking and making care packages for the families. He has participated in several food drives and basketball clinics and been involved with the Special Olympics on numerous occasions, running drills, helping with a basketball tournament and playing games with the Special Olympics athletes. Kacinas has spent time reading to children at local elementary schools, participated in the Make-A-Wish Foundation and joined his teammates for two consecutive years in projects for the "8K in 8 Days" campaign. Most recently, the team contributed to the community following the historic flooding in Columbia, visiting a local Red Cross Shelter to help make care packages for families in need.

## THORNWELL NAMED TO PRESEASON SQUAD

The Southeastern Conference unveiled its 12th annual men's basketball coaches pre-season All-SEC teams prior to the start of the season, and it was announced that Carolina junior guard Sindarius Thornwell was named to the second team. It marks the second-straight season that Thornwell has garnered second-team preseason honors from the coaches. Thornwell scored 11.1 points per game last season, while he also pulled down a career high 4.9 rebounds and collected 1.3 steals per game.

## SEC PRESEASON POLL

The SEC released its preseason poll for the upcoming 2016 league campaign prior to the start of the season. and it was announced that the Gamecocks were predicted to finish seventh by a panel of both SEC and national media members. It was the highest predicted finish for Carolina since the league combined its East and West Divisions into one beginning with the 2012 league season. The media predicted Kentucky to win the SEC in 2016, followed by Vanderbilt, Texas A&M, LSU, Georgia, Florida and the Gamecocks.

## NON-CONFERENCE SCHEDULE

The Gamecocks finished the 2015-16 non-conference schedule with an undefeated record at 13-0. Carolina's non-conference slate featured five teams picked in the top half of their respective league preseason polls, including Hofstra, who was picked to win the Colonial Athletic Association. The lineup also featured three teams that had their conference preseason player of the year in Jeff Short (Norfolk State/MEAC), Obi Emegano (Oral Roberts/Summit League) and Juan'ya Green (Hofstra/CAA). Tulsa, Lipscomb and Western Carolina also had players selected to their conference preseason team of the year.

## KEITA SIGNS WITH GAMECOCKS

South Carolina head men's basketball coach Frank Martin announced the signing of **Sedee Keita (F – 6-9 – 215 – Philadelphia, Pa. – 22ft Basketball Academy (Greenville, S.C.))** to a National Letter of Intent during the fall signing period to join the Carolina basketball team. Keita will join the Gamecocks for the 2016-17 campaign and will have four years of eligibility beginning next fall.

### Sedee Keita (F – 6-9 – 215 – Philadelphia, Penn. – 22ft Basketball Academy (Greenville, S.C.))

Noted as an athletic power forward who has a strong frame and good mobility and agility for his size ... A four-star recruit according to ESPN.com and rated the 78th player in the ESPN100 ... Also a four-star recruit according to Rivals.com and the No. 82 prospect overall ... Plays at 22ft Basketball Academy for coach Ryan Schmidt in Greenville, S.C. ... Native of Philadelphia.

## SOUTH CAROLINA IN THE NIT

### 1969

March 15, vs. Southern Illinois (New York, N.Y.), W, 72-63  
March 18, vs. Army (New York, N.Y.), L, 59-49

### 1975

March 16, vs. Connecticut (New York, N.Y.), W, 71-61  
March 20, vs. Princeton (New York, N.Y.), L, 86-67

### 1978

March 10, vs. NC State (Raleigh, N.C.), L, 82-70

### 1983

March 16, vs. Old Dominion (Columbia, S.C.), W, 100-90  
March 21, vs. Virginia Tech (Columbia, S.C.), W, 75-68  
March 24, vs. Wake Forest (Greensboro, N.C.), L, 78-61

### 1991

March 15, vs. George Washington (Columbia, S.C.), W, 69-63  
March 19, at Siena (Loudonville, N.Y.), L, 63-58

### 1996

March 13, vs. Davidson (Columbia, S.C.), W, 100-73  
March 18, vs. Vanderbilt (Columbia, S.C.), W, 80-70  
March 20, vs. Alabama (Columbia, S.C.), L, 68-67

### 2001

March 14, at Connecticut (Storrs, Conn.), L, 72-65

### 2002 (NIT runner-up)

March 13, at Virginia (Charlottesville, Va.), W, 74-67  
March 19, vs. UNLV (Columbia, S.C.), W, 75-65  
March 21, vs. Ball State (Columbia, S.C.), W, 82-47  
March 26, vs. Syracuse (New York, N.Y.), W, 66-59  
March 28, vs. Memphis (New York, N.Y.), L, 72-62

### 2005 (NIT champion)

March 15, vs. Miami (Columbia, S.C.), W, 69-67  
March 22, vs. UNLV (Columbia, S.C.), W, 77-66  
March 24, vs. Georgetown (Columbia, S.C.), W, 69-66  
March 29, vs. Maryland (New York, N.Y.), W, 75-67  
March 31, vs. Saint Joseph's (New York, N.Y.), W, 60-57

### 2006 (NIT champion)

March 15, vs. Western Kentucky (Columbia, S.C.), W, 74-55  
March 21, at Florida State (Tallahassee, Fla.), W, 69-68 (OT)  
March 23, at Cincinnati (Cincinnati, Ohio), W, 65-62  
March 28, vs. Louisville (New York, N.Y.), W, 78-63  
March 30, vs. Michigan (New York, N.Y.), W, 76-64

### 2009

March 17, vs. Davidson (Columbia, S.C.), L, 70-63

### 2016

March 15, vs. High Point (Columbia, S.C.), W, 88-66



## NIT TEAM SUPERLATIVES

### POINTS

**Most:** 100 vs. Davidson, 3-13-96; Old Dominion, 3-16-83  
Opponents: 90 by Old Dominion, 3-16-83

**Fewest:** 45 vs. Army, 3-18-69  
Opponents: 47 by Ball State, 3-21-02

**Most In One Half:** 60, second half vs. Old Dominion, 3-16-83  
Opponents: 57, second half by Old Dominion, 3-16-83

**Fewest In One Half:** 22, first half vs. Florida State, 3-21-06; second half vs. Army, 3-18-69  
Opponents: 12, first half by Ball State, 3-21-02

### FIELD GOALS

**Most Made:** 34 vs. Davidson, 3-13-96  
Opponents: 37 by Old Dominion, 3-16-83

**Most Attempted:** 77 vs. Wake Forest, 3-24-83; Princeton, 3-20-75  
Opponents: 77 by Old Dominion, 3-16-83

**Best Percentage:** .694 (34-49), vs. Davidson, 3-13-96  
Opponents: .577 (30-52), by Wake Forest, 3-24-83

**Worst Percentage:** .338 (26-77), vs. Wake Forest, 3-24-83  
Opponents: .296 (16-54), by Ball State, 3-21-02

**Best One-Half Percentage:** .700 (14-20), first half vs. Davidson, 3-13-96  
Opponents: .650 (13-20), second half by N.C. State, 3-10-78

**Worst One-Half Percentage:** .250 (6-14), first half vs. Davidson, 3-17-09  
Opponents: .185 (5-27), first half by Ball State, 3-21-02

### 3-POINT FIELD GOALS

**Most Made:** 9 vs. Western Kentucky, 3-15-06  
Opponents: 14 by Georgetown, 3-24-05

**Most Attempted:** 23 vs. Connecticut, 3-14-01  
Opponents: 29 by Georgetown, 3-24-05

**Best Percentage:** .700 (7-10), vs. Davidson, 3-13-96  
Opponents: .500 (3-6), by Connecticut, 3-14-01

### FREE THROWS

**Most Made:** 34 vs. Old Dominion, 3-16-83  
Opponents: 26 by Princeton, 3-20-75; N.C. State, 3-10-78

**Most Attempted:** 42 vs. Old Dominion, 3-16-83  
Opponents: 39 by Princeton, 3-20-75

**Best Percentage:** .944 (17-18), vs. Ball State, 3-21-02  
Opponents: .875 (7-8), by Alabama, 3-20-96

**Worst Percentage:** .444 (8-18), vs. Memphis, 3-28-02  
Opponents: .533 (8-15), by Virginia Tech, 3-21-83, (16-30) by Davidson, 3-17-09

**Best One-Half Percentage:** 1.000 (12-12), second half vs. Ball St., 3-21-02  
Opponents: .900 (9-10), first half by Vanderbilt, 3-18-96

**Worst One-Half Percentage:** .286 (2-7), first half vs. Miami, 3-15-05  
Opponents: .286 (2-7), first half by Davidson, 3-17-09

### MISCELLANEOUS

**Most Rebounds:** 48 vs. Siena, 3-19-91; Virginia Tech, 3-21-83  
Opponents: 45 by Memphis, 3-28-02; by Maryland, 3-29-05

**Most Assists:** 26 vs. Old Dominion, 3-16-83  
Opponents: 17 by Old Dominion, 3-16-83

**Most Steals:** 17 vs. Western Kentucky, 3-15-06; vs. Ball State, 3-21-02  
Opponents: 11 by Nevada-Las Vegas, 3-19-02

**Most Blocked Shots:** 13 vs. George Washington, 3-15-91  
Opponents: 7 by Alabama, 3-20-96

**Most Turnovers:** 23 vs. Siena, 3-19-91  
Opponents: 22 by Ball State, 3-21-02

**Fewest Turnovers:** 7 at Cincinnati, 3-23-06; vs. Louisville, 3-28-06; vs. Miami, 3-15-05  
Opponents: 7 by Miami, 3-15-05

## NIT INDIVIDUAL SUPERLATIVES

### POINTS

**Most:** 33, Larry Davis vs. Davidson, 3-13-96  
Opponents: 32, Stephen Curry (Davidson), 3-17-09

### FIELD GOALS

**Most Made:** 15, Laimonas Chatkevicius, vs. High Point, 3-15-16  
Opponents: 12, Dell Curry (Virginia Tech), 3-21-83; Dick Garrett (Southern Illinois), 3-15-69

**Most Attempted:** 22, Jimmy Foster vs. Wake Forest, 3-24-83  
Opponents: 23, Dick Garrett (Southern Illinois), 3-15-69

### 3-POINT FIELD GOALS

**Most Made:** 7, Larry Davis vs. Davidson, 3-13-96  
Opponents: 7, Darrel Owens (Georgetown), 3-24-05

**Most Attempted:** 12, Jamel Bradley vs. Nevada-Las Vegas, 3-19-02  
Opponents: 15, Frank Seckar (Vanderbilt), 3-18-96

### FREE THROWS

**Most Made:** 14, BJ McKie vs. Davidson, 3-13-96  
Opponents: 9, Stephen Curry (Davidson), 3-17-09

**Most Attempted:** 15, BJ McKie vs. Davidson, 3-13-96  
Opponents: 14, Doug Clevenger (Army), 3-18-69

### MISCELLANEOUS

**Most Rebounds:** 14, Jimmy Foster vs. Virginia Tech, 3-21-83  
Opponents: 16, Anthony Winchester, Western Kentucky, 3-15-06

**Most Assists:** 13, Gerald Peacock vs. Old Dominion, 3-16-83  
Opponents: 9, Grant Robinson (Old Dominion), 3-16-83

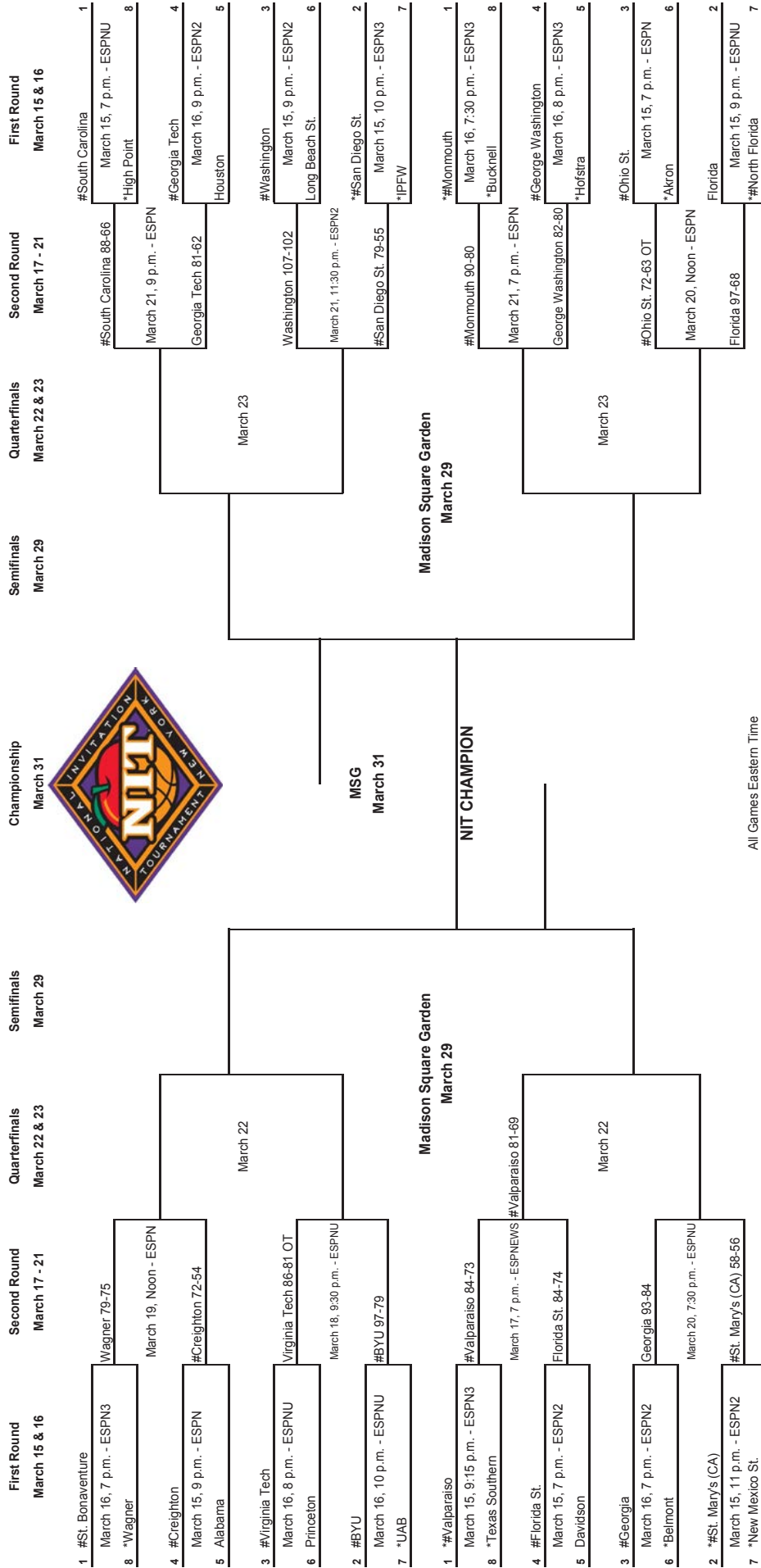
**Most Steals:** 5, Tarence Kinsey vs. Louisville, 3-28-06; Renaldo Balkman vs. Florida State, 3-21-06

Opponents: 4, Dirkk Surlis (George Washington), 3-15-91; James Thues (Syracuse), 3-26-02

**Most Blocked Shots:** 6, Brandon Wallace vs. Western Kentucky, 3-15-06; Jeff Roulston vs. George Washington, 3-15-91  
Opponents: 7, Roy Rogers (Alabama), 3-20-96



# 2016 NATIONAL INVITATION TOURNAMENT



MSG  
March 31

NIT CHAMPION

All Games Eastern Time  
\*Automatic Qualifiers - Regular Season Conference Champions  
#Host Institution

© Copyright 2016 NIT, L.L.C.

## ROSTER BREAKDOWN

### Returning Starters (4)

Michael Carrera  
Laimonas Chatkevicius  
Duane Notice  
Sindarius Thornwell  
*\*based on final game of 2014-15 season*

### Returning Letterwinners (8)

Michael Carrera  
Laimonas Chatkevicius  
Mindaugas Kacinas  
Justin McKie  
Duane Notice  
Brian Steele  
Marcus Stroman  
Sindarius Thornwell

### Guards (9)

TeMarcus Blanton  
PJ Dozier  
Jamall Gregory  
Justin McKie  
Duane Notice  
John Ragin  
Brian Steele  
Marcus Stroman  
Sindarius Thornwell

### Forwards (7)

Michael Carrera  
Laimonas Chatkevicius  
Eric Cobb  
Raymond Doby  
Jarrell Holliman  
Mindaugas Kacinas  
Chris Silva

### By Height

Jamall Gregory (6-2)  
Duane Notice (6-2)  
John Ragin (6-2)  
Marcus Stroman (6-2)  
Justin McKie (6-4)  
TeMarcus Blanton (6-5)  
Michael Carrera (6-5)  
Brian Steele (6-5)  
Sindarius Thornwell (6-5)  
Raymond Doby (6-6)  
PJ Dozier (6-6)  
Jarrell Holliman (6-7)  
Mindaugas Kacinas (6-7)  
Eric Cobb (6-9)  
Chris Silva (6-9)  
Laimonas Chatkevicius (6-11)

## 2015-16 SOUTH CAROLINA MEN'S BASKETBALL ROSTER

### Alphabetical Roster

No.	Name	Pos.	Ht.	Wt.	Cl.	Exp.	Hometown/High/Last School
5	TeMarcus Blanton	G	6-5	215	R-FR	HS	Locust Grove, Ga./Luella
24	Michael Carrera	F	6-5	214	SR	3VL	Anzoategui, Venezuela/Montrose Christian School
14	Laimonas Chatkevicius	F	6-11	245	SR	3VL	Klaipeda, Lithuania/South Kent School
23	Eric Cobb	F	6-9	296	FR	HS	Jacksonville, Fla./St. Francis Academy (Maryland)
2	Raymond Doby	F	6-6	233	FR	HS	Cahokia, Ill./Montrose Christian/St. John's Northwestern Military Acad. (Wisconsin)
15	PJ Dozier	G	6-6	200	FR	HS	Columbia, S.C./Spring Valley
4	Jamall Gregory	G	6-2	202	FR	HS	Washington, D.C./Coolidge/Elev8 Institute (Florida)
31	Jarrell Holliman	F	6-7	200	R-SO	1VL	Alpharetta, Ga./Alpharetta/Elmhurst College
25	Mindaugas Kacinas	F	6-7	229	SR	3VL	Klaipeda, Lithuania/Word of Life Fire Traditional School
20	Justin McKie	G	6-4	197	JR	2VL	Columbia, S.C./Irmo
10	Duane Notice	G	6-2	218	JR	2VL	Woodbridge, Canada/St. Michael's/St. Thomas More (Oakdale, Conn.)
21	John Ragin	G	6-2	177	FR	HS	Eastover, S.C./Cardinal Newman
30	Chris Silva	F	6-9	220	FR	HS	Libreville, Gabon/Roselle (N.J.) Catholic
35	Brian Steele	F	6-5	204	SR	3VL	Greenville, S.C./Wade Hampton School
1	Marcus Stroman	G	6-2	185	SO	1VL	Columbia, S.C./Keenan
0	Sindarius Thornwell	G	6-5	215	JR	2VL	Lancaster, S.C./Oak Hill Academy

### Numerical Roster

No.	Name	Pos.	Ht.	Wt.	Cl.	Exp.	Hometown/High/Last School
0	Sindarius Thornwell	G	6-5	215	JR	2VL	Lancaster, S.C./Oak Hill Academy
1	Marcus Stroman	G	6-2	185	SO	1VL	Columbia, S.C./Keenan
2	Raymond Doby	F	6-6	233	FR	HS	Cahokia, Ill./Montrose Christian/St. John's Northwestern Military Acad. (Wisconsin)
4	Jamall Gregory	G	6-2	202	FR	HS	Washington, D.C./Coolidge/Elev8 Institute (Florida)
5	TeMarcus Blanton	G	6-5	215	R-FR	HS	Locust Grove, Ga./Luella
10	Duane Notice	G	6-2	218	JR	2VL	Woodbridge, Canada/St. Michael's/St. Thomas More (Oakdale, Conn.)
14	Laimonas Chatkevicius	F	6-11	245	SR	3VL	Klaipeda, Lithuania/South Kent School
15	PJ Dozier	G	6-6	200	FR	HS	Columbia, S.C./Spring Valley
20	Justin McKie	G	6-4	197	JR	2VL	Columbia, S.C./Irmo
21	John Ragin	G	6-2	177	FR	HS	Eastover, S.C./Cardinal Newman
23	Eric Cobb	F	6-9	296	FR	HS	Jacksonville, Fla./St. Francis Academy (Maryland)
24	Michael Carrera	F	6-5	214	SR	3VL	Anzoategui, Venezuela/Montrose Christian School
25	Mindaugas Kacinas	F	6-7	229	SR	3VL	Klaipeda, Lithuania/Word of Life Fire Traditional School
30	Chris Silva	F	6-9	220	FR	HS	Libreville, Gabon/Roselle (N.J.) Catholic
31	Jarrell Holliman	F	6-7	200	R-SO	1VL	Alpharetta, Ga./Alpharetta/Elmhurst College
35	Brian Steele	F	6-5	204	SR	3VL	Greenville, S.C./Wade Hampton School

**Head Coach:** Frank Martin (Florida International, '93)

**Associate Head Coach/Recruiting Coordinator:** Matt Figger (Eastern Kentucky, '95)

**Assistant Coach:** Perry Clark (Gettysburg, '74)

**Assistant Coach:** Lamont Evans (Kansas State, '09)

**Director of Basketball Operations:** Andy Assaley (Cincinnati, '96)

**Strength & Conditioning Coach:** Scott Greenawalt (Muskingum College, '98)

**Athletic Trainer:** Mark Rodger (Buffalo, '01)

**Video Coordinator:** Patrick Schulte (Kansas State, '13)

**Student-Athlete Development:** Doug Edwards (Florida State, '07)

**Special Assistant to the Head Coach:** Jarett Gerald (South Carolina, '11)

**Associate Media Relations Director:** Emily Miles (Feeney) (Ball State, '03)

## TOP RETURNING ...


Scorer..... Notice, 11.7 ppg  
Rebounder..... Carrera, 5.7 rpg  
Assist Maker..... Stroman, 3.1 apg  
FG Shooter \*..... Kacinas, 56.1%  
3-Point FG Shooter \$..... Notice, 36.3%  
FT Shooter \$..... Notice, 79.1%  
Shot Blocker..... Chatkevicius, 1.3 bpg  
Steal Maker..... Thornwell, 1.3 spg

\* at least 100 attempts

\$ at least 50 attempts

## PRONUNCIATION GUIDE.

Lie-moan-us Ha-kev-a-chus  
Justin MACK-ee  
Min-dawg-us Kye-chin-is



# HEAD COACH FRANK MARTIN

HEAD COACH | NINTH SEASON OVERALL | 187-116 (.617) | FOURTH SEASON AT SOUTH CAROLINA | 70-62 (.530)

## THE MARTIN FILE

### COACHING

*Experience*

31st year

*College Experience*

16th season

*College Head Coach Experience*

9th season

*Hire Date At Carolina*

March 27, 2012

### PERSONAL

*Hometown*

Miami, Fla.

*Alma Mater*

Florida International, 1993 (B.A. Physical Ed.)

*Family*

Wife, Anya

Children, Brandon, Amalia and Christian

### COACHING RESUME

*High School*

Miami Senior High, 1985-93

Varsity Boys' Assistant Coach

Junior Varsity Boys' Head Coach

North Miami High, Head Coach, 1993-95

Miami Senior High, Head Coach, 1995-98

B.T. Washington High, Head Coach, 1999-2000

*College Assistant Coach*

Northeastern, 2000-04

Cincinnati, 2004-06

Kansas State, 2006-07

*College Head Coach*

Kansas State, 2007-12

South Carolina, 2012-present

Frank Martin was named the head men's basketball coach at the University of South Carolina on March 27, 2012, becoming the 32nd head coach in the history of the South Carolina program, which enters its 108th season as a varsity sport in 2015-16. Martin owns a 162-108 (.600) overall record as a head coach, entering his ninth season overall, and fourth season at South Carolina.

During his first season (2012-13) in Columbia, Martin led his squad to a 14-18 record, which included a 4-14 mark in SEC contests. The Garnet and Black captured the Hoops For Hope Classic tournament crown after posting a 4-0 record competing in the event with home victories over Milwaukee and Rider, before defeating Missouri State in overtime, and UALR in Puerto Vallarta, Mexico, over the Thanksgiving holiday. Freshman forward Michael Carrera was honored after the conclusion of the regular season with selection to the 2013 SEC All-Freshman Team, as voted on by the league's head coaches. During the spring of 2013, the Gamecock coaching staff signed seven freshmen, while welcoming Villanova transfer Ty Johnson to the team, a recruiting class which ranked No. 23 in the nation according to ESPN.com.

Martin's second season (2013-14) leading the Gamecocks saw the squad win four of its final six games of the year, including two games in the SEC Tournament, marking the first Tournament wins for the Gamecocks since the 2008 campaign. Martin and his staff put together a non-conference schedule that challenged his team to prepare for the rigors of the SEC campaign. The Gamecocks posted several quality victories, including a win versus Saint Mary's at the Hawaiian Airlines Diamond Head Classic in December, and home victories versus Alabama, Vanderbilt and No. 17 Kentucky to name a few.

Martin tutored his second SEC All-Freshman Team honoree in as many seasons, as rookie guard Sindarius Thornwell led all freshmen in the SEC in league games in points (15.6) and assists (4.0) to earn a spot on the postseason team. Thornwell also garnered three SEC Freshman of the Week awards, and was named the Feb. 18 Wayman Tisdale National Freshman of the Week.

South Carolina put together a 9-3 non-conference record in 2014-15, entering SEC play receiving votes in both the Coaches and AP Top 25 polls for the first time since 2006 and 2009, respectively. Martin led his Gamecocks to a thrilling upset win over No. 9/9 Iowa State at the Barclays Center in Brooklyn, N.Y., on Jan. 3, marking Carolina's first win over a top-10 opponent since the 2009-10 campaign. The Gamecocks ranked as high as fourth in the nation in opponent field goal percentage during the season, and finished the campaign holding opponents to just 38.7 percent from the field, which ranked 13th nationally. Sophomore guards Duane Notice and Sindarius Thornwell each picked up an SEC Player of the Week honor during the campaign, and for the second-straight season, the Gamecocks won four of their final six games and won two contests in the SEC Tournament, advancing to the quarterfinal round.

Carolina posted a final record of 17-16 for the 2014-15 campaign, which marked the first winning season for the squad since the 2008-09 season, while Carolina's six SEC wins marked the highest since 2010 as well. Martin also announced during the summer, that his team had completed its fifth-straight semester with a cumulative team GPA of 3.0 or above in the spring. For its classroom achievements, South Carolina was honored with the NABC's Team Academic Excellence Award, the only SEC team to be named to the list. Individually, three Gamecocks were named to the NABC Honors Court, in juniors Laimonas Chatkevicius and Mindaugas Kacinas, and senior, Austin Constable, who was on his second Honors Court list. South Carolina saw 12 student-athletes named to the SEC Winter Academic, and the SEC First-Year Academic Honor Rolls for the year.

Martin's career record at South Carolina stands at 70-62 (.530) in his fourth season at the helm. He has led the Gamecocks to a 17-16 record in his first season at South Carolina, marking the first winning season since the 2008-09 season. Martin's first season at South Carolina was a 14-18 record, which included a 4-14 mark in SEC contests. The Gamecocks captured the Hoops For Hope Classic tournament crown after posting a 4-0 record competing in the event with home victories over Milwaukee and Rider, before defeating Missouri State in overtime, and UALR in Puerto Vallarta, Mexico, over the Thanksgiving holiday. Freshman forward Michael Carrera was honored after the conclusion of the regular season with selection to the 2013 SEC All-Freshman Team, as voted on by the league's head coaches. During the spring of 2013, the Gamecock coaching staff signed seven freshmen, while welcoming Villanova transfer Ty Johnson to the team, a recruiting class which ranked No. 23 in the nation according to ESPN.com.

## MARTIN'S CAREER RECORD, YEAR-BY-YEAR

YEAR	RECORD	CONFERENCE (FINISH)	POSTSEASON
2007-08	21-12	10-6 (3rd)	1-1; NCAA Tournament 2nd Round
2008-09	22-12	9-7 (t4th)	1-1; NIT
2009-10	29-8	11-5 (t2nd)	3-1; NCAA Tournament Elite Eight
2010-11	23-11	10-6 (t3rd)	1-1; NCAA Tournament Third Round
2011-12	22-11	10-8 (5th)	1-1; NCAA Tournament Third Round
2012-13	14-18	4-14 (t12th)	-
2013-14	14-20	5-13 (13th)	-
2014-15	17-16	6-12 (t11th)	-
2015-16	25-8	11-7	1-0; NIT
<b>Totals</b>	<b>187-116 (.617)</b>	<b>76-78 (.493)</b>	<b>8-5 (.615)/4 NCAA/2 NIT</b>

## GAMECOCKS' RECORD WHEN ...

At home	16-2
On the road	5-5
At neutral sites	4-1
In overtime	1-0
vs. Top 25 team	1-1
vs. Top 10 team	1-0
vs. Top 3 team	0-0
Leading at half	20-1
Trailing at half	4-7
Tied at half	1-0
Shooting 50% or better	9-0
Shooting between 39-49%	14-1
Shooting less than 39%	2-7
Opp. shooting 50% or better	1-0
Opp. shooting between 39-49%	11-5
Opp. shooting less than 39%	13-3
Shooting better than opp.	23-1
Shooting worse than/equal to opp.	2-7
Starters out-score opp. starters	18-0
Opp. starters score/equal more	7-8
Bench out-scores opp. bench	15-5
Opp. bench scores/equals more	10-3
Having more FTs than opp.	19-1
Having equal/less FTs than opp.	6-7
Have more TOs than opp.	7-4
Having equal/less TOs than opp.	18-4
Having more rebounds than opp.	23-2
Having equal/less rebounds than opp.	2-6
Making 6 or more 3FGs	17-5
Having 15 or more assists	9-0
Score more points in paint than opp.	24-3
Scoring equal/less points in paint than opp.	1-5
Scoring more points off TOs than opp.	17-1
Scoring equal/less points off TOs than opp.	8-7
Scoring more 2nd-chance points than opp.	19-5
Scoring equal/less 2nd-chance points than opp.	6-3
Scoring more fast break points than opp.	16-1
Scoring equal/less fast break points than opp.	9-7
Wearing white uniforms	18-3
Wearing Garnet uniforms	6-2
Wearing Black uniforms	1-3
Playing on live TV/live broadcast	25-8
Playing in November	7-0
Playing in December	5-0
Playing in January	7-2
Playing in February	4-4
Playing in March	2-2
Playing a day-game	6-3
Playing a night-game	19-5
Playing on Sunday	1-0
Playing on a Monday	3-0
Playing on a Tuesday	6-2
Playing on a Wednesday	3-1
Playing on a Thursday	0-1
Playing on a Friday	3-1
Playing on a Saturday	9-3
Scoring margin is 5 points or less	4-3
Margin is between 6-10	5-2
Margin is between 11-20	11-1
Margin is more than 20	5-1
Scoring 59 points or less	0-3
Scoring 60-69 points	2-4
Scoring 70-79 points	9-1
Scoring 80-89 points	10-0
Scoring 90-99 points	3-0
Scoring 100+ points	0-0

## MISCELLANEOUS

Current streak	W1
Home court streak	W1
Away streak	W1
Neutral court streak	L1

## 2015-16 SUPERLATIVES

(tied for team lead also included)

Scoring Leaders	'15-16	Career
Sindarius Thornwell	11	33
Michael Carrera	9	22
Duane Notice	4	16
Mindaugas Kacinas	4	7
Laimonas Chatkevicius	4	7
PJ Dozier	1	1
Chris Silva	1	1

Rebounding Leaders	'15-16	Career
Michael Carrera	16	56
Sindarius Thornwell	8	30
Laimonas Chatkevicius	5	19
Chris Silva	5	5
Mindaugas Kacinas	3	24
PJ Dozier	2	2
Eric Cobb	1	1

Assists Leaders	'15-16	Career
Sindarius Thornwell	18	42
Duane Notice	9	33
PJ Dozier	6	6
Marcus Stroman	3	13
Michael Carrera	3	3
Justin McKie	2	2
Mindaugas Kacinas	1	2

Blocks Leaders	'15-16	Career
Laimonas Chatkevicius	14	49
Michael Carrera	11	39
Chris Silva	10	10
Mindaugas Kacinas	6	23
Sindarius Thornwell	6	21
PJ Dozier	6	6
Marcus Stroman	1	3
Jamall Gregory	1	1
Eric Cobb	1	1
Justin McKie	1	1

Steals Leaders	'15-16	Career
Sindarius Thornwell	14	36
PJ Dozier	9	9
Duane Notice	8	18
Michael Carrera	6	21
Marcus Stroman	6	11
Laimonas Chatkevicius	4	11
Chris Silva	3	3
Mindaugas Kacinas	2	15
John Ragin	1	1
Raymond Doby	2	2

Double-Figure Scoring	'15-16	Career
Sindarius Thornwell	24	68
Michael Carrera	24	49
Duane Notice	20	53
Mindaugas Kacinas	17	31
Laimonas Chatkevicius	14	34
PJ Dozier	8	8
Chris Silva	6	6
Marcus Stroman	1	3

20+ points	'15-16	Career
Sindarius Thornwell	6	15
Michael Carrera	6	7
Duane Notice	2	6
Mindaugas Kacinas	3	3
Laimonas Chatkevicius	2	2

30+ points	'15-16	Career
Michael Carrera	1	1
Laimonas Chatkevicius	1	1

Double-Figure Rebounding	'15-16	Career
Michael Carrera	11	22
Mindaugas Kacinas	3	14
Laimonas Chatkevicius	2	6
Sindarius Thornwell	3	6
Chris Silva	1	1

5+ assists	'15-16	Career
Sindarius Thornwell	13	21
Duane Notice	3	14
PJ Dozier	3	3
Justin McKie	1	1

3+ steals	'15-16	Career
Sindarius Thornwell	8	15
PJ Dozier	4	4
Michael Carrera	3	8
Duane Notice	3	6
Marcus Stroman	1	2
Mindaugas Kacinas	1	2
Chris Silva	1	1

2+ blocks	'15-16	Career
Chris Silva	10	10
Michael Carrera	7	26
Laimonas Chatkevicius	5	28
Mindaugas Kacinas	4	20
PJ Dozier	1	1
Sindarius Thornwell	2	8

Double-Doubles	'15-16	Career
Michael Carrera	11	17
Sindarius Thornwell	3	6
Mindaugas Kacinas	2	5
Laimonas Chatkevicius	2	4

## Clutch Free Throws (under 5 min/OT)

	FT-FTA	FT%
Chris Silva	2-2	1.000
TeMarcus Blanton	4-4	1.000
Michael Carrera	50-61	.820
Mindaugas Kacinas	9-11	.818
Duane Notice	13-16	.813
Marcus Stroman	11-14	.786
Laimonas Chatkevicius	15-20	.750
Sindarius Thornwell	29-44	.659
PJ Dozier	6-11	.545
Raymond Doby	3-6	.500
Jamall Gregory	3-6	.500
Eric Cobb	0-2	.000
<b>Totals</b>	<b>145-197</b>	<b>.736</b>

## Dunks

	'15-16
Chris Silva	13
Laimonas Chatkevicius	13
Michael Carrera	11
PJ Dozier	7
Mindaugas Kacinas	6
Jamall Gregory	4
Sindarius Thornwell	3
Duane Notice	2

## Miscellaneous

Largest Halftime Lead	
SC	31, vs. USE, Dec. 5, 2015
Opp	15, Kentucky, Feb. 13, 2016
Smallest Halftime Lead	
SC	3, twice, last vs. Georgia (March 11, 2016)
Opp	1, twice, last at Texas A&M (Feb. 6, 2015)
Fewest Points In First Half	
SC	22, vs. Alabama, Jan. 13, 2016
Opp	20, Francis Marion, Dec. 30, 2015
Most Points In First Half	
SC	53, vs. USE, Dec. 5, 2015
Opp	51, Lipscomb, Nov. 27, 2015
Fewest Points In Second Half	
SC	24, vs. Clemson, Dec. 18, 2015
Opp	23, High Point, March, 15, 2016
Most Points In Second Half	
SC	55, vs. LSU, Feb. 10, 2016
Opp	49, Tennessee, Jan. 23, 2016
Most Points in Overtime	
SC	11, at Ole Miss, Jan. 19, 2016
Opp	8, Ole Miss, Jan. 19, 2016
Largest Margin of Victory	
SC	26, vs. Tennessee, Feb. 24, 2016
Opp	27, Kentucky, Feb. 13, 2016
Smallest Margin of Victory	
SC	3, twice, last at Texas A&M (Feb. 6, 2015)
Opp	1, Georgia (March 11, 2016)

## 2015-16 GAME BY GAME COMPARISON

	Date	Result	FG-A	Pct	3FG-A	Pct	FT-A	Pct	O-D-Total	PF	Pts	A	TO	Blk	Stl	Min	Half
Norfolk State %			19-56	.339	11-28	.393	20-23	.870	12-23-35	35	69	12	18	3	7	200	34
South Carolina	Nov. 14, 2015	W, 84-69	23-59	.390	9-22	.409	29-42	.690	19-27-46	19	84	15	13	4	9	200	40
Oral Roberts			22-51	.431	4-14	.286	18-23	.783	4-24-28	23	66	7	13	5	3	200	30
South Carolina	Nov. 16, 2015	W, 84-66	29-73	.397	7-21	.333	19-27	.704	19-25-44	22	84	14	6	4	5	200	33
vs. DePaul \$			19-52	.365	3-14	.214	20-31	.645	10-23-33	27	61	9	15	2	4	200	28
South Carolina	Nov. 20, 2015	W, 76-61	24-60	.400	5-13	.385	23-34	.676	16-27-43	27	76	11	12	4	5	200	37
vs. Hofstra \$			28-55	.509	17-34	.500	11-17	.647	6-17-23	21	84	16	14	2	2	200	39
South Carolina	Nov. 22, 2015	W, 94-84	37-68	.544	5-9	.556	15-23	.652	18-23-41	18	94	16	9	5	4	200	46
vs. RV/RV Tulsa \$			24-54	.444	5-16	.313	22-31	.710	8-23-31	25	75	9	15	0	4	200	29
South Carolina	Nov. 23, 2015	W, 83-75	27-54	.500	7-14	.500	22-28	.786	6-28-34	25	83	12	13	2	7	200	38
Lipscomb			27-68	.397	13-35	.371	9-14	.643	10-19-29	24	76	18	18	3	8	200	40
South Carolina	Nov. 27, 2015	W, 92-76	34-66	.515	5-19	.263	19-27	.704	12-31-43	19	92	24	17	7	12	200	51
Western Carolina			19-67	.284	11-32	.344	4-4	1.000	12-24-36	17	53	13	20	3	10	200	28
South Carolina	Nov. 30, 2015	W, 76-53	26-63	.413	8-18	.444	16-25	.640	17-34-51	12	76	14	19	7	10	200	37
USF			24-68	.353	2-15	.133	13-22	.591	20-26-46	20	63	9	19	6	8	200	22
South Carolina	Dec. 5, 2015	W, 81-63	29-61	.475	7-21	.333	16-25	.640	6-26-32	15	81	14	12	6	12	200	53
Drexel			19-55	.345	7-17	.412	9-19	.474	6-16-22	28	54	11	13	2	3	200	28
South Carolina	Dec. 15, 2015	W, 79-54	25-46	.543	6-12	.500	23-39	.590	8-33-41	19	79	14	15	9	6	200	32
at Clemson ^			23-63	.365	8-26	.308	5-9	.556	15-19-34	20	59	11	10	8	2	200	25
South Carolina	Dec. 18, 2015	W, 65-59	23-53	.434	8-19	.421	11-14	.786	14-28-42	16	65	12	16	3	3	200	41
vs. St. John's &			22-49	.449	5-20	.250	12-27	.444	6-20-26	19	61	11	14	5	6	200	34
South Carolina	Dec. 22, 2015	W, 75-61	27-57	.474	7-13	.538	14-19	.737	14-29-43	23	75	14	17	1	9	200	40
Francis Marion			18-60	.300	6-23	.261	14-25	.560	17-25-42	29	56	7	22	4	10	200	20
South Carolina	Dec. 30, 2015	W, 78-56	27-64	.422	8-27	.296	16-30	.533	18-29-47	18	78	16	16	8	13	200	38
Memphis			19-61	.311	8-22	.364	30-36	.833	11-27-38	41	76	8	15	9	7	200	42
South Carolina	Jan. 2, 2016	W, 86-76	18-57	.316	4-17	.235	46-63	.730	18-35-53	27	86	9	13	7	7	200	42
at Auburn*			24-54	.444	12-30	.400	9-13	.692	8-19-27	19	69	12	21	1	7	200	30
South Carolina	Jan. 5, 2016	W, 81-69	25-50	.500	9-23	.391	22-28	.786	9-25-34	13	81	15	19	0	9	200	43
Vanderbilt*			20-61	.328	5-24	.208	20-29	.690	12-24-36	25	65	10	11	7	5	200	38
South Carolina	Jan. 9, 2016	W, 69-65	24-57	.421	3-13	.231	18-29	.621	10-34-44	23	69	11	13	3	3	200	35
at Alabama*			24-51	.471	13-28	.464	12-21	.571	13-25-38	20	73	16	17	3	8	200	35
South Carolina	Jan. 13, 2016	L, 73-50	19-53	.358	3-18	.167	9-17	.529	15-18-33	19	50	9	18	3	4	200	22
Missouri*			28-57	.491	7-19	.368	9-13	.692	5-21-26	24	72	17	16	3	8	200	34
South Carolina	Jan. 16, 2016	W, 81-72	28-62	.452	3-21	.143	22-33	.667	17-24-41	15	81	12	13	5	7	200	41
at Ole Miss*			24-61	.393	10-33	.303	16-27	.593	12-25-37	25	74	16	10	4	10	225	39
South Carolina	Jan. 19, 2016	W, 77-74 (OT)	26-62	.419	4-14	.286	21-31	.677	18-31-49	24	77	16	15	3	4	225	29
at Tennessee*			19-46	.413	10-21	.476	30-32	.938	11-23-34	21	78	11	18	3	12	200	29
South Carolina	Jan. 23, 2016	L, 78-69	25-60	.417	4-14	.286	15-23	.652	16-18-34	24	69	11	17	2	7	200	28
Mississippi State*			23-61	.377	11-24	.458	17-23	.739	8-18-26	32	74	11	12	12	10	200	34
South Carolina	Jan. 26, 2016	W, 84-74	26-58	.448	5-15	.333	27-41	.659	18-33-51	25	84	13	18	7	6	200	43
Alabama*			20-60	.333	6-24	.250	18-25	.720	14-27-41	30	64	12	16	7	5	200	26
South Carolina	Jan. 30, 2016	W, 78-64	22-60	.367	6-19	.316	28-46	.609	20-30-50	19	78	10	11	5	9	200	35
at Georgia*			22-57	.386	8-23	.348	17-25	.680	13-30-43	19	69	11	13	9	9	200	33
South Carolina	Feb. 2, 2016	L, 69-56	18-57	.316	7-22	.318	13-19	.684	13-25-38	23	56	9	14	9	3	200	23
at #8/8 Texas A&M*			26-53	.491	12-25	.480	14-22	.636	10-20-30	20	78	19	17	4	5	200	41
South Carolina	Feb. 6, 2016	W, 81-78	30-57	.526	12-21	.571	9-16	.563	10-11-32	20	81	22	15	1	8	200	40
RV/RV LSU*			29-61	.475	9-21	.429	16-28	.571	13-20-33	30	83	16	12	5	4	200	35
South Carolina	Feb. 10, 2016	W, 94-83	30-62	.484	7-19	.368	27-36	.750	12-24-36	26	94	16	9	3	8	200	39
22/21 Kentucky*			31-64	.484	11-25	.440	16-21	.762	14-24-38	21	89	17	12	5	6	200	42
South Carolina	Feb. 13, 2016	L, 89-62	18-55	.327	4-14	.286	22-31	.710	16-23-39	20	62	7	16	8	3	200	27
at Missouri*			20-53	.377	5-21	.238	27-38	.711	13-33-46	21	72	10	17	4	8	200	33
South Carolina	Feb. 16, 2016	L, 72-67	22-66	.333	7-19	.368	16-20	.800	13-26-39	25	67	10	13	2	6	200	25
Florida*			24-65	.369	9-32	.281	12-15	.800	15-27-42	18	69	19	15	7	4	225	22
South Carolina	Feb. 20, 2016	W, 73-69 (OT)	27-69	.391	7-19	.368	12-16	.750	17-22-39	14	73	17	10	4	5	225	30
Tennessee*			22-63	.349	10-34	.294	4-11	.364	13-22-35	16	58	13	12	3	5	200	34
South Carolina	Feb. 24, 2016	W, 84-58	32-61	.525	8-20	.400	12-18	.667	10-30-40	14	84	20	9	3	6	200	49
at Mississippi State*			25-55	.455	8-22	.364	10-19	.526	10-24-34	17	68	20	15	5	13	200	37
South Carolina	Feb. 27, 2016	L, 68-58	22-60	.367	6-19	.316	8-12	.667	16-23-39	19	58	7	21	3	7	200	26
Georgia*			22-55	.400	7-19	.368	23-27	.852	15-31-46	18	74	11	19	9	4	200	39
South Carolina	March 3, 2016	L, 74-72	25-73	.342	9-26	.346	13-16	.813	16-19-35	20	72	11	9	3	9	200	34
at Arkansas*			21-55	.382	8-22	.364	11-21	.524	8-18-26	15	61	15	11	5	8	200	24
South Carolina	March 5, 2016	W, 76-61	28-55	.509	6-13	.462	14-18	.778	10-31-41	20	76	16	13	4	5	200	36
vs. Georgia #			21-54	.389	3-12	.250	20-27	.741	14-25-39	16	65	7	15	5	2	200	26
South Carolina	March 11, 2016	L, 65-64	24-62	.387	6-19	.316	10-15	.667	16-22-38	23	64	7	14	4	10	200	29
High Point +			21-58	.362	12-30	.400	12-18	.667	11-14-25	14	66	14	10	0	5	200	43
South Carolina	March 15, 2016	W, 88-66	39-65	.600	7-21	.333	3-5	.600	11-28-39	13	88	25	9	10	5	200	48

% - Paradise Jam (Columbia, S.C.) | \$ - Paradise Jam (St. Thomas, USVI) | ^ - Game played at Bon Secours Arena (Greenville, S.C.) | & - Hall of Fame Shootout (Mohegan Sun Arena/Uncasville, Conn.) | \* - indicates SEC contest | # - SEC Tournament (Nashville, Tenn.) | + - NIT (Columbia, S.C.)



# SOUTH CAROLINA GAMECOCKS

OVERALL: 25-8; SEC: 11-7; HOME: 16-2; AWAY: 5-5; NEUTRAL: 4-1

DATE	OPP.	W/L	SCORE	RECORD (SEC)	POINTS	REBOUNDS	ASSISTS	BLOCKS	STEALS	ATTENDANCE
11/14/15	Norfolk State	W	84-69	1-0 (0-0)	Thornwell/Notice (14)	Silva (9)	Dozier/Notice (3)	Silva (2)	Thornwell/Dozier (3)	10,623 (paid)
11/16/15	Oral Roberts	W	84-66	2-0 (0-0)	Chatkevicius (27)	Kacinas (13)	Thornwell (7)	Dozier (2)	Notice (2)	9,640 (paid)
11/20/15	vs. DePaul	W	76-61	3-0 (0-0)	Kacinas (23)	Thornwell (10)	Carrera (4)	Kacinas (2)	Dozier/Thornwell (2)	1,601
11/22/15	vs. Hofstra	W	94-84	4-0 (0-0)	Kacinas (18)	Thornwell/Dozier (9)	Thornwell (6)	Chatkevicius (3)	4 with 1	1,715
11/23/15	vs. RV/RV Tulsa	W	83-75	5-0 (0-0)	Chatkevicius (17)	Carrera (9)	Dozier (4)	2 with 1	Thornwell (5)	2,002
11/27/15	Lipscomb	W	92-76	6-0 (0-0)	Chatkevicius (17)	Silva (7)	Thornwell (6)	Silva (2)	Carrera/Notice (3)	8,793 (paid)
11/30/15	Western Carolina	W	76-53	7-0 (0-0)	Kacinas (20)	Kacinas/Silva (11)	McKie (4)	Silva (2)	Stroman (4)	8,957 (paid)
12/5/15	USF	W	81-63	8-0 (0-0)	Carrera (19)	Carrera (7)	Stroman (3)	Silva (3)	Dozier (4)	10,721 (paid)
12/15/15	Drexel	W	79-54	9-0 (0-0)	Dozier (16)	Silva (7)	Thornwell (5)	Chatkevicius (3)	Silva (2)	8,481 (paid)
12/18/15	at Clemson	W	65-59	10-0 (0-0)	Carrera (14)	Thornwell (9)	Thornwell (3)	3 with 1	3 with 1	14,446
12/22/15	vs. St. John's	W	75-61	11-0 (0-0)	Notice (20)	Carrera (12)	Carrera/Thornwell (3)	Dozier (1)	3 with 2	2,355
12/30/15	Francis Marion	W	78-56	12-0 (0-0)	Silva (13)	Cobb (7)	Thornwell (4)	Silva (3)	Dozier (5)	10,401 (paid)
1/2/16	Memphis	W	86-76	13-0 (0-0)	Thornwell (18)	Carrera (11)	Notice (3)	3 with 2	Thornwell (3)	13,035 (paid)
1/5/16	at Auburn	W	81-69	14-0 (1-0)	Thornwell (22)	Chatkevicius (10)	Thornwell (7)	---	Thornwell (3)	7,556
1/9/16	Vanderbilt	W	69-65	15-0 (2-0)	Thornwell (19)	Thornwell/Carrera (8)	Notice (4)	3 with 1	Chatkevicius (2)	15,055 (paid)
1/13/16	at Alabama	L	73-50	15-1 (2-1)	Carrera (14)	Carrera (10)	Notice/McKie (3)	3 with 1	4 with 1	12,443
1/16/16	Missouri	W	81-72	16-1 (3-1)	Thornwell (22)	Chatkevicius/Dozier (7)	Thornwell (4)	Chatkevicius/Kacinas (2)	Thornwell (3)	15,389 (paid)
1/19/16	at Ole Miss	W	77-74 (OT)	17-1 (4-1)	Carrera (19)	Chatkevicius (10)	Thornwell (6)	3 with 1	Stroman (2)	7,427
1/23/16	at Tennessee	L	78-69	17-2 (4-2)	Carrera (22)	Carrera (8)	Notice (5)	Chatkevicius/Silva (1)	Silva (3)	13,928
1/26/16	Miss. State	W	84-74	18-2 (5-2)	Carrera (34)	Carrera (15)	3 with 3	Carrera (3)	Notice (3)	12,764 (paid)
1/30/16	Alabama	W	78-64	19-2 (6-2)	Carrera (20)	Carrera (11)	Carrera/Kacinas (3)	Silva (3)	Carrera/Stroman (2)	18,000 (paid)
2/2/16	at Georgia	L	69-56	19-3 (6-3)	Thornwell (18)	Thornwell (11)	Dozier/Notice (3)	Carrera (3)	3 with 1	6,427
2/6/16	at #8 Texas A&M	W	81-78	20-3 (7-3)	Thornwell (25)	Thornwell/Silva (6)	Thornwell (9)	Gregory (1)	Thornwell (3)	11,240
2/10/16	RV/RV LSU	W	94-83	21-3 (8-3)	Thornwell (24)	3 with 6	Thornwell (5)	3 with 1	Carrera/Notice (2)	16,009 (paid)
2/13/16	22/21 Kentucky	L	89-62	21-4 (8-4)	Carrera (25)	Carrera (10)	Thornwell (3)	Carrera (3)	3 with 1	18,000 (paid)
2/16/16	at Missouri	L	72-67	21-5 (8-5)	Notice (21)	Carrera (10)	Thornwell (5)	Kacinas/Carrera (1)	Thornwell/Dozier (2)	5,017
2/20/16	Florida	W	73-69 (OT)	22-5 (9-5)	Carrera (20)	Carrera (15)	Notice (8)	Carrera (3)	Carrera (3)	18,000 (paid)
2/24/16	Tennessee	W	84-58	23-5 (10-5)	Notice (17)	Carrera (10)	Thornwell/Dozier (6)	3 with 1	Chatkevicius/Thornwell (2)	13,224 (paid)
2/27/16	at Miss. State	L	68-58	23-6 (10-6)	Thornwell (12)	Carrera (8)	Dozier (4)	3 with 1	Thornwell (4)	7,488
3/3/16	Georgia	L	74-72	23-7 (10-7)	Kacinas (21)	Chatkevicius (7)	Thornwell (7)	3 with 1	Carrera/Notice (3)	15,397 (paid)
3/5/16	at Arkansas	W	76-61	24-7 (11-7)	Thornwell (22)	Thornwell (11)	Thornwell (6)	4 with 1	Notice (2)	17,106
3/11/16	vs. Georgia	L	65-64	24-8 (11-7)	Thornwell (23)	Chatkevicius (9)	Stroman (3)	Silva (3)	Kacinas (3)	18,049
3/15/16	High Point	W	88-66	25-8 (11-7)	Chatkevicius (30)	Carrera (11)	Thornwell/Notice (7)	Carrera (3)	Thornwell (2)	2,566 (paid)

% - Paradise Jam (Columbia, S.C.) | \$ - Paradise Jam (St. Thomas, USVI) | ^ - Game played at Bon Secours Arena (Greenville, S.C.) | & - Hall of Fame Shootout (Mohegan Sun Arena/Uncasville, Conn.) | \* indicates SEC contest | + - NIT (Columbia, S.C.)

## 2015-16 GAME-BY-GAME STARTING LINEUPS

OPPONENT, RESULT	GUARD (1)	GUARD (2)	FORWARD (3)	FORWARD (4)	FORWARD (5)
Norfolk State, W	Dozier	Thornwell	Carrera	Kacinas	Chatkevicius
Oral Roberts, W	Dozier	Thornwell	Carrera	Kacinas	Chatkevicius
vs. DePaul, W	Dozier	Thornwell	Carrera	Kacinas	Chatkevicius
vs. Hofstra, W	Dozier	Thornwell	Carrera	Kacinas	Chatkevicius
vs. RV/RV Tulsa, W	Dozier	Thornwell	Carrera	Kacinas	Chatkevicius
Lipscomb, W	Dozier	Thornwell	Carrera	Kacinas	Chatkevicius
Western Carolina, W	Dozier	Thornwell	Carrera	Kacinas	Chatkevicius
USF, W	Dozier	Thornwell	Carrera	Kacinas	Chatkevicius
Drexel, W	Dozier	Thornwell	Carrera	Kacinas	Chatkevicius
at Clemson, W	Dozier	Thornwell	Carrera	Kacinas	Chatkevicius
vs. St. John's, W	Dozier	Thornwell	Carrera	Kacinas	Chatkevicius
Francis Marion, W	Dozier	Thornwell	Carrera	Kacinas	Chatkevicius
Memphis, W	Dozier	Thornwell	Carrera	Kacinas	Chatkevicius
at Auburn, W	Dozier	Thornwell	Carrera	Kacinas	Chatkevicius
Vanderbilt, W	Dozier	Thornwell	Carrera	Kacinas	Chatkevicius
at Alabama, L	Dozier	Thornwell	Carrera	Kacinas	Chatkevicius
Missouri, W	Dozier	Thornwell	Carrera	Kacinas	Chatkevicius
at Ole Miss, W	Dozier	Thornwell	Carrera	Kacinas	Chatkevicius
at Tennessee, L	Dozier	Thornwell	Carrera	Kacinas	Chatkevicius
Mississippi State, W	Dozier	Thornwell	Carrera	Kacinas	Chatkevicius
Alabama, W	Dozier	Thornwell	Carrera	Kacinas	Silva
at Georgia, L	Dozier	Thornwell	Carrera	Kacinas	Silva
at #8 Texas A&M, W	Dozier	Thornwell	Carrera	Kacinas	Silva
RV/RV LSU, W	Dozier	Thornwell	Carrera	Kacinas	Silva
22/21 Kentucky, L	Dozier	Thornwell	Carrera	Kacinas	Silva
at Missouri, L	Dozier	Thornwell	Carrera	Kacinas	Silva
Florida, W	Thornwell	Notice	Carrera	Kacinas	Chatkevicius
Tennessee, W	Thornwell	Notice	Carrera	Kacinas	Chatkevicius
at Miss. State, L	Thornwell	Notice	Carrera	Kacinas	Chatkevicius
Georgia, L	Thornwell	Notice	Carrera	Kacinas	Chatkevicius
at Arkansas, W	Dozier	Notice	Thornwell	Kacinas	Chatkevicius
vs. Georgia, L	Dozier	Notice	Thornwell	Kacinas	Chatkevicius
High Point, W	Thornwell	Notice	Carrera	Kacinas	Chatkevicius





**GAME 3 - CAROLINA 76, DEPAUL 61  
NOV. 20, 2015/ST. THOMAS, USVI**

**ST THOMAS, USVI** - Behind a career high 23 points from senior forward Mindaugas Kacinas, the South Carolina men's basketball team (3-0) posted a 76-61 victory over DePaul (1-2) in the opening round of the U.S. Virgin Islands Paradise Jam in St. Thomas on Friday night. Kacinas posted his first-career 20-point outing, behind a 10-of-15 effort from the free throw line and a 6-of-13 mark from the floor. The Gamecocks played solid defensively against the Blue Demons, holding DePaul to 36.5 percent from the floor, including 21.4 percent from 3-point range.

South Carolina jumped out to a 9-3 lead on a lay-in from junior guard Sindarius Thornwell and pushed the advantage to 16-9 on a two-handed dunk from classmate Duane Notice. Both teams struggled from the free throw line early, but DePaul clawed back and tied the contest at 16 on a made 3-point bucket and a pair of jumpers in the lane from Rashaun Stimpmege.

Kacinas carried the Gamecocks to halftime, scoring seven of the final 17 points, including five from the free throw line. Thornwell added four points during the final stretch and Notice beat the buzzer with a 3 from the corner to give Carolina a nine-point lead at the break, 37-28.

An off-balance tip-in and make from the foul line for Kacinas with 14:32 remaining in the contest saw the Gamecock lead grow to 15 at 49-37. The Blue Demons continued to chip away at the Carolina advantage, however, and pulled to within five on a pair of free throws from Myke Henry at the eight-minute mark.

Thornwell connected on a pair of makes from the line and senior forward Laimonas Chatkevicius and freshman guard PJ Dozier connected on consecutive lay-ups to push the Gamecock lead back to 14 with 6:22 remaining. The Blue Demons would not get closer than 13 the rest of the way, and the Gamecocks secured the 76-61 win.

**GAME 4 - CAROLINA 94, HOFSTRA 84  
NOV. 22, 2015/ST. THOMAS, USVI**

**ST THOMAS, USVI** - The South Carolina men's basketball team found itself in a shootout Sunday night, taking on a veteran Hofstra team in the semifinal of the Paradise Jam. The Pride came in fresh off an upset of Florida State and gave the Gamecocks all they could handle, but a season-best performance from the Garnet and Black offense would be too much to account for in a 94-84 win. Carolina (4-0) would see all five of its starters score 12 points or more, and the interior offense was a strong point all night long.

Despite the 10:30 p.m. local time tip, the offenses would be wide-awake early on. The Gamecocks enjoyed a 6-of-10 start overall from the field, but the Pride (3-1) countered with four 3s in the first five minutes to take a 14-13 lead into the first media timeout. A 13-2 run for Carolina in the ensuing four minutes of action would open the game up to 26-16. Facing a size disadvantage, Hofstra would settle for 3s but would not be able to maintain its hot start. A four-minute scoring drought starting from the 14:27 mark would help dig the early hole.

Hofstra would not go quietly, rediscovering its range to hang in down the stretch in the first half. Guard Juan'ya Green connected on five of his first six 3-point attempts and accounted for 19 of the team's first 32 points through the first 15 minutes of action. His fifth 3 brought the Gamecock lead down to six, 38-32. The lead would get all the way down to two, 41-39, but the Gamecocks scored the final five points of the half to take the 46-39 advantage into the break.

Mindaugas Kacinas would stay keyed in offensively, scoring 14 points in the first half to lead Carolina. Green would finish with 22 points for Hofstra. The Pride bombed in 18 3-point attempts in the first 20 minutes, hitting on eight. That long-distance commitment would hurt them inside, as the Gamecocks enjoyed a plus-10 rebounding margin and a 20-6 advantage in points in the paint.

During the halftime break, the lights in the UVI Sports & Fitness Center would malfunction due to a power surge, but the referees determined enough light was on the court to resume the game. Neither team would seem to mind, connecting on three shots apiece in the first three minutes of action. A pair of 3s from Ameen Tankley would keep the first-half narrative alive for Hofstra, who attempted just five two-point field goals in the first eight minutes of the second half.

Hofstra would hit its sixth 3 of the first nine minutes of action to take just its second lead of the game at 65-64. The Pride would start 6-of-9, but a Duane Notice 3 would give Carolina the lead back. Despite the shower of 3s, Carolina weathered the storm with an efficient offense that saw contributions from all over the lineup. PJ Dozier would have his best game yet as a Gamecock, scoring seven of his season-best 12 points in the second half, including a perfect 3-3 from the field in the half. The freshman added nine rebounds as well.

A 3 from Brian Bernardi cut Carolina's lead to 74-72 with seven minutes to play, but a 3 from Dozier and back-to-back scoring possessions from Chris Silva would help the Gamecocks extend back out to an 83-72 lead. It would ultimately be a 12-0 run for Carolina, as Hofstra would go 4-22 without a point to see its upset attempt wilt down the stretch. The Pride would kick up the pressure in the final two minutes of regulation, but a pair of dunks from Michael Carrera out of press-breaks would keep the game well out of reach.

**GAME 5 - CAROLINA 83, TULSA 75  
NOV. 23, 2015/ST. THOMAS, USVI**

**ST THOMAS, USVI** - The South Carolina men's basketball team will be coming home with a new addition to the trophy case Tuesday, after winning the 2015 Paradise Jam in convincing fashion Monday with a 83-75 win over Tulsa (4-1). Five Gamecocks would reach double figures, and a fast start would play a big role in moving the team's record now to 5-0. Sindarius Thornwell was named the tournament's MVP, and Mindaugas Kacinas would join him as an All-Tournament honoree.

The offense showed no hangover from a semifinal game the night before that featured 178 combined points. The Gamecocks started the game out on a 12-2 run in the first three minutes of play, punctuated by a 3 from Sindarius Thornwell. Tulsa cut the lead to 12-8, but Carolina went off again with another 17-4 run from there to go up 29-12 through the first 12 minutes of the game. The fast start was thanks in part to an 11-of-16 start from the field for Carolina, including all four 3-point attempts.

A veteran Tulsa team would not panic, though, and were able to chip away and got the deficit back down to single digits by the half-time break, 38-29. The Gamecock defense forced eight turnovers in the period and held the Golden Hurricanes to 31 percent from the field (9-of-29). Mindaugas Kacinas and Michael Carrera each had six points and five rebounds, Laimonas Chatkevicius led the team with nine points.

The Gamecocks hit their first four shots coming out of the half-time break and extended the lead back up to 14, 48-34, just three minutes into the half. Tulsa came back strong with a 14-4 run in less than four minutes to set a more tense tone that would carry through the remainder of the game. Tulsa's Shaquille Harrison was the comeback catalyst, scoring 15 of his team-high 20 points in the second half, and the Hurricanes would keep hanging around down the final ten minutes of action. Carolina was able to push the lead back up to ten on three different occasions, but could never pull away like it had in the first half.

After a pair of free throws from Chatkevicius pushed the lead up to 76-66 with three minutes to go, Tulsa would make its final push. James Woodard converted a three-point play with 2:30 to go to make it 76-69, then hit a pair of free throws with 34 seconds to bring it to five, 80-75. That would ultimately be the Hurricane's final points, as the Gamecocks made 3-of-4 free throws after Tulsa fouls to stop the clock, leading to the 83-75 final.

**GAME 3**



**Official Basketball Box Score - Game Totals - Final Statistics**  
**DePaul vs South Carolina**  
11/20/15 7:10 p.m. AST at St. Thomas, U.S. Virgin Islands

**DePaul 61 • 1-2**

#	Player	Total		3-Ptr		Rebounds		PF	TP	A	TO	Bk	Stl	Min	
		FG	FGA	FG	FGA	FT	FTA								Off
03	STIMAVE, Rashaun	f	2-4	0-0	0-0	0	1	4	4	0	0	1	0	15	
04	HENRY, Myke	f	2-6	0-1	2-2	3	2	5	4	6	0	4	1	20	
02	HAMILTON IV, Tommy	g	1-6	0-2	1-4	1	5	6	0	3	0	2	0	23	
05	GARRETT, Billy	g	2-6	0-2	1-7	0	2	3	11	4	2	0	0	29	
11	CAIN, Eli	g	2-10	0-1	1-2	3	3	6	2	5	1	0	0	17	
00	CURRINGTON, RJ	g	1-1	0-0	0-1	0	0	0	2	2	0	0	0	3	
01	WOOD, Darrick	g	5-11	1-4	3-4	0	2	2	4	14	0	1	2	25	
10	MOLIARI, David	g	0-0	0-0	0-0	0	0	0	0	0	0	0	0	1	
12	PHILLIPS, Develle	g	0-0	0-0	0-0	0	0	0	0	0	0	0	0	2	
13	DOLINS, Cory	g	0-0	0-0	0-0	0	0	0	0	0	0	0	0	1	
15	SIMPSON, Aaron	g	2-6	2-4	0-0	1	2	3	1	6	4	2	0	24	
23	GAZI, Erten	g	1-1	0-0	2-2	0	1	1	1	4	0	0	0	9	
25	BARRY, Umar	g	0-0	0-0	0-0	0	0	0	0	0	0	0	0	2	
30	RYCKBOSCH, Peter	g	1-1	0-0	3-5	2	2	4	2	5	0	1	0	20	
33	HANEL, Joe	g	0-0	0-0	1-2	0	0	0	4	1	0	0	0	9	
<b>Team</b>						3		33		27		61		9	
<b>Totals</b>		19-52		3-14		20-31		10		23		27		61	

FG % 1st Half: 9-23 39.1% 2nd Half: 10-29 34.5% Game: 19-52 36.5%  
3FG % 1st Half: 2-9 22.2% 2nd Half: 1-5 20.0% Game: 3-14 21.4%  
FT % 1st Half: 8-12 66.7% 2nd Half: 12-19 63.2% Game: 20-31 64.5%

**South Carolina 76 • 3-0**

#	Player	Total		3-Ptr		Rebounds		PF	TP	A	TO	Bk	Stl	Min	
		FG	FGA	FG	FGA	FT	FTA								Off
14	CHATKEVICIUS, L.	f	3-11	0-1	1-2	3	2	5	3	7	0	1	1	23	
24	CARRERA, Michael	f	2-3	1-1	2-2	2	5	7	3	7	4	1	0	27	
25	KACINAS, Mindaugas	g	6-13	1-5	10-15	4	1	5	2	23	1	2	0	33	
00	THORNWELL, Sindarius	g	4-10	0-1	2-3	3	7	10	3	10	3	3	0	31	
15	DOZIER, PJ	g	3-6	0-0	1-2	1	1	2	2	7	0	2	2	14	
01	STROMAN, Marcus	g	2-6	1-3	2-2	0	3	3	2	7	0	1	0	18	
02	DOBY, Raymond	g	0-0	0-0	0-0	0	0	0	3	0	0	1	0	1	
04	GREGORY, Jamall	g	0-0	0-0	0-0	0	0	0	0	0	0	0	0	1	
10	NOTICE, Duane	g	3-8	2-2	3-4	1	1	2	11	3	1	0	1	23	
20	MCKIE, Justin	g	0-0	0-0	0-0	0	1	1	0	0	0	0	0	8	
23	COBB, Eric	g	0-0	0-0	0-0	0	3	3	0	0	0	0	0	10	
30	SILVA, Chris	g	1-3	0-0	2-4	0	2	4	4	4	1	1	0	18	
<b>Team</b>						2		3		33		27		76	
<b>Totals</b>		24-60		5-13		23-34		16		27		43		200	

FG % 1st Half: 12-28 42.9% 2nd Half: 12-32 37.5% Game: 24-60 40.0%  
3FG % 1st Half: 3-7 42.9% 2nd Half: 2-6 33.3% Game: 5-13 38.5%  
FT % 1st Half: 10-17 58.8% 2nd Half: 13-17 76.5% Game: 23-34 67.6%

Officials: Les Jones, Nathan Farrell, Justin Porterfield  
Technical fouls: DePaul-None. South Carolina-None.  
Attendance: 2002  
2015 Paradise Jam Men's Basketball, Presented by Basketball Travelers

Score by periods	1st	2nd	Total	In	Off	2nd	Fast	Bench
DePaul	28	33	61	22	12	11	6	32
South Carolina	37	39	76	33	11	19	9	22

Lead - FG - DePaul 2nd-00:44, SC 2nd-04:07  
Largest lead - DePaul None, SC by 16:21-11.19  
DUPI led for 00:00. SC led for 38:50. Game was tied for 01:10.

**GAME 4**



**Official Basketball Box Score - Game Totals - Final Statistics**  
**Hofstra vs South Carolina**  
11/22/15 10:30p.m. AST at St. Thomas, U.S. Virgin Islands

**Hofstra 84 • 3-1**

#	Player	Total		3-Ptr		Rebounds		PF	TP	A	TO	Bk	Stl	Min	
		FG	FGA	FG	FGA	FT	FTA								Off
02	TANKSLEY, Ameen	f	7-13	4-7	0-2	0	3	3	3	18	3	1	1	32	
11	GUSTYS, Rokas	f	0-1	0-0	2-4	2	4	6	3	2	0	0	0	25	
12	KOON, Denton	f	3-7	1-2	0-0	1	2	3	4	7	4	1	0	23	
01	GREEN, Juan'ya	g	7-15	6-13	8-10	0	2	2	3	28	7	5	0	39	
04	BERNARDI, Brian	g	5-7	4-6	0-0	0	2	2	0	14	1	2	0	35	
00	NICHOLS, Malik	g	1-5	1-3	0-0	0	1	1	5	3	0	2	0	22	
03	WRIGHT-FOREMAN, J.	g	2-3	0-1	0-0	0	2	2	1	4	0	1	0	9	
04	BUJE, Desure	g	3-4	1-2	1-1	0	0	0	2	8	1	3	0	13	
04	WALKER, Andre	g	0-0	0-0	0-0	0	0	0	0	0	0	0	0	2	
<b>Team</b>						3		1		4		1		200	
<b>Totals</b>		28-55		17-34		11-17		6		17		23		84	

FG % 1st Half: 13-30 43.3% 2nd Half: 15-25 60.0% Game: 28-55 50.9%  
3FG % 1st Half: 8-18 44.4% 2nd Half: 9-16 56.3% Game: 17-34 50.0%  
FT % 1st Half: 5-10 50.0% 2nd Half: 6-7 85.7% Game: 11-17 64.7%

**South Carolina 94 • 4-0**

#	Player	Total		3-Ptr		Rebounds		PF	TP	A	TO	Bk	Stl	Min	
		FG	FGA	FG	FGA	FT	FTA								Off
14	CHATKEVICIUS, L.	f	8-14	0-0	1-3	3	2	5	1	17	1	0	3	28	
24	CARRERA, Michael	f	7-11	2-2	1-2	1	3	4	3	17	1	2	0	27	
25	KACINAS, Mindaugas	g	9-10	0-1	0-1	2	3	5	3	18	1	2	0	31	
00	THORNWELL, Sindarius	g	4-8	0-2	6-8	1	8	9	1	14	6	0	0	33	
15	DOZIER, PJ	g	5-10	2-6	0-1	4	5	9	3	12	2	3	0	26	
01	STROMAN, Marcus	g	0-1	0-0	1-0	1	0	1	4	2	0	0	1	15	
10	NOTICE, Duane	g	2-7	1-2	2-2	1	0	1	0	7	3	0	0	25	
23	COBB, Eric	g	1-2	0-0	0-0	0	0	0	1	2	0	0	0	4	
30	SILVA, Chris	g	1-5	0-0	5-6	3	3	2	7	7	0	2	0	11	
<b>Team</b>						2		4		18		94		16	
<b>Totals</b>		37-68		5-9		15-23		18		23		41		200	

FG % 1st Half: 18-38 47.4% 2nd Half: 19-30 63.3% Game: 37-68 54.4%  
3FG % 1st Half: 2-5 40.0% 2nd Half: 3-4 75.0% Game: 5-9 55.6%  
FT % 1st Half: 8-15 53.3% 2nd Half: 7-8 87.5% Game: 15-23 65.2%

Officials: Bryan Kersey, Justin Porterfield, Nathan Ferrall  
Technical fouls: Hofstra-None. South Carolina-None.  
Attendance: 1715  
2015 Paradise Jam Men's Basketball Tournament,  
Presented by Basketball Travelers

Score by periods	1st	2nd	Total	In	Off	2nd	Fast	Bench





















**GAME 33 - CAROLINA 88, HIGH POINT 66**  
**MARCH 15, 2016/COLONIAL LIFE ARENA**

**COLUMBIA, S.C.** - The South Carolina Gamecocks (25-8) matched the program record for wins in a season Tuesday night with an 88-66 win over High Point (21-11) to open competition in the NIT. A nearly unstoppable offensive performance from Laimonas Chatkevicius led the way, as the senior poured in 30 points and the team shot 60 percent overall in the game.

The Gamecocks were able to exploit a height advantage at nearly every position to take control of the game early inside. Chatkevicius scored six of the team's first nine points in the game and entered the halftime break with 14 on 7-of-8 shooting from the floor.

Carolina's offense was as efficient as it has been all season, the team's shooting percentage never dipped below 50 percent in the game and the only missed two shots or more in a row four times while hitting back-to-back field goals 12 different times in the game. High Point would switch up to a zone and trap defense to try and take away any rhythm, but the Gamecocks would appear unfazed by the different looks. It would be up to the Panthers' offense to get them back in the game, and they would do that and more in the final 10 minutes of the half.

In a span of just under six minutes starting with 8:13 to play, High Point made 10-of-11 field goals to cut the deficit down from 31-13 to 42-41 with 2:28 remaining. Of those 10 made field goals, six came from 3-point range. Despite the comeback, South Carolina would lead wire-to-wire and went to the break ahead 48-43. Along with Chatkevicius' 14 points, Sindarius Thornwell scored 10 points and Michael Carrera scored eight with seven rebounds in his first action since March 3.

The Gamecocks scored the first seven points out of the break to push back into double figures, but High Point used the 3 to remain within striking distance at 57-52 with 15 minutes to play. The Panther offense would stagnate from that point on, though, and a crippling eight-minute scoring drought would put the game out of reach. High Point missed 10-straight shots in that stretch and committed six turnovers, and when the dust settled the Gamecocks reeled off 20 unanswered points and topped out at its largest lead of the night with an 88-62 lead with 2:40 to play.

The second half would be all about Chatkevicius and Thornwell. The duo combined to score 26 of the team's 40 points in the period. Laimonas went 8-of-8 from the field over 13 second-half minutes to finish 15-of-16 for the game and set a new career-high of 30 points. After an early miss in the first half, he made 13-straight field goals to tie a program record set back in 1979 by Cedrick Hordges.

The Gamecock offense was efficient inside and out all night, finishing the game at 60 percent as a team. It was the first time since 2005 that a Gamecock team made 60 percent of its shots or better in a game, and the 25 total assists are a season high for the team. It wasn't just putting the ball through the hoop that Carolina excelled at for the night. The Gamecocks also held sizable advantages in rebounds (39-25) and assists (25-14), and committed just nine turnovers all night.

**GAME 33**



Official Basketball Box Score - Game Totals - Final Statistics  
**High Point vs South Carolina**  
 3/15/16 7 p.m. ET at Columbia, S.C. (Colonial Life Arena)

**High Point 66 • 21-11**

#	Player	Total			3-Ptr			Rebounds			PF	TP	A	TO	Blk	Stl	Min
		FG	FGA	FT	FTA	Off	Def	Tot									
15	CUGINI, Lorenzo	f	3-12	3-9	0-0	0	2	2	1	9	2	3	0	1	27		
33	BOWMAN JR, Miles	f	2-10	0-1	1-2	1	2	3	1	5	0	1	0	0	25		
02	WHITE, Austin	g	5-9	4-7	1-1	0	1	1	1	15	1	2	0	0	25		
03	FOX, Andre	g	4-10	2-5	0-0	1	1	2	3	10	0	0	0	1	24		
11	MCINTYRE, Hailshen	g	2-7	1-2	2-2	0	1	1	1	7	2	0	0	1	24		
05	BARBER, DeAndre	g	0-1	0-0	0-0	0	0	0	1	0	2	0	0	0	10		
10	THOMPSON, Tarique	g	1-1	0-0	0-0	2	0	2	0	2	0	1	0	0	9		
12	PEREZ-LAHAM, Jorge	g	0-1	0-1	0-0	0	0	0	1	0	0	0	0	0	2		
20	JAMES, K.J.	g	0-0	0-0	0-0	0	1	1	0	0	1	0	0	0	3		
21	WHITEHEAD, Jordan	g	1-1	0-0	0-0	1	0	1	0	2	0	0	0	0	4		
24	LINDAUER, Anthony	g	3-5	2-4	2-2	1	2	3	2	10	6	2	0	1	29		
25	MADISON, Ricky	g	0-1	0-1	5-8	1	3	4	3	5	0	1	0	1	16		
35	GOODING, Dexter	g	0-0	0-0	1-3	0	0	0	1	0	0	0	0	0	2		
<b>Team</b>						4	1	5									
<b>Totals</b>			21-58	12-30	12-18	11	14	25	14	66	14	10	0	5	200		

FG % 1st Half: 14-31 45.2% 2nd half: 7-27 25.9% Game: 21-58 36.2% Deadball Rebounds 3-2  
 3FG % 1st Half: 7-15 46.7% 2nd half: 5-15 33.3% Game: 12-30 40.0%  
 FT % 1st Half: 8-9 88.9% 2nd half: 4-9 44.4% Game: 12-18 66.7%

**South Carolina 88 • 25-8**

#	Player	Total			3-Ptr			Rebounds			PF	TP	A	TO	Blk	Stl	Min
		FG	FGA	FT	FTA	Off	Def	Tot									
14	CHATKEVICIUS, L	f	15-16	0-0	0-0	2	3	5	2	30	2	0	2	1	26		
24	CARRERA, Michael	f	6-11	0-3	0-0	2	9	11	0	12	1	0	3	1	22		
25	KACINAS, Mindaugas	f	5-6	1-1	0-0	0	1	1	2	11	1	1	2	0	29		
00	THORNWELL, Sindarius	g	8-13	4-6	0-0	0	5	5	2	20	7	2	2	2	32		
10	NOTICE, Duane	g	1-7	1-7	2-2	2	2	4	1	5	7	1	0	1	35		
02	DOBY, Raymond	g	1-1	0-0	0-0	3	1	4	0	2	0	1	1	0	16		
15	DOZIER, PJ	g	1-8	0-3	1-3	1	4	5	0	3	5	2	0	0	22		
20	MCKIE, Justin	g	2-3	1-1	0-0	0	3	3	5	5	2	2	0	0	14		
31	HOLLIMAN, Jarrell	g	0-0	0-0	0-0	0	0	0	1	0	0	0	0	0	4		
<b>Team</b>						1	0	1									
<b>Totals</b>			39-65	7-21	3-5	11	28	39	13	88	25	9	10	5	200		

FG % 1st Half: 21-37 56.8% 2nd half: 18-28 64.3% Game: 39-65 60.0% Deadball Rebounds 1-1  
 3FG % 1st Half: 4-13 30.8% 2nd half: 3-8 37.5% Game: 7-21 33.3%  
 FT % 1st Half: 2-2 100.0 2nd half: 1-3 33.3% Game: 3-5 60.0%

Officials: Mike Roberts, Raymond Styons, Matt Potter  
 Technical fouls: High Point-None. South Carolina-None.  
 Attendance: 2556  
 2016 NIT First Round

Score by periods	1st	2nd	Total
High Point	43	23	66
South Carolina	48	40	88

	In	Off	2nd	Fast
Points	10	10	10	5
HPU	10	10	10	5
SC	58	19	16	15

Last FG - HPU 2nd-00:22, SC 2nd-03:09. Score tied - 0 times.  
 Largest lead - HPU None, SC by 26 2nd-02:40. Lead changed - 0 times.  
 HPU led for 00:00, SC led for 39:43, Game was tied for 00:17.



# #24 - MICHAEL CARRERA

SENIOR | FORWARD | 6'5" | 214 | 3 LETTERS

ANZOÁTEGUI, VENEZUELA/MONTROSE CHRISTIAN SCHOOL

## SEASON NOTABLES

- Team's top returning rebounder after collecting 5.7 per game last season
- Has led the team in rebounding all three of his seasons at South Carolina, including a career high 7.2 per game during his rookie season (2012-13)
- Led team with four assists vs. DePaul, adding seven points and seven rebounds in 27 minutes
- Posted a season high with 17 points, adding four rebounds and two blocks in win vs. Hofstra
- Came a rebound shy of a double-double against Tulsa, with 16 points and nine rebounds in 29 minutes
- Scored 13 with four assists and a team-high three steals vs. Lipscomb
- Scored nine of his 16 points against Western Carolina during a game-changing 19-0 run in the first half
- Led the team with a season-high 19 points in a win over USF, with three steals over 32 minutes
- Reached double figures in scoring for the fifth-straight game, scoring 10 with a pair of blocks vs. Drexel
- Passed 800 career points in the win over Clemson, highlighted by a pair of critical 3s in the first half
- Finished with his seventh career double-double after totaling 16 points with 12 rebounds against St. John's
- Put up another double-double against Memphis, with 16 points and 11 rebounds in 28 minutes
- Was a bright spot in the team's loss at Alabama, racking up his third double-double in a six-game span
- Foul trouble vs. Missouri, but scored seven points with five rebounds and three assists
- Scored a season-high 19 points in the overtime win at Ole Miss, scoring 17 in the second half and overtime
- Came one point shy of his career high, but set new personal bests in field goals made (8) at Tennessee
- Erupted for a career-high 34 points and 15 rebounds vs. Miss. State, becoming the first Gamecock to have a 30-10 game since Terry Dozier in 1987. He set career highs in five other categories in the win
- Went for back-to-back double-doubles after posting 20 points and 11 rebounds in a win over Alabama
- Third-straight double-double with 11 points and 10 rebounds in loss at Georgia
- Went 6-of-6 from the field with a career-high five 3-pointers, and passed 1,000 career points at Texas A&M
- Scored 14 second-half points against LSU despite being limited to 20 total minutes due to foul trouble
- Recorded his seventh double-double of the season against Kentucky, with 25 point and 10 rebounds in 29 minutes
- Finished with 14 points and 10 rebounds at Missouri
- Helped the team edge Florida in overtime, with 20 points, 15 rebounds, three blocks and three steals in 43 minutes of action
- 10th double-double of the season with 16 points and team high 10 rebounds in win vs. Tennessee
- Pulled down eight rebounds to go along with six points in loss at Mississippi State on Feb. 27
- Scored 13 points in 35 minutes of playing time on senior night vs. Georgia
- Returned to the court in NIT win vs. High Point, posting 11th double-double of the season with 12 points and 11 rebounds

## CARRERA'S CAREER HIGHS

### Points

Career 34, vs. Mississippi State (Jan. 26, 2016)  
 Season 34, vs. Mississippi State (Jan. 26, 2016)

### Field Goals

Career 10, vs. Mississippi State (Jan. 26, 2016)  
 Season 10, vs. Mississippi State (Jan. 26, 2016)

### Field Goal Attempts

Career 21, vs. Georgia (March 3, 2016)  
 Season 21, vs. Georgia (March 3, 2016)

### 3-Point Field Goals

Career 5, at Texas A&M (Feb. 6, 2016)  
 Season 5, at Texas A&M (Feb. 6, 2016)

### 3-Point Field Goal Attempts

Career 10, vs. Georgia (March 3, 2016)  
 Season 10, vs. Georgia (March 3, 2016)

### Free Throws

Career 12, twice, last vs. Alabama (Jan. 30, 2016)  
 Season 12, twice, last vs. Alabama (Jan. 30, 2016)

### Free Throw Attempts

Career 15, twice, last vs. Kentucky (Feb. 13, 2016)  
 Season 15, twice, last vs. Kentucky (Feb. 13, 2016)

### Rebounds

Career 15, 3x, last vs. Florida (Feb. 20, 2016)  
 Season 15, twice, last vs. Florida (Feb. 20, 2016)

### Assists

Career 5, vs. Auburn (Jan. 12, 2013)  
 Season 4, vs. DePaul (Nov. 20, 2015)

### Blocks

Career 4, twice, last vs. Alabama (Feb. 15, 2014)  
 Season 3, 5x, last vs. High Point (March 15, 2016)

### Steals

Career 4, at Texas A&M (Jan. 15, 2014)  
 Season 3, 4x, last vs. Georgia (March 3, 2016)

### Minutes Played

Career 43, vs. Florida (Feb. 20, 2016)  
 Season 43, vs. Florida (Feb. 20, 2016)

## 2015-16

Opponent	Date	GS	Min	FG-FGA	Pct	3FG-3FGA	Pct	FT-FTA	Pct	Off	Def	Tot	Avg	PF	FO	A	TO	Blk	Stl	Pts	Avg	
Norfolk State	11/14/15	*	26	1-8	.125	1-4	.250	1-2	.500	1	5	6	6.0	1	0	1	2	1	1	4	4.0	
Oral Roberts	11/16/15	*	15	3-5	.600	0-0	.000	2-2	1.000	2	4	6	6.0	3	0	2	0	0	1	8	6.0	
vs. DePaul	11/20/15	*	27	2-3	.667	1-1	1.000	2-2	1.000	2	5	7	6.3	3	0	4	1	0	0	7	6.3	
vs. Hofstra	11/22/15	*	27	7-11	.636	2-2	1.000	1-2	.500	1	3	4	5.8	3	0	1	1	2	0	17	9.0	
vs. Tulsa	11/23/15	*	29	6-10	.600	1-2	.500	3-4	.750	4	5	9	6.4	4	0	2	0	0	0	16	10.4	
Lipscomb	11/27/15	*	21	4-6	.667	2-3	.667	3-3	1.000	1	3	4	6.0	4	0	1	3	1	3	13	10.8	
Western Carolina	11/30/15	*	26	4-7	.571	3-4	.750	5-5	1.000	0	2	2	5.4	1	0	2	2	2	2	16	11.6	
USF	12/5/15	*	32	5-11	.455	3-6	.500	6-8	.750	0	7	7	5.6	2	0	1	3	1	3	19	12.5	
Drexel	12/15/15	*	19	4-6	.667	0-0	.000	2-3	.667	0	3	3	5.3	4	0	0	0	2	1	10	12.2	
at Clemson	12/18/15	*	27	5-9	.556	2-3	.667	2-2	1.000	4	2	6	5.4	3	0	1	1	1	0	14	12.4	
vs. St. John's	12/22/15	*	30	6-10	.600	3-4	.750	1-1	1.000	3	9	12	6.0	4	0	3	2	0	1	16	12.7	
Francis Marion	12/30/15	*	16	2-8	.250	1-5	.200	0-0	.000	0	2	2	5.7	2	0	2	3	0	1	5	12.1	
Memphis	1/2/16	*	28	4-11	.364	2-3	.667	6-9	.667	5	6	11	6.1	4	0	1	3	1	0	16	12.4	
at Auburn	1/5/16	*	23	4-9	.444	1-4	.250	3-5	.600	1	6	7	6.1	3	0	0	2	0	2	12	12.4	
Vanderbilt	1/9/16	*	21	1-5	.200	0-2	.000	2-4	.500	2	6	8	6.3	5	1	1	2	1	0	4	11.8	
at Alabama	1/13/16	*	32	5-10	.500	2-5	.400	2-2	1.000	1	9	10	6.5	2	0	1	4	1	1	14	11.9	
Missouri	1/16/16	*	24	1-7	.142	0-6	.000	5-6	.833	1	4	5	6.4	4	0	3	1	0	1	7	11.6	
at Ole Miss	1/19/16	*	30	6-8	.750	0-0	.000	7-8	.875	3	6	9	6.6	2	0	2	2	0	0	19	12.1	
at Tennessee	1/23/16	*	28	8-14	.571	2-4	.500	4-4	1.000	2	6	8	6.6	2	0	0	2	0	0	22	12.6	
Mississippi State	1/26/16	*	37	10-16	.625	2-3	.667	12-15	.800	3	12	15	7.1	2	0	0	3	3	1	34	13.7	
Alabama	1/30/16	*	31	3-12	.250	2-5	.400	12-14	.857	5	6	11	7.2	3	0	3	3	1	2	20	14.0	
at Georgia	2/2/16	*	37	4-12	.333	2-5	.400	1-3	.333	2	8	10	7.4	5	1	0	4	3	0	11	13.8	
Texas A&M	2/6/16	*	36	6-6	1.000	5-5	1.000	3-7	.429	1	3	4	7.2	1	0	2	1	0	0	20	14.1	
LSU	2/10/16	*	20	6-9	.667	1-2	.500	3-4	.750	2	4	6	7.2	3	0	0	1	0	1	2	16	14.2
Kentucky	2/13/16	*	29	6-13	.461	2-6	.333	11-15	.733	4	6	10	7.3	2	0	1	1	3	0	25	14.6	
at Missouri	2/16/16	*	29	4-11	.364	1-4	.250	5-6	.833	3	7	10	7.4	4	0	0	2	1	1	14	14.6	
Florida	2/20/16	*	43	6-19	.316	4-8	.500	4-6	.667	6	9	15	7.7	0	0	3	3	3	3	20	14.8	
Tennessee	2/24/16	*	30	6-15	.400	2-7	.285	2-5	.400	2	8	10	7.8	3	0	2	4	0	0	16	14.8	
at Mississippi State	2/27/16	*	28	1-8	.125	1-4	.250	3-4	.750	3	5	8	7.8	1	0	0	3	1	1	6	14.5	
Georgia	3/3/16	*	35	5-21	.238	1-10	.100	2-2	1.000	1	4	5	7.7	3	0	0	0	0	3	13	14.5	
at Arkansas	3/5/16	-	-	-	-	-	-	-	-	-	-	-	-	-	-	-	-	-	-	-	-	
vs. Georgia	3/11/16	-	-	-	-	-	-	-	-	-	-	-	-	-	-	-	-	-	-	-	-	
High Point	3/15/16	*	22	6-11	.545	0-3	.000	0-0	.000	2	9	11	7.8	0	0	1	0	3	1	12	14.4	
Georgia Tech	3/21/16	-	-	-	-	-	-	-	-	-	-	-	-	-	-	-	-	-	-	-	-	

## CAREER STATISTICS

Season	GP-GS	Min	Avg	FG	FGA	Pct	3FG	3FGA	Pct	FT	FTA	Pct	Off	Def	Tot	Avg	PF	FO	Ast	TO	Blk	Stl	Pts	Avg
2012-13	27-22	572	21.2	89	201	.443	7	20	.350	83	112	.741	80	115	195	7.2	85	5	17	51	17	9	268	9.9
2013-14	33-20	649	19.7	64	169	.379	7	30	.233	63	100	.630	76	110	186	5.6	87	1	17	38	32	26	198	6.0
2014-15	30-21	635	21.2	70	167	.419	12	39	.308	62	88	.705	65	107	172	5.7	88	3	12	32	20	12	214	7.1
2015-16	31-31	858	27.7	141	311	.453	49	120	.408	115	153	.752	67	174	241	7.8	83	2	40	58	32	31	446	14.4
<b>Totals</b>	<b>121-94</b>	<b>2714</b>	<b>22.4</b>	<b>364</b>	<b>848</b>	<b>.429</b>	<b>75</b>	<b>209</b>	<b>.359</b>	<b>323</b>	<b>453</b>	<b>.713</b>	<b>288</b>	<b>506</b>	<b>794</b>	<b>6.6</b>	<b>343</b>	<b>11</b>	<b>86</b>	<b>179</b>	<b>101</b>	<b>78</b>	<b>1126</b>	<b>9.3</b>

## CAREER SEC STATISTICS

Season	GP-GS	Min	Avg	FG	FGA	Pct	3FG	3FGA	Pct	FT	FTA	Pct	Off	Def	Tot	Avg	PF	FO	Ast	TO	Blk	Stl	Pts	Avg
2013	18-15	394	21.9	59	139	.424	5	15	.333	53	74	.716	54	77	131	7.3	57	4	11	32	8	8	176	9.8
2014	18-14	395	21.9	34	90	.378	3	13	.231	32	55	.582	49	69	118	6.6	52	1	9	18	19	16	103	5.7
2015	18-13	404	22.4	43	101	.426	7	24	.292	40	51	.784	46	69	107	6.4	54	2	9	21	12	6	133	7.4
2016	17-17	513	30.2	82	195	.421	28	80	.350	81	110	.736	42	109	151	8.9	45	2	18	37	18	17	273	16.1
<b>Totals</b>	<b>71-59</b>	<b>1707</b>	<b>24.0</b>	<b>218</b>	<b>525</b>	<b>.415</b>	<b>43</b>	<b>132</b>	<b>.326</b>	<b>206</b>	<b>290</b>	<b>.710</b>	<b>191</b>	<b>324</b>	<b>515</b>	<b>7.3</b>	<b>208</b>	<b>9</b>	<b>47</b>	<b>108</b>	<b>57</b>	<b>47</b>	<b>685</b>	<b>9.6</b>



# #14 - LAIMONAS CHATKEVICIUS

SENIOR | FORWARD | 6'11" | 245 | 3 LETTERS

KLAIPEDA, LITHUANIA/SOUTH KENT SCHOOL (CONN.)

## SEASON NOTABLES

- Put together best season of his career during junior campaign, nearly doubling season scoring average and more than doubling blocked shots
- 1.3 blocks per game as a junior ranked eighth in the SEC
- 13 points with four rebounds, one assist and one block in 21 minutes in the opener vs. Norfolk State
- Erupted for 19 second-half points to set a new career high of 27 in a win over Oral Roberts
- Seven points and five rebounds, including three offensive boards, in win vs. DePaul
- Tallied 17 points and five rebounds along with a team high three blocks in win vs. Hofstra
- Scored 17 points in 27 minutes of play against Tulsa in the Paradise Jam finale
- Led the team for the second-straight game, posting his fifth double-figure outing of the season with 17 points vs. Lipscomb; a perfect 7-of-7 from the floor vs. the Bisons
- Finished with three blocks to go with nine points against Drexel
- Scored in double figures for the first time since Nov. 27, finishing with 11 against St. John's
- Battled through foul trouble to provide nine points and six rebounds in the second half against Memphis
- Played 28 minutes and recorded his first double-double of the season at Auburn (12 points, 10 rebounds)
- Tallied 10 points to go along with a team best two blocks and seven rebounds in win vs. Missouri
- Went for his second double-double of the conference season at Ole Miss, finishing with 17 points and 10 rebounds while playing a career-high 35 minutes
- Scored eight points with four rebounds off the bench in just 11 minutes vs. Alabama
- Moved back into the starting lineup and set a career high with 36 minutes vs. Florida, scoring 13 points/key assist on full court pass to Thornwell late in the game to help force overtime
- 12 points, six rebounds and matched a season high with two steals in home win vs. Tennessee
- 9 points and seven rebounds in loss at Mississippi State
- Scored eight points with seven rebounds on senior night vs. Georgia
- Shot a perfect 5-of-5 from the field at Arkansas, finishing with 11 points and six rebounds in 20 minutes
- Scored 14 points with nine rebounds in the team's SEC quarterfinal against Georgia
- Career game vs. High Point in the NIT, scored first-career 30-point game, also 15-of-16 from the floor

## CHATKEVICIUS' CAREER HIGHS

### Points

Career 30, vs. High Point (March 15, 2016)

Season 30, vs. High Point (March 15, 2016)

### Field Goals

Career 15, vs. High Point (March 15, 2016)

Season 15, vs. High Point (March 15, 2016)

### Field Goal Attempts

Career 16, twice, last vs. High Point (March 15, 2016)

Season 16, twice, last vs. High Point (March 15, 2016)

### 3-Point Field Goals

Career 2, twice, last vs. Oral Roberts (Nov. 16, 2015)

Season 2, vs. Oral Roberts (Nov. 16, 2015)

### 3-Point Field Goal Attempts

Career 3, twice, last vs. Florida (Feb. 20, 2016)

Season 3, twice, last vs. Florida (Feb. 20, 2016)

### Free Throws

Career 8, vs. Arkansas (March 13, 2014)

Season 7, twice, last at Ole Miss (Jan. 19, 2016)

### Free Throw Attempts

Career 11, vs. Oral Roberts (Nov. 16, 2015)

Season 11, vs. Oral Roberts (Nov. 16, 2015)

### Rebounds

Career 13, vs. UNC Asheville (Nov. 26, 2014)

Season 10, twice, last at Ole Miss (Jan. 19, 2016)

### Assists

Career 4, vs. Jacksonville (Dec. 7, 2012)

Season 3, vs. Florida (Feb. 20, 2016)

### Blocks

Career 3, 8x, last vs. Drexel (Dec. 15, 2015)

Season 3, twice, last vs. Drexel (Dec. 15, 2015)

### Steals

Career 3, at Tennessee (Feb. 8, 2014)

Season 2, 5x, last vs. Georgia (March 3, 2016)

### Minutes Played

Career 36, vs. Florida (Feb. 20, 2016)

Season 36, vs. Florida (Feb. 20, 2016)

## 2015-16

Opponent	Date	GS	Min	FG-FGA	Pct	3FG-3FGA	Pct	FT-FTA	Pct	Off	Def	Tot	Avg	PF	FO	A	TO	Blk	Stl	Pts	Avg
Norfolk State	11/14/15	*	21	5-8	.625	0-1	.000	3-3	1.000	3	1	4	4.0	2	0	1	0	1	0	13	13.0
Oral Roberts	11/16/15	*	25	9-14	.643	2-3	.667	7-11	.636	4	2	6	5.0	3	0	0	0	1	1	27	20.0
vs. DePaul	11/20/15	*	23	3-11	.272	0-1	.000	1-2	.500	3	2	5	5.0	3	0	0	1	1	0	7	15.7
vs. Hofstra	11/22/15	*	28	8-14	.571	0-0	.000	1-3	.333	3	2	5	5.0	1	0	1	0	3	1	17	16.0
vs. Tulsa	11/23/15	*	27	6-10	.600	1-1	1.000	4-4	1.000	0	3	3	4.6	4	0	0	0	1	1	17	16.2
Lipscomb	11/27/15	*	24	7-7	1.000	0-0	.000	3-3	1.000	1	2	3	4.3	3	0	1	2	1	1	17	16.3
Western Carolina	11/30/15	*	21	3-7	.429	0-0	.000	0-0	.000	1	4	5	4.4	2	0	1	2	1	0	6	14.9
USF	12/5/15	*	19	2-5	.400	0-1	.000	0-2	.000	1	4	5	4.5	2	0	2	1	0	2	4	13.5
Drexel	12/15/15	*	21	4-5	.800	1-2	.500	0-1	.000	1	2	3	4.3	3	0	1	3	3	0	9	13.0
at Clemson	12/18/15	*	20	1-2	.500	0-0	.000	2-3	.667	0	2	2	4.1	3	0	2	4	1	0	4	12.1
vs. St. John's	12/22/15	*	20	5-8	.625	1-1	1.000	0-0	.000	2	3	5	4.2	4	0	1	5	0	2	11	12.0
Francis Marion	12/30/15	*	11	0-1	.000	0-0	.000	0-0	.000	1	2	3	4.1	0	0	1	1	1	0	0	11.0
Memphis	1/2/16	*	13	2-6	.333	0-1	.000	5-6	.833	3	3	6	4.2	4	0	0	2	2	0	9	10.8
at Auburn	1/5/16	*	28	5-9	.556	0-2	.000	4-6	.667	4	6	10	4.6	1	0	0	4	0	0	12	10.9
Vanderbilt	1/9/16	*	22	4-7	.571	0-1	.000	1-2	.500	2	2	4	4.6	3	0	1	2	1	2	9	10.8
at Alabama	1/13/16	*	18	3-7	.429	0-2	.000	0-0	.000	3	0	3	4.5	2	0	0	4	0	0	6	10.5
Missouri	1/16/16	*	32	4-8	.500	0-0	.000	2-4	.500	2	5	7	4.6	2	0	1	3	2	0	10	10.5
at Ole Miss	1/19/16	*	35	5-9	.556	0-0	.000	7-7	1.000	5	10	15	4.9	3	0	0	0	1	1	17	10.8
at Tennessee	1/23/16	*	24	2-6	.333	0-1	.000	4-5	.800	3	1	4	4.9	3	0	1	2	1	1	8	10.7
Mississippi State	1/26/16	*	14	2-4	.500	0-1	.000	0-0	.000	0	2	2	4.8	3	0	2	1	0	4	10.4	
Alabama	1/30/16	*	11	3-5	.600	0-1	.000	2-4	.500	2	2	4	4.7	0	0	1	0	0	0	8	10.2
at Georgia	2/2/16	*	22	2-4	.500	1-1	1.000	2-2	1.000	0	1	1	4.5	3	0	1	1	1	0	7	10.1
Texas A&M	2/6/16	*	16	2-5	.400	0-0	.000	0-0	.000	0	3	3	4.5	2	0	1	3	0	0	4	9.8
LSU	2/10/16	*	20	2-5	.400	0-1	.000	2-2	1.000	1	3	4	4.5	4	0	1	1	1	0	6	9.7
Kentucky	2/13/16	*	13	1-4	.250	0-0	.000	2-4	.500	2	0	2	4.4	2	0	0	0	1	0	4	9.4
at Missouri	2/16/16	*	19	1-7	.143	0-1	.000	2-2	1.000	2	1	3	4.3	5	1	0	3	0	0	4	9.2
Florida	2/20/16	*	36	6-16	.375	1-3	.333	0-0	.000	4	1	5	4.3	1	0	3	1	0	0	13	9.4
Tennessee	2/24/16	*	28	6-10	.600	0-1	.000	0-0	.000	2	4	6	4.4	1	0	0	1	1	2	12	9.5
at Mississippi State	2/27/16	*	27	4-6	.667	0-0	.000	1-1	1.000	2	5	7	4.5	1	0	0	4	1	1	9	9.4
Georgia	3/3/16	*	35	3-11	.273	0-0	.000	2-2	1.000	5	2	7	4.6	2	0	2	1	1	2	8	9.4
at Arkansas	3/5/16	*	20	5-5	1.000	0-0	.000	1-1	1.000	2	4	6	4.6	3	0	0	1	1	0	11	9.5
vs. Georgia	3/11/16	*	24	6-10	.600	0-0	.000	2-2	1.000	4	5	9	4.8	4	0	0	3	0	0	14	9.6
High Point	3/15/16	*	26	15-16	.937	0-0	.000	0-0	.000	2	3	5	4.8	2	0	2	0	2	1	30	10.2
Georgia Tech	3/21/16																				

## CAREER STATISTICS

Season	GP-GS	Min	Avg	FG	FGA	Pct	3FG	3FGA	Pct	FT	FTA	Pct	Off	Def	Tot	Avg	PF	FO	Ast	TO	Blk	Stl	Pts	Avg
2012-13	23-10	304	13.2	38	85	.447	3	10	.300	22	36	.611	28	46	74	3.2	42	1	12	32	13	3	101	4.4
2013-14	33-1	426	12.9	65	121	.537	0	1	.000	29	42	.690	40	94	134	4.1	78	2	13	32	20	13	159	4.8
2014-15	33-26	753	22.8	118	237	.498	8	27	.296	40	55	.727	52	120	172	5.2	74	2	21	45	44	11	284	8.6
2015-16	33-27	732	22.2	136	252	.540	7	26	.269	58	79	.734	70	87	157	4.8	81	1	25	57	31	18	337	10.2
<b>Totals</b>	<b>122-64</b>	<b>2215</b>	<b>18.2</b>	<b>357</b>	<b>695</b>	<b>.514</b>	<b>18</b>	<b>64</b>	<b>.281</b>	<b>149</b>	<b>212</b>	<b>.703</b>	<b>190</b>	<b>347</b>	<b>537</b>	<b>4.4</b>	<b>275</b>	<b>6</b>	<b>71</b>	<b>166</b>	<b>108</b>	<b>45</b>	<b>881</b>	<b>7.2</b>

## CAREER SEC STATISTICS

Season	GP-GS	Min	Avg	FG	FGA	Pct	3FG	3FGA	Pct	FT	FTA	Pct	Off	Def	Tot	Avg	PF	FO	Ast	TO	Blk	Stl	Pts	Avg
2013	15-10	214	14.3	23	59	.390	2	7	.286	19	28	.679	17	35	52	3.5	30	1	5	22	11	2	67	4.5
2014	18-1	241	13.4	36	64	.563	0	1	.000	10	17	.588	19	53	72	4.0	51	2	9	22	12	9	82	4.6
2015	18-16	418	23.2	57	125	.456	4	17	.235	21	29	.724	25	64	89	4.9	46	1	13	19	22	5	139	7.7
2016	18-12	409	22.7	60	128	.469	2	15	.133	30	39	.769	41	47	88	4.9	41	1	12	33	13	9	152	8.4
<b>Totals</b>	<b>69-39</b>	<b>1282</b>	<b>18.6</b>	<b>176</b>	<b>376</b>	<b>.468</b>	<b>8</b>	<b>40</b>	<b>.200</b>	<b>80</b>	<b>113</b>	<b>.708</b>	<b>102</b>	<b>199</b>	<b>301</b>	<b>4.4</b>	<b>168</b>	<b>5</b>	<b>39</b>	<b>96</b>	<b>5</b>			



# #25 - MINDAUGAS KACINAS

SENIOR | FORWARD | 6'7" | 229 | 3 LETTERS

KLAIPEDA, LITHUANIA/WORD OF LIFE FIRE TRADITIONAL SCHOOL

## SEASON NOTABLES

- Averaged 2.3 offensive rebounds per game as a junior
- Earned the start in the opener vs. Norfolk State, posting eight points, with four rebounds and two assists in 28 minutes
- Recorded his fourth career double double in a win over Oral Roberts, with 13 rebounds with 12 points.
- Scored a career high with 23 points, while hitting career marks with 10 makes at the foul line on 13 attempts, to lead Gamecocks in win vs. DePaul
- Led the Gamecocks with 18 points and five rebounds in win vs. Hofstra at the Paradise Jam
- Scored 11 points with eight rebounds against Tulsa, and earned a spot on the Paradise Jam all-tournament team for his efforts through the week
- Another steady performance vs. Lipscomb, scoring 15 points with six rebounds and a block; hit 7-of-10 from the floor vs. the Bisons
- Recorded his fifth career double-double against Western Carolina, hitting 8-of-11 attempts with 11 rebounds
- Played a career-high 37 minutes against Clemson, scoring 10 points with four rebounds
- Scored 12 points of 5-of-8 shooting against Francis Marion
- Hit five field goals for 13 points to go with four rebounds in the win over Vanderbilt
- 14 points to go along with five rebounds and two blocks in win vs. Missouri
- Scored 10 points of 5-of-6 field goals in the win at Ole Miss
- Finished with his third double-digit rebounding effort of the season against Miss. State, pulling in 10
- Hit a pair of 3s and scored 11 points total in the road win at Texas A&M
- Came through with a big game in the overtime win vs. Florida, scoring 14 points with seven rebounds
- Foul trouble early, but tallied double digits with 11 points in win vs. Tennessee
- Nine points and six rebounds in loss at Mississippi State
- Shined on senior night, scoring 21 points behind a career-high five 3-pointers; it was his third 20-point game of 2015-16 and he also eclipsed 3,000 career minutes in the game
- 11 points in NIT win vs. High Point, hitting 5-of-6 from the floor in the win

## KACINAS' CAREER HIGHS

### Points

Career 23, vs. DePaul (Nov. 20, 2015)  
Season 23, vs. DePaul (Nov. 20, 2015)

### Field Goals

Career 9, vs. Hofstra (Nov. 22, 2015)  
Season 9, vs. Hofstra (Nov. 22, 2015)

### Field Goal Attempts

Career 13, vs. DePaul (Nov. 20, 2015)  
Season 13, vs. DePaul (Nov. 20, 2015)

### 3-Point Field Goals

Career 5, vs. Georgia (March 3, 2016)  
Season 5, vs. Georgia (March 3, 2016)

### 3-Point Field Goal Attempts

Career 7, vs. Georgia (March 3, 2016)  
Season 7, vs. Georgia (March 3, 2016)

### Free Throws

Career 10, vs. DePaul (Nov. 20, 2015)  
Season 10, vs. DePaul (Nov. 20, 2015)

### Free Throw Attempts

Career 15, vs. DePaul (Nov. 20, 2015)  
Season 15, vs. DePaul (Nov. 20, 2015)

### Rebounds

Career 14, vs. Longwood (Nov. 9, 2013)  
Season 13, vs. Oral Roberts (Nov. 16, 2015)

### Assists

Career 3, 5x, last vs. Alabama (Jan. 30, 2016)  
Season 3, vs. Alabama (Jan. 30, 2016)

### Blocks

Career 3, vs. Appalachian State (Dec. 19, 2012)  
Season 2, 4x, last vs. High Point (March 15, 2016)

### Steals

Career 4, at Marshall (Dec. 1, 2014)  
Season 2, vs. Memphis (Jan. 2, 2016)

### Minutes Played

Career 37, 3x, last vs. Florida (Feb. 20, 2016)  
Season 37, 3x, last vs. Florida (Feb. 20, 2016)

## 2015-16

Opponent	Date	GS	Min	FG-FGA	Pct	3FG-3FGA	Pct	FF-FTA	Pct	Off	Def	Tot	Avg	PF	FO	A	TO	Blk	Stl	Pts	Avg
Norfolk State	11/14/15	*	28	2-7	.285	1-3	.333	3-4	.750	3	1	4	4.0	2	0	2	1	0	0	8	8.0
Oral Roberts	11/16/15	*	33	4-10	.400	0-2	.000	4-4	1.000	6	7	13	8.5	2	0	2	2	1	0	12	10.0
vs. DePaul	11/20/15	*	33	6-13	.461	1-5	.200	10-15	.667	4	1	5	7.3	2	0	1	1	2	0	23	14.3
vs. Hofstra	11/22/15	*	31	9-10	.900	0-1	.000	0-1	.000	2	3	5	6.8	3	0	1	2	0	1	18	15.3
vs. Tulsa	11/23/15	*	32	4-6	.667	1-2	.500	2-4	.500	1	7	8	7.0	2	0	2	0	0	0	11	14.4
Lipscomb	11/27/15	*	30	7-10	.700	0-1	.000	1-2	.500	2	4	6	6.8	2	0	0	1	1	0	15	14.5
Western Carolina	11/30/15	*	26	8-11	.727	2-2	1.000	2-2	1.000	5	6	11	7.4	1	0	0	0	0	1	20	15.3
USF	12/5/15	*	28	4-4	1.000	0-0	.000	0-1	.000	2	1	3	6.9	2	0	1	2	0	1	8	14.4
Drexel	12/15/15	*	11	2-2	1.000	1-1	1.000	0-1	.000	0	2	2	6.3	3	0	0	1	0	0	5	13.3
at Clemson	12/18/15	*	37	4-10	.400	1-2	.500	1-1	1.000	0	4	4	6.1	1	0	2	0	0	0	10	13.0
vs. St. John's	12/22/15	*	33	3-7	.429	0-2	.000	0-2	.000	2	2	4	5.9	1	0	2	1	0	1	6	12.4
Francis Marion	12/30/15	*	24	5-8	.625	1-1	1.000	1-2	.500	0	5	5	5.8	2	0	0	2	1	0	12	12.3
Memphis	1/2/16	*	36	2-7	.286	0-3	.000	4-4	1.000	1	4	5	5.8	1	0	1	2	2	2	8	12.0
at Auburn	1/5/16	*	30	2-4	.500	0-1	.000	3-4	.750	0	2	2	5.5	1	0	1	2	0	1	7	11.6
Vanderbilt	1/9/16	*	33	5-10	.500	0-2	.000	3-6	.500	1	3	4	5.4	3	0	0	2	0	0	13	11.7
at Alabama	1/13/16	*	31	2-8	.250	0-2	.000	2-4	.500	4	1	5	5.4	1	0	1	1	0	0	6	11.4
Missouri	1/16/16	*	33	6-8	.750	0-1	.000	2-4	.500	5	0	5	5.4	0	0	0	0	2	0	14	11.5
at Ole Miss	1/19/16	*	29	5-6	.833	0-0	.000	0-0	.000	2	5	7	5.4	0	0	0	1	1	0	10	11.4
at Tennessee	1/23/16	*	28	1-5	.200	0-1	.000	0-0	.000	1	3	4	5.4	3	0	0	0	0	1	2	10.9
Mississippi State	1/26/16	*	37	3-8	.375	0-1	.000	1-2	.500	3	7	10	5.6	2	0	1	1	1	0	7	10.7
Alabama	1/30/16	*	33	3-9	.333	1-5	.200	1-3	.333	1	5	6	5.6	1	0	3	0	0	1	8	10.6
at Georgia	2/2/16	*	22	2-7	.285	0-2	.000	3-6	.500	5	1	6	5.6	2	0	1	3	0	0	7	10.5
Texas A&M	2/6/16	*	25	4-8	.500	2-3	.667	1-2	.500	2	1	3	5.5	4	0	1	2	0	0	11	10.5
LSU	2/10/16	*	27	2-5	.400	1-1	1.000	1-2	.500	2	4	6	5.5	5	1	2	1	0	0	6	10.3
Kentucky	2/13/16	*	25	1-3	.333	0-0	.000	0-0	.000	2	2	4	5.5	2	0	0	0	0	0	2	10.0
at Missouri	2/16/16	*	15	0-1	.000	0-1	.000	0-0	.000	0	2	2	5.3	4	0	0	1	0	1	0	9.6
Florida	2/20/16	*	37	6-10	.600	0-2	.000	2-2	1.000	2	5	7	5.4	2	0	1	0	1	0	14	9.7
Tennessee	2/24/16	*	19	4-6	.667	1-1	1.000	2-2	1.000	2	1	3	5.3	3	0	0	0	0	0	11	9.8
at Mississippi State	2/27/16	*	30	4-10	.400	1-4	.250	0-0	.000	3	3	6	5.3	4	0	0	1	0	0	9	9.8
Georgia	3/3/16	*	36	6-12	.500	5-7	.714	4-4	1.000	2	3	5	5.3	3	0	0	0	1	0	21	10.1
at Arkansas	3/5/16	*	32	2-7	.285	0-2	.000	6-6	1.000	1	5	6	5.4	2	0	1	1	0	1	10	10.1
vs. Georgia	3/11/16	*	33	2-5	.400	1-2	.500	2-4	.500	1	3	4	5.3	2	0	0	2	0	3	7	10.0
High Point	3/15/16	*	29	5-6	.833	1-1	1.000	0-0	.000	0	1	1	5.2	2	0	0	1	2	0	11	10.1
Georgia Tech	3/21/16																				

## CAREER STATISTICS

Season	GP-GS	Min	Avg	FG	FGA	Pct	3FG	3FGA	Pct	FT	FTA	Pct	Off	Def	Tot	Avg	PF	FO	Ast	TO	Blk	Stl	Pts	Avg
2012-13	31-9	606	19.5	57	110	.518	4	20	.200	34	50	.680	50	66	116	3.7	67	1	21	46	15	10	152	4.9
2013-14	34-27	818	24.1	70	126	.556	0	2	.000	50	77	.649	80	95	175	5.1	103	4	12	53	21	31	190	5.6
2014-15	33-0	710	21.5	74	132	.561	9	29	.310	43	59	.729	77	91	168	5.1	82	3	18	34	14	20	200	6.1
2015-16	33-33	966	29.3	125	244	.512	21	64	.328	61	94	.649	67	104	171	5.2	70	1	28	33	16	15	332	10.1
<b>Totals</b>	<b>131-69</b>	<b>3100</b>	<b>23.7</b>	<b>326</b>	<b>612</b>	<b>.533</b>	<b>34</b>	<b>115</b>	<b>.296</b>	<b>188</b>	<b>280</b>	<b>.671</b>	<b>274</b>	<b>356</b>	<b>630</b>	<b>4.8</b>	<b>322</b>	<b>9</b>	<b>79</b>	<b>166</b>	<b>66</b>	<b>76</b>	<b>874</b>	<b>6.7</b>

## CAREER SEC STATISTICS

Season	GP-GS	Min	Avg	FG	FGA	Pct	3FG	3FGA	Pct	FT	FTA	Pct	Off	Def	Tot	Avg	PF	FO	Ast	TO	Blk	Stl	Pts	Avg
2013	17-4	255	15.0	16	40	.400	1	7	.143	11	16	.688	14	27	41	2.4	32	0	7	18	2	4	44	2.6
2014	18-11	382	21.2	34	57	.596	0	0	.000	24	36	.667	38	38	76	4.2	58	2	2	23	13	20	92	5.1
2015	18-0	375	20.8	40	72	.556	6	18	.333	19	30	.633	37	42	79	4.4	50	2	9	17	7	6	105	5.8
2016	18-18	522	29.0	58	128	.453	11	36	.306	31	47	.660	38	53	91	5.1	42	1	13	15	7	5	158	8.8
<b>Totals</b>	<b>71-33</b>	<b>1534</b>	<b>21.6</b>	<b>148</b>	<b>297</b>	<b>.498</b>	<b>18</b>	<b>61</b>	<b>.295</b>	<b>85</b>	<b>129</b>	<b>.659</b>	<b>127</b>	<b>160</b>	<b>287</b>	<b>4.0</b>	<b>182</b>	<b>5</b>	<b>31</b>	<b>73</b>	<b>29</b>	<b>35</b>	<b>399</b>	<b>5.6</b>



# #20 - JUSTIN MCKIE

JUNIOR | GUARD | 6'4" | 197 | 2 LETTERS

COLUMBIA, S.C./IRMO

## SEASON NOTABLES

- Put up career numbers in every major category as a sophomore, averaging 3.2 points and 1.8 rebounds in 11.3 minutes per game
- Tallied three points and three assists in exhibition vs. Allen
- Saw action in the opener vs. Norfolk State, scoring five points and collecting one rebound
- Played a season high 19 minutes vs. Lipscomb, scoring six points and dishing a career-high five assists
- Saw action vs. Missouri, scoring two points, with an assist and a steal
- Scored two points with two rebounds at Tennessee
- Played 13 minutes in the win over Mississippi State
- Saw action in home win vs. Tennessee, scoring four points on a perfect 2-of-2 effort from the field
- Saw action at Mississippi State on Feb. 27
- Tallied five points and collected three rebounds with two assists in NIT win vs. High Point

## MCKIE'S CAREER HIGHS

### Points

Career 12, at Marshall (Dec. 1, 2014)  
Season 6, vs. Lipscomb (Nov. 27, 2015)

### Field Goals

Career 5, at Marshall (Dec. 1, 2014)  
Season 3, vs. Lipscomb (Nov. 27, 2015)

### Field Goal Attempts

Career 8, at Marshall (Dec. 1, 2014)  
Season 6, twice, last vs. Lipscomb (Nov. 27, 2015)

### 3-Point Field Goals

Career 2, twice, last vs. UNC Asheville (Nov. 26, 2014)  
Season 1, twice, last vs. Francis Marion (Dec. 30, 2015)

### 3-Point Field Goal Attempts

Career 3, 3x, last vs. Oral Roberts (Nov. 16, 2015)  
Season 3, twice, last vs. Lipscomb (Nov. 27, 2015)

### Free Throws

Career 4, vs. Florida (Jan. 7, 2015)  
Season 2, twice, last vs. Missouri (Jan. 16, 2016)

### Free Throw Attempts

Career 4, 3x, last vs. Missouri (Jan. 16, 2016)  
Season 4, vs. Missouri (Jan. 16, 2016)

### Rebounds

Career 4, 6x, last vs. Miss. State (Feb. 28, 2015)  
Season 2, 3x, last vs. Francis Marion (Dec. 30, 2015)

### Assists

Career 5, vs. Lipscomb (Nov. 27, 2015)  
Season 5, vs. Lipscomb (Nov. 27, 2015)

### Blocks

Career 1, vs. Oklahoma St. (Dec. 6, 2014)  
Season -

### Steals

Career 2, vs. Oklahoma St. (Dec. 6, 2014)  
Season 1, twice, last vs. Missouri (Jan. 16, 2016)

### Minutes Played

Career 23, vs. Miss. State (Feb. 28, 2015)  
Season 19, vs. Lipscomb (Nov. 27, 2015)

## 2015-16

Opponent	Date	GS	Min	FG-FGA	Pct	3FG-3FGA	Pct	FT-FTA	Pct	Off	Def	Tot	Avg	PF	FO	A	TO	Blk	Stl	Pts	Avg
Norfolk State	11/14/15	3	1-2	.500	1-2	.500	2-2	1.000	0	1	1	1.0	0	0	0	0	0	0	0	5	5.0
Oral Roberts	11/16/15	12	0-6	.000	0-3	.000	0-0	.000	1	1	2	1.5	2	0	0	0	0	0	0	0	2.5
vs. DePaul	11/20/15	8	0-0	.000	0-0	.000	0-0	.000	0	1	1	1.3	0	0	0	0	0	0	0	0	1.7
vs. Hofstra	11/22/15	-	-	-	-	-	-	-	-	-	-	-	-	-	-	-	-	-	-	-	-
vs. Tulsa	11/23/15	2	0-0	.000	0-0	.000	0-0	.000	0	0	0	1.0	0	0	0	0	0	0	0	0	1.3
Lipscomb	11/27/15	19	3-6	.500	0-3	.000	0-0	.000	0	1	1	1.0	2	0	5	0	0	1	6	2.2	
Western Carolina	11/30/15	10	0-3	.000	0-1	.000	1-2	.500	0	0	0	0.8	1	0	4	0	0	0	1	2.0	
USF	12/5/15	7	0-0	.000	0-0	.000	0-0	.000	0	2	2	1.0	0	0	0	0	0	0	0	0	1.7
Drexel	12/15/15	11	1-4	.250	0-1	.000	1-2	.500	1	0	1	1.0	2	0	1	0	0	0	3	1.9	
at Clemson	12/18/15	8	1-1	1.000	0-0	.000	0-0	.000	1	0	1	1.0	0	0	0	1	0	0	2	1.9	
vs. St. John's	12/22/15	1	0-0	.000	0-0	.000	0-0	.000	0	0	0	0.9	1	0	1	0	0	0	0	0	1.7
Francis Marion	12/30/15	9	1-3	.333	1-1	1.000	0-0	.000	0	2	2	1.0	1	0	1	0	0	2	3	1.8	
Memphis	1/2/16	1	0-0	.000	0-0	.000	0-0	.000	0	0	0	0.9	0	0	0	0	0	0	0	0	1.7
at Auburn	1/5/16	-	-	-	-	-	-	-	-	-	-	-	-	-	-	-	-	-	-	-	-
Vanderbilt	1/9/16	1	0-0	.000	0-0	.000	0-0	.000	0	1	1	0.9	0	0	0	0	0	0	0	0	1.5
at Alabama	1/13/16	9	0-0	.000	0-0	.000	0-0	.000	0	1	1	0.9	0	0	3	0	0	0	0	0	1.4
Missouri	1/16/16	13	0-3	.000	0-1	.000	2-4	.500	0	0	0	0.9	0	0	1	1	0	1	2	1.5	
at Ole Miss	1/19/16	4	0-1	.000	0-0	.000	0-0	.000	0	0	0	0.8	0	0	2	0	0	0	0	0	1.4
at Tennessee	1/23/16	3	1-3	.333	0-0	.000	0-0	.000	2	0	2	0.9	1	0	0	0	0	0	2	1.5	
Mississippi State	1/26/16	13	0-1	.000	0-0	.000	0-0	.000	0	1	1	0.9	0	0	1	0	0	0	0	0	1.3
Alabama	1/30/16	-	-	-	-	-	-	-	-	-	-	-	-	-	-	-	-	-	-	-	-
at Georgia	2/2/16	2	0-0	.000	0-0	.000	0-0	.000	1	0	1	0.9	0	0	0	0	0	0	0	0	1.3
Texas A&M	2/6/16	-	-	-	-	-	-	-	-	-	-	-	-	-	-	-	-	-	-	-	-
LSU	2/10/16	-	-	-	-	-	-	-	-	-	-	-	-	-	-	-	-	-	-	-	-
Kentucky	2/13/16	9	0-2	.000	0-1	.000	0-0	.000	0	0	0	0.9	1	0	2	1	0	0	0	0	1.2
at Missouri	2/16/16	-	-	-	-	-	-	-	-	-	-	-	-	-	-	-	-	-	-	-	-
Florida	2/20/16	1	0-0	.000	0-0	.000	0-0	.000	0	0	0	0.8	1	0	0	0	0	0	0	0	1.1
Tennessee	2/24/16	10	2-2	1.000	0-0	.000	0-0	.000	0	0	0	0.8	1	0	0	0	0	0	4	1.3	
at Mississippi State	2/27/16	6	0-0	.000	0-0	.000	1-2	.500	1	0	1	0.8	0	0	0	0	0	0	1	1.3	
Georgia	3/3/16	-	-	-	-	-	-	-	-	-	-	-	-	-	-	-	-	-	-	-	-
at Arkansas	3/5/16	8	1-2	.500	0-0	.000	0-0	.000	0	0	0	0.8	0	0	0	0	0	0	2	1.3	
vs. Georgia	3/11/16	13	0-2	.000	0-1	.000	0-0	.000	0	2	2	0.8	2	0	0	0	0	0	0	0	1.2
High Point	3/15/16	14	2-3	.667	1-1	1.000	0-0	.000	0	3	3	0.9	5	1	2	2	0	0	5	1.4	
Georgia Tech	3/21/16	-	-	-	-	-	-	-	-	-	-	-	-	-	-	-	-	-	-	-	-

## CAREER STATISTICS

Season	GP-GS	Min	Avg	FG	FGA	Pct	3FG	3FGA	Pct	FT	FTA	Pct	Off	Def	Tot	Avg	PF	FO	Ast	TO	Blk	Stl	Pts	Avg
2013-14	17-0	80	4.7	3	17	.176	1	8	.125	2	4	.500	4	12	16	0.9	8	0	5	5	0	3	9	0.5
2014-15	25-0	282	11.3	26	67	.388	11	36	.306	18	23	.783	11	33	44	1.8	20	0	8	11	3	9	81	3.2
2015-16	26-0	197	7.6	13	44	.295	3	16	.188	7	12	.583	7	16	23	0.9	20	1	21	7	2	2	36	1.4
<b>Totals</b>	<b>68-0</b>	<b>559</b>	<b>8.2</b>	<b>42</b>	<b>128</b>	<b>.328</b>	<b>15</b>	<b>60</b>	<b>.250</b>	<b>27</b>	<b>39</b>	<b>.692</b>	<b>22</b>	<b>61</b>	<b>83</b>	<b>1.2</b>	<b>48</b>	<b>1</b>	<b>34</b>	<b>23</b>	<b>5</b>	<b>14</b>	<b>126</b>	<b>1.9</b>

## CAREER SEC STATISTICS

Season	GP-GS	Min	Avg	FG	FGA	Pct	3FG	3FGA	Pct	FT	FTA	Pct	Off	Def	Tot	Avg	PF	FO	Ast	TO	Blk	Stl	Pts	Avg
2014	9-0	56	6.2	2	11	.182	1	5	.200	0	0	.000	1	9	10	1.1	7	0	5	5	0	2	5	0.6
2015	12-0	130	10.8	5	21	.238	2	11	.182	6	6	1.000	6	12	18	1.5	10	0	1	6	1	2	18	1.5
2016	12-0	79	6.6	4	14	.286	0	3	.000	3	6	.500	4	3	7	0.6	4	0	7	4	0	1	11	0.9
<b>Totals</b>	<b>33-0</b>	<b>265</b>	<b>8.0</b>	<b>11</b>	<b>46</b>	<b>.239</b>	<b>3</b>	<b>19</b>	<b>.158</b>	<b>9</b>	<b>12</b>	<b>.750</b>	<b>11</b>	<b>24</b>	<b>35</b>	<b>1.1</b>	<b>21</b>	<b>0</b>	<b>13</b>	<b>15</b>	<b>1</b>	<b>5</b>	<b>34</b>	<b>1.0</b>



# #10 - DUANE NOTICE

JUNIOR | GUARD | 6'2" | 218 | 2 LETTERS

WOODBIDGE, ONTARIO, CANADA/ST. THOMAS MORE (OAKDALE, CONN.)

## SEASON NOTABLES

- Is Carolina's top returning scorer after averaging 11.7 points per game last season, posting 20 double-figure scoring games, including three 20-point performances
- Scored three points, dished two assists in exhibition vs. Allen
- Scored a team high 14 points off the bench vs. Norfolk State, hitting three 3s and dishing three assists
- Hit four 3-pointers and scored 18 points in a win over Oral Roberts
- Perfect 2-of-2 from 3-point range in win vs. DePaul, scoring 11 points, all in the first half
- Converted a career-high 7-of-10 attempts from the free throw line against Tulsa, finishing with 11 points
- Season high five assists to go along with 16 points and matched a career high with three steals in win vs. Lipscomb
- Went for 15 points in just 19 minutes off the bench against USF, converting 6-of-8 attempts from the field
- Hit a pair of critical 3-pointers in the second half of the team's win over Clemson, finishing with 10 points
- Scored 20 points off the bench against St. John's, hitting 7-of-10 field goals in 28 minutes
- Was a perfect 12-of-12 at the free throw line against Memphis, a new career high, and added six rebounds
- Scored 20 points off the bench against St. John's, hitting 7-of-10 field goals in 28 minutes
- Hit three 3-pointers and scored 12 points off the bench at Auburn
- Six points and five assists in win vs. Missouri
- Hit four 3-pointers at Ole Miss, finishing with 14 points in 27 minutes of action
- Matched a season high with five assists and added in 14 points off the bench at Tennessee
- Scored 13 points with a career-high three steals in the win over Mississippi State
- Passed 900 career points in the win vs. Alabama.
- Singlehandedly out scored LSU's bench in the team's win, scoring 15 points with four 3s over 29 minutes
- Matched a career high with five 3s and set a new season high with 21 points at Missouri
- Earned his first start of the season and matched a career high with eight assists in the win over Florida
- Led the team with 17 points, including 15 in the opening half, in home win vs. Tennessee/also four assists vs. the Vols
- Passed 1,000 career points in the win at Arkansas, scoring 15 points in 34 minutes of action
- Dished seven assists in NIT win vs. High Point

## NOTICE'S CAREER HIGHS

### Points

Career 27, at Marshall (Dec. 1, 2014)  
Season 21, at Missouri (Feb. 17, 2016)

### Field Goals

Career 10, at Marshall (Dec. 1, 2014)  
Season 8, at Missouri (Feb. 17, 2016)

### Field Goal Attempts

Career 18, twice, last at LSU (Jan. 28, 2015)  
Season 16, vs. Lipscomb (Nov. 27, 2015)

### 3-Point Field Goals

Career 5, twice, last at Missouri (Feb. 17, 2016)  
Season 5, at Missouri (Feb. 17, 2016)

### 3-Point Field Goal Attempts

Career 11, twice, last at Alabama (Feb. 24, 2015)  
Season 8, 3x, last vs. LSU (Feb. 10, 2016)

### Free Throws

Career 12, vs. Memphis (Jan. 2, 2016)  
Season 12, vs. Memphis (Jan. 2, 2016)

### Free Throw Attempts

Career 12, vs. Memphis (Jan. 2, 2016)  
Season 12, vs. Memphis (Jan. 2, 2016)

### Rebounds

Career 8, vs. Auburn (March 12, 2014)  
Season 6, twice, last at Missouri (Feb. 17, 2016)

### Assists

Career 8, twice, last vs. Florida (Feb. 20, 2016)  
Season 8, vs. Florida (Feb. 20, 2016)

### Blocks

Career 1, 8x, last vs. Lipscomb (Nov. 27, 2015)  
Season 1, vs. Lipscomb (Nov. 27, 2015)

### Steals

Career 3, 5x, last, vs. Miss. State (Jan. 26, 2016)  
Season 3, 3x, last vs. Georgia (March 3, 2016)

### Minutes Played

Career 40, vs. Texas A&M (Feb. 21, 2015)  
Season 36, twice, last vs. Florida (Feb. 20, 2016)

## 2015-16

Opponent	Date	GS	Min	FG-FGA	Pct	3FG-FGA	Pct	FT-FTA	Pct	Off	Def	Tot	Avg	PF	FO	A	TO	Blk	Stl	Pts	Avg
Norfolk State	11/14/15	20	4-11	.364	3-6	.500	3-3	1.000	1	2	3	3.0	3	0	3	0	0	0	14	14.0	
Oral Roberts	11/16/15	27	6-12	.500	4-7	.571	2-2	1.000	1	3	4	3.5	1	0	0	1	0	2	18	16.0	
vs. DePaul	11/20/15	23	3-8	.375	2-2	1.000	3-4	.750	1	1	2	3.0	2	0	3	1	0	1	11	14.3	
vs. Hofstra	11/22/15	25	2-7	.285	1-2	.500	2-2	1.000	1	0	1	2.5	0	0	3	0	0	1	7	12.5	
vs. Tulsa	11/23/15	29	2-7	.285	0-1	.000	7-10	.700	0	0	0	2.0	0	0	1	1	0	0	11	12.2	
Lipscomb	11/27/15	24	5-16	.312	2-6	.333	4-5	.800	2	3	5	2.5	2	0	5	0	1	3	16	12.8	
Western Carolina	11/30/15	12	3-6	.500	1-4	.250	0-0	.000	0	0	0	2.1	2	0	2	0	0	0	7	12.0	
USF	12/5/15	19	6-8	.750	2-4	.500	1-1	1.000	0	3	3	2.3	0	0	2	1	0	1	15	12.4	
Drexel	12/15/15	19	2-6	.333	0-3	.000	1-2	.500	1	1	2	2.2	0	0	0	2	0	1	5	11.6	
at Clemson	12/18/15	23	3-10	.300	3-7	.429	1-2	.500	0	2	2	2.1	1	0	1	1	0	0	10	11.4	
vs. St. John's	12/22/15	28	7-10	.700	2-2	1.000	4-5	.800	0	0	0	2.0	2	0	1	2	0	2	20	12.2	
Francis Marion	12/30/15	18	3-9	.333	3-7	.429	1-2	.500	0	0	0	1.8	1	0	1	0	0	2	10	12.0	
Memphis	1/2/16	33	1-8	.125	1-6	.167	12-12	1.000	0	6	6	2.2	2	0	3	1	0	0	15	12.2	
at Auburn	1/5/16	32	4-10	.400	3-6	.500	1-2	.500	0	3	3	2.2	1	0	2	0	0	1	12	12.2	
Vanderbilt	1/9/16	31	2-7	.286	2-4	.500	2-2	1.000	1	1	2	2.2	0	0	4	3	0	0	8	11.9	
at Alabama	1/13/16	22	2-8	.250	0-4	.000	3-3	1.000	0	1	1	2.1	1	0	3	0	0	0	7	11.6	
Missouri	1/16/16	29	2-10	.200	1-6	.166	1-2	.500	1	4	5	2.3	0	0	2	1	0	1	6	11.3	
at Ole Miss	1/19/16	27	5-13	.385	4-8	.500	0-0	.000	0	0	0	2.2	2	0	1	2	0	0	14	11.4	
at Tennessee	1/23/16	27	5-8	.625	2-4	.500	2-4	.500	1	3	4	2.3	3	0	5	1	0	0	14	11.6	
Mississippi State	1/26/16	25	3-10	.300	2-8	.250	5-6	.833	0	4	4	2.4	4	0	3	2	0	3	13	11.7	
Alabama	1/30/16	28	2-6	.333	1-3	.333	2-6	.333	1	2	3	2.4	1	0	0	0	0	1	7	11.4	
at Georgia	2/2/16	30	2-8	.250	2-6	.500	0-0	.000	0	1	1	2.3	2	0	3	1	0	0	6	11.2	
Texas A&M	2/6/16	21	2-4	.500	1-3	.333	0-0	.000	0	1	1	2.3	2	0	2	2	0	1	5	10.9	
LSU	2/10/16	29	5-10	.500	4-8	.500	1-2	.500	0	1	1	2.3	2	0	0	0	0	2	15	11.1	
Kentucky	2/13/16	27	3-5	.600	2-3	.667	2-2	1.000	1	0	1	2.2	2	0	0	1	0	0	10	11.0	
at Missouri	2/16/16	36	8-14	.571	5-7	.714	0-0	.000	2	4	6	2.3	1	0	1	1	0	0	21	11.4	
Florida	2/20/16	*	36	2-5	.400	1-4	.250	0-0	.000	2	2	4	2.4	4	0	8	1	0	1	5	11.2
Tennessee	2/24/16	*	32	5-9	.555	4-6	.667	3-4	.750	2	2	4	2.5	1	0	4	0	0	1	17	11.4
at Mississippi State	2/27/16	*	32	4-9	.444	2-7	.285	0-0	.000	1	0	1	2.4	2	0	0	5	0	1	10	11.3
Georgia	3/3/16	*	35	1-7	.143	1-4	.250	0-0	.000	2	0	2	2.4	3	0	2	1	0	3	3	11.1
at Arkansas	3/5/16	*	24	6-10	.600	3-6	.500	0-0	.000	1	1	2	2.4	3	0	3	1	0	2	15	11.2
vs. Georgia	3/11/16	*	38	2-13	.154	1-7	.143	2-4	.500	2	0	2	2.4	3	0	2	0	0	1	7	11.1
High Point	3/15/16	*	35	1-7	.142	1-7	.142	2-2	1.000	2	2	4	2.4	1	0	7	1	0	1	5	10.9
Georgia Tech	3/21/16																				

## CAREER STATISTICS

Season	GP-GS	Min	Avg	FG	FGA	Pct	3FG	3FGA	Pct	FT	FTA	Pct	Off	Def	Tot	Avg	PF	FO	Ast	TO	Blk	Stl	Pts	Avg
2013-14	34-22	856	25.2	90	237	.380	21	58	.362	78	116	.672	35	64	99	2.9	72	2	99	89	4	20	279	8.2
2014-15	33-33	987	29.9	127	337	.377	61	168	.363	72	91	.791	20	67	87	2.6	61	0	89	60	4	29	387	11.7
2015-16	33-7	906	27.5	113	291	.388	66	168	.393	67	89	.753	26	54	80	2.4	54	0	75	35	1	32	359	10.9
<b>Totals</b>	<b>100-62</b>	<b>2749</b>	<b>27.5</b>	<b>330</b>	<b>865</b>	<b>.382</b>	<b>148</b>	<b>394</b>	<b>.376</b>	<b>217</b>	<b>296</b>	<b>.733</b>	<b>81</b>	<b>185</b>	<b>266</b>	<b>2.7</b>	<b>187</b>	<b>2</b>	<b>263</b>	<b>184</b>	<b>9</b>	<b>81</b>	<b>1025</b>	<b>10.3</b>

## CAREER SEC STATISTICS

Season	GP-GS	Min	Avg	FG	FGA	Pct	3FG	3FGA	Pct	FT	FTA	Pct	Off	Def	Tot	Avg	PF	FO	Ast	TO	Blk	Stl	Pts	Avg
2014	18-14	516	28.7	48	133	.361	8	30	.267	46	71	.648	19	34	53	2.9	41	1	50	58	1	11	150	8.3
2015	18-18	548	30.4	62	191	.325	33	102	.324	26	36	.722	12	35	47	2.6	35	0	48	30	2	11	183	10.2
2016	18-5	533	29.6	63	153	.412	40	97	.412	22	33	.667	15	31	46	2.6	34	0	43	22	0	17	188	10.4
<b>Totals</b>	<b>54-37</b>	<b>1597</b>	<b>29.6</b>	<b>173</b>	<b>477</b>	<b>.363</b>	<b>81</b>	<b>229</b>	<b>.354</b>	<b>94</b>	<b>140</b>	<b>.671</b>	<b>46</b>	<b>100</b>	<b>146</b>	<b>2.7</b>	<b>110</b>	<b>1</b>	<b>141</b>	<b>110</b>	<b>3</b>	<b>39</b>	<b>521</b>	<b>9.6</b>





# #0 - SINDARIUS THORNWELL

JUNIOR | GUARD | 6'5" | 215 | 2 LETTERS

LANCASTER, S.C./OAK HILL ACADEMY (WILSON, VA.)

## SEASON NOTABLES

- Enters this season healthy after dealing with knee tendonitis last season
- Has scored in double figures in 45 of his 67 career games, including nine 20-point performances
- Led all scorers with 17 points, while collecting three rebounds in exhibition vs. Allen
- Along with Notice, led the team with 14 points, hitting a three and posting a 7-of-9 effort from the free throw line, while also dishing two assists with three steals in opener vs. Norfolk State
- Passed out seven assists without committing a turnover in a win over Oral Roberts
- Posted fourth-career double-double with 10 points and a team high 10 rebounds in win vs. DePaul
- 14 points on 4-of-8 shooting vs. Hofstra, also pulled down team high nine rebounds with six assists
- Scored 16 points with five steals in the Paradise Jam championship against Tulsa to earn tournament MVP
- Came two rebounds shy of a double-double against Western Carolina, adding in 10 points and three assists
- Scored 13 points with five assists and four rebounds against Drexel
- Pinned down nine rebounds and lit up the arena with a momentum-swinging dunk against Clemson
- Scored a season-high 18 points against Memphis, adding three steals and six rebounds in 36 minutes
- Went for his 10th career 20-point game at Auburn, hitting five 3-pointers with seven assists and three steals
- Reached 1,000 career points in the win over Vanderbilt, finishing with 19 points and eight rebounds
- Matched season high with 22 points, 5 rebounds, 4 assists and 3 steals in win vs. Missouri
- Played a season-high 41 minutes in the overtime win at Ole Miss, dishing out six assists
- Broke out of a shooting slump with 15 points on 4-of-9 shooting in the win over Mississippi State
- Scored 14 points with seven rebounds in the win over Alabama
- Fifth-career double-double with 18 points and 11 rebounds in loss at Georgia; 11 rebounds matches career high
- Played his best all-around game of the season, scoring 25 points with nine assists and six rebounds at Texas A&M
- Led the team with 24 points in the win over LSU, scoring 11 from the free throw line to set a new career high
- Played a career-high 44 minutes in the win over Florida, scoring 17 points
- Dished six assists against zero turnovers in home win vs. Tennessee
- Team high 12 points to go along with two assists and four steals in loss at Mississippi State
- Dished out seven assists with 17 points against Georgia, his 10th game this season with five assists or more
- Willled the team to victory at Arkansas, scoring 22 points with 11 rebounds and six assists in 36 minutes
- Led the team with 23 points and five rebounds in the SEC quarterfinal game vs. Georgia
- 20 points, hitting 8-of-13 from the field and 4-of-6 from 3-point range, in NIT win vs. High Point/also seven assists

## THORNWELL'S CAREER HIGHS

### Points

Career 26, at Georgia (Jan. 22, 2014)  
 Season 25, at Texas A&M (Feb. 6, 2016)

### Field Goals

Career 9, 4x, last at Arkansas (March 5, 2016)  
 Season 9, twice, last at Arkansas (March 5, 2016)

### Field Goal Attempts

Career 24, vs. Charlotte (Nov. 21, 2014)  
 Season 20, at Texas A&M (Feb. 6, 2016)

### 3-Point Field Goals

Career 5, at Auburn (Jan. 5, 2016)  
 Season 5, at Auburn (Jan. 5, 2016)

### 3-Point Field Goal Attempts

Career 10, twice, last vs. Charlotte (Nov. 21, 2014)  
 Season 8, 3x, last at Texas A&M (Feb. 6, 2016)

### Free Throws

Career 11, vs. LSU (Feb. 10, 2016)  
 Season 11, vs. LSU (Feb. 10, 2016)

### Free Throw Attempts

Career 14, twice, last vs. LSU (Feb. 10, 2016)  
 Season 14, twice, last vs. LSU (Feb. 10, 2016)

### Rebounds

Career 11, 4x, last at Arkansas (March 5, 2016)  
 Season 11, twice, last at Arkansas (March 5, 2016)

### Assists

Career 9, twice, last at Texas A&M (Feb. 6, 2016)  
 Season 9, at Texas A&M (Feb. 6, 2016)

### Blocks

Career 2, 10x, last vs. High Point (March 15, 2016)  
 Season 2, 4x, last vs. High Point (March 15, 2016)

### Steals

Career 6, vs. UNC Asheville (Nov. 26, 2014)  
 Season 5, vs. Tulsa (Nov. 23, 2015)

### Minutes Played

Career 44, vs. Florida (Feb. 20, 2016)  
 Season 44, vs. Florida (Feb. 20, 2016)

## 2015-16

Opponent	Date	GS	Min	FG-FGA	Pct	3FG-3FGA	Pct	FT-FTA	Pct	Off	Def	Tot	Avg	PF	FO	A	TO	Blk	Stl	Pts	Avg
Norfolk State	11/14/15	*	31	3-9	.333	1-3	.333	7-9	.778	0	4	4	4.0	2	0	2	3	0	3	14	14.0
Oral Roberts	11/16/15	*	32	3-15	.200	1-4	.250	4-6	.667	1	2	3	3.5	1	0	7	0	0	0	11	12.5
vs. DePaul	11/20/15	*	31	4-10	.400	0-1	.000	2-3	.667	3	7	10	5.7	3	0	3	3	0	2	10	11.7
vs. Hofstra	11/22/15	*	33	4-8	.500	0-2	.000	6-8	.750	1	8	9	6.5	1	0	6	0	0	0	14	12.3
vs. Tulsa	11/23/15	*	30	4-10	.400	2-4	.500	6-6	1.000	0	3	3	5.8	3	0	2	2	0	5	16	13.0
Lipscomb	11/27/15	*	30	0-5	.000	0-3	.000	2-4	.500	0	5	5	5.7	2	0	6	4	0	2	2	11.2
Western Carolina	11/30/15	*	25	3-12	.250	2-6	.333	2-2	1.000	2	6	8	6.0	0	0	3	3	0	2	10	11.0
USF	12/5/15	*	27	6-13	.462	2-7	.286	1-1	1.000	0	0	0	5.3	2	0	2	1	0	0	15	11.5
Drexel	12/15/15	*	28	4-8	.500	2-3	.667	3-4	.750	1	3	4	5.1	1	0	5	1	0	1	13	11.7
at Clemson	12/18/15	*	31	2-10	.200	1-6	.167	3-3	1.000	3	6	9	5.5	2	0	3	2	1	0	8	11.3
vs. St. John's	12/22/15	*	32	2-5	.400	1-3	.333	5-6	.833	1	3	4	5.4	2	0	3	2	0	0	10	11.2
Francis Marion	12/30/15	*	22	2-5	.400	1-4	.250	2-2	1.000	1	2	3	5.2	2	0	4	2	0	2	7	10.8
Memphis	1/2/16	*	36	4-8	.500	1-3	.333	9-14	.643	1	5	6	5.2	3	0	2	3	2	3	18	11.4
at Auburn	1/5/16	*	36	6-10	.600	5-8	.625	5-6	.833	0	2	2	5.0	1	0	7	3	0	3	22	12.1
Vanderbilt	1/9/16	*	35	6-14	.429	0-3	.000	7-9	.778	2	6	8	5.2	2	0	2	1	0	1	19	12.6
at Alabama	1/13/16	*	31	1-6	.167	0-3	.000	0-0	.000	1	1	2	5.0	1	0	0	3	1	1	2	11.9
Missouri	1/16/16	*	32	7-13	.538	2-6	.333	6-7	.857	1	4	5	5.0	2	0	4	2	1	3	22	12.5
at Ole Miss	1/19/16	*	41	1-15	.067	0-3	.000	3-8	.375	0	2	2	4.8	3	0	6	3	0	1	5	12.1
at Tennessee	1/23/16	*	31	1-8	.125	0-3	.000	0-2	.000	0	0	0	4.6	1	0	4	5	0	0	2	11.6
Mississippi State	1/26/16	*	24	4-9	.444	1-1	1.000	6-6	1.000	1	3	4	4.6	3	0	2	3	1	1	15	11.8
Alabama	1/30/16	*	37	4-9	.444	2-3	.667	4-4	1.000	4	3	7	4.7	3	0	0	4	1	0	14	11.9
at Georgia	2/2/16	*	37	5-15	.333	2-8	.250	6-6	1.000	3	8	11	5.0	1	0	1	1	2	1	18	12.1
Texas A&M	2/6/16	*	39	9-20	.450	4-8	.500	3-4	.750	3	3	6	5.0	0	0	9	1	0	3	25	12.7
LSU	2/10/16	*	36	6-15	.400	1-5	.200	11-14	.786	1	5	6	5.0	1	0	5	3	1	1	24	13.2
Kentucky	2/13/16	*	31	3-10	.300	0-3	.000	1-2	.500	0	2	2	4.9	2	0	3	6	1	1	7	12.9
at Missouri	2/16/16	*	38	2-11	.181	1-5	.200	4-4	1.000	0	2	2	4.8	2	0	5	1	0	2	9	12.8
Florida	2/20/16	*	44	5-15	.333	1-2	.500	6-6	1.000	3	0	3	4.7	3	0	2	3	0	1	17	12.9
Tennessee	2/24/16	*	32	2-4	.500	1-2	.500	2-2	1.000	0	45	4	4.7	1	0	6	0	0	2	7	12.7
at Mississippi State	2/27/16	*	35	5-11	.454	2-3	.667	0-1	.000	3	4	7	4.8	3	0	2	3	0	4	12	12.7
Georgia	3/3/16	*	39	7-17	.411	1-4	.250	1-2	.500	1	3	4	4.7	2	0	7	1	1	0	16	12.8
at Arkansas	3/5/16	*	36	9-17	.529	2-3	.667	2-4	.500	2	9	11	4.9	3	0	6	2	1	1	21	13.1
vs. Georgia	3/11/16	*	37	9-17	.529	3-7	.429	2-3	.667	0	5	5	4.9	2	0	2	5	1	1	23	13.4
High Point	3/15/16	*	32	8-13	.615	4-6	.667	0-0	.000	0	5	5	4.9	2	0	7	2	2	2	20	13.6
Georgia Tech	3/21/16																				

## CAREER STATISTICS

Season	GP-GS	Min	Avg	FG	FGA	Pct	3FG	3FGA	Pct	FT	FTA	Pct	Off	Def	Tot	Avg	PF	FO	Ast	TO	Blk	Stl	Pts	Avg
2013-14	34-34	1007	29.6	143	370	.386	37	100	.370	131	178	.736	48	91	139	4.1	100	2	101	106	21	40	454	13.4
2014-15	33-33	1011	30.6	114	335	.340	38	142	.268	101	141	.716	50	111	161	4.9	83	3	73	71	11	43	367	11.1
2015-16	33-33	1091	33.1	141	367	.384	46	135	.341	121	158	.766	39	124	163	4.9	62	0	128	77	16	49	449	13.6
<b>Totals</b>	<b>100-100</b>	<b>3109</b>	<b>31.1</b>	<b>398</b>	<b>1072</b>	<b>.371</b>	<b>121</b>	<b>377</b>	<b>.321</b>	<b>353</b>	<b>477</b>	<b>.740</b>	<b>137</b>	<b>326</b>	<b>463</b>	<b>4.6</b>	<b>245</b>	<b>5</b>	<b>302</b>	<b>254</b>	<b>48</b>	<b>132</b>	<b>1270</b>	<b>12.7</b>

## CAREER SEC STATISTICS

Season	GP-GS	Min	Avg	FG	FGA	Pct	3FG	3FGA	Pct	FT	FTA	Pct	Off	Def	Tot	Avg	PF	FO	Ast	TO	Blk	Stl	Pts	Avg
2014	18-18	597	33.2	90	229	.393	21	60	.350	79	105	.752	29	56	85	4.7	55	2	72	75	13	21	280	15.6
2015	18-18	578	32.1	55	180	.306	23	83	.277	58	76	.763	24	52	76	4.2	47	2	39	44	3	19	191	10.6
2016	18-18	634	35.2	83	219	.379	25	73	.342	67	87	.770	25	60	85	4.7	34	0	71	44	10	26	258	14.3
<b>Totals</b>	<b>54-54</b>	<b>1809</b>	<b>33.5</b>	<b>228</b>	<b>628</b>	<b>.363</b>	<b>69</b>	<b>216</b>	<b>.319</b>	<b>204</b>	<b>268</b>	<b>.761</b>	<b>78</b>	<b>168</b>	<b>246</b>	<b>4.6</b>	<b>136</b>	<b>4</b>	<b>182</b>	<b>163</b>	<b>26</b>	<b>66</b>	<b>729</b>	<b>13.5</b>



# #1 MARCUS STROMAN

SOPHOMORE | GUARD | 6'2" | 185 | 1 LETTER

COLUMBIA, S.C./KEENAN

## SEASON NOTABLES

- Returns as team's top assist maker after posting 3.1 per game as a freshman last season
- Dished a team-high five assists and collected three steals in exhibition vs. Allen
- Scored five points, with three rebounds and two assists in 17 minutes off the bench vs. Norfolk State
- Scored season high seven points in win vs. DePaul
- DNP vs. Lipscomb due to an outside left quad strain
- Picked four steals in a win over Western Carolina, a new career high
- Pulled down a season-high five rebounds against Drexel
- Attempted a career-high eight free throws against Memphis, converting five
- Matched his career-high with 10 points at Auburn, hitting all eight of his free throws for another career high
- Gave the offense a boost off the bench with seven points, three assists and no turnovers against Vanderbilt
- DNP vs. Missouri due to concussion related symptoms
- Returned to action at Ole Miss, playing 15 minutes in the win
- Commanded the offense in the second half of the team's win over Miss. State, finishing with three assists
- Pulled down a season-high six rebounds in the win over Alabama
- Played a season-high 26 minutes in the SEC quarterfinal vs. Georgia, finishing with seven points, three assists and five offensive rebounds

## STROMAN'S CAREER HIGHS

### Points

Career 10, 3x, at Auburn (Jan. 5, 2016)  
 Season 10, at Auburn (Jan. 5, 2016)

### Field Goals

Career 4, vs. Akron (Nov. 23, 2014)  
 Season 2, 3x, last vs. Florida (Feb. 20, 2016)

### Field Goal Attempts

Career 9, at Arkansas (Feb. 3, 2015)  
 Season 6, vs. DePaul (Nov. 20, 2015)

### 3-Point Field Goals

Career 1, 6x last, at Arkansas (March 5, 2016)  
 Season 1, 4x, last at Arkansas (March 5, 2016)

### 3-Point Field Goal Attempts

Career 3, 3x, last vs. DePaul (Nov. 20, 2015)  
 Season 3, vs. DePaul (Nov. 20, 2015)

### Free Throws

Career 8, at Auburn (Jan. 5, 2016)  
 Season 8, at Auburn (Jan. 5, 2016)

### Free Throw Attempts

Career 8, twice, last at Auburn (Jan. 5, 2016)  
 Season 8, twice, last at Auburn (Jan. 5, 2016)

### Rebounds

Career 8, vs. Oklahoma St. (Dec. 6, 2014)  
 Season 6, vs. Alabama (Jan. 30, 2016)

### Assists

Career 8, vs. Coker (Dec. 21, 2014)  
 Season 3, 3x, last vs. Vanderbilt (Jan. 9, 2016)

### Blocks

Career 1, 7x, last vs. Vanderbilt (Jan. 9, 2016)  
 Season 1, 4x, last vs. Vanderbilt (Jan. 9, 2016)

### Steals

Career 4, vs. Western Carolina (Nov. 30, 2015)  
 Season 4, vs. Western Carolina (Nov. 30, 2015)

### Minutes Played

Career 29, vs. Florida (Jan. 7, 2015)  
 Season 23, vs. Vanderbilt (Jan. 9, 2016)

## 2015-16

Opponent	Date	GS	Min	FG-FGA	Pct	3FG-FGA	Pct	FT-FTA	Pct	Off	Def	Tot	Avg	PF	FO	A	TO	Blk	Stl	Pts	Avg
Norfolk State	11/14/15	17	1-1	1.000	1-1	1.000	2-4	.500	1	2	3	3.0	0	0	2	2	0	0	0	5	5.0
Oral Roberts	11/16/15	22	0-3	.000	0-1	.000	0-0	.000	1	0	1	2.0	1	0	1	0	0	0	0	0	2.5
vs. DePaul	11/20/15	18	2-6	.333	1-3	.333	2-2	1.000	0	3	3	2.3	2	0	0	1	0	0	0	7	4.0
vs. Hofstra	11/22/15	15	0-1	.000	0-0	.000	0-0	.000	1	0	1	2.0	4	0	2	0	0	0	1	0	3.0
vs. Tula	11/23/15	19	1-1	1.000	0-0	.000	0-2	.000	0	2	2	2.0	1	0	1	3	0	0	2	2.8	
Lipscomb	11/27/15	-	-	-	-	-	-	-	-	-	-	-	-	-	-	-	-	-	-	-	-
Western Carolina	11/30/15	21	0-2	.000	0-0	.000	1-2	.500	0	3	3	2.2	0	0	3	3	1	4	1	2.5	
USF	12/5/15	10	1-1	1.000	0-0	.000	0-0	.000	1	2	3	2.3	0	0	3	1	1	0	2	2.4	
Drexel	12/15/15	16	0-1	.000	0-0	.000	2-4	.500	1	4	5	2.6	1	0	2	2	1	0	2	2.4	
at Clemson	12/18/15	10	0-1	.000	0-0	.000	0-0	.000	0	1	1	2.4	0	0	2	0	0	1	0	2.1	
vs. St. John's	12/22/15	16	0-2	.000	0-0	.000	2-2	1.000	1	0	1	2.3	2	0	2	0	0	1	2	2.1	
Francis Marion	12/30/15	12	0-0	.000	0-0	.000	2-2	1.000	0	2	2	2.3	0	0	0	2	0	0	2	2.1	
Memphis	1/2/16	19	0-1	.000	0-0	.000	5-8	.625	0	2	2	2.3	3	0	2	0	0	2	5	2.3	
at Auburn	1/5/16	21	1-1	1.000	0-0	.000	8-8	1.000	1	1	2	2.2	2	0	0	1	0	1	10	2.9	
Vanderbilt	1/9/16	23	2-5	.400	1-1	1.000	2-4	.500	0	2	2	2.2	3	0	3	0	1	0	7	3.2	
at Alabama	1/13/16	16	0-2	.000	0-0	.000	0-0	.000	0	1	1	2.1	2	0	0	0	0	1	0	3.0	
Missouri	1/16/16	-	-	-	-	-	-	-	-	-	-	-	-	-	-	-	-	-	-	-	-
at Ole Miss	1/19/16	15	0-1	.000	0-0	.000	0-0	.000	0	1	1	2.1	4	0	2	1	0	2	0	2.8	
at Tennessee	1/23/16	12	0-1	.000	0-0	.000	0-0	.000	1	0	1	2.0	1	0	0	3	0	0	0	2.6	
Mississippi State	1/26/16	22	1-3	.333	0-0	.000	0-2	.000	2	0	2	2.0	2	0	3	2	0	0	2	2.6	
Alabama	1/30/16	18	0-4	.000	0-0	.000	1-2	.500	1	5	6	2.2	1	0	1	0	0	0	2	2.5	
at Georgia	2/2/16	6	0-1	.000	0-0	.000	0-0	.000	0	1	1	2.2	0	0	0	0	0	0	0	2.4	
Texas A&M	2/6/16	6	0-0	.000	0-0	.000	0-0	.000	0	0	0	2.0	3	0	2	1	0	0	0	2.3	
LSU	2/10/16	12	0-0	.000	0-0	.000	3-4	.750	0	3	3	2.1	0	0	1	0	0	0	3	2.3	
Kentucky	2/13/16	9	0-1	.000	0-0	.000	0-0	.000	0	1	1	2.0	3	0	2	0	0	0	0	2.2	
at Missouri	2/16/16	2	0-0	.000	0-0	.000	0-0	.000	0	0	0	2.0	1	0	1	1	0	0	0	2.1	
Florida	2/20/16	19	2-2	1.000	0-0	.000	0-2	.000	0	3	3	2.0	2	0	0	1	0	0	4	2.2	
Tennessee	2/24/16	-	-	-	-	-	-	-	-	-	-	-	-	-	-	-	-	-	-	-	-
at Mississippi State	2/27/16	5	0-3	.000	0-0	.000	2-2	1.000	0	1	1	2.0	2	0	1	0	0	0	2	2.2	
Georgia	3/3/16	4	0-0	.000	0-0	.000	1-2	.500	0	0	0	1.9	0	0	0	0	0	0	1	2.1	
at Arkansas	3/5/16	18	1-2	.500	1-1	1.000	0-1	.000	1	0	1	1.9	2	0	2	2	0	1	3	2.2	
vs. Georgia	3/11/16	26	2-8	.250	1-2	.500	2-2	1.000	5	0	5	2.0	2	0	3	1	0	2	7	2.3	
High Point	3/15/16	-	-	-	-	-	-	-	-	-	-	-	-	-	-	-	-	-	-	-	-
Georgia Tech	3/21/16	-	-	-	-	-	-	-	-	-	-	-	-	-	-	-	-	-	-	-	-

## CAREER STATISTICS

Season	GP-GS	Min	Avg	FG	FGA	Pct	3FG	3FGA	Pct	FT	FTA	Pct	Off	Def	Tot	Avg	PF	FO	Ast	TO	Blk	Stl	Pts	Avg
2014-15	28-0	573	20.5	39	104	.375	2	18	.111	41	63	.651	16	57	73	2.6	61	0	87	57	4	22	121	4.3
2015-16	29-0	429	14.8	14	54	.259	5	9	.556	35	53	.660	17	40	57	2.0	44	0	38	31	4	18	68	2.3
<b>Totals</b>	<b>57-0</b>	<b>1002</b>	<b>17.6</b>	<b>53</b>	<b>158</b>	<b>.335</b>	<b>7</b>	<b>27</b>	<b>.259</b>	<b>76</b>	<b>116</b>	<b>.655</b>	<b>33</b>	<b>97</b>	<b>130</b>	<b>2.3</b>	<b>105</b>	<b>0</b>	<b>125</b>	<b>88</b>	<b>8</b>	<b>40</b>	<b>189</b>	<b>3.3</b>

## CAREER SEC STATISTICS

Season	GP-GS	Min	Avg	FG	FGA	Pct	3FG	3FGA	Pct	FT	FTA	Pct	Off	Def	Tot	Avg	PF	FO	Ast	TO	Blk	Stl	Pts	Avg
2015	13-0	253	19.5	16	49	.327	1	11	.091	16	25	.640	5	17	22	1.7	31	0	34	24	2	10	49	3.8
2016	16-0	208	13.0	7	26	.269	2	2	1.000	17	27	.630	6	19	25	1.6	28	0	15	15	1	7	33	2.1
<b>Totals</b>	<b>29-0</b>	<b>461</b>	<b>15.9</b>	<b>23</b>	<b>75</b>	<b>.307</b>	<b>3</b>	<b>13</b>	<b>.231</b>	<b>33</b>	<b>52</b>	<b>.635</b>	<b>11</b>	<b>36</b>	<b>47</b>	<b>1.6</b>	<b>59</b>	<b>0</b>	<b>49</b>	<b>39</b>	<b>3</b>	<b>17</b>	<b>82</b>	<b>2.8</b>



# #5 TEMARCUS BLANTON

R-FRESHMAN | GUARD | 6'5" | 215 | HS

LOCUST GROVE, GA./LUELLA

## SEASON NOTABLES

- Returns after suffering a season-ending hip injury which required surgery during the 2014-15 preseason
- Scored seven points in just six minutes in exhibition vs. Allen
- Played seven minutes against Western Carolina, recording his first two career field goal attempts and a steal
- Scored his first career points in the win over USE, playing six minutes against the Bulls
- Hit both attempts from 3 against Drexel, his first made field goals at Carolina
- Saw action in home win vs. Tennessee, scoring two points

## BLANTON'S SEASON HIGHS

### Points

6, vs. Drexel (Dec. 15, 2015)

### Field Goals

2, vs. Drexel (Dec. 15, 2015)

### Field Goal Attempts

2, 3x, last vs. Francis Marion (Dec. 30, 2015)

### 3-Point Field Goals

2, vs. Drexel (Dec. 15, 2015)

### 3-Point Field Goal Attempts

2, vs. Drexel (Dec. 15, 2015)

### Free Throws

2, twice, last vs. Francis Marion (Dec. 30, 2015)

### Free Throw Attempts

2, twice, last vs. Francis Marion (Dec. 30, 2015)

### Rebounds

3, vs. Francis Marion (Dec. 30, 2015)

### Assists

1, twice, last vs. Western Carolina (Nov. 30, 2015)

### Blocks

-

### Steals

1, twice, last vs. USEF (Dec. 5, 2015)

### Minutes Played

7, vs. Western Carolina (Nov. 30, 2015)

## 2015-16

Opponent	Date	GS	Min	FG-FGA	Pct	3FG-FGA	Pct	FF-FTA	Pct	Off	Def	Tot	Avg	PF	FO	A	TO	Blk	Stl	Pts	Avg
Norfolk State	11/14/15	1	0-0	.000	0-0	.000	0-0	.000	0	0	0	0.0	1	0	1	0	0	0	0	0	0.0
Oral Roberts	11/16/15	1	0-0	.000	0-0	.000	0-0	.000	0	0	0	0.0	1	0	0	0	0	0	0	0	0.0
vs. DePaul	11/20/15	-	-	-	-	-	-	-	-	-	-	-	-	-	-	-	-	-	-	-	-
vs. Hofstra	11/22/15	-	-	-	-	-	-	-	-	-	-	-	-	-	-	-	-	-	-	-	-
vs. Tulsa	11/23/15	-	-	-	-	-	-	-	-	-	-	-	-	-	-	-	-	-	-	-	-
Lipscomb	11/27/15	5	0-0	.000	0-0	.000	0-0	.000	0	0	0	0.0	1	0	0	1	0	0	0	0	0.0
Western Carolina	11/30/15	7	0-2	.000	0-0	.000	0-0	.000	0	0	0	0.0	0	0	1	0	0	1	0	0	0.0
USEF	12/5/15	6	0-1	.000	0-0	.000	2-2	1.000	0	1	1	0.2	0	0	0	0	0	0	1	2	0.4
Drexel	12/15/15	3	2-2	1.000	2-2	1.000	0-0	.000	0	1	1	0.3	0	0	0	0	0	0	0	6	1.3
at Clemson	12/18/15	-	-	-	-	-	-	-	-	-	-	-	-	-	-	-	-	-	-	-	-
vs. St. John's	12/22/15	-	-	-	-	-	-	-	-	-	-	-	-	-	-	-	-	-	-	-	-
Francis Marion	12/30/15	6	0-2	.000	0-1	.000	2-2	1.000	2	1	3	0.7	1	0	0	0	0	0	2	1.4	-
Memphis	1/2/16	-	-	-	-	-	-	-	-	-	-	-	-	-	-	-	-	-	-	-	-
at Auburn	1/5/16	-	-	-	-	-	-	-	-	-	-	-	-	-	-	-	-	-	-	-	-
Vanderbilt	1/9/16	-	-	-	-	-	-	-	-	-	-	-	-	-	-	-	-	-	-	-	-
at Alabama	1/13/16	-	-	-	-	-	-	-	-	-	-	-	-	-	-	-	-	-	-	-	-
Missouri	1/16/16	-	-	-	-	-	-	-	-	-	-	-	-	-	-	-	-	-	-	-	-
at Ole Miss	1/19/16	-	-	-	-	-	-	-	-	-	-	-	-	-	-	-	-	-	-	-	-
at Tennessee	1/23/16	-	-	-	-	-	-	-	-	-	-	-	-	-	-	-	-	-	-	-	-
Mississippi State	1/26/16	-	-	-	-	-	-	-	-	-	-	-	-	-	-	-	-	-	-	-	-
Alabama	1/30/16	-	-	-	-	-	-	-	-	-	-	-	-	-	-	-	-	-	-	-	-
at Georgia	2/2/16	-	-	-	-	-	-	-	-	-	-	-	-	-	-	-	-	-	-	-	-
Texas A&M	2/6/16	-	-	-	-	-	-	-	-	-	-	-	-	-	-	-	-	-	-	-	-
LSU	2/10/16	-	-	-	-	-	-	-	-	-	-	-	-	-	-	-	-	-	-	-	-
Kentucky	2/13/16	-	-	-	-	-	-	-	-	-	-	-	-	-	-	-	-	-	-	-	-
at Missouri	2/16/16	-	-	-	-	-	-	-	-	-	-	-	-	-	-	-	-	-	-	-	-
Florida	2/20/16	-	-	-	-	-	-	-	-	-	-	-	-	-	-	-	-	-	-	-	-
Tennessee	2/24/16	3	1-1	1.000	0-0	.000	0-0	.000	0	0	0	0.6	0	0	0	0	0	0	2	1.5	-
at Mississippi State	2/27/16	-	-	-	-	-	-	-	-	-	-	-	-	-	-	-	-	-	-	-	-
Georgia	3/3/16	-	-	-	-	-	-	-	-	-	-	-	-	-	-	-	-	-	-	-	-
at Arkansas	3/5/16	-	-	-	-	-	-	-	-	-	-	-	-	-	-	-	-	-	-	-	-
vs. Georgia	3/11/16	-	-	-	-	-	-	-	-	-	-	-	-	-	-	-	-	-	-	-	-
High Point	3/15/16	-	-	-	-	-	-	-	-	-	-	-	-	-	-	-	-	-	-	-	-
Georgia Tech	3/21/16	-	-	-	-	-	-	-	-	-	-	-	-	-	-	-	-	-	-	-	-

## CAREER STATISTICS

Season	GP-GS	Min	Avg	FG	FGA	Pct	3FG	3FGA	Pct	FT	FTA	Pct	Off	Def	Tot	Avg	PF	FO	Ast	TO	Blk	Stl	Pts	Avg
2015-16	8-0	32	4.0	3	8	.375	2	4	.500	4	4	1.000	2	3	5	0.6	4	0	2	1	0	2	12	1.5

## CAREER SEC STATISTICS

Season	GP-GS	Min	Avg	FG	FGA	Pct	3FG	3FGA	Pct	FT	FTA	Pct	Off	Def	Tot	Avg	PF	FO	Ast	TO	Blk	Stl	Pts	Avg
2016	1-0	3	3.0	1	1	1.000	0	0	.000	0	0	.000	0	0	0	0.0	0	0	0	0	0	0	2	2.0



# #23 ERIC COBB

FRESHMAN | FORWARD | 6'9" | 296 | HS

JACKSONVILLE, FLA./ST. FRANCIS ACADEMY (BALTIMORE)

## SEASON NOTABLES

- Noted as a true post player who has the ability to play with his back to the basket
- 4-star prospect by several outlets
- Led the team with 14 rebounds, while adding eight points in exhibition vs. Allen
- Saw action vs. Norfolk State, scored two points
- Earned extended playing time with an efficient day against Oral Roberts, with six points and three rebounds in 12 minutes
- Saw action vs. DePaul, collecting three rebounds
- Hit a pair of field goals in a win over Western Carolina
- Pulled down a season-best four rebounds against Drexel
- Provided a big boost off the bench vs. Clemson, with four points and a new season-high of five rebounds
- Played a season-high 16 minutes with seven rebounds against Francis Marion
- Hit his first career free throw against Alabama, attempting four despite just one minute of playing time
- Played seven minutes at Arkansas, finishing with three rebounds

## COBB'S SEASON HIGHS

### Points

6, vs. Oral Roberts (Nov. 16, 2015)

### Field Goals

3, vs. Oral Roberts (Nov. 16, 2015)

### Field Goal Attempts

4, vs. Western Carolina (Nov. 30, 2015)

### 3-Point Field Goals

-

### 3-Point Field Goal Attempts

-

### Free Throws

1, vs. Alabama (Jan. 30, 2016)

### Free Throw Attempts

4, vs. Alabama (Jan. 30, 2016)

### Rebounds

7, vs. Francis Marion (Dec. 30, 2015)

### Assists

2, vs. Francis Marion (Dec. 30, 2015)

### Blocks

1, 3x, last vs. Tennessee (Feb. 24, 2016)

### Steals

1, vs. Norfolk State (Nov. 14, 2015)

### Minutes Played

16, vs. Francis Marion (Dec. 30, 2015)

## 2015-16

Opponent	Date	GS	Min	FG-FGA	Pct	3FG-FGA	Pct	FF-FTA	Pct	Off	Def	Tot	Avg	PF	FO	A	TO	Blk	Stl	Pts	Avg
Norfolk State	11/14/15	8	1-1	1.000	0-0	.000	0-1	.000	0	1	1	1.0	2	0	0	1	0	1	2	2.0	
Oral Roberts	11/16/15	12	3-3	1.000	0-0	.000	0-0	.000	2	1	3	2.0	1	0	0	1	0	0	8	5.0	
vs. DePaul	11/20/15	11	0-0	.000	0-0	.000	0-0	.000	0	3	3	2.3	0	0	0	0	0	0	0	2.7	
vs. Hofstra	11/22/15	4	1-2	.500	0-0	.000	0-0	.000	0	0	0	1.8	1	0	0	0	0	0	2	2.5	
vs. Tulsa	11/23/15	9	1-2	.500	0-0	.000	0-0	.000	0	3	3	2.0	4	0	0	2	0	0	2	2.4	
Lipscomb	11/27/15	2	0-0	.000	0-0	.000	0-0	.000	0	1	1	1.8	0	0	0	0	0	0	0	2.0	
Western Carolina	11/30/15	10	2-4	.500	0-0	.000	0-2	.000	1	0	1	1.7	0	0	0	1	0	0	4	2.3	
USF	12/5/15	8	0-0	.000	0-0	.000	0-0	.000	0	1	1	1.6	1	0	1	1	0	0	0	2.0	
Drexel	12/15/15	12	0-1	.000	0-0	.000	0-0	.000	0	4	4	1.9	2	0	0	1	1	0	0	1.8	
at Clemson	12/18/15	11	2-2	1.000	0-0	.000	0-0	.000	2	3	5	2.2	2	0	0	1	0	0	4	1.9	
vs. St. John's	12/22/15	6	0-0	.000	0-0	.000	0-0	.000	1	2	3	2.3	2	0	0	1	0	0	0	1.8	
Francis Marion	12/30/15	16	1-1	1.000	0-0	.000	0-7	.000	4	3	7	2.7	0	0	0	2	2	1	0	2	1.8
Memphis	1/2/16	3	0-0	.000	0-0	.000	0-0	.000	0	0	0	2.5	2	0	0	0	0	0	0	1.7	
at Auburn	1/5/16	-	-	-	-	-	-	-	-	-	-	-	-	-	-	-	-	-	-	-	-
Vanderbilt	1/9/16	4	0-0	.000	0-0	.000	0-0	.000	0	3	3	2.5	0	0	0	0	0	0	0	1.6	
at Alabama	1/13/16	3	1-2	.500	0-0	.000	0-0	.000	1	1	2	2.5	0	0	0	0	0	0	2	1.6	
Missouri	1/16/16	2	0-0	.000	0-0	.000	0-0	.000	0	0	0	2.3	0	0	0	1	0	0	0	1.5	
at Ole Miss	1/19/16	-	-	-	-	-	-	-	-	-	-	-	-	-	-	-	-	-	-	-	-
at Tennessee	1/23/16	2	0-1	.000	0-0	.000	0-0	.000	1	1	2	2.3	0	0	0	0	0	0	0	1.4	
Mississippi State	1/26/16	4	0-0	.000	0-0	.000	0-4	.000	0	1	1	2.2	1	0	0	0	0	0	0	1.3	
Alabama	1/30/16	1	0-0	.000	0-0	.000	1-4	.250	1	0	1	2.2	1	0	0	0	0	0	1	1.3	
at Georgia	2/2/16	3	0-0	.000	0-0	.000	0-0	.000	0	0	0	2.1	0	0	0	0	0	0	0	1.3	
Texas A&M	2/6/16	-	-	-	-	-	-	-	-	-	-	-	-	-	-	-	-	-	-	-	-
LSU	2/10/16	1	0-0	.000	0-0	.000	0-0	.000	0	0	0	2.0	0	0	0	0	0	0	0	1.2	
Kentucky	2/13/16	-	-	-	-	-	-	-	-	-	-	-	-	-	-	-	-	-	-	-	-
at Missouri	2/16/16	5	0-0	.000	0-0	.000	0-0	.000	0	1	1	1.9	2	0	0	0	0	0	0	1.1	
Florida	2/20/16	-	-	-	-	-	-	-	-	-	-	-	-	-	-	-	-	-	-	-	-
Tennessee	2/24/16	3	1-1	1.000	0-0	.000	0-0	.000	0	0	0	1.8	1	0	0	2	1	0	2	1.2	
at Mississippi State	2/27/16	-	-	-	-	-	-	-	-	-	-	-	-	-	-	-	-	-	-	-	-
Georgia	3/3/16	-	-	-	-	-	-	-	-	-	-	-	-	-	-	-	-	-	-	-	-
at Arkansas	3/5/16	7	0-3	.000	0-0	.000	0-0	.000	0	3	3	1.9	1	0	0	0	0	0	0	1.1	
vs. Georgia	3/11/16	-	-	-	-	-	-	-	-	-	-	-	-	-	-	-	-	-	-	-	-
High Point	3/15/16	-	-	-	-	-	-	-	-	-	-	-	-	-	-	-	-	-	-	-	-
Georgia Tech	3/21/16	-	-	-	-	-	-	-	-	-	-	-	-	-	-	-	-	-	-	-	-

## CAREER STATISTICS

Season	GP-GS	Min	Avg	FG	FGA	Pct	3FG	3FGA	Pct	FT	FTA	Pct	Off	Def	Tot	Avg	PF	FO	Ast	TO	Blk	Stl	Pts	Avg
2015-16	24-0	147	6.1	13	23	.565	0	0	.000	1	18	.056	13	32	45	1.9	26	0	3	14	3	1	27	1.1

## CAREER SEC STATISTICS

Season	GP-GS	Min	Avg	FG	FGA	Pct	3FG	3FGA	Pct	FT	FTA	Pct	Off	Def	Tot	Avg	PF	FO	Ast	TO	Blk	Stl	Pts	Avg
2016	11-0	35	3.2	2	7	.286	0	0	.000	1	8	.125	3	10	13	1.2	6	0	0	3	1	0	5	0.5



# #2 RAYMOND DOBY

FRESHMAN | FORWARD | 6'6" | 233 | HS

CAHOKIA, ILL./MONTROSE CHRISTIAN SCHOOL

## SEASON NOTABLES

- 3-star prospect who will provide size and athleticism in the front court
- Collected one steal and one rebound in exhibition vs. Allen
- Played four minutes against Western Carolina, recording his first career block
- Played three minutes vs. Drexel
- Scored eight points with four rebounds in just seven minutes of playing time vs. Francis Marion
- Made his SEC debut at Alabama, hitting both field goals in four minutes of action
- Played three minutes in the rematch with the Crimson Tide, attempting a pair of shots
- Stepped in a big moment of the second half against LSU, scoring five points over seven minutes
- Played a season-high 15 minutes against Kentucky, pulling down three rebounds
- Set new season bests against Division I opponents in the win at Arkansas, finishing with eight points and four rebounds in 14 minutes of action

## DOBY'S SEASON HIGHS

### Points

8, twice, last at Arkansas (March 5, 2016)

### Field Goals

3, at Arkansas (March 5, 2016)

### Field Goal Attempts

5, twice, last at Arkansas (March 5, 2016)

### 3-Point Field Goals

-

### 3-Point Field Goal Attempts

1, at Arkansas (March 5, 2016)

### Free Throws

4, vs. Francis Marion (Dec. 30, 2015)

### Free Throw Attempts

8, vs. Francis Marion (Dec. 30, 2015)

### Rebounds

4, twice, last at Arkansas (March 5, 2016)

### Assists

1, twice, last at Arkansas (March 5, 2016)

### Blocks

1, vs. Western Carolina (Nov. 30, 2015)

### Steals

1, 4x, last vs. Kentucky (Feb. 13, 2016)

### Minutes Played

15, vs. Kentucky (Feb. 13, 2016)

## 2015-16

Opponent	Date	GS	Min	FG-FGA	Pct	3FG-FGA	Pct	FT-FTA	Pct	Off	Def	Tot	Avg	PF	FO	A	TO	Blk	Stl	Pts	Avg
Norfolk State	11/14/15	-	-	-	-	-	-	-	-	-DNP - Coach's Decision-	-	-	-	-	-	-	-	-	-	-	-
Oral Roberts	11/16/15	1	0-0	.000	0-0	.000	0-0	.000	0	0	0	0.0	1	0	0	0	0	0	0	0	0.0
vs. DePaul	11/20/15	1	0-0	.000	0-0	.000	0-0	.000	0	0	0	0.0	3	0	0	0	0	0	0	0	0.0
vs. Hofstra	11/22/15	-	-	-	-	-	-	-	-	-DNP - Coach's Decision-	-	-	-	-	-	-	-	-	-	-	-
vs. Tulsa	11/23/15	-	-	-	-	-	-	-	-	-DNP - Coach's Decision-	-	-	-	-	-	-	-	-	-	-	-
Lipscomb	11/27/15	2	0-1	.000	0-0	.000	0-0	.000	0	1	1	0.3	0	0	0	0	0	0	0	0	0.0
Western Carolina	11/30/15	4	0-0	.000	0-0	.000	0-0	.000	0	0	0	0.3	0	0	0	0	0	1	0	0	0.0
USF	12/5/15	-	-	-	-	-	-	-	-	-DNP - Back Spasms-	-	-	-	-	-	-	-	-	-	-	-
Drexel	12/15/15	3	0-0	.000	0-0	.000	0-0	.000	0	0	0	0.2	0	0	0	1	0	0	0	0	0.0
at Clemson	12/18/15	-	-	-	-	-	-	-	-	-DNP - Coach's Decision-	-	-	-	-	-	-	-	-	-	-	-
vs. St. John's	12/22/15	-	-	-	-	-	-	-	-	-DNP - Coach's Decision-	-	-	-	-	-	-	-	-	-	-	-
Francis Marion	12/30/15	7	2-5	.400	0-0	.000	4-8	.500	3	1	4	0.8	0	0	0	0	0	0	0	8	1.3
Memphis	1/2/16	-	-	-	-	-	-	-	-	-DNP - Coach's Decision-	-	-	-	-	-	-	-	-	-	-	-
at Auburn	1/5/16	-	-	-	-	-	-	-	-	-DNP - Coach's Decision-	-	-	-	-	-	-	-	-	-	-	-
Vanderbilt	1/9/16	-	-	-	-	-	-	-	-	-DNP - Coach's Decision-	-	-	-	-	-	-	-	-	-	-	-
at Alabama	1/13/16	4	2-2	1.000	0-0	.000	0-0	.000	0	0	0	0.7	0	0	0	0	0	0	0	4	1.7
Missouri	1/16/16	-	-	-	-	-	-	-	-	-DNP - Coach's Decision-	-	-	-	-	-	-	-	-	-	-	-
at Ole Miss	1/19/16	-	-	-	-	-	-	-	-	-DNP - Coach's Decision-	-	-	-	-	-	-	-	-	-	-	-
at Tennessee	1/23/16	-	-	-	-	-	-	-	-	-DNP - Coach's Decision-	-	-	-	-	-	-	-	-	-	-	-
Mississippi State	1/26/16	-	-	-	-	-	-	-	-	-DNP - Coach's Decision-	-	-	-	-	-	-	-	-	-	-	-
Alabama	1/30/16	3	0-2	.000	0-0	.000	0-0	.000	0	0	0	0.6	1	0	0	0	0	0	1	0	1.5
at Georgia	2/2/16	6	0-0	.000	0-0	.000	0-0	.000	0	0	0	0.6	1	0	0	0	0	1	0	1.3	
Texas A&M	2/6/16	-	-	-	-	-	-	-	-	-DNP - Coach's Decision-	-	-	-	-	-	-	-	-	-	-	-
LSU	2/10/16	7	1-2	.500	0-0	.000	3-3	1.000	0	0	0	0.5	1	0	1	1	0	1	5	1.7	
Kentucky	2/13/16	15	1-3	.333	0-0	.000	0-0	.000	1	2	3	0.7	0	0	0	0	0	0	1	2	1.7
at Missouri	2/16/16	8	0-3	.000	0-0	.000	0-2	.000	1	0	1	0.8	0	0	0	0	0	0	0	0	1.6
Florida	2/20/16	-	-	-	-	-	-	-	-	-DNP - Coach's Decision-	-	-	-	-	-	-	-	-	-	-	-
Tennessee	2/24/16	-	-	-	-	-	-	-	-	-DNP - flu like symptoms-	-	-	-	-	-	-	-	-	-	-	-
at Mississippi State	2/27/16	-	-	-	-	-	-	-	-	-DNP - Coach's Decision-	-	-	-	-	-	-	-	-	-	-	-
Georgia	3/3/16	-	-	-	-	-	-	-	-	-DNP - Coach's Decision-	-	-	-	-	-	-	-	-	-	-	-
at Arkansas	3/5/16	14	3-5	.600	0-1	.000	2-2	1.000	1	3	4	1.0	1	0	1	0	0	0	8	2.1	
vs. Georgia	3/11/16	2	0-1	.000	0-0	.000	0-0	.000	2	0	2	1.1	0	0	0	1	0	0	0	0	1.9
High Point	3/15/16	16	1-1	1.000	0-0	.000	0-0	.000	3	1	4	1.3	0	0	0	1	1	0	2	1.9	
Georgia Tech	3/21/16	-	-	-	-	-	-	-	-	-	-	-	-	-	-	-	-	-	-	-	-

## CAREER STATISTICS

Season	GP-GS	Min	Avg	FG	FGA	Pct	3FG	3FGA	Pct	FT	FTA	Pct	Off	Def	Tot	Avg	PF	FO	Ast	TO	Blk	Stl	Pts	Avg
2015-16	15-0	93	6.2	10	25	.400	0	1	.000	9	15	.600	11	8	19	1.3	8	0	2	5	2	4	29	1.9

## CAREER SEC STATISTICS

Season	GP-GS	Min	Avg	FG	FGA	Pct	3FG	3FGA	Pct	FT	FTA	Pct	Off	Def	Tot	Avg	PF	FO	Ast	TO	Blk	Stl	Pts	Avg
2016	7-0	57	8.1	7	17	.412	0	1	.000	5	7	.714	3	5	8	1.1	4	0	2	1	0	4	19	2.7



# #15 PJ DOZIER

FRESHMAN | GUARD | 6'6" | 200 | HS

COLUMBIA, S.C./SPRING VALLEY

## SEASON NOTABLES

- Highly-touted recruit and noted as one of the top point guards in the nation in his class
- Rated as the No. 19 overall prospect by ESPN.com
- 2015 McDonald's All-American and 2014-15 Gatorade Player of the Year in the State of South Carolina
- Dished four assists with two steals, seven points and seven rebounds in exhibition vs. Allen
- Earned the start in first-career game vs. Norfolk State, scored seven points with three assists, four rebounds and three steals in 21 minutes
- Seven points, with two rebounds and two steals in win vs. DePaul
- Best game of the season to date with 12 points and nine rebounds in 26 minutes vs. Hofstra
- Eight points with four assists in Paradise Jam Championship vs. Tulsa
- Scored 11 points and dished a season high five assists with six rebounds and a pair of steals vs. Lipscomb
- Picked up four steals to go with 12 points in 26 minutes against USF
- Led the team with 16 points, ten coming from the free throw line, in 24 minutes of action vs. Drexel
- Had his most efficient night of shooting as a Gamecock, scoring 13 points on 5-of-8 shooting vs. Clemson
- Double figures for first time since Clemson with 11 in win vs. Missouri, also added 7 rebounds
- Three assists with four points in loss at Georgia
- Enjoyed one of his best SEC games, scoring nine points with four assists and four rebounds at Texas A&M
- Set a new personal best for points in SEC play after scoring 12 against LSU; 10 came in the second half
- Scored 12 points in 26 minutes on the road at Missouri
- Dished six assists and scored four points in home win vs. Tennessee
- Four assists in loss at Mississippi State

## DOZIER'S SEASON HIGHS

### Points

16, vs. Drexel (Dec. 15, 2015)

### Field Goals

5, 4x, last vs. LSU (Feb. 10, 2016)

### Field Goal Attempts

12, vs. USF (Dec. 5, 2015)

### 3-Point Field Goals

2, vs. Hofstra (Nov. 22, 2015)

### 3-Point Field Goal Attempts

4, twice, last vs. Francis Marion (Dec. 30, 2015)

### Free Throws

10, vs. Drexel (Dec. 15, 2015)

### Free Throw Attempts

16, vs. Drexel (Dec. 15, 2015)

### Rebounds

9, vs. Hofstra (Nov. 22, 2015)

### Assists

5, twice, last at Auburn (Jan. 5, 2016)

### Blocks

2, vs. Oral Roberts (Nov. 16, 2015)

### Steals

5, vs. Francis Marion (Dec. 30, 2015)

### Minutes Played

27, at Clemson (Dec. 18, 2015)

## 2015-16

Opponent	Date	GS	Min	FG-FGA	Pct	3FG-3FGA	Pct	FT-FTA	Pct	Off	Def	Tot	Avg	PF	FO	A	TO	Blk	Stl	Pts	Avg
Norfolk State	11/14/15	*	21	3-7	.428	1-2	.500	0-2	.000	1	3	4	4.0	3	0	3	1	0	3	7	7.0
Oral Roberts	11/16/15	*	12	0-3	.000	0-1	.000	0-0	.000	0	2	2	3.0	2	0	2	1	2	1	0	3.5
vs. DePaul	11/20/15	*	14	3-6	.500	0-0	.000	1-2	.500	1	1	2	2.7	2	0	0	2	0	2	7	4.7
vs. Hofstra	11/22/15	*	26	5-10	.500	2-2	1.000	0-1	.000	4	5	9	4.3	3	0	2	3	0	0	12	6.5
vs. Tulsa	11/23/15	*	17	3-6	.500	2-4	.500	0-0	.000	0	4	4	4.2	4	0	4	2	1	0	8	6.8
Lipscomb	11/27/15	*	23	5-11	.454	1-3	.333	0-2	.000	2	4	6	4.5	2	0	5	4	1	2	11	7.5
Western Carolina	11/30/15	*	12	0-3	.000	0-1	.000	0-0	.000	1	2	3	4.3	3	0	0	2	0	0	0	6.4
USF	12/5/15	*	26	4-12	.333	0-1	.000	4-6	.667	0	1	1	3.9	2	0	2	2	1	4	12	7.1
Drexel	12/15/15	*	24	3-6	.500	0-0	.000	10-16	.625	0	4	4	3.9	0	0	3	1	0	0	16	8.1
at Clemson	12/18/15	*	27	5-8	.625	1-1	1.000	2-3	.667	1	5	6	4.1	2	0	1	2	0	1	13	8.6
vs. St. John's	12/22/15	*	24	3-11	.273	0-1	.000	0-0	.000	0	3	3	4.0	2	0	1	3	1	2	6	8.4
Francis Marion	12/30/15	*	22	3-8	.375	0-4	.000	0-0	.000	0	1	1	3.8	3	0	1	2	1	5	6	8.2
Memphis	1/2/16	*	15	3-7	.429	0-1	.000	1-3	.333	0	2	2	3.6	3	0	0	2	0	0	7	8.1
at Auburn	1/5/16	*	15	2-5	.400	0-2	.000	0-0	.000	2	2	4	3.6	0	0	5	6	0	1	4	7.8
Vanderbilt	1/9/16	*	21	4-9	.444	0-0	.000	1-2	.500	0	3	3	3.6	3	0	0	3	0	0	9	7.9
at Alabama	1/13/16	*	15	0-5	.000	0-1	.000	0-0	.000	1	0	1	3.4	5	1	0	4	0	0	0	7.4
Missouri	1/16/16	*	24	4-9	.444	0-1	.000	3-4	.750	2	5	7	3.6	3	0	1	4	0	1	11	7.6
at Ole Miss	1/19/16	*	19	2-7	.286	0-3	.000	2-6	.333	1	3	4	3.7	2	0	3	4	1	0	6	7.5
at Tennessee	1/23/16	*	17	2-5	.400	0-1	.000	2-2	1.000	0	2	2	3.6	4	0	1	3	0	1	6	7.4
Mississippi State	1/26/16	*	13	2-4	.500	0-0	.000	2-4	.500	2	0	2	3.5	4	0	3	4	1	1	6	7.4
Alabama	1/30/16	*	17	3-9	.333	0-2	.000	1-3	.333	2	3	5	3.6	4	0	2	1	0	1	7	7.3
at Georgia	2/2/16	*	24	2-8	.250	0-1	.000	0-1	.000	0	1	1	3.5	4	0	3	2	0	1	4	7.2
Texas A&M	2/6/16	*	25	4-7	.571	0-2	.000	1-2	.500	2	2	4	3.5	1	0	4	3	0	1	9	7.3
LSU	2/10/16	*	19	5-11	.454	0-2	.000	2-2	1.000	0	1	1	3.4	4	0	3	0	0	1	12	7.5
Kentucky	2/13/16	*	21	1-7	.143	0-1	.000	0-0	.000	1	2	3	3.4	4	0	0	4	1	1	2	7.2
at Missouri	2/16/16	*	26	5-14	.357	0-1	.000	2-2	1.000	2	2	4	3.4	1	0	2	2	0	2	12	7.4
Florida	2/20/16	*	5	0-2	.000	0-0	.000	0-0	.000	0	0	0	3.3	0	0	0	1	0	0	0	7.1
Tennessee	2/24/16	*	20	2-6	.333	0-2	.000	0-0	.000	0	2	2	3.2	1	0	6	2	1	0	4	7.0
at Mississippi State	2/27/16	*	21	2-7	.285	0-1	.000	0-0	.000	1	2	3	3.2	4	0	4	3	0	0	4	6.9
Georgia	3/3/16	*	6	1-2	.500	1-1	1.000	0-0	.000	0	1	1	3.1	2	0	0	4	0	1	3	6.8
at Arkansas	3/5/16	*	24	1-4	.250	0-0	.000	2-2	1.000	0	2	2	3.1	2	0	3	6	1	0	4	6.7
vs. Georgia	3/11/16	*	7	1-3	.333	0-0	.000	0-0	.000	0	0	0	3.0	4	0	0	1	0	2	2	6.6
High Point	3/15/16	*	22	1-8	.125	0-3	.000	1-3	.333	1	4	5	3.1	0	0	5	2	0	0	3	6.5
Georgia Tech	3/21/16	*																			

## CAREER STATISTICS

Season	GP-GS	Min	Avg	FG	FGA	Pct	3FG	3FGA	Pct	FT	FTA	Pct	Off	Def	Tot	Avg	PF	FO	Ast	TO	Blk	Stl	Pts	Avg
2015-16	32-28	602	18.8	83	222	.374	8	42	.190	36	65	.554	26	70	96	3.0	83	1	64	84	12	33	210	6.6

## CAREER SEC STATISTICS

Season	GP-GS	Min	Avg	FG	FGA	Pct	3FG	3FGA	Pct	FT	FTA	Pct	Off	Def	Tot	Avg	PF	FO	Ast	TO	Blk	Stl	Pts	Avg
2016	18-14	332	18.4	42	121	.347	1	21	.048	18	30	.600	16	33	49	2.7	48	1	40	56	5	12	103	5.7



# #4 JAMALL GREGORY

FRESHMAN | GUARD | 6'2" | 202 | HS

WASHINGTON, D.C./COOLIDGE

## SEASON NOTABLES

- Very athletic guard who averaged 21 points per game during his senior season of high school
- Dished three assists in exhibition win vs. Allen
- Showed off his leaping ability to score his first points as a Gamecock, adding a pair of rebounds in a win over Western Carolina
- Played three minutes vs. Drexel, hitting a free throw and passing out his first collegiate assist
- Scored six points with three rebounds and three assists against Francis Marion
- Played three minutes in the first half of the team's win over Memphis, hitting his lone field goal attempt
- Was the team's sparkplug off the bench at Alabama, scoring eight points in the second half
- Played a major role in the team's comeback at Ole Miss, playing 18 minutes and scoring four points with five rebounds, including a Sportscenter Top 10 dunk
- Played 12 minutes at Texas A&M, getting a season-high two steals and a block
- Matched his season highs in assists (with 3) playing time (18 minutes) against LSU
- Scored four points with a pair of rebounds in 12 minutes at home vs. Georgia

## GREGORY'S SEASON HIGHS

### Points

8, at Alabama (Jan. 13, 2016)

### Field Goals

3, at Alabama (Jan. 13, 2016)

### Field Goal Attempts

6, vs. Francis Marion (Dec. 30, 2015)

### 3-Point Field Goals

1, twice, last at Alabama (Jan. 13, 2016)

### 3-Point Field Goal Attempts

4, vs. Francis Marion (Dec. 30, 2015)

### Free Throws

2, at Ole Miss (Jan. 19, 2016)

### Free Throw Attempts

3, at Alabama (Jan. 13, 2016)

### Rebounds

5, at Ole Miss (Jan. 19, 2016)

### Assists

3, twice, last vs. LSU (Feb. 10, 2016)

### Blocks

1, twice, last at Texas A&M (Feb. 6, 2016)

### Steals

2, at Texas A&M (Feb. 6, 2016)

### Minutes Played

18, twice, last vs. LSU (Feb. 10, 2016)

## 2015-16

Opponent	Date	GS	Min	FG-FGA	Pct	3FG-3FGA	Pct	FT-FTA	Pct	Off	Def	Tot	Avg	PF	FO	A	TO	Blk	Stl	Pts	Avg
Norfolk State	11/14/15	-	-	-	-	-	-	-	-	-	-	-	-	-	-	-	-	-	-	-	-
Oral Roberts	11/16/15	1	0-0	.000	0-0	.000	0-0	.000	0	1	1	1.0	0	0	0	0	0	0	0	0	0.0
vs. DePaul	11/20/15	1	0-0	.000	0-0	.000	0-0	.000	0	0	0	0.5	0	0	0	0	0	0	0	0	0.0
vs. Hofstra	11/22/15	-	-	-	-	-	-	-	-	-	-	-	-	-	-	-	-	-	-	-	-
vs. Tulsa	11/23/15	-	-	-	-	-	-	-	-	-	-	-	-	-	-	-	-	-	-	-	-
Lipscomb	11/27/15	2	0-0	.000	0-0	.000	0-0	.000	0	0	0	0.3	1	0	0	1	0	0	0	0	0.0
Western Carolina	11/30/15	7	1-2	.500	0-0	.000	0-0	.000	1	1	2	0.8	0	0	0	2	0	0	0	2	0.5
USF	12/5/15	-	-	-	-	-	-	-	-	-	-	-	-	-	-	-	-	-	-	-	-
Drexel	12/15/15	3	0-0	.000	0-0	.000	1-2	.500	0	1	1	0.6	0	0	1	0	0	0	1	1	0.6
at Clemson	12/18/15	-	-	-	-	-	-	-	-	-	-	-	-	-	-	-	-	-	-	-	-
vs. St. John's	12/22/15	-	-	-	-	-	-	-	-	-	-	-	-	-	-	-	-	-	-	-	-
Francis Marion	12/30/15	14	2-6	.333	1-4	.250	1-2	.500	1	2	3	1.0	1	0	3	0	0	1	6	1.5	
Memphis	1/2/16	3	1-1	1.000	0-0	.000	0-0	.000	0	1	1	1.0	2	0	0	0	0	0	0	2	1.6
at Auburn	1/5/16	-	-	-	-	-	-	-	-	-	-	-	-	-	-	-	-	-	-	-	-
Vanderbilt	1/9/16	-	-	-	-	-	-	-	-	-	-	-	-	-	-	-	-	-	-	-	-
at Alabama	1/13/16	9	3-3	1.000	1-1	1.000	1-3	.333	0	0	0	0.9	2	0	1	0	0	0	0	8	2.4
Missouri	1/16/16	-	-	-	-	-	-	-	-	-	-	-	-	-	-	-	-	-	-	-	-
at Ole Miss	1/19/16	18	1-1	1.000	0-0	.000	2-2	1.000	0	5	5	1.3	4	0	2	0	0	0	0	4	2.6
at Tennessee	1/23/16	7	1-1	1.000	0-0	.000	0-0	.000	1	0	1	1.3	3	0	0	0	0	1	0	2	2.5
Mississippi State	1/26/16	-	-	-	-	-	-	-	-	-	-	-	-	-	-	-	-	-	-	-	-
Alabama	1/30/16	-	-	-	-	-	-	-	-	-	-	-	-	-	-	-	-	-	-	-	-
at Georgia	2/2/16	3	0-0	.000	0-0	.000	0-0	.000	0	1	1	1.3	0	0	0	0	1	0	0	2	2.3
Texas A&M	2/6/16	12	0-1	.000	0-0	.000	0-0	.000	0	0	0	1.1	3	0	1	2	1	2	0	2	2.1
LSU	2/10/16	18	1-2	.500	0-0	.000	0-0	.000	1	2	1	1.2	1	0	3	1	0	1	2	2.1	
Kentucky	2/13/16	1	0-0	.000	0-0	.000	0-0	.000	0	0	0	1.1	1	0	0	0	0	0	0	0	1.9
at Missouri	2/16/16	9	1-2	.500	0-0	.000	1-2	.500	0	1	1	1.1	1	0	0	1	0	0	3	2.0	
Florida	2/20/16	3	0-0	.000	0-0	.000	0-0	.000	0	0	0	1.0	0	0	0	0	0	0	0	0	1.9
Tennessee	2/24/16	5	0-2	.000	0-1	.000	0-0	.000	0	0	0	0.9	0	0	1	0	0	0	0	0	1.8
at Mississippi State	2/27/16	3	0-1	.000	0-0	.000	0-0	.000	0	0	0	0.9	2	0	0	1	0	0	0	0	1.7
Georgia	3/3/16	12	1-2	.500	0-0	.000	2-2	1.000	0	2	2	0.9	3	0	0	0	0	0	0	4	1.8
at Arkansas	3/5/16	2	0-0	.000	0-0	.000	0-0	.000	0	0	0	0.9	0	0	0	0	0	0	0	0	1.7
vs. Georgia	3/11/16	-	-	-	-	-	-	-	-	-	-	-	-	-	-	-	-	-	-	-	-
High Point	3/15/16	-	-	-	-	-	-	-	-	-	-	-	-	-	-	-	-	-	-	-	-
Georgia Tech	3/21/16	-	-	-	-	-	-	-	-	-	-	-	-	-	-	-	-	-	-	-	-

## CAREER STATISTICS

Season	GP-GS	Min	Avg	FG	FGA	Pct	3FG	3FGA	Pct	FT	FTA	Pct	Off	Def	Tot	Avg	PF	FO	Ast	TO	Blk	Stl	Pts	Avg
2015-16	20-0	133	6.7	12	24	.500	2	6	.333	8	13	.615	4	14	18	0.9	23	0	12	8	2	6	34	1.7

## CAREER SEC STATISTICS

Season	GP-GS	Min	Avg	FG	FGA	Pct	3FG	3FGA	Pct	FT	FTA	Pct	Off	Def	Tot	Avg	PF	FO	Ast	TO	Blk	Stl	Pts	Avg
2016	13-0	102	7.8	8	15	.533	1	2	.500	6	9	.667	2	9	11	0.8	20	0	8	6	2	4	23	1.8



# #31 JARRELL HOLLIMAN

R-SOPHOMORE | FORWARD | 6'7" | 200 | HS

ALPHARETTA, GA./ALPHARETTA/ELMHURST COLLEGE

## SEASON NOTABLES

- Walk-on transfer from Elmhurst College
- Saw action in two games at Elmhurst
- Scored two points and collected one steal in exhibition vs. Allen
- Played two minutes against Western Carolina
- Saw time in the team's win over Francis Marion

## HOLLIMAN'S SEASON HIGHS

### Points

-

### Field Goals

-

### Field Goal Attempts

-

### 3-Point Field Goals

-

### 3-Point Field Goal Attempts

-

### Free Throws

-

### Free Throw Attempts

-

### Rebounds

-

### Assists

-

### Blocks

-

### Steals

-

### Minutes Played

2, twice, last vs. Francis Marion (Dec. 30, 2015)

## 2015-16

Opponent	Date	GS	Min	FG-FGA	Pct	3FG-FGA	Pct	FT-FTA	Pct	Off	Def	Tot	Avg	PF	FO	A	TO	Blk	Stl	Pts	Avg	
Norfolk State	11/14/15	-	-	-	-	-	-	-	-	-DNP - Coach's Decision-	-	-	-	-	-	-	-	-	-	-	-	-
Oral Roberts	11/16/15	1	0-0	.000	0-0	.000	0-0	.000	0	0	0	0.0	0	0	0	0	0	0	0	0	0	0.0
vs. DePaul	11/20/15	-	-	-	-	-	-	-	-	-DNP - Coach's Decision-	-	-	-	-	-	-	-	-	-	-	-	-
vs. Hofstra	11/22/15	-	-	-	-	-	-	-	-	-DNP - Coach's Decision-	-	-	-	-	-	-	-	-	-	-	-	-
vs. Tulsa	11/23/15	-	-	-	-	-	-	-	-	-DNP - Coach's Decision-	-	-	-	-	-	-	-	-	-	-	-	-
Lipscomb	11/27/15	-	-	-	-	-	-	-	-	-DNP - Coach's Decision-	-	-	-	-	-	-	-	-	-	-	-	-
Western Carolina	11/30/15	2	0-0	.000	0-0	.000	0-0	.000	0	0	0	0.0	0	0	0	1	0	0	0	0	0	0.0
USF	12/5/15	-	-	-	-	-	-	-	-	-DNP - Coach's Decision-	-	-	-	-	-	-	-	-	-	-	-	-
Drexel	12/15/15	-	-	-	-	-	-	-	-	-DNP - Coach's Decision-	-	-	-	-	-	-	-	-	-	-	-	-
at Clemson	12/18/15	-	-	-	-	-	-	-	-	-DNP - Coach's Decision-	-	-	-	-	-	-	-	-	-	-	-	-
vs. St. John's	12/22/15	-	-	-	-	-	-	-	-	-DNP - Coach's Decision-	-	-	-	-	-	-	-	-	-	-	-	-
Francis Marion	12/30/15	2	0-0	.000	0-0	.000	0-0	.000	0	0	0	0.0	0	0	0	0	0	0	0	0	0	0.0
Memphis	1/2/16	-	-	-	-	-	-	-	-	-DNP - Coach's Decision-	-	-	-	-	-	-	-	-	-	-	-	-
at Auburn	1/5/16	-	-	-	-	-	-	-	-	-DNP - Coach's Decision-	-	-	-	-	-	-	-	-	-	-	-	-
Vanderbilt	1/9/16	-	-	-	-	-	-	-	-	-DNP - Coach's Decision-	-	-	-	-	-	-	-	-	-	-	-	-
at Alabama	1/13/16	-	-	-	-	-	-	-	-	-DNP - Coach's Decision-	-	-	-	-	-	-	-	-	-	-	-	-
Missouri	1/16/16	-	-	-	-	-	-	-	-	-DNP - Coach's Decision-	-	-	-	-	-	-	-	-	-	-	-	-
at Ole Miss	1/19/16	-	-	-	-	-	-	-	-	-DNP - Coach's Decision-	-	-	-	-	-	-	-	-	-	-	-	-
at Tennessee	1/23/16	-	-	-	-	-	-	-	-	-DNP - Coach's Decision-	-	-	-	-	-	-	-	-	-	-	-	-
Mississippi State	1/26/16	-	-	-	-	-	-	-	-	-DNP - Coach's Decision-	-	-	-	-	-	-	-	-	-	-	-	-
Alabama	1/30/16	-	-	-	-	-	-	-	-	-DNP - Coach's Decision-	-	-	-	-	-	-	-	-	-	-	-	-
at Georgia	2/2/16	-	-	-	-	-	-	-	-	-DNP - Coach's Decision-	-	-	-	-	-	-	-	-	-	-	-	-
Texas A&M	2/6/16	-	-	-	-	-	-	-	-	-DNP - Coach's Decision-	-	-	-	-	-	-	-	-	-	-	-	-
LSU	2/10/16	-	-	-	-	-	-	-	-	-DNP - Coach's Decision-	-	-	-	-	-	-	-	-	-	-	-	-
Kentucky	2/13/16	-	-	-	-	-	-	-	-	-DNP - Coach's Decision-	-	-	-	-	-	-	-	-	-	-	-	-
at Missouri	2/16/16	-	-	-	-	-	-	-	-	-DNP - Coach's Decision-	-	-	-	-	-	-	-	-	-	-	-	-
Florida	2/20/16	-	-	-	-	-	-	-	-	-DNP - Coach's Decision-	-	-	-	-	-	-	-	-	-	-	-	-
Tennessee	2/24/16	-	-	-	-	-	-	-	-	-DNP - flu like symptoms	-	-	-	-	-	-	-	-	-	-	-	-
at Mississippi State	2/27/16	-	-	-	-	-	-	-	-	-DNP - flu like symptoms	-	-	-	-	-	-	-	-	-	-	-	-
Georgia	3/3/16	-	-	-	-	-	-	-	-	-DNP - Coach's Decision-	-	-	-	-	-	-	-	-	-	-	-	-
at Arkansas	3/5/16	-	-	-	-	-	-	-	-	-DNP - Coach's Decision-	-	-	-	-	-	-	-	-	-	-	-	-
vs. Georgia	3/11/16	-	-	-	-	-	-	-	-	-DNP - Coach's Decision-	-	-	-	-	-	-	-	-	-	-	-	-
High Point	3/15/16	4	0-0	.000	0-0	.000	0-0	.000	0	0	0	0.0	1	0	0	0	0	0	0	0	0	0.0
Georgia Tech	3/21/16	-	-	-	-	-	-	-	-	-	-	-	-	-	-	-	-	-	-	-	-	-

## CAREER STATISTICS

Season	GP-GS	Min	Avg	FG	FGA	Pct	3FG	3FGA	Pct	FT	FTA	Pct	Off	Def	Tot	Avg	PF	FO	Ast	TO	Blk	Stl	Pts	Avg
2015-16	4-0	9	2.3	0	0	.000	0	0	.000	0	0	.000	0	0	0	0.0	1	0	0	1	0	0	0	0.0

## CAREER SEC STATISTICS

Season	GP-GS	Min	Avg	FG	FGA	Pct	3FG	3FGA	Pct	FT	FTA	Pct	Off	Def	Tot	Avg	PF	FO	Ast	TO	Blk	Stl	Pts	Avg
2016	-	-	-	-	-	-	-	-	-	-	-	-	-	-	-	-	-	-	-	-	-	-	-	-





# #21 JOHN RAGIN

FRESHMAN | GUARD | 6'2" | 177 | HS

EASTOVER, S.C./CARDINAL NEWMAN

## SEASON NOTABLES

- Walk-on from Cardinal Newman High School in Columbia
- Named all-state, all-region, all-conference during his senior season of high school
- Collected two rebounds in exhibition vs. Allen
- Saw his first playing time of the regular season in a win over Western Carolina
- Played down the stretch against USF
- Scored his first collegiate points in the win over Francis Marion
- Made his SEC debut at Alabama

## RAGIN'S SEASON HIGHS

### Points

2, vs. Francis Marion (Dec. 30, 2015)

### Field Goals

1, vs. Francis Marion (Dec. 30, 2015)

### Field Goal Attempts

1, 3x, last vs. Francis Marion (Dec. 30, 2015)

### 3-Point Field Goals

-

### 3-Point Field Goal Attempts

1, vs. USF (Dec. 5, 2015)

### Free Throws

-

### Free Throw Attempts

-

### Rebounds

1, vs. Western Carolina (Nov. 30, 2015)

### Assists

-

### Blocks

-

### Steals

-

### Minutes Played

2, 4x, last at Alabama (Jan. 13, 2016)

## 2015-16

Opponent	Date	GS	Min	FG-FGA	Pct	3FG-FGA	Pct	FT-FTA	Pct	Off	Def	Tot	Avg	PF	FO	A	TO	Blk	Stl	Pts	Avg
Norfolk State	11/14/15	-	-	-	-	-	-	-	-	-	-	-	-	-	-	-	-	-	-	-	-
Oral Roberts	11/16/15	-	-	-	-	-	-	-	-	-	-	-	-	-	-	-	-	-	-	-	-
vs. DePaul	11/20/15	-	-	-	-	-	-	-	-	-	-	-	-	-	-	-	-	-	-	-	-
vs. Hofstra	11/22/15	-	-	-	-	-	-	-	-	-	-	-	-	-	-	-	-	-	-	-	-
vs. Tulsa	11/23/15	-	-	-	-	-	-	-	-	-	-	-	-	-	-	-	-	-	-	-	-
Lipscomb	11/27/15	-	-	-	-	-	-	-	-	-	-	-	-	-	-	-	-	-	-	-	-
Western Carolina	11/30/15	2	0-1	.000	0-0	.000	0-0	.000	0	1	1	1.0	0	0	0	0	0	0	0	0	0.0
USF	12/5/15	2	0-1	.000	0-1	.000	0-0	.000	0	0	0	0.5	0	0	0	0	0	0	0	0	0.0
Drexel	12/15/15	-	-	-	-	-	-	-	-	-	-	-	-	-	-	-	-	-	-	-	-
at Clemson	12/18/15	-	-	-	-	-	-	-	-	-	-	-	-	-	-	-	-	-	-	-	-
vs. St. John's	12/22/15	-	-	-	-	-	-	-	-	-	-	-	-	-	-	-	-	-	-	-	-
Francis Marion	12/30/15	2	1-1	1.000	0-0	.000	0-0	.000	0	0	0	0.3	0	0	0	0	0	0	0	2	0.7
Memphis	1/2/16	-	-	-	-	-	-	-	-	-	-	-	-	-	-	-	-	-	-	-	-
at Auburn	1/5/16	-	-	-	-	-	-	-	-	-	-	-	-	-	-	-	-	-	-	-	-
Vanderbilt	1/9/16	-	-	-	-	-	-	-	-	-	-	-	-	-	-	-	-	-	-	-	-
at Alabama	1/13/16	2	0-0	.000	0-0	.000	0-0	.000	0	0	0	0.3	0	0	0	0	0	0	0	0	0.5
Missouri	1/16/16	-	-	-	-	-	-	-	-	-	-	-	-	-	-	-	-	-	-	-	-
at Ole Miss	1/19/16	-	-	-	-	-	-	-	-	-	-	-	-	-	-	-	-	-	-	-	-
at Tennessee	1/23/16	-	-	-	-	-	-	-	-	-	-	-	-	-	-	-	-	-	-	-	-
Mississippi State	1/26/16	-	-	-	-	-	-	-	-	-	-	-	-	-	-	-	-	-	-	-	-
Alabama	1/30/16	-	-	-	-	-	-	-	-	-	-	-	-	-	-	-	-	-	-	-	-
at Georgia	2/2/16	-	-	-	-	-	-	-	-	-	-	-	-	-	-	-	-	-	-	-	-
Texas A&M	2/6/16	-	-	-	-	-	-	-	-	-	-	-	-	-	-	-	-	-	-	-	-
LSU	2/10/16	-	-	-	-	-	-	-	-	-	-	-	-	-	-	-	-	-	-	-	-
Kentucky	2/13/16	-	-	-	-	-	-	-	-	-	-	-	-	-	-	-	-	-	-	-	-
at Missouri	2/16/16	-	-	-	-	-	-	-	-	-	-	-	-	-	-	-	-	-	-	-	-
Florida	2/20/16	-	-	-	-	-	-	-	-	-	-	-	-	-	-	-	-	-	-	-	-
Tennessee	2/24/16	-	-	-	-	-	-	-	-	-	-	-	-	-	-	-	-	-	-	-	-
at Mississippi State	2/27/16	-	-	-	-	-	-	-	-	-	-	-	-	-	-	-	-	-	-	-	-
Georgia	3/3/16	-	-	-	-	-	-	-	-	-	-	-	-	-	-	-	-	-	-	-	-
at Arkansas	3/5/16	-	-	-	-	-	-	-	-	-	-	-	-	-	-	-	-	-	-	-	-
vs. Georgia	3/11/16	-	-	-	-	-	-	-	-	-	-	-	-	-	-	-	-	-	-	-	-
High Point	3/15/16	-	-	-	-	-	-	-	-	-	-	-	-	-	-	-	-	-	-	-	-
Georgia Tech	3/21/16	-	-	-	-	-	-	-	-	-	-	-	-	-	-	-	-	-	-	-	-

## CAREER STATISTICS

Season	GP-GS	Min	Avg	FG	FGA	Pct	3FG	3FGA	Pct	FT	FIA	Pct	Off	Def	Tot	Avg	PF	FO	Ast	TO	Blk	Stl	Pts	Avg
2015-16	4-0	8	2.0	1	3	.333	0	1	.000	0	0	.000	0	1	1	0.3	0	0	0	0	0	0	2	0.5

## CAREER SEC STATISTICS

Season	GP-GS	Min	Avg	FG	FGA	Pct	3FG	3FGA	Pct	FT	FIA	Pct	Off	Def	Tot	Avg	PF	FO	Ast	TO	Blk	Stl	Pts	Avg
2016	1-0	2	2.0	0	0	.000	0	0	.000	0	0	.000	0	0	0	0.0	0	0	0	0	0	0	0	0.0



# #30 CHRIS SILVA

FRESHMAN | FORWARD | 6'9" | 220 | HS

LIBREVILLE, GABON/ROSELLE (N.J.)

## SEASON NOTABLES

- Has only been playing organized basketball for a few years
- Native of Gabon, who played high school basketball in the United States
- Extremely athletic
- A four-star prospect by several outlets, including ESPN.com
- Earned the start in exhibition win vs. Allen, scoring seven points and pulling down 10 rebounds
- Scored 12 points and pulled down a game high nine rebounds, including five on the offensive glass, in first-career game vs. Norfolk State
- Scored four points, with one block and two rebounds vs. DePaul
- Scored 7 points with a 5-of-6 effort from the foul line in win vs. Hofstra
- Matched season high with 12 points off the bench vs. Lipscomb, also pulling down a team best seven rebounds and blocking two shots
- Pulled down 11 rebounds against Western Carolina, coming one point shy of his first career double-double
- Blocked a season-high three shots and added four rebounds in 16 minutes against USF
- Played 30 minutes vs. Drexel, with a pair of highlight-reel blocks, nine points and seven rebounds
- Scored a season-high 13 points with six rebounds and three blocks in 19 minutes of action vs. Francis Marion
- Scored six points with seven rebounds in just 13 minutes of playing time against Memphis
- Pulled down three rebounds with nine points in win vs. Missouri
- Had his best conference outing at Tennessee, scoring 11 points with five rebounds and three steals
- Earned his first career start vs. Alabama, and responded with 12 points, six rebounds and three blocks
- Came two rebounds shy of his first double-double, finishing with 10 points and eight rebounds vs. Kentucky
- Near double-double with nine points and nine rebounds in home win vs. Tennessee

## SILVA'S SEASON HIGHS

### Points

13, vs. Francis Marion (Dec. 30, 2015)

### Field Goals

5, vs. Francis Marion (Dec. 30, 2015)

### Field Goal Attempts

8, twice, last at Tennessee (Jan. 23, 2016)

### 3-Point Field Goals

-

### 3-Point Field Goal Attempts

-

### Free Throws

8, vs. Norfolk State (Nov. 14, 2015)

### Free Throw Attempts

12, vs. Norfolk State (Nov. 14, 2015)

### Rebounds

11, vs. Western Carolina (Nov. 30, 2015)

### Assists

1, 5x, last vs. Tennessee (Feb. 24, 2016)

### Blocks

3, 3x, last vs. Alabama (Jan. 30, 2016)

### Steals

3, at Tennessee (Jan. 23, 2016)

### Minutes Played

30, vs. Drexel (Dec. 15, 2015)

## 2015-16

Opponent	Date	GS	Min	FG-FGA	Pct	3FG-FGA	Pct	FT-FTA	Pct	Off	Def	Tot	Avg	PF	FO	A	TO	Blk	Stl	Pts	Avg
Norfolk State	11/14/15	24	2-5	.400	0-0	.000	8-12	.667	5	4	9	9.0	3	0	0	3	2	1	12	12.0	
Oral Roberts	11/16/15	6	1-2	.500	0-0	.000	0-2	.000	1	2	3	6.0	4	0	0	0	0	0	2	7.0	
vs. DePaul	11/20/15	10	1-3	.333	0-0	.000	2-4	.500	0	2	2	4.7	4	0	0	1	1	0	4	6.0	
vs. Hofstra	11/22/15	11	1-5	.200	0-0	.000	5-6	.833	3	0	3	4.3	2	0	0	2	0	0	7	6.3	
vs. Tulsa	11/23/15	6	0-2	.000	0-0	.000	0-0	.000	0	1	1	3.6	3	0	0	2	0	0	0	5.0	
Lipscomb	11/27/15	18	3-4	.750	0-0	.000	6-8	.750	2	5	7	4.2	1	0	1	2	2	0	12	6.2	
Western Carolina	11/30/15	15	2-3	.667	0-0	.000	5-10	.500	4	7	11	5.1	2	0	0	1	2	0	9	6.6	
USF	12/5/15	16	1-5	.200	0-0	.000	2-4	.500	2	2	4	5.0	4	0	0	0	3	0	4	6.3	
Drexel	12/15/15	30	3-5	.600	0-0	.000	3-4	.750	2	5	7	5.2	3	0	1	3	2	2	9	6.6	
at Clemson	12/18/15	6	0-0	.000	0-0	.000	0-0	.000	0	1	1	4.8	2	0	0	2	0	1	0	5.9	
vs. St. John's	12/22/15	10	1-4	.250	0-0	.000	0-0	.000	2	3	5	4.8	3	0	0	0	0	0	4	5.7	
Francis Marion	12/30/15	19	5-7	.714	0-0	.000	3-3	1.000	3	3	6	4.9	5	1	1	2	3	2	13	6.3	
Memphis	1/2/16	13	1-8	.125	0-0	.000	4-7	.571	4	3	7	5.1	3	0	0	0	0	0	6	6.3	
at Auburn	1/5/16	15	1-2	.500	0-0	.000	0-0	.000	0	3	3	4.9	4	0	0	1	0	0	2	6.0	
Vanderbilt	1/9/16	9	0-0	.000	0-0	.000	0-4	.000	0	4	4	4.9	4	0	0	0	0	0	0	5.6	
at Alabama	1/13/16	8	0-0	.000	0-0	.000	1-5	.200	1	1	2	4.8	3	0	0	1	1	0	1	5.3	
Missouri	1/16/16	11	4-4	1.000	0-0	.000	1-2	.500	3	0	3	4.6	4	0	0	0	0	0	9	5.5	
at Ole Miss	1/19/16	7	1-1	1.000	0-0	.000	0-0	.000	0	1	1	4.4	4	0	0	0	0	0	2	5.3	
at Tennessee	1/23/16	21	4-8	.500	0-0	.000	3-6	.500	3	2	5	4.5	3	0	0	1	1	3	11	5.6	
Mississippi State	1/26/16	11	1-3	.333	0-0	.000	1-2	.500	3	2	5	4.5	4	0	0	1	0	0	3	5.5	
Alabama	1/30/16	*	21	4-4	1.000	0-0	.000	4-6	.667	3	3	6	4.6	4	0	1	3	1	12	5.8	
at Georgia	2/2/16	*	8	1-2	.500	0-0	.000	1-1	1.000	1	2	3	4.5	5	1	0	2	2	0	3	5.7
Texas A&M	2/6/16	*	25	3-6	.500	0-0	.000	1-1	1.000	1	5	6	4.6	4	0	0	0	0	1	7	5.7
LSU	2/10/16	*	11	2-3	.667	0-0	.000	1-3	.333	1	2	3	4.5	5	1	0	2	0	0	5	5.7
Kentucky	2/13/16	*	20	2-7	.286	0-0	.000	6-8	.750	4	4	8	4.6	1	0	1	1	2	0	10	5.9
at Missouri	2/16/16	*	13	1-3	.333	0-0	.000	2-2	1.000	3	3	6	4.7	4	0	0	2	0	0	4	5.8
Florida	2/20/16	1	0-0	.000	0-0	.000	0-0	.000	0	0	0	4.5	1	0	0	0	0	0	0	0	5.6
Tennessee	2/24/16	18	3-5	.600	0-0	.000	3-5	.600	2	7	9	4.7	2	0	1	0	0	0	1	9	5.7
at Mississippi State	2/27/16	13	2-5	.400	0-0	.000	1-2	.500	1	2	3	4.6	0	0	0	1	1	0	5	5.7	
Georgia	3/3/16	9	1-1	1.000	0-0	.000	1-2	.500	0	2	2	4.5	2	0	0	2	0	0	3	5.6	
at Arkansas	3/5/16	5	0-0	.000	0-0	.000	1-2	.500	1	2	3	4.5	3	0	0	0	0	0	1	5.5	
vs. Georgia	3/11/16	20	2-3	.667	0-0	.000	0-0	.000	1	3	4	4.5	4	0	0	1	3	2	4	5.4	
High Point	3/15/16	-	-	-	-	-	-	-	-	-	-	-	-	-	-	-	-	-	-	-	-
Georgia Tech	3/21/16	-	-	-	-	-	-	-	-	-	-	-	-	-	-	-	-	-	-	-	-

## CAREER STATISTICS

Season	GP-GS	Min	Avg	FG	FGA	Pct	3FG	3FGA	Pct	FT	FTA	Pct	Off	Def	Tot	Avg	PF	FO	Ast	TO	Blk	Stl	Pts	Avg
2015-16	32-6	425	13.3	53	110	.482	0	0	.000	67	110	.609	56	87	143	4.5	100	3	6	34	28	14	173	5.4

## CAREER SEC STATISTICS

Season	GP-GS	Min	Avg	FG	FGA	Pct	3FG	3FGA	Pct	FT	FTA	Pct	Off	Def	Tot	Avg	PF	FO	Ast	TO	Blk	Stl	Pts	Avg
2016	18-6	221	12.3	30	54	.556	0	0	.000	27	47	.574	27	46	73	4.1	57	2	3	15	10	6	87	4.8

## THE LAST TIME IN SOUTH CAROLINA BASKETBALL...

### AN INDIVIDUAL ...

<b>Scored 20 or more points:</b>	South Carolina: Laimonas Chatkevicius (30), vs. High Point, March 15, 2016, in Columbia, S.C. Opponent: JJ Frazier (20), Georgia, March 11, 2016 in Nashville, Tenn.
<b>Scored 30 or more points:</b>	South Carolina: Laimonas Chatkevicius (30), vs. High Point, March 15, 2016, in Columbia, S.C. Opponent: Kevin Punter (36), Tennessee, Jan. 23, 2016 in Knoxville, Tenn.
<b>Scored 35 or more points:</b>	South Carolina: Brenton Williams (38) vs. Mississippi State, March 6, 2013 in Columbia, S.C. Opponent: Kevin Punter (36), Tennessee, Jan. 23, 2016 in Knoxville, Tenn.
<b>Scored 40 or more points:</b>	South Carolina: N/A thru 1992-93 season Opponent: Austin Carr (43), Notre Dame, Dec. 30, 1969 in New Orleans, La.
<b>Collected 20 or more rebounds:</b>	South Carolina: Emmett Hall (23), vs. College of Charleston, Dec. 22, 1993 in Columbia, S.C. Opponent: Ekpe Udoh (20), Baylor , Jan. 2, 2010 in Columbia, S.C.
<b>Collected 15 or more rebounds:</b>	South Carolina: Michael Carrera (15), vs. Florida, Feb. 20, 2016 in Columbia, S.C. Opponent: Trey James (15), Coker, Dec. 21, 2014 in Columbia, S.C.
<b>Made 12 or more field goals:</b>	South Carolina: Laimonas Chatkevicius (15), vs. High Point, March 15, 2016, in Columbia, S.C. Opponent: Michael Frazier II (12), Florida, March 4, 2014 in Columbia, S.C.
<b>Made 10 or more field goals:</b>	South Carolina: Laimonas Chatkevicius (15), vs. High Point, March 15, 2016, in Columbia, S.C. Opponent: Wes Clark (10), Missouri, Jan. 16, 2016, in Columbia, S.C.
<b>Attempted 20 or more field goals:</b>	South Carolina: Michael Carrera (21), vs. Georgia, March 3, 2016 in Columbia, S.C. Opponent: Jamal Murray (21), Kentucky, Feb. 13, 2016, in Columbia, S.C.
<b>Attempted 25 or more field goals:</b>	South Carolina: Devan Downey, 25, at Kentucky, Feb. 25, 2010 in Lexington, Ky. Opponent: Kemmy Burgess (Alaska-Anchorage), 26, Nov. 24, 2005 in Anchorage, Alaska
<b>Dished 10 or more assists:</b>	South Carolina: Devan Downey, 11, vs. LSU, March 13, 2008 in Atlanta, Ga. Opponent: 11, Jabril Durham, Arkansas, March 5, 2016 in Fayetteville, Ark.
<b>Swiped 5 or more steals:</b>	South Carolina: PJ Dozier, 5 vs. Francis Marion, Dec. 30, 2015 in Columbia, S.C. Opponent: 5, Allen Payne, Auburn, Feb. 26, 2014 in Auburn, Ala.
<b>Blocked 5 or more shots:</b>	South Carolina: Damontre Harris, 5, vs. Georgia, Feb. 15, 2012 in Columbia, S.C. Opponent: Avry Holmes (5), Clemson, Dec. 18, 2015 in Greenville, S.C.
<b>Made 5 or more 3-point field goals:</b>	South Carolina: Mindaugas Kacinas (5), vs. Georgia, March 3, 2016 in Columbia, S.C. Opponent: Malik Newman, Mississippi State, Jan. 26, 2016 in Columbia, S.C.
<b>Attempted 8 or more 3-point field goals:</b>	South Carolina: Duane Notice (8), vs. Florida, Feb. 20, 2016 in Columbia, S.C. Opponent: Lorenzo Cugini (9), High Point, March 15, 2016, in Columbia, S.C.
<b>Made 10 or more free throws:</b>	South Carolina: Michael Carrera (11), Kentucky, Feb. 13, 2016, in Columbia, S.C. Opponent: Retin Obasohan (10), Alabama, Jan. 30, 2016, in Columbia, S.C.
<b>Attempted 15 or more free throws:</b>	South Carolina: Michael Carrera (15), vs. Kentucky, Feb. 13, 2016, in Columbia, S.C. Opponent: Ryan Rosburg (17), at Tennessee, Feb. 16, 2016 in Columbia, Mo.
<b>Played all 40 minutes of regulation:</b>	South Carolina: Duane Notice, vs. Texas A&M, Feb. 21, 2015 in Columbia, S.C. Opponent: Frank Sullivan, Auburn, Jan. 12, 2013 in Columbia, S.C.
<b>A player hit a last-second shot (within 3 seconds) to win a game:</b>	South Carolina: Tyrone Johnson (Free Throws) vs. Ole Miss, March 12, 2015 in Nashville, Tenn. Opponent: JJ Frazier (Free Throws), Georgia, March 11, 2016 in Nashville, Tenn.
<b>A player had a double-double:</b>	South Carolina: Michael Carrera (12 points, 11 rebounds), vs. High Point, March 15, 2016, in Columbia, S.C. Opponent: Yante Maten (17 points, 12 rebounds), Georgia, March 11, 2016 in Nashville, Tenn.
<b>Two or more players had a double-double:</b>	S. Carolina: Michael Carrera (11 points, 10 rebounds), Sindarius Thornwell (18 points, 11 rebounds), at Georgia, Feb. 2, 2016, in Athens, Ga. Opponent: Alex Oriakhi (18 points, 11 rebounds), Earnest Ross (21 points, 10 rebounds) Missouri, Jan. 22, 2013 in Columbia, Mo.
<b>A player had a triple-double:</b>	South Carolina: Sam Muldrow (16 points, 14 rebounds, 10 blocks) vs. Vanderbilt, Jan. 8, 2011 in Columbia, S.C. <i>*** Only second triple-double in South Carolina history (Chuck Eidson (25 points, 10 rebounds, 10 assists) vs. SC State, Nov. 29, 2002 in Columbia, S.C.</i> Opponent: Daniel Hackett (Southern California - 22 points, 10 rebounds, 10 assists), Nov. 17, 2007 in Columbia, S.C.
<b>Scored 30 or more points in back-to-back games:</b>	South Carolina: Devan Downey, 30 vs. Kentucky, Jan. 26, 2010 in Columbia, S.C. 33 vs. Georgia, Jan. 30, 2010, in Columbia, S.C.
<b>Scored 25 or more points in back-to-back games:</b>	South Carolina: Devan Downey, 33 vs. Georgia, Jan. 30, 2010, in Columbia, S.C. 26 at Tennessee, Feb. 6, 2010 in Knoxville, Tenn.

### A TEAM ...

<b>Scored 100 or more points:</b>	South Carolina: 103 vs. The Citadel, Nov. 12, 2007 in Columbia, S.C. Opponent: 107, Vanderbilt, Feb. 17, 1996 in Nashville, Tenn.
<b>Scored 50 points or less:</b>	South Carolina: 46, vs. Florida, March 4, 2014 in Columbia S.C. Opponent: 50, Georgia, Jan. 31, 2015 in Athens, Ga.
<b>Scored 50 points in a half:</b>	South Carolina: 55 (2nd half), vs. LSU, Feb. 10, 2016, in Columbia, S.C. Opponent: 52 (2nd half) vs. Georgia Jan. 22, 2014 in Athens, Ga.
<b>Failed to score 25 points in a half:</b>	South Carolina: 23 (1st half), at Georgia, Feb. 2, 2016, in Athens, Ga. Opponent: 23 (1st half), High Point, March 15, 2016, in Columbia, S.C.

<b>Collected 50 or more rebounds:</b>	South Carolina: 50, vs. Alabama, Jan. 30, 2016, in Columbia, S.C. Opponent: 52, WKU, Nov. 27, 2010 in Bowling Green, Ky.
<b>Shot 60% or better from the field:</b>	South Carolina: 60.0% (39-65), vs. High Point, March 15, 2016, in Columbia, S.C. Opponent: 69.6% (32-46) Missouri, Feb. 28, 2013 in Columbia, S.C.
<b>Shot 50% or better from the field:</b>	South Carolina: 50.9% (28-55), at Arkansas, March 5, 2016 in Fayetteville, Ark. Opponent: 50.9% (28-55), Hofstra, Nov. 22, 2015 in St. Thomas, USVI
<b>Shot less than 30% from the field:</b>	South Carolina: 27.1% (16-59), vs. Texas A&M, Feb. 21, 2015 in Columbia, S.C. Opponent: 28.4% (19-67), Western Carolina, Nov. 30, 2015, in Columbia, S.C.
<b>Shot 50% or better from 3-point range (at least 10 attempts):</b>	South Carolina: 57.1% (12-21), at Texas A&M, Feb. 6, 2016, in College Station, Texas Opponent 50.0% (17-34), Hofstra, Nov. 22, 2015 in St. Thomas, USVI
<b>Shot 20% or less from 3-point range (at least 10 attempts):</b>	South Carolina: 14.3% (3-21), vs. Missouri, Jan. 16, 2016, in Columbia, S.C. Opponent: 13.3% (2-15), USF, Dec. 5, 2015 in Columbia, S.C.
<b>Dished 20 or more assists:</b>	South Carolina: 25, vs. High Point, March 15, 2016, in Columbia, S.C. Opponent: 20, Mississippi State, Feb. 27, 2016, in Starkville, Miss.
<b>Made 35 or more shots:</b>	South Carolina: 39, vs. High Point, March 15, 2016, in Columbia, S.C. Opponent: 35, vs. Tennessee, March 5, 2009 in Columbia, S.C.
<b>Attempted 80 or more shots:</b>	South Carolina: 83 vs. WKU Nov. 27, 2010 in Bowling Green, Ky. Opponent: 83, LSU, Feb. 10, 1996 in Columbia, S.C.
<b>Attempted 70 or more shots:</b>	South Carolina: 72, vs. Providence, Dec. 1, 2011 in Columbia, S.C. Opponent: 71, Arkansas, Feb. 3, 2015 in Fayetteville, Ark.
<b>Made 10 or more 3-pointers:</b>	South Carolina: 12, at Texas A&M, Feb. 6, 2016, in College Station, Texas Opponent: 12, High Point, March 15, 2016, in Columbia, S.C.
<b>Did not make a 3-pointer:</b>	South Carolina: vs. Milwaukee, Nov. 11, 2012 in Columbia, S.C. Opponent: Miss. State, Jan. 9, 2013 in Starkville, Miss.
<b>Attempted 30 or more 3-pointers:</b>	South Carolina: 31 vs. Alabama, Jan. 25, 2012 in Columbia, S.C. Opponent: 30, High Point, March 15, 2016, in Columbia, S.C.
<b>Attempted 25 or more 3-pointers:</b>	South Carolina: 26, vs. Georgia, March 3, 2016 in Columbia, S.C. Opponent: 30, High Point, March 15, 2016, in Columbia, S.C.
<b>Made 30 or more free throws:</b>	South Carolina: 46 vs. Memphis, Jan. 2, 2015 in Columbia, S.C. Opponent: 30, Tennessee, Jan. 23, 2016 in Knoxville, Tenn.
<b>Attempted 40 or more free throws:</b>	South Carolina: 46, vs. Alabama, Jan. 30, 2016, in Columbia, S.C. Opponent: 42, Kentucky, March 1, 2014 in Columbia, S.C.
<b>Swiped 15 or more steals:</b>	South Carolina: 15 vs. Vanderbilt, Jan. 16, 2010 in Columbia, S.C. Opponent: 17, Florida, March 4, 2014 in Columbia, S.C.
<b>Blocked 12 or more shots:</b>	South Carolina: 12, vs. Vanderbilt, Jan. 8, 2011 in Columbia, S.C. Opponent: 12, Mississippi State, Jan. 26, 2016, in Columbia, S.C.
<b>Blocked 8 or more shots:</b>	South Carolina: 10, vs. High Point, March 15, 2016, in Columbia, S.C. Opponent: 9, Georgia, March 3, 2016 in Columbia, S.C.
<b>Won by 30 or more points:</b>	South Carolina: 37, vs. North Carolina A&T, Dec. 30, 2014 in Columbia, S.C. Opponent: 34, Kentucky, Feb. 14, 2015 in Lexington, Ky.
<b>Won by 20 or more points:</b>	South Carolina: 22, vs. High Point, March 15, 2016, in Columbia, S.C. Opponent: 27, Kentucky, Feb. 13, 2016, in Columbia, S.C.
<b>Played a single overtime game:</b>	Win: 73-69 vs. Florida, Feb. 20, 2016 in Columbia, S.C. Loss: 62-54 at Georgia, Feb. 23, 2013 in Athens, Ga.
<b>Played a double overtime game:</b>	Win: 87-85 vs. WKU, Nov. 27, 2010 in Bowling Green, Ky. Loss: 98-88 vs. Louisville, Feb. 20, 1988 in Columbia, S.C.
<b>South Carolina played a No. 1 Team in the country:</b>	Win: 68-62 vs. Kentucky, Jan. 26, 2010 in Columbia, S.C. Loss: 77-43 loss at Kentucky, Feb. 14, 2015 in Lexington, Ky.
<b>South Carolina played a top-5 opponent:</b>	Win: 68-62 vs. No. 1/1 Kentucky, Jan. 26, 2010 in Columbia, S.C. Loss: 75-36 loss to No. 4/4 Florida, Jan. 30, 2013 in Gainesville, Fla.
<b>South Carolina played a top-10 opponent:</b>	Win: 81-78 at No. 8/8 Texas A&M, Feb. 6, 2016, in College Station, Texas Loss: 58-43 loss vs. Kentucky, Jan. 24, 2015 in Columbia, S.C.
<b>South Carolina played a top-25 opponent:</b>	Win: 81-78 at No. 8/8 Texas A&M, Feb. 6, 2016, in College Station, Texas Loss: 89-62 loss vs. No. 22/21 Kentucky, Feb. 13, 2016, in Columbia, S.C.
<b>South Carolina defeated a ranked opponent:</b>	Home: Win: 72-67 win over No. 17/15 Kentucky, March 1, 2014 in Columbia, S.C. Away: 77-73 at No. 13/19 Vanderbilt, March 6, 2010 in Nashville, Tenn. Neutral: 64-60 vs. No. 9/9 Iowa State, Jan. 3, 2015 in Brooklyn, N.Y. SEC Home: Win: 72-67 win over No. 17/15 Kentucky, March 1, 2014 in Columbia, S.C. SEC Away: 81-78 at No. 8/8 Texas A&M, Feb. 6, 2016, in College Station, Texas Non-conference away: 85-84 at No. 19/20 Baylor, Jan. 2, 2009 in Waco, Texas
<b>South Carolina defeated a top 10 opponent:</b>	Home: Win: 68-62 win vs. No. 1/1 Kentucky, Jan. 26, 2010 in Columbia, S.C. Away: 81-78 at No. 8/8 Texas A&M, Feb. 6, 2016, in College Station, Texas Neutral: 64-60 vs. No. 9/9 Iowa State, Jan. 3, 2015 in Brooklyn, N.Y.
<b>A South Carolina win opened the season:</b>	Home: 81-56, vs. Norfolk State, Nov. 14, 2015 in Columbia, S.C. Away: 81-63 win at Western Carolina, Nov. 12, 2005 in Cullowhee, N.C. Neutral: 74-61 win vs. Chaminade, Nov. 19, 2001 in Maui, Hawaii (Maui Invite)
<b>South Carolina opened SEC play:</b>	Home: 72-68 loss vs. Florida, Jan. 7, 2015 in Gainesville, Fla. Away: 81-69 win at Auburn, Jan. 5, 2016, in Auburn, Ala.



South Carolina Basketball  
 South Carolina Combined Team Statistics (as of Mar 15, 2016)  
 All games

Overall record: 25-8 Conf: 11-7 Home: 16-2 Away: 5-5 Neutral: 4-1

#	Player	gp-gs	min	Total		3-Point		F-Throw		Rebounds				pf	dq	a	to	blk	stl	pts	avg	
				avg	fg-fga	fg%	3fg-fga	3fg%	ft-fa	ft%	off	def	tot									avg
24	CARRERA, Michael	31-31	858	27.7	141-311	.453	49-120	.408	115-153	.752	67	174	241	7.8	83	2	40	58	32	31	446	14.4
00	THORNWELL, Sindari	33-33	1091	33.1	141-367	.384	46-135	.341	121-158	.766	39	124	163	4.9	62	0	128	77	16	49	449	13.6
10	NOTICE, Duane	33-7	906	27.5	113-291	.388	66-168	.393	67-89	.753	26	54	80	2.4	54	0	75	35	1	32	359	10.9
14	CHATKEVICIUS, L.	33-27	732	22.2	136-252	.540	7-26	.269	58-79	.734	70	87	157	4.8	81	1	25	57	31	18	337	10.2
25	KACINAS, Mindaugas	33-33	966	29.3	125-244	.512	21-64	.328	61-94	.649	67	104	171	5.2	70	1	28	33	16	15	332	10.1
15	DOZIER, PJ	33-28	624	18.9	84-230	.365	8-45	.178	37-68	.544	27	74	101	3.1	83	1	69	86	12	33	213	6.5
30	SILVA, Chris	32-6	425	13.3	53-110	.482	0-0	.000	67-110	.609	56	87	143	4.5	100	3	6	34	28	14	173	5.4
01	STROMAN, Marcus	29-0	429	14.8	14-54	.259	5-9	.556	35-53	.660	17	40	57	2.0	44	0	38	31	4	18	68	2.3
02	DOBY, Raymond	15-0	93	6.2	10-25	.400	0-1	.000	9-15	.600	11	8	19	1.3	8	0	2	5	2	4	29	1.9
04	GREGORY, Jamall	20-0	133	6.7	12-24	.500	2-6	.333	8-13	.615	4	14	18	0.9	23	0	12	8	2	6	34	1.7
05	BLANTON, TeMarcus	8-0	32	4.0	3-8	.375	2-4	.500	4-4	1.000	2	3	5	0.6	4	0	2	1	0	2	12	1.5
20	MCKIE, Justin	26-0	197	7.6	13-44	.295	3-16	.188	7-12	.583	7	16	23	0.9	20	1	21	7	2	2	36	1.4
23	COBB, Eric	24-0	147	6.1	13-23	.565	0-0	.000	1-18	.056	13	32	45	1.9	26	0	3	14	3	1	27	1.1
21	RAGIN, John	4-0	8	2.0	1-3	.333	0-1	.000	0-0	.000	0	1	1	0.3	0	0	0	0	0	1	2	0.5
31	HOLLIMAN, Jarrell	4-0	9	2.3	0-0	.000	0-0	.000	0-0	.000	0	0	0	0.0	1	0	0	1	0	0	0	0.0
Team											62	64	126				7					
Total.....		33	6650		859-1986	.433	209-595	.351	590-866	.681	468	882	1350	40.9	659	9	449	454	149	226	2517	76.3
Opponents.....		33	6650		749-1902	.394	276-784	.352	500-736	.679	369	757	1126	34.1	750	39	418	495	153	212	2274	68.9

TEAM STATISTICS	SC	OPP	Date	Opponent	Score	Att.		
SCORING	2517	2274	% 11/14/15	NORFOLK STATE	w 84-69	10623		
Points per game	76.3	68.9	11/16/15	ORAL ROBERTS	w 84-66	9640		
Scoring margin	+7.4	-	! 11/20/15	vs DePaul	w 76-61	1601		
FIELD GOALS-ATT	859-1986	749-1902	! 11/22/15	vs Hofstra	w 94-84	1715		
Field goal pct	.433	.394	! 11/23/15	vs Tulsa	w 83-75	2002		
3 POINT FG-ATT	209-595	276-784	11/27/15	LIPSCOMB	w 92-76	8793		
3-point FG pct	.351	.352	11/30/15	WESTERN CAROLINA	w 76-53	8957		
3-pt FG made per game	6.3	8.4	12/5/15	USF	w 81-63	10721		
FREE THROWS-ATT	590-866	500-736	12/15/15	DREXEL	w 79-54	8481		
Free throw pct	.681	.679	12/18/15	at Clemson	w 65-59	14446		
F-Throws made per game	17.9	15.2	12/22/15	vs St. John's	w 75-61	2355		
REBOUNDS	1350	1126	12/30/15	FRANCIS MARION	w 78-56	10401		
Rebounds per game	40.9	34.1	1/2/16	MEMPHIS	w 86-76	13035		
Rebounding margin	+6.8	-	* 01/05/16	at Auburn	w 81-69	7556		
ASSISTS	449	418	* 1/9/16	VANDERBILT	w 69-65	15055		
Assists per game	13.6	12.7	* 1/13/16	at Alabama	L 50-73	12443		
TURNOVERS	454	495	* 1/16/16	MISSOURI	w 81-72	15389		
Turnovers per game	13.8	15.0	* 1/19/16	at Ole Miss	Wot 77-74	7427		
Turnover margin	+1.2	-	* 01/23/16	at Tennessee	L 69-78	13928		
Assist/turnover ratio	1.0	0.8	* 1/26/16	MISSISSIPPI STATE	w 84-74	12764		
STEALS	226	212	* 1/30/16	ALABAMA	w 78-64	18000		
Steals per game	6.8	6.4	* 02/02/16	at Georgia	L 56-69	6427		
BLOCKS	149	153	* 02/06/16	at Texas A&M	w 81-78	11240		
Blocks per game	4.5	4.6	* 2/10/16	LSU	w 94-83	16009		
ATTENDANCE	225055	128800	* 2/13/16	KENTUCKY	L 62-89	18000		
Home games-Avg/Game	18-12503	10-10308	* 2-16-16	at Mizzou	L 67-72	5017		
Neutral site-Avg/Game	-	5-5144	* 2/20/16	FLORIDA	Wot 73-69	18000		
Score by Periods	1st	2nd	OT	Totals	* 2/24/16	TENNESSEE	w 84-58	13224
South Carolina	1210	1287	20	2517	* 02-27-16	at Mississippi State	L 58-68	7488
Opponents	1084	1177	13	2274	* 3/3/16	GEORGIA	L 72-74	15397
					* 03/05/16	at Arkansas	w 76-61	17106
					03/11/16	vs Georgia	L 64-65	18049
					3/15/16	HIGH POINT	w 88-66	2566

\* = Conference game  
 % - Paradise Jam (Columbia, S.C.)  
 ! - Paradise Jam (St. Thomas, USVI)



South Carolina Basketball  
 South Carolina Combined Team Statistics (as of Mar 05, 2016)  
 Conference games

RECORD:	OVERALL	HOME	AWAY	NEUTRAL
ALL GAMES	11-7	7-2	4-5	0-0
CONFERENCE	11-7	7-2	4-5	0-0
NON-CONFERENCE	0-0	0-0	0-0	0-0

##	Player	gp-gs	min	avg	Total		3-Point		F-Throw		Rebounds				pf	dq	a	to	blk	stl	pts	avg		
					fg-fga	fg%	3fg-fga	3fg%	ft-fa	ft%	off	def	tot	avg										
24	CARRERA, Michael	17-17	513	30.2	82-195	.421	28-80	.350	81-110	.736	42	109	151	8.9	45	2	18	37	18	17	273	16.1		
00	THORNWELL, Sindari	18-18	634	35.2	83-219	.379	25-73	.342	67-87	.770	25	60	85	4.7	34	0	71	44	10	26	258	14.3		
10	NOTICE, Duane	18-5	533	29.6	63-153	.412	40-97	.412	22-33	.667	15	31	46	2.6	34	0	43	22	0	17	188	10.4		
25	KACINAS, Mindaugas	18-18	522	29.0	58-128	.453	11-36	.306	31-47	.660	38	53	91	5.1	42	1	13	15	7	5	158	8.8		
14	CHATKEVICIUS, L.	18-12	409	22.7	60-128	.469	2-15	.133	30-39	.769	41	47	88	4.9	41	1	12	33	13	9	152	8.4		
15	DOZIER, PJ	18-14	332	18.4	42-121	.347	1-21	.048	18-30	.600	16	33	49	2.7	48	1	40	56	5	12	103	5.7		
30	SILVA, Chris	18-6	221	12.3	30-54	.556	0-0	.000	27-47	.574	27	46	73	4.1	57	2	3	15	10	6	87	4.8		
02	DOBY, Raymond	7-0	57	8.1	7-17	.412	0-1	.000	5-7	.714	3	5	8	1.1	4	0	2	1	0	4	19	2.7		
01	STROMAN, Marcus	16-0	208	13.0	7-26	.269	2-2	1.000	17-27	.630	6	19	25	1.6	28	0	15	15	1	7	33	2.1		
05	BLANTON, TeMarcus	1-0	3	3.0	1-1	1.000	0-0	.000	0-0	.000	0	0	0	0.0	0	0	0	0	0	0	2	2.0		
04	GREGORY, Jamall	13-0	102	7.8	8-15	.533	1-2	.500	6-9	.667	2	9	11	0.8	20	0	8	6	2	4	23	1.8		
20	MCKIE, Justin	12-0	79	6.6	4-14	.286	0-3	.000	3-6	.500	4	3	7	0.6	4	0	7	4	1	1	11	0.9		
23	COBB, Eric	11-0	35	3.2	2-7	.286	0-0	.000	1-8	.125	3	10	13	1.2	6	0	0	3	1	0	5	0.5		
21	RAGIN, John	1-0	2	2.0	0-0	.000	0-0	.000	0-0	.000	0	0	0	0.0	0	0	0	0	0	1	0	0.0		
Team											34	32	66											
Total.....		18	3650		447-1078	.415	110-330	.333	308-450	.684	256	457	713	39.6	363	7	232	253	68	109	1312	72.9		
Opponents.....		18	3650		424-1031	.411	161-446	.361	281-410	.685	207	432	639	35.5	391	20	256	264	96	131	1290	71.7		

TEAM STATISTICS	SC	OPP	Date	Opponent	Score	Att.
SCORING	1312	1290	* 01/05/16	at Auburn	w 81-69	7556
Points per game	72.9	71.7	* 1/9/16	VANDERBILT	w 69-65	15055
Scoring margin	+1.2	-	* 1/13/16	at Alabama	L 50-73	12443
FIELD GOALS-ATT	447-1078	424-1031	* 1/16/16	MISSOURI	w 81-72	15389
Field goal pct	.415	.411	* 1/19/16	at Ole Miss	Wot 77-74	7427
3 POINT FG-ATT	110-330	161-446	* 01/23/16	at Tennessee	L 69-78	13928
3-point FG pct	.333	.361	* 1/26/16	MISSISSIPPI STATE	w 84-74	12764
3-pt FG made per game	6.1	8.9	* 1/30/16	ALABAMA	w 78-64	18000
FREE THROWS-ATT	308-450	281-410	* 02/02/16	at Georgia	L 56-69	6427
Free throw pct	.684	.685	* 02/06/16	at Texas A&M	w 81-78	11240
F-Throws made per game	17.1	15.6	* 2/10/16	LSU	w 94-83	16009
REBOUNDS	713	639	* 2/13/16	KENTUCKY	L 62-89	18000
Rebounds per game	39.6	35.5	* 2-16-16	at Mizzou	L 67-72	5017
Rebounding margin	+4.1	-	* 2/20/16	FLORIDA	Wot 73-69	18000
ASSISTS	232	256	* 2/24/16	TENNESSEE	w 84-58	13224
Assists per game	12.9	14.2	* 02-27-16	at Mississippi State	L 58-68	7488
TURNOVERS	253	264	* 3/3/16	GEORGIA	L 72-74	15397
Turnovers per game	14.1	14.7	* 03/05/16	at Arkansas	w 76-61	17106
Turnover margin	+0.6	-				
Assist/turnover ratio	0.9	1.0	* = Conference game			
STEALS	109	131	% - Paradise Jam (Columbia, S.C.)			
Steals per game	6.1	7.3	! - Paradise Jam (St. Thomas, USVI)			
BLOCKS	68	96				
Blocks per game	3.8	5.3				
ATTENDANCE	141838	88632				
Home games-Avg/Game	9-15760	9-9848				
Neutral site-Avg/Game	-	0-0				

Score by Periods	1st	2nd	OT	Totals
South Carolina	605	687	20	1312
Opponents	616	661	13	1290



South Carolina Basketball  
 South Carolina Team Game-by-Game Comparison (as of Mar 18, 2016)  
 All games

Opponent	1st	2nd	Score	Mar	Total FG	FG Pct	3-Pointers	3FG Pct	Free Throws	FT Pct	Rebounds	Assist	T/Over	Block	Steal	Fouls
NORFOLK STATE	40/34	44/35	84-69	+15	23-59/19-56	.390/.339	9-22/11-28	.409/.393	29-42/20-23	.690/.870	46/35 +11	15/12	13/18	4/3	9/7	19/35
ORAL ROBERTS	33/30	51/36	84-66	+18	29-73/22-51	.397/.431	7-21/4-14	.333/.286	19-27/18-23	.704/.783	44/28 +16	14/7	6/13	4/5	5/3	22/23
DePaul	37/28	39/33	76-61	+15	24-60/19-52	.400/.365	5-13/3-14	.385/.214	23-34/20-31	.676/.645	43/33 +10	11/9	12/15	4/2	5/4	27/27
Hofstra	46/39	48/45	94-84	+10	37-68/28-55	.544/.509	5-9/17-34	.556/.500	15-23/11-17	.652/.647	41/23 +18	16/16	9/14	5/2	4/2	18/21
Tulsa	38/29	45/46	83-75	+8	27-54/24-54	.500/.444	7-14/5-16	.500/.313	22-28/22-31	.786/.710	34/31 +3	12/9	13/15	2/0	7/4	25/25
LIPSCOMB	51/40	41/36	92-76	+16	34-66/27-68	.515/.397	5-19/13-35	.263/.371	19-27/9-14	.704/.643	43/29 +14	24/18	17/18	7/3	12/8	19/24
WESTERN CAROLINA	37/28	39/25	76-53	+23	26-63/19-67	.413/.284	8-18/11-32	.444/.344	16-25/4-4	.640/1000	51/36 +15	14/13	19/20	7/3	10/10	12/17
USF	53/22	28/41	81-63	+18	29-61/24-68	.475/.353	7-21/2-15	.333/.133	16-25/13-22	.640/.591	32/46 (14)	14/9	12/19	6/6	12/8	15/20
DREXEL	32/28	47/26	79-54	+25	25-46/19-55	.543/.345	6-12/7-17	.500/.412	23-39/9-19	.590/.474	41/22 +19	14/11	15/13	9/2	6/3	19/28
Clemson	41/25	24/34	65-59	+6	23-53/23-63	.434/.365	8-19/8-26	.421/.308	11-14/5-9	.786/.556	42/34 +8	12/11	16/10	3/8	3/2	16/20
St. John's	40/34	35/27	75-61	+14	27-57/22-49	.474/.449	7-13/5-20	.538/.250	14-19/12-27	.737/.444	43/26 +17	14/11	17/14	1/5	9/6	23/19
FRANCIS MARION	38/20	40/36	78-56	+22	27-64/18-60	.422/.300	8-27/6-23	.296/.261	16-30/14-25	.533/.560	47/42 +5	16/7	16/22	8/4	13/10	18/29
MEMPHIS	42/42	44/34	86-76	+10	18-57/19-61	.316/.311	4-17/8-22	.235/.364	46-63/30-36	.730/.833	53/38 +15	9/8	13/15	7/9	7/7	27/41
Auburn	43/30	38/39	81-69	+12	25-50/24-54	.500/.444	9-23/12-30	.391/.400	22-28/9-13	.786/.692	34/27 +7	15/12	19/21	0/1	9/7	13/19
VANDERBILT	35/38	34/27	69-65	+4	24-57/20-61	.421/.328	3-13/5-24	.231/.208	18-29/20-29	.621/.690	44/36 +8	11/10	13/11	3/7	3/5	23/25
Alabama	22/35	28/38	50-73	(23)	19-53/24-51	.358/.471	3-18/13-28	.167/.464	9-17/12-21	.529/.571	33/38 (5)	9/16	18/17	3/3	4/8	19/20
MISSOURI	41/34	40/38	81-72	+9	28-62/28-57	.452/.491	3-21/7-19	.143/.368	22-33/9-13	.667/.692	41/26 +15	12/17	13/16	5/3	7/8	15/24
Ole Miss	29/39	37/27	77-74	+3	26-62/24-61	.419/.393	4-14/10-33	.286/.303	21-31/16-27	.677/.593	49/37 +12	16/16	15/10	3/4	4/10	24/25
Tennessee	28/29	41/49	69-78	(9)	25-60/19-46	.417/.413	4-14/10-21	.286/.476	15-23/30-32	.652/.938	34/34 -	11/11	17/18	2/3	7/12	24/21
MISSISSIPPI STATE	43/34	41/40	84-74	+10	26-58/23-61	.448/.377	5-15/11-24	.333/.458	27-41/17-23	.659/.739	51/26 +25	13/11	18/12	7/12	6/10	25/32
ALABAMA	35/26	43/38	78-64	+14	22-60/20-60	.367/.333	6-19/6-24	.316/.250	28-46/18-25	.609/.720	50/41 +9	10/12	11/16	5/7	9/5	19/30
Georgia	23/33	33/36	56-69	(13)	18-58/22-56	.310/.393	7-23/8-22	.304/.364	13-19/17-25	.684/.680	37/44 (7)	9/11	14/13	9/9	3/9	23/19
Texas A&M	40/41	41/37	81-78	+3	30-57/26-53	.526/.491	12-21/12-25	.571/.480	9-16/14-22	.563/.636	32/30 +2	22/19	15/17	1/4	8/5	20/20
LSU	39/35	55/48	94-83	+11	30-62/29-61	.484/.475	7-19/9-21	.368/.429	27-36/16-28	.750/.571	36/33 +3	16/16	9/12	3/5	8/4	26/30
KENTUCKY	27/42	35/47	62-89	(27)	18-55/31-64	.327/.484	4-14/11-25	.286/.440	22-31/16-21	.710/.762	39/38 +1	7/17	16/12	8/5	3/6	20/21
Mizzou	25/33	42/39	67-72	(5)	22-66/20-53	.333/.377	7-19/5-21	.368/.238	16-20/27-38	.800/.711	39/46 (7)	10/10	13/17	2/4	6/8	25/21
FLORIDA	30/33	34/31	73-69	+4	27-69/24-65	.391/.369	7-19/9-32	.368/.281	12-16/12-15	.750/.800	39/42 (3)	17/19	10/15	4/7	5/4	14/18
TENNESSEE	49/34	35/24	84-58	+26	32-61/22-63	.525/.349	8-20/10-34	.400/.294	12-18/4-11	.667/.364	40/35 +5	20/13	9/12	3/3	6/5	14/16
Mississippi State	26/37	32/31	58-68	(10)	22-60/25-55	.367/.455	6-19/8-22	.316/.364	8-12/10-19	.667/.526	39/34 +5	7/20	21/15	3/5	7/13	19/17
GEORGIA	34/39	38/35	72-74	(2)	25-73/22-55	.342/.400	9-26/7-19	.346/.368	13-16/23-27	.813/.852	35/46 (11)	11/11	9/19	3/9	9/4	20/18
Arkansas	36/24	40/37	76-61	+15	28-55/21-55	.509/.382	6-13/8-22	.462/.364	14-18/11-21	.778/.524	41/26 +15	16/15	13/11	4/5	5/8	20/15
Georgia	29/26	35/39	64-65	(1)	24-62/21-54	.387/.389	6-19/3-12	.316/.250	10-15/20-27	.667/.741	38/39 (1)	7/7	14/15	4/5	10/2	23/16
HIGH POINT	48/43	40/23	88-66	+22	39-65/21-58	.600/.362	7-21/12-30	.333/.400	3-5/12-18	.600/.667	39/25 +14	25/14	9/10	10/0	5/5	13/14

Note: Game totals are displayed in the format TEAM/OPPONENT for each category



South Carolina Basketball  
South Carolina Category Leaders (as of Mar 18, 2016)  
All games

Points	G	Pts	Pts/G
THORNWELL, Sindarius	33	449	13.6
CARRERA, Michael	31	446	14.4
NOTICE, Duane	33	359	10.9
CHATKEVICIUS, L.	33	337	10.2
KACINAS, Mindaugas	33	332	10.1
DOZIER, PJ	33	213	6.5
SILVA, Chris	32	173	5.4
STROMAN, Marcus	29	68	2.3
MCKIE, Justin	26	36	1.4
GREGORY, Jamall	20	34	1.7
DOBY, Raymond	15	29	1.9
COBB, Eric	24	27	1.1

FG Percentage	FG	Att	Pct
COBB, Eric	13	23	.565
CHATKEVICIUS, L.	136	252	.540
KACINAS, Mindaugas	125	244	.512
GREGORY, Jamall	12	24	.500
SILVA, Chris	53	110	.482
CARRERA, Michael	141	311	.453
DOBY, Raymond	10	25	.400
NOTICE, Duane	113	291	.388
THORNWELL, Sindarius	141	367	.384
BLANTON, TeMarcus	3	8	.375
DOZIER, PJ	84	230	.365
RAGIN, John	1	3	.333

3-Point Percentage	3FG	Att	Pct
STROMAN, Marcus	5	9	.556
BLANTON, TeMarcus	2	4	.500
CARRERA, Michael	49	120	.408
NOTICE, Duane	66	168	.393
THORNWELL, Sindarius	46	135	.341
GREGORY, Jamall	2	6	.333
KACINAS, Mindaugas	21	64	.328
CHATKEVICIUS, L.	7	26	.269
MCKIE, Justin	3	16	.188
DOZIER, PJ	8	45	.178
RAGIN, John	0	1	.000
DOBY, Raymond	0	1	.000

Free Throw Percent	FG	Att	Pct
BLANTON, TeMarcus	4	4	1.000
THORNWELL, Sindarius	121	158	.766
NOTICE, Duane	67	89	.753
CARRERA, Michael	115	153	.752
CHATKEVICIUS, L.	58	79	.734
STROMAN, Marcus	35	53	.660
KACINAS, Mindaugas	61	94	.649
GREGORY, Jamall	8	13	.615
SILVA, Chris	67	110	.609
DOBY, Raymond	9	15	.600
MCKIE, Justin	7	12	.583
DOZIER, PJ	37	68	.544

Scoring Average	G	Pts	Avg/G
CARRERA, Michael	31	446	14.4
THORNWELL, Sindarius	33	449	13.6
NOTICE, Duane	33	359	10.9
CHATKEVICIUS, L.	33	337	10.2
KACINAS, Mindaugas	33	332	10.1
DOZIER, PJ	33	213	6.5
SILVA, Chris	32	173	5.4
STROMAN, Marcus	29	68	2.3
DOBY, Raymond	15	29	1.9
GREGORY, Jamall	20	34	1.7
BLANTON, TeMarcus	8	12	1.5
MCKIE, Justin	26	36	1.4

Field Goal Attempts	G	Att	Att/G
THORNWELL, Sindarius	33	367	11.1
CARRERA, Michael	31	311	10.0
NOTICE, Duane	33	291	8.8
CHATKEVICIUS, L.	33	252	7.6
KACINAS, Mindaugas	33	244	7.4

Field Goals Made	G	Made	Made/G
THORNWELL, Sindarius	33	141	4.3
CARRERA, Michael	31	141	4.5
CHATKEVICIUS, L.	33	136	4.1
KACINAS, Mindaugas	33	125	3.8
NOTICE, Duane	33	113	3.4

3-Point FG Attempts	G	Att	Att/G
NOTICE, Duane	33	168	5.1
THORNWELL, Sindarius	33	135	4.1
CARRERA, Michael	31	120	3.9
KACINAS, Mindaugas	33	64	1.9
DOZIER, PJ	33	45	1.4

3-Point FG Made	G	Made	Made/G
NOTICE, Duane	33	66	2.0
CARRERA, Michael	31	49	1.6
THORNWELL, Sindarius	33	46	1.4
KACINAS, Mindaugas	33	21	0.6
DOZIER, PJ	33	8	0.2

Free Throw Attempts	G	Att	Att/G
THORNWELL, Sindarius	33	158	4.8
CARRERA, Michael	31	153	4.9
SILVA, Chris	32	110	3.4
KACINAS, Mindaugas	33	94	2.8
NOTICE, Duane	33	89	2.7

Free Throws Made	G	Made	Made/G
THORNWELL, Sindarius	33	121	3.7
CARRERA, Michael	31	115	3.7
SILVA, Chris	32	67	2.1
NOTICE, Duane	33	67	2.0
KACINAS, Mindaugas	33	61	1.8





South Carolina Basketball  
South Carolina Category Leaders (as of Mar 18, 2016)  
All games

Rebounds	G	Reb	Reb/G
CARRERA, Michael	31	241	7.8
KACINAS, Mindaugas	33	171	5.2
THORNWELL, Sindarius	33	163	4.9
CHATKEVICIUS, L.	33	157	4.8
SILVA, Chris	32	143	4.5

Rebound Average	G	Reb	Avg/G
CARRERA, Michael	31	241	7.8
KACINAS, Mindaugas	33	171	5.2
THORNWELL, Sindarius	33	163	4.9
CHATKEVICIUS, L.	33	157	4.8
SILVA, Chris	32	143	4.5

Offensive Rebounds	G	No.	Avg/G
CHATKEVICIUS, L.	33	70	2.1
CARRERA, Michael	31	67	2.2
KACINAS, Mindaugas	33	67	2.0
SILVA, Chris	32	56	1.8
THORNWELL, Sindarius	33	39	1.2

Defensive Rebounds	G	No.	Avg/G
CARRERA, Michael	31	174	5.6
THORNWELL, Sindarius	33	124	3.8
KACINAS, Mindaugas	33	104	3.2
SILVA, Chris	32	87	2.7
CHATKEVICIUS, L.	33	87	2.6

Fouls	G	No.	Per/G
SILVA, Chris	32	100	3.1
CARRERA, Michael	31	83	2.7
DOZIER, PJ	33	83	2.5
CHATKEVICIUS, L.	33	81	2.5
KACINAS, Mindaugas	33	70	2.1

Foulsouts	G	No.
SILVA, Chris	32	3
CARRERA, Michael	31	2
DOZIER, PJ	33	1
MCKIE, Justin	26	1
CHATKEVICIUS, L.	33	1
KACINAS, Mindaugas	33	1

Assists	G	No.	Ast/G
THORNWELL, Sindarius	33	128	3.9
NOTICE, Duane	33	75	2.3
DOZIER, PJ	33	69	2.1
CARRERA, Michael	31	40	1.3
STROMAN, Marcus	29	38	1.3

Steals	G	No.	Stl/G
THORNWELL, Sindarius	33	49	1.5
DOZIER, PJ	33	33	1.0
NOTICE, Duane	33	32	1.0
CARRERA, Michael	31	31	1.0
CHATKEVICIUS, L.	33	18	0.5
STROMAN, Marcus	29	18	0.6

Blocked Shots	G	No.	Blk/G
CARRERA, Michael	31	32	1.0
CHATKEVICIUS, L.	33	31	0.9
SILVA, Chris	32	28	0.9
THORNWELL, Sindarius	33	16	0.5
KACINAS, Mindaugas	33	16	0.5

Minutes	G	No.	Min/G
THORNWELL, Sindarius	33	1091	33.1
KACINAS, Mindaugas	33	966	29.3
NOTICE, Duane	33	906	27.5
CARRERA, Michael	31	858	27.7
CHATKEVICIUS, L.	33	732	22.2

Turnovers	G	No.	TO/G
DOZIER, PJ	33	86	2.6
THORNWELL, Sindarius	33	77	2.3
CARRERA, Michael	31	58	1.9
CHATKEVICIUS, L.	33	57	1.7
NOTICE, Duane	33	35	1.1



South Carolina Basketball  
South Carolina Team High/Low Analysis (as of Mar 18, 2016)  
All games

South Carolina - TEAM GAME HIGHS

POINTS	94	LSU (2/10/16)
	94	vs Hofstra (11/22/15)
	92	LIPSCOMB (11/27/15)
	88	HIGH POINT (3/15/16)
	86	MEMPHIS (1/2/16)
FIELD GOALS MADE	39	HIGH POINT (3/15/16)
	37	vs Hofstra (11/22/15)
FIELD GOAL ATTEMPTS	73	GEORGIA (3/3/16)
	73	ORAL ROBERTS (11/16/15)
FIELD GOAL PERCENTAGE	.600 (39-65)	HIGH POINT (3/15/16)
	.544 (37-68)	vs Hofstra (11/22/15)
3 PT FIELD GOALS MADE	12	at Texas A&M (02/06/16)
	9	GEORGIA (3/3/16)
	9	at Auburn (01/05/16)
	9	NORFOLK STATE (11/14/15)
3 PT FG ATTEMPTS	27	FRANCIS MARION (12/30/15)
	26	GEORGIA (3/3/16)
3 PT FG PERCENTAGE	.571 (12-21)	at Texas A&M (02/06/16)
	.556 (5-9)	vs Hofstra (11/22/15)
FREE THROWS MADE	46	MEMPHIS (1/2/16)
	29	NORFOLK STATE (11/14/15)
FREE THROW ATTEMPTS	63	MEMPHIS (1/2/16)
	46	ALABAMA (1/30/16)
FREE THROW PERCENTAGE	.813 (13-16)	GEORGIA (3/3/16)
	.800 (16-20)	at Mizzou (2-16-16)
REBOUNDS	53	MEMPHIS (1/2/16)
	51	MISSISSIPPI STATE (1/26/16)
	51	WESTERN CAROLINA (11/30/15)
ASSISTS	25	HIGH POINT (3/15/16)
	24	LIPSCOMB (11/27/15)
STEALS	13	FRANCIS MARION (12/30/15)
	12	USF (12/5/15)
	12	LIPSCOMB (11/27/15)
BLOCKED SHOTS	10	HIGH POINT (3/15/16)
	9	at Georgia (02/02/16)
	9	DREXEL (12/15/15)
TURNOVERS	21	at Mississippi State (02-27-16)
	19	at Auburn (01/05/16)
	19	WESTERN CAROLINA (11/30/15)
FOULS	27	MEMPHIS (1/2/16)
	27	vs DePaul (11/20/15)



South Carolina Basketball  
South Carolina High/Low Analysis (as of Mar 18, 2016)  
All games

Opponent - GAME HIGHS

POINTS	89	KENTUCKY (2/13/16)
	84	vs Hofstra (11/22/15)
	83	LSU (2/10/16)
	78	at Texas A&M (02/06/16)
	78	at Tennessee (01/23/16)
FIELD GOALS MADE	31	KENTUCKY (2/13/16)
	29	LSU (2/10/16)
FIELD GOAL ATTEMPTS	68	USF (12/5/15)
	68	LIPSCOMB (11/27/15)
FIELD GOAL PERCENTAGE	.509 (28-55)	vs Hofstra (11/22/15)
	.491 (28-57)	MISSOURI (1/16/16)
3 PT FIELD GOALS MADE	17	vs Hofstra (11/22/15)
	13	at Alabama (1/13/16)
	13	LIPSCOMB (11/27/15)
3 PT FG ATTEMPTS	35	LIPSCOMB (11/27/15)
	34	TENNESSEE (2/24/16)
	34	vs Hofstra (11/22/15)
3 PT FG PERCENTAGE	.500 (17-34)	vs Hofstra (11/22/15)
	.480 (12-25)	at Texas A&M (02/06/16)
FREE THROWS MADE	30	at Tennessee (01/23/16)
	30	MEMPHIS (1/2/16)
FREE THROW ATTEMPTS	38	at Mizzou (2-16-16)
	36	MEMPHIS (1/2/16)
FREE THROW PERCENTAGE	1.000 (4-4)	WESTERN CAROLINA (11/30/15)
	.938 (30-32)	at Tennessee (01/23/16)
REBOUNDS	46	GEORGIA (3/3/16)
	46	at Mizzou (2-16-16)
	46	USF (12/5/15)
ASSISTS	20	at Mississippi State (02-27-16)
	19	FLORIDA (2/20/16)
	19	at Texas A&M (02/06/16)
STEALS	13	at Mississippi State (02-27-16)
	12	at Tennessee (01/23/16)
BLOCKED SHOTS	12	MISSISSIPPI STATE (1/26/16)
	9	GEORGIA (3/3/16)
	9	at Georgia (02/02/16)
	9	MEMPHIS (1/2/16)
TURNOVERS	22	FRANCIS MARION (12/30/15)
	21	at Auburn (01/05/16)
FOULS	41	MEMPHIS (1/2/16)
	35	NORFOLK STATE (11/14/15)



South Carolina Basketball  
South Carolina High/Low Analysis (as of Mar 18, 2016)  
All games

South Carolina - GAME LOWS

POINTS	50	at Alabama (1/13/16)
	56	at Georgia (02/02/16)
	58	at Mississippi State (02-27-16)
	62	KENTUCKY (2/13/16)
	64	vs Georgia (03/11/16)
FIELD GOALS MADE	18	MEMPHIS (1/2/16)
	18	at Georgia (02/02/16)
	18	KENTUCKY (2/13/16)
FIELD GOAL ATTEMPTS	46	DREXEL (12/15/15)
	50	at Auburn (01/05/16)
FIELD GOAL PERCENTAGE	.310 (18-58)	at Georgia (02/02/16)
	.316 (18-57)	MEMPHIS (1/2/16)
3 PT FIELD GOALS MADE	3	VANDERBILT (1/9/16)
	3	at Alabama (1/13/16)
	3	MISSOURI (1/16/16)
3 PT FG ATTEMPTS	9	vs Hofstra (11/22/15)
	12	DREXEL (12/15/15)
3 PT FG PERCENTAGE	.143 (3-21)	MISSOURI (1/16/16)
	.167 (3-18)	at Alabama (1/13/16)
FREE THROWS MADE	3	HIGH POINT (3/15/16)
	8	at Mississippi State (02-27-16)
FREE THROW ATTEMPTS	5	HIGH POINT (3/15/16)
	12	at Mississippi State (02-27-16)
FREE THROW PERCENTAGE	.529 (9-17)	at Alabama (1/13/16)
	.533 (16-30)	FRANCIS MARION (12/30/15)
REBOUNDS	32	USF (12/5/15)
	32	at Texas A&M (02/06/16)
ASSISTS	7	KENTUCKY (2/13/16)
	7	at Mississippi State (02-27-16)
	7	vs Georgia (03/11/16)
STEALS	3	at Clemson (12/18/15)
	3	VANDERBILT (1/9/16)
	3	at Georgia (02/02/16)
	3	KENTUCKY (2/13/16)
BLOCKED SHOTS	0	at Auburn (01/05/16)
	1	vs St. John's (12/22/15)
	1	at Texas A&M (02/06/16)
TURNOVERS	6	ORAL ROBERTS (11/16/15)
	9	vs Hofstra (11/22/15)
	9	LSU (2/10/16)
	9	TENNESSEE (2/24/16)
	9	GEORGIA (3/3/16)
	9	HIGH POINT (3/15/16)
FOULS	12	WESTERN CAROLINA (11/30/15)
	13	at Auburn (01/05/16)
	13	HIGH POINT (3/15/16)



South Carolina Basketball  
South Carolina High/Low Analysis (as of Mar 18, 2016)  
All games

Opponent - GAME LOWS

POINTS	53		WESTERN CAROLINA (11/30/15)
	54		DREXEL (12/15/15)
	56		FRANCIS MARION (12/30/15)
	58		TENNESSEE (2/24/16)
	59		at Clemson (12/18/15)
FIELD GOALS MADE	18		FRANCIS MARION (12/30/15)
	19		NORFOLK STATE (11/14/15)
	19		vs DePaul (11/20/15)
	19		WESTERN CAROLINA (11/30/15)
	19		DREXEL (12/15/15)
	19		MEMPHIS (1/2/16)
	19		at Tennessee (01/23/16)
FIELD GOAL ATTEMPTS	46		at Tennessee (01/23/16)
	49		vs St. John's (12/22/15)
FIELD GOAL PERCENTAGE	.284	(19-67)	WESTERN CAROLINA (11/30/15)
	.300	(18-60)	FRANCIS MARION (12/30/15)
3 PT FIELD GOALS MADE	2		USF (12/5/15)
	3		vs DePaul (11/20/15)
	3		vs Georgia (03/11/16)
3 PT FG ATTEMPTS	12		vs Georgia (03/11/16)
	14		ORAL ROBERTS (11/16/15)
	14		vs DePaul (11/20/15)
3 PT FG PERCENTAGE	.133	(2-15)	USF (12/5/15)
	.208	(5-24)	VANDERBILT (1/9/16)
FREE THROWS MADE	4		WESTERN CAROLINA (11/30/15)
	4		TENNESSEE (2/24/16)
FREE THROW ATTEMPTS	4		WESTERN CAROLINA (11/30/15)
	9		at Clemson (12/18/15)
FREE THROW PERCENTAGE	.364	(4-11)	TENNESSEE (2/24/16)
	.444	(12-27)	vs St. John's (12/22/15)
REBOUNDS	22		DREXEL (12/15/15)
	23		vs Hofstra (11/22/15)
ASSISTS	7		ORAL ROBERTS (11/16/15)
	7		FRANCIS MARION (12/30/15)
	7		vs Georgia (03/11/16)
STEALS	2		vs Hofstra (11/22/15)
	2		at Clemson (12/18/15)
	2		vs Georgia (03/11/16)
BLOCKED SHOTS	0		vs Tulsa (11/23/15)
	0		HIGH POINT (3/15/16)
TURNOVERS	10		at Clemson (12/18/15)
	10		at Ole Miss (1/19/16)
	10		HIGH POINT (3/15/16)
FOULS	14		HIGH POINT (3/15/16)
	15		at Arkansas (03/05/16)



South Carolina Basketball  
South Carolina Player High/Low Analysis (as of Mar 18, 2016)  
All games

South Carolina - I N D I V I D U A L G A M E H I G H S

Points	34		CARRERA, Michael vs Mississippi State (1/26/16)
	30		CHATKEVICIUS, L. vs High Point (3/15/16)
	27		CHATKEVICIUS, L. vs Oral Roberts (11/16/15)
	25		CARRERA, Michael vs Kentucky (2/13/16)
	25		THORNWELL, Sindarius at Texas A&M (02/06/16)
Field Goals Made	15		CHATKEVICIUS, L. vs High Point (3/15/16)
	10		CARRERA, Michael vs Mississippi State (1/26/16)
Field Goal Att.	21		CARRERA, Michael vs Georgia (3/3/16)
	20		THORNWELL, Sindarius at Texas A&M (02/06/16)
FG Pct (min 5 made)	1.000	(7-7)	CHATKEVICIUS, L. vs Lipscomb (11/27/15)
	1.000	(6-6)	CARRERA, Michael at Texas A&M (02/06/16)
	1.000	(5-5)	CHATKEVICIUS, L. at Arkansas (03/05/16)
3-Point FG Made	5		KACINAS, Mindaugas vs Georgia (3/3/16)
	5		NOTICE, Duane at Mizzou (2-16-16)
	5		CARRERA, Michael at Texas A&M (02/06/16)
	5		THORNWELL, Sindarius at Auburn (01/05/16)
3-Point FG Att.	10		CARRERA, Michael vs Georgia (3/3/16)
	8		CARRERA, Michael vs Florida (2/20/16)
	8		NOTICE, Duane vs LSU (2/10/16)
	8		THORNWELL, Sindarius at Texas A&M (02/06/16)
	8		THORNWELL, Sindarius at Georgia (02/02/16)
	8		NOTICE, Duane vs Mississippi State (1/26/16)
	8		NOTICE, Duane at Ole Miss (1/19/16)
	8		THORNWELL, Sindarius at Auburn (01/05/16)
3-Pt FG Pct (min 2 made)	1.000	(5-5)	CARRERA, Michael at Texas A&M (02/06/16)
	1.000	(2-2)	NOTICE, Duane vs St. John's (12/22/15)
	1.000	(2-2)	BLANTON, TeMarcus vs Drexel (12/15/15)
	1.000	(2-2)	KACINAS, Mindaugas vs Western Carolina (11/30/15)
	1.000	(2-2)	DOZIER, PJ vs Hofstra (11/22/15)
	1.000	(2-2)	CARRERA, Michael vs Hofstra (11/22/15)
	1.000	(2-2)	NOTICE, Duane vs DePaul (11/20/15)
Free Throws Made	12		CARRERA, Michael vs Alabama (1/30/16)
	12		CARRERA, Michael vs Mississippi State (1/26/16)
	12		NOTICE, Duane vs Memphis (1/2/16)
Free Throw Att.	16		DOZIER, PJ vs Drexel (12/15/15)
	15		CARRERA, Michael vs Kentucky (2/13/16)
	15		CARRERA, Michael vs Mississippi State (1/26/16)
	15		KACINAS, Mindaugas vs DePaul (11/20/15)
FT Pct (min 3 made)	1.000	(12-12)	NOTICE, Duane vs Memphis (1/2/16)
	1.000	(8-8)	STROMAN, Marcus at Auburn (01/05/16)
	1.000	(7-7)	CHATKEVICIUS, L. at Ole Miss (1/19/16)
	1.000	(6-6)	KACINAS, Mindaugas at Arkansas (03/05/16)
	1.000	(6-6)	THORNWELL, Sindarius vs Florida (2/20/16)
	1.000	(6-6)	THORNWELL, Sindarius at Georgia (02/02/16)
	1.000	(6-6)	THORNWELL, Sindarius vs Mississippi State (1/26/16)
	1.000	(6-6)	THORNWELL, Sindarius vs Tulsa (11/23/15)
	1.000	(5-5)	CARRERA, Michael vs Western Carolina (11/30/15)
	1.000	(4-4)	KACINAS, Mindaugas vs Georgia (3/3/16)
	1.000	(4-4)	THORNWELL, Sindarius at Mizzou (2-16-16)
	1.000	(4-4)	THORNWELL, Sindarius vs Alabama (1/30/16)
	1.000	(4-4)	CARRERA, Michael at Tennessee (01/23/16)
	1.000	(4-4)	KACINAS, Mindaugas vs Memphis (1/2/16)
	1.000	(4-4)	CHATKEVICIUS, L. vs Tulsa (11/23/15)

	1.000	(4-4)	KACINAS, Mindaugas vs Oral Roberts (11/16/15)
	1.000	(3-3)	DOBY, Raymond vs LSU (2/10/16)
	1.000	(3-3)	NOTICE, Duane at Alabama (1/13/16)
	1.000	(3-3)	SILVA, Chris vs Francis Marion (12/30/15)
	1.000	(3-3)	THORNWELL, Sindarius at Clemson (12/18/15)
	1.000	(3-3)	CARRERA, Michael vs Lipscomb (11/27/15)
	1.000	(3-3)	CHATKEVICIUS, L. vs Lipscomb (11/27/15)
	1.000	(3-3)	CHATKEVICIUS, L. vs Norfolk State (11/14/15)
	1.000	(3-3)	NOTICE, Duane vs Norfolk State (11/14/15)
Rebounds	15		CARRERA, Michael vs Florida (2/20/16)
	15		CARRERA, Michael vs Mississippi State (1/26/16)
Assists	9		THORNWELL, Sindarius at Texas A&M (02/06/16)
	8		NOTICE, Duane vs Florida (2/20/16)
Steals	5		DOZIER, PJ vs Francis Marion (12/30/15)
	5		THORNWELL, Sindarius vs Tulsa (11/23/15)
Blocked Shots	3		CARRERA, Michael vs High Point (3/15/16)
	3		SILVA, Chris vs Georgia (03/11/16)
	3		CARRERA, Michael vs Florida (2/20/16)
	3		CARRERA, Michael vs Kentucky (2/13/16)
	3		CARRERA, Michael at Georgia (02/02/16)
	3		SILVA, Chris vs Alabama (1/30/16)
	3		CARRERA, Michael vs Mississippi State (1/26/16)
	3		SILVA, Chris vs Francis Marion (12/30/15)
	3		CHATKEVICIUS, L. vs Drexel (12/15/15)
	3		SILVA, Chris vs USF (12/5/15)
	3		CHATKEVICIUS, L. vs Hofstra (11/22/15)
Turnovers	6		DOZIER, PJ at Arkansas (03/05/16)
	6		THORNWELL, Sindarius vs Kentucky (2/13/16)
	6		DOZIER, PJ at Auburn (01/05/16)
Fouls	5		MCKIE, Justin vs High Point (3/15/16)
	5		CHATKEVICIUS, L. at Mizzou (2-16-16)
	5		SILVA, Chris vs LSU (2/10/16)
	5		KACINAS, Mindaugas vs LSU (2/10/16)
	5		CARRERA, Michael at Georgia (02/02/16)
	5		SILVA, Chris at Georgia (02/02/16)
	5		DOZIER, PJ at Alabama (1/13/16)
	5		CARRERA, Michael vs Vanderbilt (1/9/16)
	5		SILVA, Chris vs Francis Marion (12/30/15)
Minutes	44		THORNWELL, Sindarius vs Florida (2/20/16)
	43		CARRERA, Michael vs Florida (2/20/16)
	41		THORNWELL, Sindarius at Ole Miss (1/19/16)
	39		THORNWELL, Sindarius vs Georgia (3/3/16)
	39		THORNWELL, Sindarius at Texas A&M (02/06/16)



South Carolina Basketball  
 South Carolina Opponent High/Low Analysis (as of Mar 18, 2016)  
 All games

OPPONENT INDIVIDUAL GAME HIGHS

Points	36		Punter, Kevin at Tennessee (01/23/16)
	31		Obi Emegano vs Oral Roberts (11/16/15)
	28		GREEN, Juan'ya vs Hofstra (11/22/15)
	27		Tyler Ulis vs Kentucky (2/13/16)
	27		Norris, Riley at Alabama (1/13/16)
Field Goals Made	10		CLARK, Wes vs Missouri (1/16/16)
	10		Harris, Tyler at Auburn (01/05/16)
Field Goal Att.	21		Jamal Murray vs Kentucky (2/13/16)
	21		Obi Emegano vs Oral Roberts (11/16/15)
FG Pct (min 5 made)	1.000	(6-6)	ROSBURG, Ryan vs Missouri (1/16/16)
	.833	(5-6)	JONES, Damian vs Vanderbilt (1/9/16)
	.833	(5-6)	JONES, Christian vs St. John's (12/22/15)
3-Point FG Made	8		Norris, Riley at Alabama (1/13/16)
	6		Punter, Kevin at Tennessee (01/23/16)
	6		GREEN, Juan'ya vs Hofstra (11/22/15)
3-Point FG Att.	13		GREEN, Juan'ya vs Hofstra (11/22/15)
	12		Canty, Kareem at Auburn (01/05/16)
3-Pt FG Pct (min 2 made)	1.000	(3-3)	I.J. Ready vs Mississippi State (1/26/16)
	1.000	(2-2)	PATTERSON, Jalyn vs LSU (2/10/16)
	1.000	(2-2)	Alex Caruso at Texas A&M (02/06/16)
	1.000	(2-2)	MARTIN, Jeremiah vs Memphis (1/2/16)
Free Throws Made	14		Punter, Kevin at Tennessee (01/23/16)
	12		TARRANT JR., Ricky vs Memphis (1/2/16)
	12		HARRISON, Shaquille vs Tulsa (11/23/15)
Free Throw Att.	17		ROSBURG at Mizzou (2-16-16)
	16		HARRISON, Shaquille vs Tulsa (11/23/15)
FT Pct (min 3 made)	1.000	(12-12)	TARRANT JR., Ricky vs Memphis (1/2/16)
	1.000	(10-10)	Obi Emegano vs Oral Roberts (11/16/15)
	1.000	(8-8)	Hubbs III, Robert at Tennessee (01/23/16)
	1.000	(7-7)	GOODWIN, Shaq vs Memphis (1/2/16)
	1.000	(7-7)	GARRETT, Billy vs DePaul (11/20/15)
	1.000	(5-5)	MATEN, Yante vs Georgia (3/3/16)
	1.000	(5-5)	WRIGHT at Mizzou (2-16-16)
	1.000	(5-5)	I.J. Ready vs Mississippi State (1/26/16)
	1.000	(5-5)	Coleman, Justin at Alabama (1/13/16)
	1.000	(5-5)	SHORT, Jeff vs Norfolk State (11/14/15)
	1.000	(4-4)	GAINES, Kenny vs Georgia (03/11/16)
	1.000	(4-4)	VICTOR II, Craig vs LSU (2/10/16)
	1.000	(4-4)	Hale, Shannon vs Alabama (1/30/16)
	1.000	(4-4)	Moody, Stefan at Ole Miss (1/19/16)
	1.000	(4-4)	MORILLO, Nehemias vs USF (12/5/15)
	1.000	(4-4)	Mike Brown vs Western Carolina (11/30/15)
	1.000	(3-3)	HANNAHS, DUSTY at Arkansas (03/05/16)
	1.000	(3-3)	Allen, KeVaughn vs Florida (2/20/16)
	1.000	(3-3)	Q. Weatherspoon vs Mississippi State (1/26/16)
	1.000	(3-3)	WOODSON, Avery vs Memphis (1/2/16)
Rebounds	13		Finney-Smith, Dorian vs Florida (2/20/16)
	13		Marcus Lee vs Kentucky (2/13/16)
	13		COUSINS, Jaleel vs USF (12/5/15)
Assists	12		Tyler Ulis vs Kentucky (2/13/16)
	11		DURHAM, JABRIL at Arkansas (03/05/16)
Steals	5		I.J. Ready at Mississippi State (02-27-16)
	5		Moore, Armani at Tennessee (01/23/16)



Blocked Shots	5	NNOKO, Landry at Clemson (12/18/15)
	4	Travis Daniels at Mississippi State (02-27-16)
	4	MATEN, Yante at Georgia (02/02/16)
	4	Craig Sword vs Mississippi State (1/26/16)
	4	KORNET, Luke vs Vanderbilt (1/9/16)
Turnovers	4	Albert Owens vs Oral Roberts (11/16/15)
	7	PETERS, Roddy vs USF (12/5/15)
	6	Phillips, Shembari vs Tennessee (2/24/16)
	6	Bowers, Cinmeon at Auburn (01/05/16)
Fouls	6	Harris, Tyler at Auburn (01/05/16)
	6	Torrion Brummitt vs Western Carolina (11/30/15)
	5	Egbunu, John vs Florida (2/20/16)
	5	PURYEAR at Mizzou (2-16-16)
	5	VICTOR II, Craig vs LSU (2/10/16)
	5	QUARTERMAN, Tim vs LSU (2/10/16)
	5	Jalen Jones at Texas A&M (02/06/16)
	5	Hall, Donta vs Alabama (1/30/16)
	5	Taylor, Jimmie vs Alabama (1/30/16)
	5	Kessens, Michael vs Alabama (1/30/16)
	5	Obasohan, Retin vs Alabama (1/30/16)
	5	Malik Newman vs Mississippi State (1/26/16)
	5	Craig Sword vs Mississippi State (1/26/16)
	5	Reese, Derek at Tennessee (01/23/16)
	5	Perez,Anthony at Ole Miss (1/19/16)
	5	Gielo,Tomasz at Ole Miss (1/19/16)
	5	ROSBURG, Ryan vs Missouri (1/16/16)
	5	Hall, Donta at Alabama (1/13/16)
	5	JONES, Damian vs Vanderbilt (1/9/16)
	5	CRESSLER, Nolan vs Vanderbilt (1/9/16)
5	BALDWIN IV, Wade vs Vanderbilt (1/9/16)	
5	Brown, Bryce at Auburn (01/05/16)	
5	LAWSON, Dedric vs Memphis (1/2/16)	
5	CRAWFORD, Markel vs Memphis (1/2/16)	
5	GOODWIN, Shaq vs Memphis (1/2/16)	
5	LAWSON, K.J. vs Memphis (1/2/16)	
5	BURRELL, Trahson vs Memphis (1/2/16)	
5	JEROME, David vs Francis Marion (12/30/15)	
5	DAVIS JR., Mike vs Francis Marion (12/30/15)	
5	Williams, Austin vs Drexel (12/15/15)	
5	Allen, Terrell vs Drexel (12/15/15)	
5	Myles, Tyshawn vs Drexel (12/15/15)	
5	BRAMMEIER,GEORGE vs Lipscomb (11/27/15)	
5	SWANNEGAN, Brandon vs Tulsa (11/23/15)	
5	CURTIS, Marquel vs Tulsa (11/23/15)	
5	NICHOLS, Malik vs Hofstra (11/22/15)	
5	Brandon Conley vs Oral Roberts (11/16/15)	
5	Aaron Anderson vs Oral Roberts (11/16/15)	
5	WADE,Jonathan vs Norfolk State (11/14/15)	
5	TAYLOR,D'Shon vs Norfolk State (11/14/15)	
5	SHORT,Jeff vs Norfolk State (11/14/15)	