



2015-16 Women's Basketball SOUTH CAROLINA

Assoc. Media Relations Director: Diana Koval | Office: 803.777.7977 | Cell: 314.369.6050 | Email: dkoval@mailbox.sc.edu | Twitter: @DianaKovalSID
Website: www.GamecocksOnline.com | Twitter: @GamecockWBB | Instagram: @GamecockWBB | Facebook: @GamecockWBB

Game 8

Dec. 6, 2015 • 2 p.m. • Columbia, S.C. • Colonial Life Arena (18,000)

South Carolina Gamecocks
7-0



vs.



Duke Blue Devils
7-1

Ranking: 2/2 (AP/Coaches)

Head Coach: Dawn Staley

Record at South Carolina: 162-74 (8th)

Career Record: 334-154 (16th)

Top Scorer: A'ja Wilson (17.0)

Top Rebounder: A'ja Wilson (9.0)

Ranking: 14/13 (AP/Coaches)

Head Coach: Joanne P. McCallie

Record at Duke: 232-54 (9th)

Career Record: Azura Stevens (19.8)

Top Rebounder: Azura Stevens (10.1)

Schedule/Results

Nov. 6	Newberry (Exh.) (SECN+)	W, 93-49
Nov. 13	#6/10 Ohio State (SECN+)	W, 88-80
Nov. 15	UNCG (SECN+)	W, 92-44
Nov. 18	at Clemson (ESPN3)	W, 67-41
Nov. 22	at UCLA (Pac-12 Network)	W, 68-65
	<i>Waikiki Beach Marriott</i>	
	<i>Rainbow Wahine Showdown</i>	
Nov. 27	vs. #16/18 Arizona State	W, 60-58
Nov. 28	vs. CSU Bakersfield	W, 90-71
Nov. 29	at Hawaii	W, 67-51
Dec. 6	#14/13 Duke (ESPN2)	2 p.m.
Dec. 13	Winthrop (SECN)	2 p.m.
Dec. 16	Hampton (SECN+)	7 p.m.
Dec. 20	vs. East Carolina	1 p.m.
Dec. 22	Elon (SECN+)	7 p.m.
Jan. 3	Arkansas* (ESPNU)	3 p.m.
Jan. 7	at Vanderbilt* (SECN^)	9 p.m.
Jan. 10	Missouri* (SECN)	Noon
Jan. 14	at Kentucky* (SECN)	7 p.m.
Jan. 17	Texas A&M* (ESPN2)	1:30 p.m.
Jan. 21	at Auburn* (SECN+)	7 p.m.
Jan. 24	at Mississippi State* (ESPN2)	5 p.m.
Jan. 28	Ole Miss* (SECN+)	7 p.m.
Jan. 31	at Texas A&M* (ESPNU)	6 p.m.
Feb. 4	Kentucky* (SECN)	7 p.m.
Feb. 8	Connecticut (ESPN2)	7 p.m.
Feb. 11	Florida* (SECN+)	7 p.m.
Feb. 15	at Tennessee* (ESPN2)	7 p.m.
Feb. 18	Georgia* (SECN+)	7 p.m.
Feb. 22	at Alabama* (SECN)	7 p.m.
Feb. 25	at Ole Miss* (SECN^)	9 p.m.
Feb. 28	LSU* (ESPN/2/U)	TBA
	<i>SEC Tournament (Jacksonville, Fla.)</i>	
Mar. 2	First Round	TBA
Mar. 3	Second Round	TBA
Mar. 4	Quarterfinals	TBA
Mar. 5	Semifinals	TBA
Mar. 6	Final	TBA

All Times Listed as Eastern and are subject to change
< indicates game played in Myrtle Beach, S.C.
* indicates SEC Game

Game Information

Doors Open: 12:30 p.m.

Tickets: \$8 Adults, \$4 Youth (17 and under)

Live Stats: GamecocksOnline.com

TV: ESPN2 (Pam Ward, play-by-play; Kara Lawson, analyst); WatchESPN

Radio: 107.5 The Game (Brad Muller)

Series History

South Carolina Record	2-1
In Columbia	0-0
In Durham	2-0
At Neutral Site	0-1
Last Meeting	SC 51-50, 12/7/14
First Meeting	SC 87-81, 11-25-01
Current Streak	Won 1

Last Five Meetings:

Date	Result	Location
12/7/14	W, 51-50	Durham
3/25/02	L, 68-77	Raleigh, N.C.
11/25/01	W, 87-81 (ot)	Durham














Game Notables

- South Carolina head coach Dawn Staley and sophomore forward A'ja Wilson are especially familiar with Duke sophomore guard/forward Azura Stevens as all three were part of USA Basketball's 2015 FIBA U19 World Championship gold medal team. Wilson led the team with 18.3 points per game, adding 8.4 rebounds to her MVP performance at the seven-game event last summer. Stevens used her 17.0 minutes per game to post averages of 11.1 points and 5.1 rebounds.
- Two of South Carolina's seven wins this season have come against nationally ranked opponents, while Duke's lone loss is its only decision against a ranked foe.
- Statistically, the Gamecocks and Blue Devils match up well in most categories. South Carolina takes the edge in scoring, ranking 54th in the nation in points per game to Duke's 62nd. The Blue Devils have the advantage in both offensive and defensive field goal percentage, coming in among the country's top 20 in both categories while the Gamecocks are 31st and 42nd, respectively. Both teams rank among the top 25 in blocked shots.
- In last season's one-point thriller, both teams struggled to shoot in the second half but rebounded in the second as South Carolina hit 56.0 percent from the field to Duke's 44.0 percent in the final 20 minutes of action. The Gamecocks led in the paint 32-24, including the final two of A'ja Wilson's putback to win the game.

Stat Comparison

Duke	SC	
7-1	Overall Record	7-0
0-0	Conference Record	0-0
3-1	Home Record	2-0
1-0	Away Record	3-0
3-0	Neutral Record	2-0
75.2	Points Per Game	76.0
55.9	Opp. Points Per Game	58.6
.477	Field Goal %age457
.327	Opp. Field Goal %age344
.315	3-Pt. Field Goal %age276
.234	Opp. 3-Pt. Field Goal %age350
.636	Free Throw %age631
12.0	FTs Made Per Game	15.1
16.1	Assists Per Game	13.9
-1.4	Turnover Margin	+3.0
45.8	Rebounds Per Game	42.1
+13.0	Rebounding Margin	+6.9
9.6	Steals Per Game	9.4
5.9	Blocked Shots Per Game	5.6

2015-16 South Carolina Media Roster

0		<p>Shay Colley 5-8 • Fr. • Guard • Brampton, Ontario, Canada <i>CAHL-ee</i></p> <p>PPG 3.1 RPG 1.9 APG 0.7 FG% .381 FT% .625</p>	<p>LAST GAME: 2 pts, 3 rebs at Hawaii NOTABLE: Showing good poise off the bench and is solid defensively ... hit three straight shots in 3rd qtr vs CSUB ... helped Canada to silver medal at 2014 FIBA U18 Americas Champs.</p>	<p>Career Highs Pts: 7 vs. UNCG, 11/15/15 Reb: 3, 2x, at Hawaii, 11/29/15 Ast: 2, 2x, vs. CSUB, 11/28/15 Stl: 1, 4x, at Hawaii, 11/29/15</p>
1		<p>Bianca Cuevas 5-6 • So. • Guard • Bronx, N.Y. <i>kway-VAAS</i></p> <p>PPG 11.1 RPG 2.1 APG 1.7 FG% .474 FT% .714</p>	<p>LAST GAME: 13 pts, 4 rebs, 2 stls at Hawaii NOTABLE: Avg. 17.0 pts, 3.0 assts, 3.3 rebs in Hawaii tourn. to make all-tournament team ... key three-point play to launch winning run late at UCLA ... 2014 McDonald's All-America.</p>	<p>Career Highs Pts: 21 at Ole Miss, 2/1/15 Reb: 4, 5x, at Hawaii, 11/29/15 Ast: 6 vs. CSUB, 11/28/15 Stl: 4, 2x, vs. Sav. St., 12/14/14</p>
3		<p>Kaydra Duckett 5-8 • So. • Guard • Columbia, S.C. <i>KAY-druh DUCK-it</i></p> <p>PPG 0.0 RPG 0.3 APG 0.0 FG% .000 FT% --</p>	<p>LAST GAME: 1 min at Hawaii NOTABLE: Logged career-best 10 mins vs. UNCG after a 1st-half appearance vs. OSU ... played in 20 games last season ... 2014 SCBCA 3A Player of the Year ... won two HS state titles.</p>	<p>Career Highs Pts: 2, 2x, vs. Sav. St., 12/14/14 Reb: 4 vs. Sav. St., 12/14/14 Ast: 1, 3x, vs. Syracuse, 3/22/15 Min: 10 vs. UNCG, 11/15/15</p>
4		<p>Doniyah Cliney 6-0 • R-Fr. • Guard • Newark, N.J. <i>dawn-YAY CLY-nee</i></p> <p>PPG -- RPG -- APG -- FG% -- FT% --</p>	<p>LAST GAME: DNP – Injury – Right Hand NOTABLE: Is out several weeks following surgery on right hand ... sat out last season, practicing with team in 2nd semester ... good size on the wing ... won two high school state titles.</p>	<p>Career Highs Pts: — Reb: — Ast: — Stl: —</p>
5		<p>Khadijah Sessions 5-8 • Sr. • Guard • Myrtle Beach, S.C. <i>kub-DEE-zhub SESH-uns</i></p> <p>PPG 5.6 RPG 2.7 APG 2.6 FG% .464 FT% .800</p>	<p>LAST GAME: 11 pts, 4 assts, 4 stls at Hawaii NOTABLE: Team captain ... handed out at least four assists 3x this season ... scored in double figures 2x this season ... fifth in SEC in steals per game (2.1) ... shooting 7-of-9 (.778) last 2 games.</p>	<p>Career Highs Pts: 19 vs. Auburn, 2/3/13 Reb: 6 vs. Clemson, 11/20/14 Ast: 8 vs. NC Central, 12/1/14 Stl: 4, 12x, at Hawaii, 11/29/15</p>
22		<p>A'ja Wilson 6-5 • So. • Forward • Hopkins, S.C. <i>A-zhub</i></p> <p>PPG 17.0 RPG 9.0 BPG 3.1 FG% .549 FT% .679</p>	<p>LAST GAME: 18 pts, 5 rebs, 2 blks at Hawaii NOTABLE: Has 4 double-doubles this season ... SEC top 10 in ppg, rpg, FG%, bpg and double-doubles ... Rainbow Wahine Showdown MVP ... 1st SC fr. to earn All-America.</p>	<p>Career Highs Pts: 26 vs. LSU, 2/12/15 Reb: 19 at Kentucky, 3/1/15 Blks: 6, 2x, vs. UNCG, 11/15/15 Stl: 3, 4x, vs. C. Mich., 12/20/14</p>
23		<p>Tina Roy 5-11 • Sr. • Guard • Kaplan, La.</p> <p>PPG 5.4 RPG 1.7 APG 2.9 FG% .283 FT% --</p>	<p>LAST GAME: 2 assts, 1 stl at Hawaii NOTABLE: Team captain ... started every game this season, entering with just 1 in her career ... tied career high with 5 3s, career-high 17 points at UCLA ... hit clutch 3 late in 3rd quarter vs. OSU.</p>	<p>Career Highs Pts: 17 at UCLA, 11/22/15 Reb: 8 at Miss. St., 2/6/14 Ast: 10 vs. Sav. St., 12/14/14 Stl: 3 vs. Southern Cal, 11/15/14</p>
24		<p>Sarah Imovbich 6-2 • Sr. • Forward • Abuja, Nigeria <i>ih-MOE-vee-o</i></p> <p>PPG 5.9 RPG 6.9 APG 0.0 FG% .667 FT% .375</p>	<p>LAST GAME: 3 pts, 4 rebs at Hawaii NOTABLE: Team's top offensive rebounder (3.1/gm) ... 17th in SEC in rpg ... played 3 seasons at UVa ... avg. double-double in 2014-15, 10.8 rpg (19th in nation, 1st in ACC) and 12.6 ppg.</p>	<p>Career Highs Pts: 14 vs. UNCG, 11/15/15 Reb: 11 vs. UNCG, 11/15/15 Ast: — Stl: 2, 2x, at Clemson, 11/18/15</p>
25		<p>Tiffany Mitchell 5-9 • Sr. • Guard • Charlotte, N.C.</p> <p>PPG 13.3 RPG 2.7 APG 2.0 FG% .411 FT% .846</p>	<p>LAST GAME: 14 pts, 2 rebs, 2 assts at Hawaii NOTABLE: Team captain ... 2nd in SEC in FT% and 15th in scoring ... 2x SEC POY, All-America ... finalist for 2015 Naismith, Wade, Wooden awards.</p>	<p>Career Highs Pts: 25 vs. Georgia, 2/27/14 Reb: 11, 5x, at Arkansas, 1/2/14 Ast: 9 at SDSU, 11/23/13 Stl: 7 vs. NC Central, 12/1/14</p>
31		<p>Asia Dozier 6-0 • Sr. • Guard/Forward • Columbia, S.C. <i>DOE-zhur</i></p> <p>PPG 2.9 RPG 0.6 APG 1.4 FG% .286 FT% .833</p>	<p>LAST GAME: 3 pts, 3 assts at Hawaii NOTABLE: Two-time team captain... adjusting well to new role off the bench after starting 62 of 71 games the last two seasons ... hit back-to-back 3s at Clemson early in 3rd quarter.</p>	<p>Career Highs Pts: 16, 2x, at SDSU, 11/23/13 Reb: 10 vs. Elon, 11/9/12 Ast: 6, 3x, vs. UNCG, 11/15/15 Stl: 2, 8x, vs. LSU, 3/7/15</p>
40		<p>Jatarie White 6-4 • So. • Forward • Charlotte, N.C. <i>jub-TAR-ee</i></p> <p>PPG 2.3 RPG 3.3 BPG 0.4 FG% .263 FT% .545</p>	<p>LAST GAME: 2 rebs, 1 asst at Hawaii NOTABLE: Solid contributions not always in the box score ... plays calm and smart despite inexperience ... 2014 WBCA, McDonald's All-America.</p>	<p>Career Highs Pts: 11 vs. Clemson, 11/20/14 Reb: 7 at Georgia, 2/5/15 Blk: 2 at Georgia, 2/5/15 Stl: 2 vs. Syracuse, 3/22/15</p>
41		<p>Alaina Coates 6-4 • Jr. • Center • Irmo, S.C. <i>uh-LAY-nuh COATS</i></p> <p>PPG 9.4 RPG 7.1 BPG 1.3 FG% .592 FT% .364</p>	<p>LAST GAME: 3 pts, 3 blks at Hawaii NOTABLE: Had solid preseason with great focus ... SEC top 10 in bpg (1.3) and 15th in rpg ... 6th in career blocks (135), 9th in career dbl-dbls (24) ... two-time 2nd-Team All-SEC.</p>	<p>Career Highs Pts: 24, 2x, vs. Ole Miss, 1/30/14 Reb: 17 vs. Kentucky, 1/9/14 Blk: 5, 3x, vs. Alabama, 1/29/15 Min: 30 vs. So. Cal, 11/15/14</p>
44		<p>India Farmer 6-0 • Jr. • Forward • N. Myrtle Beach, S.C.</p> <p>PPG 0.0 RPG 1.0 APG 0.0 FG% .000 FT% --</p>	<p>LAST GAME: 1 reb, 2 blks vs. UNCG NOTABLE: Played in 16 games last season, including five SEC and three postseason games ... great team player ... works hard with good attitude.</p>	<p>Career Highs Pts: 3, 2x, vs. Alabama, 1/19/14 Reb: 3 vs. NC Central, 12/2/13 Blk: 2 vs. UNCG, 11/15/15 Stl: 1 at Florida, 1/19/15</p>

Starter

Reserve

Quick Facts

The University

Location: Columbia, S.C.
Founded: 1801
Enrollment: 32,972
Colors: Garnet (PMS 202C) and Black
Nickname: Gamecocks
Conference: Southeastern
President: Dr. Harris Pastides
Athletics Director: Ray Tanner
Facility: Colonial Life Arena (18,000)

Coaching Staff

Head Coach: Dawn Staley
Alma Mater: Virginia, 1992
Overall Record: 334-154 (16th season)
School Record: 162-74 (8th season)
Assoc. Head Coach (Alma Mater):
 Lisa Boyer (Ithaca, 1979)
Assistant Coaches (Alma Mater):
 Nikki McCray-Penson (Tennessee, 1995)
 Fred Chmiel (Excelsior, 2001)

Team Information

2014-15 Record: 34-3
 Home: 16-0 Away: 9-2 Neutral: 9-1
SEC Record (Finish): 15-1 (T-1st)
 Home: 8-0 Away: 7-1
Letterwinners Returning/Lost: 11/3
Starters Returning/Lost: 3/2

Program History

First Year of Women's Basketball: 1974-75
All-Time Record: 742-503 (42nd season)
All-Time SEC Record: 131-200 (23rd season)
NCAA Appearances (Last): 12 (2015)
NCAA Tournament Record: 17-12
2015 NCAA Result: Final Four; L, 65-66,
 Notre Dame; Tampa, Fla.
WNIT Appearances (Last): 4 (2011)
WNIT Record: 3-4

Media Relations

Women's Basketball Contact: Diana Koval
Office: 803.777.7977
Cell: 314.369.6050
Email: dkoval@mailbox.sc.edu
Press Row Phone: 803.777.6182
Athletics Department on the Web
Website: GamecocksOnline.com
Twitter: @GamecocksOnline
Instagram: @GamecocksOnline
Facebook: Facebook.com/GamecocksOnline
YouTube: YouTube.com/GamecocksOnline
Women's Basketball on Twitter
Team: @GamecockWBB
Head Coach: @DawnStaley

Current Gamecock Streaks

	Total	Home	Road	Neut.
Overall	W7	W36	W3	W3
SEC	L1	W18	L1	—
Non-Conference	W7	W20	W3	W3
Ranked Teams	W2	W6	L2	W1

Five-Second Count

South Carolina is enjoying its most successful period in program history. The 2015 Senior Class set a four-year record with 113 wins and a .813 winning percentage. The 2016 Senior Class has a chance top that number, currently holding a of 95-16, winning 85.6 percent of its contests. Winning consecutive SEC regular-season titles in the last two seasons, South Carolina has not finished outside the SEC's top four in four campaigns.

In the last two seasons, three Gamecocks have earned All-America honors – prior to the 2013-14 season just 12 Gamecocks had captured the title. Seven Gamecocks have earned All-SEC selection in the last two seasons, including three members of the 2015-16 squad.

By the Numbers

- 0.6 Seconds remaining in a tie game against No. 16/18 Arizona State (Nov. 27) when sophomore A'ja Wilson was fouled on an offensive rebound and sank the resulting two free throws
- 1 Double-double needed by sophomore forward A'ja Wilson this season to match her 2014-15 season total of five
- 2 Returning All-Americans on this season's Gamecock roster – Tiffany Mitchell (1st team) and A'ja Wilson (3rd team)
- 3 Gamecocks named to the Wooden Award Watch List – Alaina Coates, Tiffany Mitchell and A'ja Wilson
- 8 Gamecocks on this season's roster who were named either McDonald's or Parade All-America in high school
- 5 Blocks needed by junior center Alaina Coates to match Demetress Adams' 140 career mark in fifth place in program history
- 11 Games on South Carolina's schedule against teams currently ranked in the top 25, including nine against the top 15
- 11 Letterwinners returning from last season's school-record setting team
- 17.0 Points per game by Bianca Cuevas in the Rainbow Wahine Showdown, the most productive three-game stretch of her career
- 54 Points needed by senior guard Tiffany Mitchell to match Sharon Gilmore's 1,511 career mark in 10th place in program history
- 58 Consecutive AP Top 25 Polls in which the Gamecocks have appeared, closing in on the school record of 62
- 65.0 Percent field goal shooting by A'ja Wilson at the Rainbow Wahine Showdown, helping her average 20.7 points – the highest scoring three-game stretch of her career

Duke Series Notes

The Gamecocks lead the series 2-1 after last season's late-game heroics from then-freshman A'ja Wilson yielded a 51-50 win in Durham on Dec. 4. Following a Tiffany Mitchell 3-pointer, the Gamecocks still trailed by one with 10.9 seconds to play when then-senior Olivia Gaines came up with a steal as South Carolina had Rebecca Greenwell trapped on the sideline. Wilson's connected on a

putback with two seconds left to deliver the win for then-No. 1/2 South Carolina over then-No. 9/8 Duke.

The two teams split their previous two meetings, both taking place in the 2001-02 season. South Carolina posted a 87-81 overtime win at Cameron Indoor Stadium over then-No. 9 Duke on Nov. 25, 2001. The Blue Devils got their revenge on March 25, 2002, in the NCAA Tournament regional final in Raleigh, N.C., with a 77-68 victory that carried them into the Final Four.

South Carolina head coach Dawn Staley is 1-2 in her career against Duke. Both games came during her tenure at Temple. As a player at Virginia, Staley went 8-1 against the Blue Devils with a 3-1 mark in Durham.

Gamecocks in the Rankings

(thru games of 12/3)

Team	SEC	NCAA	Actual
Scoring Offense	8	54	76.0
Scoring Defense	9	95	58.6
Scoring Margin	7	36	+17.4
Field Goal Percentage	4	31	.457
Field Goal %age Def.	6	42	.344
3-Point FG %age	10	256	.276
3-Point FG %age Def.	11	295	.350
3-Point FG Made/Gm.	10	252	4.6
Free Throw Percentage	13	280	.631
Rebounding Offense	9	—	42.1
Rebounding Defense	7	—	35.3
Rebounding Margin	6	53	+6.9
Assists	10	132	13.9
Steals	8	95	9.4
Turnover Margin	12	89	+3.0
Turnovers	—	41	13.7
Assist-to-Turnover Ratio	7	70	1.0
Blocked Shots	4	25	5.6
Home Attendance Avg.	1	2	15,211

Alaina Coates	SEC	NCAA	Actual
Rebounding	15	—	7.1
Blocks	10	199	1.3
Double-Doubles	9	—	2

Bianca Cuevas	SEC	NCAA	Actual
FT Percentage	15	202	.714

Sarah Imovbioh	SEC	NCAA	Actual
Rebounding	17	—	6.9
Off. Rebounds	9	—	3.1

Tiffany Mitchell	SEC	NCAA	Actual
Scoring	15	—	13.3
FT Percentage	2	81	.846

Tina Roy	SEC	NCAA	Actual
3-Pt FG Made	15	—	1.7

Khadijah Sessions	SEC	NCAA	Actual
Steals	5	174	2.1

A'ja Wilson	SEC	NCAA	Actual
Scoring	7	103	17.0
Rebounding	5	84	9.0
FG Percentage	6	62	.549
Blocks	1	11	3.1
Off. Rebounds	12	—	2.9
Double-Doubles	1	9	4

2015-16 Double-Doubles

Alaina Coates (2)

11/13	Ohio State	17 pts/13 rebs
11/22	at UCLA	12 pts/12 rebs

Sarah Imovbioh (1)

11/15	UNCG	14 pts/11 rebs
-------	------	----------------

A'ja Wilson (4)

11/13	Ohio State	20 pts/14 rebs
11/15	UNCG	19 pts/10 rebs
11/22	at UCLA	11 pts/10 rebs
11/27	vs. Arizona State	18 pts/11 rebs

Home Sweet Home

The Gamecocks are riding a 36-game winning streak at Colonial Life Arena into today's game – the second-longest active home win streak in the nation (trailing UConn's 37 and leading Maryland's 27). South Carolina turned in back-to-back perfect seasons, going 16-0 at home in 2013-14 and 2014-15. The Gamecocks' last loss at Colonial Life Arena was a 50-48 decision to No. 14 Texas A&M on Feb. 10, 2013.

Ranked Readings

South Carolina's 10 wins against ranked foes last season set a new program record, topping the eight wins of the 1979-80 squad. Of those 10 wins, five came against a top-10 foe.

This season, the Gamecocks have 11 games on the schedule against teams currently ranked in the top 25, including four against top-10 entries. South Carolina opened the season with a win over No. 6/10 Ohio State and following with a victory over No. 16/18 Arizona State.

After posting a 16-8 record against ranked opponents since the start of the 2013-14 season, head coach Dawn Staley has a 27-42 mark vs. the nation's best teams during her South Carolina tenure, highlighted by a 15-8 mark when the Gamecocks carry a better ranking than their opponent into the contest.

Identity Search

While South Carolina returns 11 letterwinners from last season's NCAA Final Four team, Gamecock head coach Dawn Staley knows her squad continues to search for its 2015-16 identity. The names may not have changed, but the roles for many key Gamecocks certainly have. Senior Tina Roy, junior Alaina Coates and sophomore A'ja Wilson are all adjusting to regular calls to the starting lineup after coming off the bench for the first years of their careers. Senior guard/forward Asia Dozier is acclimating to her role off the bench after starting the last two seasons and is spending more time in the frontcourt. The Gamecocks are counting on sophomore forward

Jatarie White to provide more off the bench. Even senior guard Tiffany Mitchell is still feeling her way into the offense after a long layoff due to August foot surgery as well as embracing her more active leadership role.

Poll Position

South Carolina remains at No. 2 in the nation in both polls this week, marking the 23rd-straight time the Gamecocks have been ranked among the nation's top three teams. South Carolina has held a top-10 position in the Associated Press poll for 34 straight weeks and been ranked in the AP top 25 for 58 consecutive weeks (beginning Dec. 10, 2012). The longest ranked streak in school history is 62 weeks – Feb. 27, 1979 through Jan. 9, 1983.

Quarter Breakdown

Through 28 quarters so far this season, South Carolina has out-scored its opponent 21 times with the Gamecocks topping their foe by double digits seven times, including a season-high 19 (27-8) in the third quarter at Clemson (Nov. 18). This season's best first-quarter differential was 13 (27-15) vs. CSU Bakersfield (Nov. 28), second-quarter advantage 17 (26-9) against UNCG (Nov. 15) and fourth-quarter edge 12 (26-14) vs. CSUB. South Carolina has shot at least 50.0 percent in 12 quarters this season with a high of 75.0 percent (9-of-12) in the third quarter at Clemson.

Defensively, of the 10 lowest scoring quarters by opponents, six have come in the second half of games. The three lowest shooting percentage quarters for opposing teams have all been in the second half, including the season-low 17.6 percent (3-of-17) shot by UNCG in the third quarter.

Individually, sophomore forward A'ja Wilson has turned in the top three quarter point totals for South Carolina, netting double digits in all three led by her 12 in the fourth quarter against #6/10 Ohio State (Nov. 13).

Legacy of Leadership

South Carolina has thrived under excellent leadership from its team-selected captains the last few seasons. While some thought that area would be a question mark heading into this season, the Gamecocks selected their four returning seniors – Asia Dozier, Tiffany Mitchell, Tina Roy and Khadijah Sessions – as their captains. All but Roy have served in that capacity at least once prior to this season.

Wooden Watch

The Wooden Award announced its 30-member Watch List this week with South Carolina occupying three of the positions to match UConn for most selections. After being a finalist for the award last season, senior guard Tiffany Mitchell is back on

2015-16 Awards

Alaina Coates

Wooden Award Watch List
Preseason All-SEC First Team (Media, Coaches)

Tiffany Mitchell

USBWA Ann Meyers Drysdale Award Watch List
Wooden Award Watch List
Preseason All-America (AP, Lindy's, Athlon, SI, ESPN)
Preseason All-SEC First Team (Media, Coaches)
Preseason SEC Player of the Year (Media, Coaches)

A'ja Wilson

USBWA Ann Meyers Drysdale Award Watch List
Wooden Award Watch List
Preseason All-America 2nd Team (Lindy's, SI, ESPN)
Preseason All-America Honorable Mention (AP)
Preseason All-SEC First Team (Media, Coaches)
SEC Player of the Week (Nov. 13-16; Nov. 24-30)

the list. Junior Alaina Coates and sophomore A'ja Wilson are also recognized this season.

Great Gamecock Fans

The state of South Carolina has rallied around head coach Dawn Staley's program in unprecedented numbers. The Gamecocks have led the nation in average attendance increase in each of the last two seasons and paced the country in average attendance last season at 12,293. South Carolina played in front of over 10,000 fans 15 times last season with 13 of those coming at Colonial Life Arena. The 17,156 fans that turned out for the Jan. 11 game against Kentucky were just shy of the women's basketball record of 17,712 (vs. Clemson, 11/22/02) at the facility.

Opponents should be ready for more of the same this season as the South Carolina Ticket Office has distributed the full allotment of over 11,000 season tickets. Only single-game, general admission tickets remain available for purchase.

Preseason Poll Pop

For the second-straight season, South Carolina was ranked No. 2 in both the AP and USA Today Coaches Preseason Poll, which is the best preseason rank in program history. The Gamecocks spent the entire 2014-15 season ranked in the top three in the nation, including 12 weeks at No. 1 – the first-ever No. 1 ranking for the program.

Title Town

South Carolina won all three games at the Waikiki Beach Marriott Rainbow Wahine Showdown last week to claim their third-straight Thanksgiving holiday tournament. The Gamecocks also won the Lucaya Division of the 2014 Junkanoo Jam in the Bahamas and Reef Division of the 2013 Paradise Jam in St. Thomas

Gamecocks in 2015-16 National Polls

Poll	Pre	11/16	11/23	11/30	12/7	12/14	12/21	12/28	1/4	1/11	1/18	1/25	2/1	2/8	2/15	2/22	3/1	3/8	3/16	Final
Associated Press	2	2	2	2																
Coaches	2	2	2	2																

Hawaiian Holiday

Bronx, N.Y., native Bianca Cuevas enjoyed her trip to Hawaii, turning the best three-game stretch of her career in the Waikiki Beach Marriott Rainbow Wahine Showdown. The 5-foot-6 guard averaged 17.0 points, 3.3 rebounds and 2.0 assists while shooting 54.1 percent from the field over the three-game event.

Against Arizona State, 11 of her team-high tying 18 points came in the second half as the Gamecocks rallied from a three-point halftime deficit. She scored the last five points of the third quarter to give South Carolina a 45-42 lead heading into the fourth then netted the first six points of that period as well.

Cuevas' 20 points against CSU Bakersfield was one shy of her career high, came on 8-of-12 shooting and accompanied a career-high six assists.

Hometown Hero

Sophomore forward A'ja Wilson has lived up to her billing, both this season being selected to the watch lists for the Wooden Award and the USBWA Ann Meyers Drysdale Award and last season as the SEC Freshman of the Year, First-Team All-SEC selection and the first Gamecock freshman to earn All-America honors.

This season, Wilson has been the Gamecocks' top scorer five times and top rebounder in four games. She leads the SEC in blocks per game (3.1) and double-doubles (4), categories in which she ranks 11th and ninth in the nation, respectively. Wilson is also among the SEC's top 10 in rebounding (5th,

9.0), field goal percentage (6th, .549) and scoring (7th, 17.0). Twice named SEC Player of the Week in the first three weeks of the season, Wilson has routinely delivered at crunch time – 12 of her 20 points against #6/10 Ohio State (Nov. 13) came in the fourth quarter, including six of the team's 10 in the final 2:35; scoring and rebounding late at UCLA (Nov. 22) put Gamecocks on top in final 3:00 of tight game; three rebounds in final 18 seconds of tie game vs. #16/18 Arizona State (Nov. 27) led to game-winning free throws with 0.6 seconds to play; 10 points in fourth quarter vs. CSU Bakersfield (Nov. 28) broke open seven-point game heading into the period.

Mitchell's March

Ranking among the SEC's best in numerous categories over the last three seasons, senior guard Tiffany Mitchell is steadily moving up various Gamecocks' career charts as well.

Here are a few of the career benchmarks she has a chance to catch:

Category	Current	Chasing	To Go
Points	1,457 (12th)	1,488 (11th)	31
3FG Made	130 (7th)	152 (6th)	22
FT Made	345 (6th)	357 (5th)	12
FT Att.	452 (9th)	455 (8th)	3
Steals	184	212 (10th)	28
Minutes	3,310	3,485 (10th)	175
Games	111	125 (10th)	14

Made by Tiffany's

Senior guard Tiffany Mitchell has worked her way into the annual national player of the year conversations over the last two seasons, and expectations are the same this season for the two-time All-American and reigning back-to-back SEC Player of the Year. After missing all but the final week of preseason, the Charlotte, N.C., native looked to be regaining her form against Clemson, shooting 50.0 percent from the field against the Tigers, including four 3s, to score a season-high 18 points.

The most significant change in Mitchell's game since her freshman year has been her shot selection and efficiency, which have also combined to lift her assist numbers. Here's a look at her season-by-season breakdown:

Season	PPG	FG%	3FG%	APG
2015-16	13.3	.411	.333	2.0
2014-15	14.4	.500	.416	2.9
2013-14	15.5	.493	.541	3.5
2012-13	9.2	.379	.367	1.3

Double-Double Trouble

Junior center Alaina Coates was a dominant force and big reason South Carolina advanced to its first NCAA Final Four last season. Currently ranked ninth in the SEC with two double-doubles this season, Coates is already tied for ninth on the program's career double-doubles list with 24, just eight shy of reaching the program's all-time top five. Ten of Coates' double-doubles have come in SEC

Team Specialty Stats

South Carolina/Opponent

	Pts. in Paint	Pts. Off TOs	2nd Chance Pts	Fast Break Pts
11/13 OSU	52-20	20-14	21-8	16-9
11/15 UNCG	24-18	29-4	16-10	13-8
11/18 at Clem.	24-16	21-2	22-11	8-0
11/20 at UCLA	30-20	8-17	10-9	4-6
11/27 vs. ASU	42-16	18-20	8-9	2-0
11/28 vs. CSUB	48-20	16-7	7-7	2-0
11/29 at Hawaii	36-18	23-5	12-11	6-0
12/6 Duke				
12/13 Winthrop				
12/16 Hampton				
12/20 vs. ECU				
12/22 Elon				
1/3 Ark.				
1/7 at Vandy				
1/10 Mizzou				
1/14 at UK				
1/17 TAMU				
1/21 at Aub.				
1/24 at MSU				
1/28 Miss.				
1/31 at TAMU				
2/4 UK				
2/8 UConn				
2/11 Fla.				
2/15 at Tenn.				
2/18 Ga.				
2/22 at Ala.				
2/25 at Miss.				
2/28 LSU				
Averages	40.6-18.3	19.3-9.9	13.7-9.3	7.3-3.3

Starters vs. Bench Points

	SC Starters	Opp. Starters	SC Bench	Opp. Bench
11/13 OSU	58	70	30	10
11/15 UNCG	52	33	40	11
11/18 at Clem.	38	33	29	8
11/22 at UCLA	57	55	11	10
11/27 vs. ASU	39	38	21	20
11/28 vs. CSUB	56	47	34	24
11/29 at Hawaii	46	36	21	15
12/6 Duke				
12/13 Winthrop				
12/16 Hampton				
12/20 vs. ECU				
12/22 Elon				
1/3 Ark.				
1/7 at Vandy				
1/10 Mizzou				
1/14 at UK				
1/17 TAMU				
1/21 at Aub.				
1/24 at MSU				
1/28 Miss.				
1/31 at TAMU				
2/4 UK				
2/8 UConn				
2/11 Fla.				
2/15 at Tenn.				
2/18 Ga.				
2/22 at Ala.				
2/25 at Miss.				
2/28 LSU				
Averages	49.4	44.6	26.6	14.0



Around the SEC

(Thru 12/3)

	SEC Games			Overall		
	W	L	Pct.	W	L	Pct.
Kentucky	0	0	—	7	0	1.000
Missouri	0	0	—	8	0	1.000
South Carolina	0	0	—	7	0	1.000
Alabama	0	0	—	6	1	1.000
Georgia	0	0	—	7	1	.875
Florida	0	0	—	6	1	.857
Tennessee	0	0	—	6	1	.857
Auburn	0	0	—	5	1	.833
Mississippi St.	0	0	—	5	1	.833
Texas A&M	0	0	—	5	1	.833
Vanderbilt	0	0	—	6	2	.750
Ole Miss	0	0	—	4	3	.571
LSU	0	0	—	5	4	.556
Arkansas	0	0	—	2	5	.285

Coming Up

December 6

Arkansas at Rutgers, 2 p.m.
 #22/21 Seton Hall at Georgia, 2 p.m. (SECN+)
 Virginia Tech at #8/8 Tennessee, 2 p.m. (SECN)
 Alcorn State at Alabama, 3 p.m. (SECN+)
 Ark.-Pine Bluff at Ole Miss, 3 p.m. (SECN+)
 Tenn. St. at #9/9 Mississippi St., 3 p.m. (SECN+)

Rankings are listed as AP/ESPN Poll
 All Times Eastern; TV Network in ()

play, which rank her second in program history in that category, just one behind the school-record 11 by Marsha Williams (1992-93).

Solid Senior

Senior guard Tina Roy has long been known for her outside shooting and her songwriting/performing talents. What has gone less heralded has been her development at the point guard position for the Gamecocks.

Coming off knee surgery that cost her the 2012-13 season, Roy began honing her ability to deliver the ball to the post – a skill that not only suited the Gamecocks' emerging frontcourt but also the space given to Roy on the perimeter. Over the last three seasons, the soft-spoken Louisianian has a 2.4 assist-to-turnover ratio, including a 4.0 mark so far this season.

So Sarah

Senior forward Sarah Imovbioh joined the Gamecocks this season after three campaigns at Virginia, during which she annually ranked among the ACC's top 15 rebounders and top 10 field goal percentage shooters.

Imovbioh's strong rebounding instincts have carried over to the Gamecocks as has her ability to go right back to the basket with an offensive board. She averages 5.9 points and 6.9 rebounds, ranking

17th in the SEC, in just 15.4 minutes per game. Her 3.1 offensive boards per game are ninth best in the league. Imovbioh's six points and four rebounds early in the fourth quarter against #6/10 Ohio State (Nov. 13) allowed the Gamecocks to hold off and then storm past the Buckeyes in the season opener, and her energy and efficiency early in the second half at Clemson (Nov. 18) sparked a surge that put the game out of reach.

2014-15 Rewind

South Carolina is coming off its most successful season, winning a school-record 34 games, earning its first-ever No. 1 national ranking (holding the position for 12 weeks), repeating as SEC regular-season champions and advancing to the NCAA Final Four for the first time. The Gamecocks also won their first SEC Tournament title in their first appearance in the championship game. Scoring 75.9 points per game, South Carolina ranked 18th in the nation in scoring while maintaining its defensive presence at 12th in the nation, allowing just 54.1 points per game. The Gamecocks' .484 field goal percentage was fourth-best in the nation, and they also ranked among the nation's top 10 in scoring margin (+21.7, 3rd), field goal percentage defense (.349, 10th), rebound margin (+9.6, 10th) and blocked shots (6.3, 7th).

Games Led Team In...

(Tied for team lead in each category included)

Scoring	2015-16	Career	Record
A'ja Wilson	5	20	18-2
Tiffany Mitchell	2	39	37-2
Bianca Cuevas	1	3	3-0
Tina Roy	1	3	3-0
Alaina Coates	0	12	11-1
Khadijah Sessions	0	3	2-1
Asia Dozier	0	2	2-0

Rebounding	2015-16	Career	Record
A'ja Wilson	4	13	12-1
Alaina Coates	2	36	34-2
Sarah Imovbioh	2	2	2-0
Jatarie White	1	1	1-0
Tiffany Mitchell	0	10	9-1

Assists	2015-16	Career	Record
Khadijah Sessions	4	26	25-2
Tina Roy	3	13	13-0
Tiffany Mitchell	1	30	28-2
Asia Dozier	1	14	14-0
Bianca Cuevas	1	9	8-1
Alaina Coates	0	1	1-0

2015-16 Scoring Differentials

Largest lead in a win	by 51 (89-38), 4th-3:32, vs. UNCG, 11/15
Largest deficit overcome to win	by 7 (16-23), 2nd-8:15, vs. Arizona State, 11/27
Largest lead given up in a loss	
Largest deficit in a loss	

AP Top 25

(Week of Nov. 30)

1. Connecticut	3-0
2. South Carolina	7-0
3. Notre Dame	6-0
4. Baylor	6-0
5. Maryland	6-0
6. Texas	5-0
7. Oregon State	5-0
8. Tennessee	5-1
9. Mississippi State	5-0
10. Ohio State	4-2
11. Kentucky	6-0
12. Texas A&M	5-1
13. Florida State	5-1
14. Duke	6-1
15. Northwestern	6-0
16. Stanford	6-1
17. Arizona State	3-2
18. California	5-1
19. Michigan State	4-1
20. Syracuse	4-1
21. Oklahoma	5-1
22. Seton Hall	7-0
23. DePaul	5-1
24. UCLA	3-2
South Florida	3-2

USA Today Coaches Top 25

(Week of Nov. 30)

1. Connecticut	3-0
2. South Carolina	7-0
3. Notre Dame	6-0
4. Baylor	6-0
5. Maryland	6-0
6. Texas	5-0
7. Oregon State	5-0
8. Tennessee	5-1
9. Mississippi State	5-0
10. Kentucky	6-0
11. Texas A&M	5-1
12. Ohio State	4-2
13. Duke	6-1
14. Florida State	5-1
15. Stanford	6-1
16. Northwestern	6-0
17. California	5-1
18. DePaul	5-1
19. Arizona State	3-2
20. Michigan State	4-1
21. Seton Hall	7-0
22. Oklahoma	5-1
23. South Florida	3-2
24. Iowa	6-1
25. Syracuse	4-1

Miscellaneous Stats

Double-Doubles	2015-16	Career	Record
A'ja Wilson	4	9	8-1
Alaina Coates	2	24	23-1
Sarah Imovbioh	1	1	1-0
Tiffany Mitchell	0	4	4-0

20+ Points	2015-16	Career	Record
A'ja Wilson	2	7	6-1
Bianca Cuevas	1	2	2-0
Tiffany Mitchell	0	13	13-0
Alaina Coates	0	8	7-1

10+ Points	2015-16	Career	Record
Tiffany Mitchell	6	81	72-9
A'ja Wilson	6	35	32-3
Alaina Coates	4	51	48-3
Bianca Cuevas	4	12	12-0
Khadijah Sessions	2	22	21-1
Tina Roy	1	13	11-2
Sarah Imovbioh	1	1	1-0
Asia Dozier	0	13	12-1
Jatarie White	0	2	2-0
Tiffany Davis	0	1	1-0

10+ Rebounds	2015-16	Career	Record
A'ja Wilson	4	9	8-1
Alaina Coates	2	27	26-1
Sarah Imovbioh	2	2	2-0
Tiffany Mitchell	0	7	6-1
Asia Dozier	0	1	1-0

5+ Assists	2015-16	Career	Record
Tiffany Mitchell	1	12	12-0
Khadijah Sessions	2	11	11-0
Asia Dozier	1	9	9-0
Bianca Cuevas	2	6	6-0
Tina Roy	0	5	5-0

5+ Steals	2015-16	Career	Record
Tiffany Mitchell	0	8	8-0
Tiffany Davis	0	1	1-0

5+ Blocks	2015-16	Career	Record
A'ja Wilson	1	2	1-1
Alaina Coates	0	3	3-0

South Carolina's Record When...

	SEC	All		SEC	All
Record.....	0-0	7-0	No South Carolina players foul out	0-0	6-0
Playing a ranked opponent.....	0-0	2-0	One or more SC players foul out.....	0-0	1-0
Playing at home	0-0	2-0	Having 20 or more assists.....	0-0	1-0
Playing on the road	0-0	4-0	Having less than 20 assists.....	0-0	6-0
Playing at neutral site	0-0	1-0	Scoring more pts. in paint than opponent	0-0	7-0
Leading at half	0-0	5-0	Scoring equal/less pts. in paint than opp.	0-0	0-0
Trailing at half	0-0	2-0	Scoring more pts. off TOs than opponent	0-0	5-0
Tied at half	0-0	0-0	Scoring equal/less pts. off TOs than opp.	0-0	2-0
Playing an overtime game	0-0	0-0	Scoring more 2nd-chance pts.	0-0	5-0
0 players score in double figures	0-0	0-0	Scoring equal/less 2nd-chance pts.....	0-0	2-0
1 player scores in double figures	0-0	0-0	Scoring more fast break pts.....	0-0	6-0
2 players score in double figures	0-0	2-0	Scoring equal/less fast break pts.....	0-0	1-0
3 players score in double figures	0-0	1-0	Wearing white uniforms	0-0	3-0
4 players score in double figures	0-0	3-0	Wearing black uniforms	0-0	4-0
5 players score in double figures	0-0	1-0	Wearing pink uniforms	0-0	0-0
More than 5 players in double figures.....	0-0	0-0	Playing in tournaments/classics	0-0	3-0
Starters out-score opponent's starters	0-0	6-0	Playing on live television	0-0	5-0
Opponent's starters score equal/more	0-0	1-0	Playing in November.....	0-0	7-0
Bench out-scores opponent's bench	0-0	7-0	Playing in December	0-0	0-0
Opponent's bench scores equal/more.....	0-0	0-0	Playing in January	0-0	0-0
SC Starters out-score SC Bench.....	0-0	7-0	Playing in February	0-0	0-0
SC Bench out-scores/ties SC Starters	0-0	0-0	Playing in March.....	0-0	0-0
Shooting 50% or better	0-0	2-0	Playing during the day.....	0-0	4-0
Shooting between 40-49%	0-0	4-0	Playing at night	0-0	3-0
Shooting between 30-39%	0-0	1-0	Playing on Sunday.....	0-0	3-0
Shooting less than 30%	0-0	0-0	Playing on Monday.....	0-0	0-0
Opponent shoots 50% or better	0-0	0-0	Playing on Tuesday.....	0-0	0-0
Opponent shoots between 40-49%	0-0	1-0	Playing on Wednesday.....	0-0	1-0
Opponent shoots between 30-39%	0-0	5-0	Playing on Thursday.....	0-0	0-0
Opponent shoots less than 30%	0-0	1-0	Playing on Friday	0-0	2-0
Shooting better than opponent.....	0-0	7-0	Playing on Saturday.....	0-0	1-0
Shooting worse than/equal to opponent	0-0	0-0	Margin is less than 5 pts.	0-0	2-0
Having more FTs made than opponent	0-0	6-0	Margin is between 5-9.....	0-0	1-0
Having equal/less FTs made than opponent	0-0	1-0	Margin is between 10-19.....	0-0	2-0
Out-rebounding opponent.....	0-0	6-0	Margin is 20 pts. or more.....	0-0	2-0
Having equal/less rebounds than opponent	0-0	1-0	Having a 20-pt. scorer.....	0-0	2-0
Having more TOs than opponent	0-0	3-0	Having a 30-pt. scorer.....	0-0	0-0
Having equal or less TOs than opponent.....	0-0	4-0	Scoring 49 points or less.....	0-0	0-0
Attempting more FT than 3FG.....	0-0	5-0	Scoring 50-59 points.....	0-0	0-0
Attempting equal/less FT than 3FG	0-0	2-0	Scoring 60-69 points.....	0-0	4-0
Making 5 or more 3FGs.....	0-0	3-0	Scoring 70-79 points.....	0-0	0-0
Making less than 5 3FGs.....	0-0	4-0	Scoring 80-89 points.....	0-0	1-0
Making no 3 FGs.....	0-0	0-0	Scoring 90-99 points.....	0-0	2-0
Attempting 15 or more 3FGs.....	0-0	3-0	Scoring 100 points or more.....	0-0	0-0
Attempting less than 15 3FGs.....	0-0	4-0			

2015-16 Team High/Low

South Carolina Highs	South Carolina Lows	Category	Opponent Lows	Opponent Highs
92 vs. UNCG, 11/15	60 vs. Arizona State, 11/27	Points in Game	41, at Clemson, 11/18	80, Ohio State, 11/13
53 (1st) vs. UNCG, 11/15	29 (1st) at Hawaii, 11/29	Points in a Half	19 (2nd), UNCG, 11/15	47 (1st), Ohio State, 11/13
30 (1st) vs. Ohio State, 11/13	9 (4th) at Clemson, 11/18	Points in a Quarter	8 (2nd), at Hawaii, 11/29 8 (3rd), at Clemson, 11/18	26 (1st), Ohio State, 11/13
35 vs. CSUB, 11/28	23 at Clemson, 11/18	Field Goals Made	14, at Clemson, 11/18	26, Ohio State, 11/13
35 vs. UNCG, 11/15				
69 vs. Ohio State, 11/13	55 at Hawaii, 11/29	Field Goal Attempts	43, at Clemson, 11/18	80, Ohio State, 11/13
.547 (35-64) vs. CSUB, 11/28	.365 (23-63) at Clemson, 11/18	FG Percentage	.258 (16-62), UNCG, 11/15	.431 (25-58), vs. CSUB, 11/28
8 vs. UNCG, 11/15	1 vs. Arizona State, 11/17	3-Point FG Made	3, at Clemson, 11/18 3, UNCG, 11/15	10, Ohio State, 11/13
25 at Clemson, 11/18	11 vs. Arizona State, 11/27 11 vs. Ohio State, 11/13	3-Point FG Attempts	7, at Clemson, 11/18	23, Ohio State, 11/13
.333 (8-24) vs. UNCG, 11/15	.091 (1-11) vs. Arizona St., 11/27	3-Point FG Percentage	.222 (4-18), at UCLA, 11/22	.444 (8-18), vs. CSUB, 11/28
23 vs. Ohio State, 11/13	11 vs. Arizona State, 11/27	Free Throws Made	8, at Hawaii, 11/29	18, Ohio State, 11/13
35 vs. Ohio State, 11/13	16 vs. Arizona State, 11/27 16 at UCLA, 11/22	Free Throw Attempts	14, at Clemson, 11/18 14, UNCG, 11/15	25, at UCLA, 11/22
.875 (14-16) at UCLA, 11/22	.500 (14-28) at Clemson, 11/18	FT Percentage	.444 (8-18), at Hawaii, 11/29	.900 (18-20), Ohio State, 11/13
51 vs. Ohio State, 11/13	30 at Hawaii, 11/29	Rebounds	30, vs. CSUB, 11/28	42, Ohio State, 11/13
25 vs. UNCG, 11/15	6 vs. Arizona State, 11/27	Assists	3, Ohio State, 11/13	16, vs. CSUB, 11/28
15 vs. UNCG, 11/15	5 vs. CSUB, 11/28	Steals	0, at Clemson, 11/18	13, at UCLA, 11/22 13, Ohio State, 11/13
10 vs. UNCG, 11/15	3 vs. Arizona State, 11/27	Blocked Shots	0, at Clemson, 11/18	10, Ohio State, 11/13
21 vs. Arizona State, 11/27	5 vs. CSUB, 11/28	Turnovers	9, at UCLA, 11/22	21, UNCG, 11/15
21 at UCLA, 11/22	5 at Clemson, 11/18			
22 at Hawaii, 11/29	12 vs. CSUB, 11/28	Fouls	25, vs. Arizona State, 11/27	29, Ohio State, 11/13

2015-16 Individual Superlatives

Category	South Carolina	Opponent
Points in Game	26 by A'ja Wilson vs. CSU Bakersfield, 11/28	36 by Kelsey Mitchell, Ohio State, 11/13
Points in a Half	16 (2nd) by A'ja Wilson vs. CSU Bakersfield, 11/28	21 (2nd) by Kelsey Mitchell, Ohio State, 11/13
Points in a Quarter	12 (4th) by A'ja Wilson vs. Ohio State, 11/13	13 (4th) by Kelsey Mitchell, Ohio State, 11/13
Field Goals Made	10 by A'ja Wilson vs. CSU Bakersfield, 11/28	10 by Kelsey Mitchell, Ohio State, 11/13
Field Goal Attempts	18 by A'ja Wilson vs. Ohio State, 11/13	24 by Kelsey Mitchell, Ohio State, 11/13
FG Percentage	1.00 (3-3) by Shay Colley vs. CSU Bakersfield, 11/28	.667 (6-9) by Destiny King, at Hawaii, 11/29
3-Point FG Made	5 by Tina Roy at UCLA, 11/22	4 by Katie Hempen, vs. Arizona State, 11/27 4 by Ameryst Alston, Ohio State, 11/13 4 by Kelsey Mitchell, Ohio State, 11/13
3-Point FG Attempts	11 by Tina Roy at UCLA, 11/22	9 by Kelsey Mitchell, Ohio State, 11/13
3-Point FG Percentage	.571 (4-7) by Tiffany Mitchell at Clemson, 11/18	.800 (4-5) by Ameryst Alston, Ohio State, 11/13
Free Throws Made	7 by Tiffany Mitchell vs. CSU Bakersfield, 11/28	12 by Kelsey Mitchell, Ohio State, 11/13
Free Throw Attempts	10 by Alaina Coates vs. Ohio State, 11/13	13 by Kelsey Mitchell, Ohio State, 11/13
FT Percentage	1.00 (6-6) by Tiffany Mitchell at UCLA, 11/22	.923 (12-13) by Kelsey Mitchell, Ohio State, 11/13
Rebounds	19 by A'ja Wilson vs. Ohio State, 11/13	15 by Shayla Cooper, Ohio State, 11/13
Assists	6 by Bianca Cuevas vs. CSU Bakersfield, 11/28 6 by Asia Dozier vs. UNCG, 11/15 6 by Tina Roy vs. UNCG, 11/15	6 by Danielle Edwards, at Clemson, 11/18
Steals	4 by Khadijah Sessions at Hawaii, 11/29 4 by Tiffany Mitchell at Clemson, 11/18 4 by Tiffany Mitchell vs. Ohio State, 11/13 4 by Khadijah Sessions vs. Ohio State, 11/13	6 by Jordin Canada, at UCLA, 11/22
Blocked Shots	6 by A'ja Wilson vs. UNCG, 11/15	3 by Kelsey Mitchell, Ohio State, 11/13
Turnovers	8 by Tiffany Mitchell vs. Ohio State, 11/13	8 by Shayla Cooper, Ohio State, 11/13

Gamecock Career Highs

Alaina Coates

Pts	24, 2x, last vs. Ole Miss, 1/30/14
FG	11 vs. Vanderbilt, 1/5/14
FGA	16 vs. Vanderbilt, 1/5/14
FG %	1.000 (7-7) vs. SC St., 12/22/13
FT	11 at San Diego St., 11/23/13
FTA	15 at San Diego St., 11/23/13
FT %	1.000 (10-10) vs. North Carolina, 3/27/15
Reb	17 vs. Kentucky, 1/9/14
Off Reb	7 vs. Kentucky, 1/9/14
Def Reb	13 vs. CSU Northridge, 3/23/14
Blk	5, 3x, last vs. Alabama, 1/29/15
Stl	3, 3x, last vs. UNCG, 11/15/15
Asst	3, 3x, last vs. Savannah State, 3/22/15
Min	32 at UCLA, 11/22/15

Shay Colley

Pts	7 vs. UNCG, 11/15/15
FG	3, 2x, last vs. CSUB, 11/28/15
FGA	5, 2x, last at UCLA, 11/22/15
FG %	1.00 (3-3) vs. CSUB, 11/28/15
FT	5 at Clemson, 11/18/15
FTA	6 at Clemson, 11/18/15
FT %	.833 (5-6) at Clemson, 11/18/15
Reb	3, 2x, last at Hawaii, 11/29/15
Off Reb	2, 2x, last at UCLA, 11/22/15
Asst	2, 2x, last vs. CSUB, 11/28/15
Min	16, 2x, last at Clemson, 11/18/15

Bianca Cuevas

Pts	21 at Ole Miss, 2/1/15
FG	8 vs. CSUB, 11/28/15
FGA	14 at Georgia, 2/5/15
FG %	.833 (5-6) at Hampton, 12/17/14
3FG	2, 5x, last vs. CSUB, 11/28/15
3FGA	6 vs. Clemson, 11/20/14
3FG %	.667 (2-3) at Hampton, 12/17/14
FT	9 at Ole Miss, 2/1/15
FTA	11 at Ole Miss, 2/1/15
FT %	1.000 (5-5) vs. Syracuse, 3/22/15
Reb	4, 5x, last at Hawaii, 11/29/15
Off Reb	3 vs. Alabama, 1/29/15
Blk	2 vs. NC Central, 12/1/14
Stl	4, 2x, last vs. Savannah State, 12/14/14
Asst	6 vs. CSUB, 11/28/15
Min	29 at Hawaii, 11/29/15

Asia Dozier

Pts	16, 2x, at San Diego St., 11/23/13
FG	6, 2x, last at Alabama, 1/8/15
FGA	13 at San Diego St., 11/23/13
FG %	1.00 (4-4) at Kentucky, 2/14/13
3FG	4, 2x, last vs. Syracuse, 3/22/15
3FGA	10 at San Diego St., 11/23/13
3FG %	1.000 (2-2), 2x, last vs. Savannah St., 12/28/13
FT	4, 3x, last vs. Florida State, 3/29/15
FTA	7 vs. Elon, 11/9/12
FT %	1.000 (4-4), 2x, last vs. Florida State, 3/29/15
Reb	10 vs. Elon, 11/9/12
Off Reb	4 vs. Elon, 11/9/12
Blk	3 at Kentucky, 3/1/15
Stl	2, 8x, last vs. LSU, 3/7/15
Asst	6, 3x, last vs. UNCG, 11/15/15
Min	40 at Arkansas, 1/2/14

Kaydra Duckett

Pts	2, 2x, last vs. Savannah State, 12/14/14
FGA	3 vs. Savannah State, 12/14/14
FT	2 vs. Savannah State, 12/14/14
FTA	2 vs. Savannah State, 12/14/14
FT %	1.000 (2-2) vs. Savannah State, 12/14/14
Reb	4 vs. Savannah State, 12/14/14
Off Reb	2 vs. Savannah State, 12/14/14
Min	10 vs. UNCG, 11/15/15

India Farmer

Pts	3, 2x, last vs. Alabama, 1/19/14
FGA	3 vs. NC Central, 12/2/13
3FGA	2 vs. NC Central, 12/2/13
FT	2 at Florida, 1/19/15
FTA	2, 2x, last, at Florida, 1/19/15
FT %	1.000 (2-2) at Florida, 1/19/15
Reb	3 vs. NC Central, 12/2/13
Blk	2 vs. UNCG, 11/15/15
Min	11 vs. NC Central, 12/2/13

Sarah Imovbioh

Pts	14 vs. UNCG, 11/15/15
FG	5 vs. UNCG, 11/15/15
FGA	7 vs. UNCG, 11/15/15
FG %	.800 (4-5) vs. Ohio St., 11/13/15
FT	4 vs. UNCG, 11/15/15
FTA	8 at Clemson, 11/18/15
FT %	.667 (4-6) vs. UNCG, 11/15/15
Reb	11 vs. UNCG, 11/15/15
Off Reb	5 vs. UNCG, 11/15/15
Stl	2, 2x, last at Clemson, 11/18/15
Min	21 vs. UNCG, 11/15/15

Tiffany Mitchell

Pts	25 vs. Georgia, 2/27/14
FG	8, 6x, last vs. Florida State, 3/29/15
FGA	17 vs. Tennessee, 1/3/13
FG %	.857 (6-7) vs. Savannah State, 12/14/14
3FG	6, 2x, last at Hampton, 12/17/14
3FGA	8, 2x, last at Hampton, 12/17/14
3FG %	1.000 (6-6) vs. San Diego State, 11/23/14
FT	13 vs. CSU Northridge, 3/23/14
FTA	17 vs. CSU Northridge, 3/23/14
FT %	1.000 (10-10) vs. Georgia, 2/27/14
Reb	11, 5x, last at Arkansas, 1/2/14
Off Reb	6 at Florida, 1/20/13
Blk	3 at Arkansas, 2/19/15
Stl	7 vs. NC Central, 12/1/14
Asst	9 at San Diego State, 11/23/13
Min	40, 2x, last vs. Florida State, 3/29/15

Tina Roy

Pts	17 at UCLA, 11/22/15
FG	6 at UCLA, 11/22/15
FGA	14 at UCLA, 11/22/15
FG %	1.000 (4-4) at Alabama, 1/8/15
3FG	5, 3x, last at UCLA, 11/22/15
3FGA	11 at UCLA, 11/22/15
3FG %	1.000 (3-3) at Alabama, 1/8/15
FT	4 at Southern Cal, 11/25/13
FTA	4, 4x, last vs. Georgia, 2/27/14
FT %	1.000 (4-4) at Southern Cal, 11/25/13
Reb	8 at Mississippi State, 2/6/14
Off Reb	3, 2x, last vs. CSU Northridge, 3/23/14
Blk	2 vs. Mississippi State, 2/6/14
Stl	3 vs. Southern Cal, 11/15/14
Asst	10 vs. Savannah State, 12/14/14
Min	37 at UCLA, 11/22/15

Khadijah Sessions

Pts	19 vs. Auburn, 2/3/13
FG	6, 2x, last vs. Seton Hall, 11/17/13
FGA	15 at Missouri, 2/28/13
FG %	.833 (5-6) vs. LSU, 2/12/15
3FG	3, 4x, last vs. LSU, 3/7/15
3FGA	6, 3x, last vs. Kentucky, 1/11/15
3FG %	1.00 (3-3) at Kentucky, 2/20/14
FT	8 vs. Auburn, 2/3/13
FTA	12 vs. Missouri, 2/2/14
FT %	1.00 (5-5) at Kentucky, 2/20/14
Reb	6 vs. Clemson, 11/20/14
Off Reb	3, 2x, last vs. Arizona State, 11/27/15
Stl	4, 12x, last at Hawaii, 11/29/15
Asst	8 vs. NC Central, 12/1/14
Min	37 at Southern Cal, 11/25/13

Jatarie White

Pts	11 vs. Clemson, 11/20/14
FG	5 vs. Clemson, 11/20/14
FGA	12 vs. Clemson, 11/20/14
FG %	.600 (3-5) vs. San Diego State, 11/23/14
FT	2, 5x, last at UCLA, 11/22/15
FTA	4 at Florida, 1/19/15
FT %	1.000 (2-2) at UCLA, 11/22/15
Reb	7 at Georgia, 2/5/15
Off Reb	4 at Clemson, 11/23/14
Def Reb	7 at Georgia, 2/5/15
Blk	2 at Georgia, 2/5/15
Stl	2 vs. Syracuse, 3/22/15
Asst	2, 4x, last at Clemson, 11/18/15
Min	22 vs. San Diego St., 11/23/14

A'ja Wilson

Pts	26, 2x, last vs. CSUB, 11/28/15
FG	10 vs. CSUB, 11/28/15
FGA	18 vs. Ohio State, 11/13/15
FG %	.800 (8-10) vs. Savannah State, 12/14/14
FT	11 vs. LSU, 2/12/15
FTA	15 vs. LSU, 2/12/15
FT %	1.00 (5-5) vs. Miss. St., 2/26/15
Reb	19 at Kentucky, 3/1/15
Off Reb	6 vs. UNCG, 11/15/15
Def Reb	14 at Kentucky, 3/1/15
Blk	6, 2x, last vs. UNCG, 11/15/15
Stl	3, 4x, last vs. Central Michigan, 12/20/14
Asst	4 vs. CSUB, 11/28/15
Min	33 at Kentucky, 3/1/15

The Last Time...

Individual

Scored 50 Points

South Carolina 51, Jocelyn Penn vs. Stetson, 1/4/03
Opponent Never

Scored 40 Points

South Carolina 51, Jocelyn Penn vs. Stetson, 1/4/03
Opponent 46, Cornelia Gayden, LSU, 1/14/95

Scored 30 Points

South Carolina 30, Ieasia Walker vs. Clemson, 11/18/10
Opponent 36, Kelsey Mitchell, Ohio State, 11/13/15

Grabbed 20 Rebounds

South Carolina 25, Kelsey Bone vs. Boston University, 12/28/09
Opponent 24, Courtney Paris, Oklahoma, 12/30/07

Grabbed 15 Rebounds

South Carolina 19, A'ja Wilson at Kentucky, 3/1/15
Opponent 15, Shayla Cooper, Ohio State, 11/13/15

Two Players with 20 or More Points

South Carolina A'ja Wilson 26/Bianca Cuevas 20 vs. CSU Bakersfield, 11/28/15
Opponent Kelsey Mitchell 36/Ameryst Alston 23, Ohio State, 11/13/15

Two Players with 10 or More Rebounds

South Carolina Alaina Coates 12/A'ja Wilson 10 at UCLA, 11/22/15
Opponent Shela Boykin 12/Danielle Ballard 12, LSU, 2/12/15

Had 10 Assists

South Carolina 10, Tina Roy vs. Savannah State, 12/14/14
Opponent 11, Marneshia Richard, Mississippi State, 1/21/07

Had Five Steals

South Carolina 5, Tiffany Mitchell at Arkansas, 2/19/15
Opponent 6, Jordyn Canada, at UCLA, 11/22/15

Had Five Blocked Shots

South Carolina 6, A'ja Wilson vs. UNCG 11/15/15
Opponent 5, Breanna Stewart, at UConn, 2/9/15

Had a Double-Double

South Carolina A'ja Wilson (18 pts/11 rebs) vs. Arizona State, 11/27/15
Opponent Stephanie Mavunga (10 pts/13 rebs), North Carolina, 3/27/15

Two Players had a Double-Double

South Carolina Alaina Coates (12 pts/12 rebs)/A'ja Wilson (11 pts/10 rebs) at UCLA, 11/22/15
Opponent Sheila Boykin (12 pts/12 rebs)/Danielle Ballard (16 pts/12 rebs), LSU, 2/12/15

Three Players had a Double-Double

South Carolina Ashley Bruner (16 pts/12 rebs)/Aleighsa Welch (16 pts/ 11 rebs)/Elem Ibiem (12 pts/10 rebs) vs. Kansas, 3/25/13
Opponent Merlakia Jones (26 pts/10 rebs)/Takilya Davis (19 pts/13 rebs)/DeLisha Milton (14 pts/15 rebs), at Florida, 2/20/94

Had a Triple-Double

South Carolina Iva Sliskovic (18 pts, 15 rebs, 10 assts) vs. High Point, 12/20/06
Opponent Never

Team

Scored 100 Points

South Carolina 102 at Alabama, 1/8/15
Opponent 103, Clemson, 11/21/03

Won by 30 or More Points

South Carolina 92-44 (48) vs. UNCG, 11/15/15
Opponent 66-34 (32), Georgia, 3/4/11

Shot 65% or Better from the Field

South Carolina .652 (45-69) vs. East Tennessee State, 12/19/00
Opponent Never

Shot 60% or Better from the Field

South Carolina .612 (30-49) vs. Florida State, 3/29/15
Opponent .604 (29-48), Vanderbilt, 1/18/01

Shot 50% or Better from the Field

South Carolina .547 (35-64) vs. CSU Bakersfield, 11/28/15
Opponent .554 (31-56), at UConn, 2/9/15

No Players in Double-Figure Points

South Carolina at Auburn, 1/19/12
Opponent at Georgia, 2/5/15

Five Players in Double-Figure Points

South Carolina vs. UNCG, 11/15/15
Opponent Arkansas, 2/14/10

More Than Five Players in Double-Figure Points

South Carolina 6 vs. Syracuse, 3/22/15
Opponent 6 at Georgia, 2/13/03

Faced AP Top-25 Opponent

Win 60-58 vs. No. 16 Arizona State, 11/27/15
Loss 56-67 at No. 13 Kentucky, 3/1/15

Faced AP Top-10 Opponent

Win 88-80 vs. No. 6 Ohio State, 11/13/15
Loss 87-62 at No. 2 UConn, 2/9/15

Faced AP Top-5 Opponent

Win 62-46 vs. No. 5 Tennessee, 3/8/15
Loss 87-62 at No. 2 UConn, 2/9/15

Faced AP No. 1 Team

Win Never
Loss 49-53 vs. No. 1 Stanford, 12/19/12

Overtime Game

Win 58-55 vs. Drexel, 11/28/12
Loss 65-57 at Texas A&M, 1/16/14

Double-Overtime Game

Win 92-91 at Florida State, 2/4/91
Loss 92-94 at Clemson, 11/19/09

South Carolina Was Ranked (AP Poll)

No. 1 2/9/15
Top 10 No. 2, 11/30/15
Top 25 No. 2, 11/30/15

Staley Era Team Records

Italics indicates set in 2015-16

Scoring

Most	Points
1. vs. Savannah State, 12/14/14	111
2. at Alabama, 1/8/15	102
3. vs. Clemson, 11/20/14	99
vs. Ole Miss, 1/30/14	99
vs. Charleston Southern, 11/8/13	99

Fewest	Points
1. at Stanford, 11/26/10	32
2. vs. Georgia, 3/4/11	34
3. vs. Mississippi State, 3/5/09	39
4. at Georgia, 1/13/13	40
5. at Mississippi State, 2/26/09	41

Fewest Allowed	Points
1. vs. South Carolina State, 12/14/11	21
2. vs. Presbyterian, 11/27/11	24
3. vs. NC Central, 12/1/14	26
vs. SC State, 12/22/13	26
5. vs. NC Central, 12/2/13	27

Most Allowed	Points
1. at Clemson, 11/19/09	94
2. vs. North Carolina, 12/20/09	93
3. at Connecticut, 2/9/15	87
4. vs. Xavier, 11/12/10	84
5. at Tennessee, 2/17/11	82
at Florida, 2/22/09	82

Margin of Outcome

Victory	Score	Margin
1. vs. Charleston Southern, 11/8/13	99-29	+70
2. vs. NC Central, 12/1/14	90-26	+64
3. vs. Savannah State, 12/14/14	111-49	+62
4. vs. Clemson, 11/20/14	99-41	+58
5. vs. NC Central	79-27	+52

Defeat	Score	Margin
1. at Stanford, 11/26/10	32-70	-38
2. vs. Georgia, 3/4/11	34-66	-32
3. vs. Stanford, 12/19/08	47-78	-31
4. at Penn State, 11/21/10	48-78	-30
5. vs. Connecticut, 12/28/08	48-77	-29

Field Goals

Made	FGM
1. vs. Charleston Southern, 11/8/13	39
2. vs. Savannah State, 12/14/14	38
vs. Clemson, 11/20/14	38
4. at Alabama, 1/8/15	37
vs. Central Michigan, 12/20/14	37

Attempts	FGA
1. vs. Penn State, 11/20/11	76
2. at Clemson, 11/19/09	74
3. vs. Tennessee, 1/20/11	73
4. vs. Central Michigan, 12/20/14	72
vs. Clemson, 11/20/14	72
vs. Kansas, 3/25/13	72

Highest Percentage (Min. 40 FGA)	FGM-A	Pct
1. vs. Savannah State, 3/20/15	34-53	.642
2. at Alabama, 1/8/15	37-58	.638
3. vs. Florida State, 3/29/15	30-49	.612
4. vs. Charleston Southern, 11/8/13	39-64	.609
5. vs. Ole Miss, 1/30/14	31-51	.608

Lowest Percentage (Min. 40 FGA)	FGM-A	Pct
1. at Stanford, 11/26/10	12-55	.218
2. vs. Georgia, 3/4/11	12-52	.231
3. at Florida, 1/20/13	15-64	.234
4. at Kentucky, 2/5/09	13-55	.236
5. at Georgia, 1/2/11	13-54	.241

Lowest Percentage Allowed	FGM-A	Pct
1. vs. South Carolina State, 12/14/11	6-48	.125
2. vs. NC Central, 12/2/13	8-50	.160
3. vs. Charleston Southern, 11/8/13	10-54	.185
4. vs. Arkansas, 3/6/15	11-57	.193
vs. Hampton, 11/22/12	11-57	.193

Highest Percentage Allowed	FGM-A	Pct
1. vs. Connecticut, 12/28/08	35-62	.565
vs. Florida, 1/9/11	26-46	.565
3. vs. Xavier, 11/12/10	34-61	.557
4. at Connecticut, 2/9/15	31-56	.554
5. at Kentucky, 1/13/11	30-55	.545

3-Point Field Goals

Made	3FGM
1. at Alabama, 1/8/15	11
2. at Hampton, 12/17/14	9
vs. Syracuse, 11/28/14	9
vs. San Diego State, 11/23/14	9
Seven other times	9

Attempts	3FGA
1. vs. Penn State, 11/20/11	29
2. vs. College of Charleston, 11/14/13	28
vs. North Carolina, 12/19/10	28
4. vs. Syracuse, 11/28/14	26
5. <i>at Clemson, 11/18/15</i>	25
vs. Savannah State, 11/15/12	25
at Ole Miss, 1/16/11	25

Percentage (Min. 5 3FGA)	3FGM-A	Pct
1. vs. Oregon State, 3/25/14	4-6	.667
vs. Ole Miss, 1/30/14	4-6	.667
vs. Savannah State, 12/28/13	4-6	.667
vs. Western Carolina, 12/29/12	6-9	.667
at Alabama, 1/10/10	8-12	.667
vs. Charlotte, 12/21/08	8-12	.667

Free Throws

Made	FTM
1. vs. Savannah State, 12/14/14	34
vs. Oregon State, 3/25/14	34
3. vs. Ole Miss, 1/30/14	32
at Mississippi State, 1/6/13	32
5. vs. Georgia, 2/27/14	30
vs. Savannah State, 12/28/13	30
vs. Seton Hall, 11/17/13	30

Attempts	FTA
1. at Mississippi State, 1/6/13	50
2. vs. Savannah State, 12/28/13	48
3. vs. Savannah State, 12/14/14	47
4. vs. Missouri, 2/2/14	46
5. vs. Seton Hall, 11/17/13	44
vs. SC State, 12/21/12	44

Percentage (Min. 10 FTA)	FTM-A	Pct
1. vs. Alabama, 1/19/14	10-11	.909
2. vs. Auburn, 1/2/09	23-26	.885
3. <i>at UCLA, 11/22/15</i>	14-16	.875
vs. San Diego State, 11/28/09	14-16	.875
5. at Mississippi State, 2/6/14	20-23	.870

Rebounding

Total	Rebs
1. vs. College of Charleston, 11/14/13	62
2. at Florida, 1/20/13	59
3. vs. Hampton, 11/22/12	57
4. vs. Savannah State, 12/14/14	56
5. vs. Kentucky, 1/11/15	55

Margin	Rebs	Margin
1. vs. Savannah State, 12/14/14	56-21	+35
2. at Alabama, 2/7/13	53-24	+29
3. vs. Hampton, 12/17/14	48-21	+27
4. vs. SC State, 12/22/13	47-21	+26
vs. Florida Gulf Coast, 11/23/12	46-20	+26

Assists

Game	Assists
1. vs. NC Central, 12/1/14	26
2. <i>vs. UNCG, 11/15/15</i>	25
vs. San Diego State, 11/23/14	25
vs. Clemson, 11/20/14	25
vs. Alabama, 1/19/14	25
vs. Charleston Southern, 11/8/13	25

Steals

Game	Steals
1. vs. NC Central, 12/1/14	21
vs. Furman, 12/11/11	21
3. vs. San Diego State, 11/23/14	18
4. vs. Charleston Southern, 11/8/13	17
5. vs. NC State, 12/12/10	16
vs. USC Upstate, 12/16/08	16

Blocked Shots

Game	Blocks
1. vs. Arkansas, 3/6/15	15
2. at Mississippi State, 2/6/14	14
vs. Kentucky, 1/9/14	14
4. at Kentucky, 3/1/15	12
vs. Charleston Southern, 11/14/13	12

Turnovers

Fewest	TOs
1. at Tennessee, 2/2/12	4
2. <i>vs. CSU Bakersfield, 11/28/15</i>	5
<i>at Clemson, 11/18/15</i>	5
vs. Tennessee, 2/23/15	5
vs. Syracuse, 11/28/14	5
at Missouri, 2/28/13	5
vs. Georgia, 3/2/12	5
vs. Ole Miss, 3/3/11	5

Most	TOs
1. at Wake Forest, 12/3/08	32
2. vs. Hampton, 11/22/12	29
vs. Kentucky, 1/15/12	29
4. at Kentucky, 1/13/11	28
5. vs. Jacksonville, 12/30/08	26



2015-16 South Carolina Basketball
 South Carolina Season Schedule/Results & Leaders (as of Nov 30, 2015)
All games



RECORD:	OVERALL	HOME	AWAY	NEUTRAL
ALL GAMES	7-0	2-0	3-0	2-0
CONFERENCE	0-0	0-0	0-0	0-0
NON-CONFERENCE	7-0	2-0	3-0	2-0

Date	Opponent	Score	Att. High Points	High Rebounds
11/13/15	#6/10 OHIO STATE	w 88-80	16815 (20)WILSON, A'ja	(14)WILSON, A'ja
11/15/15	UNCG	w 92-44	13607 (19)WILSON, A'ja	(11)IMOVBIQH, Sarah
11/18/15	at Clemson	w 67-41	1030 (18)MITCHELL, Tiffany	(6)COATES, Alaina (6)IMOVBIQH, Sarah (6)WHITE, Jatarie
11/22/15	at UCLA	w 68-65	2018 (17)ROY, Tina (17)MITCHELL, Tiffany	(12)COATES, Alaina
11/27/15	@vs #16/18 Arizona State	w 60-58	2020 (18)CUEVAS, Bianca (18)WILSON, A'ja	(11)WILSON, A'ja
11/28/15	@vs CSU Bakersfield	w 90-71	2152 (26)WILSON, A'ja	(8)WILSON, A'ja
11/29/15	*at University of Hawai`i	w 67-51	2073 (18)WILSON, A'ja	(5)WILSON, A'ja

* = Conference game

@ = Rainbow Wahine Showdown (Honolulu, Hawaii)

Attendance Summary	Games	Attend	Avg/Game
Home	2	30422	15211
Away	3	5121	1707
Neutral	2	4172	2086
Total	7	39715	5674



2015-16 South Carolina Basketball
South Carolina Points-Rebounds-Assists (as of Nov 30, 2015)
All games



Opponent	Date	Score		00	01	03	05	22	23	24
				COLLEY,SHA	CUEVAS,BIA	DUCKETT,KA	SESSIONS,K	WILSON,A'J	ROY,TINA	IMOVBIQH,S
#6/10 OHIO STATE	11/13/15	88-80	w	0-0-0	5-0-1	0-0-0	12-3-3	20-14-0	3-1-1	8-10-0
UNCG	11/15/15	92-44	w	7-2-1	11-2-1	0-1-0	2-1-4	19-10-1	9-0-6	14-11-0
at Clemson	11/18/15	67-41	w	5-3-2	4-1-2	DNP	0-2-5	7-5-0	3-1-1	9-6-0
at UCLA	11/22/15	68-65	w	2-2-0	7-2-2	DNP	0-5-1	11-10-3	17-3-4	0-4-0
vs #16/18 Arizona State	11/27/15	60-58	w	0-1-0	18-2-0	DNP	6-3-0	18-11-1	3-2-3	1-8-0
vs CSU Bakersfield	11/28/15	90-71	w	6-2-2	20-4-6	DNP	8-1-1	26-8-4	3-5-3	6-5-0
at University of Hawai`i	11/29/15	67-51	w	2-3-0	13-4-0	0-0-0	11-4-4	18-5-0	0-0-2	3-4-0

Opponent	Date	Score		25	31	40	41	44
				MITCHELL,T	DOZIER,ASI	WHITE,JATA	COATES,ALA	FARMER,IND
#6/10 OHIO STATE	11/13/15	88-80	w	15-3-3	4-0-1	4-3-2	17-13-0	DNP
UNCG	11/15/15	92-44	w	10-2-5	3-2-6	5-3-1	12-7-0	0-1-0
at Clemson	11/18/15	67-41	w	18-5-0	8-1-0	3-6-2	10-6-1	DNP
at UCLA	11/22/15	68-65	w	17-5-2	0-0-0	2-2-0	12-12-0	DNP
vs #16/18 Arizona State	11/27/15	60-58	w	6-1-1	2-1-0	0-2-0	6-7-1	DNP
vs CSU Bakersfield	11/28/15	90-71	w	13-1-1	0-0-0	2-5-1	6-4-0	DNP
at University of Hawai`i	11/29/15	67-51	w	14-2-2	3-0-3	0-2-1	3-1-0	DNP



2015-16 South Carolina Basketball
South Carolina Team Game-by-Game Comparison (as of Nov 30, 2015)
All games



Opponent	1st	2nd	Score	Mar	Total FG	FG Pct	3-Pointers	3FG Pct	Free Throws	FT Pct	Rebounds	Assist	T/Over	Block	Steal	Fouls
#6/10 OHIO STATE	45/47	43/33	88-80	+8	31-69/26-80	.449/.325	3-11/10-23	.273/.435	23-35/18-20	.657/.900	51/42	11/3	20/18	6/10	9/13	20/29
UNCG	53/25	39/19	92-44	+48	35-67/16-62	.522/.258	8-24/3-13	.333/.231	14-23/9-14	.609/.643	47/36	25/4	10/21	10/2	15/6	15/21
Clemson	31/20	36/21	67-41	+26	23-63/14-43	.365/.326	7-25/3-7	.280/.429	14-28/10-14	.500/.714	41/36	13/12	5/19	6/0	12/0	15/24
UCLA	32/31	36/34	68-65	+3	24-55/23-64	.436/.359	6-19/4-18	.316/.222	14-16/15-25	.875/.600	45/31	12/10	2/19	4/3	6/13	19/21
#16/18 Arizona State	30/33	30/25	60-58	+2	24-58/21-61	.414/.344	1-11/8-20	.091/.400	11-16/8-14	.688/.571	42/39	6/10	21/19	3/1	10/11	16/15
CSU Bakersfield	45/37	45/34	90-71	+19	35-64/25-58	.547/.431	3-12/8-18	.250/.444	17-31/13-15	.548/.867	39/30	18/16	5/11	5/0	5/2	12/27
University of Hawai'i	29/22	38/29	67-51	+16	25-55/19-50	.455/.380	4-14/5-18	.286/.278	13-19/8-18	.684/.444	30/33	12/11	14/20	5/3	9/3	22/20

Note: Game totals are displayed in the format TEAM/OPPONENT for each category



2015-16 South Carolina Basketball
South Carolina Combined Team Statistics (as of Nov 30, 2015)
All games



RECORD:	OVERALL	HOME	AWAY	NEUTRAL
ALL GAMES	7-0	2-0	3-0	2-0
CONFERENCE	0-0	0-0	0-0	0-0
NON-CONFERENCE	7-0	2-0	3-0	2-0

##	Player	gp-gs	min	avg	Total		3-Point		F-Throw		Rebounds			pf	dq	a	to	blk	stl	pts	avg			
					fg-fga	fg%	3fg-fga	3fg%	ft-fta	ft%	off	def	tot											
22	WILSON, A'ja	7-7	175	25.0	50-91	.549	0-0	.000	19-28	.679	20	43	63	9.0	14	1	9	11	22	5	119	17.0		
25	MITCHELL, Tiffany	7-7	211	30.1	30-73	.411	11-33	.333	22-26	.846	7	12	19	2.7	13	0	14	22	1	13	93	13.3		
01	CUEVAS, Bianca	7-0	130	18.6	27-57	.474	4-17	.235	20-28	.714	2	13	15	2.1	9	0	12	12	0	11	78	11.1		
41	COATES, Alaina	7-6	160	22.9	29-49	.592	0-0	.000	8-22	.364	19	31	50	7.1	16	0	2	11	9	8	66	9.4		
24	IMOVBIQH, Sarah	7-1	108	15.4	16-24	.667	0-0	.000	9-24	.375	22	26	48	6.9	12	0	0	4	0	5	41	5.9		
05	SESSIONS, Khadijah	7-7	173	24.7	13-28	.464	1-6	.167	12-15	.800	6	13	19	2.7	18	0	18	10	0	15	39	5.6		
23	ROY, Tina	7-7	153	21.9	13-46	.283	12-39	.308	0-0	.000	1	11	12	1.7	5	0	20	5	1	2	38	5.4		
00	COLLEY, Shay	7-0	81	11.6	8-21	.381	1-5	.200	5-8	.625	6	7	13	1.9	14	0	5	8	0	4	22	3.1		
31	DOZIER, Asia	7-0	95	13.6	6-21	.286	3-15	.200	5-6	.833	0	4	4	0.6	3	0	10	6	0	2	20	2.9		
40	WHITE, Jatarie	7-0	95	13.6	5-19	.263	0-0	.000	6-11	.545	7	16	23	3.3	13	0	7	2	3	0	16	2.3		
44	FARMER, India	1-0	5	5.0	0-1	.000	0-1	.000	0-0	.000	0	1	1	1.0	0	0	0	0	2	0	0	0.0		
03	DUCKETT, Kaydra	3-0	14	4.7	0-1	.000	0-0	.000	0-0	.000	0	1	1	0.3	2	0	0	1	1	1	0	0.0		
Team											11	16	27											
Total.....		7	1400		197-431	.457	32-116	.276	106-168	.631	101	194	295	42.1	119	1	97	96	39	66	532	76.0		
Opponents.....		7	1400		144-418	.344	41-117	.350	81-120	.675	92	155	247	35.3	157	4	66	117	19	48	410	58.6		

TEAM STATISTICS	SC	OPP	Date	Opponent	Score	Att.
SCORING	532	410	11/13/15	#6/10 OHIO STATE	w 88-80	16815
Points per game	76.0	58.6	11/15/15	UNCG	w 92-44	13607
Scoring margin	+17.4	-	11/18/15	at Clemson	w 67-41	1030
FIELD GOALS-ATT	197-431	144-418	11/22/15	at UCLA	w 68-65	2018
Field goal pct	.457	.344	@ 11/27/15	vs #16/18 Arizona State	w 60-58	2020
3 POINT FG-ATT	32-116	41-117	@ 11/28/15	vs CSU Bakersfield	w 90-71	2152
3-point FG pct	.276	.350	* 11/29/15	at University of Hawai'i	w 67-51	2073
3-pt FG made per game	4.6	5.9	* = Conference game			
FREE THROWS-ATT	106-168	81-120	@ = Rainbow Wahine Showdown (Honolulu, Hawaii)			
Free throw pct	.631	.675				
F-Throws made per game	15.1	11.6				
REBOUNDS	295	247				
Rebounds per game	42.1	35.3				
Rebounding margin	+6.9	-				
ASSISTS	97	66				
Assists per game	13.9	9.4				
TURNOVERS	96	117				
Turnovers per game	13.7	16.7				
Turnover margin	+3.0	-				
Assist/turnover ratio	1.0	0.6				
STEALS	66	48				
Steals per game	9.4	6.9				
BLOCKS	39	19				
Blocks per game	5.6	2.7				
ATTENDANCE	30422	9293				
Home games-Avg/Game	2-15211	3-1707				
Neutral site-Avg/Game	-	2-2086				

Score by Periods	1st	2nd	3rd	4th	Totals
South Carolina	149	116	142	125	532
Opponents	112	103	91	104	410