

SOUTH CAROLINA WOMEN'S BASKETBALL 2017-18

Dir. of Communications/PR: Diana Koval | Office: 803.777.7977 | Cell: 314.369.6050 | Email: dkoval@mailbox.sc.edu | Twitter: @DianaKovalSID
 Website: www.GamecocksOnline.com | Twitter: @GamecockWBB | Instagram: @GamecockWBB | Facebook: @GamecockWBB | Snapchat: @GamecockWBB

Game 13 December 31, 2017 • Columbia, S.C. • Colonial Life Arena (18,000)

Schedule/Results

Nov. 3	Coker (Exh.)	W, 116-56
Nov. 10	Alabama State (SECN+)	W, 99-31
Nov. 13	at #15/13 Maryland (ESPN2)	W, 94-86
Nov. 16	at Clemson	W, 66-36
Nov. 19	Wofford (SECN+)	W, 94-60

Gulf Coast Showcase (Estero, Fla.)

Nov. 24	vs. Rutgers	W, 78-68
Nov. 25	vs. St. John's	W, 76-58
Nov. 26	vs. #6/6 Notre Dame	L, 85-92

Nov. 30	Western Carolina (SECN+)	W, 101-43
Dec. 3	#14/16 Duke (SECN)	W, 72-52
Dec. 5	CofC (SECN+)	W, 69-43
Dec. 17	Savannah State (SECN+)	W, 99-38

Dec. 21 at Temple W, 87-60

Dec. 31 #22/21 Texas A&M* (SECN) 2 p.m.

Jan. 4 at Ole Miss* (SECN+) 7 p.m.

Jan. 7 at Missouri* (ESPN2) 2 p.m.

Jan. 11 Auburn* (SECN+) 7 p.m.

Jan. 14 Tennessee* (ESPN2) 1 p.m.

Jan. 18 at Vanderbilt* (SECN+) 8 p.m.

Jan. 21 at Kentucky* (ESPNU) Noon

Jan. 25 Arkansas* (SECN) 6:30 p.m.

Jan. 28 Missouri* (ESPN2) 6 p.m.

Feb. 1 UConn (ESPN) 7 p.m.

Feb. 5 at Mississippi State* (ESPN2) 7 p.m.

Feb. 8 at Alabama* (SECN) 7 p.m.

Feb. 11 Florida* (SECN) 1 p.m.

Feb. 15 at Georgia* (SECN+) 7 p.m.

Feb. 18 Kentucky* (SECN) 3 p.m.

Feb. 22 LSU* (SECN) 6:30 p.m.

Feb. 25 at Tennessee* (ESPNU/2) 12/4 p.m.

SEC Tournament (Nashville, Tenn.)

Feb. 28	First Round (SECN)
Mar. 1	Second Round (SECN)
Mar. 2	Quarterfinals (SECN)
Mar. 3	Semifinals (ESPNU)
Mar. 4	Final (ESPN2)

All Times Listed as Eastern and are subject to change

* indicates SEC Game

Television outlet listed in parentheses – SECN is SEC Network; SECN+ is SEC Network online via WatchESPN

"We Are"

Each season South Carolina head coach Dawn Staley chooses a theme for her team and its legion of fans to rally around. This season's theme of "We Are" is one that embraces the connection between her team and its fans.

The Gamecocks will employ various "We Are" statements to highlight some of their core traits throughout the season. They also invite fans to share their "We Are" statements to further illustrate how much the team is a reflection of its fans.

South Carolina Gamecocks 11-1



Ranking: 4/5 (AP/Coaches)
Head Coach: Dawn Staley
Record at SC: 232-81 (10th)
Career Record: 404-161 (18th)
Top Scorer: A'ja Wilson (24.5)
Top Reb.: A'ja Wilson (10.8)



Texas A&M Aggies 11-3

Ranking: 22/21
Coach: Gary Blair
Record at TAM: 342-144 (15th)
Career Record: 750-307 (33rd)
Top Scorer: C. Carter (20.1)
Top Reb.: Anriel Howard (12.9)

Game Information

Tickets: \$9 adults, \$5 youth
Doors Open: 12:30 p.m.
Radio: 107.5 The Game (Brad Muller)

Broadcast: SEC Network (Cara Capuano, pxp; Debbie Antonelli, analyst)
Live Stats: Gamecocks.Statbroadcast.com

Series History

South Carolina Record	4-3
In Columbia	2-1
In College Station	2-1
At Neutral Site	0-1
Staley Era	4-3
First Meeting	TAM, 50-48, 2/10/13
Current Streak	Won 4

Last Five Meetings:		
Date	Result	Location
2/23/17	W, 80-64	College Station
1/31/16	W, 70-63	College Station
1/17/16	W, 59-58	Columbia
1/26/15	W, 79-61	Columbia
1/16/14	L, 65-67 (OT)	College Station












South Carolina Notables

- South Carolina is in its 44th season of women's basketball and its 10th under the tutelage of head coach Dawn Staley. The reigning national champion Gamecocks have won four straight SEC regular-season titles, three consecutive SEC Tournament crowns and played in five of the last six NCAA Sweet 16s.
- The Gamecocks earned their 100th-straight appearance in the Associated Press Top 25 this week, giving them the fifth-longest active such streak in the nation. Prior to Staley's arrival, South Carolina had been ranked by the AP just 32 times in the 17 seasons of the Gamecocks' SEC era.
- Today's game features the SEC's top two scorers in South Carolina's A'ja Wilson (24.5 ppg) and Texas A&M's Chennedy Carter (20.1 ppg). With Wilson ranked third in the league in rebounding (10.8 rpg), two of the league's top three rebounders will take the floor today as well as the Aggies' Anriel Howard leads the SEC with 12.9 rebounds per game.
- Senior forward A'ja Wilson broke school records for career free throws made and attempted in the Gamecocks' last game. With 484 career free throws made and 684 attempted, she is third among active NCAA Div. I players in both categories. Wilson's 160 free throws made in 2016-17 is the Gamecocks' single-season record.
- Sophomore guard Tyasha Harris closed the Gamecocks' pre-holiday schedule with a rush, solving the riddle of balancing her own scoring against setting up her teammates. In the last five games, Harris averaged nearly a double-double with 10.8 points and 9.0 assists. All three of her career double-doubles came in the last five outings.
- Any doubts about the strength of the Gamecocks' frontcourt outside of perennial All-American A'ja Wilson have been quickly dispelled as junior Alexis Jennings has brought a power game that complements Wilson's well. In her first season on the court for the Gamecocks, the Kentucky transfer is among the SEC's top 25 in scoring (24th, 12.4 ppg) and rebounding (14th, 7.5 rpg) and is 11th in the nation in field goal percentage at .635.

Stat Comparison

SC	TAM
11-1	11-3
0-0	0-0
6-0	8-2
3-0	2-0
2-1	1-1
85.0	77.7
55.6	66.0
.511	.451
.329	.401
.331	.359
.338	.339
.674	.752
15.7	16.2
17.9	14.9
+5.0	+0.7
42.7	42.4
+10.2	+9.7
10.3	7.1
6.8	3.9

2017-18 South Carolina Media Roster

0		Victoria Patrick 5-8 • So. • Guard • Orlando, Fla.	PPG 1.5 RPG 0.5 APG 0.7 FG% .176 FT% --	LAST 5: 2.4 ppg, 0.4 rpg, 1.0 apg NOTABLE: Solid shooting guard eager to get more minutes this season ... has played in all but one contest this season, including two games of 20+ minutes ... played in 24 games last season.	Career Highs Pts: 6 vs. Savannah St., 12/17/17 Reb: 2, 5x, at Clemson, 11/16/17 Ast: 2, 2x at Temple, 12/21/17 Stl: 2 vs. Saint Peter's, 11/22/16
1		Bianca Cuevas-Moore 5-6 • Sr. • Guard • Bronx, N.Y. <i>kuway-VAHS</i>	PPG -- RPG -- APG -- FG% -- FT% --	LAST 5: Has not played this season NOTABLE: Will sit out season with knee injury ... speedy, crafty guard ... great spark, change of pace off bench ... on Nancy Lieberman Award Watch List (top point guard in the nation).	Career Highs Pts: 25 vs. Georgia, 1/12/17 Reb: 6, 2x, at Georgia, 1/26/17 Ast: 7 at Auburn, 1/5/17 Stl: 6 at Texas A&M, 2/23/17
4		Doniyah Cliney 6-0 • Jr. • Guard • Newark, N.J. <i>dawn-YAY CLY-nee</i>	PPG 7.6 RPG 3.8 APG 2.4 FG% .474 FT% .643	LAST 5: 6.0 ppg, 4.0 rpg, 2.2 apg NOTABLE: Athletic guard, good size ... steady development, stat stuffer who can contribute in many ways ... 4 double-figure scoring games this season, 5 games of 3 or more assists.	Career Highs Pts: 15 vs. Alabama St., 11/10/17 Reb: 9 vs. Clemson, 12/15/16 Ast: 6, 2x, vs. Kentucky, 2/2/17 Stl: 5 vs. Ala. St., 11/10/17
10		Bianca Jackson 5-10 • Fr. • Guard • Montgomery, Ala.	PPG 6.2 RPG 3.7 APG 2.6 FG% .431 FT% .875	LAST 5: 7.6 ppg, 5.2 rpg, 2.8 apg NOTABLE: Dangerous on both ends of the floor ... most minutes among SC freshmen (26.6/gm) ... career-best 16 points last game... named Alabama Sports Writers Association (ASWA) 5A Miss Basketball (2017).	Career Highs Pts: 16 at Temple, 12/21/17 Reb: 10 vs. CoFC, 12/5/17 Ast: 7 at Clemson, 11/16/17 Stl: 3 vs. Savannah St., 12/17/17
11		Lindsey Spann 5-6 • R-Sr. • Guard • Laurel, Md.	PPG 13.6 RPG 1.6 APG 2.9 FG% .550 FT% .778	LAST 5: Has not played since Nov. 30 NOTABLE: Out with knee sprain suffered prior to W. Carolina game (Nov. 30) ... started season on fire from 3-pt range (.500) ... shot well because taking good shots ... 2nd on team in ppg, four 15+ point games.	Career Highs Pts: 31 vs. Saint Peter's, 11/13/16* Reb: 9, 2x, vs. Marshall, 12/3/16* Ast: 8, 2x, vs. Wofford, 11/19/17 Stl: 1, 5x, vs. Rutgers, 11/24/17 * indicates while at Penn State
21		Mikiah Herbert Harrigan 6-2 • So. • For. • Pembroke Pines, Fla. <i>muh-KEE-uh</i>	PPG 8.3 RPG 3.5 BPG 1.3 FG% .529 FT% .774	LAST 5: 10.0 ppg, 3.0 rpg, 2.0 bpg NOTABLE: Versatile forward with skill on both ends of the court ... good mid-range game to free up drives ... looking for consistency ... 4 double-figure scoring games this season.	Career Highs Pts: 21 vs. Savannah St., 12/17/17 Reb: 10 vs. Georgia, 3/3/17 Blk: 4, 2x, vs. CoFC, 12/5/17 Stl: 2, 3x, vs. Rutgers, 11/24/17
22		A'ja Wilson 6-5 • Sr. • Forward • Hopkins, S.C. <i>A-zhub</i>	PPG 24.5 RPG 10.8 BPG 3.2 FG% .583 FT% .709	LAST 5: 25.4 ppg, 9.6 rpg, 2.4 bpg NOTABLE: Team captain ... versatile scorer still expanding range ... 3rd in nation in ppg, 17th in rpg, 7th in bpg, 4th in dbl-dbls (9) ... Lisa Leslie Award, Wooden, Wade and Naismith Watch Lists ... US Nat'l Team Pool.	Career Highs Pts: 34 vs. Notre Dame, 11/26/17 Reb: 19, 2x, vs. Stanford, 3/31/17 Blk: 8, 3x, vs. Temple, 12/21/17 Stl: 5 vs. Vanderbilt, 2/16/17
23		LaDazia Williams 6-2 • Fr. • Forward • Bradenton, Fla. <i>luh-DAY-zhub</i>	PPG 2.1 RPG 1.9 BPG 0.2 FG% .350 FT% .313	LAST 5: 3.4 ppg, 2.2 rpg, 0.4 spg NOTABLE: Can face up or score at the rim ... still finding footing at this level ... played in 10 games, 8.6 mins/game ... great game vs. Western Carolina ... top-50 recruit in Class of 2017 ... FABC 8A Player of the Year (2017).	Career Highs Pts: 11 vs. W. Carolina, 11/30/17 Reb: 8 vs. W. Carolina, 11/30/17 Blk: 2 vs. Alabama St., 11/10/17 Stl: 1 vs. W. Carolina, 11/30/17
24		LeLe Grissett 6-0 • Fr. • Forward • Durham, N.C. <i>LEE-lee grih-SET</i>	PPG 4.9 RPG 3.0 BPG 0.2 FG% .550 FT% .455	LAST 5: 5.6 ppg, 3.0 rpg, 0.8 spg NOTABLE: Lithe, versatile athlete with speed, quickness and leaping ability ... finding more offensive consistency ... 1st career start vs. Savannah St. ... near double-double at Clemson (10 pts/8 rebs).	Career Highs Pts: 10, 2x, vs. CoFC, 12/5/17 Reb: 8 at Clemson, 11/16/17 Ast: 3, 2x, vs. Sav. St., 12/17/17 Stl: 4 vs. Alabama St., 11/10/17
35		Alexis Jennings 6-2 • R-Jr. • Forward • Madison, Ala.	PPG 12.4 RPG 7.5 BPG 1.0 FG% .635 FT% .692	LAST 5: 14.4 ppg, 8.8 rpg, 1.2 bpg NOTABLE: Strong, physical presence inside ... creates great target for entry passes ... 11th in nation in FG% ... 14th in SEC in rpg, ... 7 double-digit scoring games ... 3 dbl-dbls, including 2 against ranked foes	Career Highs Pts: 28 vs. Morehead St., 11/18/15* Reb: 13, 2x, vs. Sav. St., 12/17/17 Blk: 6 vs. Oklahoma, 3/21/16* Stl: 3, 2x, vs. Ala. St., 11/10/17 * indicates while at Kentucky
52		Tyasha Harris 5-10 • So. • Guard • Noblesville, Ind. <i>ty-A-shub</i>	PPG 10.1 RPG 2.9 APG 6.4 FG% .438 FT% .808	LAST 5 GMs: 10.8 ppg, 3.8 rpg, 9.0 apg NOTABLE: Team captain ... top 25 in nation in apg (20th, 1st in SEC) and spg (25th, 2nd in SEC) ... 3 double-doubles this season - 1st of her career - all coming in last five games ... Preseason 2nd-Team All-SEC.	Career Highs Pts: 20 at Maryland, 11/13/17 Reb: 6 vs. Florida St., 3/27/17 Ast: 12 vs. Savannah St., 12/17/17 Stl: 6, 2x, vs. Sav. St., 12/17/17

Starter **Reserve**

Based on most recent game

Quick Facts

The University

Location: Columbia, S.C.

Founded: 1801

Enrollment: 34,099

Colors: Garnet (PMS 202C) and Black

Nickname: Gamecocks

Conference: Southeastern

President: Dr. Harris Pastides

Athletics Director: Ray Tanner

Facility: Colonial Life Arena (18,000)

Coaching Staff

Head Coach: Dawn Staley

Alma Mater: Virginia, 1992

Overall Record: 404-161 (18th season)

School Record: 232-81 (10th season)

Assoc. Head Coach (Alma Mater):

Lisa Boyer (Ithaca, 1979)

Assistant Coaches (Alma Mater):

Fred Chmiel (Excelsior, 2001)

Jolette Law (Iowa, 1990)

Team Information

2016-17 Record: 33-4

Home: 15-1 Away: 10-3 Neutral: 8-0

SEC Record (Finish): 14-2 (1st)

Home: 7-1 Away: 7-1

Letterwinners Returning/Lost: 6/5

Starters Returning/Lost: 2/3

Program History

First Year of Women's Basketball: 1974-75

All-Time Record: 813-509 (44th season)

All-Time SEC Record: 180-60 (27th season)

NCAA Appearances (Last): 14 (2017)

NCAA Tournament Record: 25-13

2017 NCAA Result: National Champion, W vs. 67-55, Mississippi State, Dallas, Texas

WNIT Appearances (Last): 4 (2011)

WNIT Record: 3-4

Media Relations

Women's Basketball Contact: Diana Koval

Office: 803.777.7977

Cell: 314.369.6050

Email: dkoval@mailbox.sc.edu

Press Row Phone: 803.777.6182

Athletics Department on the Web

Website: GamecocksOnline.com

Twitter: @GamecocksOnline

Instagram: @GamecocksOnline

Facebook: Facebook.com/GamecocksOnline

YouTube: YouTube.com/GamecocksOnline

Women's Basketball on Social Media

Twitter: @GamecockWBB

Instagram: @GamecockWBB

Facebook: @GamecockWBB

SnapChat: @GamecockWBB

Head Coach on Social Media

Twitter: @DawnStaley

Instagram: @Staley05

Current Streaks

	Total	Home	Road	Neut.
Overall	W5	W11	W4	L1
SEC	W2	W3	W1	—
Non-Conference	W5	W16	W3	L1
Ranked Teams	W1	W5	W1	L1

By the Numbers

- SEC team shooting at least 50.0 percent from the field this season – South Carolina at 51.1
- Points needed by A'ja Wilson to tie Jocelyn Penn for fourth place in program history in career scoring
- Gamecocks averaging double-figure points this season – Wilson (24.5), Spann (13.6), Jennings (12.4), Harris (10.1)
- Gamecocks averaging at least 2.0 assists per game this season – Cliney (2.4), Jackson (2.6), Spann (2.9), Harris (6.4)
- Consecutive games in which sophomore guard Tyasha Harris has handed out at least five assists, including three games of 10 or more
- Consecutive double-figure scoring games by junior forward Alexis Jennings
- 69.4 Percent of the Gamecocks' made field goals this season that have come in the paint

Texas A&M Series Notes

After a win in College Station last season, the Gamecocks lead the series 4-3 with five of the seven games decided by single digits. South Carolina is 2-1 against Texas A&M in Columbia and has won the last four meetings between the teams.

The Gamecocks' four-game win streak is book-ended by double-digit victories, including last season's 80-64 decision at Reed Arena (Feb. 23), which set the stage for South Carolina's fourth-straight SEC regular-season championship. After a tight first half, the Gamecocks posted a 19-6 third quarter behind a defensive effort that yielded just 21.4 percent shooting.

South Carolina's results vs. Texas A&M since the arrival of head coach Dawn Staley:

Date	W/L	Score	Site	Rank (SC/TAM)
2/23/17	W	80-64	A	7/-
1/31/16	W	70-63	A	2/10
1/17/16	W	59-58	H	2/15
1/26/15	W	79-61	H	1/12
1/16/14	L	65-67 (ot)	A	8/25
3/8/13	L	52-61	N	17/19
2/10/13	L	48-50	H	15/14

Drive for Five

The Gamecocks enter the 2017-18 season as the four-time reigning SEC regular-season champion, becoming just the second program to win four straight titles. South Carolina joined Tennessee, which claimed its fourth straight in 2001 en route to the league-record seven consecutive titles (1999-2004).

Holding Home Court

The Gamecocks are 428-155 all-time on their home court, including a 185-61 mark in Colonial Life Arena. South Carolina is 121-27 at home during the Dawn Staley era and has lost just twice in its last 73 home games, including undefeated home seasons in 2013-14 and 2014-15. The Gamecocks have won 33 of their last 34 SEC regular-season home games dating back to the 2012-13 season.

Ranked Readings

Under head coach Dawn Staley, South Carolina is 52-46 against nationally ranked opponents, although that record is skewed by the early seasons of her tenure as the Gamecocks are 37-7 versus ranked foes since the start of the 2014-15 campaign. South Carolina is 17-5 against top-10 opponents during that time.

Staley's Gamecocks are 19-18 against ranked opponents in Colonial Life Arena after winning 15 of the last 16 such contests dating back to the start of 2013-14.

SEC Stories

Head coach Dawn Staley has built the Gamecocks into a consistent SEC contender with four straight regular-season titles, shirking decades of difficulty in the nation's best women's basketball conference.

Launching her 10th SEC season at the helm, Staley boasts a 97-45 (.683) conference regular-season record and has finished outside the league's top five just twice – an unprecedented achievement for a program that had finished INSIDE the top five only two times in the previous 17 seasons. Staley's 97 wins include six seasons of double-digit league victories – 10 in 2012; 11 in 2013; an SEC-best 14 in 2014, 15 in 2015 and 16 in 2016; and 14 in 2017 – and account for 60.2 percent of the program's all-time 161 league wins.

Staley's SEC regular-season record includes a 53-19 (.736) mark at home and a 44-26 (.629) slate on the road.

Staying Power

South Carolina head coach Dawn Staley is in her 10th season at the helm after guiding the Gamecocks into the postseason seven times in her first nine seasons in Columbia, including the 2017 National Championship and five other Sweet 16 berths.

With a .715 (404-161) winning percentage over her 18 seasons as a head coach, Staley is 23rd among active NCAA Div. I head coaches with at least 10 years of experience and is the best among SEC head coaches.

Staley is the third-longest tenured coach currently

Gamecocks in the Rankings

(Through games of 12/28)

Team	SEC	NCAA	Actual	Tyasha Harris	SEC	NCAA	Actual
Scoring Offense	3	15	85.0	Assists Per Game	1	20	6.4
Scoring Defense	5	27	55.6	Steals Per Game	2	25	3.2
Scoring Margin	2	3	+29.4	Assist-to-TO Ratio	4	31	2.7
Field Goal Percentage	1	5	.511	M. Herbert Harrigan	SEC	NCAA	Actual
Field Goal %age Def.	1	6	.329	Blocked Shots Per Game	9	151	1.3
3-Point FG %age	10	121	.331	Alexis Jennings	SEC	NCAA	Actual
3-Point FG %age Def.	11	280	.338	Points Per Game	24	—	12.4
3-Point FG Made/Gm.	10	256	5.0	Rebounds Per Game	14	215	7.5
Free Throw Percentage	8	217	.674	Field Goal Percentage	3	11	.635
Rebounding Offense	5	—	42.7	A'ja Wilson	SEC	NCAA	Actual
Rebounding Defense	4	—	32.5	Points Per Game	1	3	24.5
Rebounding Margin	3	22	+10.2	Rebounds Per Game	3	17	10.8
Assists Per Game	2	24	17.9	Field Goal Percentage	7	31	.583
Steals Per Game	2	54	10.3	Blocked Shots Per Game	1	7	3.2
Turnover Margin	4	31	+5.0	Off. Rebounds Per Game	8	—	3.0
Turnovers Per Game	—	22	12.7	Double-Doubles	2	4	9.0
Assist-to-Turnover Ratio	1	15	1.4	Home Attendance Avg.	1	1	12,724
Blocked Shots Per Game	1	6	6.8				



A'JA WILSON

6-5 • Senior • F • Hopkins, S.C.

Career averages » 16.5 PPG, 7.98 RPG, 2.5 BPG

HONOR ROLL

- Preseason National Player of the Year (espnW)
- Two-Time Consensus First-Team All-American
- Two-Time National Player of the Year Finalist
- Two-Time SEC Player of the Year
- Three-Time First-Team All-SEC
- 2017 NCAA Final Four MOP
- 2017 SEC Tournament MVP

BY THE NUMBERS

- 1** » player ranked among nation's top 50 in scoring, rebounding and shot blocking average
- 2nd** » in points (1,936) among active SEC players
- 7** » games of at least 25 points this season
- 13** » outings with at least five blocks
- 17.3** » points per game against ranked foes
- 33** » 20-point games in her career
- 58** » times as the team's top scorer
- 102** » double-figure performances in 116 games
- 296** » blocked shots (school record)

WHAT THEY'RE SAYING

"A'ja Wilson is going to be a beast. When I first saw her, I was actually taken aback by her size; I didn't realize she was going to be that tall. Then, immediately I noticed how agile she was, her ability to move at that size." - *Sue Bird, Guard, Seattle Storm and USA Basketball*

"She's a woman amongst girls. She should be in the pros. She's just that talented." - *Brenda Frese, Maryland Head Coach*

"She is just so fiercely competitive and more aggressive and willing to play more physical. I think every part of her game has improved. She's a pretty special player. She's got a lot of intangible qualities as well." - *Joanne P. McCallie, Duke Head Coach*

in the SEC, and her 10.8 league wins per season is best among the group. During the Gamecocks' current four-year run as SEC champion, the program averaged 14.8 conference wins per season.

Rankings Review

South Carolina is ranked fourth in this week's Associated Press Poll, making it 100th consecutive entry for the Gamecocks in the poll – the fifth-longest active streak in the nation.

The Gamecocks have spent 76 straight weeks in the nation's top 10 and are one of just three teams to have stayed among the nation's top 10 every week since the start of the 2014-15 season. In that 65 weeks, South Carolina has spent 58 in the top five, trailing UConn's 65 such weeks and leading Notre Dame's 53 top-five entries.

RPI Rating

In this week's RPI summary, South Carolina is 12th in the nation. The Gamecocks are behind Mississippi State in RPI among SEC programs, and the league has the highest RPI in the nation behind five teams in the top 20 – Mississippi State (3), Missouri (15), Tennessee (16) and Texas A&M (17).

Tough Road Ahead

South Carolina's 2017-18 schedule includes 10 games against teams either ranked in this week's AP and/or USA Today Coaches Poll or ranked at the time of their game.

So far, the Gamecocks are 2-1 in those games – topping then-#15/13 Maryland and then-#14/16 Duke while falling to then-#6/6 Notre Dame. Only one non-conference game remains against a currently ranked opponent – #1/1 Connecticut on Feb. 1.

Including the Gamecocks at #4/5, the SEC boasts five teams in this week's rankings – Mississippi State (5/3), Tennessee (7/7), Missouri (16/16), and Texas A&M (22/21). South Carolina will play Tennessee and Missouri twice this season.

All-Around A'ja

Few players in the country are more versatile than South Carolina senior forward A'ja Wilson. Averaging 24.5 points, 10.8 rebounds and 3.2 blocks, she ranks third, 17th and seventh in the nation in those categories, respectively, making her the only player in the nation to be in the top 50 of all three categories.

Only six players in the nation are among the top 50 in both scoring and rebounding, and just two others join Wilson ranked in the top 25 of both categories – Megan Gustafson, Iowa (22.2/12.3) and Tanaya Atkinson, Temple (23.1/11.2).

Unquestionably the team's "go-to" player at crunch time, Wilson strikes the on-court balance of being star and teammate with her court vision and unselfishness. She is the team's top scorer for the third-straight season, but never at the expense of the best shot on the floor. This season, as more rebounding has been needed, she has answered the call as well.

Wilson has also responded to her head coach's challenge to expand her skill set, working hard in the off-season on ball-handling to allow her to rebound and immediately start the fast break and even run the offense from the point guard position at times. The growth in her game helps both the Gamecocks, as opponents will have a more difficult time locating her for double-teaming, and Wilson's preparedness for the next step in her basketball career.

Quarter Breakdown

Through 12 games this season, South Carolina has out-scored its opponent in all but seven quarters and has out-paced its opponent by double digits 22 times in the 48 quarters, including a season-high differential of 22 points (27-5) in the first quarter against Alabama State (Nov. 10).

South Carolina has shot at least 50.0 percent from the field 29 times in its 48 quarters of action, led by a 68.8 percent accuracy in the second quarter against Alabama State (Nov. 10).

Defensively, South Carolina has held an opponent to single digits in a quarter 13 times this season with five of those quarters resulting in five or fewer points, including a program-record low of three points by Savannah State (Dec. 17) in the third quarter. An opponent has shot to 20.0 percent or less from the field in 14 quarters, including a program-record low of 5.6 percent by College of Charleston (Dec. 5) in the second quarter.

Individually, A'ja Wilson leads the Gamecocks with eight double-digit scoring quarters and has the highest-scoring quarter this season with 18 points in the fourth against #6/6 Notre Dame (Nov. 26). Tyasha Harris, Alexis Jennings and Lindsey Spann each have one double-digit scoring quarter.

Here's a more detailed look at the quarter-by-quarter production for the Gamecocks this season:

Qtr.	SC/Opp Avg. Pts	SC/Opp FG%	Avg. Pts. Margin
1	23.6/11.6	.528/.313	+12.3
2	19.7/11.2	.484/.256	+8.5
3	21.6/14.9	.530/.363	+6.7
4	19.9/17.9	.500/.382	+2.0

They're Free, Take Two!

Built around an inside presence for the last three seasons, South Carolina retains its annual spot among the

2017-18 Double-Doubles

Tyasha Harris (3)

11/30	Western Carolina	10 pts/10 assts
12/17	Savannah State	14 pts/12 assts
12/21	at Temple	13 pts/11 assts

Alexis Jennings (3)

11/13	at Maryland	11 pts/13 rebs
12/3	Duke	21 pts/10 rebs
12/17	Savannah State	10 pts/13 rebs

A'ja Wilson (9)

11/10	Alabama State	16 pts/10 rebs
11/13	at Maryland	32 pts/12 rebs
11/16	at Clemson	19 pts/11 rebs
11/19	Wofford	16 pts/13 rebs
11/24	vs. Rutgers	33 pts/10 rebs
11/24	vs. St. John's	17 pts/17 rebs
12/3	Duke	18 pts/11 rebs
12/5	College of Charleston	26 pts/15 rebs
12/21	at Temple	28 pts/12 rebs

top teams in free throws made and attempted this season.

The Gamecocks are 32nd in the nation in free throws made (188) and 23rd in free throw attempts (279). In the SEC, South Carolina is fifth in free throws made and third in attempts. Tennessee leads the nation in both free throws made (240) and attempted (339).

Individually, senior A'ja Wilson leads the charge at the free throw line as opponents struggle with how to contain the versatile forward. Her 73 made free throws and 103 attempts rank eighth and second in the nation, respectively.

Blocking Scheme

South Carolina ranks sixth in the nation with 6.8 blocked shots per game, which is best in the SEC. While the Gamecocks have been atop this category over the last few seasons, the formula this season is slightly different.

Instead of being dominated by two Gamecocks, nine different members of the team have recorded at least one blocked shot this season with three logging double-digit blocks.

Senior forward A'ja Wilson leads the way with and SEC-best 3.2 blocks per game, which rank her seventh in the nation.

Behind Wilson, sophomore Mikiah Herbert Harrigan is ninth in the SEC with 1.3 blocks per game, and junior Alexis Jennings is just behind at 1.0 blocks per game.

Sophomore Surge

Preseason All-SEC Second-Team selection Tyasha

Record Book Watch

Career Points

(Gms)

1. Sheila Foster (1979-82)	134	2266
2. Shannon Johnson (1993-96)	109	2230
3. Brantley Southers (1982-86)	120	1982
4. Jocelyn Penn (1999-2003)	117	1939
5. A'ja Wilson (2015-present)	117	1936

Career Rebounds

(Gms)

1. Sheila Foster (1979-82)	134	1427
2. Alaina Coates (2014-17)	133	1230
3. Marsha Williams (1990-93)	116	1026
4. Aleighsa Welch (2012-15)	137	956
5. A'ja Wilson (2015-present)	117	934

Career Blocked Shots

(Gms)

1. A'ja Wilson (2015-present)	117	296
2. Alaina Coates (2014-17)	133	210
3. Lakesha Tolliver (2004-07)	112	177

Career Double-Doubles

(Gms)

1. Sheila Foster (1979-82)	134	72
2. Alaina Coates (2014-17)	133	57
3. Marsha Williams (1990-93)	116	44
4. Denise Nanney (1975-77)	78	42
5. Katrina Anderson (1978-79)	71	41
6. A'ja Wilson (2015-present)	117	39

Career Offensive Rebounds (Since 1987-88)

Player	Gms	Reb.
1. Aleighsa Welch (2012-15)	137	449
2. Marsha Williams (1990-93)	116	427
3. Alaina Coates (2014-17)	133	380
4. Annie Lester (1997-2000)	110	348
5. Jocelyn Penn (1999-03)	117	345
6. Ashley Bruner (2010-13)	128	338
7. A'ja Wilson (2015-present)	117	295

Free Throws Made

Player	Gms	FTM
1. A'ja Wilson (2015-present)	117	484
2. Shannon Johnson (1993-96)	109	478
3. Martha Parker (1986-89)	124	473
4. Tiffany Mitchell (2013-16)	139	447
5. Sheila Foster (1979-82)	134	418

Free Throw Attempts

Player	Gms	FTA
1. A'ja Wilson (2015-present)	117	684
2. Shannon Johnson (1993-96)	109	679
3. Martha Parker (1986-89)	124	641
4. Alaina Coates (2014-17)	133	638
5. Sheila Foster (1979-82)	134	624

Harris is in a sophomore surge, not a slump, in her second season with the Gamecocks. Challenged by her head coach to expand her game now that "the novelty has worn off," Harris aims at blending more of the scoring prowess she showed in high school (23.5 ppg) with the unselfish court vision she displayed last season when she was 14th in the SEC with 3.2 assists per game.

So far so good for Harris' goals. She averages 10.1 points per while leading the SEC in assists per game (6.4) and ranking second in the league in steals per game (3.2), both numbers that rank among the top 25 in the nation.

With her first career double-double against Western Carolina (Nov. 30, 10 pts/10 assts), Harris became the first Gamecock to post a double-double with assists since Samone Kennedy recorded 10 points and 10 assists at Florida on Feb. 24, 2008. Harris has since added two more double-doubles – vs. Savannah State (Dec. 17, 14 pts/12 assts), at Temple (Dec. 21, 13 pts/11 assts), making her one of just three Gamecocks in the SEC era to record multiple double-doubles with assists. Cristina Ciocan leads the group with nine in her career (4 in 2002-03, 5 in 2003-04) with Shaunzinski Gortman joining the trio with two in 1999-2000.

Just Jennings

Junior transfer Alexis Jennings has strengthened the Gamecocks' frontcourt, providing a steady, physical presence in the lane. After averaging 8.9 points and 5.4 rebounds in her two seasons at Kentucky, the powerful post has elevated her play this season, posting 12.4 points and 7.5 rebounds per game to rank among the SEC's top 25 in both categories.

Jennings is 11th in the nation in field goal percentage (.635), 14th in the SEC in scoring rebounding and 24th in scoring. Both her scoring and rebounding have been on full display versus ranked opponents, against which she averages 15.0 points and 9.7 rebounds. Two of her three double-doubles so far this season have come against top-15 foes in #15/13 Maryland (Nov. 13, 12 pts/13 rebs) and #14/16 Duke (Dec. 3, 21 pts/10 rebs).

Jennings has six other double-figure scoring games this season, including a 25-point outing against St. John's (Nov. 25).

Utility Player

After two seasons coming off the bench, junior guard Donyah Cliney has an established role in the starting lineup, and the spotlight has only amplified how much

Team Specialty Stats

South Carolina-Opponent

		Pts. in Paint	Pts. Off TOs	2nd Chance Pts	Fast Break Pts
11/10	Ala. St.	56-8	46-9	28-8	27-6
11/13	at MD	38-28	16-9	19-13	16-5
11/16	at Clem.	32-14	21-5	11-1	4-2
11/19	Wofford	50-16	13-13	18-4	26-0
11/24	vs. RU	36-28	13-13	9-11	14-15
11/25	vs. SJU	36-24	13-11	2-8	4-4
11/26	vs. ND	42-58	13-20	13-19	10-8
11/30	WCU	66-18	33-2	18-4	20-12
12/3	Duke	54-32	19-9	17-8	10-8
12/5	CofC	42-12	23-14	11-6	17-7
12/17	Sav.St.	50-16	36-2	16-9	24-2
12/21	at TU	34-18	12-4	12-24	16-10
12/31	TAM				
1/4	at Miss.				
1/7	at Mizz.				
1/11	Aub.				
1/14	Tenn.				
1/18	at Vandy				
1/21	at Ky.				
1/25	Ark.				
1/28	Mizz.				
2/1	UConn				
2/5	at MSU				
2/8	at Ala.				
2/11	Fla.				
2/15	at Ga.				
2/18	Ky.				
2/22	LSU				
2/25	at Tenn.				
Season Avg.		44.7-22.7	21.5-9.2	14.5-9.6	15.7-6.6

Games Led Team In...

(Tied for team lead in each category included)

Scoring	2017-18	Career	Record	Assists	2017-18	Career	Record
A'ja Wilson	8	58	52-6	Tyasha Harris	9	25	23-2
Alexis Jennings	2	2	2-0	Donyah Cliney	2	4	4-0
M. Herbert Harrigan	1	1	1-0	A'ja Wilson	1	6	5-1
Lindsey Spann	1	1	1-0	Bianca Jackson	1	1	1-0
				Lindsey Spann	1	1	1-0
				M. Herbert Harrigan	0	1	1-0

Rebounding	2017-18	Career	Record
A'ja Wilson	9	46	43-3
Alexis Jennings	2	2	2-0
LaDazhia Williams	1	1	1-0
Donyah Cliney	0	3	3-0
M. Herbert Harrigan	0	1	1-0

Miscellaneous Stats

Double-Doubles	2017-18	Career	Record	10+ Rebounds	2017-18	Career	Record
A'ja Wilson	9	39	37-2	A'ja Wilson	9	40	38-2
Tyasha Harris	3	3	3-0	Alexis Jennings	3	3	3-0
Alexis Jennings	3	3	3-0	Bianca Jackson	1	1	1-0
				M. Herbert Harrigan	0	1	1-0

30+ Points	2017-18	Career	Record	5+ Assists	2017-18	Career	Record
A'ja Wilson	3	3	2-1	Tyasha Harris	7	18	16-2
				Donyah Cliney	2	4	4-0
				A'ja Wilson	1	2	1-1
				Bianca Jackson	1	1	1-0
				Lindsey Spann	1	1	1-0
				Bianca Cuevas-Moore	0	9	9-0

20+ Points	2017-18	Career	Record	5+ Steals	2017-18	Career	Record
A'ja Wilson	7	33	30-3	Tyasha Harris	3	3	3-0
Alexis Jennings	2	2	2-0	Donyah Cliney	1	1	1-0
M. Herbert Harrigan	1	1	1-0	A'ja Wilson	0	1	1-0
Tyasha Harris	1	1	1-0				
Lindsey Spann	1	1	1-0				

10+ Points	2017-18	Career	Record	5+ Blocks	2017-18	Career	Record
A'ja Wilson	13	102	92-10	A'ja Wilson	3	13	12-1
Alexis Jennings	9	9	8-1				
Lindsey Spann	6	6	5-1				
Tyasha Harris	5	11	11-0				
M. Herbert Harrigan	4	10	10-0				
Donyah Cliney	4	6	5-1				
LeLe Grissett	2	2	2-0				
Bianca Jackson	1	1	1-0				
LaDazhia Williams	1	1	1-0				

2017-18 Scoring Differentials

Largest lead in a winby 68 (97-29), 4th-3:10, vs. Alabama State, 11/10
 Largest deficit overcome to winby 6 (3-9), 1st-5:36, vs. Rutgers, 11/24
 Largest lead given up in a lossby 12 (30-18), 2nd-8:53, vs. Notre Dame, 11/26
 Largest deficit in a lossby 19 (61-80), 4th-6:34, vs. Notre Dame, 11/26

Starters vs. Bench Points

	SC Starters	Opp. Starters	SC Bench	Opp. Bench	
11/10	Ala. St.	63	15	36	16
11/13	at MD	85	67	9	19
11/16	at Clem.	47	14	19	22
11/19	Wofford	64	54	30	6
11/24	vs. RU	73	31	5	37
11/25	vs. SJU	60	46	16	12
11/26	vs. ND	75	73	10	19
11/30	WCU	74	21	27	22
12/3	Duke	57	44	15	8
12/5	CofC	53	30	16	13
12/17	Sav.St.	53	28	46	10
12/21	at TU	78	51	9	9
12/31	TAM				
1/4	at Miss.				
1/7	at Mizz.				
1/11	Aub.				
1/14	Tenn.				
1/18	at Vandy				
1/21	at Ky.				
1/25	Ark.				
1/28	Mizz.				
2/1	UConn				
2/5	at MSU				
2/8	at Ala.				
2/11	Fla.				
2/15	at Ga.				
2/18	Ky.				
2/22	LSU				
2/25	at Tenn.				
Season Avg.		65.2	39.5	19.8	16.1

more she is prepared to contribute. Staley has marked her as a "stat stuffer" because her versatility and athleticism allow her to impact the game in so many ways. Any single number may not jump off the box score, but she will contribute to nearly all of them.

So far this season, Cliney averages 7.6 points, 3.8 rebounds, 2.4 assists and 1.5 steals. She has four double-figure scoring games and five games of three or more assists. Defensively, she takes the assignment of the opponent's top guard.

Steady Start

The daughter of two NCAA Div. I basketball coaches, freshman guard Bianca Jackson has shown all the poise and development attributed to such progeny, even while thrust into the starting lineup just eight games into her college career.

Jackson earned that job and her 26.6 minutes per game because of her ability to deliver solid play and contribute what the team needs when it is needed. She opened her career against her mother's team, Alabama State, with eight points, six rebounds, three assists and two blocks. Jackson was steady in a hostile environment at #15/13 Maryland (Nov. 13) and handed out seven assists in the rivalry game at Clemson (Nov. 16). In her first career start, she was equally balanced with seven points, four rebounds and three assists against just one turnover. Against #14/16 Duke (Dec. 3), she embraced the role of stopper against the Blue Devils' high-scoring 3-point shooter Rebecca Greenwell, limiting her to just eight points and 0-of-2 from the 3-point line. Against College of Charleston (Dec. 5), she pulled down 10 rebounds.

The Montgomery, Ala., native is averaging 6.2 points, 2.6 assists and 1.3 steals so far this season.

This is 30

With a career-high 34 points against No. 6/6 Notre Dame (Nov. 26) following a 32-point outing at No. 15/13 Maryland (Nov. 13), A'ja Wilson became the first Gamecock to record three 30-point games against nationally ranked opponents. The most recent outing against the Fighting Irish broke her tie with Shannon Johnson, who is the only other Gamecock to record more than one such game against ranked opponents.

With just 10 such games in program history, Wilson and Kaela Davis each recorded one last season, the first new additions to the list since Feb. 15, 2006. Those two games along with Wilson's first entry this season are the only road games on the list. Davis' 37-point showing at No. 7/6 Ohio State is the highest-scoring game against a ranked opponent in program history.

Here's a list of the Gamecocks' individual 30-point games against a ranked opponent:

Pts.	Player	Opp.	Date
37	K. Davis	at #7/6 Ohio St.	11/14/16
35	S. Johnson	#5 Tennessee	2/15/96
34	A. Wilson	vs. #6/6 Notre Dame	11/26/17
34	B. Hunt	#18 Southern Miss	1/29/90
32	A. Wilson	at #15 Maryland	11/13/17
32	S. Johnson	#2 Tennessee	2/8/94
32	Ma. Williams	#22 Florida St.	2/4/91
32	K. Anderson	vs. #14 Memphis	3/4/78
31	A. Wilson	at #14/15 Texas	12/1/16
30	B. Southers	#19 Clemson	12/3/83

Great Gamecock Fans

With over 10,000 season-ticket holders for the third-straight season, South Carolina continues to lead the nation in average attendance at 12,724 and is the only

AP Top 25

(Dec. 25)

1.	Connecticut	10-0
2.	Notre Dame	11-1
3.	Louisville	14-0
4.	South Carolina	11-1
5.	Mississippi State	13-0
6.	Baylor	10-1
7.	Tennessee	12-0
8.	Texas	9-1
9.	West Virginia	12-0
10.	Oregon	11-2
11.	UCLA	9-2
12.	Ohio State	11-2
13.	Florida State	11-1
14.	Duke	10-2
15.	Maryland	11-2
16.	Missouri	12-1
17.	Oregon State	9-2
18.	Villanova	10-0
19.	Green Bay	10-1
20.	California	9-2
21.	Michigan	11-2
22.	Texas A&M	10-3
23.	Iowa	12-1
24.	Oklahoma State	9-2
25.	South Florida	10-3

USA Today Coaches Top 25

(Dec. 19)

1.	Connecticut	10-0
2.	Notre Dame	11-1
3.	Mississippi State	13-0
4.	Louisville	14-0
5.	South Carolina	11-1
6.	Baylor	10-1
7.	Tennessee	12-0
8.	Texas	9-1
9.	West Virginia	12-0
10.	Oregon	11-2
11.	Ohio State	11-2
12.	UCLA	9-2
13.	Florida State	11-1
14.	Maryland	11-2
15.	Duke	10-2
16.	Missouri	12-1
17.	Oregon State	9-2
18.	Villanova	10-0
19.	Michigan	11-2
20.	Green Bay	10-1
21.	Iowa	12-1
	Texas A&M	10-3
23.	Syracuse	12-1
24.	South Florida	10-3
25.	California	9-2

2017-18 Awards

Bianca Cuevas-Moore

Nancy Lieberman Award Watch List

Tyasha Harris

All-SEC Second Team (Coaches)

Alexis Jennings

Gulf Coast Showcase All-Tournament Team

A'ja Wilson

Rated No. 1 player in the nation by espnW

USA Basketball National Team Pool

SEC Player of the Week (11/14)

SEC Player of the Week (11/28)

Gulf Coast Showcase All-Tournament Team

Lisa Leslie Award Watch List

Wade Watch List

Citizen Naismith Trophy Preseason Watch List

Wooden Award Preseason Top 30

Preseason National Player of the Year (espnW)

Preseason All-America First Team (AP, SI, espnW)

Preseason SEC Player of the Year (Media, Coaches)

Preseason All-SEC First Team (Media, Coaches)

Gamecocks Coming Soon!

Head coach Dawn Staley signed two espnW top-50 recruits in the early signing period.

Destanni Henderson

Lehigh Acres, Fla./Fort Myers HS • Guard • 5-8

Top ranked point guard in 2018 class ... No. 9 overall recruit ... Two-time *News-Press* Fort Myers Player of the Year (2016, 2017) ... Two-time FABC All-State selection ... Helped team to back-to-back state championships ... Florida Dairy Farmers Miss Basketball (2017) ... Averaged 17.7 points, 4.4 assists and 4.0 steals as a junior ... 2016 FIBA U17 World Cup bronze medal.

Victoria Stevens

Rome, Ga./Model HS • Forward • 6-1

Ranked No. 50 in 2018 class ... Eighth-ranked forward in the class ... Three-time *Atlanta Journal-Constitution* First-Team AA All-State selection ... GACA Class 2A-North Player of the Year ... Averaged 25.0 points, 13.5 rebounds and 4.5 blocks as a junior.

Gamecocks in 2017-18 National Polls

Poll	Pre	11/13	11/20	11/27	12/4	12/11	12/18	12/25	1/1	1/8	1/15	1/22	1/29	2/5	2/12	2/19	2/26	3/5	3/12	Final
Associated Press	4	4	3	5	5	4	4	4												
Coaches	2		2	6	6	5	5	5												

program drawing at least 10,000 fans per game.

The Gamecocks have posted the highest average attendance in the nation at the end of the last three seasons, averaging at least 12,000 fans in each of those seasons, during which they boast two sellouts of 18,000-seat Colonial Life Arena.

USA Basketball

At least one Gamecock has donned the red, white and blue for USA Basketball in each of the last four summers, and the group has helped six U.S. teams to gold medals. The streak will continue at least the next four years as head coach Dawn Staley was named the Senior National Team head coach for 2017-20 as the U.S. eyes another Olympic gold medal.

Former Gamecock Tiffany Mitchell got the current four-year string started with her FIBA 3x3 World Cup gold in 2014, which A'ja Wilson and Staley matched with a gold in the FIBA U18 Americas Cup. Staley went on to assist on USA Basketball's FIBA World Cup gold-medal team that year. The next summer, Wilson and Staley claimed the 2015 FIBA U19 World Cup gold. In 2016, Alexis Jennings captured bronze in the FIBA 3x3 World

Cup, and Tyasha Harris made the first of her two USA Basketball teams, helping win gold in the FIBA U18 Americas Cup and the U19 team to silver in the 2017 FIBA U19 World Cup. Wilson earned a spot on the USA Basketball U23 team in 2017 before an injury kept her out of international competition. This winter, Wilson was named to the U.S. National Team Pool as well.

Back in (Garnet and) Black

The Gamecocks return six letterwinners from last season, including two regular starters and a third who started half of last season's games. Senior forward A'ja Wilson has been a fixture in the starting lineup for the last two seasons, while sophomore guard Tyasha Harris worked her way into the Gamecocks' starting rotation at the start of SEC play last season. Senior guard Bianca Cuevas-Moore opened and closed the 2016-17 season in the starting lineup.

The trio combined to average 30.9 points last season, while the three other returning letterwinners added 8.6 points per game. Sophomore forward Mikiah Herbert Harrigan led the group with 4.9 points per game, including 6.2 points per postseason game.

New Faces

Five new Gamecocks joined the fold this season with three freshmen and a graduate transfer ready to take the court right away. Redshirt-sophomore guard Te'a Cooper will sit out the 2017-18 season after transferring from Tennessee in the offseason.

All three freshmen were ranked in the top 55 of the 2017 recruiting class, including a pair of top-50 entries. Guard/forward Lele Grissett earned the top spot among the group, ranked No. 23 in the class and the fourth-best wing player. Bianca Jackson and LaDazhia Williams both earned state player of the year honors in their final high school campaigns.

Penn State transfer Lindsey Spann chose to spend her final season of eligibility with at South Carolina and brings a wealth of outside shooting to the Gamecocks' lineup. Averaging 12.3 points over her three years as a Lady Lion, she was an honorable mention Big Ten selection as a sophomore.

2017-18 Roster

No.	Name	Pos.	Ht.	Yr.	Hometown/Last School
0	Victoria Patrick	G	5-8	So.	Orlando, Fla./Edgewater
1	Bianca Cuevas-Moore	G	5-6	Sr.	Bronx, N.Y./Nazareth Regional
2	Te'a Cooper#	G	5-8	R-So.	Powder Springs, Ga./Tennessee
4	Doniyah Cliney	G	6-0	Jr.	Newark, N.J./Malcolm X Shabazz
10	Bianca Jackson	G	5-10	Fr.	Montgomery, Ala./Brewbaker Tech Magnet
11	Lindsey Spann	G	5-6	Sr.	Laurel, Md./Penn State
21	Mikiah Herbert Harrigan	F	6-2	So.	Pembroke Pines, Fla./Flanagan
22	A'ja Wilson	F	6-5	Sr.	Hopkins, S.C./Heathwood Hall
23	LaDazhia Williams	F	6-2	Fr.	Bradenton, Fla./Lakewood Ranch
24	LeLe Grissett	F	6-0	Fr.	Durham, N.C./Hillside
35	Alexis Jennings	F	6-2	R-Jr.	Madison, Ala./Kentucky
52	Tyasha Harris	G	5-10	So.	Noblesville, Ind./Heritage Christian

indicates will sit out 2017-18 due to NCAA transfer rules

Head Coach: Dawn Staley

Assoc. Head Coach: Lisa Boyer; **Assistant Coaches:** Fred Chmiel, Jolette Law



Around the SEC

(through games of 12/28)

	SEC Games			Overall		
	W	L	Pct.	W	L	Pct.
Mississippi State	0	0	.000	14	0	1.000
Tennessee	0	0	.000	12	0	1.000
Georgia	0	0	.000	12	1	.923
Missouri	0	0	.000	12	1	.923
South Carolina	0	0	.000	11	1	.917
Texas A&M	0	0	.000	11	3	.786
Alabama	0	0	.000	10	3	.769
Ole Miss	0	0	.000	10	3	.769
Auburn	0	0	.000	9	3	.750
LSU	0	0	.000	8	3	.727
Arkansas	0	0	.000	9	4	.692
Florida	0	0	.000	8	5	.615
Kentucky	0	0	.000	8	6	.571
Vanderbilt	0	0	.000	4	10	.286

The Staley Era

In her 10th season at South Carolina, head coach Dawn Staley has guided the program to unprecedented success, leading the program to its first No. 1 ranking in both the AP and USA Today/Coaches Poll and first NCAA championship. She also delivered the first SEC regular-season and tournament championships.

The Staley Era (2008-09 through present)

Wins	
30-Win Seasons	3
25-Win Seasons	6
20-Win Seasons	6
Winning Seasons	8

National Rankings

Weeks in the AP Top 25	105
Weeks in the AP Top 10	78
Weeks in the AP Top 3	42
Weeks at AP No. 1	12

Postseason

NCAA Tournament Appearances	6
NCAA Sweet 16s	5
NCAA Final Fours	2
National Championships	1

In the SEC

Regular-Season Championships	4
Regular-Season Top 5 Finishes	7
Tournament Championships	3
Double-Digit Wins	6

Pre-Staley in the SEC (1991-92 through 2007-08)

Wins	
30-Win Seasons	0
25-Win Seasons	1
20-Win Seasons	2
Winning Seasons	7

National Rankings

Weeks in the AP Top 25	32
Weeks in the AP Top 10	6
Weeks in the AP Top 3	0
Weeks at AP No. 1	0

Postseason

NCAA Tournament Appearances	2
NCAA Sweet 16s	1
NCAA Final Fours	0
National Championships	0

In the SEC

Regular-Season Championships	0
Regular-Season Top 5 Finishes	2
Tournament Championships	0
Double-Digit Wins	1

Pre-Staley All-Time (1974-75 through 2007-08)

Wins	
30-Win Seasons	1
25-Win Seasons	3
20-Win Seasons	9
Winning Seasons	21

National Rankings

Weeks in the AP Top 25	130
Weeks in the AP Top 10	31
Weeks in the AP Top 3	6
Weeks at AP No. 1	0

Postseason

NCAA Tournament Appearances	8
NCAA Sweet 16s	3
NCAA Final Fours	0
National Championships	0

In Conference (SEC and Metro 1983-84 thru 1990-91)

Regular-Season Championships	5
Regular-Season Top 5 Finishes	10
Tournament Championships	3
Double-Digit Wins	5

South Carolina's Record When...

	vs. Ranked	SEC	All
Record.....	2-1		11-1
Playing a ranked opponent.....	2-1		2-1
Playing at home	1-0		6-0
Playing on the road	1-0		3-0
Playing at neutral site	0-1		2-1
Leading at half	2-0		11-0
Trailing at half	0-1		0-1
Tied at half			0-0
Playing an overtime game			0-0
0 players score in double figures			0-0
1 player scores in double figures			0-0
2 players score in double figures	1-0		3-0
3 players score in double figures			2-0
4 players score in double figures	1-1		3-1
5 players score in double figures			2-0
More than 5 players in double figures.....			1-0
Starters out-score opponent's starters	2-1		11-1
Opponent's starters score equal/more			0-0
Bench out-scores opponent's bench	1-0		7-0
Opponent's bench scores equal/more.....	1-1		4-1
Shooting 50% or better	1-0		8-0
Shooting between 40-49%	1-1		3-1
Shooting between 30-39%			0-0
Shooting less than 30%			0-0
Opponent shoots 50% or better	0-1		0-1
Opponent shoots between 40-49%	1-0		2-0
Opponent shoots between 30-39%	1-0		4-0
Opponent shoots less than 30%			5-0
Shooting better than opponent.....	2-0		11-0
Shooting worse than/equal to opponent.....	0-1		0-1
Having more FTs made than opponent.....	0-1		7-1
Having equal/less FTs made than opponent	2-0		4-0
Out-rebounding opponent.....	2-0		11-0
Having equal/less rebounds than opponent.....	0-1		0-1
Having fewer TOs than opponent.....	1-0		8-0
Having equal or more TOs than opponent.....	1-1		3-1
Attempting more FT than 3FG.....	2-1		10-1
Attempting equal/less FT than 3FG			1-0
Making 5 or more 3FGs.....	1-1		7-1
Making less than 5 3FGs.....	1-0		4-0
Making no 3 FGs.....			0-0
Attempting 15 or more 3FGs.....	1-1		6-1
Attempting less than 15 3FGs			5-0
No South Carolina players foul out.....			10-0
One or more SC players foul out.....	1-1		1-1
No opposing players foul out.....	0-1		6-1
One or more opposing players foul out	1-0		5-0

	vs. Ranked	SEC	All
Assist at least half of field goals made.....	2-1		9-1
Assist on at least 2/3 of field goals made			1-0
Assist on less than half of field goals made.....			2-0
Scoring more pts. in paint than opponent	2-0		11-0
Scoring equal/less pts. in paint than opp.	0-1		0-1
Scoring more pts. off TOs than opponent	2-0		9-0
Scoring equal/less pts. off TOs than opp.	0-1		2-1
Scoring more 2nd-chance pts.	2-0		8-0
Scoring equal/less 2nd-chance pts.....	0-1		3-1
Scoring more fast break pts.....	2-1		9-1
Scoring equal/less fast break pts.....			2-0
Wearing white uniforms.....	1-1		8-1
Wearing black uniforms	1-0		2-0
Wearing garnet uniforms.....			1-0
Playing in November.....	1-1		7-1
Playing in December.....	1-0		4-0
Playing in January.....			0-0
Playing in February.....			0-0
Playing in March.....			0-0
Playing during the day.....	1-0		4-0
Playing at night.....	1-1		7-1
Playing on Sunday.....	1-1		3-1
Playing on Monday.....	1-0		1-0
Playing on Tuesday.....			1-0
Playing on Wednesday.....			0-0
Playing on Thursday.....			3-0
Playing on Friday			2-0
Playing on Saturday.....			1-0
Margin is less than 5 pts.			0-0
Margin is between 5-9.....	1-1		1-1
Margin is between 10-19.....			2-0
Margin is between 20-29.....	1-0		3-0
Margin is between 30-39.....			2-0
Margin is between 40-49.....			0-0
Margin is 50 pts. or more.....			3-0
Having a 20-pt. scorer.....	2-1		9-1
Having a 30-pt. scorer.....	1-1		2-1
Scoring 49 points or less.....			0-0
Scoring 50-59 points.....			0-0
Scoring 60-69 points.....			2-0
Scoring 70-79 points.....	1-0		3-0
Scoring 80-89 points.....	0-1		1-1
Scoring 90-99 points.....	1-0		4-0
Scoring 100 points or more.....			1-0
Opponent scores 49 points or less			5-0
Opponent scores 50-59 points	1-0		2-0
Opponent scores 60-69 points			3-0
Opponent scores 70-79 points			0-0
Opponent scores 80-89 points	1-0		1-0
Opponent scores 90-99 points	0-1		0-1
Opponent scores 100 points or more.....			0-0

2017-18 Team High/Low

South Carolina Highs	South Carolina Lows	Category	Opponent Lows	Opponent Highs
101 vs. Western Carolina, 11/30	66 at Clemson, 11/16	Points in Game	31, Alabama State, 11/10	92, vs. Notre Dame, 11/26
56 vs. Savannah St. (1st), 12/17	26 vs. Rutgers (2nd), 11/24	Points in a Half	10, CofC (1st), 12/5	51, vs. Notre Dame (2nd), 11/26
56 vs. W. Carolina (1st), 11/30				
56 vs. Alabama State (1st), 11/10				
30 vs. Notre Dame (4th), 11/26	6 vs. St. John's (2nd), 11/25	Points in a Quarter	3, Savannah St. (3rd), 12/17	32, at Maryland (4th), 11/13
39 vs. Savannah State, 12/17	26 vs. CofC, 12/5	Field Goals Made	11, Alabama State, 11/10	37, vs. Notre Dame, 11/26
39 vs. Western Carolina, 11/30	26 vs. St. John's, 11/25			
	26 vs. Rutgers, 11/24			
	26 at Clemson, 11/16			
72 vs. Alabama State, 11/10	48 vs. St. John's, 11/25	Field Goal Attempts	50, Savannah State, 12/17	75, at Temple, 12/21
48 vs. Rutgers, 11/24		50, Western Carolina, 11/30		
.582 (39-67) vs. Savannah St., 12/17	.413 (26-63) vs. CofC, 12/5	FG Percentage	.204 (11-54), Alabama St., 11/10	.552 (37-67), vs. Notre Dame, 11/26
.582 (39-67) vs. W. Carolina, 11/30	.413 (26-63) at Clemson, 11/16			
8 at Temple, 12/21	1 vs. CofC, 12/5	3-Point FG Made	0, Savannah State, 12/17	8, at Temple, 12/21
8 at Maryland, 11/13	1 vs. Duke, 12/3			
22 at Maryland, 11/13	8 vs. Duke, 12/3	3-Point FG Attempts	6, Savannah State, 12/17	20, Western Carolina, 11/30
			6, at Clemson, 11/16	
.500 (6-12) vs. Wofford, 11/19	.100 (1-10) vs. CofC, 12/5	3-Point FG Percentage	.000 (0-6), Savannah St., 12/17	.556 (5-9), vs. Notre Dame, 11/26
24 at Maryland, 11/13	7 at Temple, 12/21	Free Throws Made	5, Western Carolina, 11/30	25, at Maryland, 11/13
	7 vs. Duke, 12/3			
	7 at Clemson, 11/16			
33 at Maryland, 11/13	15 at Temple, 12/21	Free Throw Attempts	10, Duke, 12/3	29, at Maryland, 11/13
	15 vs. Duke, 12/3			
.880 (22-25) vs. Rutgers, 11/24	.412 (7-17) at Clemson, 11/16	FT Percentage	.385 (5-13), W. Carolina, 11/30	.933 (14-15), Wofford, 11/19
52 vs. CofC, 12/5	32 vs. Rutgers, 11/24	Rebounds	22, Western Carolina, 11/30	46, at Temple, 12/21
23 vs. Savannah State, 12/17	14 vs. St. John's, 11/25	Assists	2, Savannah State, 12/17	19, vs. Notre Dame, 11/26
	14 vs. Rutgers, 11/24			
21 vs. Alabama State, 11/10	2 vs. St. John's, 11/25	Steals	0, at Temple, 12/21	11, CofC, 12/5
13 at Temple, 12/21	3 vs. Duke, 12/3	Blocked Shots	0, at Temple, 12/21	7, at Clemson, 11/16
			0, Savannah State, 12/17	
18 vs. St. John's, 11/25	7 at Temple, 12/21	Turnovers	12, at Temple	29, Alabama State, 11/10
18 vs. Rutgers, 11/24	7 vs. Savannah State, 12/17		12, vs. St. John's, 11/25	
			12, Wofford, 11/19	
			12, at Maryland, 11/13	
25 vs. St. John's, 11/25	9 vs. Duke, 12/3	Fouls	16, at Temple, 12/21	29, at Maryland, 11/13

2017-18 Individual Superlatives

Category	South Carolina	Opponent
Points in Game	34 by A'ja Wilson vs. Notre Dame, 11/26	31 by Kaila Charles, at Maryland, 11/13
Points in a Half	29 by A'ja Wilson vs. Notre Dame, 11/26	27 by Kaila Charles, at Maryland (2nd), 11/13
Points in a Quarter	18 by A'ja Wilson vs. Notre Dame (4th), 11/26	19 by Kaila Charles, at Maryland (4th), 11/13
Field Goals Made	13 by A'ja Wilson Western Carolina, 11/30	9 by Tyler Scaife, vs. Rutgers, 11/24
Field Goal Attempts	20 by A'ja Wilson vs. CofC, 12/5	21 by Tyler Scaife, vs. Rutgers, 11/24
	20 by A'ja Wilson vs. Notre Dame, 11/26	
FG Percentage	.833 (5-6) by Alexis Jennings vs. Wofford, 11/19	.778 (7-9) by Erin Mathias, Duke, 12/3
3-Point FG Made	6 by Lindsey Spann at Clemson, 11/16	4 by Da'Ja Green, Wofford, 11/19
		4 by Blair Watson, at Maryland, 11/13
3-Point FG Attempts	11 by Lindsey Spann vs. Notre Dame, 11/26	10 by Blair Watson, at Maryland, 11/13
3-Point FG Percentage	.857 (6-7) by Lindsey Spann at Clemson, 11/16	.600 (3-5) by Akina Wellere, vs. St. John's, 11/25
Free Throws Made	15 by A'ja Wilson vs. Rutgers, 11/24	14 by Kaila Charles, at Maryland, 11/13
Free Throw Attempts	18 by A'ja Wilson at Maryland, 11/13	15 by Kaila Charles, at Maryland, 11/13
FT Percentage	1.000 (7-7) by M. Herbert Harrigan vs. Savannah St., 12/17	1.000 (4-4) by Kaylee Allen, Savannah State, 12/17
	1.000 (7-7) by Tyasha Harris at Maryland, 11/13	1.000 (4-4) by Alisha Kebbe, vs. St. John's, 11/25
		1.000 (4-4) by Chloe Wanink, Wofford, 11/19
		1.000 (4-4) by Kristen Confroy, at Maryland, 11/13
Rebounds	17 by A'ja Wilson vs. St. John's, 11/25	10 by Mia Davis, at Temple, 12/21
		10 by Jackie Young, vs. Notre Dame, 11/26
		10 by Kayla Charles, vs. St. John's, 11/25
		10 by Kobi Thornton, at Clemson, 11/16
		10 by Kaila Charles, at Maryland, 11/19
Assists	12 by Tyasha Harris vs. Savannah State, 12/17	10 by Tiana England, vs. St. John's, 11/25
Steals	6 by Tyasha Harris vs. Savannah State, 12/17	5 by Darien Huff, CofC, 12/5
	6 by Tyasha Harris vs. Western Carolina, 11/30	
Blocked Shots	8 by A'ja Wilson at Temple, 12/21	4 by Brianna Fraser, at Maryland, 11/13
Turnovers	5 by Tyasha Harris vs. Rutgers, 11/24	9 by Kaylee Allen, Savannah State, 12/17
	5 by A'ja Wilson at Maryland, 11/13	

Gamecock Career Highs

Doniyah Cliney

Pts	15 vs. Alabama State, 11/10/17
FG	5, 2x, last at Temple, 12/21/17
FGA	10 vs. Western Carolina, 11/30/17
FG %	1.000 (4-4) vs. Notre Dame, 11/26/17
3FG	2 vs. Notre Dame, 11/26/17
3FGA	4 vs. Western Carolina, 11/30/17
3FG %	1.000 (2-2) vs. Notre Dame, 11/26/17
FT	4, 2x, last vs. Alabama State, 11/10/17
FTA	6, 2x, last vs. UCLA, 12/18/16
FT %	1.000 (4-4) vs. Alabama State, 11/10/17
Reb	9 vs. Clemson, 12/15/16
Off Reb	5 vs. Western Carolina, 11/30/17
Blk	2 vs. Arizona State, 3/19/17
Stl	5 vs. Alabama State, 11/10/17
Asst	6, 2x, last at Kentucky, 2/2/17
Min	37 vs. Duke, 12/3/17

Bianca Cuevas-Moore

Pts	25 vs. Georgia, 1/12/17
FG	10 vs. Georgia, 1/12/17
FGA	17 vs. Georgia, 1/12/17
FG %	.833 (5-6) at Hampton, 12/17/14
3FG	5 at Auburn, 1/5/17
3FGA	7 at Duke, 12/4/16
3FG %	.833 (5-6) at Auburn, 1/5/17
FT	9 at Ole Miss, 2/1/15
FTA	11 at Ole Miss, 2/1/15
FT %	1.000 (6-6), 2x, last at Missouri, 2/19/17
Reb	6, 2x, last at Georgia, 1/26/17
Off Reb	3 vs. Alabama, 1/29/15
Blk	2, 2x, last vs. UConn, 2/8/16
Stl	6 at Texas A&M, 2/23/17
Asst	7 at Auburn, 1/5/17
Min	36, 2x, last at Texas A&M, 2/23/17

LeLe Grissett

Pts	10, 2x, last vs. CofC, 12/5/17
FG	5 at Clemson, 11/16/17
FGA	8 at Clemson, 11/16/17
FG %	.800 (4-5) vs. CofC, 12/5/17
FT	4 vs. Alabama State, 11/10/17
FTA	8 vs. CofC, 12/5/17
FT %	.750 (3-4) vs. St. John's, 11/25/17
Reb	8 at Clemson, 11/16/17
Off Reb	5 at Clemson, 11/16/17
Def Reb	4, 2x, last vs. Savannah State, 12/17/17
Stl	4 vs. Alabama State, 11/10/17
Asst	3 vs. Savannah State, 12/17/17
Min	27 vs. Savannah State, 12/17/17

Tyasha Harris

Pts	20 at Maryland, 11/13/17
FG	6, 2x, last at Temple, 12/21/17
FGA	12 at Temple, 12/21/17
FG %	1.000 (3-3) vs. Kentucky, 2/26/17
3FG	3, 3x, last at Maryland, 11/13/17
3FGA	8 at UConn, 2/13/17
3FG %	.750 (3-4) vs. Minnesota, 12/11/16
FT	7 at Maryland, 11/13/17
FTA	8, 2x, last vs. Kentucky, 2/26/17
FT %	1.000 (7-7) at Maryland, 11/13/17
Reb	6 vs. Florida State, 3/27/17
Blk	2 vs. Auburn, 2/9/17
Stl	6, 2x, last vs. Savannah State, 12/17/17
Asst	12 vs. Savannah State, 12/17/17
Min	38 vs. Tennessee, 1/30/17

Mikiah Herbert Harrigan

Pts	21 vs. Savannah State, 12/17/17
FG	7, 3x, last vs. Savannah State, 12/17/17
FGA	11, 2x, last at Texas A&M, 2/23/17
FG %	1.000 (5-5) vs. Vanderbilt, 2/16/17
3FGA	2, 2x, last at Temple, 12/21/17
FT	7 vs. Savannah State, 12/17/17
FTA	7, 2x, last vs. Savannah State, 12/17/17
FT %	1.000 (7-7) vs. Savannah State, 12/17/17
Reb	10 vs. Georgia, 3/3/17
Off Reb	4 vs. Hampton, 11/20/16
Def Reb	7, 2x, last vs. Wofford, 11/19/17
Blk	4, 2x, last vs. CofC, 12/5/17
Stl	2, 3x, last vs. Rutgers, 11/24/17
Asst	2, 7x, at Temple, 12/21/17
Min	26 vs. Quinnipiac, 3/25/17

Bianca Jackson

Pts	16 at Temple, 12/21/17
FG	6 at Temple, 12/21/17
FGA	10 vs. Alabama State, 11/10/17
FG %	.750 (6-8) at Temple, 12/21/17
3FG	4 at Temple, 12/21/17
3FGA	6 at Temple, 12/21/17
3FG %	.667 (4-6) at Temple, 12/21/17
FT	2, 3x, last vs. Savannah State, 12/17/17
FTA	2, 4x, last vs. Savannah State, 12/17/17
FT %	1.000 (2-2), 3x, last vs. Savannah St., 12/17/17
Reb	10 vs. CofC, 12/5/17
Off Reb	2, 4x, last vs. Savannah State, 12/17/17
Blk	2 vs. Alabama State, 11/10/17
Stl	3 vs. Savannah State, 12/17/17
Asst	7 at Clemson, 11/16/17
Min	34 vs. Duke, 12/3/17

Alexis Jennings

Pts	28 vs. Morehead State, 11/18/15*
Pts (SC)	25 vs. St. John's, 11/25/17
FG	12 vs. Morehead State, 11/18/15*
FG (SC)	10 vs. St. John's, 11/25/17
FGA	15 vs. St. John's, 11/25/17
FG %	.833 (5-6) vs. Wofford, 11/19/17
FT	8 vs. Tennessee State, 12/28/14*
FT (SC)	5, 2x, last vs. Western Carolina, 11/30/17
FTA	12 vs. Tennessee State, 12/28/14*
FTA (SC)	8 vs. Duke, 12/3/17
FT %	.833 (5-6), 2x, last vs. Western Carolina, 11/30/17
Reb	16 vs. Texas A&M, 2/28/16*
Reb (SC)	13, 2x, last vs. Savannah State, 12/17/17
Off Reb	8 vs. Duke, 12/3/17
Def Reb	12 vs. Texas A&M, 2/28/16*
Def Reb (SC)	11 vs. Savannah State, 12/17/17
Blk	6 vs. Oklahoma, 3/21/16*
Blk (SC)	2, 2x, last vs. Wofford, 11/19/17
Stl	3, 2x, last vs. Alabama State, 11/10/17 (includes 1 game while at Kentucky)
Asst	2, 3x, last vs. Savannah St., 12/17/17 (includes 1 game while at Kentucky)
Min	33, 3x, last vs. Duke, 12/3/17 (includes 2 games while at Kentucky)

*indicates career high set at Kentucky

Victoria Patrick

Pts	6 vs. Savannah State, 12/17/17
FG	2 vs. Savannah State, 12/17/17
FGA	9 vs. Savannah State, 12/17/17
3FG	2 vs. Savannah State, 12/17/17
3FGA	9 vs. Savannah State, 12/17/17
FTA	3 at Savannah State, 12/21/16
Reb	2, 5x, last at Clemson, 11/16/17
Stl	2 vs. Saint Peter's, 11/22/16
Asst	2 at Savannah State, 12/21/16
Min	21, 3x, last vs. Savannah State, 12/17/17

Lindsey Spann

Pts	31 vs. Saint Peter's, 11/13/16^
Pts (SC)	20 at Clemson, 11/16/17
FG	13 vs. Saint Peter's, 11/13/16^
FG (SC)	7 at Clemson, 11/16/17
FGA (SC)	14 vs. Notre Dame, 11/26/17
FG %	.778 (7-9) at Clemson, 11/16/17
3FG	7 at Minnesota, 1/3/16^
3FG (SC)	6 at Clemson, 11/16/17
3FGA (SC)	11 vs. Notre Dame, 11/26/17
3FG %	.857 (6-7) at Clemson, 11/16/17
FT	8 vs. Sacred Heart, 12/20/15^
FT (SC)	2 at Maryland, 11/13/17
FTA (SC)	2, 3x, last vs. Notre Dame, 11/26/17
FT %	1.000 (2-2) at Maryland, 11/13/17
Reb	9, 2x, last vs. Marshall, 12/3/16^
Reb (SC)	5 at Maryland, 11/13/17
Asst	8, 2x, last vs. Wofford, 11/19/17 (includes 1 game while at Penn State)
Min	45 vs. Purdue, 1/30/16^
Min (SC)	39 vs. Notre Dame, 11/26/17

^indicates career high set at Penn State

LaDazhia Williams

Pts	11 vs. Western Carolina, 11/30/17
FG	4 vs. Western Carolina, 11/30/17
FGA	5, 2x, last vs. Western Carolina, 11/30/17
FG %	.800 (4-5) vs. Western Carolina, 11/30/17
3FG	2 vs. Western Carolina, 11/30/17
3FGA	2 vs. Western Carolina, 11/30/17
3FG %	1.000 (2-2) vs. Western Carolina, 11/30/17
FTA	4 vs. Alabama State, 11/10/17
Reb	8 vs. Western Carolina, 11/30/17
Off Reb	2 vs. Western Carolina, 11/30/17
Def Reb	6 vs. Western Carolina, 11/30/17
Blk	2 vs. Alabama State, 11/10/17
Min	19 vs. Western Carolina, 11/30/17

A'ja Wilson

Pts	34 vs. Notre Dame, 11/26/17
FG	13 vs. Western Carolina, 11/30/17
FGA	20, 2x, last vs. CofC, 12/5/17
FG %	.875 (7-8) vs. Maine, 11/21/16
FT	15 vs. Rutgers, 11/24/17
FTA	18 at Maryland, 11/13/17
FT %	1.000 (14-14) vs. Hampton, 11/20/16
Reb	19, 2x, last vs. Stanford, 3/31/17
Off Reb	8, 2x, last at Maryland, 11/13/17
Def Reb	16 vs. St. John's, 11/25/17
Blk	8, 3x, last at Temple, 12/21/17
Stl	5 vs. Vanderbilt, 2/16/17
Asst	5, 2x, last vs. Notre Dame, 11/26/17
Min	39, 2x, last vs. Notre Dame, 11/26/17

The Last Time...

Individual

Scored 50 Points

South Carolina 51, Jocelyn Penn vs. Stetson, 1/4/03
Opponent Never

Scored 40 Points

South Carolina 51, Jocelyn Penn vs. Stetson, 1/4/03
Opponent 46, Cornelia Gayden, LSU, 1/14/95

Scored 30 Points

South Carolina 34, A'ja Wilson vs. Notre Dame, 11/26/17
Opponent 31, Kaila Charles, at Maryland, 11/13/17

Grabbed 20 Rebounds

South Carolina 25, Kelsey Bone vs. Boston University, 12/28/09
Opponent 22, Monique Billings, UCLA, 12/18/16

Grabbed 15 Rebounds

South Carolina 15, A'ja Wilson vs. CofC, 12/5/17
Opponent 22, Monique Billings, UCLA, 12/18/16

Two Players with 20 or More Points

South Carolina A'ja Wilson 26/Mikiah Herbert Harrigan 21 vs. Savannah State, 12/17/17
Opponent Arike Ogunbowale 23/Jackie Young 22, vs. Notre Dame, 11/26/17

Two Players with 10 or More Rebounds

South Carolina A'ja Wilson 15/Bianca Jackson 10 vs. CofC, 12/5/17
Opponent Erica McCall 14/Alanna Smith 12 vs. Stanford, 3/31/17

Had 10 Assists

South Carolina 11, Tyasha Harris at Temple, 12/21/17
Opponent 10, Curtyce Knox, at Texas A&M, 2/23/17

Had Five Steals

South Carolina 6, Tyasha Harris vs. Savannah State, 12/17/17
Opponent 5, Leanna Odom, at Duke, 12/4/16

Had Five Blocked Shots

South Carolina 5, A'ja Wilson vs. Rutgers, 11/24/17
Opponent 6, Kelsey Lang, at Texas, 12/1/16

Had a Double-Double

South Carolina A'ja Wilson (28 pts/12 rebs)/Tyasha Harris (13 pts/11 assts) at Temple, 12/21/17
Opponent Mia Davis (19 pts/10 rebs), at Temple, 12/21/17

Two Players had a Double-Double

South Carolina A'ja Wilson (28 pts/12 rebs)/Tyasha Harris (13 pts/11 assts) at Temple, 12/21/17
Opponent Erica McCall (14 pts/14 rebs)/Alanna Smith (14 pts/2 rebs) vs. Stanford, 3/31/17

Three Players had a Double-Double

South Carolina Ashley Bruner (16 pts/12 rebs)/Aleighsa Welch (16 pts/ 11 rebs)/Elem Ibiam (12 pts/10 rebs) vs. Kansas, 3/25/13
Opponent Merlakia Jones (26 pts/10 rebs)/Takilya Davis (19 pts/13 rebs)/DeLisha Milton (14 pts/15 rebs), at Florida, 2/20/94

Had a Triple-Double

South Carolina Alaina Coates (29 pts/16 rebs/10 blks) vs. Winthrop, 12/13/15
Opponent Never

Team

Scored 100 Points

South Carolina 101 vs. Western Carolina, 11/30/17
Opponent 103, Clemson, 11/21/03

Won by 30 or More Points

South Carolina 99-38 (61) vs. Savannah State, 12/17/17
Opponent 66-34 (32), Georgia, 3/4/11

Shot 65% or Better from the Field

South Carolina .652 (45-69) vs. East Tennessee State, 12/19/00
Opponent Never

Shot 60% or Better from the Field

South Carolina .610 (36-59) vs. Quinnipiac, 3/25/17
Opponent .604 (29-48), Vanderbilt, 1/18/01

Shot 50% or Better from the Field

South Carolina .537 (36-67) at Temple, 12/21/17
Opponent .552 (37-67), vs. Notre Dame, 11/26/17

No Players in Double-Figure Points

South Carolina at Auburn, 1/19/12
Opponent vs. Western Carolina, 11/30/17

Five Players in Double-Figure Points

South Carolina at Temple, 12/21/17
Opponent Arkansas, 2/14/10

More Than Five Players in Double-Figure Points

South Carolina 6 vs. Wofford, 11/19/17
Opponent 6 at Georgia, 2/13/03

Faced AP Top-25 Opponent

Win 72-52 vs. No. 14 Duke, 12/3/17
Loss 89-77 vs. No. 20 Kentucky, 3/4/17

Faced AP Top-10 Opponent

Win 67-55 vs. No. 7 Mississippi State, 4/2/17
Loss 85-92 vs. No. 6 Notre Dame, 11/26/17

Faced AP Top-5 Opponent

Win 64-61 vs. No. 4 Mississippi State, 1/23/17
Loss 65-66 vs. No. 2 Notre Dame, 4/5/15

Faced AP No. 1 Team

Win Never
Loss 55-66 at No. 1 UConn, 2/13/17

Overtime Game

Win 58-55 vs. Drexel, 11/28/12
Loss 65-57 at Texas A&M, 1/16/14

Double-Overtime Game

Win 92-91 at Florida State, 2/4/91
Loss 92-94 at Clemson, 11/19/09

South Carolina Was Ranked (AP Poll)

No. 1 2/9/15
Top 5 No. 4, 12/25/17
Top 10 No. 7, 2/20/17
Top 25 No. 13, 12/30/13

South Carolina Single-Quarter Records

Italics indicates set in 2017-18

TEAM

Scoring

	Points
Most	
1. vs. Saint Peter's, 11/22/16, 1st qtr.	37
2. vs. Arkansas, 1/3/16, 2nd qtr.	35
3. vs. Minnesota, 12/11/16, 2nd qtr.	33
4. vs. Hampton, 11/20/16, 2nd qtr.	32
5. vs. Quinnipiac, 3/25/17, 3rd qtr.	31

	Points
Fewest	
1. vs. St. John's, 11/25/17, 2nd qtr.	6
vs. Stanford, 3/31/17, 2nd qtr.	6
vs. UCLA, 12/18/16, 1st qtr.	6
4. at Clemson, 11/16/17, 4th qtr.	7
at Mississippi State, 1/24/16, 1st qtr.	7

	Points
Fewest Allowed	
1. vs. Savannah State, 12/17/17, 3rd qtr.	3
2. vs. CoFC, 12/5/17, 2nd qtr.	4
at Clemson, 11/16/17, 1st qtr.	4
vs. Alabama State, 11/10/17, 4th qtr.	4
vs. Mississippi State, 3/5/17, 4th qtr.	4
vs. Saint Peter's, 11/22/16, 4th qtr.	4
vs. Hampton, 11/20/16, 4th qtr.	4
vs. Georgia, 2/18/16, 2nd qtr.	4

	Points
Most Allowed	
1. at Maryland, 11/13/17, 4th qtr.	32
vs. Kentucky, 2/26/17, 4th qtr.	32
3. vs. Syracuse, 3/25/16, 4th qtr.	30
4. vs. Notre Dame, 11/26/17, 4th qtr.	26
vs. Ohio State, 11/13/15, 1st qtr.	26

Margin of Difference

Lead	Score	Margin
1. vs. Arkansas, 1/3/16, 2nd qtr.	35-9	+26
2. vs. Saint Peter's, 11/22/16, 1st qtr.	37-12	+25
3. at Auburn, 1/5/17, 1st qtr.	29-6	+23
4. vs. Alabama St., 11/10/17, 2nd qtr.	27-5	+22
vs. Arkansas, 1/3/16, 3rd qtr.	29-7	+22

Deficit	Score	Margin
1. vs. Syracuse, 3/25/16, 4th qtr.	16-30	-14
2. vs. Notre Dame, 11/26/17, 2nd qtr.	10-23	-13
3. at Maryland, 11/13/17, 4th qtr.	21-32	-11
vs. Stanford, 3/31/17, 2nd qtr.	17-6	-11
vs. UConn, 2/8/16, 3rd qtr.	8-19	-11
at Texas A&M, 1/31/16, 2nd qtr.	8-19	-11

Field Goals

Made	FGM
1. vs. Saint Peter's, 11/22/16, 1st qtr.	15
2. vs. Notre Dame, 11/26/17, 4th qtr.	14
vs. Arkansas, 1/3/16, 2nd qtr.	14
4. vs. Quinnipiac, 3/25/17, 3rd qtr.	13
vs. Kentucky, 3/4/17, 1st qtr.	13

Attempts	FGA
1. vs. CoFC, 12/5/17, 1st qtr.	22
at Auburn, 1/5/17, 1st qtr.	22
3. at Temple, 12/21/17, 1st qtr.	21
vs. Notre Dame, 11/26/17, 4th qtr.	21
vs. Alabama St., 11/10/17, 2nd qtr.	21
vs. Vanderbilt, 2/16/17, 1st qtr.	21
vs. Tennessee, 1/30/17, 1st	21
vs. Minnesota, 12/11/16, 1st qtr.	21
vs. Saint Peter's, 11/22/16, 1st qtr.	21
vs. Kentucky, 3/5/16, 1st qtr.	21
vs. Ole Miss, 1/28/16, 1st qtr.	21
vs. Ohio State, 11/13/15, 4th qtr.	21

Highest Percentage	FGM-A	Pct
1. vs. Kentucky, 3/5/16, 4th qtr.	11-13	.846
2. vs. Quinnipiac, 3/25/17, 3rd qtr.	13-16	.813
3. vs. Hampton, 12/16/15, 3rd qtr.	8-10	.800
4. vs. LSU, 2/28/16, 2nd qtr.	7-9	.778
5. at Clemson, 11/18/15, 3rd qtr.	9-12	.750

Lowest Percentage	FGM-A	Pct
1. vs. Georgia, 1/12/17, 2nd qtr.	1-12	.083
2. vs. UCLA, 12/18/16, 1st qtr.	2-15	.133
3. vs. Stanford, 3/31/17, 2nd qtr.	2-14	.143
4. vs. UConn, 2/8/16, 3rd qtr.	3-17	.176
5. vs. Georgia, 2/18/16, 1st qtr.	2-11	.182
at Mississippi State, 1/24/16, 1st qtr.	2-11	.182

Lowest Percentage Allowed	FGM-A	Pct
1. vs. CoFC, 12/5/17, 2nd qtr.	1-18	.056
vs. St. John's, 11/25/17, 1st qtr.	1-17	.059
3. vs. Vanderbilt, 2/16/17, 4th qtr.	1-16	.063
4. vs. UNC Asheville, 3/17/17, 3rd qtr.	1-15	.067
5. vs. Alabama St., 11/10/17, 4th qtr.	1-14	.071
at Florida, 1/8/17, 2nd qtr.	1-14	.071

Highest Percentage Allowed	FGM-A	Pct
1. at LSU, 1/15/17, 2nd qtr.	9-12	.750
2. vs. Quinnipiac, 3/25/17, 2nd qtr.	8-11	.727
3. vs. Notre Dame, 11/26/17, 4th qtr.	9-13	.692
vs. Tennessee, 1/30/17, 4th qtr.	9-13	.692
vs. Mississippi St., 1/23/17, 2nd qtr.	9-13	.692

Rebounding

Total	Rebs
1. at Ohio state, 11/14/16, 1st qtr.	20
2. vs. CoFC, 12/5/17, 1st qtr.	19
3. vs. Western Carolina, 11/30/17, 2nd qtr.	18
vs. Clemson, 12/15/16, 2nd qtr.	18
vs. Kansas State, 3/20/16, 3rd qtr.	18
at Alabama, 2/22/16, 4th qtr.	18

Margin	Rebs	Margin
1. at Alabama, 2/22/16, 4th qtr.	18-3	+15
2. vs. Clemson, 12/15/16, 2nd qtr.	18-4	+14
3. vs. CoFC, 12/5/17, 1st qtr.	19-6	+13
vs. Saint Peter's, 11/22/16, 1st qtr.	16-3	+13
vs. Hampton, 12/16/15, 4th qtr.	15-2	+13

INDIVIDUAL

Scoring

Most	Points
1. Kaela Davis at Auburn, 1/5/17, 1st qtr.	19
2. A'ja Wilson vs. Notre Dame, 11/26/17, 4th qtr.	18
3. Kaela Davis vs. Quinnipiac, 3/25/17, 3rd qtr.	15
Tina Roy vs. Arkansas, 1/3/16, 3rd qtr.	15
5. Kaela Davis vs. Minnesota, 12/11/16, 2nd qtr.	14
Tina Roy vs. Syracuse, 3/25/16, 2nd qtr.	14

Rebounding

Most	Rebs
1. Alaina Coates at Arkansas, 2/5/17, 1st qtr.	9
Alaina Coates at Georgia, 1/26/17, 2nd qtr.	9
3. A'ja Wilson vs. Stanford, 3/31/17, 3rd qtr.	8
A'ja Wilson vs. Mississippi State, 3/5/17, 4th qtr.	8
Alaina Coates vs. Georgia, 1/12/17, 1st qtr.	8
A'ja Wilson at Florida, 1/8/17, 2nd qtr.	8
A'ja Wilson vs. UCLA, 12/18/16, 4th qtr.	8
Alaina Coates vs. Louisville, 11/27/16, 3rd qtr.	8
Alaina Coates vs. Hampton, 11/20/16, 3rd qtr.	8
Alaina Coates vs. Ole Miss, 1/28/16, 2nd qtr.	8

Staley Era Team Records

Italics indicates set in 2017-18

Scoring

Most	Points
1. vs. Savannah State, 12/14/14	111
2. at Alabama, 1/8/15	102
3. vs. <i>Western Carolina, 11/30/17</i>	101
4. vs. Quinnipiac, 3/25/17	100
5. vs. <i>Savannah State, 12/17/17</i>	99
vs. <i>Alabama State, 11/10/17</i>	99
vs. Clemson, 11/20/14	99
vs. Ole Miss, 1/30/14	99
vs. Charleston Southern, 11/9/13	99

Fewest	Points
1. at Stanford, 11/26/10	32
2. vs. Georgia, 3/4/11	34
3. vs. Mississippi State, 3/5/09	39
4. at Georgia, 1/13/13	40
5. at Mississippi State, 2/26/09	41

Fewest Allowed	Points
1. vs. South Carolina State, 12/14/11	21
2. vs. Presbyterian, 11/27/11	24
3. vs. NC Central, 12/1/14	26
vs. SC State, 12/22/13	26
5. vs. NC Central, 12/2/13	27

Most Allowed	Points
1. at Clemson, 11/19/09	94
2. vs. North Carolina, 12/20/09	93
3. vs. <i>Notre Dame, 11/26/17</i>	92
vs. Kentucky, 2/26/17	87
at Connecticut, 2/9/15	87

Margin of Outcome

Victory	Score	Margin
1. vs. Charleston Southern, 11/8/13	99-29	+70
2. vs. <i>Alabama State, 11/10/17</i>	99-31	+68
vs. NC Central, 12/1/14	90-26	+64
4. vs. Savannah State, 12/14/14	111-49	+62
5. vs. <i>Savannah State, 12/17/17</i>	99-38	+61

Defeat	Score	Margin
1. at Stanford, 11/26/10	32-70	-38
2. vs. Georgia, 3/4/11	34-66	-32
3. vs. Stanford, 12/19/08	47-78	-31
4. at Penn State, 11/21/10	48-78	-30
5. vs. Connecticut, 12/28/08	48-77	-29

Field Goals

Made	FGM
1. vs. <i>Savannah State, 12/17/17</i>	39
vs. <i>Western Carolina, 11/30/17</i>	39
vs. Charleston Southern, 11/8/13	39
4. vs. Minnesota, 12/11/16	38
vs. Savannah State, 12/14/14	38
vs. Clemson, 11/20/14	38

Attempts	FGA
1. vs. Penn State, 11/20/11	76
2. at Clemson, 11/19/09	74
3. vs. Tennessee, 1/20/11	73
4. vs. <i>Alabama State, 11/10/17</i>	72
4 other games	72

Highest Percentage (Min. 40 FGA)	FGM-A	Pct
1. vs. Savannah State, 3/20/15	34-53	.642
2. at Alabama, 1/8/15	37-58	.638
3. vs. Kentucky, 2/26/17	34-55	.618
4. vs. Florida State, 3/29/15	30-49	.612
5. vs. Quinnipiac, 3/25/17	36-59	.610

Lowest Percentage (Min. 40 FGA)	FGM-A	Pct
1. at Stanford, 11/26/10	12-55	.218
2. vs. Georgia, 3/4/11	12-52	.231
3. at Florida, 1/20/13	15-64	.234
4. at Kentucky, 2/5/09	13-55	.236
5. at Georgia, 1/2/11	13-54	.241

Lowest %age Allowed (Min. 40 FGA)	FGM-A	Pct
1. vs. South Carolina State, 12/14/11	6-48	.125
2. vs. NC Central, 12/2/13	8-50	.160
3. vs. Charleston Southern, 11/8/13	10-54	.185
4. vs. Arkansas, 3/6/15	11-57	.193
vs. Hampton, 11/22/12	11-57	.193

Highest %age Allowed (Min. 40 FGA)	FGM-A	Pct
1. vs. Connecticut, 12/28/08	35-62	.565
vs. Florida, 1/9/11	26-46	.565
3. vs. Xavier, 11/12/10	34-61	.557
4. at Connecticut, 2/9/15	31-56	.554
5. vs. <i>Notre Dame, 11/26/17</i>	37-67	.552

3-Point Field Goals

Made	3FGM
1. vs. Minnesota, 12/11/16	16
2. at Auburn, 1/5/17	14
3. vs. Kentucky, 3/5/16	12
4. vs. Arkansas, 1/3/16	11
at Alabama, 1/8/15	11

Attempts	3FGA
1. vs. Minnesota, 12/11/16	33
2. vs. Syracuse, 3/25/16	32
3. vs. Penn State, 11/20/11	29
4. at Auburn, 1/5/17	28
vs. College of Charleston, 11/14/13	28
vs. North Carolina, 12/19/10	28

Percentage (Min. 5 3FGA)	3FGM-A	Pct
1. vs. Oregon State, 3/25/14	4-6	.667
vs. Ole Miss, 1/30/14	4-6	.667
vs. Savannah State, 12/28/13	4-6	.667
vs. Western Carolina, 12/29/12	6-9	.667
at Alabama, 1/10/10	8-12	.667
vs. Charlotte, 12/21/08	8-12	.667

Free Throws

Made	FTM
1. vs. Savannah State, 12/14/14	34
vs. Oregon State, 3/25/14	34
3. vs. Missouri, 1/10/16	32
vs. Ole Miss, 1/30/14	32
at Mississippi State, 1/6/12	32

Attempts	FTA
1. at Mississippi State, 1/6/13	50
2. vs. Savannah State, 12/28/13	48
3. vs. Savannah State, 12/14/14	47
4. vs. Missouri, 2/2/14	46
5. vs. Seton Hall, 11/17/13	44
vs. South Carolina State, 12/21/12	44

Percentage (Min. 10 FTA)	FTM-A	Pct
1. vs. Quinnipiac, 3/25/17	18-19	.947
2. at Texas A&M, 2/23/17	15-16	.923
3. vs. Alabama, 1/19/14	10-11	.909
4. at Arkansas, 2/5/17	18-20	.900
5. vs. Auburn, 1/2/09	23-26	.885

Rebounding

Total	Rebs
1. vs. College of Charleston, 11/14/13	62
2. at Florida, 1/20/13	59
3. at Alabama, 2/22/16	58
4. vs. Hampton, 11/22/12	57
5. vs. Savannah State, 12/14/14	56

Margin	Rebs	Margin
1. vs. Savannah State, 12/14/14	56-21	+35
2. vs. Hampton, 12/16/15	52-19	+33
3. at Alabama, 2/7/13	53-24	+29
4. at Alabama, 2/22/16	58-31	+28
vs. Hampton, 12/17/14	48-21	+27

Offensive	Off. Rebs
1. vs. Elon, 11/9/12	29
2. vs. College of Charleston, 11/23/11	27
3. vs. Kansas, 3/25/13	26
at Florida, 1/20/13	26
5. vs. Savannah State, 11/15/12	25
vs. Penn State, 11/20/11	25
at Penn State, 11/21/10	25

Turnovers

Fewest	TOs
1. at Tennessee, 2/2/12	4
2. vs. UNC Asheville, 3/17/17	5
vs. Vanderbilt, 2/16/17	5
vs. CSU Bakersfield, 11/28/15	5
at Clemson, 11/18/15	5
vs. Syracuse, 11/28/14	5
vs. Tennessee, 2/23/15	5
vs. Missouri, 2/28/13	5
vs. Georgia, 3/2/12	5
vs. Ole Miss, 3/3/11	5

Most	TOs
1. at Wake Forest, 12/3/08	32
2. at Ole Miss, 2/25/16	29
vs. Hampton, 11/22/12	29
vs. Kentucky, 1/15/12	29
4. at Kentucky, 1/13/11	28

Assists

1. vs. Minnesota, 12/11/16	29
2. vs. NC Central, 12/1/14	26
3. vs. Winthrop, 12/13/15	25
vs. UNCG, 11/15/15	25
vs. San Diego State, 11/23/14	25
vs. Clemson, 11/20/14	25
vs. Alabama, 1/19/14	25
vs. Charleston Southern, 11/8/13	25

Steals

1. vs. <i>Alabama State, 11/10/17</i>	21
vs. NC Central, 12/1/14	21
vs. Furman, 12/11/11	21
4. vs. San Diego State, 11/23/14	18
5. vs. Saint Peter's, 11/22/16	17
vs. Charleston Southern, 11/8/13	17

Blocked Shots

1. vs. Winthrop, 12/13/15	16
2. vs. Arkansas, 3/6/15	15
3. at Mississippi State, 2/6/14	14
vs. Kentucky, 1/9/14	14
5. at Temple, 12/21/17	13



Dawn Staley

Head Coach

10th Season at South Carolina Virginia, 1992

When three-time Olympic gold medalist Dawn Staley took the reins of the University of South Carolina women's basketball program on May 10, 2008, the Gamecocks' stature immediately rose not just in the Southeastern Conference but on the national stage as well. Nine seasons later, Staley delivered on those expectations with the program's first NCAA National Championship in 2017. South Carolina has the fifth-longest streak of appearances in the Associated Press Top 25, hitting the 100-week mark on Dec. 25, 2017, and the Gamecocks boast six straight 25-win seasons, which include four SEC regular-season championships, three SEC Tournament titles, two NCAA Final Four appearances and three other Sweet 16 seasons, the program's first ever No. 1 national ranking and a school-record 34 wins in 2014-15. Staley's success has united every demographic in the state of South Carolina as the Gamecocks' fan base tripled over a span of three seasons, and three times led the nation in home attendance.

While her coaching career is blossoming, Staley is still recognized for her body of work as a one of the most decorated participants in United States women's basketball history. The Naismith Memorial Basketball Hall of Fame solidified her legacy with her enshrinement as part of the Class of 2013. The Phoenix Club of Philadelphia established the Dawn Staley Award recognizing the nation's top guard in women's Division I basketball in 2013 as well. Staley was inducted into the Women's Basketball Hall of Fame as part of the Class of 2012 and was one of the final nominees for induction to the U.S. Olympic Hall of Fame the same year. In the summer of 2011, the WNBA recognized her as one of the league's "Top 15," honoring the most influential players in the league's history.

In her 18th season as a head coach, Staley has amassed a 404-161 (.715) record, including her 232-81 (.741) slate in her 10th season at South Carolina. She has led her teams to eight 25-win seasons, a total of 13 postseason appearances and 76 weeks in the Associated Press top 10, including 12 in the No. 1 spot. Also a force in USA Basketball, she was named the U.S. Women's National Team head coach for 2017-20 after leading three other U.S. teams to gold medals – 2015 FIBA U19 World Cup, 2014 FIBA U18 Americas Cup, 2007 Pan Am Games – and serving as an assistant on the Senior National Team 2006-08 and again 2014-16, during which the U.S. claimed gold in the 2014 FIBA World Cup and the 2008 and 2016 Olympic Games.

At the helm of the Gamecocks over the last 10 seasons, Staley has been named National Coach of the Year, a Naismith National Coach of the Year Finalist three times, SEC Coach of the Year three times and BCA Female Coach of the Year. She became the fastest coach to 200 wins in program history, needing just 277 games at South Carolina to do it.

Under Staley's leadership, four Gamecocks have collected eight All-America selections, two have picked up four SEC Player of the Year honors, two have earned SEC Defensive Player of the Year recognition, one has been the SEC 6th Player of the Year and three were named SEC Freshman of the Year. She has coached 10 Gamecocks who earned All-SEC honors 21 times, including 11 first-team selections, and five Gamecocks have been selected in the WNBA Draft, including Alaina Coates who, as the No. 2 pick in 2017, became the highest pick in program history, and three others who earned WNBA All-Rookie Team honors.

On Staley's watch, the Gamecocks are enjoying the most sustained success in program history. After posting back-to-back 25-win seasons in 2011-12 and 2012-13 for the first time in more than 30 years, the 2014-15 team broke the school record with 34 wins. South Carolina won more SEC games than the season before in each of Staley's first seven seasons, culminating in the 2015-16 team recording just the second 16-0 conference record in league history. Staley's 97 SEC wins are more than any other Gamecock coach, accounting for 60.2 percent of the program's total 161 wins over its 26 seasons in the league. She has delivered the only SEC championships in program history, lifting that trophy four times in as many seasons, and she has helped the Gamecocks to six of the program's seven top-four finishes in the SEC. Off the court, Staley's Gamecocks have been active in the community and thriving in the classroom. Every student-athlete who completed her eligibility under Staley at South Carolina has graduated or is on track to graduate, and the team GPA has been over 3.0 for seven of the last eight semesters.

Year-by-Year Coaching Record

Year	School	Record	Conf. Rec.	Conf. Finish	Postseason
2000-01	Temple	19-11	11-5	2nd East	WNIT
2001-02	Temple	20-11	12-4	2nd East	A-10 Tourn. Champ./NCAA 1st Round
2002-03	Temple	14-15	9-7	2nd East	
2003-04	Temple	21-10	14-2	1st East	A-10 Tourn. Champ./NCAA 1st Round
2004-05	Temple	28-4	16-0	1st East*	A-10 Tourn. Champ./NCAA 2nd Round
2005-06	Temple	24-8	12-4	3rd	A-10 Tourn. Champ./NCAA 1st Round
2006-07	Temple	25-8	13-1	2nd	NCAA 2nd Round
2007-08	Temple	21-13	12-2	T-1st	NCAA 1st Round
2008-09	South Carolina	10-18	2-12	11th	
2009-10	South Carolina	14-15	7-9	T-7th	
2010-11	South Carolina	18-15	8-8	T-5th	WNIT 2nd Round
2011-12	South Carolina	25-10	10-6	T-4th	NCAA Sweet 16
2012-13	South Carolina	25-8	11-5	T-4th	NCAA 2nd Round
2013-14	South Carolina	29-5	14-2	1st	NCAA Sweet 16
2014-15	South Carolina	34-3	15-1	T-1st	SEC Tourn. Champ./NCAA Final Four
2015-16	South Carolina	33-2	16-0	1st	SEC Tourn. Champ./NCAA Sweet 16
2016-17	South Carolina	33-4	14-2	1st	SEC Tourn. Champ./NCAA Champ
2017-18	South Carolina	11-1	0-0		
Career	18th season	404-161	196-70		
At SC	10th season	232-81	97-45		

Coaching Highlights

College

- 12 NCAA Tournament Appearances (6 at South Carolina)
- NCAA National Champion (2017)
- 12 20-Win Seasons (6 at South Carolina)
- 5 Regular-Season Conference Titles (SEC 2014, 2015, 2016, 2017; A-10 2008)
- 7 Conference Tournament Titles (SEC 2015, 2016, 2017; A-10 2002, 2004, 2005, 2006)
- 3-time Naismith National Coach of the Year Finalist (2014, 2015, 2016)
- Basketball Times National Coach of the Year (2014)
- 4-time WBCA Region Coach of the Year (Region 3 2014, 2015, 2016; Region 1 2005)
- Five-time Conference Coach of the Year (SEC 2014, 2015, 2016; A-10 2004, 2005)
- Winningest head coach at both Temple and South Carolina

USA Basketball

- Senior National Team Head Coach (2017-20)
- Senior National Team Asst. Coach (2006-08, 2014-16) – Rio Olympics gold medal (2016), FIBA World Championship gold medal (2014), Beijing Olympics gold medal (2008), FIBA Americas Championship gold medal (2007), FIBA World Championship bronze medal (2006)
- U19 National Team Head Coach – FIBA U19 World Championship gold medal (2015)
- U18 National Team Head Coach – FIBA U18 Americas Championship gold medal (2014)
- Pan Am Games Head Coach – Gold medal (2007)

Playing Highlights

U.S. Professional – 11 seasons

- Five-time WNBA All-Star (2001, 2002, 2003, 2005, 2006)
- Two-time ABL All-Star (1997, 1998)
- WNBA All-Decade Team

USA Basketball

- Olympic gold medalist (1996, 2000, 2004)
- Flag bearer for U.S. in Olympic Games Opening Ceremony (2004)
- Two-time USA Basketball Female Athlete of the Year (1994, 2004)

College – Virginia (1989-92)

- Kodak All-America (1990, 1991, 1992)
- Honda-Broderick Cup Award for Collegiate Female Athlete of the Year (1991)
- Two-time ACC Player of the Year (1991, 1992)
- NCAA Tournament MOP (1991)

Other Notables

- Naismith Memorial Basketball Hall of Fame, Class of 2013
- Order of the Palmetto Recipient (2013)
- Women's Basketball Hall of Fame, Class of 2012



Official Basketball Box Score - Game Totals - Final Statistics
Alabama State vs #4/2 South Carolina
11/10/17 7 p.m. at Columbia, S.C./Colonial Life Arena



Alabama State 31 • 0-1

#	Player	Total		3-Ptr		Rebounds		PF	TP	A	TO	Blk	Stl	Min	
		FG-FGA	FT-FTA	FG-FGA	FT-FTA	Off	Def								Tot
22	Stephens, Kayla	f	1-7	0-0	1-2	1	1	2	5	3	0	2	0	1	19
04	Calhoun, Tatyana	c	0-0	0-0	0-0	0	2	2	5	0	0	0	0	4	
52	Pye, Kenya	g	1-3	0-1	0-0	0	1	1	0	2	0	2	0	17	
11	Smith, Shamyiah	g	1-2	0-0	0-0	0	0	0	2	2	8	5	0	22	
25	Hunt, Amber	g	3-9	2-5	0-2	2	1	3	1	8	3	0	0	29	
05	Nelson, Aliyah	g	2-4	0-0	0-0	1	2	3	4	0	2	0	0	22	
10	Lee, Courtney	g	0-4	0-0	2-4	0	0	0	0	2	1	7	1	18	
12	Milner, Mya	g	0-5	0-1	2-4	0	0	0	5	2	0	1	0	11	
21	Sapp, Nia	g	1-7	0-1	1-1	0	1	1	0	3	0	3	0	12	
23	Gipson, Arleatha	g	1-5	1-1	0-2	2	2	4	2	3	0	2	0	25	
34	Harvey, Victoria	g	1-8	0-0	0-0	6	3	9	4	2	0	1	1	21	
Team						5	1	6			1				
Totals			11-54	3-9	6-15	17	14	31	27	31	9	29	2	3	200

1st FG %:	3-14	21.4%	2nd:	2-13	15.4%	3rd:	5-13	38.5%	4th:	1-14	7.1%	Game:	11-54	20.4%	Deadball	
3FG %:	1-1	100.0%	1-2	50.0%	1-5	20.0%	0-1	0.0%	3-9	33.3%						
FT %:	2-3	66.7%	0-0	0.0%	2-4	50.0%	2-8	25.0%	6-15	40.0%						

#4/2 South Carolina 99 • 1-0

#	Player	Total		3-Ptr		Rebounds		PF	TP	A	TO	Blk	Stl	Min	
		FG-FGA	FT-FTA	FG-FGA	FT-FTA	Off	Def								Tot
22	WILSON, A'ja	f	5-9	0-0	6-6	4	6	10	0	16	2	1	3	0	14
03	JENNINGS, Alexis	f	3-7	0-1	1-1	5	4	9	0	7	1	0	2	3	15
04	CLINEY, Doniyah	g	5-8	1-3	4-4	2	2	4	2	15	2	0	0	5	29
11	SPANN, Lindsey	g	6-9	3-5	1-1	0	0	0	0	16	3	1	0	22	
52	HARRIS, Tyasha	g	4-7	1-4	0-0	0	0	0	0	9	4	1	0	3	20
00	PATRICK, Victoria	g	1-5	0-3	0-0	0	0	0	2	2	1	0	0	1	21
10	JACKSON, Bianca	g	4-10	0-3	0-0	2	4	6	3	8	3	1	2	2	28
21	HERBERT HARRIGAN,	g	7-10	0-0	4-5	2	4	6	1	18	0	2	1	2	21
23	WILLIAMS, LaDazhia	g	1-5	0-0	0-4	4	1	5	2	2	0	1	2	0	14
24	GRISSETT, LeLe	g	1-2	0-0	4-7	2	3	5	4	6	0	3	0	4	16
Team						2	1	3			2				
Totals			37-72	5-19	20-28	23	25	48	14	99	16	10	10	21	200

1st FG %:	9-18	50.0%	2nd:	11-16	68.8%	3rd:	8-17	47.1%	4th:	9-21	42.9%	Game:	37-72	51.4%	Deadball	
3FG %:	2-7	28.6%	1-1	100.0%	2-6	33.3%	0-5	0.0%	5-19	26.3%						
FT %:	9-11	81.8%	4-6	66.7%	7-9	77.8%	0-2	0.0%	20-28	71.4%						

Officials: Kevin Pethel, Bonnie Pettus, Kimberly Thebo
Technical fouls: Alabama State-None. #4/2 South Carolina-None.
Attendance: 13723

Score by periods	1st	2nd	3rd	4th	Total
Alabama State	9	5	13	4	31
#4/2 South Carolina	29	27	25	18	99

Last FG - ALST 4th-02:42, SC 4th-00:51.
Largest lead - ALST by 1 1st-08:59, SC by 68 4th-03:10.
ALST led for 00:30. SC led for 39:25. Game was tied for 00:05.

Points	In	Off	2nd	Fast	Bench
ALST	Paint	T/O	Chance	Break	
SC	56	46	28	27	36

Score tied - 0 times.
Lead changed - 2 times.



Official Basketball Box Score - Game Totals - Final Statistics
#4/2 South Carolina vs Clemson
11/16/17 7 p.m. at Clemson, S.C. (Littlejohn Coliseum)



#4/2 South Carolina 66 • 3-0

#	Player	Total		3-Ptr		Rebounds		PF	TP	A	TO	Blk	Stl	Min	
		FG-FGA	FT-FTA	FG-FGA	FT-FTA	Off	Def								Tot
22	WILSON, A'ja	f	8-14	0-0	3-4	2	9	11	2	19	1	2	3	0	26
35	JENNINGS, Alexis	f	1-3	0-0	0-2	0	4	4	1	2	1	1	0	1	18
04	CLINEY, Doniyah	g	2-6	1-3	0-0	2	3	5	1	5	1	1	0	22	
11	SPANN, Lindsey	g	7-9	6-7	0-0	0	0	0	0	20	2	2	0	24	
52	HARRIS, Tyasha	g	0-5	0-1	1-2	1	2	3	1	1	4	3	0	0	23
00	PATRICK, Victoria	g	0-3	0-2	0-0	1	1	2	1	0	1	0	0	0	13
10	JACKSON, Bianca	g	0-3	0-1	1-2	1	1	2	4	1	7	0	0	1	26
21	HERBERT HARRIGAN,	g	3-9	0-0	1-5	0	5	5	3	7	0	0	2	1	25
23	WILLIAMS, LaDazhia	g	0-3	0-1	1-2	2	1	3	1	1	0	1	0	0	8
24	GRISSETT, LeLe	g	5-8	0-0	0-0	5	3	8	3	10	1	1	0	0	15
Team						3	3	6							
Totals			26-63	7-15	7-17	17	32	49	18	66	18	11	5	6	200

1st FG %:	9-19	47.4%	2nd:	5-14	35.7%	3rd:	9-16	56.3%	4th:	3-14	21.4%	Game:	26-63	41.3%	Deadball	
3FG %:	4-7	57.1%	1-3	33.3%	2-3	66.7%	0-2	0.0%	7-15	46.7%						
FT %:	1-3	33.3%	3-6	50.0%	2-4	50.0%	1-4	25.0%	7-17	41.2%						

Clemson 36 • 2-1

#	Player	Total		3-Ptr		Rebounds		PF	TP	A	TO	Blk	Stl	Min	
		FG-FGA	FT-FTA	FG-FGA	FT-FTA	Off	Def								Tot
24	Ivy Atkism	f	0-3	0-0	0-0	1	1	2	0	0	0	0	1	0	16
44	Kobi Thornton	f	4-11	0-0	0-2	1	9	10	3	8	0	4	3	1	27
01	Destiny Thomas	g	1-6	0-2	0-0	1	3	4	2	2	0	1	0	1	12
05	Danielle Edwards	g	1-4	0-1	2-2	0	0	0	2	4	2	2	0	0	25
10	Fran. Tagliapietra	g	0-5	0-1	0-0	2	0	2	1	0	1	3	0	0	17
02	Janise Strover	g	1-3	0-0	1-2	3	1	4	4	3	1	1	0	1	9
11	Siana Fields	g	1-2	1-1	0-0	0	1	1	0	3	1	0	0	0	7
15	Jaia Alexander	g	0-6	0-0	2-4	0	2	2	1	2	1	1	0	0	20
20	Sirah Diarra	g	1-1	1-1	0-0	0	0	0	0	3	0	0	0	0	4
22	Keniece Purvis	g	0-1	0-0	0-0	0	1	1	1	0	2	0	0	0	4
32	Chyna Cotton	g	0-1	0-0	0-2	0	1	1	0	0	1	0	1	1	13
33	Alexis Carter	g	2-5	0-0	0-0	0	1	1	1	4	0	2	0	0	22
55	Tylar Bennett	g	2-4	0-0	3-7	1	4	5	2	7	0	0	3	1	24
Team						3	0	3			2				
Totals			13-52	2-6	8-19	12	24	36	18	36	8	17	7	5	200

1st FG %:	3-15	20.0%	2nd:	2-13	15.4%	3rd:	4-12	33.3%	4th:	4-12	33.3%	Game:	13-52	25.0%	Deadball	
3FG %:	0-2	0.0%	0-0	0.0%	0-2	0.0%	2-2	100.0%	2-6	33.3%						
FT %:	1-4	25.0%	0-0	0.0%	4-6	66.7%	3-9	33.3%	8-19	42.1%						

Officials: Erika Camaroto, Karen Preato, Luis Gonzales
Technical fouls: #4/2 South Carolina-None. Clemson-None.
Attendance: 1589

Score by periods	1st	2nd	3rd	4th	Total
#4/2 South Carolina	23	14	22	7	66
Clemson	7	4	12	13	36

Last FG - SC 4th-00:36, CU 4th-00:20.
Largest lead - SC by 38 4th-09:35, CU by 2 1st-07:38.
SC led for 38:11. CU led for 01:02. Game was tied for 00:47.

Points	In	Off	2nd	Fast	Bench
SC	Paint	T/O	Chance	Break	
CU	32	21	11	4	19

Score tied - 1 time.
Lead changed - 2 times.



Official Basketball Box Score - Game Totals - Final Statistics
South Carolina vs #15/13 Maryland
11/13/17 7:00 p.m. at College Park, Md. (XFINITY Center)



South Carolina 94 • 2-0

#	Player	Total		3-Ptr		Rebounds		PF	TP	A	TO	Blk	Stl	Min	
		FG-FGA	FT-FTA	FG-FGA	FT-FTA	Off	Def								Tot
22	WILSON, A'ja	f	10-19	0-0	12-18	8	4	12	2	32	3	5	4	0	36
35	JENNINGS, Alexis	f	5-8	0-1	2-2	4	9	13	1	12	0	0	1	2	27
04	CLINEY, Doniyah	g	2-8	1-5	1-4	1	2	3	3	6	4	2	0	1	32
11	SPANN, Lindsey	g	5-9	3-7	2-2	0	5	5	3	15	2	0	1	1	32
52	HARRIS, Tyasha	g	5-14	3-6	7-7										



Official Basketball Box Score -- Game Totals -- Final Statistics
Rutgers vs #3/2 South Carolina
 11/24/17 1:30pm at Germain Arena (Fort Myers, Fla.)



Rutgers 68 • 4-1

#	Player	Total		3-Ptr		Rebounds		PF	TP	A	TO	Blk	Stl	Min
		FG	FGA	FG	FGA	FT	FTA							
03	Tyler Scaife	* 9-21	0-0	2-3	1	2	3	2	20	0	3	0	1	32
10	Kathleen Fitzpatrick	* 0-0	0-0	0-0	0	0	0	0	0	0	0	0	0	5
12	Khadaizha Sanders	* 1-3	0-0	1-1	0	0	0	3	3	2	2	0	1	15
35	Stasha Carey	* 3-4	2-3	0-0	0	1	1	2	8	0	3	0	0	20
40	Victoria Harris	* 0-2	0-1	0-0	2	3	5	4	0	0	0	0	0	11
01	Jazlynd Rollins	5-9	0-3	0-0	0	1	1	1	10	4	1	0	3	30
04	Kate Hill	0-0	0-0	0-0	0	0	0	0	0	1	0	0	0	4
05	Ciani Cryor	2-6	2-4	0-0	0	1	1	2	6	4	5	0	0	27
11	Nigia Greene	0-2	0-2	0-0	0	0	0	1	0	0	1	0	0	3
13	Mael Gilles	0-2	0-0	0-0	2	0	2	1	0	0	0	0	1	8
15	Caitlin Jenkins	4-8	0-0	0-0	4	4	8	3	8	0	0	3	0	18
31	Tekia Mack	2-4	1-2	8-9	1	4	5	3	13	2	3	1	4	23
32	Desiree Keeling	0-1	0-0	0-0	0	0	0	0	0	0	1	0	0	1
44	Jordan Wallace	0-0	0-0	0-0	0	0	0	0	0	0	0	0	0	3
Team					1	2	3							
Totals		26-62	5-15	11-13	11	18	29	22	68	12	20	4	10	200

1st - FG %:	5-14	35.7%	2nd:	5-18	27.8%	3rd:	7-12	58.3%	4th:	9-18	50.0%	Game:	26-62	41.9%	Deadball	
3FG %:	0-2	0.0%	1-6	16.7%	2-2	100.0%	2-5	40.0%	0-3	0.0%	2-2	100.0%	5-14	35.7%	Rebounds	
FT %:	3-5	60.0%	2-2	100.0%	3-3	100.0%	3-3	100.0%	11-13	84.6%			19-26	73.1%		3

#3/2 South Carolina 78 • 5-0

#	Player	Total		3-Ptr		Rebounds		PF	TP	A	TO	Blk	Stl	Min
		FG	FGA	FG	FGA	FT	FTA							
22	WILSON, A'ja	f 9-15	0-0	15-17	1	9	10	2	33	3	2	5	1	34
35	JENNINGS, Alexis	f 2-2	0-0	2-2	1	3	4	2	6	1	2	0	1	22
04	CLINEY, Doniyah	f 4-5	0-1	0-0	0	1	1	4	8	1	2	0	0	24
10	SPANN, Lindsey	g 6-10	3-5	2-2	0	3	3	0	17	1	3	0	1	37
52	HARRIS, Tyasha	g 3-8	0-1	3-4	1	3	4	1	9	4	5	0	4	36
00	PATRICK, Victoria	0-0	0-0	0-0	0	0	0	0	0	0	0	0	0	2
10	JACKSON, Bianca	1-3	1-2	0-0	0	2	2	3	3	2	1	0	2	26
21	HERBERT HARRIGAN,	1-3	0-0	0-0	2	0	2	2	2	2	0	0	2	11
23	WILLIAMS, LaDazhia	0-1	0-0	0-0	0	0	0	0	0	1	0	0	0	3
24	GRISSETT, LeLe	0-1	0-0	0-0	0	2	2	2	0	2	0	1	1	5
Team					1	3	4							
Totals		26-48	4-9	22-25	6	26	32	16	78	14	18	5	12	200

1st - FG %:	6-11	54.5%	2nd:	6-13	46.2%	3rd:	5-10	50.0%	4th:	9-14	64.3%	Game:	26-48	54.2%	Deadball	
3FG %:	0-1	0.0%	1-2	50.0%	2-3	66.7%	1-3	33.3%	0-4	0.0%	2-3	66.7%	5-15	33.3%	Rebounds	
FT %:	6-8	75.0%	2-2	100.0%	7-8	87.5%	7-7	100.0%	22-25	88.0%			17-24	70.8%		2

Officials: Brian Garland, Kevin Pethel, Dawn Marsh
 Technical fouls: Rutgers-None. #3/2 South Carolina-None.
 Attendance: 1207

Score by periods	1st	2nd	3rd	4th	Total
Rutgers	13	13	19	23	68
#3/2 South Carolina	18	15	19	26	78

Points	In	Off	2nd	Fast	
Rutgers	28	13	11	15	37
#3/2 South Carolina	36	13	9	14	5

Last FG - RU 4th-00:31, SC 4th-00:26.
 Largest lead - RU by 6 1st-05:36, SC by 11 2nd-08:41.
 RU led for 03:53. SC led for 33:13. Game was tied for 02:54.
 Score tied - 2 times.
 Lead changed - 6 times.

Official Basketball Box Score -- Game Totals -- Final Statistics
#6/6 Notre Dame vs South Carolina
 11/26/17 7:00pm at Germain Arena (Fort Myers, Fla.)

#6/6 Notre Dame 92 • 6-0

#	Player	Total		3-Ptr		Rebounds		PF	TP	A	TO	Blk	Stl	Min
		FG	FGA	FG	FGA	FT	FTA							
01	Lili Thompson	* 2-5	1-1	1-2	0	2	2	2	6	5	4	1	2	30
03	Marina Mabrey	* 5-10	2-4	0-0	1	2	3	1	12	2	1	0	1	26
05	Jackie Young	* 8-16	0-0	6-8	2	8	10	3	22	4	1	0	1	37
23	Jessica Shepard	* 5-7	0-0	0-0	1	4	5	4	10	2	2	0	0	36
24	Arica Ogunbowale	* 8-17	1-2	6-8	3	4	7	2	23	5	1	0	2	35
02	Kaitlin Cole	0-0	0-0	0-0	0	0	0	0	0	0	1	0	0	0
21	Kristina Nelson	4-5	0-0	0-0	1	0	1	3	8	1	3	1	0	12
30	Mikayla Vaughn	1-1	0-0	0-0	0	1	1	0	2	0	0	0	0	3
33	Kathryn Westfeld	4-6	1-2	0-0	3	1	4	3	9	0	0	0	0	21
Team					1	1	2							
Totals		37-67	5-9	13-18	12	23	35	18	92	19	13	2	6	200

1st - FG %:	8-18	44.4%	2nd:	10-15	66.7%	3rd:	10-21	47.6%	4th:	9-13	69.2%	Game:	37-67	55.2%	Deadball	
3FG %:	2-5	40.0%	1-1	100.0%	1-2	50.0%	1-1	100.0%	5-9	55.6%			13-18	72.2%	Rebounds	
FT %:	0-0	0.0%	2-2	100.0%	4-4	100.0%	7-12	58.3%	13-18	72.2%						3

South Carolina 85 • 6-1

#	Player	Total		3-Ptr		Rebounds		PF	TP	A	TO	Blk	Stl	Min
		FG	FGA	FG	FGA	FT	FTA							
22	WILSON, A'ja	f 12-20	0-0	10-13	3	6	9	2	34	5	4	3	3	39
35	JENNINGS, Alexis	f 5-8	0-1	2-4	3	3	6	2	12	0	3	1	0	25
04	CLINEY, Doniyah	g 4-4	2-2	2-2	1	4	5	4	12	3	4	0	0	33
11	SPANN, Lindsey	g 3-14	3-11	1-2	0	0	2	2	10	3	0	0	0	39
52	HARRIS, Tyasha	g 3-8	1-5	0-0	0	2	2	5	7	5	2	0	4	35
10	JACKSON, Bianca	2-2	0-0	0-0	0	2	2	2	4	2	1	0	0	13
21	HERBERT HARRIGAN,	1-4	0-0	0-0	0	1	1	1	2	0	2	1	0	8
24	GRISSETT, LeLe	2-5	0-0	0-0	1	1	2	1	4	0	0	1	1	8
Team					5	1	6							
Totals		32-65	6-19	15-21	13	20	33	19	85	18	16	6	8	200

1st - FG %:	11-19	57.9%	2nd:	3-12	25.0%	3rd:	4-13	30.8%	4th:	14-21	66.7%	Game:	32-65	49.2%	Deadball	
3FG %:	4-8	50.0%	1-3	33.3%	1-6	16.7%	0-2	0.0%	6-9	31.6%			15-21	71.4%	Rebounds	
FT %:	2-4	50.0%	3-4	75.0%	8-11	72.7%	2-2	100.0%								3

Officials: Sue Blach, Mark Zentz, Michael McConnell
 Technical fouls: #6/6 Notre Dame-None. South Carolina-None.
 Attendance: 1707

Score by periods	1st	2nd	3rd	4th	Total
#6/6 Notre Dame	18	23	25	26	92
South Carolina	28	10	17	30	85

Points	In	Off	2nd	Fast	
ND	58	20	19	8	19
SC	42	13	13	10	10

Last FG - ND 4th-01:51, SC 4th-00:20.
 Largest lead - ND by 19 4th-06:34, SC by 12 2nd-08:53.
 ND led for 21:42. SC led for 17:22. Game was tied for 00:44.
 Score tied - 2 times.
 Lead changed - 3 times.



Official Basketball Box Score -- Game Totals -- Final Statistics
#3/2 South Carolina vs St. John's
 11/25/17 5:00pm at Germain Arena (Fort Myers, Fla.)



#3/2 South Carolina 76 • 6-0

#	Player	Total		3-Ptr		Rebounds		PF	TP	A	TO	Blk	Stl	Min
		FG	FGA	FG	FGA	FT	FTA							
04	CLINEY, Doniyah	* 2-6	0-2	1-2	0	4	4	3	5	5	3	0	1	33
11	SPANN, Lindsey	* 2-3	1-1	0-0	0	0	0	4	5	1	2	0	0	20
22	WILSON, A'ja	* 5-7	1-1	6-8	1	16	17	3	17	2	4	3	0	28
35	JENNINGS, Alexis	* 10-15	0-1	5-6	2	2	4	2	25	1	1	0	0	31
52	HARRIS, Tyasha	* 3-10	1-5	1-2	0	2	2	4	8	3	4	1	1	36
00	PATRICK, Victoria	0-0	0-0	0-0	0	0	0	0	0	0	0	0	0	3
10	JACKSON, Bianca	2-4	2-3	2-2	1	2	3	2	8	1	0	0	0	21
21	HERBERT HARRIGAN,	2-3	0-1	0-0	0	3	4	4	4	1	2	0	0	20
23	WILLIAMS, LaDazhia	0-0	0-0	1-2	0	0	0	2	1	0	1	0	0	2
24														



Official Basketball Box Score - Game Totals - Final Statistics
#14/16 Duke vs #5/6 South Carolina
 12/03/17 12 p.m. at Columbia, S.C./Colonial Life Arena



#14/16 Duke 52 • 6-2

#	Player	Total		3-Ptr		Rebounds			PF	TP	A	TO	Blk	Stl	Min
		FG-FGA	FT-FTA	FG-FGA	FT-FTA	Off	Def	Tot							
05	Leaonna Odom	f	3-11	0-0	0-0	0	1	1	3	6	1	2	3	2	34
35	Erin Mathias	f	7-9	0-0	2-2	2	4	6	5	16	1	2	2	0	29
04	Lexie Brown	g	5-14	1-4	2-2	0	1	1	1	13	4	0	0	3	34
12	Mikayla Boykin	g	0-4	0-2	1-2	0	2	2	0	1	4	2	0	0	17
23	Rebecca Greenwell	g	3-8	0-2	2-2	2	4	6	0	8	2	2	1	2	38
02	Haley Gorecki	g	0-2	0-1	0-0	0	2	2	1	0	2	4	0	0	13
14	Faith Suggs	g	0-0	0-0	0-0	0	0	0	1	0	0	0	0	0	7
21	Bego Faz Davalos	g	3-5	0-0	0-0	0	1	1	1	6	0	1	0	2	9
25	Jade Williams	g	1-1	0-0	0-2	2	0	2	3	2	0	0	0	0	3
32	Jayda Adams	g	0-1	0-0	0-0	0	0	0	0	0	0	0	0	0	4
44	Madison Treece	g	0-3	0-1	0-0	0	1	1	3	0	0	0	0	0	12
Team						4	0	4							
Totals			22-58	1-10	7-10	10	16	26	18	52	14	13	6	9	200

1st-FG %: 6-13 46.2% 2nd: 5-11 45.5% 3rd: 5-18 27.8% 4th: 6-16 37.5% Game: 22-58 37.9% Deadball Rebounds 3,2
 3FG %: 1-4 25.0% 0-1 0.0% 0-3 0.0% 0-2 0.0% 1-10 10.0%
 FT %: 0-0 0.0% 4-4 100.0% 0-0 0.0% 3-6 50.0% 7-10 70.0%

#5/6 South Carolina 72 • 8-1

#	Player	Total		3-Ptr		Rebounds			PF	TP	A	TO	Blk	Stl	Min
		FG-FGA	FT-FTA	FG-FGA	FT-FTA	Off	Def	Tot							
22	WILSON, A'ja	f	8-16	0-0	2-5	3	8	11	1	18	1	1	0	2	29
35	JENNINGS, Alexis	f	9-15	0-0	3-8	8	2	10	3	21	2	3	1	2	33
04	CLINEY, Doniyah	g	3-8	0-2	0-0	1	3	4	1	6	5	1	1	1	37
10	JACKSON, Bianca	g	2-5	0-1	0-0	2	2	4	1	4	1	3	0	0	34
52	HARRIS, Tyasha	g	4-8	0-2	0-0	0	5	5	0	8	5	2	0	2	34
00	PATRICK, Victoria	g	1-4	1-3	0-0	0	0	0	2	3	1	0	0	0	14
21	HERBERT HARRIGAN,	g	3-4	0-0	2-2	0	1	1	0	8	1	1	1	0	14
23	WILLIAMS, LaDazhia	g	0-1	0-0	0-0	0	0	0	0	0	0	0	0	0	1
24	GRISSETT, LeLe	g	2-2	0-0	0-0	0	0	0	1	4	0	0	0	0	4
Team			32-63	1-8	7-15	1	4	5			1				200
Totals			26-63	1-10	16-25	15	25	40	9	72	16	12	3	7	200

1st-FG %: 8-15 53.3% 2nd: 9-18 50.0% 3rd: 8-17 47.1% 4th: 7-13 53.8% Game: 32-63 50.8% Deadball Rebounds 6,1
 3FG %: 0-2 0.0% 1-3 33.3% 0-2 0.0% 0-1 0.0% 1-8 12.5%
 FT %: 2-2 100.0% 1-4 25.0% 1-3 33.3% 3-6 50.0% 7-15 46.7%

Officials: Mark Zentz, Cameron Inouye, Denise Brooks
 Technical fouls: #14/16 Duke-None. #5/6 South Carolina-None.
 Attendance: 13054

Score by periods	1st	2nd	3rd	4th	Total
#14/16 Duke	13	14	10	15	52
#5/6 South Carolina	18	20	17	17	72

Points	In	Off	2nd	Fast	Bench
DU	32	9	8	8	8
SC	54	19	17	10	15

Last FG - DU 4th-00:43, SC 4th-01:33.
 Largest lead - DU by 3 1st-09:30, SC by 22 4th-03:07.
 DU led for 03:27, SC led for 36:03. Game was tied for 00:30.

Score tied - 1 time.
 Lead changed - 1 time.



Official Basketball Box Score - Game Totals - Final Statistics
Coll. of Charleston vs #5/6 South Carolina
 12/05/17 7 p.m. at Columbia, S.C./Colonial Life Arena



Coll. of Charleston 43 • 2-6

#	Player	Total		3-Ptr		Rebounds			PF	TP	A	TO	Blk	Stl	Min
		FG-FGA	FT-FTA	FG-FGA	FT-FTA	Off	Def	Tot							
15	Brown, Tanisha	f	2-9	0-0	2-2	4	2	6	3	6	0	8	0	1	27
21	Larson, Baileigh	c	2-4	0-0	3-4	1	3	4	3	7	0	4	0	1	17
02	Huff, Darion	g	2-8	2-4	4-4	1	4	5	2	10	1	0	0	5	32
03	Brown, Shlicasia	g	3-18	1-2	0-0	2	4	6	3	7	4	3	0	1	35
25	Ford, Deja	g	0-8	0-1	0-0	1	1	2	2	0	1	1	0	1	29
05	Dorsey, Cailin	g	0-1	0-1	0-0	0	0	1	2	0	1	0	0	0	10
10	Heath, Dee	g	0-1	0-0	1-2	0	0	0	0	1	0	0	0	0	5
11	Goodson, Bryanna	g	2-6	1-3	0-0	0	0	0	0	5	0	1	0	0	13
20	Sullivan, Bri	g	0-2	0-0	0-0	0	3	3	2	0	0	2	0	0	12
23	Boyd, Bri	g	3-6	0-0	1-4	3	2	5	2	7	0	1	1	2	14
24	Maddox, Lexi	g	0-1	0-0	0-0	0	1	1	0	0	0	0	0	0	6
Team						1	4	5			1				
Totals			14-64	4-11	11-16	13	25	38	19	43	7	21	1	11	200

1st-FG %: 2-12 16.7% 2nd: 1-18 5.6% 3rd: 5-17 29.4% 4th: 6-17 35.3% Game: 14-64 21.9% Deadball Rebounds 2,1
 3FG %: 2-2 100.0% 0-3 0.0% 2-3 66.7% 0-3 0.0% 4-11 36.4%
 FT %: 0-0 0.0% 2-2 100.0% 5-6 83.3% 4-8 50.0% 11-16 68.8%

#5/6 South Carolina 69 • 9-1

#	Player	Total		3-Ptr		Rebounds			PF	TP	A	TO	Blk	Stl	Min
		FG-FGA	FT-FTA	FG-FGA	FT-FTA	Off	Def	Tot							
22	WILSON, A'ja	f	10-20	0-1	6-7	4	11	15	0	26	0	1	1	3	22
35	JENNINGS, Alexis	f	5-7	0-0	2-2	1	4	5	2	12	1	2	3	0	21
04	CLINEY, Doniyah	g	0-3	0-0	0-0	2	2	4	2	0	1	3	1	0	21
10	JACKSON, Bianca	g	3-8	0-2	0-0	2	8	10	3	6	3	0	0	1	33
52	HARRIS, Tyasha	g	2-7	0-3	5-6	0	4	4	0	9	7	4	1	5	38
00	PATRICK, Victoria	g	1-5	1-4	0-0	0	0	0	1	3	0	3	0	0	19
21	HERBERT HARRIGAN,	g	1-7	0-0	0-0	1	2	3	2	2	1	1	4	0	20
23	WILLIAMS, LaDazhia	g	0-1	0-0	1-2	1	1	2	4	1	1	2	0	1	12
24	GRISSETT, LeLe	g	4-5	0-0	2-8	2	4	6	0	10	3	0	0	2	14
Team						2	1	3			1				200
Totals			26-63	1-10	16-25	15	37	52	14	69	17	17	10	12	200

1st-FG %: 7-22 31.8% 2nd: 6-14 42.9% 3rd: 8-14 57.1% 4th: 6-17 38.5% Game: 26-63 41.3% Deadball Rebounds 5,3
 3FG %: 0-2 0.0% 0-3 0.0% 0-1 0.0% 1-3 33.3% 1-10 10.0%
 FT %: 5-6 83.3% 3-5 60.0% 3-4 75.0% 5-10 50.0% 16-25 64.0%

Officials: Bryan Enterline, Scott Yarbrough, Amy Bonner
 Technical fouls: Coll. of Charleston-None. #5/6 South Carolina-None.
 Attendance: 11732

Score by periods	1st	2nd	3rd	4th	Total
Coll. of Charleston	6	4	17	16	43
#5/6 South Carolina	19	15	19	16	69

Points	In	Off	2nd	Fast	Bench
COFC	12	14	6	7	13
SC	42	23	11	17	16

Last FG - COFC 4th-02:13, SC 4th-01:18.
 Largest lead - COFC by 1 1st-08:30, SC by 28 4th-08:10.
 COFC led for 00:15, SC led for 38:23. Game was tied for 01:09.

Score tied - 0 times.
 Lead changed - 2 times.



Official Basketball Box Score - Game Totals - Final Statistics
Savannah State vs #4/5 South Carolina
 12/17/17 3 p.m. at Columbia, S.C./Colonial Life Arena



Savannah State 38 • 2-7

#	Player	Total		3-Ptr		Rebounds			PF	TP	A	TO	Blk	Stl	Min
		FG-FGA	FT-FTA	FG-FGA	FT-FTA	Off	Def	Tot							
02	ALLEN,Kaylee	f	1-9	0-0	4-4	1	4	5	2	6	0	9	0	3	26
33	SOWELL,Alexxus	c	1-5	0-0	1-2	3	3	6	3	3	0	2	0	0	31
03	MOTON,Heniaya	g	0-1	0-0	2-2	0	1	1	0	2	0	2	0	1	17
04	ANDERSON,Jaqueline	g	0-4	0-2	0-0	1	1	2	2	0	2	3	0	0	30
25	SCOTT,Donasja	g	7-14	0-1	3-4	1	2	3	4	17	0	3	0	2	32
12	GRAY,Jalea	g	0-2	0-0	2-2	1	1	2	2	2	0	1	0	0	11
14	RUSSELL,Praise	g	0-1	0-0	0-0	0	0	0	1	0	0	1	0	0	13
22	FARMER,Nadia	g	0-4	0-3	0-0	0	2	2	0	0	0	0	0	0	10
32	BARTLETT,Jazmine	g	2-6	0-0	2-3	0	1	1	1	6	0	1	0	0	17
44	VANCE,Kayla	g	0-1	0-0	0-0	0	1	1	2	0	0	2	0	1	8
55	GALLISHAW,Sabree	g	1-3	0-0	0-0	2	1	3	1	2	0	1	0	0	5
Team						4	2	6			2				
Totals			12-50	0-6	14-17	13	19	32	18	38	2	27	0	7	200

1st-FG %: 6-15 40.0% 2nd: 2-11 18.2% 3rd: 1-9 11.1% 4th: 3-15 20.0% Game: 12-50 24.0% Deadball Rebounds 2
 3FG %: 0-0 0.0% 0-1 0.0% 0-5 0.0% 0-6 0.0%



2017-18 South Carolina Basketball
#4/5 South Carolina Season Schedule/Results & Leaders (as of Dec 21, 2017)
All games



RECORD:	OVERALL	HOME	AWAY	NEUTRAL
ALL GAMES	11-1	6-0	3-0	2-1
CONFERENCE	0-0	0-0	0-0	0-0
NON-CONFERENCE	11-1	6-0	3-0	2-1

Date	Opponent	Score	Att. High Points	High Rebounds
11/10/17	ALABAMA STATE	w 99-31	13723 (18)HERBERT HARRIGAN,	(10)WILSON, A'ja
11/13/17	at #15/13 Maryland	w 94-86	8677 (32)WILSON, A'ja	(13)JENNINGS, Alexis
11/16/17	at Clemson	w 66-36	1589 (20)SPANN, Lindsey	(11)WILSON, A'ja
11/19/17	WOFFORD	w 94-60	12471 (16)WILSON, A'ja	(13)WILSON, A'ja
11/24/17	@vs Rutgers	w 78-68	1207 (33)WILSON, A'ja	(10)WILSON, A'ja
11/25/17	@vs St. John's	w 76-58	1537 (25)JENNINGS, Alexis	(17)WILSON, A'ja
11/26/17	@vs #6/6 Notre Dame	85-92 L	1707 (34)WILSON, A'ja	(9)WILSON, A'ja
11/30/17	WESTERN CAROLINA	w 101-43	12020 (29)WILSON, A'ja	(8)WILLIAMS, LaDazhia
12/03/17	#14/16 DUKE	w 72-52	13054 (21)JENNINGS, Alexis	(11)WILSON, A'ja
12/05/17	COLL. OF CHARLESTON	w 69-43	11732 (26)WILSON, A'ja	(15)WILSON, A'ja
12/17/17	SAVANNAH STATE	w 99-38	13345 (26)WILSON, A'ja	(13)JENNINGS, Alexis
12/21/17	at Temple	w 87-60	3185 (28)WILSON, A'ja	(12)WILSON, A'ja

* = Conference game

@ = Gulf Coast Showcase (Estero, Fla.)

Attendance Summary	Games	Attend	Avg/Game
Home	6	76345	12724
Away	3	13451	4484
Neutral	3	4451	1484
Total	12	94247	7854



2017-18 South Carolina Basketball
#4/5 South Carolina Points-Rebounds-Assists (as of Dec 21, 2017)
All games



Opponent	Date	Score		00	04	10	11	21	22	23
				PATRICK,VI	CLINEY,DON	JACKSON,BI	SPANN,LIND	HERBERT HA	WILSON,A'J	WILLIAMS,L
ALABAMA STATE	11/10/17	99-31	w	2-0-1	15-4-2	8-6-3	16-0-3	18-6-0	16-10-2	2-5-0
at #15/13 Maryland	11/13/17	94-86	w	0-0-0	6-3-4	5-0-0	15-5-2	4-3-0	32-12-3	DNP
at Clemson	11/16/17	66-36	w	0-2-1	5-5-1	1-2-7	20-0-2	7-5-0	19-11-1	1-3-0
WOFFORD	11/19/17	94-60	w	3-1-1	10-3-2	7-3-2	12-3-8	12-7-2	16-13-1	0-0-0
vs Rutgers	11/24/17	78-68	w	0-0-0	8-1-1	3-2-2	17-3-1	2-2-2	33-10-3	0-0-0
vs St. John's	11/25/17	76-58	w	0-0-0	5-4-5	8-3-1	5-0-1	4-3-1	17-17-2	1-0-0
vs #6/6 Notre Dame	11/26/17	85-92	L	DNP	12-5-3	4-2-2	10-0-3	2-1-0	34-9-5	DNP
WESTERN CAROLINA	11/30/17	101-43	w	0-1-1	9-7-3	7-4-3	DNP	12-6-0	29-7-0	11-8-0
#14/16 DUKE	12/03/17	72-52	w	3-0-1	6-4-5	4-4-1	DNP	8-1-1	18-11-1	0-0-0
COLL. OF CHARLESTON	12/05/17	69-43	w	3-0-0	0-4-1	6-10-3	DNP	2-3-1	26-15-0	1-2-1
SAVANNAH STATE	12/17/17	99-38	w	6-0-1	4-1-0	5-5-2	DNP	21-3-0	26-3-3	5-1-0
at Temple	12/21/17	87-60	w	0-1-2	11-4-2	16-3-5	DNP	7-2-2	28-12-0	0-0-0

Opponent	Date	Score		24	35	52
				GRISSETT,L	JENNINGS,A	HARRIS,TYA
ALABAMA STATE	11/10/17	99-31	w	6-5-0	7-9-1	9-0-4
at #15/13 Maryland	11/13/17	94-86	w	0-0-1	12-13-0	20-3-9
at Clemson	11/16/17	66-36	w	10-8-1	2-4-1	1-3-4
WOFFORD	11/19/17	94-60	w	8-3-0	13-6-1	13-2-3
vs Rutgers	11/24/17	78-68	w	0-2-0	6-4-1	9-4-4
vs St. John's	11/25/17	76-58	w	3-1-0	25-4-1	8-2-3
vs #6/6 Notre Dame	11/26/17	85-92	L	4-2-0	12-6-0	7-2-5
WESTERN CAROLINA	11/30/17	101-43	w	4-0-0	19-7-1	10-2-10
#14/16 DUKE	12/03/17	72-52	w	4-0-0	21-10-2	8-5-5
COLL. OF CHARLESTON	12/05/17	69-43	w	10-6-3	12-5-1	9-4-7
SAVANNAH STATE	12/17/17	99-38	w	8-6-3	10-13-2	14-4-12
at Temple	12/21/17	87-60	w	2-3-0	10-9-0	13-4-11



2017-18 South Carolina Basketball
#4/5 South Carolina Team Game-by-Game Comparison (as of Dec 21, 2017)
All games



Opponent	1st	2nd	Score	Mar	Total FG	FG Pct	3-Pointers	3FG Pct	Free Throws	FT Pct	Rebounds	Assist	T/Over	Block	Steal	Fouls	
ALABAMA STATE	56/14	43/17	99-31	+68	37-72/11-54	.514/.204	5-19/3-9	.263/.333	20-28/6-15	.714/.400	48/31	+17	16/9	10/29	10/2	21/3	14/27
#15/13 Maryland	51/36	43/50	94-86	+8	31-67/27-63	.463/.429	8-22/7-18	.364/.389	24-33/25-29	.727/.862	41/36	+5	19/15	12/12	7/5	8/2	19/29
Clemson	37/11	29/25	66-36	+30	26-63/13-52	.413/.250	7-15/2-6	.467/.333	7-17/8-19	.412/.421	49/36	+13	18/8	11/17	5/7	6/5	18/18
WOFFORD	49/34	45/26	94-60	+34	36-65/20-64	.554/.313	6-12/6-19	.500/.316	16-26/14-15	.615/.933	48/27	+21	20/9	12/12	9/1	8/2	19/20
Rutgers	33/26	45/42	78-68	+10	26-48/26-62	.542/.419	4-9/5-15	.444/.333	22-25/11-13	.880/.846	32/29	+3	14/12	18/20	5/4	12/10	16/22
St. John's	28/16	48/42	76-58	+18	26-48/18-58	.542/.310	5-14/5-15	.357/.333	19-26/17-24	.731/.708	39/32	+7	14/11	18/12	4/1	2/6	25/22
#6/6 Notre Dame	38/41	47/51	85-92	(7)	32-65/37-67	.492/.552	6-19/5-9	.316/.556	15-21/13-18	.714/.722	33/35	(2)	18/19	16/13	6/2	8/6	19/18
WESTERN CAROLINA	56/15	45/28	101-43	+58	39-67/16-50	.582/.320	4-16/6-20	.250/.300	19-25/5-13	.760/.365	45/22	+23	18/14	12/24	4/2	16/4	13/23
#14/16 DUKE	38/27	34/25	72-52	+20	32-63/22-58	.508/.379	1-8/1-10	.125/.100	7-15/7-10	.467/.700	40/26	+14	16/14	12/13	3/6	7/9	9/18
COLL. OF CHARLESTON	34/10	35/33	69-43	+26	26-63/14-64	.413/.219	1-10/4-11	.100/.364	16-25/11-16	.640/.688	52/38	+14	17/7	17/21	10/1	12/11	14/19
SAVANNAH STATE	56/23	43/15	99-38	+61	39-67/12-50	.582/.240	5-17/0-6	.294/.000	16-23/14-17	.696/.824	38/32	+6	23/2	7/27	5/0	14/7	12/18
Temple	46/20	41/40	87-60	+27	36-67/20-75	.537/.267	8-20/8-16	.400/.500	7-15/12-16	.467/.750	47/46	+1	22/8	7/12	13/0	9/0	16/16

Note: Game totals are displayed in the format TEAM/OPPONENT for each category



2017-18 South Carolina Basketball
#4/5 South Carolina Combined Team Statistics (as of Dec 21, 2017)
All games



RECORD:	OVERALL	HOME	AWAY	NEUTRAL
ALL GAMES	11-1	6-0	3-0	2-1
CONFERENCE	0-0	0-0	0-0	0-0
NON-CONFERENCE	11-1	6-0	3-0	2-1

##	Player	gp-gs	min	avg	Total		3-Point		F-Throw		Rebounds			pf	dq	a	to	blk	stl	pts	avg			
					fg-fga	fg%	3fg-fga	3fg%	ft-fga	ft%	off	def	tot											
22	WILSON, A'ja	12-12	327	27.3	109-187	.583	3-7	.429	73-103	.709	36	94	130	10.8	18	0	21	27	38	16	294	24.5		
11	SPANN, Lindsey	7-7	202	28.9	33-60	.550	22-40	.550	7-9	.778	1	10	11	1.6	13	0	20	11	1	5	95	13.6		
35	JENNINGS, Alexis	12-12	291	24.3	61-96	.635	0-5	.000	27-39	.692	33	57	90	7.5	22	0	11	16	12	10	149	12.4		
52	HARRIS, Tyasha	12-11	375	31.3	46-105	.438	8-36	.222	21-26	.808	2	33	35	2.9	19	1	77	29	2	38	121	10.1		
21	HERBERT HARRIGAN	12-0	214	17.8	37-70	.529	1-5	.200	24-31	.774	11	31	42	3.5	26	1	9	9	16	6	99	8.3		
04	CLINEY, Doniyah	12-12	310	25.8	37-78	.474	8-28	.286	9-14	.643	16	29	45	3.8	27	0	29	21	2	18	91	7.6		
10	JACKSON, Bianca	12-5	319	26.6	28-65	.431	11-29	.379	7-8	.875	12	32	44	3.7	24	0	31	13	6	15	74	6.2		
24	GRISSETT, LeLe	12-1	138	11.5	22-40	.550	0-0	.000	15-33	.455	15	21	36	3.0	22	0	8	14	2	10	59	4.9		
23	WILLIAMS, LaDazhia	10-0	86	8.6	7-20	.350	2-3	.667	5-16	.313	10	9	19	1.9	14	0	1	6	2	2	21	2.1		
00	PATRICK, Victoria	11-0	138	12.5	6-34	.176	5-28	.179	0-0	.000	2	3	5	0.5	9	0	8	4	0	3	17	1.5		
Team											26	29	55											
Total.....		12	2400		386-755	.511	60-181	.331	188-279	.674	164	348	512	42.7	194	2	215	152	81	123	1020	85.0		
Opponents.....		12	2401		236-717	.329	52-154	.338	143-205	.698	149	241	390	32.5	250	11	128	212	31	65	667	55.6		

TEAM STATISTICS	SC	OPP	Date	Opponent	Score	Att.
SCORING	1020	667	11/10/17	ALABAMA STATE	w 99-31	13723
Points per game	85.0	55.6	11/13/17	at #15/13 Maryland	w 94-86	8677
Scoring margin	+29.4	-	11/16/17	at Clemson	w 66-36	1589
FIELD GOALS-ATT	386-755	236-717	11/19/17	WOFFORD	w 94-60	12471
Field goal pct	.511	.329	@ 11/24/17	vs Rutgers	w 78-68	1207
3 POINT FG-ATT	60-181	52-154	@ 11/25/17	vs St. John's	w 76-58	1537
3-point FG pct	.331	.338	@ 11/26/17	vs #6/6 Notre Dame	L 85-92	1707
3-pt FG made per game	5.0	4.3	11/30/17	WESTERN CAROLINA	w 101-43	12020
FREE THROWS-ATT	188-279	143-205	12/03/17	#14/16 DUKE	w 72-52	13054
Free throw pct	.674	.698	12/05/17	COLL. OF CHARLESTON	w 69-43	11732
F-Throws made per game	15.7	11.9	12/17/17	SAVANNAH STATE	w 99-38	13345
REBOUNDS	512	390	12/21/17	at Temple	w 87-60	3185
Rebounds per game	42.7	32.5	* = Conference game			
Rebounding margin	+10.2	-	@ = Gulf Coast Showcase (Estero, Fla.)			
ASSISTS	215	128				
Assists per game	17.9	10.7				
TURNOVERS	152	212				
Turnovers per game	12.7	17.7				
Turnover margin	+5.0	-				
Assist/turnover ratio	1.4	0.6				
STEALS	123	65				
Steals per game	10.3	5.4				
BLOCKS	81	31				
Blocks per game	6.8	2.6				
ATTENDANCE	76345	17902				
Home games-Avg/Game	6-12724	3-4484				
Neutral site-Avg/Game	-	3-1484				

Score by Periods	1st	2nd	3rd	4th	Totals
#4/5 South Carolina	286	236	259	239	1020
Opponents	139	134	179	215	667