



# SOUTH CAROLINA BASKETBALL

MBB CONTACT: EMILY MILES // EFEENEY@MAILBOX.SC.EDU // 803-777-7743 // @EMILYFEENEYSID

## 2015-16 SCHEDULE

OVERALL: 4-0 | SEC: 0-0

### NOVEMBER

8	Allen +	W, 71-43
14	Norfolk State %	W, 84-69
16	Oral Roberts	W, 84-66
20	vs. DePaul!	W, 76-61
21/22	vs. Hofstra!	W, 94-84
23	vs. Tulsa!	9 p.m. ET/CBSSN
27	Lipscomb	2 p.m./SECN+
30	Western Carolina	7 p.m./SECN

### DECEMBER

5	USF	4 p.m./ SECN
15	Drexel	7 p.m./SECN+
18	at Clemson ^	7 p.m./ESPN3
22	vs. St. John's &	9 p.m./CBSSN
30	Francis Marion	7 p.m./SECN+

### JANUARY

2	Memphis	6 p.m./ESPNU
5	at Auburn*	7 p.m./ SECN
9	Vanderbilt*	3 p.m./ESPNU
13	at Alabama*	9 p.m./ SECN
16	Missouri*	1 p.m./ SECN
19	at Ole Miss*	7 p.m./ SECN
23	at Tennessee*	Noon/ SECN
26	Mississippi State*	7 p.m./ SECN
30	Alabama*	6 p.m./ SECN

### FEBRUARY

2	at Georgia*	7 p.m./ESPN/U/SECN
6	at Texas A&M*	4 p.m./ESPNU
10	LSU*	7 p.m./ESPN2
13	Kentucky*	Noon/ESPN/2
16	at Missouri*	7 p.m./ SECN
20	Florida*	Noon/ SECN
24	Tennessee*	9 p.m./ SECN
27	at Mississippi State*	2:30/ SECN

### MARCH

3	Georgia*	7 p.m./ESPN/2
5	at Arkansas*	5 p.m./SECN
9-13	SEC Tournament (Nashville)	TBD

All home games in **bold** | All times listed Eastern  
 \* indicates SEC contest | + indicates exhibition |  
**SECN+** - SEC Network + | **SECN** - SEC Network  
 | **CBSSN** - CBS Sports Network | % - Paradise Jam  
 (Columbia, S.C.) | ! - Paradise Jam (St. Thomas,  
 USVI) | & - Hall of Fame Shootout (Uncasville,  
 Conn.) | ^ - game played at Bon Secours Arena



### SOCIAL HUB

@GAMECOCKMBB // #GAMECOCKS  
FACEBOOK.COM/GAMECOCKMBB

# SOUTH CAROLINA (4-0) VS. TULSA (4-0)

MON., NOV. 23 • UVI SPORTS & FITNESS CENTER (4,000) • ST. THOMAS, USVI • 9 P.M. ET



**GAMECOCKS**



**VS.**

**GOLDEN HURRICANE**

**Head Coach:** Frank Martin (FIU, '93)  
**Record At Carolina:** 49-54 (4th season)  
**Career Record:** 166-108 (9th season)  
**Record vs. Tulsa:** 0-0

**Top scorer:** Chatkevicius (16.0)  
**Top rebounder:** Kacinas (6.8)  
**Top assist maker:** Thornwell (4.5)  
**Media Relations:** Emily Miles  
**Twitter:** @GamecockMBB

**Head Coach:** Frank Haith (Elon, '88)  
**Record At Tulsa:** 27-11 (2nd season)  
**Career Record:** 232-140 (12th season)  
**Record vs. S. Carolina:** 4-1

**Top scorer:** Harrison (24.3)  
**Top rebounder:** Harrison (6.3)  
**Top assist maker:** Curtis (3.3)  
**Media Relations:** Eric Hollier  
**Twitter:** @TulsaHurricane

## GAME 5

**Broadcast:** CBS Sports Network  
**Play-By-Play:** Danny Lee  
**Analyst:** Kevin Lehman  
**Sideline:** Monyka Johnigan

**Radio:** Gamecock Radio Network  
**Play-By-Play:** Andy Demetra  
**Analyst:** Casey Manning  
**Sirius:** NA; **XM:** NA

**Watch:** CBS Sports Network  
**Live Stream:** ParadiseJam.com  
**Live Stats:** GamecocksOnline.com  
**Tickets:** ParadiseJam.com

**Series:** First Meeting  
**Last Meeting:** N/A  
**Neutral Series:** N/A

### PROBABLE STARTERS

SOUTH CAROLINA	HT.	WT.	YR.	HOMETOWN	PPG	RPG	MPG
G - #15 PJ Dozier	6-6	200	Fr.	Columbia, S.C.	6.5	4.3	18.3
G - #0 Sindarius Thornwell	6-5	215	Jr.	Lancaster, S.C.	12.3	6.5	31.8
F - #25 Mindaugas Kacinas	6-7	229	Sr.	Klaipeda, Lithuania	15.3	6.8	31.3
F - #24 Michael Carrera	6-5	214	Sr.	Anzoategui, Venezuela	9.0	5.8	23.8
F - #14 Laimonas Chatkevicius	6-11	245	Sr.	Klaipeda, Lithuania	16.0	5.0	24.3

TULSA	HT.	WT.	YR.	HOMETOWN	PPG	RPG	MPG
G - #3 Shaquille Harrison	6-4	189	Sr.	Kansas City, Mo.	24.3	6.3	33.0
G - #5 Rashad Ray	5-10	172	Sr.	New Orleans, La.	1.0	1.8	19.5
G - #10 James Woodard	6-3	192	Sr.	Arcadia, Okla.	16.8	5.3	32.0
F - #1 Rashad Smith	6-7	205	Sr.	Plano, Texas	4.0	4.5	20.0
F - #40 D'Andre Wright	6-9	245	Sr.	Lawton, Okla.	7.0	2.3	18.0

### TODAY'S GAME

South Carolina posted a 10-point win versus Hofstra on Sunday night to advance to Monday's championship finale of the Paradise Jam to face undefeated Tulsa. The meeting is the first all-time between the two schools.

### GAME STORYLINES
















- South Carolina is in its 108th season of varsity basketball in 2015-16.
- Carolina is led by fourth-year head coach Frank Martin. Alongside him are associate head coach Matt Figger, assistant coaches Perry Clark and Lamont Evans and director of men's hoops operations, Andy Assaley.
- Led by senior forward Mindaugas Kacinas' 18 points, all five Gamecock starters scored in double figures, and Carolina posted a 94-84 victory over a previously undefeated Hofstra squad, in the semi-final round of the Paradise Jam in St. Thomas on Sunday night. The game, which didn't end until past 12:30 AM local time, saw both team's shoot above 50 percent from both the floor and 3-point range. Junior guard Sindarius Thornwell dished a team best six assists, and rookie point guard PJ Dozier put together the best game of his young career with a 12-point, nine-rebound effort in the win.
- Led by a career high 23 points from senior forward Mindaugas Kacinas, South Carolina posted a 76-61 win over DePaul in the opening round of the Paradise Jam on Friday. Kacinas scored 14 in the first half, and finished the game hitting 10-of-15 from the free throw line, also career highs. Junior guard Sindarius Thornwell collected the fourth double-double of his career with 10 points and a game best 10 rebounds. Carolina held the Blue Demons to just 36.5 percent from the floor, and just





# SOUTH CAROLINA GAMECOCKS

OVERALL: 4-0; SEC: 0-0; HOME: 2-0; AWAY: 0-0; NEUTRAL: 2-0

0		<b>SINDARIUS THORNWELL</b> - Jr. - G - 6-5 - 215 - Lancaster, S.C. <b>MIN</b> <b>PTS</b> <b>RBS</b> <b>AST</b> <b>FG%</b> <b>3FG%</b> <b>FT%</b> 31.8 12.3 6.5 4.5 33.3 20.0 73.1	- Dished a game high seven assists against zero turnovers in win vs. Oral Roberts - Added 11 points and collected three rebounds vs. Golden Eagles - 4th career double-double vs. DePaul with 10 points and 10 rebounds - 14 points, nine rebounds and six assists in win vs. Hofstra
1		<b>MARCUS STROMAN</b> - So. - G - 6-2 - 185 - Columbia, S.C. <b>MIN</b> <b>PTS</b> <b>RBS</b> <b>AST</b> <b>FG%</b> <b>3FG%</b> <b>FT%</b> 18.0 3.0 2.0 1.3 27.3 40.0 66.7	- Ranked fourth in the SEC among freshmen last season with 3.1 assists per game - An assist and a rebound vs. Oral Roberts - Scored seven points and pulled down three rebounds vs. DePaul - Two assists and one steal vs. Hofstra
2		<b>RAYMOND DOBY</b> - Fr. - F - 6-6 - 233 - Cahokia, Ill. <b>MIN</b> <b>PTS</b> <b>RBS</b> <b>AST</b> <b>FG%</b> <b>3FG%</b> <b>FT%</b> 1.0 0.0 0.0 0.0 0.0 0.0 0.0	- A three-star prospect according to ESPN.com and 247sports.com - Played his senior season at Montrose Christian School and spent a post-grad year at St. John's Northwestern Military Academy in Wisconsin - Collected a rebound and an assist in exhibition vs. Allen
4		<b>JAMALL GREGORY</b> - Fr. - G - 6-2 - 202 - Washington, D.C. <b>MIN</b> <b>PTS</b> <b>RBS</b> <b>AST</b> <b>FG%</b> <b>3FG%</b> <b>FT%</b> 1.0 0.0 0.5 0.0 0.0 0.0 0.0	- An extremely athletic and explosive athlete - Spent a post-grad year at Elev8 Institute, helping his squad to the National Prep Championship Tournament - Collected a rebound, three assists and a steal in exhibition vs. Allen
5		<b>TEMARCUS BLANTON</b> - R-Fr. - G - 6-5 - 2015 - Locust Grove, Ga. <b>MIN</b> <b>PTS</b> <b>RBS</b> <b>AST</b> <b>FG%</b> <b>3FG%</b> <b>FT%</b> 1.0 0.0 0.0 0.5 0.0 0.0 0.0	- Suffered a hip injury that required surgery during the 2014-15 preseason and missed the entire campaign - Cleared to return to all basketball activities at the start of the 2015-16 preseason - Scored seven points in just six minutes on the floor in exhibition vs. Allen
10		<b>DUANE NOTICE</b> - Jr. - G - 6-2 - 218 - Woodbridge, Ontario <b>MIN</b> <b>PTS</b> <b>RBS</b> <b>AST</b> <b>FG%</b> <b>3FG%</b> <b>FT%</b> 23.8 12.5 2.5 2.3 39.5 58.8 90.9	- 18 points, four rebounds and two steals in win vs. Oral Roberts - 11 points, including a perfect 2-of-2 from 3-point range, vs. DePaul - Seven points, three assists and a steal vs. Hofstra - Ranks second in the SEC with a 58.8 3-point FG%
14		<b>LAIMONAS CHATKEVICIUS</b> - Sr. - F - 6-11 - 245 - Klaipeda, Lithuania <b>MIN</b> <b>PTS</b> <b>RBS</b> <b>BLK</b> <b>FG%</b> <b>3FG%</b> <b>FT%</b> 24.3 16.0 5.0 1.5 53.2 40.0 63.2	- Set career high with first-career 20-point outing, posting 27 points on 9-of-14 from the field and 7-of-11 from free throw line in win vs. Oral Roberts - 7 points and 5 rebounds in win vs. DePaul - 17 points, 5 rebounds and 3 blocks in win vs. Hofstra/leads team with 16.0 PPG
15		<b>PJ DOZIER</b> - Fr. - G - 6-6 - 200 - Columbia, S.C. <b>MIN</b> <b>PTS</b> <b>RBS</b> <b>AST</b> <b>FG%</b> <b>3FG%</b> <b>FT%</b> 18.3 6.5 4.3 1.8 42.3 60.0 20.0	- Earned start in opener vs. Norfolk State, seven points and three assists - Two assists, two blocks and one steal vs. Oral Roberts - A pair of steals, while scoring seven points in win vs. DePaul - Best game of the season vs. Hofstra, 12 points, 9 rebounds and two assists
20		<b>JUSTIN MCKIE</b> - Jr. - G - 6-4 - 197 - Columbia, S.C. <b>MIN</b> <b>PTS</b> <b>RBS</b> <b>AST</b> <b>FG%</b> <b>3FG%</b> <b>FT%</b> 7.7 1.7 1.3 0.0 12.5 20.0 1.000	- Saw action in 25 contests last season, averaging 3.2 points and 1.8 rebounds per contest - Set career high with 12 points in win vs. Marshall last season - Three points and three assists in exhibition vs. Allen
21		<b>JOHN RAGIN</b> - Fr. - G - 6-2 - 177 - Eastover, S.C. <b>MIN</b> <b>PTS</b> <b>RBS</b> <b>AST</b> <b>FG%</b> <b>3FG%</b> <b>FT%</b> - - - - - - -	- Averaged 13 points during senior season at Cardinal Newman High School - Earned all-state, all-region and all-conference honors during prep career
23		<b>ERIC COBB</b> - Fr. - F - 6-9 - 296 - Jacksonville, Fla. <b>MIN</b> <b>PTS</b> <b>RBS</b> <b>BLK</b> <b>FG%</b> <b>3FG%</b> <b>FT%</b> 8.8 2.5 1.8 0.0 83.3 0.0 0.0	- Ranked as the 21st power forward in the country according to ESPN.com - Starred in exhibition vs. Allen with game best 14 rebounds and 8 points in 23 min. - Limited action vs. Norfolk State/but returned with six points, three rebounds vs. ORU - Pulled down three rebounds vs. DePaul
24		<b>MICHAEL CARRERA</b> - Sr. - F - 6-5 - 214 - Anzoátegui, Venezuela <b>MIN</b> <b>PTS</b> <b>RBS</b> <b>BLK</b> <b>FG%</b> <b>3FG%</b> <b>FT%</b> 23.8 9.0 5.8 0.8 48.1 57.1 75.0	- Four points and six rebounds in opener vs. Norfolk State - Eight points and six rebounds in win vs. ORU - Seven points and seven rebounds, with a game high four assists in win vs. DePaul - Strong vs. Hofstra, scoring a season high 17 points and collecting 4 rebounds, 2 blocks
25		<b>MINDAUGAS KACINAS</b> - Sr. - F - 6-7 - 229 - Klaipeda, Lithuania <b>MIN</b> <b>PTS</b> <b>RBS</b> <b>AST</b> <b>FG%</b> <b>3FG%</b> <b>FT%</b> 31.3 15.3 6.8 1.5 52.5 18.2 70.8	- Incredibly strong on the glass vs. Oral Roberts, pulling down 13 rebounds, including six offensive boards. Also added 12 points for fourth-career double-double - Set career high with 23 points vs. DePaul, 10-of-13 from FT line vs. Blue Demons - Team leader for second-straight game, 18 points, 5 rebounds, one assist vs. Hofstra
30		<b>CHRIS SILVA</b> - Fr. - F - 6-9 - 220 - Libreville, Gabon <b>MIN</b> <b>PTS</b> <b>RBS</b> <b>BLK</b> <b>FG%</b> <b>3FG%</b> <b>FT%</b> 12.8 6.3 4.3 0.8 33.3 0.0 62.5	- Native of Gabon, but played high school basketball at Roselle Catholic in N.J. - 12 points and a game high 9 rebounds, with two blocks in opener vs. Norfolk St. - Four points and two rebounds in win vs. DePaul - Scored 7 points, including 5-of-6 from FT line, with 3 rebounds vs. Hofstra
31		<b>JARRELL HOLLIMAN</b> - R-So. - F - 6-7 - 200 - Alpharetta, Ga. <b>MIN</b> <b>PTS</b> <b>RBS</b> <b>AST</b> <b>FG%</b> <b>3FG%</b> <b>FT%</b> 1.0 0.0 0.0 0.0 0.0 0.0 0.0	- Played one year at Elmhurst College - Also ran track and field during high school career - A music major who one day would like to play in a symphony

## INTERVIEW POLICIES

All interview requests must be made in advance to SID Emily Miles in the South Carolina Media Relations Office. Beginning with the start of practice in October, Miles will release a weekly coach and student-athlete availability schedule to media on Mondays.

**Post-Game Interview Policy:** After each home game, the visiting coach will address the media first, followed by South Carolina student-athletes then South Carolina head coach Frank Martin. (Depending on deadline, this may be altered on a game-by-game basis).

**Road Interview Policy:** Interviews with Coach Martin and Gamecock student-athletes while on the road will be scheduled according to the home post-game media procedure.

All interviews are to be coordinated through the Media Relations Office. This allows the staff to arrange the interview when it best suits the student-athlete's and the reporter's schedules. Please contact the Media Relations Office in advance to make your interview requests. Media are not permitted to contact student-athletes on their own at any time.

All interviews will take place at the designated media interview site for that day as listed in the weekly availability schedule or in the Media Relations Office.

Dormitory, apartment and cell phone numbers for student-athletes will not be provided to the media. Should you need to conduct a telephone interview with a student-athlete, a call will be placed to you from the student-athlete at a mutually agreeable time.

## SOUTH CAROLINA MEDIA RELATIONS

**Emily Miles, primary contact**

**Associate Director**

cell: 803-727-3284

e-mail: efeeny@mailbox.sc.edu

Twitter: @EmilyFeenySID

Website: www.GamecocksOnline.com

Facebook: www.Facebook.com/GamecockMBB

Twitter: @GamecockMBB

Instagram: @GamecockMBB

## STAT COMPARISON

	SC	TULSA	NCAA Rank
Record	4-0	4-0	1/1
Conference Record	-	-	-
Current Streak	W4	W4	-
Scoring Avg.	84.5	83.0	99/32
Opponent Scoring Avg.	70.0	73.8	86/267
Scoring Margin	+14.5	+9.3	67/127
Field Goal %	.435	.472	280/34
Opponent Field Goal %	.411	.433	81/263
3-Point Field Goal %	.400	.389	93/17
Opponent 3-Point Field Goal %	.389	.374	159/329
3-Point Field Goal Made PG	6.5	7.0	162/102
3-Point Field Goal Attempts PG	16.3	18.0	251/251%
Free Throw %	.683	.677	144/67
Opponent Free Throw %	.74	.694	-
Rebounding Avg.	43.5	37.5	43/284
Opponent Rebounding Avg.	29.8	33.5	-
Rebounding Margin	+13.8	+4.0	36/171
Turnovers Avg.	10.0	11.0	33/71
Opponent Turnover Avg.	15.0	16.3	-
Assists Avg.	14.0	15.5	185/76
Blocks Avg.	4.3	3.5	123/239
Steals Avg.	5.8	6.8	179/159

% indicates total attempts

NCAA stats as of games through Nov. 21

## BY THE NUMBERS

# 54.4%

South Carolina hit 54.4% of its attempts from the floor vs. Hofstra, the best mark since Carolina hit 54.7 vs. NC A&T on Dec. 30, 2014.

# 5

All five Gamecock starters hit double figures vs. Hofstra, it was the first time five Gamecocks had double digits since the NC A&T game on Dec. 30, 2014.

# 23/18

Senior forward Mindaugas Kacinas has led the Gamecocks in scoring in both games of the Paradise Jam, his 23 vs. DePaul a career high.

# 6

Junior guard Sindarius Thornwell led the Gamecocks with six assists against ZERO turnovers vs. Hofstra. He ranks fourth in the SEC in assist/turnover ratio at 3.0.

## A SOUTH CAROLINA WIN WOULD ...

- South Carolina looks for its first 5-0 start since the 2004-05 campaign
- Give the Gamecocks their second tournament crown under Martin, having won the 2012 Hoops For Hope Classic in Puerto Vallarta, Mexico
- Be the third time in his head coaching career that Martin's team has began the season 5-0

21.4 percent from 3.

- The Gamecocks held a 33-30 halftime lead against Oral Roberts on Nov. 16, but 19 second-half points from senior forward Laimonas Chatkevicius fueled a 51-36 Gamecock advantage in the second stanza, which resulted in an 84-66 victory for the home team. Chatkevicius finished with a career high 27, while fellow senior Mindaugas Kacinas notched his fourth-career double-double with 12 points and a game high 13 rebounds.

- The Gamecocks committed just six turnovers vs. the Golden Eagles, tied for the fewest during Frank Martin's time as head coach at Carolina.

- South Carolina is 9-3 during Martin's tenure in destination tournaments, posting a 4-0 mark at the Hoops For Hope Classic in Puerto Vallarta, Mexico in 2012, a 2-1 mark at the 2013 Hawaiian Airlines Diamond Head Classic, a 1-2 record at the 2014 Charleston Classic, and thus far a 2-0 mark at the Paradise Jam

- The Gamecocks return at least 72 percent of their stats in all major categories, including returning five of their top six scorers, with junior guard Duane Notice's 11.7 points per outing in 2014-15 leading the pack.

- South Carolina earned an 84-69 victory over Norfolk State in its season opener on Nov. 14. Four Gamecocks scored in double figures, led by junior guards Sindarius Thornwell and Duane Notice with 14 apiece. Senior forward Laimonas Chatkevicius added 13 points and freshman forward Chris Silva posted 12 with a game high nine rebounds.

- South Carolina held the Spartans to just 33.9% from the field on Nov. 14, that marks the 19th opponent in the previous 34 games that Carolina held below 40% from the field.

- Freshman guard TeMarcus Blanton saw limited action in the opener vs. Norfolk State, but it marked his return from a severe hip injury suffered during the 2014-15 preseason.

- Carolina returns eight letterwinners, including four starters from last season's squad.

- Seven newcomers join those eight returning letterwinners, including freshmen guards PJ Dozier, Jamall Gregory and John Ragin, rookie forwards, Raymond Doby, Chris Silva and Eric Cobb and R-sophomore transfer Jarrell Holliman.

- PJ Dozier was named to the 2015 McDonald's All-American squad, earning the start in the contest. Dozier is the fourth McDonald's All-American in Gamecock history, the others include PJ's uncle, Terry Dozier, South Carolina's all-time leading scorer BJ McKie and Rolando Howell.

## SCOUTING TULSA

Tulsa is led by head coach Frank Haith, a former head coach at Missouri and Miami (Fla.). The Golden Hurricane own a 4-0 record entering Monday night's contest after wins vs. Central Arkansas, an upset win over No. 9 Wichita State, and Paradise Jam victories vs. Ohio and Indiana State. Four members of the Tulsa squad average double-figure scoring entering the contest, led by senior guard Shaquille Harrison's 24.3 points per game. Harrison scored 31 and 24 points, respectively, vs. Ohio and Indiana State in tournament play over the weekend. Fellow senior guard James Woodard adds 16.8 points per game as well. Tulsa has hit 47.2 percent from the floor this season.

## KACINAS SHINES VS. DEPAUL

Senior forward Mindaugas Kacinas posted the first 20-point game of his career with a team best 23 vs. DePaul on Nov. 20 in the Paradise Jam first round. Kacinas' previous career best was an 18-point effort vs. Rider during his rookie season in 2012. Kacinas has always been a steady performer on both ends of the floor for the Gamecocks, and is consistently the team's top offensive rebounding threat.

## BY THE NUMBERS

**37** - South Carolina's 37 made shots vs. Hofstra are the most for the Gamecocks under the direction of Frank Martin and the most since posting 35 makes vs. Elon on Nov. 19, 2010.

**6** - South Carolina junior guard Sindarius Thornwell dished six assists vs. Hofstra. He leads the Gamecocks with 4.5 assists per game which ranks tied for eighth in the SEC.

**61** - South Carolina's front court combined for 61 of Carolina's 94 points vs. Hofstra.

**44** - South Carolina's 44 points in the paint vs.



## ASSOCIATED PRESS TOP 25

Nov. 16, 2015

Rk.	Team	Record	Pts.
1	North Carolina (37)	2-0	1,571
2	Kentucky (8)	2-0	1,520
3	Maryland (14)	1-0	1,496
4	Kansas (5)	1-0	1,415
5	Duke	2-0	1,348
6	Virginia (1)	1-0	1,341
7	Iowa State	1-0	1,189
8	Oklahoma	0-0	1,095
9	Wichita St	1-0	1,043
10	Gonzaga	0-0	1,040
11	Villanova	1-0	1,013
12	Arizona	1-0	973
13	Michigan State	1-0	837
14	Indiana	1-0	763
15	California	1-0	761
16	Utah	1-0	514
17	Vanderbilt	1-0	462
18	Notre Dame	1-0	414
19	Connecticut	1-0	373
20	Baylor	1-0	368
21	Purdue	2-0	291
22	Butler	1-0	284
23	LSU	1-0	283
24	Michigan	1-0	141
25	Oregon	1-0	121

Others receiving votes: SMU 105, Texas A&M 83, West Virginia 78, Cincinnati 72, Louisville 39, Miami (FL) 37, Wisconsin 25, Providence 14, Dayton 12, Florida State 10, Xavier 10, Valparaiso 8, Iowa 8, Texas 6, Rhode Island 5, BYU 4, Western Illinois 4, Oklahoma State 2, Old Dominion 2, UC Irvine 2, Colorado State 1, Yale 1, Washington 1

Dropped from rankings: Wisconsin 17

## USA TODAY TOP 25

Preseason

Rk.	Team	Record	Pts.
1	North Carolina (16)	2-0	762
2	Kentucky (8)	2-0	759
3	Maryland (3)	1-0	724
4	Duke (3)	2-0	709
5	Kansas (2)	1-0	680
6	Virginia	1-0	649
7	Iowa State	1-0	563
8	Oklahoma	0-0	523
8	Villanova	1-0	523
10	Arizona	1-0	494
11	Wichita St	1-0	465
12	Gonzaga	0-0	462
13	Michigan State	1-0	413
14	California	1-0	365
15	Indiana	1-0	314
16	Utah	1-0	253
17	Vanderbilt	1-0	223
18	Notre Dame	1-0	217
19	LSU	1-0	208
20	Butler	1-0	183
21	Baylor	1-0	177
22	West Virginia	1-0	136
23	Purdue	2-0	135
24	Connecticut	1-0	132
25	Michigan	1-0	105

Others receiving votes: Cincinnati 45, Oregon 42, Louisville 34, Texas A&M 34, Florida State 18, Wisconsin 13, NC State 8, Xavier 7, Dayton 6, Providence 4, Belmont 4, Davidson 3, Miami (FL) 2, San Diego State 2, Georgetown 1, New Mexico 1, Old Dominion 1, Washington 1

Dropped from rankings: Wisconsin 17



## SOUTHEASTERN CONFERENCE STANDINGS

As of Nov. 23

Team	Conference	Overall
Kentucky	0-0	4-0
LSU	0-0	3-0
South Carolina	0-0	4-0
Texas A&M	0-0	4-0
Vanderbilt	0-0	3-0
Florida	0-0	3-1
Tennessee	0-0	3-1
Alabama	0-0	2-1
Arkansas	0-0	2-1
Auburn	0-0	2-1
Missouri	0-0	2-1
Ole Miss	0-0	3-2
Georgia	0-0	1-1
Mississippi State	0-0	2-3

## COACHES TELECONFERENCE

The weekly SEC men's basketball coaches teleconference will begin Monday, Jan. 4 and continue through March 7. Media representatives wishing to participate in the teleconference should contact the SEC Communications Department for further details. Each coach will appear on the teleconference for seven minutes, according to the following schedule:

### ORDER OF APPEARANCE

(All Times Eastern)

11:00 a.m.	Kevin Stallings, Vanderbilt
11:07 a.m.	Mike White, Florida
11:14 a.m.	Frank Martin, South Carolina
11:21 a.m.	Mark Fox, Georgia
11:28 a.m.	Johnny Jones, LSU
11:35 a.m.	John Calipari, Kentucky
11:42 a.m.	Rick Barnes, Tennessee
11:49 a.m.	Mike Anderson, Arkansas
11:56 a.m.	Avery Johnson, Alabama
12:03 a.m.	Bruce Pearl, Auburn
12:10 a.m.	Andy Kennedy, Ole Miss
12:17 a.m.	Ben Howland, Miss. State
12:24 a.m.	Kim Anderson, Missouri
12:31 a.m.	Billy Kennedy, Texas A&M

In addition, the SEC men's basketball teams who make it to postseason will be on a teleconference on Monday, March 14 beginning at 10:00 a.m. CT.

All SEC basketball teleconferences can be listened to on the internet at [www.secdigitalnetwork.com](http://www.secdigitalnetwork.com) shortly after the conclusion of the teleconference.

## CAROLINA BENCH PRODUCTION

GAME	SC-OPP	DIFF.	SC HIGH
			BENCH SCORER
Norfolk State	38-36	+2	Notice, 14
Oral Roberts	26-8	+18	Notice, 18
vs. DePaul	22-32	-10	Notice, 11
vs. Hofstra	16-15	+1	Notice/Silva, 7
vs. Tulsa			
Lipscomb			
Western Carolina			
USF			
Drexel			
at Clemson			
vs. St. John's			
Francis Marion			
Memphis			
at Auburn			
Vanderbilt			
at Alabama			
Missouri			
at Ole Miss			
at Tennessee			
Mississippi State			
Alabama			
at Georgia			
at Texas A&M			
LSU			
Kentucky			
at Missouri			
Florida			
Tennessee			
at Mississippi State			
Georgia			
at Arkansas			

## SPECIALTY STATS

(PP) points in paint; (OT) points off turnovers; (2nd) second chance points; (FB) fast break points

(South Carolina-Opponent)

GAME	PP	OT	2ND	FB
Norfolk State	24-14	19-13	21-13	10-4
Oral Roberts	42-20	12-5	25-6	7-2
vs. DePaul	30-22	11-12	19-11	9-6
vs. Hofstra	44-18	13-15	24-9	8-6
vs. Tulsa				
Lipscomb				
Western Carolina				
USF				
Drexel				
at Clemson				
vs. St. John's				
Francis Marion				
Memphis				
at Auburn				
Vanderbilt				
at Alabama				
Missouri				
at Ole Miss				
at Tennessee				
Mississippi State				
Alabama				
at Georgia				
at Texas A&M				
LSU				
Kentucky				
at Missouri				
Florida				
Tennessee				
at Mississippi State				
Georgia				
at ArkansasSEC Tourney				
NCAA Tourney				
<b>SC Total</b>	<b>96</b>	<b>55</b>	<b>89</b>	<b>34</b>
<b>SC Average</b>	<b>35.0</b>	<b>13.8</b>	<b>22.3</b>	<b>8.5</b>
Opp Total	74	45	39	18
Opp Average	18.5	11.3	9.8	4.5

## UNIVERSITY INFORMATION

Location.....	Columbia, S.C.
Founded.....	1801
Enrollment.....	32,972
Nickname.....	Gamecocks
Colors.....	Garnet (PMS 202) and Black
National Affiliation.....	NCAA Division I
Conference.....	Southeastern (SEC)
Athletics Web Address.....	www.GamecocksOnline.com
University Web Address.....	www.sc.edu
President.....	Dr. Harris Pastides
NCAA Representative.....	Dr. Valinda Littlefield
Athletics Director.....	Ray Tanner
Basketball Administrator/Chief Operating Officer.....	Kevin O'Connell

## BASKETBALL STAFF/INFORMATION

Head Coach.....	Frank Martin
Alma Mater.....	Florida International, '93
Record At South Carolina/Seasons.....	49-54 (.475), 4th season
Overall Record/Seasons.....	166-108 (.605), 9th season
Assoc. Head Coach/Recruiting Coord. ....	Matt Figger (Eastern Kentucky, '95)
Assistant Coach.....	Perry Clark (Gettysburg, '74)
Assistant Coach.....	Lamont Evans (Kansas State, '09)
Director of Basketball Operations.....	Andy Assaley (Cincinnati, '96)
Strength & Conditioning Coach.....	Scott Greenawalt (Muskingum College, '98)
Athletic Trainer.....	Mark Rodger (Buffalo, '01)
Video Coordinator.....	Patrick Schulte (Kansas State, '13)
Student-Athlete Development.....	Doug Edwards (Florida State, '07)
Associate Media Relations Director.....	Emily Miles (Feeney) (Ball State, '03)
Home Arena.....	Colonial Life Arena
Capacity.....	18,000
Arena General Manager.....	Lexi Boone
Press Row Phone Number.....	803-777-6182

## BASKETBALL HISTORY

First Year of Basketball.....	1908
All-Time Record.....	1346-1203-1 (.527)
Overall Postseason Record.....	25-18
NCAA Tournament Appearances.....	8 (1971, 1972, 1973, 1974, 1989, 1997, 1998, 2004)
NCAA Tournament Record.....	4-9
Last NCAA Tournament Appearance.....	2004, L vs. Memphis, 59-43
NIT Appearances.....	11 (1969, 1975, 1978, 1983, 1991, 1996, 2001, 2002, 2005, 2006, 2009)
NIT Record.....	21-9
Last NIT Appearance.....	2009, L vs. Davidson, 70-63
Conference Championships/Titles.....	
SoCon Regular Season (1927, 1933, 1934, 1945); SoCon Tournament Champion (1933); ACC Regular Season (1970); ACC Champion (1971); SEC Regular Season (1997); SEC East Division Co-Champions (2009)	

## TEAM INFORMATION

2014-15 Record.....	17-16
Southeastern Conference Record/Finish.....	6-12/t-11th
SEC Tournament Record.....	2-1
Postseason.....	N/A
Letterwinners Returning/Lost.....	8/4
Starters Returning/Lost.....	4/1
*based on final game starters from 2014-15 season	
Newcomers.....	7
Roster Breakdown.....	4 seniors, 3 juniors, 2 sophomores, 7 freshmen

Hofstra marked a season high in the category and the most since Carolina posted 42 points in the paint vs. NC A&T on Dec. 30, 2014.

**18.0** - South Carolina leads the SEC with 18.0 offensive rebounds per game and Kacinas ranks fourth in the league with 3.8 offensive boards per outing.

**13** - Senior forward Mindaugas Kacinas collected 13 rebounds in the matchup vs. Oral Roberts. It was just one shy of matching his career high, which he set in the 2013-14 opener vs. Longwood. In each of his four seasons in the Garnet and Black, Kacinas has had a double-figure rebounding game in either the first or second game of the season.

**6** - The Gamecocks committed just six turnovers in the contest vs. Oral Roberts. Since committing 26 turnovers in the exhibition - the Gamecocks cut that in half vs. Norfolk State in the opener with just 13, and most recently just six vs. Oral Roberts.

**7** - Junior guard Sindarius Thornwell dished a team high seven assists vs. ORU. Thornwell did that without committing a single turnover in the matchup.

**4+** - Notice's four 3s vs. Oral Roberts marked the sixth time in his career that he has hit at least four from beyond the arc in a game.

**3.0** - In the spring of 2015 the Gamecocks posted their fifth-straight semester of a 3.0 cumulative team GPA or higher.

## CHATKEVICIUS' CAREER NIGHT

Senior forward Laimonas Chatkevicius was the star of Carolina's 84-66 win vs. Oral Roberts on Nov. 16, posting his first-career 20-point effort en route to a career best 27 points. He hit career marks with nine made field goals on 14 attempts, while also pulling down six rebounds. Chatkevicius has steadily improved his numbers during his time in the Garnet and Black. He averaged 4.4 and 4.8 points, respectively, as a freshman and sophomore, before nearly doubling that mark with 8.6 points and 5.2 rebounds per game last season.

## SERIES VS. TULSA

Monday's meeting is the first all-time between Tulsa and South Carolina.

## UP NEXT

South Carolina returns home to host Lipscomb on Friday at 2 p.m. ET. That game will be broadcast on SEC Network+. Is is the first meeting between the two schools.

## CAROLINA TRENDS UNDER MARTIN

*Gamecock trends under Frank Martin ...*

- South Carolina is 28-27 when posting at least six made 3s in a game.
  - South Carolina posted nine made 3s in the season opener vs. Norfolk State, which matched the 2014-15 season high.
- South Carolina is 37-20 when scoring more points in the paint than its opponent.
  - The Gamecocks posted a season high 44 points in the paint vs. Hofstra.
- South Carolina is 40-25 when holding its opponents to under 45 percent from the field.
  - South Carolina did not allow a non-conference opponent in 2014-15 to hit above 45 percent from the field, as Baylor was the closest at 44.7 percent. The Gamecocks were 14-8 last season when holding their opponent below 45 percent from the floor.
- South Carolina is 37-25 when out-rebounding its opponent.
  - The Gamecocks hold a +13.8 rebound margin this season which ranks among SEC leaders.

## EXHIBITION RECAP

South Carolina posted a 71-43 victory over Allen University in the team's lone exhibition game of the 2015-16 season. Junior guard Sindarius Thornwell paced all scorers with 17 points on 6-of-9 shooting, including three 3s. Senior forward Laimonas Chatkevicius was the only other scorer in double figures with 12, while he completed the double-double with 13 rebounds. Rookie forward Eric Cobb pulled down a game high 14 rebounds, while adding eight points in 23 minutes. Carolina won the rebounding battle 69-28, including 30 offensive boards.

## THORNWELL NAMED TO PRESEASON SQUAD

The Southeastern Conference unveiled its 12th annual men's basketball coaches preseason All-SEC teams prior to the start of the season, and it was announced that Carolina junior guard Sindarius Thornwell was named to the second team. It marks the second-straight season that Thornwell has garnered second-team preseason honors from the coaches. Thornwell scored 11.1 points per game last season, while he also pulled down a career high 4.9 rebounds and collected 1.3 steals per game.

## QUOTABLE

"He's worked real hard on his conditioning, which allows him to stay in the game, and he's worked real hard with Scott Greenawalt in the weight room to improve his balance and his bottom half strength to hold his ground in there. To remember where he was as a freshman, allergic to contact, and to see him battling, because [Albert] Owens is a good player, and see him battle with a low post guy, it's fun. He's got to rebound better for us, he's got to protect the rim a little better for us. I think everyone in the state of South Carolina heard me when I asked him why he got out of the way. But he commits three fouls reaching over people's backs, on post entries, which is an automatic foul. He's got a chance to get up to the rim and he gets out of the way. Those are some things with him that we have to help continue to get better at, but he's been awesome. I've been hard on him and I'm real proud of him that he stayed the course, and played as well as he has the first two games of the year."

- *South Carolina head coach Frank Martin on Laimonas Chatkevicius' career night vs. Oral Roberts*

## SEC PRESEASON POLL

The SEC released its preseason poll for the upcoming 2016 league campaign prior to the start of the season, and it was announced that the Gamecocks were predicted to finish seventh by a panel of both SEC and national media members. It was the highest predicted finish for Carolina since the league combined its East and West Divisions into one beginning with the 2012 league season. The media predicted Kentucky to win the SEC in 2016, followed by Vanderbilt, Texas A&M, LSU, Georgia, Florida and the Gamecocks.

## SEC TOURNAMENT

The SEC Men's Basketball Tournament returns to Bridgestone Arena in Nashville in 2016. It will be the sixth time that the arena has served as the host of the SEC Tournament, having also hosted in 2001, 2006, 2010, 2013 and 2015. Also the home of the NHL's Nashville Predators, Bridgestone Arena has the distinction of being one of the busiest venues in the United States over the past decade and a half, hosting more than 18 million guests during that time. Seating capacity is approximately 19,395 for basketball games. The winner of the 13-game tournament receives the SEC's automatic bid to the NCAA Tournament. The tournament seeds are determined by the 18-game conference schedule during the regular season. Teams are seeded 1-14 based on their regular season conference finish.

## ROSTER BREAKDOWN

### Returning Starters (4)

Michael Carrera  
Laimonas Chatkevicius  
Duane Notice  
Sindarius Thornwell  
*\*based on final game of 2014-15 season*

### Returning Letterwinners (8)

Michael Carrera  
Laimonas Chatkevicius  
Mindaugas Kacinas  
Justin McKie  
Duane Notice  
Brian Steele  
Marcus Stroman  
Sindarius Thornwell

### Guards (9)

TeMarcus Blanton  
PJ Dozier  
Jamall Gregory  
Justin McKie  
Duane Notice  
John Ragin  
Brian Steele  
Marcus Stroman  
Sindarius Thornwell

### Forwards (7)

Michael Carrera  
Laimonas Chatkevicius  
Eric Cobb  
Raymond Doby  
Jarrell Holliman  
Mindaugas Kacinas  
Chris Silva

### By Height

Jamall Gregory (6-2)  
Duane Notice (6-2)  
John Ragin (6-2)  
Marcus Stroman (6-2)  
Justin McKie (6-4)  
TeMarcus Blanton (6-5)  
Michael Carrera (6-5)  
Brian Steele (6-5)  
Sindarius Thornwell (6-5)  
Raymond Doby (6-6)  
PJ Dozier (6-6)  
Jarrell Holliman (6-7)  
Mindaugas Kacinas (6-7)  
Eric Cobb (6-9)  
Chris Silva (6-9)  
Laimonas Chatkevicius (6-11)

## 2015-16 SOUTH CAROLINA MEN'S BASKETBALL ROSTER

### Alphabetical Roster

No.	Name	Pos.	Ht.	Wt.	Cl.	Exp.	Hometown/High/Last School
5	TeMarcus Blanton	G	6-5	215	R-FR	HS	Locust Grove, Ga./Luella
24	Michael Carrera	F	6-5	214	SR	3VL	Anzoátegui, Venezuela/Montrose Christian School
14	Laimonas Chatkevicius	F	6-11	245	SR	3VL	Klaipeda, Lithuania/South Kent School
23	Eric Cobb	F	6-9	296	FR	HS	Jacksonville, Fla./St. Francis Academy (Maryland)
2	Raymond Doby	F	6-6	233	FR	HS	Cahokia, Ill./Montrose Christian/St. John's Northwestern Military Acad. (Wisconsin)
15	PJ Dozier	G	6-6	200	FR	HS	Columbia, S.C./Spring Valley
4	Jamall Gregory	G	6-2	202	FR	HS	Washington, D.C./Coolidge/Elev8 Institute (Florida)
31	Jarrell Holliman	F	6-7	200	R-SO	1VL	Alpharetta, Ga./Alpharetta/Elmhurst College
25	Mindaugas Kacinas	F	6-7	229	SR	3VL	Klaipeda, Lithuania/Word of Life Fire Traditional School
20	Justin McKie	G	6-4	197	JR	2VL	Columbia, S.C./Irmo
10	Duane Notice	G	6-2	218	JR	2VL	Woodbridge, Canada/St. Michael's/St. Thomas More (Oakdale, Conn.)
21	John Ragin	G	6-2	177	FR	HS	Eastover, S.C./Cardinal Newman
30	Chris Silva	F	6-9	220	FR	HS	Libreville, Gabon/Roselle (N.J.) Catholic
35	Brian Steele	F	6-5	204	SR	3VL	Greenville, S.C./Wade Hampton School
1	Marcus Stroman	G	6-2	185	SO	1VL	Columbia, S.C./Keenan
0	Sindarius Thornwell	G	6-5	215	JR	2VL	Lancaster, S.C./Oak Hill Academy

### Numerical Roster

No.	Name	Pos.	Ht.	Wt.	Cl.	Exp.	Hometown/High/Last School
0	Sindarius Thornwell	G	6-5	215	JR	2VL	Lancaster, S.C./Oak Hill Academy
1	Marcus Stroman	G	6-2	185	SO	1VL	Columbia, S.C./Keenan
2	Raymond Doby	F	6-6	233	FR	HS	Cahokia, Ill./Montrose Christian/St. John's Northwestern Military Acad. (Wisconsin)
4	Jamall Gregory	G	6-2	202	FR	HS	Washington, D.C./Coolidge/Elev8 Institute (Florida)
5	TeMarcus Blanton	G	6-5	215	R-FR	HS	Locust Grove, Ga./Luella
10	Duane Notice	G	6-2	218	JR	2VL	Woodbridge, Canada/St. Michael's/St. Thomas More (Oakdale, Conn.)
14	Laimonas Chatkevicius	F	6-11	245	SR	3VL	Klaipeda, Lithuania/South Kent School
15	PJ Dozier	G	6-6	200	FR	HS	Columbia, S.C./Spring Valley
20	Justin McKie	G	6-4	197	JR	2VL	Columbia, S.C./Irmo
21	John Ragin	G	6-2	177	FR	HS	Eastover, S.C./Cardinal Newman
23	Eric Cobb	F	6-9	296	FR	HS	Jacksonville, Fla./St. Francis Academy (Maryland)
24	Michael Carrera	F	6-5	214	SR	3VL	Anzoátegui, Venezuela/Montrose Christian School
25	Mindaugas Kacinas	F	6-7	229	SR	3VL	Klaipeda, Lithuania/Word of Life Fire Traditional School
30	Chris Silva	F	6-9	220	FR	HS	Libreville, Gabon/Roselle (N.J.) Catholic
31	Jarrell Holliman	F	6-7	200	R-SO	1VL	Alpharetta, Ga./Alpharetta/Elmhurst College
35	Brian Steele	F	6-5	204	SR	3VL	Greenville, S.C./Wade Hampton School

**Head Coach:** Frank Martin (Florida International, '93)

**Associate Head Coach/Recruiting Coordinator:** Matt Figger (Eastern Kentucky, '95)

**Assistant Coach:** Perry Clark (Gettysburg, '74)

**Assistant Coach:** Lamont Evans (Kansas State, '09)

**Director of Basketball Operations:** Andy Assaley (Cincinnati, '96)

**Strength & Conditioning Coach:** Scott Greenawalt (Muskingum College, '98)

**Athletic Trainer:** Mark Rodger (Buffalo, '01)

**Video Coordinator:** Patrick Schulte (Kansas State, '13)

**Student-Athlete Development:** Doug Edwards (Florida State, '07)

**Special Assistant to the Head Coach:** Jarett Gerald (South Carolina, '11)

**Associate Media Relations Director:** Emily Miles (Feeney) (Ball State, '03)


## TOP RETURNING ...

Scorer..... Notice, 11.7 ppg  
Rebounder ..... Carrera, 5.7 rpg  
Assist Maker..... Stroman, 3.1 apg  
FG Shooter \*..... Kacinas, 56.1%  
3-Point FG Shooter \$..... Notice, 36.3%  
FT Shooter \$..... Notice, 79.1%  
Shot Blocker..... Chatkevicius, 1.3 bpg  
Steal Maker ..... Thornwell, 1.3 spg

\* at least 100 attempts

\$ at least 50 attempts





# HEAD COACH FRANK MARTIN

HEAD COACH | NINTH SEASON OVERALL | 166-108 (.605) | FOURTH SEASON AT SOUTH CAROLINA | 49-54 (.475)

## THE MARTIN FILE

### COACHING

#### Experience

31st year

#### College Experience

16th season

#### College Head Coach Experience

9th season

#### Hire Date At Carolina

March 27, 2012

### PERSONAL

#### Hometown

Miami, Fla.

#### Alma Mater

Florida International, 1993 (B.A. Physical Ed.)

#### Family

Wife, Anya

Children, Brandon, Amalia and Christian

### COACHING RESUME

#### High School

Miami Senior High, 1985-93

Varsity Boys' Assistant Coach

Junior Varsity Boys' Head Coach

North Miami High, Head Coach, 1993-95

Miami Senior High, Head Coach, 1995-98

B.T. Washington High, Head Coach, 1999-2000

#### College Assistant Coach

Northeastern, 2000-04

Cincinnati, 2004-06

Kansas State, 2006-07

#### College Head Coach

Kansas State, 2007-12

South Carolina, 2012-present

Frank Martin was named the head men's basketball coach at the University of South Carolina on March 27, 2012, becoming the 32nd head coach in the history of the South Carolina program, which enters its 108th season as a varsity sport in 2015-16. Martin owns a 162-108 (.600) overall record as a head coach, entering his ninth season overall, and fourth season at South Carolina.

During his first season (2012-13) in Columbia, Martin led his squad to a 14-18 record, which included a 4-14 mark in SEC contests. The Garnet and Black captured the Hoops For Hope Classic tournament crown after posting a 4-0 record competing in the event with home victories over Milwaukee and Rider, before defeating Missouri State in overtime, and UALR in Puerto Vallarta, Mexico, over the Thanksgiving holiday. Freshman forward Michael Carrera was honored after the conclusion of the regular season with selection to the 2013 SEC All-Freshman Team, as voted on by the league's head coaches. During the spring of 2013, the Gamecock coaching staff signed seven freshmen, while welcoming Villanova transfer Ty Johnson to the team, a recruiting class which ranked No. 23 in the nation according to ESPN.com.

Martin's second season (2013-14) leading the Gamecocks saw the squad win four of its final six games of the year, including two games in the SEC Tournament, marking the first Tournament wins for the Gamecocks since the 2008 campaign. Martin and his staff put together a non-conference schedule that challenged his team to prepare for the rigors of the SEC campaign. The Gamecocks posted several quality victories, including a win versus Saint Mary's at the Hawaiian Airlines Diamond Head Classic in December, and home victories versus Alabama, Vanderbilt and No. 17 Kentucky to name a few.

Martin tutored his second SEC All-Freshman Team honoree in as many seasons, as rookie guard Sindarius Thornwell led all freshmen in the SEC in league games in points (15.6) and assists (4.0) to earn a spot on the postseason team. Thornwell also garnered three SEC Freshman of the Week awards, and was named the Feb. 18 Wayman Tisdale National Freshman of the Week.

South Carolina put together a 9-3 non-conference record in 2014-15, entering SEC play receiving votes in both the Coaches and AP Top 25 polls for the first time since 2006 and 2009, respectively. Martin led his Gamecocks to a thrilling upset win over No. 9/9 Iowa State at the Barclays Center in Brooklyn, N.Y., on Jan. 3, marking Carolina's first win over a top-10 opponent since the 2009-10 campaign. The Gamecocks ranked as high as fourth in the nation in opponent field goal percentage during the season, and finished the campaign holding opponents to just 38.7 percent from the field, which ranked 13th nationally. Sophomore guards Duane Notice and Sindarius Thornwell each picked up an SEC Player of the Week honor during the campaign, and for the second-straight season, the Gamecocks won four of their final six games and won two contests in the SEC Tournament, advancing to the quarterfinal round.

Carolina posted a final record of 17-16 for the 2014-15 campaign, which marked the first winning season for the squad since the 2008-09 season, while Carolina's six SEC wins marked the highest since 2010 as well. Martin also announced during the summer, that his team had completed its fifth-straight semester with a cumulative team GPA of 3.0 or above in the spring. For its classroom achievements, South Carolina was honored with the NABC's Team Academic Excellence Award, the only SEC team to be named to the list. Individually, three Gamecocks were named to the NABC Honors Court, in juniors Laimonas Chatkevicius and Mindaugas Kacinas, and senior, Austin Constable, who was on his second Honors Court list. South Carolina saw 12 student-athletes named to the SEC Winter Academic, and the SEC First-Year Academic Honor Rolls for the year.

Martin tutored his second SEC All-Freshman Team honoree in as many seasons, as rookie guard Sindarius Thornwell led all freshmen in the SEC in league games in points (15.6) and assists (4.0) to earn a spot on the postseason team. Thornwell also garnered three SEC Freshman of the Week awards, and was named the Feb. 18 Wayman Tisdale National Freshman of the Week.

## MARTIN'S CAREER RECORD, YEAR-BY-YEAR

YEAR	RECORD	CONFERENCE (FINISH)	POSTSEASON
2007-08	21-12	10-6 (3rd)	1-1; NCAA Tournament 2nd Round
2008-09	22-12	9-7 (t4th)	1-1; NIT
2009-10	29-8	11-5 (t2nd)	3-1; NCAA Tournament Elite Eight
2010-11	23-11	10-6 (t3rd)	1-1; NCAA Tournament Third Round
2011-12	22-11	10-8 (5th)	1-1; NCAA Tournament Third Round
2012-13	14-18	4-14 (t12th)	-
2013-14	14-20	5-13 (13th)	-
2014-15	17-16	6-12 (t11th)	-
2015-16	4-0	-	-
<b>Totals</b>	<b>166-108 (.605)</b>	<b>65-71 (.477)</b>	<b>7-5 (.583)/4 NCAA/1 NIT</b>



## GAMECOCKS' RECORD WHEN ...

At home	2-0
On the road	0-0
At neutral sites	2-0
In overtime	0-0
vs. Top 25 team	0-0
vs. Top 10 team	0-0
vs. Top 3 team	0-0
Leading at half	4-0
Trailing at half	0-0
Tied at half	0-0
Shooting 50% or better	1-0
Shooting between 39-49%	3-0
Shooting less than 39%	0-0
Opp. shooting 50% or better	1-0
Opp. shooting between 39-49%	1-0
Opp. shooting less than 39%	2-0
Shooting better than opp.	3-0
Shooting worse than/equal to opp.	1-0
Starters out-score opp. starters	3-0
Opp. starters score/equal more	1-0
Bench out-scores opp. bench	3-0
Opp. bench scores/equals more	1-0
Having more FTs than opp.	4-0
Having equal/less FTs than opp.	0-0
Have more TOs than opp.	0-0
Having equal/less TOs than opp.	4-0
Having more rebounds than opp.	4-0
Having equal/less rebounds than opp.	0-0
Making 6 or more 3FGs	2-0
Having 15 or more assists	2-0
Score more points in paint than opp.	4-0
Scoring equal/less points in paint than opp.	0-0
Scoring more points off TOs than opp.	2-0
Scoring equal/less points off TOs than opp.	2-0
Scoring more 2nd-chance points than opp.	4-0
Scoring equal/less 2nd-chance points than opp.	0-0
Scoring more fast break points than opp.	4-0
Scoring equal/less fast break points than opp.	0-0
Wearing white uniforms	4-0
Wearing Garnet uniforms	0-0
Wearing Black uniforms	0-0
Playing on live TV/live broadcast	4-0
Playing in November	4-0
Playing in December	0-0
Playing in January	0-0
Playing in February	0-0
Playing in March	0-0
Playing a day-game	0-0
Playing a night-game	4-0
Playing on Sunday	1-0
Playing on a Monday	1-0
Playing on a Tuesday	0-0
Playing on a Wednesday	0-0
Playing on a Thursday	0-0
Playing on a Friday	1-0
Playing on a Saturday	1-0
Scoring margin is 5 points or less	0-0
Margin is between 6-10	0-0
Margin is between 11-20	4-0
Margin is more than 20	0-0
Scoring 59 points or less	0-0
Scoring 60-69 points	0-0
Scoring 70-79 points	1-0
Scoring 80-89 points	2-0
Scoring 90-99 points	1-0
Scoring 100+ points	0-0

### MISCELLANEOUS

Current streak	W4
Home court streak	W2
Away streak	-
Neutral court streak	W2

## 2015-16 SUPERLATIVES

(tied for team lead also included)

Scoring Leaders	'15-16	Career
Sindarius Thornwell	1	23
Duane Notice	1	13
Laimonas Chatkevicius	1	4
Mindaugas Kacinas	2	5

Rebounding Leaders	'15-16	Career
Sindarius Thornwell	2	24
Mindaugas Kacinas	1	22
Chris Silva	1	1
PJ Dozier	1	1

Assists Leaders	'15-16	Career
Sindarius Thornwell	2	26
Duane Notice	1	25
Michael Carrera	1	1
PJ Dozier	1	1

Blocks Leaders	'15-16	Career
Laimonas Chatkevicius	1	36
Mindaugas Kacinas	1	18
Chris Silva	1	1
PJ Dozier	1	1

Steals Leaders	'15-16	Career
Sindarius Thornwell	2	24
Mindaugas Kacinas	1	14
Duane Notice	2	12
Laimonas Chatkevicius	1	8
Marcus Stroman	1	6
PJ Dozier	2	2

Double-Figure Scoring	'15-16	Career
Sindarius Thornwell	4	48
Duane Notice	3	36
Michael Carrera	1	26
Laimonas Chatkevicius	3	23
Mindaugas Kacinas	3	17
Chris Silva	1	1
PJ Dozier	1	1

20+ points	'15-16	Career
Laimonas Chatkevicius	1	1
Mindaugas Kacinas	1	1

30+ points	'15-16	Career
-		

Double-Figure Rebounding	'15-16	Career
Mindaugas Kacinas	1	12
Sindarius Thornwell	1	4

5+ assists	'15-16	Career
Sindarius Thornwell	2	10

3+ steals	'15-16	Career
Sindarius Thornwell	1	8
PJ Dozier	1	1

2+ blocks	'15-16	Career
Laimonas Chatkevicius	1	24
Michael Carrera	1	20
Mindaugas Kacinas	1	15
Chris Silva	1	1
PJ Dozier	1	1

Double-Doubles	'15-16	Career
Mindaugas Kacinas	1	4
Sindarius Thornwell	1	4

### Clutch Free Throws (under 5 min/OT)

	FT-FTA	FT%
Chris Silva	2-2	1.000
Marcus Stroman	2-2	1.000
Michael Carrera	4-4	1.000
Mindaugas Kacinas	3-4	.750
Laimonas Chatkevicius	1-4	.250
Sindarius Thornwell	3-6	.500
<b>Totals</b>	<b>15-22</b>	<b>.682</b>

Dunks	'15-16
Chris Silva	2
Michael Carrera	2
Mindaugas Kacinas	1
Laimonas Chatkevicius	1
Duane Notice	1
PJ Dozier	1

Charges Taken	'15-16
Michael Carrera	2
Chris Silva	1

### Miscellaneous

Largest Halftime Lead	
SC	9, vs. DePaul, Nov. 20, 2015
Opp	-
Smallest Halftime Lead	
SC	3, vs. Oral Roberts, Nov. 16, 2015
Opp	-
Fewest Points In First Half	
SC	30, vs. Oral Roberts, Nov. 16, 2015
Opp	28, DePaul, Nov. 20, 2015
Most Points In First Half	
SC	46, vs. Hofstra, Nov. 22, 2015
Opp	39, Hofstra, Nov. 22, 2015
Fewest Points In Second Half	
SC	39, vs. DePaul, Nov. 20, 2015
Opp	33, DePaul, Nov. 20, 2015
Most Points In Second Half	
SC	51, vs. Oral Roberts, Nov. 16, 2015
Opp	45, Hofstra, Nov. 22, 2015
Most Points in Overtime	
SC	-
Opp	-
Largest Margin of Victory	
SC	18, vs. Oral Roberts, Nov. 16, 2015
Opp	-
Smallest Margin of Victory	
SC	10, vs. Hofstra, Nov. 22, 2015
Opp	-

## 2015-16 GAME BY GAME COMPARISON

	Date	Result	FG-A	Pct	3FG-A	Pct	FT-A	Pct	O-D-Total	PF	Pts	A	TO	Blk	Stl	Min	Half
Norfolk State %			19-56	.339	11-28	.393	20-23	.870	12-23-35	35	69	12	18	3	7	200	34
South Carolina	Nov. 14, 2015	W, 84-69	23-59	.390	9-22	.409	29-42	.690	19-27-46	19	84	15	13	4	9	200	40
Oral Roberts			22-51	.431	4-14	.286	18-23	.783	4-24-28	23	66	7	13	5	3	200	30
South Carolina	Nov. 16, 2015	W, 84-66	29-73	.397	7-21	.333	19-27	.704	19-25-44	22	84	14	6	4	5	200	33
DePaul \$			19-52	.365	3-14	.214	20-31	.645	10-23-33	27	61	9	15	2	4	200	28
South Carolina	Nov. 20, 2015	W, 76-61	24-60	.400	5-13	.385	23-34	.676	16-27-43	27	76	11	12	4	5	200	37
Hofstra \$			28-55	.509	17-34	.500	11-17	.647	6-17-23	21	84	16	14	2	2	200	39
South Carolina	Nov. 22, 2015	W, 94-84	37-68	.544	5-9	.556	15-23	.652	18-23-41	18	94	16	9	5	4	200	46

% - Paradise Jam (Columbia, S.C. | \$ - Paradise Jam (St. Thomas, USVI)







**GAME 3 - CAROLINA 76, DEPAUL 61**  
**NOV. 20, 2015/ST. THOMAS, USVI**

**ST THOMAS, USVI** - Behind a career high 23 points from senior forward Mindaugas Kacinas, the South Carolina men's basketball team (3-0) posted a 76-61 victory over DePaul (1-2) in the opening round of the U.S. Virgin Islands Paradise Jam in St. Thomas on Friday night. Kacinas posted his first-career 20-point outing, behind a 10-of-15 effort from the free throw line and a 6-of-13 mark from the floor. The Gamecocks played solid defensively against the Blue Demons, holding DePaul to 36.5 percent from the floor, including 21.4 percent from 3-point range.

South Carolina jumped out to a 9-3 lead on a lay-in from junior guard Sindarius Thornwell and pushed the advantage to 16-9 on a two-handed dunk from classmate Duane Notice. Both teams struggled from the free throw line early, but DePaul clawed back and tied the contest at 16 on a made 3-point bucket and a pair of jumpers in the lane from Rashaun Stimpage.

Kacinas carried the Gamecocks to halftime, scoring seven of the final 17 points, including five from the free throw line. Thornwell added four points during the final stretch and Notice beat the buzzer with a 3 from the corner to give Carolina a nine-point lead at the break, 37-28.

An off-balance tip-in and make from the foul line for Kacinas with 14:32 remaining in the contest saw the Gamecock lead grow to 15 at 49-37. The Blue Demons continued to chip away at the Carolina advantage, however, and pulled to within five on a pair of free throws from Myke Henry at the eight-minute mark.

Thornwell connected on a pair of makes from the line and senior forward Laimonas Chatkevicius and freshman guard PJ Dozier connected on consecutive lay-ups to push the Gamecock lead back to 14 with 6:22 remaining. The Blue Demons would not get closer than 13 the rest of the way, and the Gamecocks secured the 76-61 win.

**GAME 4 - CAROLINA 94, HOFSTRA 84**  
**NOV. 22, 2015/ST. THOMAS, USVI**

**ST THOMAS, USVI** - The South Carolina men's basketball team found itself in a shootout Sunday night, taking on a veteran Hofstra team in the semifinal of the Paradise Jam. The Pride came in fresh off an upset of Florida State and gave the Gamecocks all they could handle, but a season-best performance from the Garnet and Black offense would be too much to account for in a 94-84 win. Carolina (4-0) would see all five of its starters score 12 points or more, and the interior offense was a strong point all night long.

Despite the 10:30 p.m. local time tip, the offenses would be wide-awake early on. The Gamecocks enjoyed a 6-of-10 start overall from the field, but The Pride (3-1) countered with four 3s in the first five minutes to take a 14-13 lead into the first media timeout. A 13-2 run for Carolina in the ensuing four minutes of action would open the game up to 26-16. Facing a size disadvantage, Hofstra would settle for 3s but would not be able to maintain its hot start. A four-minute scoring drought starting from the 14:27 mark would help dig the early hole.

Hofstra would not go quietly, rediscovering its range to hang in down the stretch in the first half. Guard Juan'ya Green connected on five of his first six 3-point attempts and accounted for 19 of the team's first 32 points through the first 15 minutes of action. His fifth 3 brought the Gamecock lead down to six, 38-32. The lead would get all the way down to two, 41-39, but the Gamecocks scored the final five points of the half to take the 46-39 advantage into the break.

Mindaugas Kacinas would stay keyed in offensively, scoring 14 points in the first half to lead Carolina. Green would finish with 22 points for Hofstra. The Pride bombed in 18 3-point attempts in the first 20 minutes, hitting on eight. That long-distance commitment would hurt them inside, as the Gamecocks enjoyed a plus-10 rebounding margin and a 20-6 advantage in points in the paint.

During the halftime break, the lights in the UVI Sports & Fitness Center would malfunction due to a power surge, but the referees determined enough light was on the court to resume the game. Neither team would seem to mind, connecting on three shots apiece in the first three minutes of action. A pair of 3s from Ameen Tanksley would keep the first-half narrative alive for Hofstra, who attempted just five two-point field goals in the first eight minutes of the second half.

Hofstra would hit its sixth 3 of the first nine minutes of action to take just its second lead of the game at 65-64. The Pride would start 6-of-9, but a Duane Notice 3 would give Carolina the lead back. Despite the shower of 3s, Carolina weathered the storm with an efficient offense that saw contributions from all over the lineup. PJ Dozier would have his best game yet as a Gamecock, scoring seven of his season-best 12 points in the second half, including a perfect 3-3 from the field in the half. The freshman added nine rebounds as well.

A 3 from Brian Bernardi cut Carolina's lead to 74-72 with seven minutes to play, but a 3 from Dozier and back-to-back scoring possessions from Chris Silva would help the Gamecocks extend back out to an 83-72 lead. It would ultimately be a 12-0 run for Carolina, as Hofstra would go 4:22 without a point to see its upset attempt wilt down the stretch. The Pride would kick up the pressure in the final two minutes of regulation, but a pair of dunks from Michael Carrera out of press-breaks would keep the game well out of reach.

**GAME 3**



Official Basketball Box Score - Game Totals - Final Statistics  
**DePaul vs South Carolina**  
 11/20/15 7:10 p.m.AST at St. Thomas, U.S. Virgin Islands

**DePaul 61 • 1-2**

#	Player	Total		3-Ptr		Rebounds			PF	TP	A	TO	Blk	Stl	Min
		FG	FGA	FG	FGA	FT	FTA	Off							
03	STIMAGE, Rashaun	f	2-4	0-0	0-0	0	1	1	4	4	0	0	1	0	15
04	HENRY, Myke	f	2-6	0-1	2-2	3	2	5	4	6	0	4	1	1	20
02	HAMILTON IV, Tommy	c	1-6	0-2	1-4	1	5	6	0	3	0	2	0	0	23
05	GARRETT, Billy	g	2-6	0-2	7-7	0	2	2	11	4	2	0	0	0	29
11	CAIN, Eli	g	2-10	0-1	1-2	3	3	6	2	5	1	1	0	0	17
00	CURRINGTON, RJ	g	1-1	0-0	0-1	0	0	0	2	2	0	0	0	0	3
01	WOOD, Darrick	g	5-11	1-4	3-4	0	2	2	4	14	0	1	0	2	25
10	MOLNARI, David	g	0-0	0-0	0-0	0	0	0	0	0	0	0	0	0	1
12	PHILLIPS, Develle	g	0-0	0-0	0-2	0	0	0	0	0	0	0	0	0	2
13	DOLINS, Cory	g	0-0	0-0	0-0	0	0	0	0	0	0	0	0	0	1
15	SIMPSON, Aaron	g	2-6	2-4	0-0	1	2	3	1	6	4	2	0	0	24
23	GAZI, Erten	g	1-1	0-0	2-2	0	1	1	1	4	0	2	0	0	9
25	BARRY, Oumar	g	0-0	0-0	0-0	0	0	0	0	0	0	0	0	0	2
30	RYCKBOSCH, Peter	g	1-1	0-0	3-5	2	2	4	2	5	0	1	0	1	20
33	HANEL, Joe	g	0-0	0-0	1-2	0	0	0	4	1	0	0	0	0	9
	Team					0	3	3							
	Totals		19-52	3-14	20-31	10	23	33	27	61	9	15	2	4	200
	FG % 1st Half:	9-23	39.1%	2nd Half:	10-29	34.5%	Game:	19-52	36.5%						Deadb
	3FG % 1st Half:	2-9	22.2%	2nd Half:	1-5	20.0%	Game:	3-14	21.4%						Rebound
	FT % 1st Half:	8-12	66.7%	2nd Half:	12-19	63.2%	Game:	20-31	64.5%						7.3

**South Carolina 76 • 3-0**

#	Player	Total		3-Ptr		Rebounds			PF	TP	A	TO	Blk	Stl	Min
		FG	FGA	FG	FGA	FT	FTA	Off							
14	CHATKEVICIUS, L.	f	3-11	0-1	1-2	3	2	5	3	7	0	1	1	0	23
24	CARRERA, Michael	f	2-3	1-1	2-2	2	5	7	3	7	4	1	0	0	27
25	KACINAS, Mindaugas	f	6-13	1-5	10-15	4	1	5	2	23	1	2	0	0	33
00	THORNWELL, Sindarius	g	4-10	0-1	2-3	3	7	10	3	10	3	3	0	0	31
01	DOZIER, PJ	g	3-6	0-0	1-2	1	1	2	2	7	0	2	0	2	14
01	STROMAN, Marcus	g	2-6	1-3	2-2	0	3	3	2	7	0	1	0	0	18
02	DOBY, Raymond	g	0-0	0-0	0-0	0	0	0	0	3	0	0	0	0	1
04	GREGORY, Jamall	g	0-0	0-0	0-0	0	0	0	0	0	0	0	0	0	1
10	NOTICE, Duane	g	3-8	2-2	3-4	1	1	2	2	11	3	1	0	1	23
20	MCKIE, Justin	g	0-0	0-0	0-0	0	1	1	0	0	0	0	0	0	8
23	COBB, Eric	g	0-0	0-0	0-0	0	3	3	0	0	0	0	0	0	11
30	SILVA, Chris	g	1-3	0-0	2-4	0	2	2	4	4	0	1	1	0	10
	Team					2	1	3							
	Totals		24-60	5-13	23-34	16	27	43	27	76	11	12	4	5	200
	FG % 1st Half:	12-28	42.9%	2nd Half:	12-32	37.5%	Game:	24-60	40.0%						Deadb
	3FG % 1st Half:	3-7	42.9%	2nd Half:	2-6	33.3%	Game:	5-13	38.5%						Rebound
	FT % 1st Half:	10-17	58.8%	2nd Half:	13-17	76.5%	Game:	23-34	67.6%						5

Officials: Les Jones, Nathan Farrell, Justin Porterfield  
 Technical fouls: DePaul-None, South Carolina-None.  
 Attendance: 1715  
 2015 Paradise Jam Men's Basketball Tournament.  
 Presented by Basketball Travelers

Score by periods	1st	2nd	Total	Points	In	Off	2nd	Fast	Bench
DePaul	28	33	61						
South Carolina	37	39	76						

Last FG - DePaul 2nd-00:44, SC 2nd-04:07.  
 Largest lead - DePaul None, SC by 16 2nd-11:19.  
 DePaul led for 00:00, SC led for 38:50. Game was tied for 01:10.

Score tied - 2 times.  
 Lead changed - 0 times.

**GAME 4**



Official Basketball Box Score - Game Totals - Final Statistics  
**Hofstra vs South Carolina**  
 11/22/15 10:30p.m.AST at St. Thomas, U.S. Virgin Islands

**Hofstra 84 • 3-1**

#	Player	Total		3-Ptr		Rebounds			PF	TP	A	TO	Blk	Stl	Min
		FG	FGA	FG	FGA	FT	FTA	Off							
02	TANKSLEY, Ameen	f	7-13	4-7	0-2	0	3	3	3	18	3	1	1	0	32
11	GUSTYS, Rokas	f	0-1	0-0	2-4	2	4	6	3	2	0	0	0	0	25
12	KOON, Denton	f	3-7	1-2	0-0	1	2	3	4	7	4	1	0	0	23
01	GREEN, Juan'ya	g	7-15	6-13	8-10	0	2	2	3	28	7	5	0	0	39
14	BERNARDI, Brian	g	5-7	4-6	0-0	0	2	2	0	14	1	2	0	0	35
00	NICHOLS, Malik	g	1-5	1-3	0-0	0	1	1	5	3	0	2	0	1	22
03	WRIGHT-FOREMAN, J.	g	2-3	0-1	0-0	0	2	2	1	4	0	0	1	0	9
04	BUJE, Desure	g	3-4	1-2	1-1	0	0	0	2	8	1	3	0	1	13
44	WALKER, Andre	g	0-0	0-0	0-0	0	0	0	0	0	0	0	0	0	2
	Team					3	1	4							
	Totals		28-55	17-34	11-17	6	17	23	21	84	16	14	2	2	200
	FG % 1st Half:	13-30	43.3%	2nd Half:	15-25	60.0%	Game:	28-55	50.9%						Deadb
	3FG % 1st Half:	8-18	44.4%	2nd Half:	9-16	56.3%	Game:	17-34	50.0%						Rebound
	FT % 1st Half:	5-10	50.0%	2nd Half:	6-7	85.7%	Game:	11-17	64.7%						2.1

**South Carolina 94 • 4-0**

#	Player	Total		3-Ptr		Rebounds			PF	TP	A	TO	Blk	Stl	Min
		FG	FGA	FG	FGA	FT	FTA	Off							
14	CHATKEVICIUS, L.	f	8-14	0-0	1-3	3	2	5	1	17	1	0	3	1	28
24	CARRERA, Michael	f	7-11	2-2	1-2	1	3	4	3	17	1	2	0	0	27
25	KACINAS, Mindaugas	f	9-10	0-1	0-1	2	3	5	3	18	1	2	0	1	31
00	THORNWELL, Sindarius	g	4-8	0-2	6-8	1	8	9	1	14	6	0	0	0	33
01	DOZIER, PJ	g	5-10	2-2	0-1	4	5	9	3	12	2	3	0	0	26
01	STROMAN, Marcus	g	0-1	0-0	0-0	1	0	1	4	2	0	0	0	1	15
10	NOTICE, Duane	g	2-7	1-2	2-2	1	0	1	0	7	3	0	0	1	25
23	COBB, Eric	g	1-2	0-0	0-0	0	0	0	1	2	0	0	0	0	4
30	SILVA, Chris	g	1-5	0-0	5-6	3	0	3	2	7	0	2	0	0	11
	Team					2	2	4							
	Totals		37-68	5-9	15-23	18	23	41	18	94	16	9	5	4	200
	FG % 1st Half:	18-38	47.4%	2nd Half:	19-30	63.3%	Game:	37-68	54.4%						Deadb
	3FG % 1st Half:	2-5	40.0%	2nd Half:</											



# #24 - MICHAEL CARRERA

SENIOR | FORWARD | 6'5" | 214 | 3 LETTERS

ANZOÁTEGUI, VENEZUELA/MONTROSE CHRISTIAN SCHOOL

## SEASON NOTABLES

- Team's top returning rebounder after collecting 5.7 per game last season
- Has led the team in rebounding all three of his seasons at South Carolina, including a career high 7.2 per game during his rookie season (2012-13)
- Scored five points and collected three rebounds before fouling out of exhibition vs. Allen
- Tallied four points and collected six rebounds in season opener vs. Norfolk State
- Scored eight points with six rebounds in just 15 minutes against Oral Roberts
- Led team with four assists vs. DePaul, adding seven points and seven rebounds in 27 minutes
- Posted a season high with 17 points, adding four rebounds and two blocks in win vs. Hofstra

## CARRERA'S CAREER HIGHS

### Points

Career 23, vs. LSU (Jan. 16, 2013)  
 Season 817, vs. Hofstra (Nov. 22, 2015)

### Field Goals

Career 7, twice, last vs. Hofstra (Nov. 22, 2015)  
 Season 7, vs. Hofstra (Nov. 22, 2015)

### Field Goal Attempts

Career 13, twice, last vs. Texas A&M (March 2, 2013)  
 Season 11, vs. Hofstra (Nov. 22, 2015)

### 3-Point Field Goals

Career 2, 5x, last vs. Hofstra (Nov. 22, 2015)  
 Season 2, vs. Hofstra (Nov. 22, 2015)

### 3-Point Field Goal Attempts

Career 5, vs. Longwood (Nov. 9, 2013)  
 Season 4, vs. Norfolk State (Nov. 14, 2015)

### Free Throws

Career 9, vs. LSU (Jan. 16, 2013)  
 Season 2, twice, last vs. DePaul (Nov. 20, 2015)

### Free Throw Attempts

Career 10, vs. LSU (Jan. 16, 2013)  
 Season 2, 4x, last vs. Hofstra (Nov. 22, 2015)

### Rebounds

Career 15, vs. Milwaukee (Nov. 1, 2012)  
 Season 7, vs. DePaul (Nov. 20, 2015)

### Assists

Career 5, vs. Auburn (Jan. 12, 2013)  
 Season 4, vs. DePaul (Nov. 20, 2015)

### Blocks

Career 4, twice, last vs. Alabama (Feb. 15, 2014)  
 Season 2, vs. Hofstra (Nov. 22, 2015)

### Steals

Career 4, at Texas A&M (Jan. 15, 2014)  
 Season 1, twice, last vs. Oral Roberts (Nov. 16, 2015)

### Minutes Played

Career 36, vs. LSU (Jan. 16, 2013)  
 Season 27, twice, last vs. Hofstra (Nov. 22, 2015)

## 2015-16

Opponent	Date	GS	Min	FG-FGA	Pct	3FG-FGA	Pct	FT-FTA	Pct	Off	Def	Tot	Avg	PF	FO	A	TO	Blk	Stl	Pts	Avg
Norfolk State	11/14/15	*	26	1-8	.125	1-4	.250	1-2	.500	1	5	6	6.0	1	0	1	2	1	1	4	4.0
Oral Roberts	11/16/15	*	15	3-5	.600	0-0	.000	2-2	1.000	2	4	6	6.0	3	0	2	0	0	1	8	6.0
vs. DePaul	11/20/15	*	27	2-3	.667	1-1	1.000	2-2	1.000	2	5	7	6.3	3	0	4	1	0	0	7	6.3
vs. Hofstra	11/22/15	*	27	7-11	.636	2-2	1.000	1-2	.500	1	3	4	5.8	3	0	1	1	2	0	17	9.0
vs. Tulsa	11/23/15																				
Lipscomb	11/27/15																				
Western Carolina	11/30/15																				
USF	12/5/15																				
Drexel	12/15/15																				
at Clemson	12/18/15																				
vs. St. John's	12/22/15																				
Francis Marion	12/30/15																				
Memphis	1/2/16																				
at Auburn	1/5/16																				
Vanderbilt	1/9/16																				
at Alabama	1/13/16																				
Missouri	1/16/16																				
at Ole Miss	1/19/16																				
at Tennessee	1/23/16																				
Mississippi State	1/26/16																				
Alabama	1/30/16																				
at Georgia	2/2/16																				
Texas A&M	2/6/16																				
LSU	2/10/16																				
Kentucky	2/13/16																				
at Missouri	2/16/16																				
Florida	2/20/16																				
Tennessee	2/24/16																				
at Mississippi State	2/27/16																				
Georgia	3/3/16																				
at Arkansas	3/5/16																				

## CAREER STATISTICS

Season	GP-GS	Min	Avg	FG	FGA	Pct	3FG	3FGA	Pct	FT	FTA	Pct	Off	Def	Tot	Avg	PF	FO	Ast	TO	Blk	Stl	Pts	Avg
2012-13	27-22	572	21.2	89	201	.443	7	20	.350	83	112	.741	80	115	195	7.2	85	5	17	51	17	9	268	9.9
2013-14	33-20	649	19.7	64	169	.379	7	30	.233	63	100	.630	76	110	186	5.6	87	1	17	38	32	26	198	6.0
2014-15	30-21	635	21.2	70	167	.419	12	39	.308	62	88	.705	65	107	172	5.7	88	3	12	32	20	12	214	7.1
2015-16	4-4	95	23.8	13	27	.481	4	7	.571	6	8	.750	6	17	23	5.8	10	0	8	4	3	2	36	9.0
<b>Totals</b>	<b>94-67</b>	<b>1951</b>	<b>20.8</b>	<b>236</b>	<b>564</b>	<b>.418</b>	<b>30</b>	<b>96</b>	<b>.313</b>	<b>214</b>	<b>308</b>	<b>.695</b>	<b>227</b>	<b>349</b>	<b>576</b>	<b>6.1</b>	<b>270</b>	<b>9</b>	<b>54</b>	<b>125</b>	<b>72</b>	<b>49</b>	<b>716</b>	<b>7.6</b>

## CAREER SEC STATISTICS

Season	GP-GS	Min	Avg	FG	FGA	Pct	3FG	3FGA	Pct	FT	FTA	Pct	Off	Def	Tot	Avg	PF	FO	Ast	TO	Blk	Stl	Pts	Avg
2013	18-15	394	21.9	59	139	.424	5	15	.333	53	74	.716	54	77	131	7.3	57	4	11	32	8	8	176	9.8
2014	18-14	395	21.9	34	90	.378	3	13	.231	32	55	.582	49	69	118	6.6	52	1	9	18	19	16	103	5.7
2015	18-13	404	22.4	43	101	.426	7	24	.292	40	51	.784	46	69	107	6.4	54	2	9	21	12	6	133	7.4
<b>Totals</b>	<b>54-42</b>	<b>1194</b>	<b>22.1</b>	<b>136</b>	<b>330</b>	<b>.412</b>	<b>15</b>	<b>52</b>	<b>.288</b>	<b>125</b>	<b>180</b>	<b>.694</b>	<b>149</b>	<b>215</b>	<b>364</b>	<b>6.7</b>	<b>163</b>	<b>7</b>	<b>29</b>	<b>71</b>	<b>39</b>	<b>30</b>	<b>412</b>	<b>7.6</b>

GAME #5 - VS. TULSA - MONDAY, NOV. 23, 2015 - GAMECOCK BASKETBALL





# #14 - LAIMONAS CHATKEVICIUS

SENIOR | FORWARD | 6'11" | 245 | 3 LETTERS

KLAIPEDA, LITHUANIA/SOUTH KENT SCHOOL (CONN.)

## SEASON NOTABLES

- Put together best season of his career during junior campaign, nearly doubling season scoring average and more than doubling blocked shots
- 1.3 blocks per game as a junior ranked eighth in the SEC
- Tallied a double-double in exhibition vs. Allen with 12 points and 13 rebounds, including five offensive boards
- 13 points with four rebounds, one assist and one block in 21 minutes in the opener vs. Norfolk State
- Erupted for 19 second-half points to set a new career high of 27 in a win over Oral Roberts
- Seven points and five rebounds, including three offensive boards, in win vs. DePaul
- Tallied 17 points and five rebounds along with a team high three blocks in win vs. Hofstra

## CHATKEVICIUS' CAREER HIGHS

### Points

Career 27, vs. Oral Roberts (Nov. 16, 2015)  
 Season 27, vs. Oral Roberts (Nov. 16, 2015)

### Field Goals

Career 9, vs. Oral Roberts (Nov. 16, 2015)  
 Season 9, vs. Oral Roberts (Nov. 16, 2015)

### Field Goal Attempts

Career 14, twice, last vs. Hofstra (Nov. 22, 2015)  
 Season 14, twice, last vs. Hofstra (Nov. 22, 2015)

### 3-Point Field Goals

Career 2, twice, last vs. Oral Roberts (Nov. 16, 2015)  
 Season 2, vs. Oral Roberts (Nov. 16, 2015)

### 3-Point Field Goal Attempts

Career 3, vs. Oral Roberts (Nov. 16, 2015)  
 Season 3, vs. Oral Roberts (Nov. 16, 2015)

### Free Throws

Career 8, vs. Arkansas (March 13, 2014)  
 Season 7, vs. Oral Roberts (Nov. 16, 2015)

### Free Throw Attempts

Career 11, vs. Oral Roberts (Nov. 16, 2015)  
 Season 11, vs. Oral Roberts (Nov. 16, 2015)

### Rebounds

Career 13, vs. UNC Asheville (Nov. 26, 2014)  
 Season 6, vs. Oral Roberts (Nov. 16, 2015)

### Assists

Career 4, vs. Jacksonville (Dec. 7, 2012)  
 Season 1, vs. Norfolk State (Nov. 14, 2015)

### Blocks

Career 3, 7x, vs. Hofstra (Nov. 22, 2015)  
 Season 3, vs. Hofstra (Nov. 22, 2015)

### Steals

Career 3, at Tennessee (Feb. 8, 2014)  
 Season 1, twice, last vs. Hofstra (Nov. 22, 2015)

### Minutes Played

Career 35, vs. Mississippi State (Feb. 28, 2015)  
 Season 28, vs. Hofstra (Nov. 22, 2015)

## 2015-16

Opponent	Date	GS	Min	FG-FGA	Pct	3FG-FGA	Pct	FT-FTA	Pct	Off	Def	Tot	Avg	PF	FO	A	TO	Blk	Stl	Pts	Avg
Norfolk State	11/14/15	*	21	5-8	.625	0-1	.000	3-3	1.000	3	1	4	4.0	2	0	1	0	1	0	13	13.0
Oral Roberts	11/16/15	*	25	9-14	.643	2-3	.667	7-11	.636	4	2	6	5.0	3	0	0	0	1	1	27	20.0
vs. DePaul	11/20/15	*	23	3-11	.272	0-1	.000	1-2	.500	3	2	5	5.0	3	0	0	1	1	0	7	15.7
vs. Hofstra	11/22/15	*	28	8-14	.571	0-0	.000	1-3	.333	3	2	5	5.0	1	0	1	0	3	1	17	16.0
vs. Tulsa	11/23/15																				
Lipscomb	11/27/15																				
Western Carolina	11/30/15																				
USF	12/5/15																				
Drexel	12/15/15																				
at Clemson	12/18/15																				
vs. St. John's	12/22/15																				
Francis Marion	12/30/15																				
Memphis	1/2/16																				
at Auburn	1/5/16																				
Vanderbilt	1/9/16																				
at Alabama	1/13/16																				
Missouri	1/16/16																				
at Ole Miss	1/19/16																				
at Tennessee	1/23/16																				
Mississippi State	1/26/16																				
Alabama	1/30/16																				
at Georgia	2/2/16																				
Texas A&M	2/6/16																				
LSU	2/10/16																				
Kentucky	2/13/16																				
at Missouri	2/16/16																				
Florida	2/20/16																				
Tennessee	2/24/16																				
at Mississippi State	2/27/16																				
Georgia	3/3/16																				
at Arkansas	3/5/16																				

## CAREER STATISTICS

Season	GP-GS	Min	Avg	FG	FGA	Pct	3FG	3FGA	Pct	FT	FTA	Pct	Off	Def	Tot	Avg	PF	FO	Ast	TO	Blk	Stl	Pts	Avg
2012-13	23-10	304	13.2	38	85	.447	3	10	.300	22	36	.611	28	46	74	3.2	42	1	12	32	13	3	101	4.4
2013-14	33-1	426	12.9	65	121	.537	0	1	.000	29	42	.690	40	94	134	4.1	78	2	13	32	20	13	159	4.8
2014-15	33-26	753	22.8	118	237	.498	8	27	.296	40	55	.727	52	120	172	5.2	74	2	21	45	44	11	284	8.6
2015-16	4-4	97	24.3	25	47	.532	2	5	.400	12	19	.632	13	7	20	5.0	9	0	2	1	6	2	64	16.0
<b>Totals</b>	<b>93-41</b>	<b>1580</b>	<b>17.0</b>	<b>246</b>	<b>490</b>	<b>.502</b>	<b>13</b>	<b>43</b>	<b>.302</b>	<b>103</b>	<b>152</b>	<b>.678</b>	<b>133</b>	<b>267</b>	<b>400</b>	<b>4.3</b>	<b>203</b>	<b>5</b>	<b>48</b>	<b>110</b>	<b>83</b>	<b>29</b>	<b>608</b>	<b>6.5</b>

## CAREER SEC STATISTICS

Season	GP-GS	Min	Avg	FG	FGA	Pct	3FG	3FGA	Pct	FT	FTA	Pct	Off	Def	Tot	Avg	PF	FO	Ast	TO	Blk	Stl	Pts	Avg
2013	15-10	214	14.3	23	59	.390	2	7	.286	19	28	.679	17	35	52	3.5	30	1	5	22	11	2	67	4.5
2014	18-1	241	13.4	36	64	.563	0	1	.000	10	17	.588	19	53	72	4.0	51	2	9	22	12	9	82	4.6
2015	18-16	418	23.2	57	125	.456	4	17	.235	21	29	.724	25	64	89	4.9	46	1	13	19	22	5	139	7.7
<b>Totals</b>	<b>51-27</b>	<b>873</b>	<b>17.1</b>	<b>116</b>	<b>248</b>	<b>.468</b>	<b>6</b>	<b>25</b>	<b>.240</b>	<b>50</b>	<b>74</b>	<b>.676</b>	<b>61</b>	<b>152</b>	<b>213</b>	<b>4.2</b>	<b>127</b>	<b>4</b>	<b>27</b>	<b>63</b>	<b>45</b>	<b>16</b>	<b>288</b>	<b>5.6</b>

GAME #5 - VS. TULSA - MONDAY, NOV. 23, 2015 - GAMECOCK BASKETBALL



# #25 - MINDAUGAS KACINAS

SENIOR | FORWARD | 6'7" | 229 | 3 LETTERS

KLAIPEDA, LITHUANIA/WORD OF LIFE FIRE TRADITIONAL SCHOOL

## SEASON NOTABLES

- Ranks seventh in Gamecock history in career field goal percentage (54.6%), after leading the team in the category the last two seasons
- Averaged 2.3 offensive rebounds per game as a junior
- DNP in exhibition vs. Allen due to lower back pain
- Earned the start in the opener vs. Norfolk State, posting eight points, with four rebounds and two assists in 28 minutes
- Recorded his fourth career double double in a win over Oral Roberts, leading the team with 13 rebounds to go with 12 points.
- Scored a career high with 23 points, while hitting career marks with 10 makes at the foul line on 13 attempts, to lead Gamecocks in win vs. DePaul
- Led the Gamecocks for the second straight game with 18 points and five rebounds in win vs. Hofstra at the Paradise Jam

## KACINAS' CAREER HIGHS

### Points

Career 23, vs. DePaul (Nov. 20, 2015)

Season 23, vs. DePaul (Nov. 20, 2015)

### Field Goals

Career 9, vs. Hofstra (Nov. 22, 2015)

Season 9, vs. Hofstra (Nov. 22, 2015)

### Field Goal Attempts

Career 13, vs. DePaul (Nov. 20, 2015)

Season 13, vs. DePaul (Nov. 20, 2015)

### 3-Point Field Goals

Career 2, twice, last vs. Florida (Jan. 7, 2015)

Season 1, twice, last vs. DePaul (Nov. 20, 2015)

### 3-Point Field Goal Attempts

Career 5, vs. DePaul (Nov. 20, 2015)

Season 5, vs. DePaul (Nov. 20, 2015)

### Free Throws

Career 10, vs. DePaul (Nov. 20, 2015)

Season 10, vs. DePaul (Nov. 20, 2015)

### Free Throw Attempts

Career 15, vs. DePaul (Nov. 20, 2015)

Season 15, vs. DePaul (Nov. 20, 2015)

### Rebounds

Career 14, vs. Longwood (Nov. 9, 2013)

Season 13, vs. Oral Roberts (Nov. 16, 2015)

### Assists

Career 3, 4x, last vs. Oklahoma St. (Dec. 6, 2014)

Season 2, twice, last vs. Oral Roberts (Nov. 16, 2015)

### Blocks

Career 3, vs. Appalachian State (Dec. 19, 2012)

Season 2, vs. DePaul (Nov. 20, 2015)

### Steals

Career 4, at Marshall (Dec. 1, 2014)

Season 1, vs. Hofstra (Nov. 22, 2015)

### Minutes Played

Career 36, 3x, last vs. Florida (March 4, 2014)

Season 33, 3x, last vs. Hofstra (Nov. 22, 2015)

## 2015-16

Opponent	Date	GS	Min	FG-FGA	Pct	3FG-FGA	Pct	FT-FTA	Pct	Off	Def	Tot	Avg	PF	FO	A	TO	Blk	Stl	Pts	Avg
Norfolk State	11/14/15	*	28	2-7	.285	1-3	.333	3-4	.750	3	1	4	4.0	2	0	2	1	0	0	8	8.0
Oral Roberts	11/16/15	*	33	4=10	.400	0-2	.000	4-4	1.000	6	7	13	8.5	2	0	2	2	1	0	12	10.0
vs. DePaul	11/20/15	*	33	6-13	.461	1-5	.200	10-15	.667	4	1	5	7.3	2	0	1	1	2	0	23	14.3
vs. Hofstra	11/22/15	*	31	9-10	.900	0-1	.000	0-1	.000	2	3	5	6.8	3	0	1	2	0	1	18	15.3
vs. Tulsa	11/23/15																				
Lipscomb	11/27/15																				
Western Carolina	11/30/15																				
USF	12/5/15																				
Drexel	12/15/15																				
at Clemson	12/18/15																				
vs. St. John's	12/22/15																				
Francis Marion	12/30/15																				
Memphis	1/2/16																				
at Auburn	1/5/16																				
Vanderbilt	1/9/16																				
at Alabama	1/13/16																				
Missouri	1/16/16																				
at Ole Miss	1/19/16																				
at Tennessee	1/23/16																				
Mississippi State	1/26/16																				
Alabama	1/30/16																				
at Georgia	2/2/16																				
Texas A&M	2/6/16																				
LSU	2/10/16																				
Kentucky	2/13/16																				
at Missouri	2/16/16																				
Florida	2/20/16																				
Tennessee	2/24/16																				
at Mississippi State	2/27/16																				
Georgia	3/3/16																				
at Arkansas	3/5/16																				

## CAREER STATISTICS

Season	GP-GS	Min	Avg	FG	FGA	Pct	3FG	3FGA	Pct	FT	FTA	Pct	Off	Def	Tot	Avg	PF	FO	Ast	TO	Blk	Stl	Pts	Avg
2012-13	31-9	606	19.5	57	110	.518	4	20	.200	34	50	.680	50	66	116	3.7	67	1	21	46	15	10	152	4.9
2013-14	34-27	818	24.1	70	126	.556	0	2	.000	50	77	.649	80	95	175	5.1	103	4	12	53	21	31	190	5.6
2014-15	33-0	710	21.5	74	132	.561	9	29	.310	43	59	.729	77	91	168	5.1	82	3	18	34	14	20	200	6.1
2015-16	4-4	125	31.3	21	40	.525	2	11	.182	17	24	.708	15	12	27	6.8	9	0	6	6	3	1	61	15.3
<b>Totals</b>	<b>102-40</b>	<b>2259</b>	<b>22.1</b>	<b>222</b>	<b>408</b>	<b>.544</b>	<b>15</b>	<b>62</b>	<b>.242</b>	<b>144</b>	<b>210</b>	<b>.686</b>	<b>222</b>	<b>264</b>	<b>486</b>	<b>4.8</b>	<b>261</b>	<b>8</b>	<b>57</b>	<b>139</b>	<b>53</b>	<b>62</b>	<b>603</b>	<b>5.9</b>

## CAREER SEC STATISTICS

Season	GP-GS	Min	Avg	FG	FGA	Pct	3FG	3FGA	Pct	FT	FTA	Pct	Off	Def	Tot	Avg	PF	FO	Ast	TO	Blk	Stl	Pts	Avg
2013	17-4	255	15.0	16	40	.400	1	7	.143	11	16	.688	14	27	41	2.4	32	0	7	18	2	4	44	2.6
2014	18-11	382	21.2	34	57	.596	0	0	.000	24	36	.667	38	38	76	4.2	58	2	2	23	13	20	92	5.1
2015	18-0	375	20.8	40	72	.556	6	18	.333	19	30	.633	37	42	79	4.4	50	2	9	17	7	6	105	5.8
<b>Totals</b>	<b>53-15</b>	<b>1012</b>	<b>19.1</b>	<b>90</b>	<b>169</b>	<b>.533</b>	<b>7</b>	<b>25</b>	<b>.280</b>	<b>54</b>	<b>82</b>	<b>.659</b>	<b>89</b>	<b>107</b>	<b>196</b>	<b>3.7</b>	<b>140</b>	<b>4</b>	<b>18</b>	<b>58</b>	<b>22</b>	<b>30</b>	<b>241</b>	<b>4.5</b>



# #20 - JUSTIN MCKIE

JUNIOR | GUARD | 6'4" | 197 | 2 LETTERS

COLUMBIA, S.C./IRMO

## SEASON NOTABLES

- Put up career numbers in every major category as a sophomore, averaging 3.2 points and 1.8 rebounds in 11.3 minutes per game
- Tallied three points and three assists in exhibition vs. Allen
- Saw action in the opener vs. Norfolk State, scoring five points and collecting one rebound

## MCKIE'S CAREER HIGHS

### Points

Career 12, at Marshall (Dec. 1, 2014)  
 Season 5, vs. Norfolk State (Nov. 14, 2015)

### Field Goals

Career 5, at Marshall (Dec. 1, 2014)  
 Season 1, vs. Norfolk State (Nov. 14, 2015)

### Field Goal Attempts

Career 8, at Marshall (Dec. 1, 2014)  
 Season 6, vs. Oral Roberts (Nov. 16, 2015)

### 3-Point Field Goals

Career 2, twice, last vs. UNC Asheville (Nov. 26, 2014)  
 Season 1, vs. Norfolk State (Nov. 14, 2015)

### 3-Point Field Goal Attempts

Career 3, 3x, last vs. Oral Roberts (Nov. 16, 2015)  
 Season 3, vs. Oral Roberts (Nov. 16, 2015)

### Free Throws

Career 4, vs. Florida (Jan. 7, 2015)  
 Season 2, vs. Norfolk State (Nov. 14, 2015)

### Free Throw Attempts

Career 4, twice, last vs. Florida (Jan. 7, 2015)  
 Season 2, vs. Norfolk State (Nov. 14, 2015)

### Rebounds

Career 4, 6x, last vs. Miss. State (Feb. 28, 2015)  
 Season 2, vs. Oral Roberts (Nov. 16, 2015)

### Assists

Career 2, 3x, last vs. Coker (Dec. 21, 2014)  
 Season -

### Blocks

Career 1, vs. Oklahoma St. (Dec. 6, 2014)  
 Season -

### Steals

Career 2, vs. Oklahoma St. (Dec. 6, 2014)  
 Season -

### Minutes Played

Career 23, vs. Miss. State (Feb. 28, 2015)  
 Season 12, vs. Oral Roberts (Nov. 16, 2015)

## 2015-16

Opponent	Date	GS	Min	FG-FGA	Pct	3FG-FGA	Pct	FT-FTA	Pct	Off	Def	Tot	Avg	PF	FO	A	TO	Blk	Stl	Pts	Avg
Norfolk State	11/14/15	3	1-2	.500	1-2	.500	2-2	1.000	0	1	1	1.0	0	0	0	0	0	0	0	5	5.0
Oral Roberts	11/16/15	12	0-6	.000	0-3	.000	0-0	.000	1	1	2	1.5	2	0	0	0	0	0	0	0	2.5
vs. DePaul	11/20/15	8	0-0	.000	0-0	.000	0-0	.000	0	1	1	1.3	0	0	0	0	0	0	0	0	1.7
vs. Hofstra	11/22/15	-	-	-	-	-	-	DNP	-	-	-	-	-	-	-	-	-	-	-	-	-
vs. Tulsa	11/23/15	-	-	-	-	-	-	-	-	-	-	-	-	-	-	-	-	-	-	-	-
Lipscomb	11/27/15	-	-	-	-	-	-	-	-	-	-	-	-	-	-	-	-	-	-	-	-
Western Carolina	11/30/15	-	-	-	-	-	-	-	-	-	-	-	-	-	-	-	-	-	-	-	-
USF	12/5/15	-	-	-	-	-	-	-	-	-	-	-	-	-	-	-	-	-	-	-	-
Drexel	12/15/15	-	-	-	-	-	-	-	-	-	-	-	-	-	-	-	-	-	-	-	-
at Clemson	12/18/15	-	-	-	-	-	-	-	-	-	-	-	-	-	-	-	-	-	-	-	-
vs. St. John's	12/22/15	-	-	-	-	-	-	-	-	-	-	-	-	-	-	-	-	-	-	-	-
Francis Marion	12/30/15	-	-	-	-	-	-	-	-	-	-	-	-	-	-	-	-	-	-	-	-
Memphis	1/2/16	-	-	-	-	-	-	-	-	-	-	-	-	-	-	-	-	-	-	-	-
at Auburn	1/5/16	-	-	-	-	-	-	-	-	-	-	-	-	-	-	-	-	-	-	-	-
Vanderbilt	1/9/16	-	-	-	-	-	-	-	-	-	-	-	-	-	-	-	-	-	-	-	-
at Alabama	1/13/16	-	-	-	-	-	-	-	-	-	-	-	-	-	-	-	-	-	-	-	-
Missouri	1/16/16	-	-	-	-	-	-	-	-	-	-	-	-	-	-	-	-	-	-	-	-
at Ole Miss	1/19/16	-	-	-	-	-	-	-	-	-	-	-	-	-	-	-	-	-	-	-	-
at Tennessee	1/23/16	-	-	-	-	-	-	-	-	-	-	-	-	-	-	-	-	-	-	-	-
Mississippi State	1/26/16	-	-	-	-	-	-	-	-	-	-	-	-	-	-	-	-	-	-	-	-
Alabama	1/30/16	-	-	-	-	-	-	-	-	-	-	-	-	-	-	-	-	-	-	-	-
at Georgia	2/2/16	-	-	-	-	-	-	-	-	-	-	-	-	-	-	-	-	-	-	-	-
Texas A&M	2/6/16	-	-	-	-	-	-	-	-	-	-	-	-	-	-	-	-	-	-	-	-
LSU	2/10/16	-	-	-	-	-	-	-	-	-	-	-	-	-	-	-	-	-	-	-	-
Kentucky	2/13/16	-	-	-	-	-	-	-	-	-	-	-	-	-	-	-	-	-	-	-	-
at Missouri	2/16/16	-	-	-	-	-	-	-	-	-	-	-	-	-	-	-	-	-	-	-	-
Florida	2/20/16	-	-	-	-	-	-	-	-	-	-	-	-	-	-	-	-	-	-	-	-
Tennessee	2/24/16	-	-	-	-	-	-	-	-	-	-	-	-	-	-	-	-	-	-	-	-
at Mississippi State	2/27/16	-	-	-	-	-	-	-	-	-	-	-	-	-	-	-	-	-	-	-	-
Georgia	3/3/16	-	-	-	-	-	-	-	-	-	-	-	-	-	-	-	-	-	-	-	-
at Arkansas	3/5/16	-	-	-	-	-	-	-	-	-	-	-	-	-	-	-	-	-	-	-	-

## CAREER STATISTICS

Season	GP-GS	Min	Avg	FG	FGA	Pct	3FG	3FGA	Pct	FT	FTA	Pct	Off	Def	Tot	Avg	PF	FO	Ast	TO	Blk	Stl	Pts	Avg
2013-14	17-0	80	4.7	3	17	.176	1	8	.125	2	4	.500	4	12	16	0.9	8	0	5	5	0	3	9	0.5
2014-15	25-0	282	11.3	26	67	.388	11	36	.306	18	23	.783	11	33	44	1.8	20	0	8	11	3	9	81	3.2
2015-16	3-0	23	7.7	1	8	.125	1	5	.200	2	2	1.000	1	3	4	1.3	2	0	0	0	0	0	5	1.7
<b>Totals</b>	<b>45-0</b>	<b>385</b>	<b>8.6</b>	<b>30</b>	<b>92</b>	<b>.326</b>	<b>13</b>	<b>49</b>	<b>.265</b>	<b>22</b>	<b>29</b>	<b>.759</b>	<b>16</b>	<b>48</b>	<b>64</b>	<b>1.4</b>	<b>30</b>	<b>0</b>	<b>13</b>	<b>16</b>	<b>3</b>	<b>12</b>	<b>95</b>	<b>2.1</b>

## CAREER SEC STATISTICS

Season	GP-GS	Min	Avg	FG	FGA	Pct	3FG	3FGA	Pct	FT	FTA	Pct	Off	Def	Tot	Avg	PF	FO	Ast	TO	Blk	Stl	Pts	Avg
2014	9-0	56	6.2	2	11	.182	1	5	.200	0	0	.000	1	9	10	1.1	7	0	5	5	0	2	5	0.6
2015	12-0	130	10.8	5	21	.238	2	11	.182	6	6	1.000	6	12	18	1.5	10	0	1	6	1	2	18	1.5
<b>Totals</b>	<b>21-0</b>	<b>186</b>	<b>8.9</b>	<b>7</b>	<b>32</b>	<b>.219</b>	<b>3</b>	<b>16</b>	<b>.188</b>	<b>6</b>	<b>6</b>	<b>1.000</b>	<b>7</b>	<b>21</b>	<b>28</b>	<b>1.3</b>	<b>17</b>	<b>0</b>	<b>6</b>	<b>11</b>	<b>1</b>	<b>4</b>	<b>23</b>	<b>1.1</b>





# #10 - DUANE NOTICE

JUNIOR | GUARD | 6'2" | 218 | 2 LETTERS

WOODBIDGE, ONTARIO, CANADA/ST. THOMAS MORE

## SEASON NOTABLES

- Is Carolina's top returning scorer after averaging 11.7 points per game last season, posting 20 double-figure scoring games, including three 20-point performances
- Also team's top returning threat from beyond the arc after hitting 36.3 percent of his attempts from 3 last season
- Scored three points, dished two assists in exhibition vs. Allen
- Scored a team high 14 points off the bench vs. Norfolk State, hitting three 3s and dishing three assists in 20 minutes
- Hit four 3-pointers and scored 18 points in a win over Oral Roberts
- Perfect 2-of-2 from 3-point range in win vs. DePaul, scoring 11 points, all in the first half
- Posted seven points and three assists vs. Hofstra

## NOTICE'S CAREER HIGHS

### Points

Career 27, at Marshall (Dec. 1, 2014)  
 Season 18, vs. Oral Roberts (Nov. 16, 2015)

### Field Goals

Career 10, at Marshall (Dec. 1, 2014)  
 Season 6, vs. Oral Roberts (Nov. 16, 2015)

### Field Goal Attempts

Career 18, twice, last at LSU (Jan. 28, 2015)  
 Season 12, vs. Oral Roberts (Nov. 16, 2015)

### 3-Point Field Goals

Career 5, vs. Clemson (Dec. 20, 2014)  
 Season 4, vs. Oral Roberts (Nov. 16, 2015)

### 3-Point Field Goal Attempts

Career 11, twice, last at Alabama (Feb. 24, 2015)  
 Season 7, vs. Oral Roberts (Nov. 16, 2015)

### Free Throws

Career 7, at Arkansas (Feb. 19, 2014)  
 Season 3, twice, last vs. DePaul (Nov. 20, 2015)

### Free Throw Attempts

Career 10, at Georgia (Jan. 22, 2014)  
 Season 4, vs. DePaul (Nov. 20, 2015)

### Rebounds

Career 8, vs. Auburn (March 12, 2014)  
 Season 4, vs. Oral Roberts (Nov. 16, 2015)

### Assists

Career 8, vs. SC State (Jan. 3, 2014)  
 Season 3, 3x, last vs. Hofstra (Nov. 22, 2015)

### Blocks

Career 1, 7x, last vs. Miss. State (Feb. 28, 2015)  
 Season -

### Steals

Career 3, 3x, last vs. Texas A&M (Feb. 21, 2015)  
 Season 2, vs. Oral Roberts (Nov. 16, 2015)

### Minutes Played

Career 40, vs. Texas A&M (Feb. 21, 2015)  
 Season 27, vs. Oral Roberts (Nov. 16, 2015)

## 2015-16

Opponent	Date	GS	Min	FG-FGA	Pct	3FG-FGA	Pct	FT-FTA	Pct	Off	Def	Tot	Avg	PF	FO	A	TO	Blk	Stl	Pts	Avg
Norfolk State	11/14/15	20	4-11	.364	3-6	.500	3-3	1.000	1	2	3	3.0	3	0	3	0	0	0	0	14	14.0
Oral Roberts	11/16/15	27	6-12	.500	4-7	.571	2-2	1.000	1	3	4	3.5	1	0	0	1	0	2	18	16.0	
vs. DePaul	11/20/15	23	3-8	.375	2-2	1.000	3-4	.750	1	1	2	3.0	2	0	3	1	0	1	11	14.3	
vs. Hofstra	11/22/15	25	2-7	.285	1-2	.500	2-2	1.000	1	0	1	2.5	0	0	3	0	0	1	7	12.5	
vs. Tulsa	11/23/15																				
Lipscomb	11/27/15																				
Western Carolina	11/30/15																				
USF	12/5/15																				
Drexel	12/15/15																				
at Clemson	12/18/15																				
vs. St. John's	12/22/15																				
Francis Marion	12/30/15																				
Memphis	1/2/16																				
at Auburn	1/5/16																				
Vanderbilt	1/9/16																				
at Alabama	1/13/16																				
Missouri	1/16/16																				
at Ole Miss	1/19/16																				
at Tennessee	1/23/16																				
Mississippi State	1/26/16																				
Alabama	1/30/16																				
at Georgia	2/2/16																				
Texas A&M	2/6/16																				
LSU	2/10/16																				
Kentucky	2/13/16																				
at Missouri	2/16/16																				
Florida	2/20/16																				
Tennessee	2/24/16																				
at Mississippi State	2/27/16																				
Georgia	3/3/16																				
at Arkansas	3/5/16																				

## CAREER STATISTICS

Season	GP-GS	Min	Avg	FG	FGA	Pct	3FG	3FGA	Pct	FT	FTA	Pct	Off	Def	Tot	Avg	PF	FO	Ast	TO	Blk	Stl	Pts	Avg
2013-14	34-22	856	25.2	90	237	.380	21	58	.362	78	116	.672	35	64	99	2.9	72	2	99	89	4	20	279	8.2
2014-15	33-33	987	29.9	127	337	.377	61	168	.363	72	91	.791	20	67	87	2.6	61	0	89	60	4	29	387	11.7
2015-16	4-0	95	23.8	15	38	.395	10	17	.588	10	11	.909	4	6	10	2.5	6	0	9	2	0	4	50	12.5
<b>Totals</b>	<b>71-55</b>	<b>1938</b>	<b>27.3</b>	<b>232</b>	<b>612</b>	<b>.379</b>	<b>92</b>	<b>243</b>	<b>.379</b>	<b>160</b>	<b>218</b>	<b>.734</b>	<b>59</b>	<b>137</b>	<b>196</b>	<b>2.8</b>	<b>139</b>	<b>2</b>	<b>197</b>	<b>151</b>	<b>8</b>	<b>53</b>	<b>716</b>	<b>10.1</b>

## CAREER SEC STATISTICS

Season	GP-GS	Min	Avg	FG	FGA	Pct	3FG	3FGA	Pct	FT	FTA	Pct	Off	Def	Tot	Avg	PF	FO	Ast	TO	Blk	Stl	Pts	Avg
2014	18-14	516	28.7	48	133	.361	8	30	.267	46	71	.648	19	34	53	2.9	41	1	50	58	1	11	150	8.3
2015	17-17	511	30.1	58	184	.315	31	98	.316	24	33	.727	11	33	44	2.6	33	0	43	28	2	10	171	10.1
<b>Totals</b>	<b>35-31</b>	<b>1027</b>	<b>29.3</b>	<b>106</b>	<b>317</b>	<b>.334</b>	<b>39</b>	<b>128</b>	<b>.305</b>	<b>70</b>	<b>104</b>	<b>.673</b>	<b>30</b>	<b>67</b>	<b>97</b>	<b>2.8</b>	<b>74</b>	<b>1</b>	<b>93</b>	<b>86</b>	<b>3</b>	<b>21</b>	<b>321</b>	<b>9.2</b>



# #0 - SINDARIUS THORNWELL

JUNIOR | GUARD | 6'5" | 215 | 2 LETTERS

LANCASTER, S.C./OAK HILL ACADEMY (WILSON, VA.)

## SEASON NOTABLES

- Enters this season healthy after dealing with knee tendonitis last season
- Has 821 career points entering his junior campaign
- Has scored in double figures in 45 of his 67 career games, including nine 20-point performances
- Led all scorers with 17 points, while collecting three rebounds in exhibition vs. Allen
- Along with Notice, led the team with 14 points, hitting a three and posting a 7-of-9 effort from the free throw line, while also dishing two assists with three steals in opener vs. Norfolk State
- Passed out seven assists without committing a turnover in a win over Oral Roberts
- Posted fourth-career double-double with 10 points and a team high 10 rebounds in win vs. DePaul; also collected two steals vs. the Blue Demons
- 14 points on 4-of-8 shooting vs. Hofstra, also pulled down team high nine rebounds with a team best six assists vs. the Pride

## THORNWELL'S CAREER HIGHS

### Points

Career 26, at Georgia (Jan. 22, 2014)  
 Season 14, twice, last vs. Hofstra (Nov. 22, 2015)

### Field Goals

Career 9, 2x, last at Mississippi State (March 8, 2014)  
 Season 4, twice, last vs. Hofstra (Nov. 22, 2015)

### Field Goal Attempts

Career 24, vs. Charlotte (Nov. 21, 2014)  
 Season 15, vs. Oral Roberts (Nov. 16, 2015)

### 3-Point Field Goals

Career 4, twice, last vs. Missouri (March 11, 2015)  
 Season 1, twice, last vs. Oral Roberts (Nov. 16, 2015)

### 3-Point Field Goal Attempts

Career 10, twice, last vs. Charlotte (Nov. 21, 2014)  
 Season 4, vs. Oral Roberts (Nov. 16, 2015)

### Free Throws

Career 10, twice, last vs. Georgia (Feb. 22, 2014)  
 Season 7, vs. Norfolk State (Nov. 14, 2015)

### Free Throw Attempts

Career 13, vs. Manhattan (Dec. 17, 2013)  
 Season 9, vs. Norfolk State (Nov. 14, 2015)

### Rebounds

Career 11, 2x, last at Mississippi State (March 8, 2014)  
 Season 10, vs. DePaul (Nov. 20, 2015)

### Assists

Career 9, vs. Auburn (Feb. 5, 2014)  
 Season 7, vs. Oral Roberts (Nov. 16, 2015)

### Blocks

Career 2, 6x, last vs. North Carolina A&T (Dec. 30, 2014)  
 Season -

### Steals

Career 6, vs. UNC Asheville (Nov. 26, 2014)  
 Season 3, vs. Norfolk State (Nov. 14, 2015)

### Minutes Played

Career 40, vs. Georgia (Feb. 22, 2014)  
 Season 33, vs. Hofstra (Nov. 22, 2015)

## 2015-16

Opponent	Date	GS	Min	FG-FGA	Pct	3FG-FGA	Pct	FT-FTA	Pct	Off	Def	Tot	Avg	PF	FO	A	TO	Blk	Stl	Pts	Avg
Norfolk State	11/14/15	*	31	3-9	.333	1-3	.333	7-9	.778	0	4	4	4.0	2	0	2	3	0	3	14	14.0
Oral Roberts	11/16/15	*	32	3-15	.200	1-4	.250	4-6	.667	1	2	3	3.5	1	0	7	0	0	0	11	12.5
vs. DePaul	11/20/15	*	31	4-10	.400	0-1	.000	2-3	.667	3	7	10	5.7	3	0	3	3	0	2	10	11.7
vs. Hofstra	11/22/15	*	33	4-8	.500	0-2	.000	6-8	.750	1	8	9	6.5	1	0	6	0	0	0	14	12.3
vs. Tulsa	11/23/15																				
Lipscomb	11/27/15																				
Western Carolina	11/30/15																				
USF	12/5/15																				
Drexel	12/15/15																				
at Clemson	12/18/15																				
vs. St. John's	12/22/15																				
Francis Marion	12/30/15																				
Memphis	1/2/16																				
at Auburn	1/5/16																				
Vanderbilt	1/9/16																				
at Alabama	1/13/16																				
Missouri	1/16/16																				
at Ole Miss	1/19/16																				
at Tennessee	1/23/16																				
Mississippi State	1/26/16																				
Alabama	1/30/16																				
at Georgia	2/2/16																				
Texas A&M	2/6/16																				
LSU	2/10/16																				
Kentucky	2/13/16																				
at Missouri	2/16/16																				
Florida	2/20/16																				
Tennessee	2/24/16																				
at Mississippi State	2/27/16																				
Georgia	3/3/16																				
at Arkansas	3/5/16																				

## CAREER STATISTICS

Season	GP-GS	Min	Avg	FG	FGA	Pct	3FG	3FGA	Pct	FT	FTA	Pct	Off	Def	Tot	Avg	PF	FO	Ast	TO	Blk	Stl	Pts	Avg
2013-14	34-34	1007	29.6	143	370	.386	37	100	.370	131	178	.736	48	91	139	4.1	100	2	101	106	21	40	454	13.4
2014-15	33-33	1011	30.6	114	335	.340	38	142	.268	101	141	.716	50	111	161	4.9	83	3	73	71	11	43	367	11.1
2015-16	4-4	127	31.8	14	42	.333	2	10	.200	19	26	.731	5	21	26	6.5	7	0	18	6	0	5	49	12.3
<b>Totals</b>	<b>71-71</b>	<b>2145</b>	<b>30.2</b>	<b>271</b>	<b>747</b>	<b>.363</b>	<b>77</b>	<b>252</b>	<b>.306</b>	<b>251</b>	<b>345</b>	<b>.728</b>	<b>103</b>	<b>223</b>	<b>326</b>	<b>4.6</b>	<b>190</b>	<b>5</b>	<b>192</b>	<b>183</b>	<b>32</b>	<b>88</b>	<b>870</b>	<b>12.3</b>

## CAREER SEC STATISTICS

Season	GP-GS	Min	Avg	FG	FGA	Pct	3FG	3FGA	Pct	FT	FTA	Pct	Off	Def	Tot	Avg	PF	FO	Ast	TO	Blk	Stl	Pts	Avg
2014	18-18	597	33.2	90	229	.393	21	60	.350	79	105	.752	29	56	85	4.7	55	2	72	75	13	21	280	15.6
2015	18-18	578	32.1	55	180	.306	23	83	.277	58	76	.763	24	52	76	4.2	47	2	39	44	3	19	191	10.6
<b>Totals</b>	<b>36-36</b>	<b>1175</b>	<b>32.6</b>	<b>145</b>	<b>409</b>	<b>.355</b>	<b>44</b>	<b>143</b>	<b>.308</b>	<b>137</b>	<b>181</b>	<b>.757</b>	<b>53</b>	<b>108</b>	<b>161</b>	<b>4.5</b>	<b>102</b>	<b>4</b>	<b>111</b>	<b>119</b>	<b>16</b>	<b>40</b>	<b>471</b>	<b>13.1</b>



# #1 MARCUS STROMAN

SOPHOMORE | GUARD | 6'2" | 185 | 1 LETTER

COLUMBIA, S.C./KEENAN

## SEASON NOTABLES

- Returns as team's top assist maker after posting 3.1 per game as a freshman last season
- Dished a team-high five assists and collected three steals in exhibition vs. Allen
- Scored five points, with three rebounds and two assists in 17 minutes off the bench vs. Norfolk State
- Scored season high seven points in win vs. DePaul

## STROMAN'S CAREER HIGHS

### Points

Career 10, twice, last at Arkansas (Feb. 3, 2015)

Season 7, vs. DePaul (Nov. 20, 2015)

### Field Goals

Career 4, vs. Akron (Nov. 23, 2014)

Season 2, vs. DePaul (Nov. 20, 2015)

### Field Goal Attempts

Career 9, at Arkansas (Feb. 3, 2015)

Season 36, vs. DePaul (Nov. 20, 2015)

### 3-Point Field Goals

Career 1, 3x last, vs. DePaul (Nov. 20, 2015)

Season 1, twice, last vs. DePaul (Nov. 20, 2015)

### 3-Point Field Goal Attempts

Career 3, 3x, last vs. DePaul (Nov. 20, 2015)

Season 3, vs. DePaul (Nov. 20, 2015)

### Free Throws

Career 5, vs. Missouri (March 11, 2015)

Season 2, twice, last vs. DePaul (Nov. 20, 2015)

### Free Throw Attempts

Career 6, vs. Cornell (Nov. 20, 2014)

Season 4, vs. Norfolk State (Nov. 14, 2015)

### Rebounds

Career 8, vs. Oklahoma St. (Dec. 6, 2014)

Season 3, twice, last vs. DePaul (Nov. 20, 2015)

### Assists

Career 8, vs. Coker (Dec. 21, 2014)

Season 2, twice, last vs. Hofstra (Nov. 22, 2015)

### Blocks

Career 1, 3x, last at LSU (Jan. 28, 2015)

Season -

### Steals

Career 3, vs. Cornell (Nov. 20, 2014)

Season -

### Minutes Played

Career 29, vs. Florida (Jan. 7, 2015)

Season 22, vs. Oral Roberts (Nov. 16, 2015)

## 2015-16

Opponent	Date	GS	Min	FG-FGA	Pct	3FG-3FGA	Pct	FT-FTA	Pct	Off	Def	Tot	Avg	PF	FO	A	TO	Blk	Stl	Pts	Avg
Norfolk State	11/14/15		17	1-1	1.000	1-1	1.000	2-4	.500	1	2	3	3.0	0	0	2	2	0	0	5	5.0
Oral Roberts	11/16/15		22	0-3	.000	0-1	.000	0-0	.000	1	0	1	2.0	1	0	1	0	0	0	0	2.5
vs. DePaul	11/20/15		18	2-6	.333	1-3	.333	2-2	1.000	0	3	3	2.3	2	0	0	1	0	0	7	4.0
vs. Hofstra	11/22/15		15	0-1	.000	0-0	.000	0-0	.000	1	0	1	2.0	4	0	2	0	0	1	0	3.0
vs. Tulsa	11/23/15																				
Lipscomb	11/27/15																				
Western Carolina	11/30/15																				
USF	12/5/15																				
Drexel	12/15/15																				
at Clemson	12/18/15																				
vs. St. John's	12/22/15																				
Francis Marion	12/30/15																				
Memphis	1/2/16																				
at Auburn	1/5/16																				
Vanderbilt	1/9/16																				
at Alabama	1/13/16																				
Missouri	1/16/16																				
at Ole Miss	1/19/16																				
at Tennessee	1/23/16																				
Mississippi State	1/26/16																				
Alabama	1/30/16																				
at Georgia	2/2/16																				
Texas A&M	2/6/16																				
LSU	2/10/16																				
Kentucky	2/13/16																				
at Missouri	2/16/16																				
Florida	2/20/16																				
Tennessee	2/24/16																				
at Mississippi State	2/27/16																				
Georgia	3/3/16																				
at Arkansas	3/5/16																				

## CAREER STATISTICS

Season	GP-GS	Min	Avg	FG	FGA	Pct	3FG	3FGA	Pct	FT	FTA	Pct	Off	Def	Tot	Avg	PF	FO	Ast	TO	Blk	Stl	Pts	Avg
2014-15	28-0	573	20.5	39	104	.375	2	18	.111	41	63	.651	16	57	73	2.6	61	0	87	57	4	22	121	4.3
2015-16	4-0	72	18.0	3	11	.273	2	5	.400	4	6	.667	3	5	8	2.0	7	0	5	3	0	1	12	3.0
<b>Totals</b>	<b>32-0</b>	<b>645</b>	<b>20.2</b>	<b>42</b>	<b>115</b>	<b>.365</b>	<b>4</b>	<b>23</b>	<b>.174</b>	<b>45</b>	<b>69</b>	<b>.652</b>	<b>19</b>	<b>62</b>	<b>81</b>	<b>2.5</b>	<b>68</b>	<b>0</b>	<b>92</b>	<b>60</b>	<b>4</b>	<b>23</b>	<b>133</b>	<b>4.2</b>

## CAREER SEC STATISTICS

Season	GP-GS	Min	Avg	FG	FGA	Pct	3FG	3FGA	Pct	FT	FTA	Pct	Off	Def	Tot	Avg	PF	FO	Ast	TO	Blk	Stl	Pts	Avg
2015	13-0	253	19.5	16	49	.327	1	11	.091	16	25	.640	5	17	22	1.7	31	0	34	24	2	10	49	3.8





# #5 TEMARCUS BLANTON

R-FRESHMAN | GUARD | 6'5" | 215 | HS

LOCUST GROVE, GA./LUELLA

## SEASON NOTABLES

- Returns after suffering a season-ending hip injury which required surgery during the 2014-15 preseason
- Scored seven points in just six minutes in exhibition vs. Allen

## BLANTON'S SEASON HIGHS

**Points**

-

**Field Goals**

-

**Field Goal Attempts**

-

**3-Point Field Goals**

-

**3-Point Field Goal Attempts**

-

**Free Throws**

-

**Free Throw Attempts**

-

**Rebounds**

-

**Assists**

1, vs. Norfolk State (Nov. 14, 2015)

**Blocks**

-

**Steals**

-

**Minutes Played**

1, twice, last vs. Oral Roberts (Nov. 16, 2015)

## 2015-16

Opponent	Date	GS	Min	FG-FGA	Pct	3FG-FGA	Pct	FT-FTA	Pct	Off	Def	Tot	Avg	PF	FO	A	TO	Blk	Stl	Pts	Avg
Norfolk State	11/14/15	1	0-0	.000	0-0	.000	0-0	.000	0	0	0	0.0	1	0	1	0	0	0	0	0	0.0
Oral Roberts	11/16/15	1	0-0	.000	0-0	.000	0-0	.000	0	0	0	0.0	1	0	0	0	0	0	0	0	0.0
vs. DePaul	11/20/15	-	-	-	-	-	-	-	-	-	-	-	-	-	-	-	-	-	-	-	-
vs. Hofstra	11/22/15	-	-	-	-	-	-	-	-	-	-	-	-	-	-	-	-	-	-	-	-
vs. Tulsa	11/23/15	-	-	-	-	-	-	-	-	-	-	-	-	-	-	-	-	-	-	-	-
Lipscomb	11/27/15																				
Western Carolina	11/30/15																				
USF	12/5/15																				
Drexel	12/15/15																				
at Clemson	12/18/15																				
vs. St. John's	12/22/15																				
Francis Marion	12/30/15																				
Memphis	1/2/16																				
at Auburn	1/5/16																				
Vanderbilt	1/9/16																				
at Alabama	1/13/16																				
Missouri	1/16/16																				
at Ole Miss	1/19/16																				
at Tennessee	1/23/16																				
Mississippi State	1/26/16																				
Alabama	1/30/16																				
at Georgia	2/2/16																				
Texas A&M	2/6/16																				
LSU	2/10/16																				
Kentucky	2/13/16																				
at Missouri	2/16/16																				
Florida	2/20/16																				
Tennessee	2/24/16																				
at Mississippi State	2/27/16																				
Georgia	3/3/16																				
at Arkansas	3/5/16																				

## CAREER STATISTICS

Season	GP-GS	Min	Avg	FG	FGA	Pct	3FG	3FGA	Pct	FT	FTA	Pct	Off	Def	Tot	Avg	PF	FO	Ast	TO	Blk	Stl	Pts	Avg
2015-16	2-0	2	1.0	0	0	.000	0	0	.000	0	0	.000	0	0	0	0.0	2	0	1	0	0	0	0	0.0

## CAREER SEC STATISTICS

Season	GP-GS	Min	Avg	FG	FGA	Pct	3FG	3FGA	Pct	FT	FTA	Pct	Off	Def	Tot	Avg	PF	FO	Ast	TO	Blk	Stl	Pts	Avg
2016																								



# #23 ERIC COBB

FRESHMAN | FORWARD | 6'9" | 296 | HS

JACKSONVILLE, FLA./ST. FRANCIS ACADEMY (BALTIMORE)

## SEASON NOTABLES

- Noted as a true post player who has the ability to play with his back to the basket
- 4-star prospect by several outlets
- Led the team with 14 rebounds, while adding eight points in exhibition vs. Allen
- Saw action vs. Norfolk State, scored two points
- Earned extended playing time with an efficient day against Oral Roberts, with six points and three rebounds in 12 minutes
- Saw action vs. DePaul, collecting three rebounds

## COBB'S SEASON HIGHS

### Points

6, vs. Oral Roberts (Nov. 16, 2015)

### Field Goals

3, vs. Oral Roberts (Nov. 16, 2015)

### Field Goal Attempts

3, vs. Oral Roberts (Nov. 16, 2015)

### 3-Point Field Goals

-

### 3-Point Field Goal Attempts

-

### Free Throws

-

### Free Throw Attempts

1, vs. Norfolk State (Nov. 14, 2015)

### Rebounds

3, twice, last vs. DePaul (Nov. 20, 2015)

### Assists

-

### Blocks

-

### Steals

1, vs. Norfolk State (Nov. 14, 2015)

### Minutes Played

12, vs. Oral Roberts (Nov. 16, 2015)

## 2015-16

Opponent	Date	GS	Min	FG-FGA	Pct	3FG-FGA	Pct	FT-FTA	Pct	Off	Def	Tot	Avg	PF	FO	A	TO	Blk	Stl	Pts	Avg
Norfolk State	11/14/15		8	1-1	1.000	0-0	.000	0-1	.000	0	1	1	1.0	2	0	0	1	0	1	2	2.0
Oral Roberts	11/16/15		12	3-3	1.000	0-0	.000	0-0	.000	2	1	3	2.0	1	0	0	1	0	0	8	5.0
vs. DePaul	11/20/15		11	0-0	.000	0-0	.000	0-0	.000	0	3	3	2.3	0	0	0	0	0	0	0	2.7
vs. Hofstra	11/22/15		4	1-2	.500	0-0	.000	0-0	.000	0	0	0	1.8	1	0	0	0	0	0	2	2.5
vs. Tulsa	11/23/15																				
Lipscomb	11/27/15																				
Western Carolina	11/30/15																				
USF	12/5/15																				
Drexel	12/15/15																				
at Clemson	12/18/15																				
vs. St. John's	12/22/15																				
Francis Marion	12/30/15																				
Memphis	1/2/16																				
at Auburn	1/5/16																				
Vanderbilt	1/9/16																				
at Alabama	1/13/16																				
Missouri	1/16/16																				
at Ole Miss	1/19/16																				
at Tennessee	1/23/16																				
Mississippi State	1/26/16																				
Alabama	1/30/16																				
at Georgia	2/2/16																				
Texas A&M	2/6/16																				
LSU	2/10/16																				
Kentucky	2/13/16																				
at Missouri	2/16/16																				
Florida	2/20/16																				
Tennessee	2/24/16																				
at Mississippi State	2/27/16																				
Georgia	3/3/16																				
at Arkansas	3/5/16																				

## CAREER STATISTICS

Season	GP-GS	Min	Avg	FG	FGA	Pct	3FG	3FGA	Pct	FT	FTA	Pct	Off	Def	Tot	Avg	PF	FO	Ast	TO	Blk	Stl	Pts	Avg
2015-16	4-0	35	8.8	5	6	.833	0	0	.000	0	1	.000	2	5	7	1.8	7	0	0	2	0	1	10	2.5

## CAREER SEC STATISTICS

Season	GP-GS	Min	Avg	FG	FGA	Pct	3FG	3FGA	Pct	FT	FTA	Pct	Off	Def	Tot	Avg	PF	FO	Ast	TO	Blk	Stl	Pts	Avg
2016																								



# #2 RAYMOND DOBY

FRESHMAN | FORWARD | 6'6" | 233 | HS

CAHOKIA, ILL./MONTROSE CHRISTIAN SCHOOL

## SEASON NOTABLES

- 3-star prospect who will provide size and athleticism in the front court
- Collected one steal and one rebound in exhibition vs. Allen

## DOBY'S SEASON HIGHS

**Points**

-

**Field Goals**

-

**Field Goal Attempts**

-

**3-Point Field Goals**

-

**3-Point Field Goal Attempts**

-

**Free Throws**

-

**Free Throw Attempts**

-

**Rebounds**

-

**Assists**

-

**Blocks**

-

**Steals**

-

**Minutes Played**

1, twice, last vs. DePaul (Nov. 20, 2015)

## 2015-16

Opponent	Date	GS	Min	FG-FGA	Pct	3FG-3FGA	Pct	FT-FTA	Pct	Off	Def	Tot	Avg	PF	FO	A	TO	Blk	Stl	Pts	Avg	
Norfolk State	11/14/15	-	-	-	-	-	-	-	-	-	-	-	-	-	-	-	-	-	-	-	-	-
Oral Roberts	11/16/15	1	0-0	.000	0-0	.000	0-0	.000	0	0	0	0	0.0	1	0	0	0	0	0	0	0	0.0
vs. DePaul	11/20/15	1	0-0	.000	0-0	.000	0-0	.000	0	0	0	0	0.0	3	0	0	0	0	0	0	0	0.0
vs. Hofstra	11/22/15	-	-	-	-	-	-	-	-	-	-	-	-	-	-	-	-	-	-	-	-	-
vs. Tulsa	11/23/15	-	-	-	-	-	-	-	-	-	-	-	-	-	-	-	-	-	-	-	-	-
Lipscomb	11/27/15	-	-	-	-	-	-	-	-	-	-	-	-	-	-	-	-	-	-	-	-	-
Western Carolina	11/30/15	-	-	-	-	-	-	-	-	-	-	-	-	-	-	-	-	-	-	-	-	-
USF	12/5/15	-	-	-	-	-	-	-	-	-	-	-	-	-	-	-	-	-	-	-	-	-
Drexel	12/15/15	-	-	-	-	-	-	-	-	-	-	-	-	-	-	-	-	-	-	-	-	-
at Clemson	12/18/15	-	-	-	-	-	-	-	-	-	-	-	-	-	-	-	-	-	-	-	-	-
vs. St. John's	12/22/15	-	-	-	-	-	-	-	-	-	-	-	-	-	-	-	-	-	-	-	-	-
Francis Marion	12/30/15	-	-	-	-	-	-	-	-	-	-	-	-	-	-	-	-	-	-	-	-	-
Memphis	1/2/16	-	-	-	-	-	-	-	-	-	-	-	-	-	-	-	-	-	-	-	-	-
at Auburn	1/5/16	-	-	-	-	-	-	-	-	-	-	-	-	-	-	-	-	-	-	-	-	-
Vanderbilt	1/9/16	-	-	-	-	-	-	-	-	-	-	-	-	-	-	-	-	-	-	-	-	-
at Alabama	1/13/16	-	-	-	-	-	-	-	-	-	-	-	-	-	-	-	-	-	-	-	-	-
Missouri	1/16/16	-	-	-	-	-	-	-	-	-	-	-	-	-	-	-	-	-	-	-	-	-
at Ole Miss	1/19/16	-	-	-	-	-	-	-	-	-	-	-	-	-	-	-	-	-	-	-	-	-
at Tennessee	1/23/16	-	-	-	-	-	-	-	-	-	-	-	-	-	-	-	-	-	-	-	-	-
Mississippi State	1/26/16	-	-	-	-	-	-	-	-	-	-	-	-	-	-	-	-	-	-	-	-	-
Alabama	1/30/16	-	-	-	-	-	-	-	-	-	-	-	-	-	-	-	-	-	-	-	-	-
at Georgia	2/2/16	-	-	-	-	-	-	-	-	-	-	-	-	-	-	-	-	-	-	-	-	-
Texas A&M	2/6/16	-	-	-	-	-	-	-	-	-	-	-	-	-	-	-	-	-	-	-	-	-
LSU	2/10/16	-	-	-	-	-	-	-	-	-	-	-	-	-	-	-	-	-	-	-	-	-
Kentucky	2/13/16	-	-	-	-	-	-	-	-	-	-	-	-	-	-	-	-	-	-	-	-	-
at Missouri	2/16/16	-	-	-	-	-	-	-	-	-	-	-	-	-	-	-	-	-	-	-	-	-
Florida	2/20/16	-	-	-	-	-	-	-	-	-	-	-	-	-	-	-	-	-	-	-	-	-
Tennessee	2/24/16	-	-	-	-	-	-	-	-	-	-	-	-	-	-	-	-	-	-	-	-	-
at Mississippi State	2/27/16	-	-	-	-	-	-	-	-	-	-	-	-	-	-	-	-	-	-	-	-	-
Georgia	3/3/16	-	-	-	-	-	-	-	-	-	-	-	-	-	-	-	-	-	-	-	-	-
at Arkansas	3/5/16	-	-	-	-	-	-	-	-	-	-	-	-	-	-	-	-	-	-	-	-	-

## CAREER STATISTICS

Season	GP-GS	Min	Avg	FG	FGA	Pct	3FG	3FGA	Pct	FT	FTA	Pct	Off	Def	Tot	Avg	PF	FO	Ast	TO	Blk	Stl	Pts	Avg
2015-16	2-0	2	1.0	0	0	.000	0	0	.000	0	0	.000	0	0	0	0.0	4	0	0	1	0	0	0	0.0

## CAREER SEC STATISTICS

Season	GP-GS	Min	Avg	FG	FGA	Pct	3FG	3FGA	Pct	FT	FTA	Pct	Off	Def	Tot	Avg	PF	FO	Ast	TO	Blk	Stl	Pts	Avg
2016	-	-	-	-	-	-	-	-	-	-	-	-	-	-	-	-	-	-	-	-	-	-	-	-



# #15 PJ DOZIER

FRESHMAN | GUARD | 6'6" | 200 | HS  
COLUMBIA, S.C./SPRING VALLEY

## SEASON NOTABLES

- Highly-touted recruit and noted as one of the top point guards in the nation in his class
- Rated as the No. 19 overall prospect by ESPN.com
- 2015 McDonald's All-American and 2014-15 Gatorade Player of the Year in the State of South Carolina
- Dished four assists with two steals, seven points and seven rebounds in exhibition vs. Allen
- Earned the start in first-career game vs. Norfolk State, scored seven points with three assists, four rebounds and three steals in 21 minutes
- Seven points, with two rebounds and two steals in win vs. DePaul
- Best game of the season to date with 12 points and nine rebounds in 26 minutes vs. Hofstra

## DOZIER'S SEASON HIGHS

### Points

12, vs. Hofstra (Nov. 22, 2015)

### Field Goals

5, vs. Hofstra (Nov. 22, 2015)

### Field Goal Attempts

10, vs. Hofstra (Nov. 22, 2015)

### 3-Point Field Goals

2, vs. Hofstra (Nov. 22, 2015)

### 3-Point Field Goal Attempts

2, twice, last vs. Hofstra (Nov. 22, 2015)

### Free Throws

1, vs. DePaul (Nov. 20, 2015)

### Free Throw Attempts

2, twice, last vs. DePaul (Nov. 20, 2015)

### Rebounds

9, vs. Hofstra (Nov. 22, 2015)

### Assists

3, vs. Norfolk State (Nov. 14, 2015)

### Blocks

2, vs. Oral Roberts (Nov. 16, 2015)

### Steals

3, vs. Norfolk State (Nov. 14, 2015)

### Minutes Played

26, vs. Hofstra (Nov. 22, 2015)

## 2015-16

Opponent	Date	GS	Min	FG-FGA	Pct	3FG-FGA	Pct	FT-FTA	Pct	Off	Def	Tot	Avg	PF	FO	A	TO	Blk	Stl	Pts	Avg
Norfolk State	11/14/15	*	21	3-7	.428	1-2	.500	0-2	.000	1	3	4	4.0	3	0	3	1	0	3	7	7.0
Oral Roberts	11/16/15	*	12	0-3	.000	0-1	.000	0-0	.000	0	2	2	3.0	2	0	2	1	2	1	0	3.5
vs. DePaul	11/20/15	*	14	3-6	.500	0-0	.000	1-2	.500	1	1	2	2.7	2	0	0	2	0	2	14	4.7
vs. Hofstra	11/22/15	*	26	5-10	.500	2-2	1.000	0-1	.000	4	5	9	4.3	3	0	2	3	0	0	12	6.5
vs. Tulsa	11/23/15																				
Lipscomb	11/27/15																				
Western Carolina	11/30/15																				
USF	12/5/15																				
Drexel	12/15/15																				
at Clemson	12/18/15																				
vs. St. John's	12/22/15																				
Francis Marion	12/30/15																				
Memphis	1/2/16																				
at Auburn	1/5/16																				
Vanderbilt	1/9/16																				
at Alabama	1/13/16																				
Missouri	1/16/16																				
at Ole Miss	1/19/16																				
at Tennessee	1/23/16																				
Mississippi State	1/26/16																				
Alabama	1/30/16																				
at Georgia	2/2/16																				
Texas A&M	2/6/16																				
LSU	2/10/16																				
Kentucky	2/13/16																				
at Missouri	2/16/16																				
Florida	2/20/16																				
Tennessee	2/24/16																				
at Mississippi State	2/27/16																				
Georgia	3/3/16																				
at Arkansas	3/5/16																				

## CAREER STATISTICS

Season	GP-GS	Min	Avg	FG	FGA	Pct	3FG	3FGA	Pct	FT	FTA	Pct	Off	Def	Tot	Avg	PF	FO	Ast	TO	Blk	Stl	Pts	Avg
2015-16	4-4	73	18.3	11	26	.423	3	5	.600	1	5	.200	6	11	17	4.3	10	0	7	7	2	6	26	6.5

## CAREER SEC STATISTICS

Season	GP-GS	Min	Avg	FG	FGA	Pct	3FG	3FGA	Pct	FT	FTA	Pct	Off	Def	Tot	Avg	PF	FO	Ast	TO	Blk	Stl	Pts	Avg
2016																								





# #4 JAMALL GREGORY

FRESHMAN | GUARD | 6'2" | 202 | HS

WASHINGTON, D.C./COOLIDGE

## SEASON NOTABLES

- Very athletic guard who averaged 21 points per game during his senior season of high school
- Dished three assists in exhibition win vs. Allen

## GREGORY'S SEASON HIGHS

**Points**

-

**Field Goals**

-

**Field Goal Attempts**

-

**3-Point Field Goals**

-

**3-Point Field Goal Attempts**

-

**Free Throws**

-

**Free Throw Attempts**

-

**Rebounds**

1, vs. Oral Roberts (Nov. 16, 2015)

**Assists**

-

**Blocks**

-

**Steals**

-

**Minutes Played**

1, twice, last vs. DePaul (Nov. 20, 2015)

## 2015-16


Opponent	Date	GS	Min	FG-FGA	Pct	3FG-FGA	Pct	FT-FTA	Pct	Off	Def	Tot	Avg	PF	FO	A	TO	Blk	Stl	Pts	Avg
Norfolk State	11/14/15	-	-	-	-	-	-	-	-	-	-	-	-	-	-	-	-	-	-	-	-
Oral Roberts	11/16/15	1	0-0	.000	0-0	.000	0-0	.000	0	1	1	1.0	0	0	0	0	0	0	0	0	0.0
vs. DePaul	11/20/15	1	0-0	.000	0-0	.000	0-0	.000	0	0	0	0.5	0	0	0	0	0	0	0	0	0.0
vs. Hofstra	11/22/15	-	-	-	-	-	-	-	-	-	-	-	-	-	-	-	-	-	-	-	-
vs. Tulsa	11/23/15	-	-	-	-	-	-	-	-	-	-	-	-	-	-	-	-	-	-	-	-
Lipscomb	11/27/15	-	-	-	-	-	-	-	-	-	-	-	-	-	-	-	-	-	-	-	-
Western Carolina	11/30/15	-	-	-	-	-	-	-	-	-	-	-	-	-	-	-	-	-	-	-	-
USF	12/5/15	-	-	-	-	-	-	-	-	-	-	-	-	-	-	-	-	-	-	-	-
Drexel	12/15/15	-	-	-	-	-	-	-	-	-	-	-	-	-	-	-	-	-	-	-	-
at Clemson	12/18/15	-	-	-	-	-	-	-	-	-	-	-	-	-	-	-	-	-	-	-	-
vs. St. John's	12/22/15	-	-	-	-	-	-	-	-	-	-	-	-	-	-	-	-	-	-	-	-
Francis Marion	12/30/15	-	-	-	-	-	-	-	-	-	-	-	-	-	-	-	-	-	-	-	-
Memphis	1/2/16	-	-	-	-	-	-	-	-	-	-	-	-	-	-	-	-	-	-	-	-
at Auburn	1/5/16	-	-	-	-	-	-	-	-	-	-	-	-	-	-	-	-	-	-	-	-
Vanderbilt	1/9/16	-	-	-	-	-	-	-	-	-	-	-	-	-	-	-	-	-	-	-	-
at Alabama	1/13/16	-	-	-	-	-	-	-	-	-	-	-	-	-	-	-	-	-	-	-	-
Missouri	1/16/16	-	-	-	-	-	-	-	-	-	-	-	-	-	-	-	-	-	-	-	-
at Ole Miss	1/19/16	-	-	-	-	-	-	-	-	-	-	-	-	-	-	-	-	-	-	-	-
at Tennessee	1/23/16	-	-	-	-	-	-	-	-	-	-	-	-	-	-	-	-	-	-	-	-
Mississippi State	1/26/16	-	-	-	-	-	-	-	-	-	-	-	-	-	-	-	-	-	-	-	-
Alabama	1/30/16	-	-	-	-	-	-	-	-	-	-	-	-	-	-	-	-	-	-	-	-
at Georgia	2/2/16	-	-	-	-	-	-	-	-	-	-	-	-	-	-	-	-	-	-	-	-
Texas A&M	2/6/16	-	-	-	-	-	-	-	-	-	-	-	-	-	-	-	-	-	-	-	-
LSU	2/10/16	-	-	-	-	-	-	-	-	-	-	-	-	-	-	-	-	-	-	-	-
Kentucky	2/13/16	-	-	-	-	-	-	-	-	-	-	-	-	-	-	-	-	-	-	-	-
at Missouri	2/16/16	-	-	-	-	-	-	-	-	-	-	-	-	-	-	-	-	-	-	-	-
Florida	2/20/16	-	-	-	-	-	-	-	-	-	-	-	-	-	-	-	-	-	-	-	-
Tennessee	2/24/16	-	-	-	-	-	-	-	-	-	-	-	-	-	-	-	-	-	-	-	-
at Mississippi State	2/27/16	-	-	-	-	-	-	-	-	-	-	-	-	-	-	-	-	-	-	-	-
Georgia	3/3/16	-	-	-	-	-	-	-	-	-	-	-	-	-	-	-	-	-	-	-	-
at Arkansas	3/5/16	-	-	-	-	-	-	-	-	-	-	-	-	-	-	-	-	-	-	-	-

## CAREER STATISTICS

Season	GP-GS	Min	Avg	FG	FGA	Pct	3FG	3FGA	Pct	FT	FTA	Pct	Off	Def	Tot	Avg	PF	FO	Ast	TO	Blk	Stl	Pts	Avg
2015-16	12-0	2	1.0	0	0	.000	0	0	.000	0	0	.000	0	1	1	0.5	0	0	0	0	0	0	0	0.0

## CAREER SEC STATISTICS

Season	GP-GS	Min	Avg	FG	FGA	Pct	3FG	3FGA	Pct	FT	FTA	Pct	Off	Def	Tot	Avg	PF	FO	Ast	TO	Blk	Stl	Pts	Avg
2016																								



# #31 JARRELL HOLLIMAN

R-SOPHOMORE | FORWARD | 6'7" | 200 | HS

ALPHARETTA, GA./ALPHARETTA/ELMHURST COLLEGE

## SEASON NOTABLES

- Walk-on transfer from Elmhurst College
- Saw action in two games at Elmhurst
- Scored two points and collected one steal in exhibition vs. Allen

## HOLLIMAN'S SEASON HIGHS

**Points**

-

**Field Goals**

-

**Field Goal Attempts**

-

**3-Point Field Goals**

-

**3-Point Field Goal Attempts**

-

**Free Throws**

-

**Free Throw Attempts**

-

**Rebounds**

-

**Assists**

-

**Blocks**

-

**Steals**

-

**Minutes Played**

1, vs. Oral Roberts (Nov. 16, 2015)

## 2015-16

Opponent	Date	GS	Min	FG-FGA	Pct	3FG-FGA	Pct	FT-FTA	Pct	Off	Def	Tot	Avg	PF	FO	A	TO	Blk	Stl	Pts	Avg
Norfolk State	11/14/15	-	-	-	-	-	-	-DNP - Coach's Decision	-	-	-	-	-	-	-	-	-	-	-	-	-
Oral Roberts	11/16/15	1	0-0	.000	0-0	.000	0-0	.000	0	0	0	0	0.0	0	0	0	0	0	0	0	0.0
vs. DePaul	11/20/15	-	-	-	-	-	-	-DNP - Coach's Decision	-	-	-	-	-	-	-	-	-	-	-	-	-
vs. Hofstra	11/22/15	-	-	-	-	-	-	-DNP - Coach's Decision	-	-	-	-	-	-	-	-	-	-	-	-	-
vs. Tulsa	11/23/15	-	-	-	-	-	-	-	-	-	-	-	-	-	-	-	-	-	-	-	-
Lipscomb	11/27/15	-	-	-	-	-	-	-	-	-	-	-	-	-	-	-	-	-	-	-	-
Western Carolina	11/30/15	-	-	-	-	-	-	-	-	-	-	-	-	-	-	-	-	-	-	-	-
USF	12/5/15	-	-	-	-	-	-	-	-	-	-	-	-	-	-	-	-	-	-	-	-
Drexel	12/15/15	-	-	-	-	-	-	-	-	-	-	-	-	-	-	-	-	-	-	-	-
at Clemson	12/18/15	-	-	-	-	-	-	-	-	-	-	-	-	-	-	-	-	-	-	-	-
vs. St. John's	12/22/15	-	-	-	-	-	-	-	-	-	-	-	-	-	-	-	-	-	-	-	-
Francis Marion	12/30/15	-	-	-	-	-	-	-	-	-	-	-	-	-	-	-	-	-	-	-	-
Memphis	1/2/16	-	-	-	-	-	-	-	-	-	-	-	-	-	-	-	-	-	-	-	-
at Auburn	1/5/16	-	-	-	-	-	-	-	-	-	-	-	-	-	-	-	-	-	-	-	-
Vanderbilt	1/9/16	-	-	-	-	-	-	-	-	-	-	-	-	-	-	-	-	-	-	-	-
at Alabama	1/13/16	-	-	-	-	-	-	-	-	-	-	-	-	-	-	-	-	-	-	-	-
Missouri	1/16/16	-	-	-	-	-	-	-	-	-	-	-	-	-	-	-	-	-	-	-	-
at Ole Miss	1/19/16	-	-	-	-	-	-	-	-	-	-	-	-	-	-	-	-	-	-	-	-
at Tennessee	1/23/16	-	-	-	-	-	-	-	-	-	-	-	-	-	-	-	-	-	-	-	-
Mississippi State	1/26/16	-	-	-	-	-	-	-	-	-	-	-	-	-	-	-	-	-	-	-	-
Alabama	1/30/16	-	-	-	-	-	-	-	-	-	-	-	-	-	-	-	-	-	-	-	-
at Georgia	2/2/16	-	-	-	-	-	-	-	-	-	-	-	-	-	-	-	-	-	-	-	-
Texas A&M	2/6/16	-	-	-	-	-	-	-	-	-	-	-	-	-	-	-	-	-	-	-	-
LSU	2/10/16	-	-	-	-	-	-	-	-	-	-	-	-	-	-	-	-	-	-	-	-
Kentucky	2/13/16	-	-	-	-	-	-	-	-	-	-	-	-	-	-	-	-	-	-	-	-
at Missouri	2/16/16	-	-	-	-	-	-	-	-	-	-	-	-	-	-	-	-	-	-	-	-
Florida	2/20/16	-	-	-	-	-	-	-	-	-	-	-	-	-	-	-	-	-	-	-	-
Tennessee	2/24/16	-	-	-	-	-	-	-	-	-	-	-	-	-	-	-	-	-	-	-	-
at Mississippi State	2/27/16	-	-	-	-	-	-	-	-	-	-	-	-	-	-	-	-	-	-	-	-
Georgia	3/3/16	-	-	-	-	-	-	-	-	-	-	-	-	-	-	-	-	-	-	-	-
at Arkansas	3/5/16	-	-	-	-	-	-	-	-	-	-	-	-	-	-	-	-	-	-	-	-

## CAREER STATISTICS

Season	GP-GS	Min	Avg	FG	FGA	Pct	3FG	3FGA	Pct	FT	FTA	Pct	Off	Def	Tot	Avg	PF	FO	Ast	TO	Blk	Stl	Pts	Avg
2015-16	1-0	1	1.0	0	0	.000	0	0	.000	0	0	.000	0	0	0	0.0	0	0	0	0	0	0	0	0.0

## CAREER SEC STATISTICS

Season	GP-GS	Min	Avg	FG	FGA	Pct	3FG	3FGA	Pct	FT	FTA	Pct	Off	Def	Tot	Avg	PF	FO	Ast	TO	Blk	Stl	Pts	Avg
2016																								



# #21 JOHN RAGIN

FRESHMAN | GUARD | 6'2" | 177 | HS

EASTOVER, S.C./CARDINAL NEWMAN

## SEASON NOTABLES

- Walk-on from Cardinal Newman High School in Columbia
- Named all-state, all-region, all-conference during his senior season of high school
- Collected two rebounds in exhibition vs. Allen

## RAGIN'S SEASON HIGHS

**Points**

-

**Field Goals**

-

**Field Goal Attempts**

-

**3-Point Field Goals**

-

**3-Point Field Goal Attempts**

-

**Free Throws**

-

**Free Throw Attempts**

-

**Rebounds**

-

**Assists**

-

**Blocks**

-

**Steals**

-

**Minutes Played**

-

## 2015-16

Opponent	Date	GS	Min	FG-FGA	Pct	3FG-FGA	Pct	FT-FTA	Pct	Off	Def	Tot	Avg	PF	FO	A	TO	Blk	Stl	Pts	Avg
Norfolk State	11/14/15	-	-	-	-	-	-	-	-	-	-	-	-	-	-	-	-	-	-	-	-
Oral Roberts	11/16/15	-	-	-	-	-	-	-	-	-	-	-	-	-	-	-	-	-	-	-	-
vs. DePaul	11/20/15	-	-	-	-	-	-	-	-	-	-	-	-	-	-	-	-	-	-	-	-
vs. Hofstra	11/22/15	-	-	-	-	-	-	-	-	-	-	-	-	-	-	-	-	-	-	-	-
vs. Tulsa	11/23/15	-	-	-	-	-	-	-	-	-	-	-	-	-	-	-	-	-	-	-	-
Lipscomb	11/27/15	-	-	-	-	-	-	-	-	-	-	-	-	-	-	-	-	-	-	-	-
Western Carolina	11/30/15	-	-	-	-	-	-	-	-	-	-	-	-	-	-	-	-	-	-	-	-
USF	12/5/15	-	-	-	-	-	-	-	-	-	-	-	-	-	-	-	-	-	-	-	-
Drexel	12/15/15	-	-	-	-	-	-	-	-	-	-	-	-	-	-	-	-	-	-	-	-
at Clemson	12/18/15	-	-	-	-	-	-	-	-	-	-	-	-	-	-	-	-	-	-	-	-
vs. St. John's	12/22/15	-	-	-	-	-	-	-	-	-	-	-	-	-	-	-	-	-	-	-	-
Francis Marion	12/30/15	-	-	-	-	-	-	-	-	-	-	-	-	-	-	-	-	-	-	-	-
Memphis	1/2/16	-	-	-	-	-	-	-	-	-	-	-	-	-	-	-	-	-	-	-	-
at Auburn	1/5/16	-	-	-	-	-	-	-	-	-	-	-	-	-	-	-	-	-	-	-	-
Vanderbilt	1/9/16	-	-	-	-	-	-	-	-	-	-	-	-	-	-	-	-	-	-	-	-
at Alabama	1/13/16	-	-	-	-	-	-	-	-	-	-	-	-	-	-	-	-	-	-	-	-
Missouri	1/16/16	-	-	-	-	-	-	-	-	-	-	-	-	-	-	-	-	-	-	-	-
at Ole Miss	1/19/16	-	-	-	-	-	-	-	-	-	-	-	-	-	-	-	-	-	-	-	-
at Tennessee	1/23/16	-	-	-	-	-	-	-	-	-	-	-	-	-	-	-	-	-	-	-	-
Mississippi State	1/26/16	-	-	-	-	-	-	-	-	-	-	-	-	-	-	-	-	-	-	-	-
Alabama	1/30/16	-	-	-	-	-	-	-	-	-	-	-	-	-	-	-	-	-	-	-	-
at Georgia	2/2/16	-	-	-	-	-	-	-	-	-	-	-	-	-	-	-	-	-	-	-	-
Texas A&M	2/6/16	-	-	-	-	-	-	-	-	-	-	-	-	-	-	-	-	-	-	-	-
LSU	2/10/16	-	-	-	-	-	-	-	-	-	-	-	-	-	-	-	-	-	-	-	-
Kentucky	2/13/16	-	-	-	-	-	-	-	-	-	-	-	-	-	-	-	-	-	-	-	-
at Missouri	2/16/16	-	-	-	-	-	-	-	-	-	-	-	-	-	-	-	-	-	-	-	-
Florida	2/20/16	-	-	-	-	-	-	-	-	-	-	-	-	-	-	-	-	-	-	-	-
Tennessee	2/24/16	-	-	-	-	-	-	-	-	-	-	-	-	-	-	-	-	-	-	-	-
at Mississippi State	2/27/16	-	-	-	-	-	-	-	-	-	-	-	-	-	-	-	-	-	-	-	-
Georgia	3/3/16	-	-	-	-	-	-	-	-	-	-	-	-	-	-	-	-	-	-	-	-
at Arkansas	3/5/16	-	-	-	-	-	-	-	-	-	-	-	-	-	-	-	-	-	-	-	-

## CAREER STATISTICS

Season	GP-GS	Min	Avg	FG	FGA	Pct	3FG	3FGA	Pct	FT	FTA	Pct	Off	Def	Tot	Avg	PF	FO	Ast	TO	Blk	Stl	Pts	Avg
2015-16																								

## CAREER SEC STATISTICS

Season	GP-GS	Min	Avg	FG	FGA	Pct	3FG	3FGA	Pct	FT	FTA	Pct	Off	Def	Tot	Avg	PF	FO	Ast	TO	Blk	Stl	Pts	Avg
2016																								



# #30 CHRIS SILVA

FRESHMAN | FORWARD | 6'9" | 220 | HS

LIBREVILLE, GABON/ROSELLE (N.J.)

## SEASON NOTABLES

- Has only been playing organized basketball for a few years
- Native of Gabon, who played high school basketball in the United States
- Extremely athletic
- A four-star prospect by several outlets, including ESPN.com
- Earned the start in exhibition win vs. Allen, scoring seven points and pulling down 10 rebounds
- Scored 12 points and pulled down a game high nine rebounds, including five on the offensive glass, in first-career game vs. Norfolk State
- Scored four points, with one block and two rebounds vs. DePaul
- Scored 7 points with a 5-of-6 effort from the foul line in win vs. Hofstra

## SILVA'S SEASON HIGHS

### Points

12, vs. Norfolk State (Nov. 14, 2015)

### Field Goals

2, vs. Norfolk State (Nov. 14, 2015)

### Field Goal Attempts

5, twice, last vs. Hofstra (Nov. 22, 2015)

### 3-Point Field Goals

-

### 3-Point Field Goal Attempts

-

### Free Throws

8, vs. Norfolk State (Nov. 14, 2015)

### Free Throw Attempts

12, vs. Norfolk State (Nov. 14, 2015)

### Rebounds

9, vs. Norfolk State (Nov. 14, 2015)

### Assists

-

### Blocks

2, vs. Norfolk State (Nov. 14, 2015)

### Steals

1, vs. Norfolk State (Nov. 14, 2015)

### Minutes Played

24, vs. Norfolk State (Nov. 14, 2015)

## 2015-16

Opponent	Date	GS	Min	FG-FGA	Pct	3FG-FGA	Pct	FT-FTA	Pct	Off	Def	Tot	Avg	PF	FO	A	TO	Blk	Stl	Pts	Avg
Norfolk State	11/14/15		24	2-5	.400	0-0	.000	8-12	.667	5	4	9	9.0	3	0	0	3	2	1	12	12.0
Oral Roberts	11/16/15		6	1-2	.500	0-0	.000	0-2	.000	1	2	3	6.0	4	0	0	0	0	0	2	7.0
vs. DePaul	11/20/15		10	1-3	.333	0-0	.000	2-4	.500	0	2	2	4.7	4	0	0	1	1	0	4	6.0
vs. Hofstra	11/22/15		11	1-5	.200	0-0	.000	5-6	.833	3	0	3	4.3	2	0	0	2	0	0	7	6.3
vs. Tulsa	11/23/15																				
Lipscomb	11/27/15																				
Western Carolina	11/30/15																				
USF	12/5/15																				
Drexel	12/15/15																				
at Clemson	12/18/15																				
vs. St. John's	12/22/15																				
Francis Marion	12/30/15																				
Memphis	1/2/16																				
at Auburn	1/5/16																				
Vanderbilt	1/9/16																				
at Alabama	1/13/16																				
Missouri	1/16/16																				
at Ole Miss	1/19/16																				
at Tennessee	1/23/16																				
Mississippi State	1/26/16																				
Alabama	1/30/16																				
at Georgia	2/2/16																				
Texas A&M	2/6/16																				
LSU	2/10/16																				
Kentucky	2/13/16																				
at Missouri	2/16/16																				
Florida	2/20/16																				
Tennessee	2/24/16																				
at Mississippi State	2/27/16																				
Georgia	3/3/16																				
at Arkansas	3/5/16																				

## CAREER STATISTICS

Season	GP-GS	Min	Avg	FG	FGA	Pct	3FG	3FGA	Pct	FT	FTA	Pct	Off	Def	Tot	Avg	PF	FO	Ast	TO	Blk	Stl	Pts	Avg
2015-16	4-0	51	12.8	5	15	.333	0	0	.000	15	24	.625	9	8	17	4.3	13	0	0	6	3	1	25	6.3

## CAREER SEC STATISTICS

Season	GP-GS	Min	Avg	FG	FGA	Pct	3FG	3FGA	Pct	FT	FTA	Pct	Off	Def	Tot	Avg	PF	FO	Ast	TO	Blk	Stl	Pts	Avg
2016																								



# THE LAST TIME IN SOUTH CAROLINA BASKETBALL...

## AN INDIVIDUAL ...

<b>Scored 20 or more points:</b>	South Carolina: Mindaugas Kacinas (23), vs. DePaul, Nov. 20, 2015, in St. Thomas, USVI Opponent: Juan'ya Green (28), Hofstra, Nov. 22, 2015 in St. Thomas, USVI
<b>Scored 30 or more points:</b>	South Carolina: Brenton Williams (32) at Missouri, Jan. 25, 2014 in Columbia, Mo. Opponent: Obi Emegano (31), Oral Roberts, Nov. 16, 2015 in Columbia, S.C.
<b>Scored 35 or more points:</b>	South Carolina: Brenton Williams (38) vs. Miss. State, March 6, 2013 in Columbia, S.C. Opponent: Michael Frazier II (37), Florida, March 4, 2014 in Columbia, S.C.
<b>Scored 40 or more points:</b>	South Carolina: N/A thru 1992-93 season Opponent: Austin Carr (43), Notre Dame, Dec. 30, 1969 in New Orleans, La.
<b>Collected 20 or more rebounds:</b>	South Carolina: Emmett Hall (23), vs. College of Charleston, Dec. 22, 1993 in Columbia, S.C. Opponent: Ekpe Udoh (20), Baylor, Jan. 2, 2010 in Columbia, S.C.
<b>Collected 15 or more rebounds:</b>	South Carolina: Lakeem Jackson (15), vs. UALR, Nov. 25, 2012 in Puerto Vallarta, Mexico Opponent: Trey James (15), Coker, Dec. 21, 2014 in Columbia, S.C.
<b>Made 12 or more field goals:</b>	South Carolina: Devan Downey (12) vs. Georgia, Jan. 30, 2010 in Columbia, S.C. Opponent: Michael Frazier II (12), Florida, March 4, 2014 in Columbia, S.C.
<b>Made 10 or more field goals:</b>	South Carolina: Duane Notice (10), at Marshall Dec. 1, 2014 in Huntington, W.Va. Opponent: Craig Sword (10), Mississippi State, Feb. 28, 2015 in Columbia, S.C.
<b>Attempted 20 or more field goals:</b>	South Carolina: Sindarius Thornwell (24), vs. Charlotte Nov. 21, 2014 in Charleston, S.C. Opponent: Michael Frazier II (21), Florida, March 4, 2014 in Columbia, S.C.
<b>Attempted 25 or more field goals:</b>	South Carolina: Devan Downey, 25, at Kentucky, Feb. 25, 2010 in Lexington, Ky. Opponent: Kemmy Burgess (Alaska-Anchorage), 26, Nov. 24, 2005 in Anchorage, Alaska
<b>Dished 10 or more assists:</b>	South Carolina: Devan Downey, 11, vs. LSU, March 13, 2008 in Atlanta, Ga. Opponent: 11, Dee Bost, Mississippi State, Feb. 29, 2012 in Columbia, S.C.
<b>Swiped 5 or more steals:</b>	South Carolina: Sindarius Thornwell, 6 vs. UNC Asheville, Nov. 26, 2014 in Columbia, S.C. Opponent: 5, Allen Payne, Auburn, Feb. 26, 2014 in Auburn, Ala.
<b>Blocked 5 or more shots:</b>	South Carolina: Damontre Harris, 5, vs. Georgia, Feb. 15, 2012 in Columbia, S.C. Opponent: Jarell Martin and Jordan Mickey (6), LSU, Jan. 28, 2015 in Baton Rouge, La.
<b>Made 5 or more 3-point field goals:</b>	South Carolina: Duane Notice (5), vs. Clemson Dec. 19, 2014 in Columbia, S.C. Opponent: Juan'ya Green (6), Hofstra, Nov. 22, 2015 in St. Thomas, USVI
<b>Attempted 8 or more 3-point field goals:</b>	South Carolina: Duane Notice (8), vs. Ole Miss, March 12, in Nashville, Tenn. Opponent: Juan'ya Green (13), Hofstra, Nov. 22, 2015 in St. Thomas, USVI
<b>Made 10 or more free throws:</b>	South Carolina: Mindaugas Kacinas (10), vs. DePaul, Nov. 20, 2015, in St. Thomas, USVI Opponent: J.J. Frazier (11), Georgia, Jan. 31, 2015 in Athens, Ga.
<b>Attempted 15 or more free throws:</b>	South Carolina: Mindaugas Kacinas (15), vs. DePaul, Nov. 20, 2015, in St. Thomas, USVI Opponent: Shawn Smith (15), Marshall (Dec. 30, 2013) in Columbia, S.C.
<b>Played all 40 minutes of regulation:</b>	South Carolina: Duane Notice, vs. Texas A&M, Feb. 21, 2015 in Columbia, S.C. Opponent: Frank Sullivan, Auburn, Jan. 12, 2013 in Columbia, S.C.
<b>A player hit a last-second shot (within 3 seconds) to win a game:</b>	South Carolina: Tyrone Johnson (Free Throws) vs. Ole Miss, March 12, in Nashville, Tenn. Opponent: Brian Bryant, Mississippi State, Feb. 29, 2012 in Columbia, S.C.
<b>A player had a double-double:</b>	South Carolina: Sindarius Thornwell (10 points, 10 rebounds), vs. DePaul, Nov. 20, 2015, in St. Thomas, USVI Opponent: Yante Maten (13 points, 10 rebounds), Georgia, March 13, 2015, in Nashville, Tenn.
<b>Two or more players had a double-double:</b>	S. Carolina: Michael Carrera (23 points, 10 rebounds) and Lakeem Jackson (11 points, 11 rebounds) at LSU, Jan. 16, 2013 in Baton Rouge, La. Opponent: Alex Oriakhi (18 points, 11 rebounds), Earnest Ross (21 points, 10 rebounds) Missouri, Jan. 22, 2013 in Columbia, Mo.
<b>A player had a triple-double:</b>	South Carolina: Sam Muldrow (16 points, 14 rebounds, 10 blocks) vs. Vanderbilt, Jan. 8, 2011 in Columbia, S.C. *** Only second triple-double in South Carolina history (Chuck Eidson (25 points, 10 rebounds, 10 assists) vs. SC State, Nov. 29, 2002 in Columbia, S.C. Opponent: Daniel Hackett (Southern California - 22 points, 10 rebounds, 10 assists), Nov. 17, 2007 in Columbia, S.C.
<b>Scored 30 or more points in back-to-back games:</b>	South Carolina: Devan Downey, 30 vs. Kentucky, Jan. 26, 2010 in Columbia, S.C. 33 vs. Georgia, Jan. 30, 2010, in Columbia, S.C.
<b>Scored 25 or more points in back-to-back games:</b>	South Carolina: Devan Downey, 33 vs. Georgia, Jan. 30, 2010, in Columbia, S.C. 26 at Tennessee, Feb. 6, 2010 in Knoxville, Tenn.

## A TEAM ...

<b>Scored 100 or more points:</b>	South Carolina: 103 vs. The Citadel, Nov. 12, 2007 in Columbia, S.C. Opponent: 107, Vanderbilt, Feb. 17, 1996 in Nashville, Tenn.
<b>Scored 50 points or less:</b>	South Carolina: 46, vs. Florida, March 4, 2014 in Columbia S.C. Opponent: 50, Georgia, Jan. 31, 2015 in Athens, Ga.
<b>Scored 50 points in a half:</b>	South Carolina: 51 (2nd half) vs. Oral Roberts, Nov. 16, 2015 in Columbia, S.C. Opponent: 52 (2nd half) vs. Georgia Jan. 22, 2014 in Athens, Ga.
<b>Failed to score 25 points in a half:</b>	South Carolina: 24 (2nd Half), at Tennessee, March 7, 2015 in Knoxville, Tenn. Opponent: 24 (1st half), Ole Miss, March 12, in Nashville, Tenn.

<b>Collected 50 or more rebounds:</b>	South Carolina: 50, vs. Longwood, Nov. 9, 2013 in Columbia, S.C. Opponent: 52, WKU, Nov. 27, 2010 in Bowling Green, Ky.
<b>Shot 60% or better from the field:</b>	South Carolina: 60.8% (31-51) at Western Carolina, Nov. 18, 2005 in Cullowhee, N.C. Opponent: 69.6% (32-46) Missouri, Feb. 28, 2013 in Columbia, S.C.
<b>Shot 50% or better from the field:</b>	South Carolina: 54.4% (37-68), vs. Hofstra, Nov. 22, 2015 in St. Thomas, USVI Opponent: 50.9% (28-55), Hofstra, Nov. 22, 2015 in St. Thomas, USVI
<b>Shot less than 30% from the field:</b>	South Carolina: 27.1% (16-59), vs. Texas A&M, Feb. 21, 2015 in Columbia, S.C. Opponent: 28.6% (16-56), Marshall, Dec. 1, 2014 in Huntington, W.Va.
<b>Shot 50% or better from 3-point range (at least 10 attempts):</b>	South Carolina: 55.6% (5-9), vs. Hofstra, Nov. 22, 2015 in St. Thomas, USVI Opponent: 50.0% (17-34), Hofstra, Nov. 22, 2015 in St. Thomas, USVI
<b>Shot 20% or less from 3-point range (at least 10 attempts):</b>	South Carolina: 15.0% (3-20), at Kentucky, Feb. 14, 2015 in Lexington, Ky. Opponent: 15.4 % (2-13), Arkansas, Feb. 3, 2015 in Fayetteville, Ark.
<b>Dished 20 or more assists:</b>	South Carolina: 20, vs. North Carolina A&T, Dec. 30, 2014 in Columbia, S.C. Opponent: 21, Georgia, Jan. 22, 2014 in Athens, Ga.
<b>Made 35 or more shots:</b>	South Carolina: 37, vs. Hofstra, Nov. 22, 2015 in St. Thomas, USVI Opponent: 35, vs. Tennessee, March 5, 2009 in Columbia, S.C.
<b>Attempted 80 or more shots:</b>	South Carolina: 83 vs. WKU Nov. 27, 2010 in Bowling Green, Ky. Opponent: 83, LSU, Feb. 10, 1996 in Columbia, S.C.
<b>Attempted 70 or more shots:</b>	South Carolina: 72, vs. Providence, Dec. 1, 2011 in Columbia, S.C. Opponent: 71, Arkansas, Feb. 3, 2015 in Fayetteville, Ark.
<b>Made 10 or more 3-pointers:</b>	South Carolina: 11 vs. Auburn, March 12, 2014 in Atlanta, Ga. Opponent: 17, Hofstra, Nov. 22, 2015 in St. Thomas, USVI
<b>Did not make a 3-pointer:</b>	South Carolina: 0, vs. Milwaukee, Nov. 11, 2012 in Columbia, S.C. Opponent: 0, Miss. State, Jan. 9, 2013 in Starkville, Miss.
<b>Attempted 30 or more 3-pointers:</b>	South Carolina: 31 vs. Alabama, Jan. 25, 2012 in Columbia, S.C. Opponent: 34, Hofstra, Nov. 22, 2015 in St. Thomas, USVI
<b>Attempted 25 or more 3-pointers:</b>	South Carolina: 26 vs. Texas A&M, Feb. 21, 2015 in Columbia, S.C. Opponent: 25, Tennessee, March 7, 2015 in Knoxville, Tenn.
<b>Made 30 or more free throws:</b>	South Carolina: 30 vs. Arkansas, March 13, 2014 in Atlanta, Ga. Opponent: 33, Kentucky, March 1, 2014 in Columbia, S.C.
<b>Attempted 40 or more free throws:</b>	South Carolina: 42, vs. Norfolk State, Nov. 14, 2015 in Columbia, S.C.. Opponent: 42, Kentucky, March 1, 2014 in Columbia, S.C.
<b>Swiped 15 or more steals:</b>	South Carolina: 15 vs. Vanderbilt, Jan. 16, 2010 in Columbia, S.C. Opponent: 17, Florida, March 4, 2014 in Columbia, S.C.
<b>Blocked 12 or more shots:</b>	South Carolina: 12, vs. Vanderbilt, Jan. 8, 2011 in Columbia, S.C. Opponent: 13, LSU, Jan. 28, 2015 in Baton Rouge, La.
<b>Blocked 8 or more shots:</b>	South Carolina: 9, vs. Coker, Dec. 21, 2014 in Columbia, S.C. Opponent: 8, Arkansas, Feb. 3, 2015 in Fayetteville, Ark.
<b>Won by 30 or more points:</b>	South Carolina: 37, vs. North Carolina A&T, Dec. 30, 2014 in Columbia, S.C. Opponent: 34, Kentucky, Feb. 14, 2015 in Lexington, Ky.
<b>Won by 20 or more points:</b>	South Carolina: 37, vs. North Carolina A&T, Dec. 30, 2014 in Columbia, S.C. Opponent: 34, at Kentucky, Feb. 14, 2015 in Lexington, Ky.
<b>Played a single overtime game:</b>	Win: 82-73 at LSU, Jan. 16, 2013 in Baton Rouge, La. Loss: 62-54 at Georgia, Feb. 23, 2013 in Athens, Ga.
<b>Played a double overtime game:</b>	Win: 87-85 vs. WKU, Nov. 27, 2010 in Bowling Green, Ky. Loss: 98-88 vs. Louisville, Feb. 20, 1988 in Columbia, S.C.
<b>South Carolina played a No. 1 Team in the country:</b>	Win: 68-62 vs. Kentucky, Jan. 26, 2010 in Columbia, S.C. Loss: 77-43 loss at Kentucky, Feb. 14, 2015 in Lexington, Ky.
<b>South Carolina played a top-5 opponent:</b>	Win: 68-62 vs. No. 1/1 Kentucky, Jan. 26, 2010 in Columbia, S.C. Loss: 75-36 loss to No. 4/4 Florida, Jan. 30, 2013 in Gainesville, Fla.
<b>South Carolina played a top-10 opponent:</b>	Win: 64-60 vs. No. 9/9 Iowa State, Jan. 3, 2015 in Brooklyn, N.Y. Loss: 58-43 loss vs. Kentucky, Jan. 24, 2015 in Columbia, S.C.
<b>South Carolina played a top-25 opponent:</b>	Win: 64-60 vs. No. 9/9 Iowa State, Jan. 3, 2015 in Brooklyn, N.Y. Loss: 78-74 loss vs. No. 18/18 Arkansas, March 5, 2015 in Columbia, S.C.
<b>South Carolina defeated a ranked opponent:</b>	Home: Win: 72-67 win over No. 17/15 Kentucky, March 1, 2014 in Columbia, S.C. Away: 77-73 at No. 13/19 Vanderbilt, March 6, 2010 in Nashville, Tenn. Neutral: 64-60 vs. No. 9/9 Iowa State, Jan. 3, 2015 in Brooklyn, N.Y. SEC Home: Win: 72-67 win over No. 17/15 Kentucky, March 1, 2014 in Columbia, S.C. SEC Away: 77-73 at No. 13/19 Vanderbilt, March 6, 2010 in Nashville, Tenn. Non-conference away: 85-84 at No. 19/20 Baylor, Jan. 2, 2009 in Waco, Texas
<b>A South Carolina win opened the season:</b>	Home: 81-56, vs. Norfolk State, Nov. 14, 2015 in Columbia, S.C. Away: 81-63 win at Western Carolina, Nov. 12, 2005 in Cullowhee, N.C. Neutral: 74-61 win vs. Chaminade, Nov. 19, 2001 in Maui, Hawaii (Maui Invite)
<b>South Carolina opened SEC play:</b>	Home: 72-68 loss vs. Florida, Jan. 7, 2015 in Gainesville, Fla. Away: 74-58 loss at No. 10/11 Florida, Jan. 8, 2014 in Gainesville, Fla.



South Carolina Basketball  
 South Carolina Combined Team Statistics (as of Nov 23, 2015)  
 All games

RECORD:	OVERALL	HOME	AWAY	NEUTRAL
ALL GAMES	4-0	2-0	0-0	2-0
CONFERENCE	0-0	0-0	0-0	0-0
NON-CONFERENCE	4-0	2-0	0-0	2-0

##	Player	gp-gs	min	avg	Total		3-Point		F-Throw		Rebounds				pf	dq	a	to	blk	stl	pts	avg
					fg-fga	fg%	3fg-fga	3fg%	ft-fta	ft%	off	def	tot	avg								
14	CHATKEVICIUS, L.	4-4	97	24.3	25-47	.532	2-5	.400	12-19	.632	13	7	20	5.0	9	0	2	1	6	2	64	16.0
25	KACINAS, Mindaugas	4-4	125	31.3	21-40	.525	2-11	.182	17-24	.708	15	12	27	6.8	9	0	6	6	3	1	61	15.3
10	NOTICE, Duane	4-0	95	23.8	15-38	.395	10-17	.588	10-11	.909	4	6	10	2.5	6	0	9	2	0	4	50	12.5
00	THORNWELL, Sindari	4-4	127	31.8	14-42	.333	2-10	.200	19-26	.731	5	21	26	6.5	7	0	18	6	0	5	49	12.3
24	CARRERA, Michael	4-4	95	23.8	13-27	.481	4-7	.571	6-8	.750	6	17	23	5.8	10	0	8	4	3	2	36	9.0
15	DOZIER, PJ	4-4	73	18.3	11-26	.423	3-5	.600	1-5	.200	6	11	17	4.3	10	0	7	7	2	6	26	6.5
30	SILVA, Chris	4-0	51	12.8	5-15	.333	0-0	.000	15-24	.625	9	8	17	4.3	13	0	0	6	3	1	25	6.3
01	STROMAN, Marcus	4-0	72	18.0	3-11	.273	2-5	.400	4-6	.667	3	5	8	2.0	7	0	5	3	0	1	12	3.0
23	COBB, Eric	4-0	35	8.8	5-6	.833	0-0	.000	0-1	.000	2	5	7	1.8	7	0	0	2	0	1	10	2.5
20	MCKIE, Justin	3-0	23	7.7	1-8	.125	1-5	.200	2-2	1.000	1	3	4	1.3	2	0	0	0	0	0	5	1.7
05	BLANTON, TeMarcus	2-0	2	1.0	0-0	.000	0-0	.000	0-0	.000	0	0	0	0.0	2	0	1	0	0	0	0	0.0
31	HOLLIMAN, Jarrell	1-0	1	1.0	0-0	.000	0-0	.000	0-0	.000	0	0	0	0.0	0	0	0	0	0	0	0	0.0
04	GREGORY, Jamall	2-0	2	1.0	0-0	.000	0-0	.000	0-0	.000	0	1	1	0.5	0	0	0	0	0	0	0	0.0
02	DOBY, Raymond	2-0	2	1.0	0-0	.000	0-0	.000	0-0	.000	0	0	0	0.0	4	0	0	1	0	0	0	0.0
Team											8	6	14				2					
Total.....		4	800		113-260	.435	26-65	.400	86-126	.683	72	102	174	43.5	86	0	56	40	17	23	338	84.5
Opponents.....		4	800		88-214	.411	35-90	.389	69-94	.734	32	87	119	29.8	106	-	44	60	12	16	280	70.0

TEAM STATISTICS	SC	OPP	Date	Opponent	Score	Att.
SCORING	338	280	11/14/15	NORFOLK STATE	w 84-69	10623
Points per game	84.5	70.0	11/16/15	ORAL ROBERTS	w 84-66	9640
Scoring margin	+14.5	-	11/20/15	vs DePaul	w 76-61	0
FIELD GOALS-ATT	113-260	88-214	11/22/15	vs Hofstra	w 94-84	1715
Field goal pct	.435	.411	* = Conference game			
3 POINT FG-ATT	26-65	35-90				
3-point FG pct	.400	.389				
3-pt FG made per game	6.5	8.8				
FREE THROWS-ATT	86-126	69-94				
Free throw pct	.683	.734				
F-Throws made per game	21.5	17.3				
REBOUNDS	174	119				
Rebounds per game	43.5	29.8				
Rebounding margin	+13.8	-				
ASSISTS	56	44				
Assists per game	14.0	11.0				
TURNOVERS	40	60				
Turnovers per game	10.0	15.0				
Turnover margin	+5.0	-				
Assist/turnover ratio	1.4	0.7				
STEALS	23	16				
Steals per game	5.8	4.0				
BLOCKS	17	12				
Blocks per game	4.3	3.0				
ATTENDANCE	20263	1715				
Home games-Avg/Game	2-10132	0-0				
Neutral site-Avg/Game	-	2-858				

Score by Periods	1st	2nd	Totals
South Carolina	156	182	338
Opponents	131	149	280



South Carolina Basketball  
South Carolina Team Game-by-Game Comparison (as of Nov 23, 2015)  
All games

Opponent	1st	2nd	Score	Mar	Total FG	FG Pct	3-Pointers	3FG Pct	Free Throws	FT Pct	Rebounds	Assist	T/Over	Block	Steal	Fouls
NORFOLK STATE	40/34	44/35	84-69	+15	23-59/19-56	.390/.339	9-22/11-28	.409/.393	29-42/20-23	.690/.870	46/35 +11	15/12	13/18	4/3	9/7	19/35
ORAL ROBERTS	33/30	51/36	84-66	+18	29-73/22-51	.397/.431	7-21/4-14	.333/.286	19-27/18-23	.704/.783	44/28 +16	14/7	6/13	4/5	5/3	22/23
DePaul	37/28	39/33	76-61	+15	24-60/19-52	.400/.365	5-13/3-14	.385/.214	23-34/20-31	.676/.645	43/33 +10	11/9	12/15	4/2	5/4	27/27
Hofstra	46/39	48/45	94-84	+10	37-68/28-55	.544/.509	5-9/17-34	.556/.500	15-23/11-17	.652/.647	41/23 +18	16/16	9/14	5/2	4/2	18/21

Note: Game totals are displayed in the format TEAM/OPPONENT for each category





South Carolina Basketball  
South Carolina Category Leaders (as of Nov 23, 2015)  
All games

Points	G	Pts	Pts/G
CHATKEVICIUS, L.	4	64	16.0
KACINAS, Mindaugas	4	61	15.3
NOTICE, Duane	4	50	12.5
THORNWELL, Sindarius	4	49	12.3
CARRERA, Michael	4	36	9.0
DOZIER, PJ	4	26	6.5
SILVA, Chris	4	25	6.3
STROMAN, Marcus	4	12	3.0
COBB, Eric	4	10	2.5
MCKIE, Justin	3	5	1.7

FG Percentage	FG	Att	Pct
COBB, Eric	5	6	.833
CHATKEVICIUS, L.	25	47	.532
KACINAS, Mindaugas	21	40	.525
CARRERA, Michael	13	27	.481
DOZIER, PJ	11	26	.423
NOTICE, Duane	15	38	.395
THORNWELL, Sindarius	14	42	.333
SILVA, Chris	5	15	.333
STROMAN, Marcus	3	11	.273
MCKIE, Justin	1	8	.125

3-Point Percentage	3FG	Att	Pct
DOZIER, PJ	3	5	.600
NOTICE, Duane	10	17	.588
CARRERA, Michael	4	7	.571
STROMAN, Marcus	2	5	.400
CHATKEVICIUS, L.	2	5	.400
THORNWELL, Sindarius	2	10	.200
MCKIE, Justin	1	5	.200
KACINAS, Mindaugas	2	11	.182

Free Throw Percent	FG	Att	Pct
MCKIE, Justin	2	2	1.000
NOTICE, Duane	10	11	.909
CARRERA, Michael	6	8	.750
THORNWELL, Sindarius	19	26	.731
KACINAS, Mindaugas	17	24	.708
STROMAN, Marcus	4	6	.667
CHATKEVICIUS, L.	12	19	.632
SILVA, Chris	15	24	.625
DOZIER, PJ	1	5	.200

Scoring Average	G	Pts	Avg/G
CHATKEVICIUS, L.	4	64	16.0
KACINAS, Mindaugas	4	61	15.3
NOTICE, Duane	4	50	12.5
THORNWELL, Sindarius	4	49	12.3
CARRERA, Michael	4	36	9.0
DOZIER, PJ	4	26	6.5
SILVA, Chris	4	25	6.3
STROMAN, Marcus	4	12	3.0
COBB, Eric	4	10	2.5
MCKIE, Justin	3	5	1.7
DOBY, Raymond	2	0	0.0
HOLLIMAN, Jarrell	1	0	0.0
BLANTON, TeMarcus	2	0	0.0
GREGORY, Jamall	2	0	0.0

Field Goal Attempts	G	Att	Att/G
CHATKEVICIUS, L.	4	47	11.8
THORNWELL, Sindarius	4	42	10.5
KACINAS, Mindaugas	4	40	10.0
NOTICE, Duane	4	38	9.5
CARRERA, Michael	4	27	6.8

Field Goals Made	G	Made	Made/G
CHATKEVICIUS, L.	4	25	6.3
KACINAS, Mindaugas	4	21	5.3
NOTICE, Duane	4	15	3.8
THORNWELL, Sindarius	4	14	3.5
CARRERA, Michael	4	13	3.3

3-Point FG Attempts	G	Att	Att/G
NOTICE, Duane	4	17	4.3
KACINAS, Mindaugas	4	11	2.8
THORNWELL, Sindarius	4	10	2.5
CARRERA, Michael	4	7	1.8
MCKIE, Justin	3	5	1.7
CHATKEVICIUS, L.	4	5	1.3
STROMAN, Marcus	4	5	1.3
DOZIER, PJ	4	5	1.3

3-Point FG Made	G	Made	Made/G
NOTICE, Duane	4	10	2.5
CARRERA, Michael	4	4	1.0
DOZIER, PJ	4	3	0.8
THORNWELL, Sindarius	4	2	0.5
CHATKEVICIUS, L.	4	2	0.5
KACINAS, Mindaugas	4	2	0.5
STROMAN, Marcus	4	2	0.5

Free Throw Attempts	G	Att	Att/G
THORNWELL, Sindarius	4	26	6.5
KACINAS, Mindaugas	4	24	6.0
SILVA, Chris	4	24	6.0
CHATKEVICIUS, L.	4	19	4.8
NOTICE, Duane	4	11	2.8

Free Throws Made	G	Made	Made/G
THORNWELL, Sindarius	4	19	4.8
KACINAS, Mindaugas	4	17	4.3



South Carolina Basketball  
South Carolina Category Leaders (as of Nov 23, 2015)  
All games

Rebounds	G	Reb	Reb/G
KACINAS, Mindaugas	4	27	6.8
THORNWELL, Sindarius	4	26	6.5
CARRERA, Michael	4	23	5.8
CHATKEVICIUS, L.	4	20	5.0
SILVA, Chris	4	17	4.3
DOZIER, PJ	4	17	4.3

Rebound Average	G	Reb	Avg/G
KACINAS, Mindaugas	4	27	6.8
THORNWELL, Sindarius	4	26	6.5
CARRERA, Michael	4	23	5.8
CHATKEVICIUS, L.	4	20	5.0
DOZIER, PJ	4	17	4.3
SILVA, Chris	4	17	4.3

Offensive Rebounds	G	No.	Avg/G
KACINAS, Mindaugas	4	15	3.8
CHATKEVICIUS, L.	4	13	3.3
SILVA, Chris	4	9	2.3
CARRERA, Michael	4	6	1.5
DOZIER, PJ	4	6	1.5

Defensive Rebounds	G	No.	Avg/G
THORNWELL, Sindarius	4	21	5.3
CARRERA, Michael	4	17	4.3
KACINAS, Mindaugas	4	12	3.0
DOZIER, PJ	4	11	2.8
SILVA, Chris	4	8	2.0

Fouls	G	No.	Per/G
SILVA, Chris	4	13	3.3
CARRERA, Michael	4	10	2.5
DOZIER, PJ	4	10	2.5
KACINAS, Mindaugas	4	9	2.3
CHATKEVICIUS, L.	4	9	2.3

Foulsouts	G	No.
-----------	---	-----

Assists	G	No.	Ast/G
THORNWELL, Sindarius	4	18	4.5
NOTICE, Duane	4	9	2.3
CARRERA, Michael	4	8	2.0
DOZIER, PJ	4	7	1.8
KACINAS, Mindaugas	4	6	1.5

Steals	G	No.	Stl/G
DOZIER, PJ	4	6	1.5
THORNWELL, Sindarius	4	5	1.3
NOTICE, Duane	4	4	1.0
CARRERA, Michael	4	2	0.5
CHATKEVICIUS, L.	4	2	0.5

Blocked Shots	G	No.	Blk/G
CHATKEVICIUS, L.	4	6	1.5
KACINAS, Mindaugas	4	3	0.8
CARRERA, Michael	4	3	0.8
SILVA, Chris	4	3	0.8
DOZIER, PJ	4	2	0.5

Minutes	G	No.	Min/G
THORNWELL, Sindarius	4	127	31.8
KACINAS, Mindaugas	4	125	31.3
CHATKEVICIUS, L.	4	97	24.3
NOTICE, Duane	4	95	23.8
CARRERA, Michael	4	95	23.8

Turnovers	G	No.	TO/G
DOZIER, PJ	4	7	1.8
THORNWELL, Sindarius	4	6	1.5
KACINAS, Mindaugas	4	6	1.5
SILVA, Chris	4	6	1.5
CARRERA, Michael	4	4	1.0



South Carolina Basketball  
South Carolina Team High/Low Analysis (as of Nov 23, 2015)  
All games

South Carolina - TEAM GAME HIGHS

POINTS	94	vs Hofstra (11/22/15)
	84	ORAL ROBERTS (11/16/15)
	84	NORFOLK STATE (11/14/15)
	76	vs DePaul (11/20/15)
FIELD GOALS MADE	37	vs Hofstra (11/22/15)
	29	ORAL ROBERTS (11/16/15)
FIELD GOAL ATTEMPTS	73	ORAL ROBERTS (11/16/15)
	68	vs Hofstra (11/22/15)
FIELD GOAL PERCENTAGE	.544 (37-68)	vs Hofstra (11/22/15)
	.400 (24-60)	vs DePaul (11/20/15)
3 PT FIELD GOALS MADE	9	NORFOLK STATE (11/14/15)
	7	ORAL ROBERTS (11/16/15)
3 PT FG ATTEMPTS	22	NORFOLK STATE (11/14/15)
	21	ORAL ROBERTS (11/16/15)
3 PT FG PERCENTAGE	.556 (5-9)	vs Hofstra (11/22/15)
	.409 (9-22)	NORFOLK STATE (11/14/15)
FREE THROWS MADE	29	NORFOLK STATE (11/14/15)
	23	vs DePaul (11/20/15)
FREE THROW ATTEMPTS	42	NORFOLK STATE (11/14/15)
	34	vs DePaul (11/20/15)
FREE THROW PERCENTAGE	.704 (19-27)	ORAL ROBERTS (11/16/15)
	.690 (29-42)	NORFOLK STATE (11/14/15)
REBOUNDS	46	NORFOLK STATE (11/14/15)
	44	ORAL ROBERTS (11/16/15)
ASSISTS	16	vs Hofstra (11/22/15)
	15	NORFOLK STATE (11/14/15)
STEALS	9	NORFOLK STATE (11/14/15)
	5	vs DePaul (11/20/15)
	5	ORAL ROBERTS (11/16/15)
BLOCKED SHOTS	5	vs Hofstra (11/22/15)
	4	vs DePaul (11/20/15)
	4	ORAL ROBERTS (11/16/15)
	4	NORFOLK STATE (11/14/15)
TURNOVERS	13	NORFOLK STATE (11/14/15)
	12	vs DePaul (11/20/15)
FOULS	27	vs DePaul (11/20/15)
	22	ORAL ROBERTS (11/16/15)



South Carolina Basketball  
South Carolina High/Low Analysis (as of Nov 23, 2015)  
All games

Opponent - GAME HIGHS

POINTS	84	vs Hofstra (11/22/15)
	69	NORFOLK STATE (11/14/15)
	66	ORAL ROBERTS (11/16/15)
	61	vs DePaul (11/20/15)
FIELD GOALS MADE	28	vs Hofstra (11/22/15)
	22	ORAL ROBERTS (11/16/15)
FIELD GOAL ATTEMPTS	56	NORFOLK STATE (11/14/15)
	55	vs Hofstra (11/22/15)
FIELD GOAL PERCENTAGE	.509 (28-55)	vs Hofstra (11/22/15)
	.431 (22-51)	ORAL ROBERTS (11/16/15)
3 PT FIELD GOALS MADE	17	vs Hofstra (11/22/15)
	11	NORFOLK STATE (11/14/15)
3 PT FG ATTEMPTS	34	vs Hofstra (11/22/15)
	28	NORFOLK STATE (11/14/15)
3 PT FG PERCENTAGE	.500 (17-34)	vs Hofstra (11/22/15)
	.393 (11-28)	NORFOLK STATE (11/14/15)
FREE THROWS MADE	20	vs DePaul (11/20/15)
	20	NORFOLK STATE (11/14/15)
FREE THROW ATTEMPTS	31	vs DePaul (11/20/15)
	23	ORAL ROBERTS (11/16/15)
	23	NORFOLK STATE (11/14/15)
FREE THROW PERCENTAGE	.870 (20-23)	NORFOLK STATE (11/14/15)
	.783 (18-23)	ORAL ROBERTS (11/16/15)
REBOUNDS	35	NORFOLK STATE (11/14/15)
	33	vs DePaul (11/20/15)
ASSISTS	16	vs Hofstra (11/22/15)
	12	NORFOLK STATE (11/14/15)
STEALS	7	NORFOLK STATE (11/14/15)
	4	vs DePaul (11/20/15)
BLOCKED SHOTS	5	ORAL ROBERTS (11/16/15)
	3	NORFOLK STATE (11/14/15)
TURNOVERS	18	NORFOLK STATE (11/14/15)
	15	vs DePaul (11/20/15)
FOULS	35	NORFOLK STATE (11/14/15)
	27	vs DePaul (11/20/15)





South Carolina Basketball  
South Carolina High/Low Analysis (as of Nov 23, 2015)  
All games

South Carolina - GAME LOWS

POINTS	76	vs DePaul (11/20/15)
	84	NORFOLK STATE (11/14/15)
	84	ORAL ROBERTS (11/16/15)
	94	vs Hofstra (11/22/15)
FIELD GOALS MADE	23	NORFOLK STATE (11/14/15)
	24	vs DePaul (11/20/15)
FIELD GOAL ATTEMPTS	59	NORFOLK STATE (11/14/15)
	60	vs DePaul (11/20/15)
FIELD GOAL PERCENTAGE	.390 (23-59)	NORFOLK STATE (11/14/15)
	.397 (29-73)	ORAL ROBERTS (11/16/15)
3 PT FIELD GOALS MADE	5	vs DePaul (11/20/15)
	5	vs Hofstra (11/22/15)
3 PT FG ATTEMPTS	9	vs Hofstra (11/22/15)
	13	vs DePaul (11/20/15)
3 PT FG PERCENTAGE	.333 (7-21)	ORAL ROBERTS (11/16/15)
	.385 (5-13)	vs DePaul (11/20/15)
FREE THROWS MADE	15	vs Hofstra (11/22/15)
	19	ORAL ROBERTS (11/16/15)
FREE THROW ATTEMPTS	23	vs Hofstra (11/22/15)
	27	ORAL ROBERTS (11/16/15)
FREE THROW PERCENTAGE	.652 (15-23)	vs Hofstra (11/22/15)
	.676 (23-34)	vs DePaul (11/20/15)
REBOUNDS	41	vs Hofstra (11/22/15)
	43	vs DePaul (11/20/15)
ASSISTS	11	vs DePaul (11/20/15)
	14	ORAL ROBERTS (11/16/15)
STEALS	4	vs Hofstra (11/22/15)
	5	ORAL ROBERTS (11/16/15)
	5	vs DePaul (11/20/15)
BLOCKED SHOTS	4	NORFOLK STATE (11/14/15)
	4	ORAL ROBERTS (11/16/15)
	4	vs DePaul (11/20/15)
TURNOVERS	6	ORAL ROBERTS (11/16/15)
	9	vs Hofstra (11/22/15)
FOULS	18	vs Hofstra (11/22/15)
	19	NORFOLK STATE (11/14/15)



South Carolina Basketball  
South Carolina High/Low Analysis (as of Nov 23, 2015)  
All games

Opponent - GAME LOWS

POINTS	61	vs DePaul (11/20/15)
	66	ORAL ROBERTS (11/16/15)
	69	NORFOLK STATE (11/14/15)
	84	vs Hofstra (11/22/15)
FIELD GOALS MADE	19	NORFOLK STATE (11/14/15)
	19	vs DePaul (11/20/15)
FIELD GOAL ATTEMPTS	51	ORAL ROBERTS (11/16/15)
	52	vs DePaul (11/20/15)
FIELD GOAL PERCENTAGE	.339 (19-56)	NORFOLK STATE (11/14/15)
	.365 (19-52)	vs DePaul (11/20/15)
3 PT FIELD GOALS MADE	3	vs DePaul (11/20/15)
	4	ORAL ROBERTS (11/16/15)
3 PT FG ATTEMPTS	14	ORAL ROBERTS (11/16/15)
	14	vs DePaul (11/20/15)
3 PT FG PERCENTAGE	.214 (3-14)	vs DePaul (11/20/15)
	.286 (4-14)	ORAL ROBERTS (11/16/15)
FREE THROWS MADE	11	vs Hofstra (11/22/15)
	18	ORAL ROBERTS (11/16/15)
FREE THROW ATTEMPTS	17	vs Hofstra (11/22/15)
	23	NORFOLK STATE (11/14/15)
	23	ORAL ROBERTS (11/16/15)
FREE THROW PERCENTAGE	.645 (20-31)	vs DePaul (11/20/15)
	.647 (11-17)	vs Hofstra (11/22/15)
REBOUNDS	23	vs Hofstra (11/22/15)
	28	ORAL ROBERTS (11/16/15)
ASSISTS	7	ORAL ROBERTS (11/16/15)
	9	vs DePaul (11/20/15)
STEALS	2	vs Hofstra (11/22/15)
	3	ORAL ROBERTS (11/16/15)
BLOCKED SHOTS	2	vs DePaul (11/20/15)
	2	vs Hofstra (11/22/15)
TURNOVERS	13	ORAL ROBERTS (11/16/15)
	14	vs Hofstra (11/22/15)
FOULS	21	vs Hofstra (11/22/15)
	23	ORAL ROBERTS (11/16/15)



South Carolina Basketball  
South Carolina Player High/Low Analysis (as of Nov 23, 2015)  
All games

South Carolina - I N D I V I D U A L G A M E H I G H S

Points	27		CHATKEVICIUS, L. vs Oral Roberts (11/16/15)
	23		KACINAS, Mindaugas vs DePaul (11/20/15)
	18		KACINAS, Mindaugas vs Hofstra (11/22/15)
	18		NOTICE, Duane vs Oral Roberts (11/16/15)
	17		CARRERA, Michael vs Hofstra (11/22/15)
	17		CHATKEVICIUS, L. vs Hofstra (11/22/15)
Field Goals Made	9		KACINAS, Mindaugas vs Hofstra (11/22/15)
	9		CHATKEVICIUS, L. vs Oral Roberts (11/16/15)
Field Goal Att.	15		THORNWELL, Sindarius vs Oral Roberts (11/16/15)
	14		CHATKEVICIUS, L. vs Hofstra (11/22/15)
	14		CHATKEVICIUS, L. vs Oral Roberts (11/16/15)
FG Pct (min 5 made)	.900	(9-10)	KACINAS, Mindaugas vs Hofstra (11/22/15)
	.643	(9-14)	CHATKEVICIUS, L. vs Oral Roberts (11/16/15)
3-Point FG Made	4		NOTICE, Duane vs Oral Roberts (11/16/15)
	3		NOTICE, Duane vs Norfolk State (11/14/15)
3-Point FG Att.	7		NOTICE, Duane vs Oral Roberts (11/16/15)
	6		NOTICE, Duane vs Norfolk State (11/14/15)
3-Pt FG Pct (min 2 made)	1.000	(2-2)	CARRERA, Michael vs Hofstra (11/22/15)
	1.000	(2-2)	DOZIER, PJ vs Hofstra (11/22/15)
	1.000	(2-2)	NOTICE, Duane vs DePaul (11/20/15)
Free Throws Made	10		KACINAS, Mindaugas vs DePaul (11/20/15)
	8		SILVA, Chris vs Norfolk State (11/14/15)
Free Throw Att.	15		KACINAS, Mindaugas vs DePaul (11/20/15)
	12		SILVA, Chris vs Norfolk State (11/14/15)
FT Pct (min 3 made)	1.000	(4-4)	KACINAS, Mindaugas vs Oral Roberts (11/16/15)
	1.000	(3-3)	CHATKEVICIUS, L. vs Norfolk State (11/14/15)
	1.000	(3-3)	NOTICE, Duane vs Norfolk State (11/14/15)
Rebounds	13		KACINAS, Mindaugas vs Oral Roberts (11/16/15)
	10		THORNWELL, Sindarius vs DePaul (11/20/15)
Assists	7		THORNWELL, Sindarius vs Oral Roberts (11/16/15)
	6		THORNWELL, Sindarius vs Hofstra (11/22/15)
Steals	3		THORNWELL, Sindarius vs Norfolk State (11/14/15)
	3		DOZIER, PJ vs Norfolk State (11/14/15)
Blocked Shots	3		CHATKEVICIUS, L. vs Hofstra (11/22/15)
	2		CARRERA, Michael vs Hofstra (11/22/15)
	2		KACINAS, Mindaugas vs DePaul (11/20/15)
	2		DOZIER, PJ vs Oral Roberts (11/16/15)
	2		SILVA, Chris vs Norfolk State (11/14/15)
Turnovers	3		DOZIER, PJ vs Hofstra (11/22/15)
	3		THORNWELL, Sindarius vs DePaul (11/20/15)
	3		SILVA, Chris vs Norfolk State (11/14/15)
	3		THORNWELL, Sindarius vs Norfolk State (11/14/15)
Fouls	4		STROMAN, Marcus vs Hofstra (11/22/15)
	4		SILVA, Chris vs DePaul (11/20/15)
	4		SILVA, Chris vs Oral Roberts (11/16/15)
Minutes	33		THORNWELL, Sindarius vs Hofstra (11/22/15)
	33		KACINAS, Mindaugas vs DePaul (11/20/15)
	33		KACINAS, Mindaugas vs Oral Roberts (11/16/15)
	32		THORNWELL, Sindarius vs Oral Roberts (11/16/15)
	31		KACINAS, Mindaugas vs Hofstra (11/22/15)
	31		THORNWELL, Sindarius vs DePaul (11/20/15)
	31		THORNWELL, Sindarius vs Norfolk State (11/14/15)



South Carolina Basketball  
 South Carolina Opponent High/Low Analysis (as of Nov 23, 2015)  
 All games

OPPONENT INDIVIDUAL GAME HIGHS

Points	31		Obi Emegano vs Oral Roberts (11/16/15)
	28		GREEN, Juan'ya vs Hofstra (11/22/15)
	21		OLIVER, Charles vs Norfolk State (11/14/15)
	18		TANKSLEY, Ameen vs Hofstra (11/22/15)
	16		SHORT, Jeff vs Norfolk State (11/14/15)
Field Goals Made	9		Obi Emegano vs Oral Roberts (11/16/15)
	7		GREEN, Juan'ya vs Hofstra (11/22/15)
	7		TANKSLEY, Ameen vs Hofstra (11/22/15)
	7		OLIVER, Charles vs Norfolk State (11/14/15)
Field Goal Att.	21		Obi Emegano vs Oral Roberts (11/16/15)
	15		GREEN, Juan'ya vs Hofstra (11/22/15)
FG Pct (min 5 made)	.714	(5-7)	BERNARDI, Brian vs Hofstra (11/22/15)
	.625	(5-8)	Albert Owens vs Oral Roberts (11/16/15)
3-Point FG Made	6		GREEN, Juan'ya vs Hofstra (11/22/15)
	5		OLIVER, Charles vs Norfolk State (11/14/15)
3-Point FG Att.	13		GREEN, Juan'ya vs Hofstra (11/22/15)
	10		OLIVER, Charles vs Norfolk State (11/14/15)
3-Pt FG Pct (min 2 made)	.667	(4-6)	BERNARDI, Brian vs Hofstra (11/22/15)
	.571	(4-7)	TANKSLEY, Ameen vs Hofstra (11/22/15)
Free Throws Made	10		Obi Emegano vs Oral Roberts (11/16/15)
	8		GREEN, Juan'ya vs Hofstra (11/22/15)
Free Throw Att.	10		GREEN, Juan'ya vs Hofstra (11/22/15)
	10		Obi Emegano vs Oral Roberts (11/16/15)
FT Pct (min 3 made)	1.000	(10-10)	Obi Emegano vs Oral Roberts (11/16/15)
	1.000	(7-7)	GARRETT, Billy vs DePaul (11/20/15)
	1.000	(5-5)	SHORT, Jeff vs Norfolk State (11/14/15)
Rebounds	8		DaQuan Jeffries vs Oral Roberts (11/16/15)
	6		GUSTYS, Rokas vs Hofstra (11/22/15)
	6		CAIN, Eli vs DePaul (11/20/15)
	6		HAMILTON IV, Tommy vs DePaul (11/20/15)
	6		Albert Owens vs Oral Roberts (11/16/15)
Assists	7		GREEN, Juan'ya vs Hofstra (11/22/15)
	6		Aaron Anderson vs Oral Roberts (11/16/15)
Steals	2		WOOD, Darrick vs DePaul (11/20/15)
	2		ROBINSON, Zaynah vs Norfolk State (11/14/15)
	2		LONG, Alex vs Norfolk State (11/14/15)
Blocked Shots	4		Albert Owens vs Oral Roberts (11/16/15)
	1		WRIGHT-FOREMAN, J. vs Hofstra (11/22/15)
	1		TANKSLEY, Ameen vs Hofstra (11/22/15)
	1		STIMAGE, Rashaun vs DePaul (11/20/15)
	1		HENRY, Myke vs DePaul (11/20/15)
	1		DaQuan Jeffries vs Oral Roberts (11/16/15)
	1		KELLEY, Brian vs Norfolk State (11/14/15)
	1		BUTLER, Jordan vs Norfolk State (11/14/15)
	1		BUNGEI, Preston vs Norfolk State (11/14/15)
Turnovers	5		GREEN, Juan'ya vs Hofstra (11/22/15)
	4		HENRY, Myke vs DePaul (11/20/15)
Fouls	5		NICHOLS, Malik vs Hofstra (11/22/15)
	5		Brandon Conley vs Oral Roberts (11/16/15)
	5		Aaron Anderson vs Oral Roberts (11/16/15)
	5		WADE, Jonathan vs Norfolk State (11/14/15)
	5		SHORT, Jeff vs Norfolk State (11/14/15)
	5		TAYLOR, D'Shon vs Norfolk State (11/14/15)