

SOUTH CAROLINA
GAMECOCKS
2010 SOCCER



HISTORY



YEAR-BY-YEAR RESULTS

1978

13-3-1 Overall
7-1-0 Home • 6-2-1 Away

S18	PRESBYTERIAN	W	12-0
S20	Col. of Charleston	W	3-1
S26	COASTAL CAROLINA	W	13-2
O3	ERSKINE	W	1-0
O6	EAST CAROLINA	W	7-0
O8	at UNC-Asheville	W	5-0
O11	at Presbyterian	W	9-0
O15	CLEMSON	L	1-2
O18	at C. Southern	W	3-0
O21	at Georgia State	L	0-2
O22	at Emory	L	0-3
O25	at Winthrop	W	4-1
O29	at App. State (OT)	T	0-0
N1	FURMAN	W	1-0
N4	at UNC-Wilmington	W	3-1
N7	FRANCIS MARION	W	4-0
N10	at W. Carolina (OT)	W	1-0

67-12



Mark Berson has been the the only head coach in the history of South Carolina men's soccer.

1979

14-5-0 Overall
8-1-0 Home • 6-3-0 Away • 0-1-0 Neutral
NCAA First Round

S11	ERSKINE	W	3-1
S14	CONNECTICUT	L	0-5
S16	UNC WILMINGTON	W	3-2
S19	WINTHROP	W	4-0
S23	GEORGIA STATE	W	4-1
S28	at East Carolina	W	2-1
O3	at Col. of Charleston	W	2-1
O8	EMORY	W	4-1
O10	at Francis Marion	W	6-0
O14	at Clemson	L	0-1
O19	Indiana#	L	0-1
O20	at Wheaton#	W	1-0
O22	at Furman	W	5-1
O28	APP. STATE	W	3-1
O31	W. CAROLINA	W	6-0
N3	at Rollins	L	0-1
N5	at UCF	W	1-0

N8	C. SOUTHERN	W	3-0
N25	at Clemson*	L	0-1

55-16

Wheaton Invitational (Wheaton, Ill.)
* NCAA Championships (Clemson, S.C.)

1980

12-5-2 Overall
9-1-0 Home • 2-3-2 Away • 1-1-0 Neutral

S6	W. CAROLINA	W	11-0
S11	USC-SPARTANBURG	W	2-1
S13	FRANCIS MARION	W	8-0
S16	at Coastal Carolina (OT)	T	2-2
S19	at SIU-Edwardsville#	L	1-3
S20	vs. Portland#	L	1-3
S28	at App. State	L	0-6
O1	FURMAN	W	4-1
O4	at Erskine (OT)	T	0-0
O8	THE CITADEL	W	3-0
O12	CLEMSON	L	0-1
O18	vs. Duke*	W	2-1
O19	at UNC-Wilmington*	L	2-4
O22	at C. Southern	W	1-0
O24	UCF	W	5-0
O29	at Emory	W	1-0
N1	ROLLINS	W	4-1
N5	HARTWICK	W	2-1
N9	COL. OF CHARLESTON	W	3-0

52-24

Cougar Classic (Edwardsville, Ill.)
* Port City Classic (Wilmington, N.C.)

1981

16-4-1 Overall
10-1-0 Home • 6-3-1 Away

S4	WHEATON#	W	2-1
S5	SIU-EDWARD.#	W	2-1
S11	at Rhode Island	W	1-0
S13	at Connecticut	L	0-3
S16	C. SOUTHERN	W	1-0
S20	BELMONT ABBEY	W	3-0
S23	at The Citadel	W	3-1
S26	at Erskine (OT)	W	3-2
S29	at Furman	W	1-0
O4	EMORY	W	6-0
O11	at Clemson	L	1-5
O14	at Col. of Charleston (OT)	T	1-1
O18	at Duke	L	1-2
O23	JACKSONVILLE	W	2-0
O25	WAKE FOREST (OT)	W	2-1
O28	at Francis Marion	W	6-0
N1	UNC WILMINGTON	W	3-2
N4	DAVIDSON	W	4-1
N8	APP. STATE	W	5-0
N11	at W. Carolina	W	4-0
N14	NC STATE	L	0-2

51-22

Carolina Invitational (Columbia, S.C.)

1982

12-5-2 Overall
8-3-1 Home • 4-2-1 Away

S1	CHARLOTTE (OT)	T	1-1
S4	NORTH CAROLINA#	L	0-2
S5	WEST VIRGINIA#	W	2-1
S11	at Jacksonville	W	1-0
S19	at Alabama A&M	L	1-3
S22	C. SOUTHERN	W	2-1
S29	FURMAN	W	9-0
O3	THE CITADEL	W	3-0

O6	Col. of Charleston	W	7-0
O10	CLEMSON	L	0-2
O17	DUKE	L	0-4
O20	Ga. SOUTHERN	W	4-0
O24	at Wake Forest	W	2-1
O27	ERSKINE	W	3-1
O31	at UNC-Wilmington (OT)	T	1-1
N3	at Davidson	W	2-1
N7	GEORGIA STATE	W	4-2
N10	APP. STATE	W	5-1
N14	at NC State	L	0-1

47-22

Carolina Invitational (Columbia, S.C.)

1983

8-11-2 Overall
6-4-2 Home • 2-7-0 Away

S1	LANDER	W	5-0
S4	at Old Dominion	L	0-1
S7	C. SOUTHERN	W	2-0
S11	W. CAROLINA	W	2-0
S14	at Charlotte	W	3-2
S18	ALABAMA A&M	L	0-4
S24	SOUTH FLORIDA#	L	1-3
S25	GEORGE WASH. (OT)	T	0-0
S28	at Erskine (OT)	L	2-3
O2	NC STATE	L	1-2
O5	MERCER	W	5-0
O9	at Clemson	L	0-4
O16	at North Carolina	L	0-6
O19	UNC-Wilmington	W	2-0
O23	at Duke	L	0-1
O26	DAVIDSON	W	1-0
O30	WAKE FOREST (OT)	L	1-3
N2	at Furman	W	2-1
N6	at Connecticut	L	0-3
N8	at Rutgers	L	0-2
N10	APP. STATE (OT)	T	1-1

34-36

Carolina Invitational (Columbia, S.C.)

1984

14-4-2 Overall
10-1-1 Home • 3-3-0 Away • 1-0-1 Neutral
#20 Final NSCAA Ranking

S1	W. CAROLINA	W	11-1
S3	CONNECTICUT	W	3-0
S6	PRESBYTERIAN	W	4-0
S9	at North Carolina	L	1-6
S13	CHARLOTTE	W	1-0
S17	C. SOUTHERN	W	4-0
S22	TENNESSEE#	W	6-0
S23	OLD DOMINION#	W	2-1
S26	FURMAN (OT)	W	2-1
S29	at South Florida (OT)	L	1-4
O3	ERSKINE	W	3-1
O6	at NC State	L	1-3
O10	at UNC-Wilmington	W	4-1
O14	CLEMSON (OT)	L	2-3
O17	MERCER	W	5-0
O21	DUKE (OT)	T	1-1
O24	at Davidson	W	3-0
O28	at Wake Forest	W	2-0
N2	vs. Saint Louis* (OT)	T	0-0
N3	vs. BYU*	W	3-0

59-23

Carolina Invitational (Columbia, S.C.)
* FIU Invitational (Miami, Fla.)



CAROLINA SOCCER



Doug Allison holds Carolina's all-time records for career points (158) and goals scored (63).

1986

17-5-0 Overall
10-2-0 Home • 6-2-0 Away • 1-1-0 Neutral
#13 Final NSCAA Ranking
NCAA First Round

S1	FRANCIS MARION	W	6-0
S5	at Indiana#	W	2-1
S6	vs.UNLV# (OT)	W	1-0
S10	WOFFORD	W	2-0
S13	PRESBYTERIAN	W	6-1
S16	CHARLOTTE	W	6-0
S19	vs.SMU*	L	2-3
S20	at Saint Louis*	W	3-2
S24	at North Carolina	L	0-1
S28	APP. STATE	W	4-0
O1	ERSKINE	W	3-1
O5	at NC State	W	2-1
O8	THE CITADEL	W	4-0
O12	CLEMSON (OT)	W	4-3
O19	DUKE (OT)	L	2-3
O22	at Davidson	W	5-0
O26	at Wake Forest (OT)	W	1-0
O29	FURMAN	L	0-3
N2	at Jacksonville	W	2-0
N5	C. SOUTHERN	W	10-0
N8	AKRON	W	4-1
N16	at Duke%	L	2-3

adidas Soccer Classic (Bloomington, Ind.)
* Saint Louis/Puma Invitational (St. Louis, Mo.)
% NCAA First Round (Durham, N.C.)

1988

14-4-4 Overall
13-1-1 Home • 1-2-2 Away • 0-1-1 Neutral
#5 Final NSCAA Ranking
NCAA Semifinalist

S1	FRANCIS MARION	W	9-0
S5	ERSKINE	W	4-0
S8	GEORGIA STATE	W	7-0
S11	at Wake Forest (OT)	L	0-1
S14	SOUTH ALABAMA	W	1-0
S18	at Jacksonville	W	5-0
S21	at Davidson (OT)	L	0-1
S25	FURMAN	W	2-0
S28	at North Carolina (OT)	T	0-0
O2	APP. STATE	W	3-1
O5	COL. OF CHARLESTON	W	3-0
O9	CLEMSON	W	2-1
O12	THE CITADEL	W	1-0
O16	DUKE	L	1-3
O22	vs. San Diego St.# (OT)	T	0-0
O23	at UCLA# (OT)	T	0-0
O30	NC STATE	W	1-0
N5	AIR FORCE*	W	2-1
N6	INDIANA*	T	1-1
N20	NORTH CAROLINA%	W	3-1
N27	SMU\$	W	1-0
D3	vs. Howard&	L	0-2

71-23 46-12

MetLife Classic (Los Angeles)
* MetLife Classic (Columbia, S.C.)
% South Region Champ. (Columbia, S.C.)
\$ NCAA Quarterfinals (Columbia, S.C.)
& NCAA Semifinals (Bloomington, Ind.)

1985

20-3-1 Overall
13-1-0 Home • 7-2-0 Away • 0-0-1 Neutral
#6 Final NSCAA Ranking
NCAA Quarterfinals

S1	FRANCIS MARION	W	10-0
S4	C. SOUTHERN	W	8-0
S8	GEORGIA STATE	W	4-1
S11	at UNC-Charlotte	W	3-2
S15	JACKSONVILLE	W	4-0
S18	MERCER	W	4-0
S21	APP. STATE#	W	3-1
S22	UNC-Greensboro#	W	2-1
S25	NORTH CAROLINA	W	2-0
S29	ALABAMA A&M	W	1-0
O2	at Erskine	W	1-0
O6	NC STATE (OT)	W	1-0
O9	at The Citadel	W	5-0
O13	at Clemson	L	1-3
O18	at Duke	W	1-0
O23	DAVIDSON	W	5-0
O27	WAKE FOREST	W	2-0
O30	at Furman	W	3-2
N2	at George Mason	W	3-1
N8	vs. UCF* (OT)	T	0-0
N10	at Tampa*	L	1-5
N17	DUKE%	W	3-0
N24	at Clemson\$ (PK)	W	1-0
D1	AMERICAN&	L	0-2

68-18

Carolina Invitational (Columbia, S.C.)
* Countdown To Nationals (Tampa, Fla.)
% NCAA First Round (Columbia, S.C.)
\$ South Region Championship (Clemson, S.C.)
& NCAA Quarterfinals (Columbia, S.C.)

1987

16-2-3 Overall
10-1-1 Home • 5-1-2 Away • 1-0-0 Neutral
#2 Final NSCAA Ranking
NCAA Region Finalist

S1	FRANCIS MARION	W	7-0
S4	at Indiana#	W	3-1
S5	vs.Evansville#	W	2-1
S9	WOFFORD	W	8-0
S13	at Akron (OT)	T	0-0
S16	WAKE FOREST	W	1-0
S20	FLORIDA INTL. (OT)	T	1-1
S23	DAVIDSON	W	4-0
S27	at Georgia State	W	4-0
S30	at Erskine	W	5-0
O4	APP. STATE	W	6-0
O7	at The Citadel	W	4-0
O11	at Clemson	L	1-2
O18	at Duke (OT)	W	1-0
O21	NORTH CAROLINA	W	2-1
O25	JACKSONVILLE	W	6-0
N3	at Furman (OT)	T	2-2
N7	WILLIAM & MARY*	W	3-0
N8	BOSTON U.*	W	1-0
N15	NC STATE% (OT)	W	1-0
N22	NORTH CAROLINA\$(PK)	L	1-2

60-13

adidas Soccer Classic (Bloomington, Ind.)
* MetLife Soccer Classic (Columbia, S.C.)
% NCAA First Round (Columbia, S.C.)
\$ South Region Champ. (Columbia, S.C.)

1989

17-3-2 Overall
13-1-1 Home • 4-1-1 Away • 0-1-0 Neutral
#8 Final NSCAA Ranking
NCAA Quarterfinalist

S1	FRANCIS MARION	W	7-0
S3	at Clemson	W	3-2
S5	PRESBYTERIAN	W	3-0
S8	at UNLV*	W	2-0
S9	vs. Fresno State*	L	0-1
S17	NORTH CAROLINA	W	3-2
S20	SOUTH ALABAMA (OT)	T	1-1
S24	at Duke (OT)	T	2-2
S27	ERSKINE (OT)	W	5-2
O1	APP. STATE	W	2-0
O4	COL. OF CHARLESTON	W	3-1
O8	at Furman	W	1-0
O11	GEORGIA STATE	W	2-0
O18	THE CITADEL	W	8-0
O22	WAKE FOREST	L	1-3
O25	DAVIDSON	W	3-0
O29	JACKSONVILLE	W	3-0
N4	UCLA# (OT)	W	3-2
N5	AKRON#	W	1-0
N12	DUKE%	W	2-1
N19	at Wake Forest\$	W	5-1
N26	at Virginia+ (OT)	L	0-1

60-19

* adidas/Ethel M. Tourn. (Las Vegas, Nev.)
MetLife Classic (Columbia, S.C.)
% NCAA First Round (Columbia, S.C.)
\$ NCAA Second Round (Winston-Salem, N.C.)
+ NCAA Quarterfinals (Charlottesville, Va.)



CAROLINA SOCCER

1990

14-5-2 Overall
8-2-0 Home • 4-3-2 Away • 2-0-0 Neutral
#12 Final NSCAA Ranking
NCAA Second Round

A31	George Mason*	W	1-0
S2	at Virginia* (OT)	T	1-1
S5	PRESBYTERIAN	W	2-0
S9	APP. STATE	W	4-2
S12	COL. OF CHARLESTON	W	2-1
S16	at North Carolina (OT)	L	1-2
S19	GEORGIA STATE	W	3-0
S23	SOUTH ALABAMA	L	1-2
S26	ERSKINE	W	4-0
S30	at Wake Forest (OT)	T	0-0
O6	vs. San Francisco#	W	1-0
O7	at Stanford#	W	2-0
O14	CLEMSON	L	1-3
O17	at The Citadel	W	2-0
O21	FURMAN	W	1-0
O27	UNLV+	W	3-1
O28	INDIANA+	W	2-1
O31	at Davidson	L	1-2
N4	at Jacksonville	W	4-1
N11	at Clemson\$	W	3-0
N18	at NC State&	L	1-3

40-19

* Coca-Cola Classic (Charlottesville, Va.)
Stanford Invitational (Stanford, Calif.)
+ MetLife Classic (Columbia, S.C.)
\$ NCAA First Round (Clemson, S.C.)
& NCAA Second Round (Raleigh, N.C.)

1992

13-5-3 Overall
10-3-1 Home • 2-2-2 Away • 1-0-0 Neutral
NCAA First Round

S6	APP. STATE	W	4-2
S9	at Davidson (OT)	T	2-2
S13	SAINT LOUIS%	W	3-1
S18	Portland#	W	2-1
S20	at Washington# (OT)	T	1-1
S24	ERSKINE	W	7-0
S27	Charlotte (OT)	T	2-2
S30	at Wake Forest	L	0-1
O4	FURMAN	L	1-2
O7	PRESBYTERIAN	W	2-1
O11	at Kentucky	W	2-0
O14	at North Carolina	L	0-6
O18	MERCER	W	4-2
O21	at The Citadel	W	2-1
O24	EVANSVILLE@	W	2-0
O25	RUTGERS@	L	1-3
O28	WOFFORD	W	6-1
N1	CLEMSON	W	2-0
N4	COL. CHARLESTON (OT)	W	4-3
N8	VANDERBILT	W	3-1
N15	COASTAL CAROLINA*	L	0-2

50-32

% Umbro Kickoff Classic (Columbia, S.C.)
Husky Classic (Seattle, Wash.)
@ MetLife Classic (Columbia, S.C.)
* NCAA First Round (Columbia, S.C.)

1993

16-4-4 Overall
10-0-1 Home • 4-3-2 Away • 2-1-1 Neutral
#23 Final NSCAA Ranking
NCAA Finals

S5	SANTA CLARA?	W	2-1
S8	DAVIDSON	W	5-0
S12	at Furman	L	2-5
S17	George Washington#	W	4-1
S19	at North Carolina#	L	0-3
S22	ERSKINE	W	6-1
S26	VCU*	W	5-1
S28	THE CITADEL	W	8-0
O1	at Notre Dame\$	L	0-2
O2	Indiana\$ (OT)	T	1-1
O10	at Vanderbilt (OT)	W	2-1
O12	at Louisville*	W	9-0
O16	SOUTH FLORIDA*%	W	5-1
O17	BOSTON%	W	2-1
O21	at Charlotte* (OT)	T	1-1
O24	VIRGINIA TECH+	W	3-0
O28	WAKE FOREST (OT)	T	0-0
O31	at Clemson (OT)	W	2-1
N7	at Col. of Charleston (OT)	T	2-2
N14	FURMAN&	W	1-0
N22	at Clemson!	W	3-2
N28	AIR FORCE=	W	6-0
D3	Cal-State Fullerton+	W	1-0
D5	Virginia@	L	0-2

70-26

* Metro Conference Match
? Umbro Kickoff Classic (Columbia, S.C.)
Carolina Classic (Chapel Hill, N.C.)
\$ Notre Dame Classic (South Bend, Ind.)
% MetLife Classic (Columbia, S.C.)
& NCAA First Round (Columbia, S.C.)
! NCAA Second Round (Clemson, S.C.)
= NCAA Quarterfinal (Columbia, S.C.)
+ NCAA Semifinal (Davidson, N.C.)
@ NCAA Championship (Davidson, N.C.)

1991

14-5-0 Overall
11-2-0 Home • 1-3-0 Away • 2-0-0 Neutral

S8	DAVIDSON&	W	2-0
S11	PRESBYTERIAN	W	2-0
S15	NORTH CAROLINA (OT)	L	1-2
S18	ERSKINE	W	4-0
S22	APP. STATE	W	10-1
S25	Ga. SOUTHERN	W	5-0
S27	San Francisco*	W	2-0
S29	at Evansville*	W	4-1
O2	COL. OF CHARLESTON (OT)	W	5-4
O6	at Furman	L	0-1
O11	Princeton#	W	3-1
O13	at Rutgers#	L	0-2
O16	THE CITADEL	W	5-0
O20	WAKE FOREST	L	0-1
O23	MERCER	W	2-1
O26	NOTRE DAME+	W	2-0
O27	WASHINGTON+	W	3-2
N3	at Clemson	L	0-6
N9	KENTUCKY	W	6-0

56-22

& Umbro Kickoff Classic
* Aces Classic (Evansville, Ind.)
MetLife Classic (Piscataway, N.J.)
+ MetLife Classic (Columbia, S.C.)



Rob Smith, a third-team All-American in 1994, is the all-time career assists leader (40) at USC.

1994

16-4-0 Overall
9-2-0 Home • 6-1-0 Away • 1-1-0 Neutral
#6 Final Ranking
NCAA First Round

S3	at Indiana?	L	0-1
S4	St. Louis?	L	0-1
S7	Rutgers#	W	2-1
S11	FURMAN	W	4-1
S18	BROWNS\$ (OT)	W	2-1
S21	at The Citadel	W	2-0
S25	at Va. Commonwealth*	W	3-1
S28	ERSKINE	W	7-0
O1	at South Florida*	W	3-2
O6	at Davidson (OT)	W	2-1
O9	APP. STATE	W	8-0
O14	NORTH CAROLINA%	W	7-5
O16	TCU%	W	7-1
O19	CLEMSON (OT)	W	3-1
O23	at Virginia Tech*	W	2-0
O26	at Wake Forest	W	1-0
O30	LOUISVILLE*	W	4-1
N2	GEORGIA STATE	W	6-0
N6	CHARLOTTE*	L	1-3
N20	NC STATE&	L	0-1

64-21

* Metro Conference Match
? adidas/MetLife Classic (Bloomington, Ind.)
JP Sports TV's College Soccer Game of the Week (Davidson, N.C.)
\$ Umbro Kickoff Classic (Columbia, S.C.)
% MetLife Classic (Columbia, S.C.)
& NCAA First Round (Columbia, S.C.)



CAROLINA SOCCER

1995

16-4-0 Overall
 11-3-0 Home • 4-0-0 Away • 1-1-0 Neutral
 #3 Final NSCAA Ranking
 NCAA Second Round

S3	at Clemson	W	3-2
S10	at Furman (OT)	W	2-1
S17	WISCONSIN\$	L	2-3
S20	WAKE FOREST	L	1-2
S24	VCU	W	3-0
S27	at The Citadel	W	3-0
O1	PRESBYTERIAN	W	4-0
O4	at Charlotte	W	2-0
O8	NORTH CAROLINA#	W	3-1
O14	NEW HAMPSHIRE%	W	3-1
O15	SAINT LOUIS%	W	4-3
O20	vs. SMU?	L	0-3
O22	vs. UAB?	W	2-0
O25	DAVIDSON (OT)	W	1-0
O29	Ga. SOUTHERN	W	4-1
N1	CAMPBELL	W	4-0
N5	COL. OF CHARLESTON	W	5-0
N8	ERSKINE	W	9-0
N19	COASTAL CAROLINA&	W	3-1
N26	DUKE*	L	0-2

58-20

\$ Umbro Kickoff Classic (Columbia, S.C.)
 # College Soccer Game of the Week (Columbia, S.C.)
 % MetLife Classic (Columbia, S.C.)
 ? UMBRO Tournament (St. Louis, Mo.)
 & NCAA First Round (Columbia, S.C.)
 * NCAA Second Round (Columbia, S.C.)

1996

8-9-2 Overall
 6-3-1 Home • 1-4-1 Away • 1-2-0 Neutral

S3	at Davidson	L	0-1
S8	FURMAN	L	1-2
S15	at Col. of Charleston	L	2-6
S19	C. SOUTHERN	W	5-0
S22	MASSACHUSETTS \$	W	3-1
S27	at Santa Clara# (OT)	T	2-2
S29	San Francisco#	L	1-2
O6	at SMU (OT)	L	2-3
O9	THE CITADEL	W	6-0
O13	at North Carolina	W	4-1
O18	CREIGHTON%	W	3-1
O20	EVANSVILLE%	W	3-1
O23	WOFFORD	W	7-0
O27	CLEMSON	L	1-3
O30	WAKE FOREST	L	1-2
N2	Duke?	W	3-1
N3	Indiana?	L	0-1
N7	Charlotte	L	0-1
N10	N.C. STATE (OT)	T	2-2

46-30

\$ Umbro Kickoff Classic (Columbia, S.C.)
 # Nike/Coca-Cola Classic (Santa Clara, Calif.)
 % MetLife Classic (Columbia, S.C.)
 ? Oneita Classic (Charleston, S.C.)

1997

16-3-1 Overall
 9-1-1 Home • 2-2-0 Away • 5-0-0 Neutral
 #8 Final NSCAA Ranking
 NCAA First Round

A27	NEWBERRY	W	9-0
S4	GA. SOUTHERN (OT)	T	3-3
S7	SMU\$	W	2-1
S12	at Creighton# (OT)	L	3-4
S14	Drake#	W	3-1
S21	COL. OF CHARLESTON	W	8-0
O3	San Diego%	W	4-0
O5	UNLV%	W	8-2
O12	at Clemson	L	0-2
O18	NAVY?	W	3-2
O19	ADELPHI?	W	4-0
O22	ERSKINE	W	11-0
O29	WAKE FOREST	W	5-4
N1	William & Mary&	W	4-0
N2	Richmond&	W	2-0
N6	at NC State	W	4-0
N9	NORTH CAROLINA (OT)	W	3-2
N12	at Furman	W	2-1
N23	C. SOUTHERN*	W	3-0
N30	CLEMSON (OT)!	L	0-1

81-23

\$ Umbro Kickoff Classic (Columbia, S.C.)
 # Creighton Soccer Classic (Omaha, Neb.)
 % Aces Soccer Classic (Evansville, Ind.)
 ? Sunbeam Soccer Classic (Columbia, S.C.)
 & NIKE Invitational (Charleston, S.C.)
 * NCAA First Round (Columbia, S.C.)
 ! NCAA Second Round (Columbia, S.C.)

1998

16-5-0 Overall
 10-1-0 Home • 3-3-0 Away • 3-1-0 Neutral
 #10 Final NSCAA Ranking
 NCAA Second Round

S1	COKER COLLEGE	W	8-0
S3	at The Citadel	W	4-0
S6	UCLA\$	W	2-1
S12	American#	W	3-1
S13	St. John's (OT) #	L	1-2
S20	at Col. of Charleston	W	2-0
S23	at Davidson	W	2-0
S27	FURMAN	W	1-0
S30	WOFFORD	W	7-0
O3	at VCU (OT)	L	1-2
O11	CLEMSON	L	0-2
O17	MISSOURI STATE?	W	1-0
O18	EVANSVILLE?	W	3-0
O24	Charlotte	W	2-1
O27	at Wake Forest	L	1-2
O31	Georgia State&	W	2-0
N1	NAB &	W	1-0
N8	NORTH CAROLINA (OT)	W	2-1
N15	PHILADELPHIA TEXTILE	W	3-0
N22	VCU*	W	2-1
N29	at Virginia!	L	0-1

48-14

\$ Providence Kickoff Classic (Columbia, S.C.)
 # Old Republic Soccer Classic (Garden City, N.Y.)
 ? Sunbeam Soccer Classic (Columbia, S.C.)
 ^ Town of Mt. Pleasant Invite (Charleston, S.C.)
 * NCAA First Round (Columbia, S.C.)
 ! NCAA Second Round (Charlottesville, Va.)

1999

10-7-2 Overall
 6-3-1 Home • 4-1-1 Away • 0-3-0 Neutral

S1	THE CITADEL	W	8-2
S4	DAVIDSON (OT)	L	0-1
S7	at Charlotte	W	3-2
S11	WAKE FOREST (OT)	T	3-3
S14	WINTHROP	W	5-0
S17	AIR FORCE\$	W	3-0
S22	WILLIAM & MARY	L	1-4
S27	at Furman (OT)	T	1-1
O1	vs. St. John's #	L	0-2
O2	at Rutgers (OT) #	W	1-0
O15	MERCER?	W	4-1
O17	SOUTH FLORIDA?	W	3-2
O19	at Wofford	W	4-1
O22	at Clemson	L	0-1
O26	COL. OF CHARLESTON	W	5-0
O31	vs. Penn State&	L	1-2
N1	vs. ODU&	L	1-3
N6	at North Carolina	W	3-2
N14	BROWN	L	2-3

48-30

\$ Providence Kickoff Classic (Columbia, S.C.)
 # Rutgers Met Life Classic (Piscataway N.Y.)
 ? Sunbeam Soccer Classic (Columbia, S.C.)
 ^ Town of Mt. Pleasant Invite (Charleston, S.C.)



Billy Baumhoff was a four-year letterman from 1991-94.

HISTORY



CAROLINA SOCCER

2000

12-4-3 Overall
4-4-2 Home • 5-0-1 Away • 3-0-0 Neutral
#17 Final NSCAA Ranking
NCAA First Round

S1	UMASS	W	2-1
S4	CHARLOTTE	L	1-2
S8	vs. Virginia*	W	2-1
S10	at Maryland*	W	1-0
S13	at Col. of Charleston	W	2-0
S17	VIRGINIA TECH \$	W	4-2
S20	at Davidson	W	3-2
S23	at Wake Forest (OT)	T	2-2
S27	at Winthrop	W	4-0
O1	at Penn State	W	1-0
O8	CLEMSON	T	0-0
O15	FURMAN	T	1-1
O21	BUCKNELL	L	1-2
O22	LEHIGH	W	3-2
O27	vs. The Citadel	W	5-1
O28	vs. C. Southern	W	6-0
N5	NORTH CAROLINA	L	0-2
N12	FLA. INTERNATIONAL	W	3-0
N19	DUKE!	L	0-1
			41-19

* Maryland Soccer Classic
\$ Kickoff Classic (Columbia, S.C.)
? Gamecock Soccer Classic (Columbia, S.C.)

^ Town of Mt. Pleasant Invite (Charleston, S.C.)
! NCAA First Round (Columbia, S.C.)

2001

12-5-2 Overall
7-2-1 Home • 3-2-1 Away • 2-1-0 Neutral
#20 Final NSCAA Ranking
NCAA Second Round

S2	PENN STATE	W	3-2
S7	vs. SMU*	L	2-3
S9	vs. TCU*	W	3-0
S19	at Charlotte (2OT)	W	1-0
S23	WAKE FOREST	W	2-1
S26	DAVIDSON	W	4-1
S30	COL. OF CHARLESTON	W	2-0
O3	at Furman (2OT)	W	3-2
O7	at Clemson	L	2-3
O15	GARDNER-WEBB	W	5-0
O19	MARYLAND\$	L	0-1
O21	RUTGERS\$ (2OT)	T	1-1
O26	vs Cal State Full.&	W	2-0
O28	at UCLA& (2OT)	T	0-0
N4	DRURY	W	3-0
N9	NORTH CAROLINA	L	0-1
N11	ELON	W	5-1
N17	at Florida Int'l (2OT)	W	5-4
N25	UAB! (OT)	L	2-3
			45-23

* Aaron Olitsky Memorial Classic
\$ Gamecock Soccer Classic (Columbia, S.C.)
& UCLA Invitational (Los Angeles, S.C.)
! NCAA Second Round (Columbia, S.C.)

2002

11-8-1 Overall
6-3-0 Home • 3-2-1 Away • 2-1-1 Neutral
NCAA First Round

A30	C. SOUTHERN	W	4-1
S2	JACKSONVILLE	W	2-1
S6	vs. NC State*	W	2-1
S8	at Duke*	W	3-0
S13	NEW HAMPSHIRE\$	W	1-0
S15	WASHINGTON\$	W	3-1
S21	vs. Louisville&	T	0-0
S22	at Evansville&	W	1-0
S29	at Davidson	L	0-1
O6	CLEMSON	L	1-2
O11	at Wake Forest	L	0-1
O16	CHARLOTTE	W	2-1
O19	at Rutgers	W	1-0
O23	at Col. of Charleston	L	0-1
O27	FURMAN	L	0-1
N1	vs. Coastal Carolina	L	0-3
N3	vs. Winthrop	W	5-1
N8	at North Carolina	L	0-2
N17	FIU	W	2-1
N23	COASTAL CAROLINA!	L	1-2
			28-20

* Duke-adidas Classic (Durham, N.C.)
\$ Gamecock Soccer Classic (Columbia, S.C.)
& Pro-rehab-Aces Classic (Evansville, Ind.)
! NCAA First Round (Columbia, S.C.)

2003

9-7-2 Overall
5-4-1 Home • 2-2-1 Away • 2-1-0 Neutral

A29	BOSTON	W	4-1
S1	STETSON	W	2-0
S5	vs. Richmond^	W	3-0
S7	vs. Northwestern^	W	3-1
S12	JACKSONVILLE\$	W	4-0
S14	ALABAMA A&M	W	3-0
S21	APP. STATE	W	1-0
S26	vs. Portland&	L	0-2
S28	at Washington&	L	0-3
O5	at Clemson	L	0-1
O8	ELON	L	0-1
O12	WAKE FOREST	L	0-4
O15	at Charlotte	W	1-0
O19	at Furman (2OT)	T	0-0
O31	DAVIDSON (2OT)	L	1-2
N4	COL. OF CHARLESTON (2OT)	T	2-2
N8	NORTH CAROLINA	L	0-1
N15	at FIU	W	1-0
			25-18


^ Coll. of Charleston Tourney (Charleston, S.C.)
\$ Gamecock Soccer Classic (Columbia, S.C.)
& Washington Husky Classic (Seattle, Wash.)

2004

12-7-1 Overall
7-3-0 Home • 4-3-0 Away • 1-1-1 Neutral
NCAA First Round

S1	WILLIAM & MARY	W	2-1
S4	at Winthrop	W	2-0
S10	PORTLAND*	W	3-2
S12	BUCKNELL*	W	1-0
S17	at Penn\$	L	1-2
S19	vs. Princeton\$	T	2-2
S24	at Wake Forest	W	1-0
S29	at Davidson	W	4-1
O3	GARDNER-WEBB	W	3-2
O10	CLEMSON	W	1-0
O13	CHARLOTTE	L	0-1
O16	at North Carolina	L	0-2
O20	at Col. of Charleston	L	0-3
O23	at UNC-Wilmington	W	3-1
O27	FURMAN	L	0-1
O31	DUKE	W	1-0
N5	vs. Coastal Carolina+	L	2-3
N7	vs. Alabama A&M+	W	3-2
N13	FIU	W	3-1
N19	C. CHARLESTON!	L	2-3
			34-27

* adidas/Gamecock Classic (Columbia, S.C.)
& Penn Soccer Classic (Philadelphia, Pa.)
+ Aaron Olitsky Memorial Classic (Charleston, S.C.)
! NCAA First Round (Columbia, S.C.)



Brad Guzan was a 2004 Second Team All-American.



CAROLINA SOCCER

2005

12-7-2 Overall
 5-3-0 Home • 5-3-1 Away • 2-1-1 Neutral
 7-1-1 Conference USA
 C-USA Tournament Champions
 NCAA First Round

S1	at Clemson (2 OT)	L	1-2
S6	COL. OF CHARLESTON	L	0-1
S9	vs. Wake Forest	L	0-3!
S11	at North Carolina	L	0-2!
S16	PENN	L	0-2#
S18	LOYOLA-CHI. (2 OT)	W	2-1
S21	UNC-Wilmington	W	4-2
S24	at Charlotte (OT)	W	2-1
O2	at East Carolina*	W	5-2
O7	at Memphis* (2 OT)	T	2-2
O9	at UAB*	W	2-1
O14	KENTUCKY*	W	1-0
O16	MARSHALL*	L	0-1
O28	TULSA*	W	4-2
O30	SMU*	W	3-0
N4	at FIU	W	3-1
N6	at UCF*	W	4-1
N9	vs. Kentucky \$	T	0-0
(SC advances via PKs, 4-2)			
N11	vs. Memphis \$	W	2-1
N13	vs. Tulsa&	W	1-0
N18	at Wake Forest%	L	0-2
36-27			

! UNC Nike Classic (Chapel Hill, N.C.)
 # adidas/Gamecock Classic (Columbia, S.C.)
 * Conference USA match
 \$ Conference USA Tourn. (Dallas, Texas)
 % NCAA First Round (Winston-Salem, N.C.)

2006

11-5-1 Overall
 8-1-0 Home • 3-3-1 Away • 0-1-0- Neutral
 4-3-1 Conference USA

A25	#5 CLEMSON	L	3-4
A28	at Wofford	W	2-0
S2	at William & Mary	W	1-0
S5	CENTENARY COLL.	W	3-2
S8	TEMPLE#	W	1-0
S10	ALABAMA A&M#	W	2-0
S17	DAVIDSON	W	3-1
S20	at NC State	W	3-2
S24	#15 MEMPHIS*	W	2-1 (2OT)
S27	#25 UAB*	W	2-0
O1	at Kentucky*	L	0-1(2OT)
O7	FIU	W	1-0
O14	at Marshall*	L	1-2
O18	at #1 SMU*	T	1-1(2OT)
O21	UCF*	W	2-1
O28	at Tulsa*	L	0-1
N1	vs. #25 UAB\$	L	2-3
30-19			

adidas/Gamecock Classic (Columbia, S.C.)
 \$ Conference USA Tourn. (Tulsa, Okla.)
 * Conference USA match

2007

11-6-2 Overall
 6-2-0 Home • 4-2-2 Away • 1-2-0 Neutral
 4-2-2 Conference USA

A31	at #12 Clemson	W	1-0(2OT)
S4	PRESBYTERIAN	W	4-0
S7	at #14 Connecticut %	L	0-3
S8	vs. South Florida %	L	0-2
S11	WOFFORD	W	2-1(OT)
S16	LIPSCOMB #	W	2-0
S19	at #9 Duke	L	1-2
S23	ALABAMA A&M	W	2-0
S28	at UAB*	W	1-0
O3	at Davidson	W	2-1
O7	at Florida International*	W	3-1
O13	#15 TULSA*	L	0-1
O20	at #25 Memphis*	T	1-1(2OT)
O24	#2 SMU*	L	1-2
O27	MARSHALL*	W	3-1
N4	at Central Florida*	T	0-0(2OT)
N9	KENTUCKY	W	2-1(OT)
N14	vs. Memphis	W	2-1(OT)
N16	vs. #9 Tulsa	L	1-4
28-21			

% UConn adidas Classic (Storrs, Conn.)
 # adidas/Gamecock Classic (Columbia, S.C.)
 \$ Conference USA Tourn. (Birmingham, Ala.)
 * Conference USA match

2008

8-6-5 Overall
 5-1-3 Home • 3-3-2 Away • 1-2-0 Neutral
 2-2-4 Conference USA

A29	CLEMSON	W	2-0
S2	PRESBYTERIAN	T	1-1(2OT)
S5	vs. North Carolina ^	L	1-3
S7	at Wake Forest ^	L	0-1
S12	LEHIGH #	W	3-0
S14	JACKSONVILLE #	W	2-0
S19	at Col. of Charleston	W	4-0
S24	at Furman	L	1-2
S27	DAVIDSON	W	4-0
O4	Florida International*	W	2-0
O8	at SMU*	T	1-1(2OT)
O12	at Kentucky*	L	0-2
O17	MEMPHIS*	L	0-2
O25	at Marshall*	W	1-0
O29	UAB*	T	1-1(2OT)
N1	at Tulsa*	T	0-0(2OT)
N7	UCF*	T	1-1(2OT)
N12	vs. SMU \$	W	3-0
N14	vs. Tulsa \$	L	0-2
27-16			


^ Wake Forest adidas Classic (Winston Salem, N.C.)
 # adidas Gamecock Classic (Columbia, S.C.)
 \$ Conference USA Tournament (Dallas, Texas)
 * Conference USA match

2009

7-8-3 Overall
 4-4-1 Home • 2-4-2 Away • 1-0-0 Neutral
 2-4-2 Conference USA

S2	CHARLOTTE	W	3-1
S4	at Clemson	W	1-0
S11	BUTLER #	L	0-1
S13	GEORGE MASON #	W	1-0
S18	at Northwestern ^	T	0-0(2OT)
S20	vs. Northern Illinois ^	W	1-0
S25	at Davidson	L	1-4
S29	at #24 NC State	L	0-1
O4	at UCF*	W	3-1
O7	FURMAN	W	3-2
O11	TULSA*	T	1-1(2OT)
O14	SMU*	W	3-2(2OT)
O17	KENTUCKY*	L	0-1
O20	#3 WAKE FOREST	L	0-3
O24	at FIU*	T	0-0(2OT)
O28	at #20 UAB*	L	0-3
O31	MARSHALL*	L	1-2
N7	at Memphis*	L	0-1(OT)
18-23			

^ Northwestern Wildcat Classic (Evanston, Ill.)
 # adidas Gamecock Classic (Columbia, S.C.)
 * Conference USA match



David Smith was a four-year letterwinner from 2005-08.



CAREER LEADERS

POINTS

	G	A	PTS
1. Doug Allison (1984-87)	63	32	158
2. Chris Faklaris (1991-94)	55	14	124
3. Clint Mathis (1994-97)	53	15	121
4. Clark Brisson (1987-90)	36	26	98
5. Dan Ratcliff (1983-86)	37	20	94
6. Jordan Quinn (1999-02)	37	13	87
7. Andrew Coggins (1988-91)	33	15	81
8. Brian Winstead (1978-79)	33	14	80
9. Billy Baumhoff (1991-94)	22	34	78
Rob Smith (1991-94)	19	40	78
11. John Harr (1997-99)	28	20	76
12. Arni Arnthorsson (1984-87)	22	25	69
13. Dave Good Child (1979-82)	28	12	68
14. Ruben Tufino (1989-92)	18	30	66
15. Joey Worthen (1998-01)	25	15	65

GOALS

1. Doug Allison (1984-87)	63
2. Chris Faklaris (1991-94)	55
3. Clint Mathis (1994-97)	53
4. Dan Ratcliff (1983-86)	37
Jordan Quinn (1999-02)	37
6. Clark Brisson (1987-90)	36
7. Andrew Coggins (1988-91)	33
Brian Winstead (1978-79)	33
9. Dave Goodchild (1979-82)	28
John Harr (1997-99)	28

ASSISTS

1. Rob Smith (1991-94)	40
2. Billy Baumhoff (1991-94)	34
3. Doug Allison (1984-87)	32
4. Ruben Tufino (1989-92)	30
5. Clark Brisson (1987-90)	26
6. Arni Arnthorsson (1987-87)	25
7. Grenville Pope (1985-88)	23
8. Mike Sambursky (2003-06)	22
9. Dan Ratcliff (1983-86)	20
John Harr (1997-99)	20
Scott Cook (1985-87)	20
Matt Haiduk (1989-93)	20

GOALS AGAINST AVERAGE

	GA	MIN	GAA
1. Charles Arndt (1985-88)	41	5,286	0.70
2. Chris Foley (1986-89)	22	2,748	0.72
3. Paul Turin (1978-79)	25	2,625	0.86
4. Jimmy Maurer (2007-present)	60	5,256	1.03
Henry Ring (1997-00)	75	6,569	1.03
John Mills (1993-96)	64	5,566	1.03

SHUTOUTS

1. Charles Arndt (1985-88)	29.0
2. Henry Ring (1997-00)	25.5
3. David Turner (1990-93)	21.5
4. Glen Thompson (1980, 82-84)	21.0
5. Warren Lipka (1982-85)	19.5



Clint Mathis holds numerous school records.

SAVE PERCENTAGE

	SV	GA	PCT
1. Paul Turin (1978-79)	167	25	.870
2. Warren Lipka (1982-85)	251	48	.839
3. Henry Ring (1997-00)	338	75	.818
4. Charles Arndt (1985-88)	183	41	.817
5. Glen Thompson (1980, 82-84)	255	67	.792

SINGLE-SEASON LEADERS

POINTS

	G	A	PTS
1. Clint Mathis (1995)	25	3	53
2. Clark Brisson (1989)	21	8	50
3. Brian Winstead (1978)	18	12	48
4. Doug Allison (1987)	17	11	45
5. Chris Faklaris (1993)	20	4	44
6. Doug Allison (1985)	17	6	40
7. Doug Allison (1986)	15	9	39
8. Doug Allison (1984)	14	6	34
9. Dan Ratcliff (1986)	12	9	33
Dan Ratcliff (1985)	13	7	33
Chris Faklaris (1994)	15	3	33

GOALS

1. Clint Mathis (1995)	25
2. Clark Brisson (1989)	21
3. Chris Faklaris (1993)	20
4. Brian Winstead (1978)	18
5. Doug Allison (1987)	17
Doug Allison (1985)	17
7. Chris Faklaris (1994)	15
Doug Allison (1986)	15
Brian Winstead (1979)	15
10. Doug Allison (1984)	14



ASSISTS

1. Ruben Tufino (1989)	16
2. Billy Baumhoff (1993)	15
3. Rob Smith (1994)	12
Rob Smith (1993)	12
Brian Winstead (1978)	12
6. Doug Allison (1987)	11
Keith Leeper (1985)	11
8. Kim Eriksen (1997)	10
Sigmar Scheving (1995)	10
10. 11 Players tied with	9

GOALS AGAINST AVERAGE

	GA	MIN	GAA
1. Charles Arndt (1987)	9	1,662	0.49
2. Charles Arndt (1988)	12	2,004	0.54
3. John Mills (1995)	11	1,475	0.67
4. Henry Ring (1998)	14	1,753	0.72
5. Warren Lipka (1985)	18	2,155	0.75

SHUTOUTS

1. Warren Lipka (1985)	13.0
2. Charles Arndt (1988)	12.0
3. Paul Turin (1978)	10.0
Chris Foley (1989)	10.0
David Turner (1990)	10.0

SAVES

1. Henry Ring (1998)	106
2. Paul Turin (1978)	105
3. Henry Ring (2000)	98
4. Warren Lipka (1983)	97
5. David Turner (1992)	95

SAVE PERCENTAGE

	SV	GA	PCT
1. Paul Turin (1978)	105	11	.905
2. Henry Ring (1998)	106	14	.883
3. Charles Arndt (1987)	60	9	.870
4. Henry Ring (2000)	98	17	.852
5. Jimmy Maurer (2008)	91	16	.850

FRESHMAN RECORDS

POINTS

	G	A	PTS
1. Doug Allison (1984)	14	6	34
2. Ruben Tufino (1989)	6	16	28
3. Arni Arnthorsson (1984)	9	9	27
4. Ryan Daley (2000)	10	5	25
5. Jonas Gudjonsson (1988)	9	5	23
6. Clint Mathis (1994)	9	4	22
7. Chris Faklaris (1991)	8	4	20
8. Joey Worthen (1998)	7	4	18
9. Danny Ratcliff (1983)	8	1	17
10. Sebastian Lindholm (2004)	6	4	16
Ayo Akinste (2003)	7	2	16
Rob Smith (1991)	4	8	16

GOALS

1. Doug Allison (1984)	14
2. Ryan Daley (2000)	10
3. Clint Mathis (1994)	9
Jonas Gudjonsson (1988)	9
Arni Arnthorsson (1984)	9
Viktor Wikstrom (1980)	9
7. Chris Faklaris (1991)	8
Danny Ratcliff (1983)	8
9. Ayo Akinsete (2003)	7
Joey Worthen (1998)	7

ASSISTS

1. Ruben Tufino (1989)	16
2. Arni Arnthorsson (1984)	9
3. Rob Smith (1991)	8
4. Doug Allison (1984)	6
5. Ryan Daley (2000)	5
Ryan O'Neill (1996)	5
Jonas Gudjonsson (1988)	5
8. Eight Players Tied With	4

GOALS AGAINST AVERAGE

	GA	MIN	GAA
1. Chris Foley (1986)	3	442	0.61
2. David Turner (1990)	19	1892	0.90
3. Brad Guzan (2003)	18	1680	0.96
4. Henry Ring (1997)	17	1524	1.00
5. John Mills (1993)	10	880	1.02

SHUTOUTS

1. David Turner (1990)	10.0
2. Brad Guzan (2003)	8.0
Glen Thompson (1980)	8.0
4. Henry Ring (1997)	6.5
5. Jimmy Maurer (2007)	5.0

SAVES

1. Mike Gustavson (2005)	88
2. Jimmy Maurer (2007)	78
3. David Turner (1990)	74
4. Brad Guzan (2003)	69
Glen Thompson (1980)	69

SAVE PERCENTAGE

	SV	GA	PCT
1. Warren Lipka (1982)	24	5	.828
2. John Mills (1993)	47	10	.825
3. Glen Thompson (1980)	69	16	.812
4. Jimmy Maurer (2007)	78	21	.788
5. David Turner (1990)	74	19	.796

(Goalkeepers - Min. 350 Minutes Played)



INDIVIDUAL RECORDS

GOALS

Game: 5, Brian Winstead vs. Coastal Carolina (9/26/78)
Season: 25, Clint Mathis (1995)
Career: 63, Doug Allison (1984-87)

ASSISTS

Game: 4, 3 Times, Most Recent: Rob Smith (10/14/94)
Season: 16, Rubin Tufino (1989)
Career: 40, Rob Smith (1991-94)

POINTS

Game: 10, Brian Winstead vs. Coastal Carolina (9/26/78)
Season: 53, Clint Mathis (1995)
Career: 158, Doug Allison (1984-87)

SHOTS

Game: 13, Keith Leeper vs. Western Carolina (9/3/84)
Season: 106, Chris Faklaris (1994)
Career: 300, Chris Faklaris (1991-94)

SAVES

Game: 28, Paul Turin vs. Appalachian St. (10/29/78)
Season: 105, Paul Turin (1978)
Career: 338, Henry Ring (1997-00)

SHUTOUTS

Season: 13, Charles Arndt (1988), Warren Lipka (1985)
Career: 29.0, Charles Arndt (1985-88)

GOALS AGAINST AVERAGE

Season: 0.49, Charles Arndt (1987)
Career: 0.70, Charles Arndt (1985-88)

MINUTES IN GOAL

Season: 2,155, Warren Lipka (1985)
Career: 6,569, Henry Ring (1997-00)

GAMES PLAYED

Season: 24, by 13 players
Played & Started, Career: 87, Tommy Loeber (1986-90)
Most Games Started, Season: 24, by nine players

TEAM RECORDS

GOALS

Most Goals, Game: 13 vs. Coastal Carolina (9/26/78)
Most Goals, Season: 81 in 1997
Fewest Goals, Game: 0, 102 times
Fewest Goals, Season: 18 in 2009

ASSISTS

Most Assists, Game: 14 vs. Appalachian St. (9/22/91)
Most Assists, Season: 76 in 1997
Fewest Assists, Game: 0, numerous times
Fewest Assists, Season: 13 in 2009

POINTS

Most Points, Game: 34, three times
Most Points, Season: 238 in 1997 (81 G, 76 A)
Fewest Points, Game: 0, 102 times
Fewest Points, Season: 49 in 2009

SHOTS

Most Shots, Game: 70 vs. Western Carolina (9/1/84)
Most Shots, Season: 576 in 1978
Fewest Shots, Game: 2 vs. Indiana (10/19/79)
Fewest Shots, Season: 183 in 2009

CORNER KICKS

Most Corner Kicks, Game: 18 vs. The Citadel (10/3/82)
Most Corner Kicks, Season: 175 in 1986
Fewest Corner Kicks, Game: 0, numerous times
Fewest Corner Kicks, Season: 64 in 2009

SAVES

Most Saves, Game: 28 vs. Appalachian St. (10/29/78)
Most Saves, Season: 167 in 1983
Fewest Saves, Game: 0, numerous times
Fewest Saves, Season: 63 in 1996

SHUTOUTS

Most Shutouts, Season: 15 in 1985
Fewest Shutouts, Season: 3 in 1996
Most Consecutive Shutouts, Season: 5, in 1985 & 1987
Most Times Shut Out, Season: 8 in 1983 and 2009
Fewest Times Shut Out, Season: 1 in 1984, 1987, 1990

WINS, LOSSES, TIES & STREAKS

Most Wins, Season: 20 in 1985
Most Losses, Season: 11 in 1983
Most Ties, Season: 5 in 2008
Highest Winning Pct., Season: .854 in 1985 (20-3-1)

WINNING STREAKS

Consecutive Wins: 16, from 9/7/94 to 11/2/94
Consecutive Wins, Season: 16, from 9/7/94 to 11/2/94
Consecutive Home Wins, Season: 13, from 9/1/85 to 11/17/85
Consecutive Road Wins, Season: 6, from 9/21/94 to 10/26/94

UNBEATEN STREAKS

Longest Unbeaten Streak: 19, from 10/17/84 to 10/9/85
Longest Unbeaten Streak, Season: 16, from 9/7/94 to 11/2/94
Longest Home Unbeaten Streak, Season: 13, from 9/1/94 to 12/1/85
Longest Road Unbeaten Streak, Season: 6, from 9/21/94 to 10/26/94





ANNUAL LEADERS

POINTS	G	A	PTS	
2009	Sam Arthur	8	2	18
2008	Sam Arthur	12	3	27
2007	Jeff Scannella	7	3	17
2006	Mike Sambursky	7	8	22
2005	Mike Sambursky	8	8	24
2004	Sebastian Lindholm	6	4	16
2003	Ayo Akinsete	7	2	16
2002	Jordan Quinn	6	1	13
2001	Jordan Quinn	13	5	31
2000	Jordan Quinn	13	6	32
1999	Joey Worthen	11	5	27
1998	Jonas Myltenberg	10	6	26
1997	John Harr	13	5	31
1996	Robbie Pait	10	0	20
1995	Clint Mathis	25	3	53
1994	Chris Faklaris	15	3	33
1993	Chris Faklaris	20	4	44
1992	Chris Faklaris	12	3	27
1991	Andrew Coggins	13	3	29
1990	Andrew Coggins	10	5	25
1989	Clark Brisson	21	8	50
1988	Jonas Gudjonsson	9	5	23
1987	Doug Allison	17	11	45
1986	Doug Allison	15	9	39
1985	Doug Allison	17	6	40
1984	Doug Allison	14	6	34
1983	Dan Ratcliff	8	1	17
1982	David Burr	5	9	19
1981	Tom Reilly	11	3	25
1980	Dave Goodchild	13	4	30
1979	Brian Winstead	15	2	32
1978	Brian Winstead	18	12	48

ASSISTS		
2009	Mike Lindsay/Danny Cates	2
	Jeff Scannella/Sam Arthur	
2008	David MacVane/Danny Cates	4
2007	Blake Brettschneider	4
2006	Mike Sambursky	8
2005	Josh Alcala	9
2004	Mike Sambursky	6
2003	Anthony Stovall	4
2002	JC Desriac/Robert Rosenberg	4
2001	Ryan Daley	8
2000	Jordan Quinn/Robert Rosenberg	6
1999	David Testo	7
1998	John Harr	9
1997	O'Neill/Watkins	9
1996	four players	5
1995	Sigmar Scheving	10
1994	Rob Smith	12
1993	Billy Baumhoff	15
1992	Rob Smith	8
1991	Rob Smith	8
1990	Clark Brisson	8
1989	Ruben Tufino	16
1988	Grenville Pope	8
1987	Doug Allison	11
1986	Doug Allison/Dan Ratcliff	9
1985	Keith Leeper	11
1984	Arni Arnthorsson	9
1983	Roger Norman	5
1982	David Burr	9
1981	David Burr	8
1980	David Burr/Dave Goodchild	4
1979	Four Players Tied With	4
1978	Brian Winstead	12

GOALS

2009	Sam Arthur	8
2008	Sam Arthur	12
2007	Jeff Scannella	7
2006	Mike Sambursky	7
2005	Mike Sambursky	8
2004	Sebastian Lindholm	6
2003	Ayo Akinsete	7
2002	Jordan Quinn	6
2001	Jordan Quinn	13
2000	Jordan Quinn	13
1999	Joey Worthen	11
1998	Jonas Myltenberg	10
1997	John Harr	13
1996	Robbie Pait	10
1995	Clint Mathis	25
1994	Chris Faklaris	15
1993	Chris Faklaris	20
1992	Chris Faklaris	12
1991	Andrew Coggins	13
1990	Andrew Coggins	10
1989	Clark Brisson	21
1988	Jonas Gudjonsson	9
1987	Doug Allison	17
1986	Doug Allison	15
1985	Doug Allison	17
1984	Doug Allison	14
1983	Dan Ratcliff	8
1982	Mike Menhart	7
1981	Tom Reilly	11
1980	Dave Goodchild	13
1979	Brian Winstead	15
1978	Brian Winstead	18

GOALS AGAINST AVERAGE

2009	Jimmy Maurer	1.22
2008	Jimmy Maurer	0.80
2007	Jimmy Maurer	1.08
2006	Mike Gustavson	1.09
2005	Mike Gustavson	1.19
2004	Brad Guzan	1.34
2003	Brad Guzan	0.96
2002	Michael Bachmeyer	0.97
2001	Michael Bachmeyer	1.10
2000	Henry Ring	0.93
1999	Henry Ring	1.48
1998	Henry Ring	0.72
1997	Henry Ring	1.00
1996	John Mills	1.30
1995	John Mills	0.67
1994	John Mills	1.11
1993	David Turner	1.01
1992	David Turner	1.43
1991	Spencer Lueders	0.84
1990	David Turner	0.90
1989	Chris Foley	0.87
1988	Charles Arndt	0.54
1987	Charles Arndt	0.49
1986	Charles Arndt	1.13
1985	Warren Lipka	0.75
1984	Warren Lipka	0.54
1983	Glen Thompson	1.25
1982	Glen Thompson	1.21
1981	Chris Pfaeffle	1.23
1980	Glen Thompson	1.22
1979	Paul Turin	0.96
1978	Paul Turin	0.76



CAROLINA SOCCER

OVERTIME MATCHES

1978 (1-0-1)

Oct. 29	at Appalachian State	T, 0-0
Nov. 10	at Western Carolina	W, 1-0

1980 (0-0-2)

Sept. 16	at Coastal Carolina	T, 2-2
Oct. 4	at Erskine	T, 0-0

1981 (2-0-1)

Sept. 26	at Erskine	W, 3-2
Oct. 14	at Coll. of Charleston	T, 1-1
Oct. 25	WAKE FOREST	W, 2-1

1982 (0-0-2)

Sept. 1	CHARLOTTE	T, 1-1
Oct. 31	at UNC-Wilmington	T, 1-1

1983 (0-2-2)

Sept. 25	GEORGE WASHINGTON	T, 0-0
Sept. 28	at Erskine	L, 2-3
Oct. 30	WAKE FOREST	L, 1-3
Nov. 10	APPALACHIAN STATE	T, 1-1

1984 (1-2-2)

Sept. 26	FURMAN	W, 2-1
Sept. 29	at South Florida	L, 1-4
Oct. 14	CLEMSON	L, 2-3
Oct. 21	DUKE	T, 1-1
Nov. 2	Saint Louis	T, 0-0

1985 (2-0-1)

Oct. 6	NORTH CAROLINA STATE	W, 1-0
Nov. 8	UCF	T, 0-0
Nov. 24	at Clemson (PK)	W, 1-0

1986 (3-1-0)

Sept. 6	UNLV	W, 1-0
Oct. 12	CLEMSON	W, 4-3
Oct. 19	DUKE	L, 2-3
Oct. 26	at Wake Forest	W, 1-0

1987 (2-1-3)

Sept. 13	at Akron	T, 0-0
Sept. 20	FLORIDA INTERNATIONAL	T, 1-1
Oct. 18	at Duke	W, 1-0
Nov. 3	at Furman	T, 2-2
Nov. 15	NORTH CAROLINA STATE*	W, 1-0
Nov. 22	NORTH CAROLINA* (PK)	L, 1-2

1988 (0-2-4)

Sept. 11	at Wake Forest	L, 0-1
Sept. 21	at Davidson	L, 0-1
Sept. 28	at North Carolina	T, 0-0
Oct. 22	San Diego State	T, 0-0
Oct. 23	at UCLA	T, 0-0
Nov. 6	INDIANA	T, 1-1

1989 (2-1-2)

Sept. 20	SOUTH ALABAMA	T, 1-1
Sept. 24	at Duke	T, 2-2
Sept. 27	ERSKINE	W, 5-2
Nov. 4	UCLA	W, 3-2
Nov. 26	at Virginia	L, 0-1

1990 (0-1-2)

Sept. 2	at Virginia	T, 1-1
Sept. 16	at North Carolina	L, 1-2
Sept. 30	at Wake Forest	T, 0-0

1991 (1-1-0)

Sept. 15	NORTH CAROLINA	L, 1-2
Oct. 2	COLL. OF CHARLESTON	W, 5-4

1992 (1-0-3)

Sept. 9	at Davidson	T, 2-2
Sept. 20	at Washington	T, 1-1
Sept. 27	CHARLOTTE	T, 2-2
Nov. 4	COLL. OF CHARLESTON	W, 4-3

1993 (2-0-4)

Oct. 2	Indiana	T, 1-1
Oct. 10	at Vanderbilt	W, 2-1
Oct. 21	at Charlotte	T, 1-1
Oct. 28	WAKE FOREST	T, 0-0
Oct. 31	at Clemson	W, 2-1
Nov. 7	at Coll. of Charleston	T, 2-2

1994 (3-0-0)

Sept. 18	BROWN	W, 2-1
Oct. 6	at Davidson	W, 2-1
Oct. 19	CLEMSON	W, 3-1

1995 (3-0-0)

Sept. 10	at Furman	W, 2-1
Oct. 25	DAVIDSON	W, 1-0
Nov. 19	COASTAL CAROLINA	W, 3-1

1996 (0-1-2)

Sept. 27	at Santa Clara	T, 2-2
Oct. 6	at SMU	L, 2-3
Nov. 10	NC STATE	T, 2-2

1997 (1-2-1)

Sept. 4	GEORGIA SOUTHERN	T, 3-3
Sept. 12	at Creighton	L, 3-4
Nov. 9	NORTH CAROLINA	W, 3-2
Nov. 30	CLEMSON	L, 0-1

1998 (1-2-1)

Sept. 13	vs. St. John's	L, 1-2
Oct. 3	at VCU	L, 1-2
Nov. 8	NORTH CAROLINA	W, 2-1

1999 (1-1-2)

Sept. 4	DAVIDSON	L, 0-1
Sept. 11	WAKE FOREST	T, 3-3
Sept. 27	at Furman	T, 1-1
Oct. 3	at Rutgers	W, 1-0

2000 (1-1-3)

Sept. 23	at Wake Forest	T, 2-2
Oct. 8	CLEMSON	T, 0-0
Oct. 15	FURMAN	T, 1-1
Oct. 21	BUCKNELL	L, 1-2
Oct. 22	LEHIGH	W, 3-2

2001 (0-1-2)

Sept. 19	at Charlotte	W, 1-0
Oct. 3	at Furman	W, 3-2
Oct. 19	RUTGERS	T, 1-1
Oct. 28	at UCLA	T, 0-0
Nov. 17	at Florida International	W, 5-4
Nov. 25	UAB	L, 2-3

2002 (1-2-1)

Sept. 21	vs Louisville	T, 0-0
Oct. 6	CLEMSON	L, 1-2
Oct. 19	at Rutgers	W, 1-0
Nov. 23	COASTAL CAROLINA	L, 1-2

2003 (0-1-2)

Oct. 19	at Furman	T, 0-0
Oct. 31	DAVIDSON	L, 1-2
Nov. 4	COLL. OF CHARLESTON	T, 2-2

2004 (0-0-1)

Sept. 19	vs. Princeton	T, 2-2
----------	---------------	--------

2005 (2-1-1)

Sept. 1	at Clemson	L, 1-2
Sept. 18	LOYOLA-CHICAGO	W, 2-1
Sept. 24	at Charlotte	W, 2-1
Oct. 7	at Memphis	T, 2-2
Nov. 9	vs. Kentucky & (USC advanced in the C-USA Tournament via penalty kicks, 4-2)	T, 0-0

2006 (1-1-1)

Sept. 24	MEMPHIS	W, 2-1
Oct. 1	at Kentucky	L, 0-1
Oct. 18	at SMU	T, 1-1

2007 (4-0-2)

Aug. 31	at Clemson	W, 1-0
Sept. 11	WOFFORD	W, 2-1
Oct. 20	at Memphis	T, 1-1
Nov. 4	at UCF	T, 0-0
Nov. 9	KENTUCKY	W, 2-1
Nov. 14	vs. Memphis ^ (C-USA Tournament)	W, 2-1

2008 (0-0-5)

Sept. 2	PRESBYTERIAN	T, 1-1
Oct. 8	at SMU	T, 1-1
Oct. 29	UAB	T, 1-1
Nov. 1	at Tulsa	T, 0-0
Nov. 7	UCF	T, 1-1

2009 (1-1-3)

Sept. 18	at Northwestern	T, 0-0
Oct. 11	TULSA	T, 1-1
Oct. 14	SMU	W, 3-2
Oct. 24	at FIU	T, 0-0
Nov. 7	at Memphis	L, 0-1

— TOTALS —

Overall Record: 36-25-56 (.547)
ALL CAPS indicates home game.



NCAA LEDGER

1979
at Clemson 0-1 L Clemson, S.C. 1st

1985
DUKE 3-0 W STONE STADIUM 1st
at Clemson 1-0 (PK) W Clemson, S.C. 2nd
AMERICAN 0-2 L STONE STADIUM QF

1986
at Duke 2-3 L Durham, N.C. 1st

1987
NC STATE 1-0 (OT) W STONE STADIUM 1st
NORTH CAROLINA 1-2 (PK) L STONE STADIUM 2nd

1988 - NCAA FINAL FOUR
NORTH CAROLINA 3-1 W STONE STADIUM 2nd
SMU 1-0 W STONE STADIUM QF
Howard 0-2 L Bloomington, Ind. SF

1989
DUKE 2-1 W STONE STADIUM 1st
at Wake Forest 5-1 W Winston-Salem, N.C. 2nd
at Virginia 0-1 (OT) L Charlottesville, Va. QF

1990
at Clemson 3-0 W Clemson, S.C. 1st
at NC State 1-3 L Raleigh, N.C. 2nd

1992
COASTAL CAROLINA 0-2 L STONE STADIUM 1st

1993 - NCAA FINAL FOUR
FURMAN 1-0 W STONE STADIUM 1st
at Clemson 3-2 W Clemson, S.C. 2nd
AIR FORCE 6-0 W STONE STADIUM QF
Cal State-Fullerton 1-0 W Davidson, N.C. SF

NATIONAL CHAMPIONSHIP GAME
Virginia 0-2 L Davidson, N.C. F

1994
NC STATE 0-1 L STONE STADIUM 1st

1995
COASTAL CAROLINA 3-1 (OT) W STONE STADIUM 1st
DUKE 0-2 L STONE STADIUM 2nd


1997
CHARLESTON STHRN. 3-0 W STONE STADIUM 1st
CLEMSON 0-1 (OT) L STONE STADIUM 2nd

1998
VCU 2-0 W STONE STADIUM 1st
Virginia 0-1 L Charlottesville, Va. 2nd

2000
DUKE 0-1 L STONE STADIUM 1st




The 1988 Gamecock men's soccer team made history during the later months of the season. After a top seed and an opening-round bye, USC won the battle of the Carolinas with a 3-1 victory over North Carolina, avenging a stunning loss from the previous season. In the second round, the squad went on to capture a 1-0 victory over SMU to advance to the school's first semifinal appearance.




CLARK BRISSON
1987-90



CAROLINA SOCCER



1993 was a year to remember for the Gamecocks. Opening the NCAA Tournament with consecutive victories over intra-state rivals Furman (1-0) and Clemson (3-2) and blanking Air Force 6-0 on its home field, Carolina seemed destined for greatness. Behind the late heroics of Jaime Posnanski, USC captured a 1-0 victory over Cal State-Fullerton to advance to the national championship game against ACC foe Virginia. The Cavaliers collected a 2-0 victory, but Carolina etched its name in history.



BILLY BAUMHOFF
1991-94



Head coach Mark Berson has been at the helm of the Carolina program since the inaugural 1978 season. Berson has led USC to 18 NCAA Tournament appearances during his tenure.

2001

UAB (OT) 2-3 L STONE STADIUM 2nd

2002

COASTAL CAROLINA 1-2 (OT) L STONE STADIUM 1st

2004

C. Of Charleston 2-3 L STONE STADIUM 1st

2005

Wake Forest 0-2 L Winston-Salem, N.C. 2nd



NCAA TOURNAMENT RECORDS

INDIVIDUAL

GOALS

GAME

- 2, Jonas Myllenberg vs. VCU (1998)
- 2, Clint Mathis vs. Charleston So. (1997)
- 2, Rob Smith vs. Clemson (1993)
- 2, Greg Strehmel vs. Clemson (1990)
- 2, Ruben Tufino vs. Wake Forest (1989)

TOURNAMENT

- 3, Ruben Tufino (3 Games), 1989

CAREER

- 4, Ruben Tufino (1989-92)
- 3, Andrew Coggins (1988-91)
- 3, Clark Brisson (1987-90)

ASSISTS

GAME

- 3, Billy Baumhoff vs. Air Force (1993)

TOURNAMENT

- 5, Billy Baumhoff (5 Games), 1993

CAREER

- 5, Billy Baumhoff (1991-93)
- 4, Clark Brisson (1987-90)
- 4, Jeff Love (1987-90)

POINTS

GAME

- 4, Jonas Myllenberg vs. VCU (1998)
- 4, Clint Mathis vs. Charleston So. (1997)
- 4, Rob Smith vs. Clemson (1993)
- 4, Greg Strehmel vs. Clemson (1990)
- 4, Ruben Tufino vs. Wake Forest (1989)

TOURNAMENT

- 6, Ruben Tufino (3 Games), 1989

CAREER

- 10, Clark Brisson (1987-90)
- 8, Ruben Tufino (1989-92)

SAVES

GAME

- 9, Michael Bachmeyer vs. Coastal (2002)
- 9, Henry Ring vs. Clemson (1997)
- 9, David Turner vs. Clemson (1993)

TOURNAMENT

- 26, David Turner (5 Games), 1993
- 14, Henry Ring (2 Games), 1997

CAREER

- 42, David Turner (1990-93)
- 16, Charles Arndt (1985-88)

TEAM

GOALS

GAME

- 6, vs. Air Force (1993)
- 5, vs. Wake Forest (1989)

TOURNAMENT

- 11, 5 Games (1993)
- 7, 3 Games (1989)

ASSISTS

GAME

- 5, vs. Air Force (1993)
- 4, vs. Clemson (1990)
- 4, vs. Wake Forest (1989)
- 4, vs. North Carolina (1988)

TOURNAMENT

- 9, 5 Games (1993)
- 6, 3 Games (1989)

POINTS

GAME

- 17, vs. Air Force (1993)
- 14, vs. Wake Forest (1989)

TOURNAMENT

- 31, 5 Games (1993)
- 20, 3 Games (1989)

SHOTS

GAME

- 26, vs. Coastal Carolina (1995)
- 24, vs. Clemson (1997)

TOURNAMENT

- 63, 5 Games (1993)
- 47, 3 Games (1988)

OPPONENT RECORDS

GOALS

- 2, Darren Toby, C of C (2004)
- 2, Brain Kelly, Duke (1995)
- 2, Nate Friends, Virginia (1993)
- 2, Wolde Harris, Clemson (1993)
- 2, Tom Tanner, NC State (1990)
- 2, Tom Stone, Duke (1986)

ASSISTS

- 3, Dario Brose, NC State (1990)

POINTS

- 4, Darren Toby, C of C (2004)
- 4, Brain Kelly, Duke (1995)
- 4, Nate Friends, Virginia (1993)
- 4, Wolde Harris, Clemson (1993)
- 4, Tom Tanner, NC State (1990)
- 4, Tom Stone, Duke (1986)

SAVES

- 13, Matt Jordan, Clemson (1997)

GOALS

- 3, College of Charleston (2004)
- 3, NC State (1990)
- 3, Duke (1986)

ASSISTS

- 3, Clemson (1993)
- 3, NC State (1990)
- 3, Duke (1986)

POINTS

- 9, NC State (1990)
- 9, Duke (1986)

SHOTS

- 20, Virginia (1989)



NCAA MATCH RECAPS

1979 FIRST ROUND

CLEMSON 1, CAROLINA 0

NOV. 25 AT RIGGS FIELD

CLEMSON, S.C. — After only two seasons of competition, Mark Berson led the Gamecocks to the school's first NCAA Tournament appearance. The game was a rematch of an earlier 1-0 win by the Tigers in Clemson, and a first-half goal by Obed Ariri began and ended the scoring on a rainy day at Riggs Field.

The loss ended USC's season at 14-5-0, a year that included four losses by a 1-0 score and that earned the Gamecocks their first national ranking (16th at midseason).

SCORE BY PERIOD table with columns 1, 2, OT, OT, TOT and rows for South Carolina and Clemson.

SCORING

CU — Ariri (Nwokocha), 10:54

1985 FIRST ROUND

CAROLINA 3, DUKE 0

NOV. 17 AT THE GRAVEYARD

COLUMBIA, S.C. — Two first-half goals just eight minutes apart broke a scoreless tie, and Carolina went on to a 3-0 victory over Duke in the Gamecocks' first ever NCAA Tournament match at The Graveyard.

Dan Ratcliff finished the scoring 15 minutes into the second half on a pass from Allison as the Gamecocks advanced to the second round for the first time in school history.

SCORE BY PERIOD table with columns 1, 2, OT, OT, TOT and rows for Duke and South Carolina.

SCORING

USC — Allison (Cook), 21:05
USC — Cook (UA), 29:24
USC — Ratcliff (Allison), 59:31

1985 SECOND ROUND

CAROLINA 1, CLEMSON 0 (PK)

NOV. 24 AT RIGGS FIELD

CLEMSON, S.C. — Carolina headed into the second-round match at Clemson with a 19-2-1 record with the Tigers breaking USC's 13-match winning streak earlier in the year at Clemson. Also on the line was Clemson's perfect 9-0 record all-time against the Gamecocks as over 6,000 spectators were on hand for the NCAA South Region Championship match.

But Carolina put together its finest defensive performance of the year, stopping 14 Clemson shots and sending the match into sudden death penalty kicks. After Carolina's Bill Hency made it 1-0, the Tigers' J.R. Fenton missed wide right and, following Arni Arnthorsson's successful try, the Gamecocks had defeated the defending national champions for the first time and had advanced to the NCAA quarterfinals.

SCORE BY PERIOD table with columns 1, 2, OT, OT, TOT and rows for South Carolina and Clemson.

PENALTY KICK SCORING

USC — Hency (G), Baltzegar (G), Allison (G), Ratcliff (G), Arnthorsson (G)
CU — Fenton (N), Murray (G), Stebbins (G), Rutenis (G)

1985 QUARTERFINALS

AMERICAN 2, CAROLINA 0

DEC. 1 AT THE GRAVEYARD

COLUMBIA, S.C. — South Carolina had its bid for a trip to the Final Four thwarted by a talented American squad in front of over 4,000 rain-soaked fans as the Eagles won 2-0 at The Graveyard. Playing on a field drenched by rain for four days, the two teams were scoreless after the first half, but the Eagles broke out in the second stanza.

All-American Michael Brady slipped a tough-angle shot past USC's National Goalkeeper of the Year Warren Lipka at 58:11 for what turned out to be the game-winning goal. Brady then assisted on a second goal, which put the contest away and sent American to the Final Four, where the Eagles lost in the finals to UCLA.

Carolina finished the year with a school-record 20 wins and a 20-3-1 overall mark.

SCORE BY PERIOD table with columns 1, 2, OT, OT, TOT and rows for American and South Carolina.

SCORING

AU — Brady (UA), 58:11
AU — Corbett (Brady), 76:30

1986 FIRST ROUND

DUKE 3, CAROLINA 2

NOV. 16 AT DUKE FIELD

DURHAM, N.C. — South Carolina played its first NCAA match outside the state of South Carolina and came away with a hard-luck 3-2 loss to the highly-regarded Blue Devils at Duke Field. The Gamecocks had lost to the Blue Devils 3-2 in overtime earlier in the year and were poised for revenge after Gavin Coombs scored nine minutes into the game.

But after Duke tied the game at the 22:47 mark on a goal by Steve Kerr, the Blue Devils pushed another goal across when Tommy Loeber and goalie Chris Foley collided on a crossing pass, sending both players to the hospital. Duke would score again just 28 seconds later for a 3-1 lead, but Carolina fought back to a 3-2 halftime deficit after a Dan Ratcliff unassisted goal with less than a minute to play.

Neither team scored in the second half, ending the Gamecocks' season at 17-5-0.

SCORE BY PERIODS table with columns 1, 2, OT, OT, TOT and rows for South Carolina and Duke.

SCORING

USC — Coombs (Allison/Root), 9:08
DU — Kerr (Mitch), 22:47
DU — Stone (Weadock), 26:51
DU — Stone (UA), 27:19
USC — Ratcliff (UA), 44:04

1987 FIRST ROUND

CAROLINA 1, NC STATE 0 (OT)

NOV. 15 AT THE GRAVEYARD

COLUMBIA, S.C. — South Carolina entered the 1987 NCAA Tournament as the South Region's top seed and led by the senior tandem of Doug Allison, Marty Baltzegar, Scott Cook and Jim Sonefeld. In the first round, the Gamecocks took advantage of that leadership as Cook pushed through an overtime goal for USC's 1-0 win over N.C. State at The Graveyard.

Carolina outshot the Wolfpack 14-5 and had a number of opportunities thwarted by N.C. State goalie Kris Peat. But Cook penetrated the defense and scored on a Jeff Love pass with only 2:36 left in the second overtime period to send the Gamecocks into the South Region title match.

SCORE BY PERIOD table with columns 1, 2, OT, OT, TOT and rows for N.C. State and South Carolina.

SCORING

USC — Cook (Love), 107:24



1987 SECOND ROUND

UNC 2, CAROLINA 1 (PK)

NOV. 22 AT THE GRAVEYARD

COLUMBIA, S.C. — The North Carolina Tar Heels broke the hearts of the Gamecock soccer faithful as Derek Missimo pushed through the clinching penalty kick for a 2-1 Tar Heel victory to end the Gamecocks' season.

UNC opened the scoring with a goal midway through the opening half, but Doug Allison answered on a Scott Cook pass at the 70:11 mark to send the game into overtime. Both teams had chances go by the board in overtime and after the Gamecocks missed twice on penalty chances, Missimo netted the game winner.

The loss to UNC was only the second for the Gamecocks on the season as they finished with an impressive 16-2-3 record, allowing a school-low 0.42 goals per game with an incredible 14 shutouts.

SCORE BY PERIOD	1	2	OT	OT	TOT
North Carolina	1	0	0	0	1
South Carolina	0	1	0	0	1

SCORING

UNC — Cocking (Ashton), 21:17
 USC — Allison (Cook), 70:11

1988 SECOND ROUND

CAROLINA 3, UNC 1

NOV. 20 AT THE GRAVEYARD

COLUMBIA, S.C. — Fresh off another top seed in the South and looking for revenge from last year's stunning setback to North Carolina, the Gamecocks cruised to a 3-1 win over the Tar Heels at The Graveyard. The Gamecocks looked sharp after earning a first-round bye, pushing through two first-half goals and never trailing.

Phil Seidenberg opened the scoring off a Clark Brisson pass at the 27:17 mark, and USC made it 2-0 after Grenville Pope scored at 38:37 to put the Gamecocks up by a 2-0 count at the intermission. Derek Missimo scored an unassisted goal with 7:30 to play in the match, but the Gamecocks responded on a Brisson goal four minutes later for the victory, sending USC to the NCAA quarterfinals for the second time in four years.

SCORE BY PERIOD	1	2	TOT
North Carolina	0	1	1
South Carolina	2	1	3

SCORING

USC — Seidenberg (Brisson), 27:17
 USC — Pope (Walsh/Arndt), 38:37
 UNC — Missimo (UA), 82:30
 USC — Brisson (Love), 86:5

1988 QUARTERFINALS

CAROLINA 1, SMU 0

NOV. 27 AT THE GRAVEYARD

COLUMBIA, S.C. — South Carolina made school history, scoring on a beautifully orchestrated goal in the first half and held on for a 1-0 win over SMU at The Graveyard to advance to the NCAA Final Four for the first time in school history.

Played before a good crowd on Thanksgiving weekend, Carolina broke the ice midway through the first half off a free kick. Clark Brisson whiffed on the attempt just outside the 18-yard box and got behind the SMU wall, where a second pass from Billy McMullan found him wide open for the point-blank goal. The Gamecocks' Charles Arndt stopped 10 Mustang shots and led the Gamecocks to Bloomington, Ind., for a shot at the title.

SCORE BY PERIOD	1	2	TOT
Southern Methodist	0	0	0
South Carolina	1	0	1

SCORING

USC — Brisson (McMullan), 28:40

1988 SEMIFINALS

HOWARD 2, CAROLINA 0

DEC. 3 AT BILL ARMSTRON

STADIUM

BLOOMINGTON, IND. — Playing in its first NCAA Final Four game, South Carolina could not overcome missed opportunities and a star-studded performance from Howard goalie Shaka Hislop as the Bison came away with a 2-0 victory in the semifinals.

Though USC outshot the Bison 12-8, Carolina missed two point-blank chances in the first half on incredible Hislop attacks, and the teams went into intermission tied at 0-0. Howard would score a penalty kick goal less than 10 minutes into the second half, however, and got past the Gamecock defense for the final margin with 15 minutes left for the 2-0 victory.

Carolina ended its most successful season with a 14-4-4 mark, but turned around its season after ties with UCLA, Indiana and San Diego State en route to the strong finish.

SCORE BY PERIOD	1	2	OT	OT	TOT
South Carolina	0	0	0	0	0
Howard	0	2	0	0	2

SCORING

HU — Akanni (PK), 53:36
 HU — Jones (Isaacs), 74:58

1989 FIRST ROUND

CAROLINA 2, DUKE 1

NOV. 12 AT THE GRAVEYARD

COLUMBIA, S.C. — For the second time in three years, South Carolina came away with a thrilling victory in the first round as the Gamecocks slipped past Duke 2-1 at The Graveyard. In a game featuring all the scoring in the second half, USC advanced to the second round of the tourney for the third-straight season and the fourth time in five years.

The two teams played to a scoreless first half with the Gamecocks dominating, outshooting Duke 15-7. Andrew Coggins broke the ice with a goal at 65:07, but Duke tied it seven minutes later. The score remained tied until Ruben Tufino scored with only four minutes left on the clock for the thrilling, 2-1 win.

SCORE BY PERIOD	1	2	TOT
Duke	0	1	1
South Carolina	0	2	2

SCORING

USC — Coggins (Gudjonsson), 65:07
 DU — Knull (Valenti), 72:32
 USC — Tufino (Strehmel), 85:29

1989 SECOND ROUND

CAROLINA 5, WAKE FOREST 1

NOV. 19 AT POLO FIELD

WINSTON-SALEM, N.C. — In one of the more impressive offensive showings in USC's postseason history, South Carolina scored early and never trailed in blistering Wake Forest, 5-1, at Polo Field to earn a berth in the NCAA quarterfinals for the third time in five years. Carolina wasted little time, scoring on a Jeff Love goal just five minutes into the match, followed by an unassisted Ruben Tufino score at 18:02 to make it 2-0 Gamecocks at halftime. Wake Forest finally scored with just less than 20 minutes to play, but the Gamecocks quickly responded with three goals.

Tufino scored six minutes after the Deacon tally, and Clark Brisson and Andrew Coggins closed out the scoring in the final five minutes — Coggins' goal coming on a midfield chip of the Deacon goalkeeper with a minute to play.

SCORE BY PERIOD	1	2	TOT
South Carolina	2	3	5
Wake Forest	0	1	1

SCORING

USC — Love (Brisson), 5:16
 USC — Tufino (UA), 18:02
 WFU — Davies (Covone/Mackey), 71:17
 USC — Tufino (UA), 77:44
 USC — Brisson (Coggins/Jonsson), 85:23
 USC — Coggins (Gudjonsson), 88:54



1989 QUARTERFINALS

VIRGINIA 1, CAROLINA 0 (OT)

NOV. 26 AT SCOTT STADIUM

CHARLOTTESVILLE, VA. — Chris Keldermen scored an astroturf-aided goal with under 10 minutes to play in the second overtime period, and Virginia went on to a 1-0 victory over the Gamecocks at Scott Field, ending USC's run and season at 17-3-2.

The Gamecocks had trouble adjusting to the astroturf surface early, but managed to get outstanding goalkeeping from Chris Foley and went into intermission tied 0-0. Neither team could get on the board in the second half, with a Clark Brisson shot from inside the 18-yard box glancing off the crossbar with time ticking away in regulation. Cavalier goalie and future U.S. Olympic team member Tony Meola stopped a couple of Gamecock attempts in overtime before Keldermen's goal iced the contest.

A Virginia shot was saved by Foley on a diving attempt, but the ball bounced into the air off the turf surface, where Keldermen headed it in at 111:52 for the victory.

SCORE BY PERIOD	1	2	OT	OT	TOT
South Carolina	0	0	0	0	0
Virginia	0	0	0	1	1

SCORING

UVA — Keldermen (Fallon), 111:52

1990 FIRST ROUND

CAROLINA 3, CLEMSON 0

NOV. 11 AT RIGGS FIELD

CLEMSON, S.C. — Faced with the task of a return trip to Clemson where Carolina had lost 3-1 earlier in the year, the Gamecocks responded with a resounding 3-0 victory over the Tigers at Riggs Field to advance to the NCAA second round.

Played before 5,500 fans in Clemson, Greg Strehmel broke a scoreless match up with a goal at the 39:21 mark for a 1-0 USC lead at the intermission. Just after the half, Andrew Coggins took consecutive passes from Clark Brisson and Jonas Gudjonsson to put the Gamecocks up 2-0. A late penalty kick by Strehmel closed out the scoring and sent the Gamecocks into the second round for the fourth-straight season.

The 3-0 loss to Carolina was Clemson's worst margin of defeat in 18 years and was the worst loss ever on its home field in an NCAA Tournament match.

SCORE BY PERIOD	1	2	TOT
South Carolina	1	2	3
Clemson	0	0	0

SCORING

USC — Strehmel (Love/Brisson), 39:21
USC — Coggins (Brisson/Gudjonsson), 49:11
USC — Strehmel (PK), 82:00

1990 SECOND ROUND

NC STATE 3, CAROLINA 1

NOV. 18 AT METHOD ROAD

SOCCER STADIUM

RALEIGH, N.C. — The postseason road for Carolina stopped in Raleigh, N.C., where the Gamecocks could not make a 1-0 lead hold up as the Wolfpack cruised past USC 3-1 in the South Region title match. The loss ended USC's season at 14-5-2.

South Carolina was outshot badly in the early going, but got a 35-yard bullet from Ruben Tufino to take a 1-0 lead eight minutes into the game. NC State, led by All-American Tab Ramos, answered with a goal at the 38:28 minute mark to tie the game at halftime. Tom Tanner exploded for two goals in the second half for the 3-1 victory as his teammate, Dario Brose, had all three of N.C. State's assists.

SCORE BY PERIOD	1	2	TOT
South Carolina	1	0	1
NC State	1	2	3

SCORING

USC — Tufino (Love), 8:06
NCS — Sanchez (Brose), 38:28
NCS — Tanner (Brose), 66:42
NCS — Tanner (Brose), 79:19

1992 FIRST ROUND

COASTAL CAROLINA 2,

CAROLINA 0

NOV. 15 AT THE GRAVEYARD

COLUMBIA, S.C. — For only the third time in eight NCAA matches at The Graveyard, South Carolina fell at the hands of in-state rival Coastal Carolina 2-0 before 1,825 fans in Columbia. The loss ended South Carolina's season at 13-5-3 but gave USC its seventh NCAA appearance in eight seasons.

The match was scoreless until the Chanticleers scored at the 21:26 mark and held off two good USC scoring opportunities for a 1-0 halftime lead. Carolina would again watch some good scoring chances go by the boards before Coastal iced the game with a goal with only 13 seconds to play.

SCORE BY PERIOD	1	2	TOT
Coastal Carolina	1	1	2
South Carolina	0	0	0

SCORING

CC — Payne (Araya), 21:26
CC — Williams (UA), 89:47

1993 FIRST ROUND

CAROLINA 1, FURMAN 0

NOV. 14 AT THE GRAVEYARD

COLUMBIA, S.C. — South Carolina began its road to the national championship game with a hard-fought contest against another in-state rival. This time, a late goal for the Gamecocks propelled them to a 1-0 victory over Furman at The Graveyard.

The Gamecocks were looking to avenge a 5-2 loss to the Paladins in Greenville in the second week of the season. South Carolina dominated play early, outshooting Furman 14-6, but were unable to score until Billy Clifford knocked in the game's lone score at the 87:42 mark.

Goalkeeper David Turner turned in another solid effort with a shutout and four saves on the afternoon.

SCORE BY PERIOD	1	2	TOT
Furman	0	0	0
South Carolina	0	1	1

SCORING

USC — Clifford (Pier), 87:42

1993 SECOND ROUND

CAROLINA 3, CLEMSON 2

NOV. 21 AT RIGGS FIELD

CLEMSON, S.C. — Carolina returned to Riggs Field for the fourth time in NCAA play and for the second time in 1993 after an earlier 2-1 overtime win over the Tigers. Before an overflow crowd of 6,720 — the second-largest ever in the state of South Carolina — the Gamecocks advanced to the quarterfinals with an impressive 3-2 victory over Clemson.

Carolina started out on fire and led 2-0 after just 20 minutes of action. Chris Faklaris (14:44) and Rob Smith (18:19) recorded unassisted goals for USC's early advantage, but Wolde Harris got Clemson within one at the intermission. Harris scored a second goal 10 minutes into the second stanza and momentum seemed to be on Clemson's side for a comeback. Smith, however, launched a 25-yard blast that beat Tiger goalie Yaro Zawislanski to the upper far corner of the net for the victory.

The victory marked the first time that Clemson had been beaten by the same team twice at home in the same season.

SCORE BY PERIOD	1	2	TOT
South Carolina	2	1	3
Clemson	1	1	2

SCORING

USC — Faklaris (UA), 14:44
USC — Smith (UA), 18:19
CU — Harris (Glenn), 24:53
CU — Harris (Glenn/Guthrie), 56:28
USC — Smith (Baumhoff), 64:54



1993 QUARTERFINALS

CAROLINA 6, AIR FORCE 0

NOV. 28 AT THE GRAVEYARD

COLUMBIA, S.C. — Carolina blistered an Air Force team, which had beaten top ranked Creighton and North Carolina on the road in previous weekends, by a 6-0 count to advance to the NCAA Final Four for the second time in school history. Played before 4,104 fans at The Graveyard, USC recorded its highest victory margin in an NCAA Tournament game.

Jamie Posnanski returned from a midseason illness to record the game-winning goal at 23:49 into the match. USC led 2-0 at the half after a Chris Faklaris goal, and the Gamecocks got second-half goals from Helgi Bjorgvinsson, Steve Pier, Sigmar Scheving and Matt Haiduk for the 6-0 victory. Billy Baumhoff recorded three assists in the win.

SCORE BY PERIODS	1	2	TOT
Air Force	0	0	0
South Carolina	2	4	6

SCORING

USC — Posnanski (UA), 23:49
 USC — Faklaris (Baumhoff), 38:46
 USC — Bjorgvinsson (UA), 48:16
 USC — Pier (Faklaris), 56:07
 USC — Scheving (Baumhoff), 60:33
 USC — Haiduk (Baumhoff), 65:08

1993 SEMIFINALS

CAROLINA 1,

CAL STATE-FULLERTON 0

DEC. 3 AT RICHARDSON FIELD

DAVIDSON, N.C. — Playing before over 10,000 fans and a national television audience, Carolina made a late goal stand up and advanced to the national championship game with a 1-0 victory over Cal State-Fullerton at Richardson Field on the Davidson College campus.

With only 16 shots being attempted by both teams combined, the score remained at 0-0 until a set-play sequence with 8:07 to play. Billy Baumhoff fired a long throw into the 18-yard box, which was flicked by Greg King past the Titan goalie to the foot of Jamie Posnanski, who guided the ball just inside the near post for the victory.

The heroics were not over, however, as a Cal State-Fullerton shot from point blank range with under 30 seconds to play was deflected by USC goalie David Turner to preserve the victory.

SCORE BY PERIOD	1	2	TOT
Cal State-Fullerton	0	0	0
South Carolina	0	1	1

SCORING

USC — Posnanski (King/Baumhoff), 81:53

1993 CHAMPIONSHIP GAME

VIRGINIA 2, CAROLINA 0

DEC. 5 AT RICHARDSON FIELD

DAVIDSON, N.C. — Standing at the threshold of unprecedented success for the Carolina athletics program, South Carolina could not withstand a powerful Virginia squad and fell to the Cavaliers, 2-0, in the national championship match. The loss left the Gamecocks 16-4-4 in the school's most successful season ever.

The first half remained scoreless until Nate Friends connected on his first of two goals with just over five minutes to play in the first half for a 1-0 halftime advantage. Carolina narrowly missed tying the game twice, including a breakaway attempt by Steve Pier that missed wide left. Friends then connected off a free kick with four minutes to play to seal the victory and Virginia's third-straight national title.

Played before 10,549 fans on the Davidson College campus, Virginia narrowly outshot the Gamecocks, 7-6.

SCORE BY PERIOD	1	2	TOT
South Carolina	0	0	0
Virginia	1	1	2

SCORING

UVA — Friends (Fisher), 39:54
 UVA — Friends (Fisher), 85:59

1994 FIRST ROUND

NC STATE 1, CAROLINA 0

NOV. 20 AT THE GRAVEYARD

COLUMBIA, S.C. — In one of the tougher losses in USC's soccer history, NC State made an early goal stand up and the Wolfpack eased past the third-ranked Gamecocks 1-0 at The Graveyard. The loss ended USC's season at 16-4-0 and was the final game for seniors Jamie Posnanski, Rob Smith, Billy Baumhoff, Chris Faklaris and Greg King.

Mark Jonas scored at 16:34 on a header to the far post on a pass from Alberto Montoya — at the time NC State's only shot of the match. Carolina was outshot 11-6 in the first half, but blistered Wolfpack goalie Kyle Campbell for 13 shots in the second stanza, narrowly missing goals on three separate occasions midway through the final stanza, with Campbell coming up with a number of impressive saves down the stretch.

SCORE BY PERIOD	1	2	TOT
NC State	1	0	1
South Carolina	0	0	0

SCORING

NCS — Jonas (Montoya), 16:34

1995 FIRST ROUND

CAROLINA 3,

COASTAL CAROLINA 1 (OT)

NOV. 19 AT THE GRAVEYARD

COLUMBIA, S.C. — In one of the more physical games in Carolina's playoff history, the fourth-ranked Gamecocks got a Jeff Wilson rebound goal two minutes into overtime for a 3-1 win over instate rival Coastal Carolina in the first round.

Coastal opened the scoring 6:28 into the match, but David Tart answered off a Josh Wolff pass at 18:54 to end scoring in regulation. USC controlled the match, outshooting Coastal, 26-11, but could not convert two penalty kicks in the 82nd and 88th minutes after Wolff was pulled down in the penalty box.

Wilson's goal, at 91:45 into match, came after he controlled a loose ball just inside the 18-yard box and nailed a top left corner shot for the lead. Wolff padded the lead with four minutes left in overtime for the margin of victory.

SCORE BY PERIOD	1	2	OT	OT	TOT
Coastal Carolina	1	0	0	0	1
South Carolina	1	0	1	1	3

SCORING

CC — Payne (UA), 6:28
 USC — Tart (Wolff), 18:54
 USC — Wilson (UA), 91:45
 USC — Wolff (Scheving), 115:46

1995 SECOND ROUND

DUKE 2, CAROLINA 0

NOV. 26 AT STONE STADIUM

COLUMBIA, S.C. — Playing without its top two scorers — Clint Mathis and Kristinn Larusson, who were lost in the Coastal Carolina match — Carolina could not overcome the lack of firepower and lost to the 11th ranked Blue Devils, 2-0, in the second round.

Duke struck early on a Brian Kelly goal at the 21:54 mark, and Kelly followed up with another tally at 38:18 to end the scoring in the first half. Carolina was outshot 10-3 in the opening half, and though it turned the number around to a 7-2 advantage in the second stanza, still could not score. Josh Wolff re-broke his collar bone with 15 minutes left to play, leaving USC virtually without any firepower for a stretch run. Billy Clifford, Sigmar Scheving and Tom Monteverdi finished their careers at USC with the loss.

SCORE BY PERIOD	1	2	OT	OT	TOT
Duke	2	0	0	0	2
South Carolina	0	0	0	0	0

SCORING

DU — Kelly (Maynard), 21:54
 DU — Kelly (Jeidy), 38:18



1997 FIRST ROUND

CAROLINA 3,

CHARLESTON SOUTHERN 0

NOV. 23 AT STONE STADIUM

COLUMBIA, S.C. — Capturing the No. 4 seed for the second time in three years, the Gamecocks opened first-round action of the NCAA Tournament with a 3-0 victory over Charleston Southern in front of 2,240 fans at Stone Stadium.

Carolina dominated the game outshooting the Buccaneers 18-8. Carolina first goal had come in the 32nd minute, when Marc Anatol, who came off the bench just minutes earlier, blasted a shot from about 19 yards out to the upper left corner of the net, giving Carolina all the scoring it needed. All-American Clint Mathis scored two second half goals at the 83rd and 87th minutes both assisted by Kim Eriksen to secure the victory.

SCORE BY PERIOD table with columns 1, 2, OT, OT, TOT and rows for Charleston Southern and South Carolina.

SCORING

USC — Anatol (UA), 31:38
USC — Mathis (Eriksen), 82:55
USC — Mathis (Eriksen), 86:22

1997 SECOND ROUND

CLEMSON 1, CAROLINA 0 (OT)

NOV. 30 AT STONE STADIUM

COLUMBIA, S.C. — In what was another great battle between intrastate rivals, USC dropped a 1-0 overtime decision to Clemson in NCAA Second Round action that was played in front of a season-high crowd of 3,021. This would be the second time this season that the two teams had met and the fifth time the two had battled in NCAA Tournament history.

In a game that was played on a muddy and sloppy field because of a constant downpour the night before, neither team could really muster any tempo. Despite outshooting the Tigers, 24-17, it was Bob Cavanaugh's goal in the 106th minute that gave Clemson the victory. First-team All-American goalkeeper Matt Jordan kept the Tigers in the game, making 13 saves, including some on a couple point-blank shots. This game marked the end of the very successful careers of Marc Anatol, Laban Chappell, Clint Mathis, Robbie Pait, Jamie Starr and David Tart in a Carolina uniform.

SCORE BY PERIOD table with columns 1, 2, OT, TOT and rows for Clemson and South Carolina.

SCORING

CU — Cavanaugh (Wilson), 105:30

1998 SECOND ROUND

CAROLINA 2, VCU 1

NOV. 22 AT STONE STADIUM

COLUMBIA, S.C. — South Carolina got sweet revenge on Virginia Commonwealth, defeating the Rams 2-1 after VCU handed the Gamecocks their second loss of the season on Oct. 3 by the same score.

In front of a home crowd of 1,509, the Gamecocks battled and edged a tough VCU squad. Despite outshooting the Gamecocks 9-2 in the first half, the half ended with no score.

With just over five minutes gone in the second half, junior Jonas Myllenberg, starting at forward, scored a 12-yard volley to the lower left corner off the double assist from Chris Morman and John Harr. The assist was Morman's second in as many matches since coming back from a broken cheek sustained against VCU earlier in the season.

Carolina took the lead for good at the 70:31 point of the match. Jonas Myllenberg once again connected from a John Harr pass. Myllenberg tied a USC record four multi-goal NCAA match. Carolina standout Clint Mathis last had two goals in a match, last season in Carolina's 3-0 win over CSU.

SCORE BY PERIOD table with columns 1, 2, OT, OT, TOT and rows for VCU and South Carolina.

SCORING

USC — Myllenberg (Harr, Morman); 50:40
VCU — Jeffrey (LeCrom, Baumgartner); 61:35
USC — Myllenberg (Harr); 70:3

1998 SECOND ROUND

VIRGINIA 1, CAROLINA 0

NOV. 29 AT KLOCKNER STADIUM

CHARLOTTESVILLE, Va. — South Carolina fell to second-seeded Virginia 1-0 in the second round of the NCAA Tournament in front of a Klockner Stadium crowd of 2,514.

Carolina had a few opportunities, including a Joey Worthen blast late in the second half that was brilliantly saved by UVA keeper Brock Yetso who recorded his eighth shutout of the season. Virginia only outshot Carolina 11-10, only emphasizing how close a match it was.

The Gamecocks took another blow when starting goalkeeper Henry Ring was ejected from the match due to a handball outside the penalty box. The red card was the only one for the Gamecocks on the season and will force Ring to sit out the first match of the 1999 season.

This match was the first road match for the Gamecocks since 1993 when Carolina faced Virginia in the Championship match. The Gamecocks moved to 15-13 in NCAA play.

SCORE BY PERIOD table with columns 1, 2, OT, OT, TOT and rows for South Carolina and Virginia.

SCORING

UVA - Sheldon Barnes (Chris Albright); 12:42

2000 FIRST ROUND

DUKE 1, CAROLINA 0

NOV. 19 AT STONE STADIUM

COLUMBIA, S.C. — Seventh-seeded South Carolina fought two tough opponents in its first round NCAA Tournament match: the non-stop rain and the Blue Devils of Duke. Carolina managed the rain, but could not stop Duke as the Devils edged Carolina 1-0 in Columbia.

Ball handling was tough due to the constant rain and both teams fought through, but were not able to move the ball the way they wanted to. Duke ended the first half with a slight 7-6 shot advantage. Duke ended the match outshooting USC 15-11.

Duke took the lead at the 71:02 mark of the second half. USC midfielder Dave Moore took down Duke forward Ali Curtis inside the box, and a penalty kick was called. Curtis, the Blue Devils' leading scorer, converted the kick, slipping the ball past USC goalkeeper Henry Ring.

The constant rain and the tough Duke defense prevented the Gamecocks from scoring the equalizer, and the Blue Devils held on to the slim 1-0 lead.

SCORE BY PERIOD table with columns 1, 2, TOT and rows for Duke and South Carolina.

SCORING

Duke — Ali Curtis (penalty kick); 71:02

2001 SECOND ROUND

UAB 3, CAROLINA 2

NOV. 25 AT STONE STADIUM

COLUMBIA, S.C. - In the second round of the NCAA Men's Soccer Tournament, USC fell to the University of Alabama-Birmingham, 3-2, in overtime in Columbia, S.C. The Gamecocks, finishing the season 12-5-2, received a bye in the first round, while UAB defeated Furman, 1-0, in overtime.

The Blazers struck first at the 11:09 mark when Martin Rey knocked in the ball from 15 yards out. The Gamecocks, coming on strong in the second half, scored off a penalty kick in the 48th minute. Joey Worthen, tripped by Rogerio Oliveira, resulted in a penalty kick taken by Ryan Daley. Daley netted the ball in the top left corner of the goal, tying the match.

With less than 15 minutes left in regulation, Rey scored his second goal of the match, giving the Blazers a 2-1 lead. Answering the Blazers' goal, Gamecock forward Jordan Quinn, tied the game at 2-2 just 54 seconds later. Ryan Barber, serving the ball from midfield, connected with Quinn, who headed the ball in from the goal box.

The match ended regulation knotted at 2-2. The Blazer's would go on to win with a shot by Flavio Monteiro at 96:47.

SCORE BY PERIOD table with columns 1, 2, OT, OT, TOT and rows for South Carolina and Virginia.

SCORING

UVA - Sheldon Barnes (Chris Albright); 12:42



SCORE BY PERIOD	1	2	OT	TOT
UAB	1	1	1	3
South Carolina	0	2	0	2

SCORING

UAB — Martin Rey; 11:09
 USC — Ryan Daley (penalty kick); 48:16
 UAB — Martin Rey; 75:07
 USC — Jordan Quinn (Barber); 76:01
 UAB — Monteiro; 96:47

2002 FIRST ROUND
COASTAL CAROLINA 2,
CAROLINA 1

NOV. 23 AT STONE STADIUM

COLUMBIA, S.C. — The University of South Carolina men's soccer team fell to Coastal Carolina, 2-1, in double overtime in the first round of the NCAA Tournament at Eugene E. Stone III Stadium.

South Carolina took a 1-0 early lead at 35:57. Thomas Hilliard headed the ball to Dave Moore who knocked the ball past Chanticleers' goalkeeper Andrew Paxton. Moore posted his second goal of the season, while Hilliard recorded his first assist. USC would carry a 1-0 lead into halftime.

In the second half, Coastal Carolina tied the game in the 85th minute, sending the match into overtime. Bobby Crovo fed the ball, past two Gamecock defenders, to the feet of Mike Littlefield who netted his 16th goal of the year. The match would enter overtime 1-1.

In the second overtime, Bobby Crovo scored with 28 seconds remaining to give Coastal Carolina the victory. Gamecock goalkeeper Michael Bachmeyer posted nine saves to tie USC's individual game high for NCAA play. Coastal Carolina goalkeeper Andrew Paxton recorded two saves.

SCORE BY PERIOD	1	2	OT	OT	TOT
Coastal Carolina	0	1	0	1	2
South Carolina	1	0	0	0	1

SCORING

USC - Dave Moore (Thomas Hilliard); 35:57
 CC - Mike Littlefield (Bobby Corvo); 84:10
 CC - Bobby Corvo (unassisted); 109:42

2004 FIRST ROUND
COLLEGE OF CHARLESTON 3,
CAROLINA 2

NOV. 19 AT STONE STADIUM

COLUMBIA, S.C. — Despite a valiant effort, the University of South Carolina men's soccer team was unable to overcome College of Charleston, falling 3-2, in the first round of the NCAA Soccer Tournament at Stone Stadium.

College of Charleston registered the first goal of the match in the 27th minute. Darren Toby headed in Troy Lesesne's free kick to put the Cougars on top, 1-0.

The Cougars took a 2-0 lead at the 61:15 mark when Jeremy Gold drove the ball downfield on a counter

attack, all the way into the box and knocked it into the back of the net.

Facing a two-goal deficit, USC picked up the pace, and got on the scoreboard in the 73rd minute. Sophomore forward Ayo Akinsete took a pass from Jose Ramos and fired a shot into the lower left corner of the goal from 10 yards out.

USC continued to fight, but Charleston answered with its third goal at 79:37. Toby struck again, playing give-and-go with Gold before firing the ball in from 12-yards and making it 3-1.

The Gamecocks would not go quietly, though. Just over two minutes later, junior Greg Reece rifled a shot and Wiggins earned the save with a deflection, but Deter hustled after the loose ball and headed the ball just across the goal line to bring USC back to within a goal.

Carolina's furious rally continued, but came up short. After being out-shot 13-7, the Gamecocks turned the tables, out-shooting Charleston, 18-7, in the final 45 minutes.

Both goalkeepers had busy nights. Sophomore goalkeeper Brad Guzan finished with seven saves, while USC forced Wiggins to stop 10 shots.

SCORE BY PERIOD	1	2	TOT
C of C	1	1	3
South Carolina	0	2	2

SCORING

C of C — Daren Toby (Lesesne); 26:25
 C of C — Jeremy Gold; 61:15
 USC — Ayo Akinsete (Jose Ramos); 73:05
 C of C — Darren Toby (Gold); 79:37
 USC — Ryan Deter (Reece); 80:50

2005 FIRST ROUND
WAKE FOREST 2, CAROLINA 0
NOV. 18 AT SPRY STADIUM

WINSTON-SALEM, N.C. — South Carolina men's soccer team fell to Wake Forest, 2-0, in the first round of the NCAA Tournament at Spry Stadium. The Gamecocks played a man down for the final 37 minutes of the contest, and the Demon Deacons scored both of their goals during that stretch to advance to the second round.

The Gamecocks came out firing, forcing Wake goalkeeper Brian Edwards to make a two of his three first-half saves in the opening five minutes. Ryan Deter took a shot inside the 18-yard box, and a minute later, Ayo Akinsete beat the Demon Deacon defense to go one-on-one with Edwards, who cut down the chance.

The action continued back and forth throughout the half, with both teams mounting dangerous scoring opportunities. In the 31st minute, Wake's Lyle Adams fired a shot from near the top of the box of from left to right that was saved off the line by Mekan Hislop. The Demon Deacons' follow-up attempt from Jamie Franks sailed high.

Carolina freshman goalkeeper Mike Gutavson came up with a big save with 3:22 remaining in the half. Wells Thompson booted a volley shot from 15 yards out on the left side, but Gustavson reacted quickly, knocking down the ball for the save, his third of the half.

Neither team was able to crack the scoring column in the opening 45 minutes. Wake Forest held the shot

advantage, 11-8, while South Carolina took two corner kicks to the Deacons' one. With 37:31 to play in the match, Hislop was tagged with a red card following a tackle on Moose, forcing the Gamecocks to play with 10 men the rest of the way.

Wake Forest broke the scoreless tie at the 68:32 mark. Sam Cronin played the ball from the right side to a waiting Solle inside the box. Solle drove the ball into right side of the net to make it, 1-0. The goal was his first of the season.

Carolina continued to battle and threatened to tie in the 74th minute. Ralph Pace controlled the ball at the top of the 18-yard box and played it wide right of the goal to Deter. Deter crossed the ball to Akinsete. Akinsete's shot sailed wide right.

Wake exploited its one-man advantage with 1:49 left to play as Thompson scored on a breakthrough. Solle was credited with an assist on the goal.

Gustavson finished with five saves for the Gamecocks, while Edwards had four stops for Wake.

SCORE BY PERIOD	1	2	TOT
Wake Forest	0	2	2
South Carolina	0	0	0

SCORING

Wake — Ryan Solle (Cronin); 68:32
 Wake — Wells Thompson (Solle); 88:11

ALL-TIME NCAA RECORD VS.
OPPONENTS

Opponent	Record
Air Force	1-0
American	0-1
Cal-State Fullerton	1-0
Charleston Southern	1-0
Clemson	3-2
Coastal Carolina	1-2
College of Charleston	0-1
Duke	2-3
Furman	1-0
Howard	0-1
North Carolina	1-1
North Carolina State	1-2
SMU	1-0
UAB	0-1
Virginia	0-3
Virginia Commonwealth	1-0
Wake Forest	1-1
Total	15-18



GAMECOCK CLASSIC TOURNAMENT RESULTS

1987 TOURNAMENT

- Nov. 7 Boston 1, Akron 0
South Carolina 3, William & Mary 0
- Nov. 8 Akron 1, William & Mary 0
South Carolina 1, Boston 0

1988 TOURNAMENT

- Nov. 5 Stanford 0, Indiana 0
South Carolina 2, Air Force 1
- Nov. 6 Stanford 2, Air Force 0
South Carolina 1, Indiana 1

1989 TOURNAMENT

- Nov. 4 Howard 3, Akron 1
South Carolina 3, UCLA 2 (OT)
- Nov. 5 Howard 2, UCLA 0
South Carolina 1, Akron 0

1990 TOURNAMENT

- Oct. 27 Indiana 2, Penn State 1
South Carolina 3, UNLV 1
- Oct. 28 UNLV 6, Penn State 1
South Carolina 2, Indiana 1

1991 TOURNAMENT

- Oct. 26 Washington 2, Adelphi 1
South Carolina 2, Notre Dame 0
- Oct. 27 Adelphi 2, Notre Dame 2 (OT)
South Carolina 3, Washington 2

1992 TOURNAMENT

- Oct. 24 Brown 1, Rutgers 0
South Carolina 2, Evansville 0
- Oct. 25 Brown 1, Evansville 0
Rutgers 3, South Carolina 1

1993 TOURNAMENT

- Oct. 16 Boston 2, Davidson 0
South Carolina 5, South Florida 1
- Oct. 17 South Florida 4, Davidson 1
South Carolina 2, Boston 1

1994 TOURNAMENT

- Oct. 14 Davidson 5, TCU 1
South Carolina 7, North Carolina 5
- Oct. 16 North Carolina 4, Davidson 0
South Carolina 7, TCU 1

1995 TOURNAMENT

- Oct. 14 Saint Louis 3, Davidson 1
South Carolina 3, New Hampshire 1
- Oct. 15 New Hampshire 2, Davidson 1
South Carolina 4, Saint Louis 3

1996 TOURNAMENT

- Oct. 18 Evansville 3, Coll. of Charleston 2
South Carolina 3, Creighton 1
- Oct. 20 Creighton 5, Coll. of Charleston 0
South Carolina 3, Evansville 1

1997 TOURNAMENT

- Oct. 18 Adelphi 3, College of Charleston 0
South Carolina 3, Navy 2
- Oct. 19 College of Charleston 6, Navy 1
South Carolina 4, Adelphi 0

1998 TOURNAMENT

- Oct. 17 College of Charleston 2, Evansville 1
South Carolina 1, Missouri St. 0,
- Oct. 18 Missouri St. 2, Coll. of Charleston 0
South Carolina 3, Evansville 0

1999 TOURNAMENT

- Oct. 15 South Florida 3, Coll. of Charleston 2
South Carolina 4, Mercer 1
- Oct. 17 College of Charleston 1, Mercer 0
South Carolina 3, South Florida 2

2000 TOURNAMENT

- Oct. 21 College of Charleston 1, Lehigh 0
Bucknell 3, South Carolina 2
- Oct. 22 College of Charleston 6, Bucknell 0
South Carolina 3, Lehigh 2

2001 TOURNAMENT

- Oct. 19 Rutgers 1, College of Charleston 0
Maryland 1, South Carolina 0
- Oct. 21 Maryland 3, College of Charleston 0
South Carolina 1, Rutgers 1

2002 TOURNAMENT

- Sept. 13 Washington 2, Coll. of Charleston 0
South Carolina 1, N. Hampshire 0
- Sept. 15 Coll. of Charleston 2, N. Hampshire 1
South Carolina 3, Washington 1

2003 TOURNAMENT

- Sept. 12 Alabama A&M 2, Coll. of Charleston 1
South Carolina 4, Jacksonville 0
- Sept. 14 Coll. of Charleston 3, Jacksonville 0
South Carolina 3, Alabama A&M 0

2004 TOURNAMENT

- Sept. 10 College of Charleston 2, Bucknell 1
South Carolina 3, Portland 2
- Sept. 12 Portland 2, Coll. of Charleston 1 (OT)
South Carolina 1, Bucknell 0

2005 TOURNAMENT

- Sept. 16 Coll. of Charleston 2, Loyola-Chi. 2 (2 OT)
Penn 2, South Carolina 0
- Sept. 18 Coll. of Charleston 3, Penn 1
South Carolina 2, Loyola-Chi. (2 OT)

2006 TOURNAMENT

- Sept. 8 Winthrop 1, Alabama A&M 0
South Carolina 1, Temple 0
- Sept. 10 Winthrop 2, Temple 0
South Carolina 2, Alabama A&M 0

2007 TOURNAMENT

- Sept. 14 Lipscomb 1, Presbyterian 0
- Sept. 16 South Carolina 3, Lipscomb 0
Presbyterian 2, Longwood 0

2008 TOURNAMENT

- Sept. 12 Jacksonville 3, Presbyterian 0
South Carolina 3, Lehigh 0
- Sept. 14 Presbyterian 1, Lehigh 0
South Carolina 2, Jacksonville 0

2009 TOURNAMENT

- Sept. 11 George Mason 2, Presbyterian 0
South Carolina 0, Butler 1
- Sept. 13 Butler 3, Presbyterian 1
South Carolina 1, George Mason 0

CHAMPION

1987	South Carolina	2-0-0
1988	Stanford	1-0-1
1989	Howard	2-0-0
1990	South Carolina	2-0-0
1991	South Carolina	2-0-0
1992	Brown	2-0-0
1993	South Carolina	2-0-0
1994	South Carolina	2-0-0
1995	South Carolina	2-0-0
1996	South Carolina	2-0-0
1997	South Carolina	2-0-0
1998	South Carolina	2-0-0
1999	South Carolina	2-0-0
2000	College of Charleston	2-0-0
2001	Maryland	2-0-0
2002	South Carolina	2-0-0
2003	South Carolina	2-0-0
2004	South Carolina	2-0-0
2005	College of Charleston	1-0-1
2006	South Carolina/Winthrop	2-0-0
2007	South Carolina	1-0-0
2008	South Carolina	2-0-0
2009	Butler	2-0-0



ALL-TIME LETTERWINNERS

CLASSIC MVP'S

OFFENSE

1987	Scott Cook	South Carolina
1988	Phil Seidenberg	South Carolina
1989	Peter Isaacs	Howard
1990	Clark Brisson	South Carolina
1991	Rob Smith	South Carolina
1992	Hamisi Amani-Dove	Rutgers
1993	Chris Faklaris	South Carolina
1994	Billy Baumhoff	South Carolina
1995	Clint Mathis	South Carolina
1996	Johnny Torres	Creighton
1997	Clint Mathis	South Carolina
1998	Jonas Myltenberg	South Carolina
1999	Ryan O'Neill	South Carolina
2000	Nick Taylor	Bucknell
2001	Scott Buete	Maryland
2002	Jordan Quinn	South Carolina
2003	Musa Munneh	Alabama A&M
2004	Ayo Akinsete	South Carolina
2005	Keion Yearwood	Coll. of Charleston
2006	Mike Sambursky	South Carolina
2007	Ben Page	Lipscomb
2008	Sam Arthur	South Carolina
2009	Boris Gatzky	Butler

DEFENSE

1987	Ben Okaroh	Boston
1988	Mark Semioli	Stanford
1989	Tommy Loeber	South Carolina
1990	Scott Uderitz	UNLV
1991	Jeremy Turnbull	Washington
1992	David Rosenstein	Brown
1993	Steve Walker	Boston
1994	Eddie Pope	North Carolina
1995	Ken Costello	Saint Louis
1996	John Mills	South Carolina
1997	Mikko Koivu	Adelphi
1998	Mark Modersohn	SW Missouri St.
1999	Brian Alvero	South Florida
2000	Wes Martino	Charleston
2001	Guy Abrahamson	Rutgers
2002	Aaron Heinzl	Washington
2003	Brad Guzan	South Carolina
2004	Heath Pearce	Portland
2005	Derrick Jumper	Penn
2006	Patrick Mitrovich	Winthrop
2007	Jimmy Maurer	South Carolina
2008	Eddie Munnely	Jacksonville
2009	Tyler Ruthven	South Carolina

A

Akinsete, Ayo: 2003-04-05-06
 Alcala, Josh: 2002-03-04-05
 Allison, Doug: 1984-85-86-87
 Anatol, Mark: 1994-95-96-97
 Arndt, Charles: 1985-86-87-88
 Arnthorsson, Arni: 1984-85-86-87
 Arthur, Sam: 2007-08-09

B

Bachmeyer, Mike: 1999-00-01-02
 Balasco, Alex: 1998-99-00
 Barber, Ryan: 2000-01
 Ballard, Jay: 1981
 Baltzegar, Marty: 1984-85-86-87
 Baumhoff, Billy: 1991-92-93-94
 Benson, Vance: 2008-09
 Berra, Tim: 1981-82-83-84
 Binding, Adam: 1988-89-90-91
 Bjorgvinsson, Helgi: 1991-92-93
 Blakeney, Aaron: 1983
 Brettschneider, Blake: 2007-08-09
 Brisson, Clark: 1987-88-89-90
 Brown, Scott: 1983-84-85-86
 Burr, David: 1979-80-81-82
 Burstein, Mario: 2006-07-08-09

C

Campagna, Scott: 1996-97-98-99
 Cates, Daniel: 2008-09
 Cavanaugh, Jacob: 2001
 Chappell, Laban: 1994-95-96-97
 Charest, Rob: 2005-06
 Clifford, Billy: 1992-93-94-95
 Coggins, Andrew: 1988-89-90-91
 Conkle, Joel: 1998
 Conte, Larry: 1980
 Cook, Scott: 1985-86-87
 Coombs, Gavin: 1985-86-87-88
 Cooney, Chip: 1981-82-83-84
 Corfield, David: 1983-84
 Crosby, Chris: 1989-90-91-92
 Cummings, Jack: 2000-01-02-03

D

Danesi, Reynold: 1978
 Daley, Ryan : 2000-01
 Desriac, JC: 2002
 Deter, Ryan: 2002-03-04-05
 Devine, Mike: 1979-80-81-82
 Dom, Pat: 1982
 Duitsman, Peter: 1990-92-93
 Dunshee, Roy: 1979-80-81-82
 Durkin, Gary: 1980

E

Eggert, Jon: 2003
 Eriksen, Kim: 1997-98
 Erramouspe, Matt: 1987
 Everett, John: 1981

F

Faklaris, Chris: 1991-92-93-94
 Ferguson, Andy: 1989-90-91
 Fischer, Ray: 2001
 Flynn, Paddy: 2006-07
 Foley, Chris: 1986-87-88-89
 Forko, Willis: 2002
 Foster, Trey: 2007
 Fouch, Thomas: 1978-79
 Franklin, Kyle: 2005
 Fuchs, Ed: 1978-79-80

G

Gettys, William: 1991
 Glowienka, Tim: 1999-00-01-02
 Goggins, Dan: 1982-83-84-85
 Golan, David: 1984-85-88
 Goodchild, David: 1979-80-81-82
 Gosselin, Mike: 1987-88-89-90
 Graeber, Jeremy: 1990
 Graff, Shane: 1991
 Gregg, Wonil: 1980-81
 Gross, Jeff: 2005-06-07
 Grotzke, Nathan: 1995
 Gudjonsson, Jonas: 1988-89-90-91
 Gustavson, Mike: 2005-06
 Guthrie, Grant: 2003
 Guzan, Brad: 2003-04



Tim Glowienka lettered from 1999-02.



CAROLINA SOCCER

H


Haiduk, Matt: 1989-91-92-93
 Hammtree, John: 1987-88
 Harmon, Mike: 1998
 Harr, John: 1997-98-99
 Harriford, Ward: 1990-91
 Hartman, Craig: 1987-88
 Hawkes, Eric: 1979-80-81-82
 Hawkins, Kevan: 2005-06-07-08
 Heath, Thom: 1978
 Heffron, Chris: 1991
 Heidelberger, Chris: 1979-80-81-82
 Heilich, Jake: 1979-80
 Heilich, Jim: 1978-79
 Hency, Bill: 1983-84-85-86
 Henderson, Scott: 1986-87-88-89
 Herron, Chris: 1999-00-01
 Hilliard, Thomas: 2002-03
 Hislop, Makan: 2003-04-05-06
 Hosea, Corby: 1986
 House, Jo Jo: 1990-91-92-93
 Hreinsson, Benedikt: 1984-85

J

Johnson, Dane: 2002
 Jonsson, Arnar: 1987-88-89
 Jordan, Zac: 2000-01

K

Kahl, Steven: 1993-94
 Kell, Mike: 1980-82-83-84
 King, Greg: 1991-92-93-94
 King, Matt: 2005-06-07
 Kirshe, Scott: 1981
 Kozak, Mike: 1999-00
 Kramer, Art: 1980
 Kurland, Brett: 1990-91-92-93
 Kurtz, Ryan: 1988



Spencer Lewis lettered from 2005-08.

L

Landman, Matt: 1997-98
 Langston, Wattie: 1978-79
 Larusson, Kristinn: 1994-95-96
 Layden, Pat: 1978-79
 Leeper, Keith: 1984-85-86
 Leeton, Ryan: 2003-04-05-06
 Lewis, Cory: 2006-07
 Lewis, Spencer: 2005-06-07-08
 Lindholm, Sebastian: 2004
 Lindsay, Mike: 2007-08-09
 Link, Ben: 2002-03
 Lockwood, Chris: 1997-98-99-00
 Lopez, Edward: 1995-96
 Lueders, Spencer: 1988-89-90-91
 Lipka, Warren: 1982-83-84-85
 Lloyd, Marc: 1990-91
 Loeber, Kenny: 1988
 Loeber, Tommy: 1986-88-89-90
 Lohner, Hans: 1989-90-91-92
 Love, Jeff: 1987-88-89-90
 Lowder, Bryan: 2007-08-09
 Lusch, John: 1981-82

M

MacVane, David: 2008
 Maroulis, George: 1985
 Marshall, Cedric: 1991-92-93-94
 Masur, Dave: 1980
 Mathis, Clint: 1994-95-96-97
 Maurer, Jimmy: 2007-08-09
 McCall, Tony: 1983
 McMullan, Billy: 1985-86-87-88
 Menhart, Mike: 1980-81-82-83
 Mihalek, Jan: 1985
 Mihm, Patrick: 1986-87-88-89
 Miller, Thad: 1987-88
 Mills, John: 1993-94-95-96
 Minges, David: 2000
 Moffatt, Rene: 2000
 Monteverdi, Tom: 1994-95
 Moon, J.D.: 2004-05-06-07
 Moore, Dave: 2000-01-02
 Moore, Nelson: 2003
 Morrissey, Stephen: 2008-09
 Norman, Chris: 1996-97-98-99
 Mousaw, Mike: 1978-79-80-81
 Muehlheausler, Ed: 1978-79
 Murphy, Brian: 1983-84
 Murphy, John: 1979-80
 Myllenberg, Jonas: 1997-98

N

Nicholson, J.C.: 1993-94-95-96
 Niles, Ben: 1983-84
 Nitardy, John: 1978-79-80-81
 Norman, Roger: 1980-81-82-83
 Norton, Tom: 1980-81-82-84

O

O'Connor, Bob: 1981
 O'Dell, Evan: 2007-08-09
 O'Neill, Ryan: 1996-97-98-99
 Outhwaite, Kes: 1994-96

P

Pace, Ralph: 2005-06
 Pait, Robbie: 1994-95-96-97
 Paracat, Ramon: 2004-05-06-07
 Perry, Rodney: 1999
 Pfaeffle, Chris: 1981-82
 Pfau, Chris: 1985
 Pier, Steve: 1992-93
 Pope, Grenville: 1985-86-87-88
 Posnanski, Jamie: 1991-92-93-94
 Potter, Dan: 1978-79
 Presing, Steve: 1982-83-84-85
 Prosser, Chuck: 1993-94-95-96
 Puffenbarger, Greg: 1978

Q

Quinn, Chris: 1995-96-97-98
 Quinn, Jordan: 1999-00-01-02

R

Ratcliff, Danny: 1983-84-85-86
 Reardon, Schuyler: 2006-07-08-09
 Reece, Greg: 2002-03-04-05
 Reilly, Tom: 1979-80-81-82
 Rex, Steve: 1982
 Richmond, Chris: 1982
 Richter, Josh: 1992
 Rich, Jon: 1999-00-01
 Ring, Henry: 1997-98-99-00
 Roca, Sam: 2006-07-08
 Roche, Kenny: 1990
 Ronnevig, Anders: 1997-98-99
 Root, Mark: 1984-85-86-88
 Rosenberg, Jonathan: 2000-01
 Rosenberg, Robert: 2000-01-02
 Rumble, Tom: 1980-81-82-83
 Runager, Kolby: 2001
 Ruthven, Tyler: 2007-08-09
 Rutten, John: 1981-82



S

Sambursky, Michael: 2003-04-05-06
 Scannella, Jeff: 2006-07-08-09
 Scheving, Sigmar: 1992-93-94-95
 Schmiedeke, Joel: 1978-79-80
 Schneider, Kevin: 1994
 Scott, Brian: 1988-89-90-91
 Seidel, Udo: 2001-02
 Seidenberg, Phil: 1987-88-89-90
 Seiler, Sean: 1991
 Smallwood, Jason: 1997-98
 Smith, David: 2005-06-07-08
 Smith, Jordan: 2000-01-02
 Smith, Rob: 1991-92-93-94
 Solano, Mike: 1993-94-95-96
 Sonefeld, Jim: 1984-85-86-87
 Soto, Tony: 1995-96
 Sprague, Stephen: 2004-05
 Starr, Jamie: 1994-95-96-97
 Stephenson, Ben: 1997-98-99
 Stephenson, Matt: 1997-98-99
 Stewart, Josh: 2007-08-09
 Stocking, Ryan: 1998-99-00-01
 Stockwell, Paul: 1979-80
 Stovall, Anthony: 2001-02-03
 Stowers, Scott: 1980-81
 Strehmel, Greg: 1989-90
 Sundquist, Jukka: 1999
 Swentor, Dave: 1978
 Szeszycki, Eric: 2002-03-04-05

T

Talbert, Jason: 1994-95
 Tart, David: 1994-95-96-97
 Teitsson, Gustaf: 1995
 Testo, David: 1999-00
 Thompson, Glen: 1980-82-83-84
 Thorarinnsson, Ragner: 1984-85
 Traynor, Will: 2007-08-09
 Tremont, John: 1979-80
 Tufino, Ruben: 1989-90-91-92
 Turin, Paul: 1978-79
 Turner, David: 1990-91-92-93

U


Upchurch, Daniel: 2004-05-06-07

V

Vanwinter, Lance: 1981-82
 Vaughn, Lawson: 2002-03
 Vigliotti, Raymond: 1978-79
 Vitagliano, Anthony: 1998-99-00-01

W

Walsh, Pat: 1986-87-88
 Watkins, Nathan: 1995-96-97-98
 Westin, Boo: 1978-79-80
 Whetstone, Hans: 1996-97-98-99
 Whittington, David: 1979
 Wikstrom, Victor: 1980
 Williams, Brennan: 2005-06-07-08
 Wilson, Jeff: 1993-94-95-96
 Wiltse, Mark: 2006-07-08
 Winstead, Brian: 1978-79
 Winstead, Matt: 2007
 Witt, Glenn: 1983-84-85
 Wolff, Josh: 1995-96-97
 Worthen, Joey: 1998-99-00-01
 Wurdack, Richard: 1978-79



Josh Wolff lettered from 1995-97.



GAMECOCKS IN THE PROS

The University of South Carolina soccer program continues to prepare its student-athletes for the total experience in college, and for making the next step to the professional soccer world. In 31 years of play – all coming under the direction of head coach Mark Berson – the Gamecocks have had over 41 players that were drafted or played in the professional ranks. Those individuals were drafted by teams either in the North American soccer leagues or in foreign leagues.

With the emergence of Major League Soccer in 1996, Gamecock Rob Smith joined the Columbus Crew. Former Gamecock greats, Clint Mathis (New York/New Jersey Metrostars) and Josh Wolff (Chicago Fire/Kansas City Wizards), soon joined the list of Gamecocks in the MLS. Wolff and Mathis finished second and third, respectively, in the voting for MLS Rookie of the Year in 1998. Henry Ring was the first goalkeeper drafted in the 2000 MLS Super Draft and spent three years with the Chicago Fire and was named to the MLS All-Star team during a breakout 2004 season. Josh Wolff played for a short time overseas, but returned to the friendly confines of MLS in 2008, rejoining the Kansas City Wizards. Mathis announced his retirement from professional soccer in early August 2010.

In 2003, three more Gamecocks joined the professional ranks. Defender Tim Glowienka was drafted by the NY/NJ Metro Stars and later joined teammate Michael Bachmeyer with the A-League's Pittsburgh Riverhounds. Midfielder David Moore joined the Atlanta Silverbacks, also a member of the A-League. Joey Worthen played with the Richmond Kickers of the A-League in 2004 and Real Salt Lake of the MLS in 2006, and Tyler Ruthven, a senior in 2009, is a member of the Harrisburg City Islanders.

Brad Guzan was the No. 2 pick, the highest ever for a goalkeeper, in the 2005 MLS SuperDraft. Guzan was a three-year starter for Chivas USA, however, in August of 2008 he made the move to the English Premier League, signing with Aston Villa. In 2007, Mike Sambursky was drafted by the defending MLS Champions and his hometown Houston Dynamo. The most recent former Gamecock to join an MLS squad is former goalkeeper Mike Gustavson who joined the San Jose Earthquakes in 2008 for a short time.

MAJOR LEAGUE SOCCER

Goalkeeper Brad Guzan earned 2007 MLS Goalkeeper of the Year honors and enjoyed a breakout season with his club Chivas USA. Along with South Carolina's first Major League Soccer player, Rob Smith, Guzan, Mathis and Wolff have had a huge impact on the MLS and the U.S. National Team.

Both Mathis and Wolff entered the MLS after the 1997 season by different methods. Mathis was drafted by the Los Angeles Galaxy as the sixth overall pick in the 1998 draft. Wolff signed with "Project 40" and was assigned to the Chicago Fire.

Mathis and Wolff had breakthrough seasons in 2000. Mathis was the star of the 2000 All-Star game, playing for the NY/NJ MetroStars in the same season that Wolff led the U.S. Olympic team to its best finish in the Olympics. Wolff played every minute for the U.S. during the Olympic Games.

Despite suffering injuries in 2001, Mathis and Wolff were named to the 2002 U.S. World Cup team by head coach Bruce Arena. Both strikers impacted the team's success in South Korea.

In 2001, Wolff was joined by former Gamecock teammate Henry Ring. The goalkeeper was drafted in the third round by the Fire. Ring was the first Gamecock since Mathis to earn two All-America honors (1998 and 2000). Ring, Mathis and Wolff were all teammates during Carolina's 16-3-1 season in 1997, when they closed out their season in the second round of the NAAs. Wolff was traded from the Chicago Fire to the Kansas City Wizards in 2003. Ring assumed starting duties for the Fire in 2004 and had a breakout season, being named to the MLS All-Star team, while Mathis spent the 2004 campaign playing overseas with Hannover 96 of the German Bundesliga before returning to the MLS. Mathis announced his retirement from professional soccer in early August 2010.

Guzan, the most recent Gamecock alumnus to make his mark on MLS, collected 13 shutouts during the 2007 en route to MLS Goalkeeper of the Year honors. Following a successful three-year stint in MLS, Guzan signed with Aston Villa of the Barclays Premier League in England for the 2008 season.

These Gamecocks are carrying on the Gamecock tradition on the national scene. Mathis and Wolff have been featured on ESPN and ABC for their efforts in the MLS, tracing their start at South Carolina.

GAMECOCKS ON NATIONAL TEAMS

A number of players have played on various United States national teams throughout the years. Coach Mark Berson directed the South team to the gold medal at the U.S. Olympic Festival in Durham, N.C., in 1987 – one year after serving as assistant coach for the South squad. Berson also guided the U.S. Under-18 team to the Granatkin/Leningrad Tournament in 1989 that was held in the Soviet Union. A list of those squads and Carolina players follows:

- U.S. World Cup Team** Josh Wolff (2002, 2006), Clint Mathis (2002), Brad Guzan (2010)
- U.S. National Team** Mike Gosselin (1992), Clint Mathis (1998-2006), Josh Wolff (2001-2008), Brad Guzan (2005-present)
- U.S. Olympic Team** Rob Smith (1996), Josh Wolff (2000), Brad Guzan (2008)
- Bolivian National Team** Ruben Tufino (1996)



U.S. National "B" Team	Clint Mathis (1997), David Turner (1993), Clark Brisson (1992), Mike Gosselin (1989-90-91)
U.S. Under-23 Team	Billy Clifford (1993-94-95-96), Chris Faklaris (1993-96), Jamie Posnanski (1996), Rob Smith (1993-94-95-96), Tony Soto (1996), Josh Wolff (1998-00)
U.S. Under-20 Team	Blake Brettschneider (2008), Mike Gustavson (2006), Joey Worthen (1999), Clint Mathis (1994), Tony Soto (1994), Chris Faklaris, (1992-93), Rob Smith (1992-93), Tommy Loeber (1986), Josh Wolff (1996-97)
U.S. Under-18 Team	Josh Wolff (1994-95), Jamie Starr (1993)
U.S. Under-17 Team	David MacVane (2006), Brandon Tarr (2006), Mark Wiltse (2003-04), Jeff Scannella (2003-04), Tony Soto (1992), Billy Baumhoff (1991), Mike Solano (1990), Brian Scott (1988), David Corfield (1982) and Raymond Vigliotti (1978-79)
U.S. Olympic Festival	Henry Ring (1998), Tony Soto (1995), Chris Faklaris (1993-94-95), Rob Smith (1991-93-94-95), Billy Clifford (1993-94-95), Jamie Posnanski (1994-95), Billy Baumhoff (1994-95), Brian Scott (1991), David Turner (1991), Tommy Loeber (1987), Scott Cook (1986-87), Bill Hency (1986), David Goodchild (1981), Eric Hawkes (1981) Chris Heidelberger (1981).
World University Games	Clint Mathis (1997), Josh Wolff (1997), Chris Faklaris (1995), Jamie Posnanski (1995), Rob Smith (1995), Mike Gosselin (1991)

PROFESSIONAL LEAGUE SOCCER

PLAYER (YEAR)..... TEAM (LEAGUE)

Paul Turin ('78)	St. Louis (MISL)
Ray Viglotti ('79)	New York (MISL)
Rich Wurdack ('79)	Denver (MISL)
Brian Winstead ('79)	New York (MISL)
	New England (NASL)
Tom Fouch ('79)	Charlotte (ASL)
Ed Fouchs ('79)	Charlotte (ASL)
Dan Potter ('79)	New Jersey (ASL)
John Tremont ('80)	Ft. Lauderdale (NASL)
Art Kramer ('80)	Oklahoma (ASL)
Viktor Wikstrom ('80)	Skeld (NORWAY)
David Burr ('82)	St. Louis (MISL)
David Goodchild ('82)	Denver (MISL)
Eric Hawkes ('82)	Baltimore Blast (MISL)
Warren Lipka ('85)	Fort Wayne (AISA)
Doug Allison ('87)	Carolina (USISL)
Scott Cook ('87)	Baltimore (MISL)
Pat Walsh ('88)	New Jersey (ASL)
Charles Arndt ('89)	Cleveland (MISL)
Scott Henderson ('89)	Washington (MISL)
Tommy Loeber ('90)	San Diego (MISL)
Clark Brisson ('91)	Canton (NPSL)
Mike Gosselin ('91)	Canton (NPSL)
Peter Duitsman ('93)	Chicago (APSL)
Rob Smith ('94)	Delaware (APSL)
	Columbus (MLS)
Billy Baumhoff ('94)	Harrisburg (APSL)
	Kansas City (MLS)
Chris Faklaris ('94)	Atlanta (APSL)
Jamie Posnanski ('94)	Carolina (USISL)
Billy Clifford ('95)	New York (APSL)
	Carolina (USISL)
John Mills ('96)	Charleston (USISL)
Jeff Wilson ('96)	Richmond (USISL)
Clint Mathis ('98)	Los Angeles (MLS)
	New York/New Jersey (MLS)
	Hannover 96 (GB)
	Real Salt Lake (MLS)
	Colorado (MLS)
	New York (MLS)
Josh Wolff ('98)	Chicago (MLS)
	Kansas City (MLS)
	Munich 1860 (GB)
Nathan Watkins ('99)	Charlotte (USISL)
Chris Morman ('00)	Raleigh (USISL)
Ryan O'Neill ('00)	Raleigh (USISL)
Henry Ring ('01)	Chicago (MLS)
Joey Worthen ('02)	Pittsburgh (ASL)
	Real Salt Lake (MLS)
	Richmond (ASL)
Michael Bachmeyer ('03)	Pittsburgh (ASL)
Tim Glowienka ('03)	New York/New Jersey (MLS)
	Pittsburgh (ASL)
David Moore ('03)	Atlanta (ASL)
Brad Guzan ('04)	CD Chivas USA (MLS)
	Aston Villa (EPL)
Greg Reece ('05)	Charleston (USL)
Mike Gustavson ('06)	San Jose (MLS)
Josh Alcala ('07)	Crystal Palace FC (USL)
Ralph Pace ('07)	Richmond (USL)
Mike Sambursky ('07)	Houston (MLS)
Ayo Akinete ('07)	Orlando (MISL)
Tyler Ruthven ('10)	Harrisburg (USL-2nd Division)

LEAGUES

- AISA – American Indoor Soccer League
- APSL – American Professional Soccer League
- ASL – American Soccer League
- EPL – English Premier League
- GB - German Bundesliga
- MISL – Major Indoor Soccer League
- MLS – Major League Soccer
- NASL – North American Soccer League
- NPSL – National Professional Soccer League
- USISL – United Systems of Independent Soccer Leagues
- USL - United Soccer League



CAROLINA SOCCER

ALL-TIME RECORD VS. OPPONENTS

Team	H	A	N	Overall	GF	GA	Team	H	A	N	Overall	GF	GA
Adelphi	1-0-0	0-0-0	0-0-0	1-0-0	4	0	Mercer	6-0-0	0-0-0	0-0-0	6-0-0	24	4
Air Force	3-0-0	0-0-0	0-0-0	3-0-0	11	1	Missouri State	1-0-0	0-0-0	0-0-0	1-0-0	1	0
Akron	1-0-0	0-0-1	1-0-0	2-0-1	5	1	Navy	1-0-0	0-0-0	0-0-0	1-0-0	3	2
Alabama A&M	4-1-0	0-1-0	1-0-0	5-2-0	12	9	Newberry	1-0-0	0-0-0	0-0-0	1-0-0	9	0
American	0-1-0	0-0-0	1-0-0	1-1-0	3	3	New Hampshire	2-0-0	0-0-0	0-0-0	2-0-0	4	1
Appalachian State	13-0-1	0-1-1	0-0-0	13-1-2	59	16	North Carolina	8-6-0	2-9-1	0-1-0	10-16-1	37	59
Belmont Abbey	1-0-0	0-0-0	0-0-0	1-0-0	3	0	UNC Asheville	0-0-0	1-0-0	0-0-0	1-0-0	5	0
Boston University	3-0-0	0-0-0	0-0-0	3-0-0	7	2	UNC Greensboro	1-0-0	0-0-0	0-0-0	1-0-0	2	1
BYU	0-0-0	0-0-0	1-0-0	1-0-0	3	0	North Carolina State	3-3-1	3-4-0	1-0-0	7-7-1	19	19
Brown	1-1-0	0-0-0	0-0-0	1-1-0	4	4	UNC Wilmington	4-0-0	3-1-1	0-0-0	7-1-1	25	14
Bucknell	1-1-0	0-0-0	0-0-0	1-1-0	2	2	Northern Illinois	0-0-0	0-0-0	1-0-0	1-0-0	1	0
Butler	0-1-0	0-0-0	0-0-0	0-1-0	0	1	Northwestern	0-0-0	0-0-0	1-0-1	1-0-1	3	1
Cal. State-Fullerton	0-0-0	0-0-0	2-0-0	2-0-0	3	0	Notre Dame	1-0-0	0-1-0	0-0-0	1-1-0	2	2
Campbell	1-0-0	0-0-0	0-0-0	1-0-0	4	0	Old Dominion	1-0-0	0-1-0	0-1-0	1-2-0	3	5
Centenary (La.)	1-0-0	0-0-0	0-0-0	1-0-0	3	2	Philadelphia Textile	1-0-0	0-0-0	0-0-0	1-0-0	3	0
Central Florida	2-0-1	3-0-1	0-0-1	5-0-3	16	4	Pennsylvania	0-1-0	0-1-0	0-0-0	0-2-0	1	4
Charleston So. (Baptist)	10-0-0	2-0-0	1-0-0	13-0-0	52	2	Penn State	1-0-0	1-0-0	0-1-0	2-1-0	5	4
Charlotte	6-4-2	6-0-1	0-0-0	12-4-3	35	21	Portland	1-0-0	0-0-0	1-2-0	2-2-0	6	8
The Citadel	9-0-0	8-0-0	1-0-0	18-0-0	76	5	Presbyterian	9-0-1	1-0-0	0-0-0	10-0-1	49	3
Clemson	6-10-1	8-12-0	0-0-0	14-22-1	47	65	Princeton	0-0-0	0-0-0	1-0-1	1-0-1	5	3
Coastal Carolina	2-2-0	0-0-1	0-2-0	2-4-1	21	15	Rhode Island	0-0-0	1-0-0	0-0-0	1-0-0	1	0
Coker College	1-0-0	0-0-0	0-0-0	1-0-0	8	0	Richmond	0-0-0	0-0-0	2-0-0	2-0-0	5	0
College of Charleston	12-3-1	4-2-2	0-0-0	16-5-3	69	30	Rollins	1-0-0	0-1-0	0-0-0	1-1-0	4	2
Connecticut	1-1-0	0-3-0	0-0-0	1-4-0	3	14	Rutgers	0-1-1	2-2-0	1-0-0	3-3-1	6	9
Creighton	1-0-0	0-1-0	0-0-0	1-1-0	6	5	Saint Louis	2-0-0	1-0-0	0-1-1	3-1-1	10	7
Davidson	11-2-0	8-5-1	0-0-0	19-7-1	64	23	St. John's	0-0-0	0-0-0	0-2-0	0-2-0	1	4
Drake	0-0-0	0-0-0	1-0-0	1-0-0	3	1	San Diego	0-0-0	0-0-0	1-0-0	1-0-0	4	0
Drury	1-0-0	0-0-0	0-0-0	1-0-0	3	0	San Diego State	0-0-0	0-0-0	0-0-1	0-0-1	0	0
Duke	3-5-1	3-4-1	2-0-0	8-9-2	26	27	San Francisco	0-0-0	0-0-0	2-1-0	2-1-0	4	2
East Carolina	1-0-0	2-0-0	0-0-0	3-0-0	14	3	Santa Clara	1-0-0	0-0-1	0-0-0	1-0-1	4	3
Elon	1-1-0	0-0-0	0-0-0	1-1-0	5	2	South Alabama	1-1-1	0-0-0	0-0-0	1-1-1	3	3
Emory	2-0-0	1-1-0	0-0-0	3-1-0	11	4	South Florida	2-1-0	1-1-0	0-1-0	3-3-0	13	14
Erskine	14-0-0	3-1-1	0-0-0	17-1-1	81	12	So. Illinois-Edwardsville	1-0-0	0-1-0	0-0-0	1-1-0	3	4
Evansville	3-0-0	2-0-0	1-0-0	6-0-0	15	3	SMU	4-1-0	0-1-2	0-4-0	5-5-2	21	19
Florida International	4-0-1	4-0-1	0-0-0	9-0-2	24	9	Stanford	0-0-0	1-0-0	0-0-0	1-0-0	2	0
Francis Marion	7-0-0	2-0-0	0-0-0	9-0-0	63	0	Stetson	1-0-0	0-0-0	0-0-0	1-0-0	2	0
Fresno State	0-0-0	0-0-0	0-1-0	0-1-0	0	1	Tampa	0-0-0	0-1-0	0-0-0	0-1-0	1	5
Furman	10-5-1	8-3-3	0-0-0	18-8-4	56	34	Temple	2-0-0	0-0-0	0-0-0	2-0-0	8	1
Gardner-Webb	2-0-0	0-0-0	0-0-0	2-0-0	8	2	Tennessee	1-0-0	0-0-0	0-0-0	1-0-0	6	0
George Mason	1-0-0	1-0-0	1-0-0	3-0-0	5	1	TCU	1-0-0	0-0-0	1-0-0	2-0-0	10	1
George Washington	0-0-1	0-0-0	1-0-0	1-0-1	4	1	Tulsa	1-1-1	0-1-1	1-2-0	2-4-2	6	7
Georgia Southern	3-0-1	0-0-0	0-0-0	3-0-1	16	4	UAB	2-0-1	2-1-0	1-1-0	5-3-1	13	11
Georgia State	7-0-0	1-1-0	1-0-0	9-1-0	36	6	UCLA	2-0-0	0-0-2	0-0-0	2-0-2	5	3
Hartwick	1-0-0	0-0-0	0-0-0	1-0-0	2	1	UNLV	2-0-0	1-0-0	1-0-0	4-0-0	14	3
Howard	0-0-0	0-0-0	0-1-0	0-1-0	0	2	USC-Upstate	1-0-0	0-0-0	0-0-0	1-0-0	2	1
Indiana	1-0-1	2-1-0	0-2-1	3-3-2	9	8	Vanderbilt	1-0-0	1-0-0	0-0-0	2-0-0	5	2
Jacksonville	7-0-0	4-0-0	0-0-0	11-0-0	35	2	Virginia	0-1-0	0-2-1	1-0-0	1-3-1	3	6
Kentucky	3-1-0	1-2-0	0-0-1	4-3-1	11	5	Virginia Commonwealth	3-0-0	1-1-0	0-0-0	4-1-0	14	5
Lander	1-0-0	0-0-0	0-0-0	1-0-0	5	0	Virginia Tech	2-0-0	1-0-0	0-0-0	3-0-0	9	2
Lehigh	2-0-0	0-0-0	0-0-0	2-0-0	6	2	Wake Forest	5-7-2	6-6-2	0-1-0	11-14-4	34	42
Lipscomb	1-0-0	0-0-0	0-0-0	1-0-0	2	0	Washington	2-0-0	0-1-1	0-0-0	2-1-1	7	7
Louisville	1-0-0	1-0-0	0-0-1	2-0-1	13	1	West Virginia	1-0-0	0-0-0	0-0-0	1-0-0	2	1
Loyola-Chicago	1-0-0	0-0-0	0-0-0	1-0-0	2	1	Western Carolina	5-0-0	1-0-0	0-0-0	6-0-0	35	1
Marshall	1-2-0	1-1-0	0-0-0	2-3-0	6	6	Wheaton	1-0-0	1-0-0	0-0-0	2-0-0	3	1
Maryland	0-1-0	1-0-0	0-0-0	1-1-0	1	1	William & Mary	3-1-0	0-0-0	1-0-0	4-1-0	11	5
Massachusetts	2-0-0	0-0-0	0-0-0	2-0-0	5	2	Winthrop	2-0-0	3-0-0	1-0-0	6-0-0	24	2
Memphis	1-1-0	0-1-2	1-0-0	2-2-2	7	8	Wisconsin	0-1-0	0-0-0	0-0-0	0-1-0	2	3
							Wofford	5-0-0	2-0-0	0-0-0	7-0-0	36	2



Adelphi (1-0-0)
 10/19/1997 H W 4-0

Air Force (3-0-0)
 11/5/1988 H W 2-1
 11/28/1993 H W 6-0
 9/17/1999 H W 3-0

Akron (2-0-1)
 11/8/1986 H W 4-1
 9/13/1987 A T 0-0 (OT)
 11/5/1989 H W 1-0

Alabama A&M (5-2-0)
 9/19/1982 A L 1-3
 9/18/1983 H L 0-4
 9/29/1985 H W 1-0
 9/14/2003 H W 3-0
 11/7/2004 N W 3-2
 9/10/2006 H W 2-0
 9/23/07 H W 2-0

American (1-1-0)
 12/1/1985 H L 0-2
 9/12/1998 N W 3-1

Appalachian State (13-1-2)
 10/29/1978 A T 0-0 (OT)
 10/28/1979 H W 3-1
 9/28/1980 A L 0-6
 11/8/1981 H W 5-0
 11/10/1982 H W 5-1
 11/10/1983 H T 1-1 (OT)
 9/21/1985 H W 3-1
 9/28/1986 H W 4-0
 10/4/1987 H W 6-0
 10/2/1988 H W 3-1
 10/1/1989 H W 2-0
 9/9/1990 H W 4-2
 9/22/1991 H W 10-1
 9/6/1992 H W 4-2
 10/9/1994 H W 8-0
 9/21/2003 H W 1-0

Belmont Abbey (1-0-0)
 9/20/1981 H W 3-0

Boston University (3-0-0)
 8/29/1983 H W 4-1
 11/8/1987 H W 1-0
 10/17/1993 H W 2-1

Brown (1-1-0)
 9/18/1994 H W 2-1 (OT)
 11/14/1999 H L 2-3

Bucknell (1-1-0)
 10/21/2000 H L 1-2
 9/12/2004 H W 1-0

Butler (0-1-0)
 9/11/2009 H L 0-1

BYU (1-0-0)
 11/3/1984 N W 3-0

Cal State Fullerton (2-0-0)
 12/3/1993 N W 1-0
 10/26/2001 N W 2-0

Campbell (1-0-0)
 11/1/1995 H W 4-0

Centenary (La.) (1-0-0)
 9/5/2006 H W 3-2

Central Florida (5-0-3)
 11/5/1979 A W 1-0
 10/24/1980 H W 5-0
 11/8/1985 N T 0-0
 11/6/2005 A W 4-1
 10/21/2006 H W 2-1
 11/4/2007 A T 0-0 (2OT)
 11/7/2008 H T 1-1 (2OT)
 10/4/2009 A W 3-1

Charleston Southern (13-0-0)
 10/18/1978 A W 3-0
 11/8/1979 H W 3-0
 10/22/1980 A W 1-0
 9/16/1981 H W 1-0
 9/22/1982 H W 2-1
 9/7/1983 H W 2-0
 9/17/1984 H W 4-0
 9/4/1985 H W 8-0
 11/5/1986 H W 10-0
 9/19/1996 H W 5-0
 11/23/1997 H W 3-0
 10/28/2000 N W 6-0
 8/30/2002 H W 4-1

Charlotte (12-4-3)
 9/1/1982 H T 1-1 (OT)
 9/14/1983 A W 3-2
 9/13/1984 H W 1-0
 9/11/1985 A W 3-2
 9/16/1986 H W 6-0
 9/27/1992 H T 2-2 (OT)
 10/21/1993 A* T 1-1 (OT)
 11/6/1994 H* L 1-3
 10/4/1995 A W 2-0
 11/7/1996 H L 0-1
 10/24/1998 H W 2-1
 9/7/1999 A W 3-2
 9/4/2000 H L 1-2
 9/19/2001 A W 1-0 (2 OT)
 10/16/2002 H W 2-1
 10/15/2003 A W 1-0
 10/13/2004 H L 0-1
 9/24/2005 A W 2-1 (OT)
 9/1/2009 H W 3-1

The Citadel (18-0-0)
 10/8/1980 H W 3-0
 9/23/1981 A W 3-1
 10/3/1982 H W 3-0
 10/9/1985 A W 5-0
 10/8/1986 H W 4-0
 10/7/1987 A W 4-0
 10/12/1988 H W 1-0
 10/18/1989 H W 8-0
 10/17/1990 A W 2-0
 10/16/1991 H W 5-0
 10/21/1992 A W 2-1
 9/28/1993 H W 8-0
 9/21/1994 A W 2-0
 9/27/1995 A W 3-0
 10/9/1996 H W 6-0
 9/3/1998 A W 4-0
 9/1/1999 H W 8-2
 10/27/2000 N W 5-1

Clemson (14-22-1)
 10/15/1978 H L 1-2
 10/14/1979 A L 0-1
 11/25/1979 A L 0-1

10/12/1980 H L 0-1
 10/11/1981 H L 1-5
 10/10/1982 H L 0-2
 10/9/1983 A L 0-4
 10/14/1984 H L 2-3 (OT)
 10/13/1985 A L 1-3
 11/24/1985 A W 1-0 (PK)
 10/12/1986 H W 4-3 (OT)
 10/11/1987 A L 1-2
 10/9/1988 H W 2-1
 9/3/1989 A W 3-2
 10/14/1990 H L 1-3
 11/11/1990 A W 3-0
 11/3/1991 A L 0-6
 11/1/1992 H W 2-0
 10/31/1993 A W 2-1 (OT)
 11/22/1993 A W 3-2
 10/19/1994 H W 3-1 (OT)
 9/3/1995 A W 3-2
 10/27/1996 H L 1-3
 10/12/1997 A L 0-2
 11/30/1997 H L 0-1 (OT)
 10/11/1998 H L 0-2
 10/22/1999 A L 0-1
 10/8/2000 H T 0-0
 10/7/2001 A L 2-3
 10/6/2002 H L 1-2
 10/5/2003 A L 0-1
 10/10/2004 H W 1-0
 9/1/2005 A L 2-1 (2OT)
 8/25/2006 H L 3-4
 8/31/2007 A W 1-0 (2OT)
 8/29/2008 H W 2-0
 9/4/2009 A W 1-0

Coastal Carolina (2-4-1)
 9/26/1978 H W 13-2
 9/16/1980 A T 2-2 (OT)
 11/15/1992 H L 0-2
 11/19/1995 H W 3-1
 11/1/2002 N L 0-3
 11/23/2002 H L 1-2
 11/5/2004 N L 2-3

Coker College (1-0-0)
 9/1/1998 H W 8-0

College of Charleston (16-5-3)
 9/20/1978 H W 3-1
 10/3/1979 A W 2-1
 11/9/1980 H W 3-0
 10/14/1981 A T 1-1 (OT)
 10/6/1982 H W 7-0
 10/5/1988 H W 3-0
 10/4/1989 H W 3-1
 9/12/1990 H W 2-1
 10/2/1991 H W 5-4 (OT)
 11/4/1992 H W 4-3 (OT)
 11/7/1993 A T 2-2 (OT)
 11/5/1995 H W 5-0
 9/15/1996 A L 2-6
 9/21/1997 H W 8-0
 9/20/1998 A W 2-0
 10/26/1999 H W 5-0
 9/13/2000 A W 2-0
 9/30/2001 H W 2-0
 10/23/2002 A L 0-1
 11/4/2003 H T 2-2 (2OT)
 10/20/2004 A L 0-3
 11/19/2004 H L 2-3
 9/6/2005 H L 0-1
 9/19/2008 A W 4-0

Connecticut (1-4-0)
 9/14/1979 H L 0-5
 9/13/1981 A L 0-3
 11/6/1983 A L 0-3
 9/3/1984 H W 3-0
 9/7/08 A L 0-3

Creighton (1-1-0)
 10/18/1996 H W 3-1
 9/12/1997 A L 3-4 (OT)

Davidson (19-7-1)
 11/4/1981 H W 4-1
 11/3/1982 A W 2-1
 10/26/1983 H W 1-0
 10/24/1984 A W 3-0
 10/23/1985 H W 5-0
 10/22/1986 A W 5-0
 9/23/1987 H W 4-0
 9/21/1988 A L 0-1 (OT)
 10/25/1989 H W 3-0
 10/31/1990 A L 1-2
 9/8/1991 H W 2-0
 9/9/1992 A T 2-2 (OT)
 9/8/1993 H W 5-0
 10/6/1994 A W 2-1 (OT)
 10/25/1995 H W 1-0 (OT)
 9/3/1996 A L 0-1
 9/23/1998 A W 2-0
 9/4/1999 H L 0-1 (OT)
 9/20/2000 A W 3-2
 9/26/2001 H W 4-1
 9/29/2002 A L 0-1
 10/31/2003 H L 1-2 (2OT)
 9/29/2004 A W 4-1
 9/17/2007 H W 3-1
 10/3/2007 A W 2-1
 9/27/2008 H W 4-0
 9/25/2009 A L 0-4

Drake (1-0-0)
 9/14/1997 N W 3-1

Drury (1-0-0)
 11/4/2001 H W 3-0

Duke (8-9-2)
 10/18/1980 N W 2-1
 10/18/1981 A L 1-2
 10/17/1982 H L 0-4
 10/23/1983 A L 0-1
 10/21/1984 H T 1-1 (OT)
 10/18/1985 A W 1-0
 11/17/1985 H W 3-0
 10/19/1986 H L 2-3 (OT)
 11/16/1986 A L 2-3
 10/18/1987 A W 1-0 (OT)
 10/16/1988 H L 1-3
 9/24/1989 A T 2-2 (OT)
 11/12/1989 H W 2-1
 11/26/1995 H L 0-2
 11/2/1996 N W 3-1
 11/19/2000 H L 0-1
 9/8/2002 A W 3-0
 10/31/2004 H W 1-0
 9/19/2007 A L 1-2

East Carolina (3-0-0)
 10/6/1978 H W 7-0
 9/28/1979 A W 2-1
 10/2/2005 A* W 5-2



CAROLINA SOCCER

Penn (0-2-0)

9/17/2004	A	L	1-2
9/16/2005	H	L	0-2

Philadelphia Textile (1-0-0)

11/15/1998	H	W	3-0
------------	---	---	-----

Portland (2-2-0)

9/20/1980	N	L	1-3
9/18/1992	N	W	2-1
9/26/2003	N	L	0-2
9/10/2004	H	W	3-2

Presbyterian (10-0-1)

9/18/1978	H	W	12-0
10/11/1978	A	W	9-0
9/6/1984	H	W	4-0
9/13/1986	H	W	6-1
9/5/1989	H	W	3-0
9/5/1990	H	W	2-0
9/11/1991	H	W	2-0
10/7/1992	H	W	2-1
10/1/1995	H	W	4-0
9/4/2007	H	W	4-0
9/2/2008	H	T	1-1 (2OT)

Princeton (2-0-1)

10/11/1991	N	W	3-1
9/19/2004	N	T	2-2

Rhode Island (1-0-0)

9/11/1981	A	W	1-0
-----------	---	---	-----

Richmond (2-0-0)

11/2/1997	N	W	2-0
9/5/2003	N	W	3-0

Rollins (1-1-0)

11/3/1979	A	L	0-1
11/1/1980	H	W	4-1

Rutgers (3-3-1)

11/8/1983	A	L	0-2
10/13/1991	A	L	0-2
10/25/1992	H	L	1-3
9/7/1994	N	W	2-1
10/2/1999	A	W	1-0 (OT)
10/21/2001	H	T	1-1 (2OT)
10/19/2002	A	W	1-0

Saint Louis (3-1-1)

11/2/1984	N	T	0-0 (OT)
9/20/1986	A*	W	3-2
9/13/1992	H	W	3-1
9/4/1994	N	L	0-1
10/15/1995	H	W	4-3

San Diego State (0-0-1)

10/22/1988	N	T	0-0 (OT)
------------	---	---	----------

San Diego (1-0-0)

10/3/1997	N	W	4-0
-----------	---	---	-----

San Francisco (2-1-0)

10/6/1990	N	W	1-0
9/27/1991	N	W	2-0
9/29/1996	N	L	1-2

Santa Clara (1-0-1)

9/5/1993	H	W	2-1
9/27/1996	A	T	2-2 (OT)

SIU-Edwardsville (1-1-0)

9/19/1980	A	L	1-3
9/5/1981	H	W	2-1

SMU (5-5-2)

9/19/1986	N	L	2-3
11/27/1988	H	W	1-0
10/20/1995	N	L	0-3
10/6/1996	A	L	2-3
9/7/1997	H	W	2-1
9/7/2001	N	L	2-3
10/30/2005	H	W	3-0
10/18/2006	A	T	1-1 (2OT)
10/24/2007	H	L	1-2
10/8/2008	A	T	1-1 (2OT)
11/12/2008	A	W	3-0
10/14/2009	H	W	3-2 (2OT)

South Alabama (1-2-0)

9/14/1988	H	W	1-0
9/20/1989	H	T	1-1
9/23/1990	H	L	1-2

South Florida (3-3-0)

9/24/1983	H	L	1-3
9/29/1984	A	L	1-4 (OT)
10/16/1993	H	W	5-1
10/1/1994	A	W	3-2
10/17/1999	H	W	3-2
9/8/2007	N	L	0-2

St. John's (0-2-0)

9/13/1998	N	L	1-2
10/1/1999	N	L	0-2

Stanford (1-0-0)

10/7/1990	A	W	2-0
-----------	---	---	-----

Stetson (1-0-0)

9/1/2003	H	W	2-0
----------	---	---	-----

Tampa (0-1-0)

11/10/1985	A	L	1-5
------------	---	---	-----

TCU (2-0)

10/16/1994	H	W	7-1
9/9/2001	N	W	3-0

Temple (2-0-0)

10/16/1994	H	W	7-1
9/8/2006	H	W	1-0

Tennessee (1-0-0)

9/22/1984	H	W	6-0
-----------	---	---	-----

Tulsa (2-4-2)

10/28/2005	H	W	4-2
11/13/2005	N	W	1-0
10/28/2006	A	L	0-1
10/13/2007	H	L	0-1
11/16/2007	N	L	1-4
11/1/2008	A	T	0-0 (2OT)
11/14/08	N	L	0-2
10/11/2009	H	T	1-1 (2OT)

UAB (5-3-1)

10/22/1995	N	W	2-0
11/1/1998	H	W	1-0
11/25/2001	H	L	2-3 (OT)
10/9/2005	A	W	2-1
9/27/2006	H	W	2-0
11/1/2006	N	L	2-3
9/28/2007	A	W	1-0

10/29/2008	H	T	1-1 (2OT)
10/28/2009	A	L	0-3

UCLA (2-0-2)

10/23/1988	A	T	0-0 (OT)
11/4/1989	H	W	3-2 (OT)
9/6/1998	H	W	2-1
10/28/2001	A	T	0-0 (2OT)

UNC Asheville (1-0-0)

10/8/1978	A	W	5-0
-----------	---	---	-----

UNC Greensboro (1-0-0)

9/22/1985	H	W	2-1
-----------	---	---	-----

UNC Wilmington (7-1-1)

11/4/1978	A	W	3-1
9/16/1979	H	W	3-2
10/19/1980	A	L	2-4
11/1/1981	H	W	3-2
10/31/1982	A	T	1-1 (OT)
10/19/1983	H	W	2-0
10/10/1984	A	W	4-1
10/23/2004	A	W	3-1
9/21/2005	H	W	4-2

UNLV (4-0-0)

9/6/1986	N	W	1-0 (OT)
9/8/1989	A	W	2-0
10/27/1990	H	W	3-1
10/5/1997	N	W	8-2

USC Upstate (1-0-0)

9/11/1980	H	W	2-1
-----------	---	---	-----

Vanderbilt (2-0-0)

11/8/1992	H	W	3-1
10/10/1993	A	W	2-1

Virginia (1-3-1)

11/26/1989	A	L	0-1 (OT)
9/2/1990	A	T	1-1 (OT)
12/5/1993	N	L	0-2
11/29/1998	A	L	0-1
9/8/2000	N	W	2-1

VCU (4-1-0)

9/26/1993	H	W	5-1
9/25/1994	A	W	3-1
9/24/1995	H	W	3-0
10/3/1998	A	L	1-2 (OT)
11/22/1998	H	W	2-1

Virginia Tech (3-0-0)

10/24/1993	H	W	3-0
10/23/1994	A	W	2-0
9/17/2000	H	W	4-2

Wake Forest (11-14-4)

10/25/1981	H	W	2-1 (OT)
10/24/1982	A	W	2-1
10/30/1983	H	L	1-3 (OT)
10/28/1984	A	W	2-0
10/27/1985	H	W	2-0
10/26/1986	A	W	1-0 (OT)
9/16/1987	H	W	1-0
9/11/1988	A	L	0-1 (OT)
10/22/1989	G	L	1-3
11/19/1989	A	W	5-1
9/30/1990	A	T	0-0 (OT)
10/20/1991	H	L	0-1
9/30/1992	A	L	0-1
10/28/1993	H	T	0-0 (OT)

10/26/1994	A	W	1-0
9/20/1995	H	L	1-2
10/30/1996	H	L	1-2
10/29/1997	H	W	5-4
10/27/1998	A	L	1-2
9/11/1999	H	T	3-3 (OT)
9/23/2000	A	T	2-2 (OT)
9/23/2001	H	W	2-1
10/11/2002	A	L	0-1
10/12/2003	H	L	0-4
9/24/2004	A	W	1-0
9/9/2005	N!	L	0-3
11/18/2005	A	L	0-2
9/7/2008	A	L	0-1
10/20/2009	H	L	0-3

Washington (2-1-1)

10/27/1991	H	W	3-2
9/20/1992	A	T	1-1 (OT)
9/15/2002	H	W	3-1
9/28/2003	A	L	0-3

West Virginia (1-0-0)

9/5/1982	H	W	2-1
----------	---	---	-----

Western Carolina (6-0-0)

11/10/1978	A	W	1-0 (OT)
10/31/1979	H	W	6-0
9/6/1980	H	W	11-0
11/11/1981	A	W	4-0
9/11/1983	H	W	2-0
9/1/1984	H	W	11-1

Wheaton (2-0-0)

10/20/1979	A	W	1-0
9/4/1981	H	W	2-1

William & Mary (4-1-0)

11/7/1987	H	W	3-0
11/1/1997	N	W	4-0
9/22/1999	H	L	1-4
9/1/2004	H	W	2-1
9/2/2006	A	W	1-0

Winthrop (6-0-0)

10/25/1978	A	W	4-1
9/19/1979	H	W	4-0
9/14/1999	H	W	5-0
9/27/2000	A	W	4-0
11/3/2002	N	W	5-1
9/4/2004	A	W	2-0

Wisconsin (0-1-0)

9/17/1995	H	L	2-3
-----------	---	---	-----

Wofford (7-0-0)

10/28/1992	H	W	6-1
9/10/1986	H	W	2-0
9/9/1987	H	W	8-0
10/23/1996	H	W	7-0
9/30/1998	H	W	7-0
10/19/1999	A	W	4-1
8/28/2006	A	W	2-0



CAROLINA SOCCER

ALL-TIME RECORD BY CONFERENCE

VS. DIVISION I CONFERENCES

Conference	Home	Away	Neutral	Overall
America East	5-0-0	0-0-0	0-0-0	5-0-0
Atlantic Coast	27-33-5	23-38-5	4-2-0	55-72-10
Atlantic Soccer	1-0-0	0-0-0	0-1-0	1-1-0
Atlantic Sun	17-0-0	4-0-0	0-0-0	21-0-0
Atlantic 10	11-5-3	8-0-1	3-1-1	22-6-5
Big East	6-3-1	4-7-1	1-3-0	11-13-2
Big South	25-2-1	7-0-1	2-2-0	34-4-2
Big Ten	2-1-1	3-1-1	1-3-1	6-5-3
Big West	0-0-0	0-0-0	2-0-0	2-0-0
Colonial	19-1-0	6-4-1	3-1-0	28-6-1
C-USA	18-6-4	12-7-7	3-7-2	33-21-13
Horizon League	1-1-0	0-0-0	0-0-0	1-1-0
Independ./Others	9-2-1	3-1-0	3-1-0	15-4-1
Ivy Group	1-2-0	0-1-0	1-0-1	2-3-1
Mid-American	2-0-0	0-0-1	2-0-0	4-0-1
Missouri Valley	5-0-0	2-1-0	2-0-0	9-1-0
MPSF	5-0-0	1-0-0	1-0-0	7-0-0
Pac-10	4-0-0	1-1-3	1-0-1	6-1-4
Patriot	3-2-0	0-0-0	1-0-0	4-2-0
Southern	71-11-4	31-11-7	1-0-0	103-22-11
Summit League	1-0-0	0-0-0	0-0-0	1-0-0
West Coast	2-0-0	0-0-1	4-3-0	6-3-1
Division II	29-0-0	5-4-1	0-0-0	34-4-1
Division III	3-0-0	2-1-0	0-0-0	5-1-0

AMERICA EAST CONFERENCE

Team	Home	Away	Neutral	Overall
Boston	3-0-0	0-0-0	0-0-0	3-0-0
New Hampshire	2-0-0	0-0-0	0-0-0	2-0-0
Totals	5-0-0	0-0-0	0-0-0	5-0-0

ATLANTIC COAST CONFERENCE

Team	Home	Away	Neutral	Overall
Clemson	7-10-1	7-12-0	0-0-0	14-22-1
Duke	3-5-1	3-4-1	2-0-0	8-9-2
Maryland	0-1-0	1-0-0	0-0-0	1-1-0
North Carolina	8-6-0	2-10-1	0-1-0	10-17-1
NC State	3-3-1	3-3-0	1-0-0	7-6-1
Virginia	0-1-0	0-2-1	1-0-0	1-3-1
Virginia Tech	2-0-0	1-0-0	0-0-0	3-0-0
Wake Forest	5-7-2	6-6-2	0-1-0	11-14-4
Totals	28-33-5	23-37-5	4-2-0	55-72-10

ATLANTIC SOCCER CONFERENCE

Team	Home	Away	Neutral	Overall
Adelphi	1-0-0	0-0-0	0-0-0	1-0-0
Howard	0-0-0	0-0-0	0-1-0	0-1-0
Totals	1-0-0	0-0-0	0-1-0	1-1-0

ATLANTIC SUN

Team	Home	Away	Neutral	Overall
Campbell	1-0-0	0-0-0	0-0-0	1-0-0
Jacksonville	7-0-0	4-0-0	0-0-0	11-0-0
Lipscomb	1-0-0	0-0-0	0-0-0	1-0-0
Mercer	6-0-0	0-0-0	0-0-0	6-0-0
Stetson	1-0-0	0-0-0	0-0-0	1-0-0
USC-Upstate	1-0-0	0-0-0	0-0-0	1-0-0
Totals	17-0-0	4-0-0	0-0-0	21-0-0

ATLANTIC 10 CONFERENCE

Team	Home	Away	Neutral	Overall
Charlotte	6-4-2	6-0-1	0-0-0	12-4-3
Geo. Wash.	0-0-1	0-0-0	1-0-0	1-0-1
Massachusetts	2-0-0	0-0-0	0-0-0	2-0-0
Rhode Island	0-0-0	1-0-0	0-0-0	1-0-0
Richmond	0-0-0	0-0-0	2-0-0	2-0-0
Saint Louis	2-0-0	1-0-0	0-1-1	3-1-1
Temple	2-0-0	0-0-0	0-0-0	2-0-0
Totals	12-4-3	8-0-1	3-1-1	23-5-5

BIG EAST CONFERENCE

Team	Home	Away	Neutral	Overall
Connecticut	1-1-0	0-3-0	0-0-0	1-4-0
Louisville	1-0-0	1-0-0	0-0-1	2-0-1
Notre Dame	1-0-0	0-1-0	0-0-0	1-1-0
Rutgers	0-1-1	2-2-0	1-0-0	3-3-1
South Florida	2-1-0	1-1-0	0-1-0	3-3-0
St. John's	0-0-0	0-0-0	0-2-0	0-2-0
West Virginia	1-0-0	0-0-0	0-0-0	1-0-0
Totals	6-3-1	4-7-1	1-3-0	11-13-2

BIG SOUTH CONFERENCE

Team	Home	Away	Neutral	Overall
Charleston Southern#	10-0-0	2-0-0	1-0-0	13-0-0
Coastal Carolina	2-2-0	0-0-1	0-2-0	2-4-1
Gardner-Webb	2-0-0	0-0-0	0-0-0	2-0-0
Presbyterian	9-0-1	1-0-0	0-0-0	10-0-1
UNC Asheville	0-0-0	1-0-0	0-0-0	1-0-0
Winthrop	2-0-0	3-0-0	1-0-0	6-0-0
Totals	25-2-1	7-0-1	2-2-0	34-4-2

Formerly Baptist College

BIG TEN CONFERENCE

Team	Home	Away	Neutral	Overall
Indiana	1-0-1	2-1-0	0-2-1	3-3-2
Northwestern	0-0-0	0-0-1	1-0-0	1-0-1
Penn State	1-0-0	1-0-0	0-1-0	2-1-0
Wisconsin	0-1-0	0-0-0	0-0-0	0-1-0
Totals	2-1-1	3-1-1	1-3-1	6-5-3

BIG WEST CONFERENCE

Team	Home	Away	Neutral	Overall
CS-Fullerton	0-0-0	0-0-0	2-0-0	2-0-0

COLONIAL ATHLETIC ASSOCIATION

Team	Home	Away	Neutral	Overall
George Mason	1-0-0	1-0-0	1-0-0	3-0-0
Georgia State	7-0-0	1-1-0	1-0-0	9-1-0
Old Dominion	1-0-0	0-1-0	0-1-0	1-2-0
UNC Wilmington	4-0-0	3-1-1	0-0-0	7-1-1
VCU	3-0-0	1-1-0	0-0-0	4-1-0
William & Mary	2-1-0	1-0-0	1-0-0	4-1-0
Totals	19-1-0	6-4-1	3-1-0	28-6-1

CONFERENCE USA

Team	Home	Away	Neutral	Overall
Central Florida	2-0-1	3-0-1	0-0-1	5-0-3
FIU	4-0-1	4-0-1	0-0-0	8-0-2
Kentucky	3-1-0	1-2-0	0-0-1	4-3-1
Marshall	1-2-0	1-1-0	0-0-0	2-3-0
Memphis	1-1-0	0-1-2	1-0-0	2-2-2
SMU	4-1-0	1-1-2	0-4-0	5-6-2
TULSA	1-1-1	0-1-1	1-2-0	2-4-2
UAB	2-0-1	2-1-0	1-1-0	5-3-1
Totals	18-6-4	12-7-7	3-7-2	33-21-13

HORIZON LEAGUE

Team	Home	Away	Neutral	Overall
Loyola-Chicago	1-0-0	0-0-0	0-0-0	1-0-0
Butler	0-1-0	0-0-0	0-0-0	0-1-0
Totals	1-1-0	0-0-0	0-0-0	1-1-0

IVY GROUP

Team	Home	Away	Neutral	Overall
Brown	1-1-0	0-0-0	0-0-0	1-1-0
Penn	0-1-0	0-1-0	0-0-0	0-2-0
Princeton	0-0-0	0-0-0	1-0-1	1-0-1
Totals	1-2-0	0-1-0	1-0-1	2-3-1

MID-AMERICAN CONFERENCE

Team	Home	Away	Neutral	Overall
Akron	1-0-0	0-0-1	1-0-0	2-0-1
Hartwick	1-0-0	0-0-0	0-0-0	1-0-0
Northern Illinois	0-0-0	0-0-0	1-0-0	1-0-0
Totals	2-0-0	0-0-1	1-0-0	4-0-1

MISSOURI VALLEY CONFERENCE

Team	Home	Away	Neutral	Overall
Creighton	1-0-0	0-1-0	0-0-0	1-1-0
Drake	0-0-0	0-0-0	1-0-0	1-0-0
Evansville	3-0-0	2-0-0	1-0-0	6-0-0
Missouri State	1-0-0	0-0-0	0-0-0	1-0-0
Totals	5-0-0	2-1-0	2-0-0	9-1-0

MNT-PACIFIC SPORTS FEDERATION

Team	Home	Away	Neutral	Overall
Air Force	3-0-0	0-0-0	0-0-0	3-0-0
UNLV	2-0-0	1-0-0	1-0-0	4-0-0
Totals	5-0-0	1-0-0	1-0-0	7-0-0

PACIFIC-10

Team	Home	Away	Neutral	Overall
San Diego St.	0-0-0	0-0-0	0-0-1	0-0-1
Stanford	0-0-0	1-0-0	0-0-0	1-0-0
UCLA	2-0-0	0-0-2	1-0-0	3-0-2
Washington	2-0-0	0-1-1	0-0-0	2-1-1
Totals	4-0-0	1-1-3	1-0-1	6-1-4

PATRIOT LEAGUE

Team	Home	Away	Neutral	Overall
American	0-1-0	0-0-0	1-0-0	1-1-0
Bucknell	1-1-0	0-0-0	0-0-0	1-1-0
Lehigh	1-0-0	0-0-0	0-0-0	1-0-0
Navy	1-0-0	0-0-0	0-0-0	1-0-0
Totals	3-2-0	0-0-0	1-0-0	4-2-0

SOUTHERN CONFERENCE

Team	Home	Away	Neutral	Overall
Appalachian St.	13-0-1	0-1-1	0-0-0	13-1-2
Charleston	12-3-1	4-2-2	0-0-0	16-5-3
The Citadel	9-0-0	8-0-0	1-0-0	18-0-0
Davidson	11-2-0	8-5-1	0-0-0	19-7-1
Elon	1-1-0	0-0-0	0-0-0	1-1-0
Furman	10-5-1	8-3-3	0-0-0	18-8-4
Ga. Southern	3-0-1	0-0-0	0-0-0	3-0-1
UNC Greensboro	1-0-0	0-0-0	0-0-0	1-0-0
W. Carolina	5-0-0	1-0-0	0-0-0	6-0-0
Wofford	6-0-0	2-0-0	0-0-0	8-0-0
Totals	71-11-4	31-11-7	1-0-0	103-22-11

SUMMIT LEAGUE

Team	Home	Away	Neutral	Overall
Centenary (La.)	1-0-0	0-0-0	0-0-0	1-0-0

WEST COAST CONFERENCE

Team	Home	Away	Neutral	Overall
Portland	1-0-0	0-0-0	1-2-0	2-2-0
San Diego	0-0-0	0-0-0	1-0-0	1-0-0
San Francisco	0-0-0	0-0-0	2-1-0	2-1-0
Santa Clara	1-0-0	0-0-1	0-0-0	1-0-1
Totals	2-0-0	0-0-1	4-3-0	6-3-1

INDEPENDENTS & OTHERS*

Team	Home	Away	Neutral	Overall
Alabama A&M	4-1-0	0-1-0	0-0-0	5-2-0
BYU*	0-0-0	0-0-0	1-0-0	1-0-0
East Carolina*	1-0-0	2-0-0	0-0-0	3-0-0
Fresno State*	0-0-0	0-0-0	0-1-0	0-1-0
South Alabama*	1-1-1	0-0-0	0-0-0	1-1-1
Tennessee*	1-0-0	0-0-0	0-0-0	1-0-0
TCU*	1-0-0	0-0-0	1-0-0	2-0-0
Vanderbilt*	1-0-0	1-0-0	0-0-0	2-0-0
Totals	9-2-1	3-1-0	3-1-0	15-4-1

* Schools no longer field men's soccer programs.

DIVISION II

Team	Home	Away	Neutral	Overall
Belmont Abbey	1-0-0	0-0-0	0-0-0	1-0-0
Coker	1-0-0	0-0-0	0-0-0	1-0-0
Drury	1-0-0	0-0-0	0-0-0	1-0-0
Erskine	14-0-0	3-1-1	0-0-0	17-1-1
Francis Marion	7-0-0	2-0-0	0-0-0	9-0-0
Lander	1-0-0	0-0-0	0-0-0	1-0-0
Newberry	1-0-0	0-0-0	0-0-0	1-0-0
Philadelphia\$	1-0-0	0-0-0	0-0-0	1-0-0
Rollins	1-0-0	0-1-0	0-0-0	1-1-0
SIU-Edwardsville	1-0-0	0-1-0	0-0-0	1-1-0
Tampa	0-0-0	0-1-0	0-0-0	0-1-0
Totals	29-0-0	5-4-1	0-0-0	34-4-1

\$ Formerly Philadelphia Textile

DIVISION III