



2015-16 Women's Basketball SOUTH CAROLINA

Assoc. Media Relations Director: Diana Koval | Office: 803.777.7977 | Cell: 314.369.6050 | Email: dkoval@mailbox.sc.edu | Twitter: @DianaKovalSID
Website: www.GamecocksOnline.com | Twitter: @GamecockWBB | Instagram: @GamecockWBB | Facebook: @GamecockWBB

Game 23

Feb. 8, 2016 • 7 p.m. • Columbia, S.C. • Colonial Life Arena (18,000)

South Carolina Gamecocks
22-0, 10-0 SEC



vs.



UConn Huskies
22-0, 12-0 AAC

Ranking: 2/2 (AP/Coaches)

Head Coach: Dawn Staley

Record at South Carolina: 177-74 (8th)

Career Record: 349-154 (16th)

Top Scorer: A'ja Wilson (16.7)

Top Rebounder: Alaina Coates (10.0)

Ranking: 1/1

Head Coach: Geno Auriemma

Record at UConn: 939-134 (31st)

Career Record: Same

Top Scorer: Breanna Stewart (19.4)

Top Rebounder: Breanna Stewart (8.2)

Schedule/Results

Nov. 13	#6/10 Ohio State (SECN+)	W, 88-80
Nov. 15	UNCG (SECN+)	W, 92-44
Nov. 18	at Clemson (ESPN3)	W, 67-41
Nov. 22	at UCLA (Pac-12 Network)	W, 68-65

*Waikiki Beach Marriott
Rainbow Wahine Showdown*

Nov. 27	vs. #16/18 Arizona State	W, 60-58
Nov. 28	vs. CSU Bakersfield	W, 90-71
Nov. 29	at Hawaii	W, 67-51

Dec. 6	#14/13 Duke (ESPN2)	W, 66-55
Dec. 13	Winthrop (SECN)	W, 86-37
Dec. 16	Hampton (SECN+)	W, 86-48

CresCom Bank Carolinas College Women's Challenge

Dec. 20	vs. East Carolina	W, 88-57
---------	-------------------	----------

Dec. 22	Elon (SECN+)	W, 78-63
Jan. 3	Arkansas* (ESPN2)	W, 85-32
Jan. 7	at Vanderbilt* (SECN^)	W, 71-61
Jan. 10	#20/- Missouri* (SECN)	W, 83-58
Jan. 14	at #9/9 Kentucky* (SECN)	W, 73-62
Jan. 17	#15/11 Texas A&M* (ESPN2)	W, 59-58
Jan. 21	at Auburn* (SECN+)	W, 74-58
Jan. 24	at #10/10 Miss. State* (ESPN2)	W, 51-57
Jan. 28	Ole Miss* (SECN+)	W, 81-62
Jan. 31	at #10/10 Texas A&M* (ESPN2)	W, 70-63
Feb. 4	#18/18 Kentucky* (SECN)	W, 78-68
Feb. 8	#1/1 Connecticut (ESPN2)	7 p.m.
Feb. 11	Florida* (SECN+)	7 p.m.
Feb. 15	at Tennessee* (ESPN2)	7 p.m.
Feb. 18	Georgia* (SECN+)	7 p.m.
Feb. 22	at Alabama* (SECN)	7 p.m.
Feb. 25	at Ole Miss* (SECN^)	9 p.m.
Feb. 28	LSU* (ESPN2/U)	TBA

SEC Tournament (Jacksonville, Fla.)

Mar. 2	First Round	TBA
Mar. 3	Second Round	TBA
Mar. 4	Quarterfinals	TBA
Mar. 5	Semifinals	TBA
Mar. 6	Final	TBA

All Times Listed as Eastern and are subject to change
< indicates game played in Myrtle Beach, S.C.
* indicates SEC Game

Game Information

Doors Open: 5:30 p.m.

Tickets: Sold Out

Live Stats: GamecocksOnline.com

Broadcast: ESPN2 (Dave O'Brien, pxp; Doris Burke, analyst; Maria Taylor, sideline)

Radio: 107.5 The Game (Brad Muller)

Series History

South Carolina Record	0-3
In Columbia	0-1
In Storrs	0-2
At Neutral Site	0-0
Staley Era	0-2
First Meeting	UConn, 97-39, 12/17/07
Current Streak	Lost 3

Last Five Meetings:

Date	Result	Location
2/9/15	L, 62-87	Storrs
12/28/08	L, 48-77	Columbia
12/17/07	L, 39-97	Storrs












Game Notables

- The Gamecocks have faced the No. 1 team in the AP Poll 12 times in program history dating back to Dec. 9, 1980, with six of those games played in Columbia, including five in Colonial Life Arena. South Carolina, which was also ranked in just three of those outings, is winless in the 12 outings. For the Gamecocks' four-year seniors, this is the second outing against a No. 1 team, who were freshmen when then-No. 21 South Carolina dropped a four-point decision (49-53) to then-No. 1 Stanford on Dec. 19, 2012, at Colonial Life Arena.
- The focus of the South Carolina offense is undeniably inside as 53.1 percent of the Gamecocks' offense comes from points in the paint (40.3 ppg). Against ranked opponents, that percentage goes up to 57.2 percent (35.3 ppg).
- Given the volume of weapons at its disposal, South Carolina embraces the game as a marathon, not a sprint, and the numbers bear out the philosophy, especially in SEC action. In league games, the Gamecocks average 41.2 points on 54.0 percent shooting in the second half compared to 31.9 ppg on 39.8 percent in the first half.
- Junior center Alaina Coates has been simply unmanageable for the Gamecocks' last three opponents, which include a pair of nationally ranked teams. The 6-foot-4 Irmo, S.C., product averaged 17.3 points, 12.3 rebounds, a team-high 3.3 assists and 1.7 blocks over the stretch. She is the nation's top field goal percentage shooter at .691 and leads the SEC in double-doubles (12) and rebounding (10.0 rpg) to rank 13th and 28th in the nation, respectively.
- Sophomore forward A'ja Wilson continues to shine when the spotlight is brightest, averaging 20.0 points, 10.7 rebounds and 4.2 blocks in the Gamecocks' nine games against ranked opponents this season.
- Senior guard Tiffany Mitchell has been solid in SEC play this season, ranking among the league's top 10 in six categories – sixth in scoring (15.1) and steals (2.0 spg), fourth in field goal (.427) and free throw (.427) percentage and 10th in assists (2.8 apg).

Stat Comparison

UConn	SC	
22-0	Overall Record	22-0
12-0	Conference Record	10-0
9-0	Home Record	11-0
11-0	Away Record	8-0
2-0	Neutral Record	3-0
90.0	Points Per Game	75.8
48.5	Opp. Points Per Game	56.5
.533	Field Goal %age	.466
.335	Opp. Field Goal %age	.349
.362	3-Pt. Field Goal %age	.314
.318	Opp. 3-Pt. Field Goal %age	.279
.804	Free Throw %age	.653
11.8	FTs Made Per Game	15.8
22.0	Assists Per Game	15.0
+10.0	Turnover Margin	+1.1
41.1	Rebounds Per Game	41.5
+11.7	Rebounding Margin	+8.5
12.4	Steals Per Game	8.4
6.4	Blocked Shots Per Game	5.5

2015-16 South Carolina Media Roster

1		<p>Bianca Cuevas 5-6 • So. • Guard • Bronx, N.Y. <i>kway-VAHS</i></p> <p>PPG 6.7 RPG 1.5 APG 1.5 FG% .367 FT% </p>	<p>LAST GAME: 5 pts, 2 assts vs. Kentucky NOTABLE: Lightning-quick guard who finishes well in traffic ... scored in double figures 6x ... ≥ 3 steals 4x this season ... solid floor management vs. UK ... 2014 McDonald's All-America.</p>	<p>Career Highs Pts: 21 at Ole Miss, 2/1/15 Reb: 4, 6x, vs. Duke, 12/6/15 Asst: 6 vs. CSUB, 11/28/15 Stl: 5 vs. Missouri, 1/10/16</p>
4		<p>Doniyah Cliney 6-0 • R-Fr. • Guard • Newark, N.J. <i>dawn-YAY CLY-nee</i></p> <p>PPG 2.8 RPG 0.9 APG 0.8 FG% .400 FT% .500</p>	<p>LAST GAME: 7 pts, 2 assts, 1 stl vs Kentucky NOTABLE: Athletic guard with good court vision ... 8 games since (right) hand injury ... no game action since HS, so adjusting to pace of play, etc. ... solid mins vs. UK filling in for injured starters ... won two HS state titles.</p>	<p>Career Highs Pts: 7 vs. Kentucky, 2/4/16 Reb: 3 vs. Ole Miss, 1/28/16 Asst: 3 at Auburn, 1/21/16 Stl: 1, 2x, vs. Kentucky, 2/4/16</p>
5		<p>Khadijah Sessions 5-8 • Sr. • Guard • Myrtle Beach, S.C. <i>kub-DEE-zhub SESH-uns</i></p> <p>PPG 6.5 RPG 2.6 APG 2.5 FG% .500 FT% .638</p>	<p>LAST GAME: 9 pts, 4 rebs, 2 stls vs. UK NOTABLE: Team captain ... best FG %age of career ... in SEC play, 8.0 ppg on 53.1% FG, including clutch shots in 5 comeback wins ... handed out ≥ 4 assists 7x and scored ≥ 10 pts 5x ... 7th in SEC in steals (2.0).</p>	<p>Career Highs Pts: 19 vs. Auburn, 2/3/13 Reb: 6 vs. Clemson, 11/20/14 Asst: 8 vs. NC Central, 12/1/14 Stl: 4, 14x, vs. TAMU 1/17/16</p>
22		<p>A'ja Wilson 6-5 • So. • Forward • Hopkins, S.C. <i>A-zhub</i></p> <p>PPG 16.7 RPG 9.2 BPG 3.2 FG% .537 FT% .693</p>	<p>LAST GM: 18 pts, 7 rebs, 3 assts vs. UK NOTABLE: Growing offense and defense ... Has 9 dbl-dbls, 3.2 bpg (10th in nation) ... SEC top 5 in ppg, rpg, FG% ... 4x SEC Plyr of Wk. ... Naismith, Wooden and Drysdale Watch Lists ... 1st SC fr. to earn All-America.</p>	<p>Career Highs Pts: 28 vs. Duke, 12/6/15 Reb: 19 at Kentucky, 3/1/15 Blks: 8, 2x, vs. TAMU, 1/17/16 Stl: 3, 4x, vs. C. Mich., 12/20/14</p>
23		<p>Tina Roy 5-11 • Sr. • Guard • Kaplan, La.</p> <p>PPG 6.6 RPG 1.4 APG 2.4 FG% .338 FT% .444</p>	<p>LAST GM: 7 pts, 4 assts, 2 stls vs. Kentucky NOTABLE: Team captain ... in SEC play – 8.9 ppg, .409 3FG %age (27-of-66) ... overall, 2nd in SEC in 3FG% (.369), 5th in 3s/gm (2.0) ... ≥ 4 3s in 5 games ... 2nd on team in assists vs. SEC teams (2.4).</p>	<p>Career Highs Pts: 21 vs. Arkansas, 1/3/16 Reb: 8 at Miss. St., 2/6/14 Asst: 10 vs. Sav. St., 12/14/14 Stl: 3, 2x, vs. Ole Miss, 1/28/16</p>
24		<p>Sarah Imovbioh 6-2 • Sr. • Forward • Abuja, Nigeria <i>ih-MOE-vee-o</i></p> <p>PPG 4.4 RPG 5.0 APG 0.2 FG% .603 FT% .457</p>	<p>LAST GM: 2 pts, 1 reb, 8 mins vs. Kentucky NOTABLE: Great energy, still learning SC system ... ≥ 10 rebs 3 times, one double-double ... 2nd on team in FG %age ... avg. dbl-dbl in 2014-15, 10.8 rpg (19th in nation, 1st in ACC) and 12.6 ppg playing at Uva.</p>	<p>Career Highs Pts: 19 vs. Hampton, 12/16/15 Reb: 12 vs. ECU, 12/20/15 Asst: 2, 2x, vs. Missouri, 1/10/16 Stl: 2, 2x, at Clemson, 11/18/15</p>
25		<p>Tiffany Mitchell 5-9 • Sr. • Guard • Charlotte, N.C.</p> <p>PPG 14.6 RPG 2.9 APG 2.5 FG% .419 FT% .814</p>	<p>LAST GM: 2 pts, 1 stl, 10 mins vs. Kentucky NOTABLE: Team captain ... missed 2nd half vs. UK due to injury ... 8th in SEC in ppg, 3rd in FT%age ... vs. SEC – 15.1 ppg, 2.8 apg, 2.0 spg ... Naismith, Wooden, Drysdale and Staley Watch Lists ... 2x SEC POY, All-America.</p>	<p>Career Highs Pts: 25 vs. Georgia, 2/27/14 Reb: 11, 5x, at Arkansas, 1/2/14 Asst: 9 at SDSU, 11/23/13 Stl: 7 vs. NC Central, 12/1/14</p>
31		<p>Asia Dozier 6-0 • Sr. • Guard/For. • Columbia, S.C. <i>DOE-zhur</i></p> <p>PPG 3.2 RPG 1.1 APG 2.0 FG% .339 FT% .833</p>	<p>LAST GAME: 1 reb, 1 asst at Texas A&M NOTABLE: Two-time team captain ... cerebral player, nurturing leader ... started 10 games ... always seems to deliver timely points or defensive play ... suffered right hand injury at Texas A&M, return is day-to-day.</p>	<p>Career Highs Pts: 16, 2x, at SDSU, 11/23/13 Reb: 10 vs. Elon, 11/9/12 Asst: 6, 3x, vs. UNCG, 11/15/15 Stl: 2, 9x, vs. Hampton, 12/16/15</p>
40		<p>Jatarie White 6-4 • So. • Forward • Charlotte, N.C. <i>juh-TAR-ee</i></p> <p>PPG 3.2 RPG 3.3 APG 0.5 FG% .353 FT% .622</p>	<p>LAST GAME: 1 pt, 3 rebs, 12 mins vs. UK NOTABLE: Solid play not always in the box score ... grabbed at least 5 rebs 6 times this season ... ≥ 10 points two times this season ... 2014 WBCA, McDonald's All-America.</p>	<p>Career Highs Pts: 14 vs. ECU, 12/20/15 Reb: 9 vs. Winthrop, 12/13/15 Blk: 4 vs. Winthrop, 12/13/15 Stl: 2 vs. Syracuse, 3/22/15</p>
41		<p>Alaina Coates 6-4 • Jr. • Center • Irmo, S.C. <i>uh-LAY-nub COATS</i></p> <p>PPG 12.9 RPG 10.0 BPG 1.5 FG% .691 FT% .550</p>	<p>LAST GM: 27 pts, 13 rebs, 4 blks vs. UK NOTABLE: SEC-best 12 dbl-dbls (1 triple) – 10 in last 14 gms ... avg dbl-dbl overall and in SEC ... leads nation in FG %age, 28th rpg (1st in SEC) ... shooting 71.6% in SEC play ... Naismith Watch List ... 2x All-SEC.</p>	<p>Career Highs Pts: 29 vs. Winthrop, 12/13/15 Reb: 17 vs. Kentucky, 1/9/14 Blk: 10 vs. Winthrop, 12/13/15 Min: 38 at Texas A&M, 1/31/16</p>
44		<p>India Farmer 6-0 • Jr. • Forward • N. Myrtle Beach, S.C.</p> <p>PPG 0.0 RPG 14.0 APG 0.0 FG% .000 FT% --</p>	<p>LAST GAME: 1 reb in 3 mins vs. Arkansas NOTABLE: Played in 4 games this season after seeing action in 16 in 2014-15, including five SEC and three postseason ... great team player ... works hard with good attitude.</p>	<p>Career Highs Pts: 3, 2x, vs. Alabama, 1/19/14 Reb: 3 vs. NC Central, 12/2/13 Blk: 2 vs. UNCG, 11/15/15 Stl: 1 at Florida, 1/19/15</p>

Starter

Reserve

Gamecocks' Five-Second Count

South Carolina is enjoying its most successful period in program history. The 2015 Senior Class set a four-year record with 113 wins and a .813 winning percentage. The 2016 Senior Class is quickly closing in on that number, currently holding a record of 110-16, winning 87.3 percent of its contests. Winning consecutive SEC regular-season titles in the last two seasons, South Carolina has not finished outside the SEC's top four in four campaigns. Nationally, 67 straight AP Poll appearances is the new program record.

In the last two seasons, three Gamecocks have earned All-America honors, including two on the 2015-16 squad, and seven have earned All-SEC selection, including three on this season's roster.

Quick Facts

The University

Location: Columbia, S.C.

Founded: 1801

Enrollment: 32,972

Colors: Garnet (PMS 202C) and Black

Nickname: Gamecocks

Conference: Southeastern

President: Dr. Harris Pastides

Athletics Director: Ray Tanner

Facility: Colonial Life Arena (18,000)

Coaching Staff

Head Coach: Dawn Staley

Alma Mater: Virginia, 1992

Overall Record: 349-154 (16th season)

School Record: 177-74 (8th season)

Assoc. Head Coach (Alma Mater):

Lisa Boyer (Ithaca, 1979)

Assistant Coaches (Alma Mater):

Nikki McCray-Penson (Tennessee, 1995)

Fred Chmiel (Excelsior, 2001)

Team Information

2014-15 Record: 34-3

Home: 16-0 Away: 9-2 Neutral: 9-1

SEC Record (Finish): 15-1 (T-1st)

Home: 8-0 Away: 7-1

Letterwinners Returning/Lost: 11/3

Starters Returning/Lost: 3/2

Program History

First Year of Women's Basketball: 1974-75

All-Time Record: 757-503 (42nd season)

All-Time SEC Record: 142-200 (25th season)

NCAA Appearances (Last): 12 (2015)

NCAA Tournament Record: 17-12

2015 NCAA Result: Final Four; L, 65-66, Notre

Dame; Tampa, Fla.

WNIT Appearances (Last): 4 (2011)

WNIT Record: 3-4

Media Relations

Women's Basketball Contact: Diana Koval

Office: 803.777.7977

Cell: 314.369.6050

Email: dkoval@mailbox.sc.edu

Press Row Phone: 803.777.6182

Athletics Department on the Web

Website: GamecocksOnline.com

Twitter: @GamecocksOnline

Instagram: @GamecocksOnline

Facebook: Facebook.com/GamecocksOnline

YouTube: YouTube.com/GamecocksOnline

Women's Basketball on Twitter

Team: @GamecockWBB

Head Coach: @DawnStaley

Trending Now...

- South Carolina leads the nation in free throw attempts per game at 24.1, and that numbers has gotten a boost recently. In the last five games, the Gamecocks have taken 25.4 free throws per game, including 28.0 in the last three games.
- Three out of South Carolina's last four games have been against nationally ranked opponents, including two top 10s, with the Gamecocks winning those three games by an average of 7.7 points.
- South Carolina has been especially dominant inside the last three games, averaging 43.3 points in the paint.
- In the last three games, South Carolina has assisted on 65.4 percent of its made field goals.
- In the Gamecocks' last three games that were within single digits in the last five minutes, they went 16-of-20 (.800) from the free throw line.

By the Numbers

2	4	8.0	45
----------	----------	------------	-----------

- Gamecocks averaging a double-double in the team's nine games against ranked opponents this season – A'ja Wilson (20.0 ppg/10.7 rpg) and Alaina Coates (12.3 ppg/10.6 rpg)
- Gamecocks named to the Wooden Midseason Top 20, making South Carolina one of four programs with multiple entries
- Stats in which sophomore forward A'ja Wilson ranks among the SEC's top five – blocks (1st), double-doubles (2nd), rebounding (3rd), field goal percentage (3rd) and scoring (5th)
- Double-doubles in the last five games by junior center Alaina Coates
- Of South Carolina's 10 SEC games that have been against a nationally ranked team, including three top-10 matchups
- Stats in which South Carolina leads the SEC in league play – scoring (73.1), scoring margin (+15.8), field goal percentage (.466), 3-point field

- goal percentage (.325), assists (15.0) and assist-to-turnover ratio (1.0)
- Of the highest attended women's basketball games in the nation this season that were played at Colonial Life Arena, including three of the top five
- Points per SEC game scored by senior guard Khadijah Sessions, who averaged just 4.9 per league game last season
- Games in which Tina Roy has hit at least three 3-pointers, including six in SEC play
- Double-doubles by junior center Alaina Coates this season, matching her 2014-15 total
- Second-half points by Tiffany Mitchell at Texas A&M (Jan. 31), the most by a Gamecock in one half of an SEC game this season
- Double-doubles by the Gamecocks this season, the most of any team in the league
- Consecutive wins at Colonial Life Arena for the Gamecocks, the longest active streak in the nation
- Percent shooting by the Gamecocks in the fourth quarter of tight games (within single digits in the final 5:00)

Connecticut Series Notes

The Huskies have won all three games of the series, but just one has taken place since anyone on either team joined her program – last season's 87-62 UConn win in Storrs on Feb. 9, 2015.

That game saw the Gamecocks' veterans handle the pressure of carrying the No. 1 ranking into Gampel Pavilion, whose fans were accustomed to seeing the home team hold that title. Then-senior Aleighsa Welch posted a double-double with 17 points and 11 rebounds, including seven offensive, with then-juniors Tiffany Mitchell netting 17 points, including three 3-pointers, and Khadijah Sessions adding eight points. Off the bench, then-freshman A'ja Wilson added 10 points and six rebounds off the bench. The quartet shot 46.7 percent from the field, but the rest of the team managed just 5-of-21 shooting, of which then-sophomore Alaina Coates accounted for 3-of-6 accuracy for six points. The Huskies shot 55.4 percent from the field with four of

Gamecocks in the Rankings

(thru games of 2/5)

Team	SEC	NCAA	Actual	Alaina Coates	SEC	NCAA	Actual
Scoring Offense	2	24	75.8	Scoring	12	—	12.9
Scoring Defense	4	37	56.5	Rebounding	1	28	10.0
Scoring Margin	2	8	+19.3	FG Percentage	1	1	.691
Field Goal Percentage	1	11	.466	FT Percentage	15	—	.550
Field Goal %age Def.	2	21	.349	Blocks	5	101	1.5
3-Point FG %age	6	148	.314	Off. Rebounds	10	—	3.0
3-Point FG %age Def.	4	51	.279	Double-Doubles	1	13	12
3-Point FG Made/Gm.	7	191	5.3	Tiffany Mitchell	SEC	NCAA	Actual
Free Throw Percentage	11	275	.653	Scoring	8	207	14.6
Rebounding Offense	4	—	41.5	FT Percentage	3	84	.814
Rebounding Defense	3	—	33.0	3FG Made/Game	10	—	1.3
Rebounding Margin	2	26	+8.5	Tina Roy	SEC	NCAA	Actual
Assists	6	62	15.0	3FG Percentage	2	93	.369
Steals	9	128	8.4	3FG Made/Game	5	159	2.0
Turnover Margin	9	131	+1.1	Khadijah Sessions	SEC	NCAA	Actual
Turnovers	—	45	14.0	Steals	7	145	2.0
Assist-to-Turnover Ratio	1	46	1.1	A'ja Wilson	SEC	NCAA	Actual
Blocked Shots	1	19	5.5	Scoring	5	97	16.7
Home Attendance Avg.	1	1	14,557	Rebounding	3	61	9.2
				FG Percentage	3	37	.537
				FT Percentage	10	—	.693
				Blocks	1	10	3.2
				Off. Rebounds	12	—	3.0
				Double-Doubles	2	31	10

their five starters reaching double figures, including a pair of 20-point scorers with Breanna Stewart among them.

South Carolina's results vs. Connecticut since the arrival of head coach Dawn Staley:

Date	W/L	Score	Site	Rank (SC/UC)
2/9/15	L	62-87	A	1/2
12/28/08	L	48-77	H	-1
12/17/07	L	39-97	A	-/2

Home Sweet Home

The Gamecocks are riding a 45-game win streak at Colonial Life Arena into today's game – the longest active home win streak in the nation, leading UConn's 44-game stretch. Prior to this season's 11-0 mark, South Carolina turned in back-to-back perfect seasons, going 16-0 at home in 2013-14 and 2014-15. The Gamecocks' last loss at Colonial Life Arena was a 50-48 decision to No. 14 Texas A&M on Feb. 10, 2013.

South Carolina is 405-155 (.723) at home, including a 160-58 (.734) record at Colonial Life Arena. Head coach Dawn Staley owns a 94-25 (.790) record at home.

Ranked Readings

The Gamecocks have played nine games against ranked teams this season and have three more on the schedule, all coming in the next three outings.

This season against ranked teams, South Carolina averages 70.4 points on 43.8 percent field goal shooting while holding its opponent to 61.4 points per game on 35.5 percent shooting. Sophomore forward A'ja Wilson leads the offense with 20.0 points per game to go with her 10.7 rebounds per outing. Junior center

Alaina Coates also averages a double-double against ranked teams this season – 12.3 points, 10.6 rebounds. Senior guard Tiffany Mitchell adds 13.6 points per game against ranked opponents.

After posting a 22-8 record against ranked opponents since the start of the 2013-14 season, head coach Dawn Staley has a 34-42 mark vs. the nation's best teams during her South Carolina tenure, highlighted by a 22-8 mark when the Gamecocks carry a better ranking than their opponent into the contest.

This season, South Carolina is 9-0 against ranked opponents. The Gamecocks' 10 wins against ranked foes in 2014-15 set a program record, topping the eight wins of the 1979-80 squad. Of last season's 10 wins, five came against a top-10 foe. This season, four of the nine ranked wins have been against top-10 teams.

No. 1 vs. No. 2

Tonight marks South Carolina's third involvement in a No. 1-vs.-No. 2 women's basketball game and the second time it has happened in Columbia. In addition to last season's showdown in Storrs, in which then-No. 2 UConn defeated then-No. 1 South Carolina, the then-No. 2 Gamecocks hosted then-No. 1 Louisiana Tech at Carolina Coliseum on Jan. 8, 1982. The Lady Techsters won 71-58.

SEC Story

Head coach Dawn Staley has steadily lifted the Gamecocks' national profile by building the Gamecocks into a consistent SEC contender with back-to-back regular-season titles, shirking decades of difficulty in the nation's best women's basketball conference.

Current Streaks

	Total	Home	Road	Neut.
Overall	W22	W45	W8	W3
SEC	W10	W23	W5	—
Non-Conference	W12	W24	W3	W3
Ranked Teams	W9	W10	W3	W1

#TheShowSC

South Carolina head coach Dawn Staley selected this season's theme as "The Show" to recognize all the elements that go into what has become one of the nation's premier programs. For the first time the theme is not focused on the team itself. Instead, Staley wanted to showcase the state of South Carolina, the fans, the band, the cheerleaders, the program, the University and how they have come together to support her team.

In her eighth season at the helm, Staley boasts a 77-43 (.642) SEC regular-season record and has finished outside the league's top five just twice – an unprecedented achievement for a program that had finished INSIDE the top five only two times in the previous 17 seasons. Staley's 77 wins include now five seasons of double-digit league victories – 10 in 2012, 11 in 2013, an SEC-best 14 in 2014 and 15 in 2015, and currently 10 in 2016.

Staley's SEC regular-season record includes a 43-18 (.705) mark at home and a 34-25 (.576) slate on the road.

Poll Position

South Carolina remains at No. 2 in the nation in both polls this week, marking the 31st-straight time the Gamecocks have been ranked among the nation's top three teams. South Carolina has held a top-10 position in the Associated Press poll for 42 straight weeks and been ranked in the AP top 25 for 67 consecutive weeks (beginning Dec. 10, 2012), breaking the school record of 62 from Feb. 27, 1979 through Jan. 9, 1983.

Strength in Numbers

Based on cumulative opponent winning percentage, South Carolina currently has the 20th toughest schedule in the nation. The 26 teams the Gamecocks will face this season have a current winning percentage of .618. The SEC and Pac-12 dominate the top 30 schedules with six and seven entries, respectively.

With 11 games away from Columbia so far this season, the Gamecocks are second in the RPI – best in the SEC with Tennessee (13), Kentucky (17) and Texas A&M (18) also among the top 20. Four others – Florida (21), Georgia (26), Mississippi State (29) and Missouri (30) – are in the top 50.

Location, Location, Location

South Carolina averages 40.3 points in the paint this season, making up 53.1 percent of the Gamecocks' offense. No opponent has out-scored South Carolina in the paint this season with the Gamecocks out-pacing their opponents in that space by 18.4 points per game.

In nine games against ranked opponents this season, South Carolina has out-scored its foes in the paint by 16.2 points per game. The Gamecocks average 14.2 points in the paint per game more than their SEC opponents.

South Carolina's interior advantage has been at least 20 points in 10 of the team's 22 games this season,

2015-16 Awards

Alaina Coates

Naismith Early Season Watch List
Wooden Award Watch List
SEC Player of the Week (Jan. 26-Feb. 1)
Preseason All-SEC First Team (Media, Coaches)

Bianca Cuevas

Rainbow Wahine Showdown All-Tournament

Tiffany Mitchell

USBWA Ann Meyers Drysdale Midseason List
Wooden Award Midseason Top 20
Naismith Early Season Watch List
Dawn Staley Award Watch List
Senior CLASS Award candidate
Preseason All-America (AP, Lindy's, Athlon, SI, ESPN)
Preseason All-SEC First Team (Media, Coaches)
Preseason SEC Player of the Year (Media, Coaches)

A'ja Wilson

USBWA Ann Meyers Drysdale Midseason List
Wooden Award Midseason Top 20
2015 USA Basketball Female Athlete of the Year
Naismith Early Season Watch List
Rainbow Wahine Showdown Tournament MVP
Preseason All-America 2nd Team (Lindy's, SI, ESPN)
Preseason All-America Honorable Mention (AP)
Preseason All-SEC First Team (Media, Coaches)
SEC Player of the Week (Nov. 13-16; Nov. 24-30; Dec. 1-7; Jan. 12-18)
ESPN National Player of the Week (Jan. 12-18)

2015-16 Double-Doubles

Alaina Coates (12)

11/13	Ohio State	17 pts/13 rebs
11/22	at UCLA	12 pts/12 rebs
12/13	Winthrop	29 pts/16 rebs/10 blks
12/16	Hampton	22 pts/12 rebs
12/20	vs. East Carolina	10 pts/15 rebs
1/3	Arkansas	11 pts/10 rebs
1/7	at Vanderbilt	11 pts/10 rebs
1/10	Missouri	13 pts/12 rebs
1/21	at Auburn	17 pts/10 rebs
1/28	Ole Miss	13 pts/14 rebs
1/31	at Texas A&M	12 pts/10 rebs
2/4	Kentucky	27 pts/13 rebs

Sarah Imovbioh (1)

11/15	UNCG	14 pts/11 rebs
-------	------	----------------

A'ja Wilson (10)

11/13	Ohio State	20 pts/14 rebs
11/15	UNCG	19 pts/10 rebs
11/22	at UCLA	11 pts/10 rebs
11/27	vs. Arizona State	18 pts/11 rebs
12/6	Duke	28 pts/11 rebs
12/20	vs. East Carolina	15 pts/10 rebs
1/3	Arkansas	11 pts/10 rebs
1/10	Missouri	11 pts/11 rebs
1/14	at Kentucky	26 pts/13 rebs
1/31	at Texas A&M	27 pts/10 rebs

Gamecocks in 2015-16 National Polls

Poll	Pre	11/16	11/23	11/30	12/7	12/14	12/21	12/28	1/4	1/11	1/18	1/25	2/1	2/8	2/15	2/22	3/1	3/8	3/16	Final
Associated Press	2	2	2	2	2	2	2	2	2	2	2	2	2	2	2	2	2	2	2	2
Coaches	2	2	2	2	2	2	2	2	2	2	2	2	2	2	2	2	2	2	2	2

including three games against ranked teams – #6/10 Ohio State (32), #16/18 Arizona State (26) and #15/10 Texas A&M (20). The season-high advantage of 34 points has happened twice – against Arkansas (Jan. 3) and UNCG (Nov. 15).

Be Aggressive

Led by arguably among the best frontcourts in the nation, South Carolina averages leads the country with 24.1 free throw attempts per game. The Gamecocks' 531 total attempts is second in the nation behind SIUE's 538 in 23 games. South Carolina's 347 made free throws are seventh in the nation.

Balancing Act

Six different Gamecocks have been the team's high scorer in a game at least once, but often the high scorer has several teammates on her heels. In a constant search for balance, the Gamecocks' top scorer in a game has accounted for less than one-third of the team's points in all but six games. Overall, three Gamecocks average double-figure points – A'ja Wilson 16.7 ppg, Tiffany Mitchell 14.6, Alaina Coates 12.9 – with three others scoring at least 6.5 points per game – Bianca Cuevas 6.7 ppg, Tina Roy 6.6, Khadijah Sessions 6.5.

In SEC play, the balance of offense is only slightly contracted with Wilson at 16.0, Mitchell at 15.1 ppg and Coates at 12.4 to go along with Roy's 8.9 ppg and Sessions' often timely 8.0 ppg.

Diversified Assets

Head coach Dawn Staley has compiled an arsenal of offensive weapons that keeps growing throughout the season with no one Gamecock consistently dominating the stat line, especially on offense.

While nine different Gamecocks have been the team's top scorer in at least one quarter this season, no Gamecock has led the team in scoring for all four quarters of a game. A single player has topped the team in three quarters just eight times – Alaina Coates (Winthrop, Kentucky), Tiffany Mitchell (at Clemson, at Vandy) and A'ja Wilson (vs. CSUB, Duke, at Kentucky, Texas A&M). Conversely, a different player has led each quarter of a game eight times (Ohio State, UNCG, Hampton, vs. East Carolina, Arkansas, Missouri, at Auburn, Ole Miss).

A Little Help From My Friends

Playing under one of the best point guards in U.S. women's basketball history, South Carolina has always been committed to finding the teammate with the best shot, and the Gamecocks currently lead the SEC with 15.0 assists per conference game. After assisting on just 45.9 percent of its field goals (158 of 344) in non-

Team Specialty Stats

South Carolina-Opponent

	Pts. in Paint	Pts. Off TOs	2nd Chance Pts	Fast Break Pts
11/13 OSU	52-20	20-14	21-8	16-9
11/15 UNCG	52-18	29-4	16-10	13-8
11/18 at Clem.	24-16	21-2	22-11	8-0
11/20 at UCLA	30-20	8-17	10-9	4-6
11/27 vs. ASU	42-16	18-20	8-9	2-0
11/28 vs. CSUB	48-20	16-7	7-7	2-0
11/29 at Hawaii	36-18	23-5	12-11	6-0
12/6 Duke	42-24	15-6	18-9	15-6
12/13 Winthrop	50-18	20-9	14-10	19-6
12/16 Hampton	42-22	7-18	17-1	2-10
12/20 vs. ECU	46-18	16-6	17-11	2-0
12/22 Elon	40-32	21-17	14-10	9-8
1/3 Ark.	44-10	28-8	20-5	16-2
1/7 at VU	30-30	12-12	6-9	10-6
1/10 Mizzou	34-22	17-9	10-7	14-4
1/14 at UK	38-34	16-9	15-12	0-12
1/17 TAMU	42-22	24-19	8-9	10-10
1/21 at Aub.	36-16	16-15	9-14	8-4
1/24 at MSU	28-10	4-13	6-4	14-6
1/28 Miss.	46-34	18-8	17-7	15-8
1/31 at TAMU	40-24	22-15	14-16	10-17
2/4 UK	44-38	15-13	17-15	12-8
2/8 UConn				
2/11 Fla.				
2/15 at Tenn.				
2/18 Ga.				
2/22 at Ala.				
2/25 at Miss.				
2/28 LSU				
<i>Season Avg.</i>	<i>40.3-21.9</i>	<i>17.5-11.2</i>	<i>13.5-9.3</i>	<i>9.4-5.8</i>
<i>SEC Avg.</i>	<i>38.2-24.0</i>	<i>17.2-12.1</i>	<i>12.2-9.8</i>	<i>10.9-7.5</i>

Starters vs. Bench Points

	SC Starters	Opp. Starters	SC Bench	Opp. Bench
11/13 OSU	58	70	30	10
11/15 UNCG	52	33	40	11
11/18 at Clem.	38	33	29	8
11/22 at UCLA	57	55	11	10
11/27 vs. ASU	39	38	21	20
11/28 vs. CSUB	56	47	34	24
11/29 at Hawaii	46	36	21	15
12/6 Duke	64	45	2	10
12/13 Winthrop	55	30	31	7
12/16 Hampton	69	35	17	15
12/20 vs. ECU	58	47	30	10
12/22 Elon	59	52	19	11
1/3 Ark.	65	24	20	8
1/7 at VU	50	35	21	26
1/10 Mizzou	54	38	29	20
1/14 at UK	59	51	14	11
1/17 TAMU	50	53	9	5
1/21 at Aub.	47	44	27	14
1/24 at MSU	45	46	12	5
1/28 Miss.	52	38	29	24
1/31 at TAMU	69	53	1	10
2/4 UK	63	46	15	22
2/8 UConn				
2/11 Fla.				
2/15 at Tenn.				
2/18 Ga.				
2/22 at Ala.				
2/25 at Miss.				
2/28 LSU				
<i>Season Avg.</i>	<i>54.8</i>	<i>43.0</i>	<i>21.0</i>	<i>13.5</i>
<i>SEC Avg.</i>	<i>55.4</i>	<i>42.8</i>	<i>17.7</i>	<i>14.5</i>

conference action, in league play, South Carolina has rediscovered its roots, handing out assists on 150 of 258 made field goals (58.1 percent). Senior Tiffany Mitchell, who is the Gamecocks second-leading scorer in SEC games (15.1 ppg), also leads the team in assists (2.8 apg).

Overall, South Carolina has assisted on at least 50.0 percent of its field goals in 15 games, including four games of over 70.0 percent. The Gamecocks' 24 assists on 31 made field goals against Ole Miss (Jan. 28) was a season-best 77.4 percent. In the last five games, South Carolina has assisted on 64.6 percent of its field goals (82 of 127).

Power of 3s

With such a notable frontcourt, South Carolina's

outside shooting is an often overlooked but formidable weapon. It has been on full display in SEC action, during with the Gamecocks are shooting a league-high 32.5 percent from outside the arc. For the season, South Carolina averages 5.3 made 3s, the highest average since the 2001-02 squad made 5.4 per game.

In league play, senior Tina Roy has been the Gamecocks' premier long-range shooter and leads the SEC with 2.7 per game while ranking second in percentage at .409 (27-of-66) accuracy. She has made at least four 3-pointers in four SEC games so far this season, hitting three in two others. Overall, her 36.9 percent 3-point accuracy is second in the SEC.

Senior Moments

South Carolina's four four-year seniors – Asia Dozier, Tiffany Mitchell, Tina Roy, Khadijah Sessions – have been a huge part of the Gamecocks' undefeated record, especially since SEC play began. After accounting for 36.5 percent of South Carolina's offense in non-conference play, the quartet averages 33.1 points per SEC game to make up 45.3 percent of the Gamecocks' league-best 73.1 points per game.

Crunch Time

This season 10 games have been in the balance late with the teams within single digits in the last five minutes – #6/10 Ohio State, at UCLA, vs. #16/18 Arizona State, #14/13 Duke, at Vanderbilt, at #9/9 Kentucky, #15/11 Texas A&M, at #10/10 Mississippi State, at #10/10 Texas A&M, #18/18 Kentucky – including five in which South Carolina trailed at halftime. The Gamecocks have won all nine of those outings behind offensive efficiency and defensive rebounding in the closing moments.

In the last five minutes of those 10 games, the Gamecocks shot 59.1 percent while allowing just 33.0 percent to their opponent, and South Carolina out-

All-Time Records vs. SEC Teams

Opponent	Overall	Under	SEC	SEC	H	A	N	Streak	Last
		Staley	Season	Tourn.					
Alabama	21-15	11-0	16-12	2-2	11-5	8-8	2-2	Won 11	W: 85-54, 1/29/15 (H)
Arkansas	15-17	8-3	14-15	1-2	9-5	5-10	1-2	Won 7	W: 85-32, 1/3/16 (H)
Auburn	19-21	7-3	14-15	1-1	11-7	7-12	1-2	Won 4	W: 74-58, 1/21/16 (A)
Florida	14-20	6-4	12-18	0-2	6-10	8-8	0-2	Won 6	W: 77-42, 1/19/15 (A)
Georgia	10-33	6-6	7-21	2-2	4-14	3-15	3-4	Won 3	W: 58-35, 2/5/15 (A)
Kentucky	24-33	8-9	20-25	0-2	17-9	7-20	0-4	Won 2	W: 78-68, 2/4/16 (H)
LSU	9-22	6-5	7-22	2-0	4-10	3-12	2-0	Won 5	W: 74-54, 3/7/15 (N)
Ole Miss	19-17	9-2	15-12	2-4	11-4	6-8	2-5	Won 7	W: 81-62, 1/28/16 (H)
Miss. State	16-16	7-3	15-14	0-2	10-5	6-9	0-2	Won 7	W: 57-51, 1/24/16 (A)
Missouri	4-1	3-1	3-1	—	2-0	1-1	1-0	Won 3	W: 83-58, 1/10/16 (H)
Tennessee	4-45	3-8	2-26	1-3	2-19	1-21	1-5	Won 2	W: 62-46, 3/8/15 (N)
Texas A&M	3-3	3-3	3-2	0-1	2-1	1-1	0-1	Won 3	W: 70-63, 1/31/16 (A)
Vanderbilt	13-21	8-2	13-18	0-2	7-8	5-11	0-2	Won 6	W: 71-61, 1/7/16 (A)
Totals	171-264	85-49	142-200	11-23	94-97	61-136	13-30	Won 13	

rebounded its opponents 57-40 in that segment of the game, including grabbing 63.9 percent of the available defensive rebounds (39 of 61).

In the fourth quarter of those 10 games, South Carolina has shot over 50.0 from the field eight times, including five games of at least 60.0 percent. The best fourth-quarter showing was 7-of-10 (.700) at Mississippi State, during which the Gamecocks missed just one field goal in the final five minutes to seal the win.

Offensive Operation

Head coach Dawn Staley is often thought of as a defensive coach, but she has steadily built an efficient offensive team over the last few seasons, culminating in the 2014-15 squad's 75.9 points per game (fourth-best in program history and the first new entry in the top five since 1993-94) on 48.4 percent shooting. That group ranked 18th in the nation in scoring and fourth in field goal percentage.

This season, the Gamecocks are 24th in the nation in scoring average (75.8) and 11th in field goal percentage (.466).

Here's a look at the offense's growth over the last six

seasons.

Season	PPG (rank)	FG%age (rank)
2015-16	75.8 (24th)	.466 (11th)
2014-15	75.9 (18th)	.484 (4th)
2013-14	72.9 (63rd)	.474 (6th)
2012-13	61.3 (183rd)	.390 (155th)
2011-12	61.2 (180th)	.398 (121st)
2010-11	58.7 (253rd)	.380 (223rd)

Getting Defensive

South Carolina has been a defensive juggernaut under head coach Dawn Staley, ranking among the nation's top 35 in scoring defense for the last five seasons, including three seasons among the top 10. While the Gamecock offense has grown, the attention to defense has not with opponent field goal percentage ranking among the nation's top 25 each of the last three seasons.

This season, South Carolina has held its opponents to just 56.5 points per game on 34.9 percent shooting to rank 37th and 21st in the nation, respectively. The Gamecocks have yielded over 65 points just three times this season, and only six opponents have shot at least 40.0 percent against South Carolina with just one hitting 45.0 percent.

Here's a look at the defense's dominance over the last five seasons:

Season	Opp. PPG	Opp. FG%age
2015-16	56.5 (37th)	.349 (21st)
2014-15	54.1 (12th)	.349 (10th)
2013-14	55.8 (8th)	.346 (5th)
2012-13	50.3 (5th)	.354 (32nd)
2011-12	51.4 (4th)	.376 (108th)

Call in The Closer

Head coach Dawn Staley and senior guard Tiffany Mitchell share many traits, but their loathe for losing is likely the strongest similarity between the two. And, in the last three seasons, the skipper has called on The Closer to deliver in tough situations – a role that merited back-to-back SEC Player of the Year and All-America status for the Charlotte, N.C., native.

While Mitchell ceded the role early in the season as she recovered from injury, the Gamecocks' star is shining once again under the harshest spotlights. South Carolina has played six tight games this season (within nine points in the final 5:00), tied or trailing at halftime in four of them – at Vanderbilt (Jan. 7), at #9/9 Kentucky (Jan. 14), vs. #15/11 Texas A&M (Jan. 17), at #10/10 Texas A&M (Jan. 31).

Mitchell played in the second half of five of those close SEC games (missing the UK game due to first-half injury), leading the team with 11.0 points per second half along with 1.2 assists, 1.4 steals and 2.2 rebounds. That scoring average includes 6.4 points per fourth quarter. In the six first halves, she averaged 6.2 points, 1.2 assists, 0.7 steals and 0.5 rebounds.

At Vanderbilt (Jan. 7), eight of Mitchell's 22 points game in the fourth quarter. At #9/9 Kentucky (Jan. 14), nine of her 16 points came in the second half, including a fourth-quarter tip-in of a missed free throw that helped spark a 12-0 run. At #10/10 Mississippi State (Jan. 24), nine of her 21 points came in the fourth quarter, including five straight to stretch a one-point lead into six and two free throws with :10 to play. At #10/10 Texas A&M (Jan. 31), 18 of her 20 points came in the second half, including seven during 13-2 fourth-quarter run the delivered seven-point lead with 3:38 to

play and two more on a pair of free throws in a four-point game with :34 to go.

Quality vs. Quantity

Senior point guard Khadijah Sessions embodies head coach Dawn Staley's theory that her position is one of service to others. Last season, Sessions averaged 4.5 points per SEC game on 40.1 percent shooting, which left most opponents focusing on stopping every other Gamecock on the floor. The veteran honed her shot and her confident this summer, and, this season, SEC foes have continued their defensive philosophy at their own peril.

Sessions is enjoying a career-best .500 field goal percentage this season, including 53.1 percent in SEC play, during which she is 8-of-18 (.444) from 3-point range. She averages 8.0 points per league game while still averaging 2.1 assists and 2.1 steals. Last season, Sessions contributed just 4.9 points per SEC game, shooting 46.0 percent from the field, including 33.3 percent from outside the arc.

In the Gamecocks' 10 games that were within single digits with 5:00 remaining, Sessions is shooting 75.0 percent (6-of-8) in that time, including 2-of-3 from 3-point range. In the six SEC games in that group, her numbers rise to 6-of-7 (.857) from the field and 2-of-2 from 3-point range, and she is tied with Tiffany Mitchell for the team lead with a 3.2 scoring average during that time.

With the Gamecocks leading by one with 4:24 to go at Vanderbilt (Jan. 7), Sessions hit two 3-pointers over the next 2:00 to twice turn back the Commodores. In the final 2:34 against #15/11 Texas A&M (Jan. 17), she picked up a steal then delivered the game-winning free throw after forcing the action following a game-tying layup by the Aggies with :03 on the clock. At #10/10 Mississippi State (Jan. 24), Sessions buried a pair of pull-up jumpers to turn back the Bulldogs, the second of which came in a two-point game with 30 seconds to

Miscellaneous Stats

Triple-Doubles	2015-16	Career	Record
Alaina Coates	1	1	1-0

Double-Doubles	2015-16	Career	Record
Alaina Coates	12	34	33-1
A'ja Wilson	10	15	14-1
Sarah Imovbioh	1	1	1-0
Tiffany Mitchell	0	4	4-0

20+ Points	2015-16	Career	Record
A'ja Wilson	6	11	10-1
Tiffany Mitchell	3	16	16-0
Alaina Coates	3	13	10-1
Bianca Cuevas	1	2	2-0
Tina Roy	1	1	1-0

10+ Points	2015-16	Career	Record
Tiffany Mitchell	21	95	86-9
A'ja Wilson	17	46	43-3
Alaina Coates	16	63	60-3
Tina Roy	6	18	16-2
Bianca Cuevas	6	14	14-0
Khadijah Sessions	5	25	24-1
Jatarie White	2	4	4-0
Sarah Imovbioh	2	2	2-0
Asia Dozier	1	14	13-1

10+ Rebounds	2015-16	Career	Record
Alaina Coates	14	39	38-1
A'ja Wilson	11	16	15-1
Sarah Imovbioh	3	3	3-0
Tiffany Mitchell	0	7	6-1
Asia Dozier	0	1	1-0

5+ Assists	2015-16	Career	Record
Tiffany Mitchell	3	14	14-0
Khadijah Sessions	3	13	13-0
Asia Dozier	3	11	11-0
Bianca Cuevas	1	6	6-0
Alaina Coates	1	1	1-0
Tina Roy	0	5	5-0

5+ Steals	2015-16	Career	Record
Bianca Cuevas	1	1	1-0
Tiffany Mitchell	0	8	8-0

5+ Blocks	2015-16	Career	Record
A'ja Wilson	3	4	3-1
Alaina Coates	1	4	4-0

Games Led Team In...

(Tied for team lead in each category included)

Scoring	2015-16	Career	Record
A'ja Wilson	10	25	23-2
Tiffany Mitchell	7	44	42-2
Alaina Coates	4	16	15-1
Tina Roy	2	4	4-0
Bianca Cuevas	1	3	3-0
Khadijah Sessions	0	3	2-1
Asia Dozier	0	2	2-0

Rebounding	2015-16	Career	Record
Alaina Coates	15	49	47-2
A'ja Wilson	10	19	18-1
Sarah Imovbioh	2	2	2-0
Jatarie White	1	1	1-0
Tiffany Mitchell	0	10	9-1

Assists	2015-16	Career	Record
Khadijah Sessions	7	29	27-2
Tina Roy	7	17	17-0
Tiffany Mitchell	6	35	33-2
Asia Dozier	4	17	17-0
Alaina Coates	2	3	3-0
Bianca Cuevas	1	9	8-1
Sarah Imovbioh	1	1	1-0

2015-16 Scoring Differentials

Largest lead in a win.....	by 52 (84-32), 4th-3:11, vs. Winthrop, 12/13
Largest deficit overcome to win.....	by 11 (19-30), 2nd-3:43 at Kentucky, 1/14
Largest lead given up in a loss.....	
Largest deficit in a loss.....	

play, setting up her fellow seniors for the game-clinching free throws. At #10/10 Texas A&M (Jan. 31), in the final 5:23, Sessions hit a transition layup, assisted on Tiffany Mitchell's 3-pointer that made it a seven-point game, blocked a 3-point attempt and hit two free throws with 46 seconds to play to help seal the win. In putting away #18/18 Kentucky (Feb. 4), which trailed by just two with 2:39 to play, Sessions swiped a steal, hit a free throw and converted a transition layup as part of the 10-2 run that closed the game.

All-Around All-American

Senior guard Tiffany Mitchell's ability to take over games has powered the Gamecocks to some of their most dynamic victories, but her all-around effort and impact has never been limited to the big moments or to the offensive end. The Charlotte, N.C., native's greatness is felt in every possession of every game, and this season's SEC numbers back that up.

In league play, Mitchell ranks among the league's top 10 in five categories and comes in 11th in another. Her 15.1 points per league game are sixth in the league as are her 2.0 steals per game. She is fourth in field goal percentage (.427) and free throw percentage (.814), and she comes in 10th with 2.8 assists per game. Mitchell is 11th in 3-pointers made per game (1.4) as well.

Another All-Around Contender

Sophomore forward A'ja Wilson rivals her teammate Tiffany Mitchell in comprehensive impact on the game, matching Mitchell's five stats among the league's top 10 in SEC play and adding a 12th-place entry in another. And, while Wilson may have joked about aiming to become the SEC Defensive Player of the Year this season, she has been changing the game on both sides of the ball.

In SEC play, the 6-foot-5 forward leads the league in field goal percentage (.526) and blocks per game (3.3). Her 9.1 rebounds per game are fourth best, and her team-high 16.0 points per game place her fifth in the league. Hitting 70.2 percent from the free throw line, she is 10th in the conference, and her 2.8 offensive rebounds per game are 12th best.

Overall this season, Wilson ranks among the SEC's top five in scoring (5th, 16.7 ppg), rebounding (3rd,

9.2 rpg), field goal percentage (3rd, .537), blocks (1st, 3.2 bpg) and double-doubles (2nd, 10). She has been the team's top scorer 10 times, and her 17 double-digit scoring games include six 20-point outings.

Quarter Breakdown

Through 88 quarters this season, South Carolina has out-scored its opponent 63 times with the Gamecocks topping their foe by double digits 18 times, including a season-high differential of 26 (35-9) in the second quarter against Arkansas (Jan. 3). This season's best first-quarter advantage is 19 (26-7) against Winthrop (Dec. 13), third-quarter margin is 22 (29-7) against Arkansas (Jan. 3) and fourth-quarter edge is 17 (27-10) vs. Hampton (Dec. 16). South Carolina has shot at least 50.0 percent in 41 quarters this season with a high of 80.0 percent (8-of-10) in the third quarter against Hampton.

South Carolina's offensive efficiency builds steadily throughout the game as opponents begin to feel the effects of the Gamecocks' formidable frontcourt with 29 of the 41 quarters in which South Carolina has shot at least 50 percent coming in the second half. The Gamecocks shoot a game-high 52.2 percent in the fourth quarter with the third quarter just behind at 50.5 percent.

Similarly, opponents' shooting percentages steadily decline throughout the game. Of the 10 lowest shooting percentage quarters for opposing teams, six have been in the second half, including two of the four lowest.

A more detailed look at the quarter-by-quarter production for the Gamecocks and their opponents.

Qtr.	SC/Opp	SC/Opp	SC/Opp
	Avg. Pts	Avg. Rebs	FG%
1	17.3/13.0	11.4/9.3	.390/.329
2	17.8/13.3	9.9/8.0	.467/.360
3	20.7/14.9	10.6/8.5	.505/.356
4	20.0/15.2	10.2/8.0	.522/.343

Individually, sophomore forward A'ja Wilson has turned in four of the eight double-digit scoring quarters this season, but senior guard Tina Roy owns the top spot with 15 points in the third quarter against Arkansas (Jan. 3). Senior guard Tiffany Mitchell has the highest first-quarter scoring total with nine against both CSUB (Nov. 28) and Winthrop (Dec. 13). Wilson owns the best mark the second quarter, turning in 11 in the

second quarter against UNCG (Nov. 15, and her 12 in the fourth quarter against Ohio State (Nov. 13) are tied with Alaina Coates' 12 against #18/18 Kentucky (Feb. 4) for that quarter's top mark.

SEC Active Leaders

Among the SEC's active leaders in eight statistical categories five different Gamecocks are among the top 10 in at least one with junior Alaina Coates leading the conference in two. Senior Tiffany Mitchell's league-high six entries is not a surprise given the breadth of her resume, but the appearance of sophomore A'ja Wilson at No. 2 on the active blocked shots list (128) may catch some observers off guard.

Mitchell headlines the South Carolina entries ranking second in scoring (1,685) and field goals made (564); third in steals (209) and 3-pointers made (155); fourth in assists (321) and ninth in rebounding (537). She is one of just two true perimeter players on the rebounding list, trailing the other in the standing by nine boards.

Coates is the league's active leader in blocks (160) and double-doubles (34). She sits third in rebounds (790) and is 10th in scoring (1,099).

Senior Khadijah Sessions holds sixth in steals (161) and eighth in assists (273). Senior Tina Roy comes in fourth on the 3-pointers made list (143).

Great Gamecock Fans

South Carolina leads the nation in average attendance at 14,511 and is one of just two programs averaging at least 10,000 fans this season. (Both are in the SEC as Tennessee joins the Gamecocks with a 10,143 average.) In fact, 10 of the top 15 attended games in NCAA Division I women's basketball this season were played at Colonial Life Arena, including seven of the top 10 and three of the top five.

Delving more deeply into the numbers, South Carolina's Colonial Life Arena's capacity of 18,000 makes it the seventh-largest women's basketball venue in the nation. South Carolina is the only one of those selling over 50 percent of their capacity as Gamecocks fans are filling Colonial Life Arena at 80.87 percent capacity, the highest of any facility seating at least 10,000 and fifth overall.

Prior to 2015-16, the Gamecocks led the nation in average attendance increase in each of the previous two



Around the SEC

(Thru 2/6)

	SEC Games			Overall		
	W	L	Pct.	W	L	Pct.
South Carolina	10	0	1.000	22	0	1.000
Mississippi St.	7	3	.700	20	4	.833
Florida	7	3	.700	19	4	.826
Tennessee	5	4	.555	14	8	.663
Texas A&M	5	4	.555	15	7	.681
Auburn	5	5	.500	15	8	.652
Georgia	5	5	.500	17	6	.739
Missouri	5	5	.500	18	5	.782
Vanderbilt	4	5	.44	15	7	.681
Arkansas	4	6	.400	9	14	.391
Kentucky	4	6	.400	15	6	.714
Alabama	3	7	.300	14	9	.608
Ole Miss	2	7	.222	10	12	.454
LSU	2	8	.200	8	15	.347

Today's Games

February 8

Vanderbilt at Arkansas, 7 p.m. (SECN)

Rankings are listed as AP/ESPN Poll
All Times Eastern; TV Network in ()

AP Top 25

(Week of Feb. 1)

1. Connecticut	20-0
2. South Carolina	21-0
3. Notre Dame	20-1
4. Baylor	21-1
5. Maryland	19-2
6. Texas	20-1
7. Ohio State	16-4
8. Arizona State	18-3
9. Oregon State	17-3
10. Florida State	18-4
11. Mississippi State	19-4
12. Texas A&M	15-6
13. Louisville	17-5
14. UCLA	16-5
15. Stanford	17-5
16. Miami (FL)	18-3
17. Michigan State	16-4
18. Kentucky	15-5
19. South Florida	15-5
20. Oklahoma	15-5
21. Missouri	18-4
22. Florida	18-4
23. Tennessee	13-8
24. Washington	16-5
25. Oklahoma State	16-4

USA Today Coaches Top 25

(Week of Feb. 1)

1. Connecticut	20-0
2. South Carolina	21-0
3. Notre Dame	20-1
4. Baylor	21-1
5. Maryland	19-2
6. Texas	20-1
7. Ohio State	16-4
8. Oregon State	17-3
9. Florida State	18-4
10. Arizona State	18-3
11. Texas A&M	15-6
12. Mississippi State	19-4
13. Louisville	17-5
14. Michigan State	16-4
15. Stanford	17-5
16. UCLA	16-5
17. South Florida	15-5
18. Kentucky	15-5
19. Oklahoma	15-5
20. Miami (FL)	18-3
21. Missouri	18-4
22. Florida	18-4
23. Syracuse	16-6
24. DePaul	17-7
25. Tennessee	13-8

seasons and paced the country in average attendance in 2014-15 at 12,293. South Carolina played in front of over 10,000 fans 15 times that season with 13 of those coming at Colonial Life Arena. The 17,156 fans that turned out for the Jan. 11 game against Kentucky were just shy of the women's basketball record of 17,712 (vs. Clemson, 11/22/02) at the facility.

Double-Double Trouble

The most recent addition to the Gamecocks' 1,000-point club, junior center Alaina Coates has the size and skill to take over games against any opponent and continues to grow more comfortable in that role. Leading the SEC with 12 double-doubles this season – matching her career high originally set in 2013-14 – she averages a double-double on the season with her SEC-best 10.0 rebounds per game and 12.9 points per outing, which ranks 12th in the league. In league play, she is only player averaging a double-double at 12.4 points and 11.2 rebounds per game.

Coates became the 31st member of the 1,000-point club in the first 30 seconds of the win over No. 20/Missouri (Jan. 10) but just the 13th member to also amass 700 career rebounds – a number she reached against the Tigers as well.

With 34 career double-doubles, during which the Gamecocks are 33-1, she is fifth in program history in that category, becoming the first new entry in the top five since Marsha Williams moved into the No. 2 spot in 1992-93 with 44. (The school record of 70 belongs to Sheila Foster, 1979-82.) With three straight double-doubles to open league play, Coates matched and then broke Williams' school record for double-doubles in SEC action, previously 11 now 16.

The SEC's active leader with 160 career blocks, Coates is third in South Carolina history in the category. She is just 17 shy of Lakesha Tolliver's (2004-07) career record of 177 and four out of second place (Elem Ibiam, 2012-15).

Mitchell's March

Senior guard Tiffany Mitchell's work ethic and competitive fire have made her an annual part of the national player of the year conversations, and expectations have been the same this season for the two-time All-American and reigning back-to-back SEC Player of the Year. Ranking among the SEC's best in numerous categories over the last three seasons, Mitchell is steadily moving up various Gamecocks' career charts as well.

Here are a few of the career benchmarks she has a chance to catch:

Category	Current	Chasing	To Go
Points	1,685 (8th)	1,714 (7th)	129
3FG Made	155 (6th)	159 (5th)	4
3FG Att.	378 (9th)	405 (8th)	27
FT Made	403 (5th)	411 (4th)	9
FT Att.	523 (6th)	545 (5th)	22
Steals	210	212 (10th)	2
Minutes	3,751 (6th)	3,755 (5th)	4
Games	126 (7th)	128 (5th)	2

Hometown Hero

Sophomore forward A'ja Wilson has lived up to her

2015-16 Roster

No.	Name	Pos.	Ht.	Yr.	Hometown/Last School
1	Bianca Cuevas	G	5-6	So.	Bronx, N.Y./Nazareth Regional
4	Doniyah Cliney	G	6-0	R-Fr.	Newark, N.J./Malcolm X Shabazz
5	Khadijah Sessions	G	5-8	Sr.	Myrtle Beach, S.C./Myrtle Beach
10	Allisha Gray*	G	6-0	Jr.	Sandersville, Ga./North Carolina
15	Tiffany Davis	G	5-7	Jr.	Houston Texas/Westbury Christian
22	A'ja Wilson	F	6-5	So.	Hopkins, S.C./Heathwood Hall
23	Tina Roy	G	5-11	Sr.	Kaplan, La./Kaplan
24	Sarah Imovbioh	F	6-2	Sr.	Abuja, Nigeria/Virginia
25	Tiffany Mitchell	G	5-9	Sr.	Charlotte, N.C./Providence Day
31	Asia Dozier	G/F	6-0	Sr.	Columbia, S.C./Spring Valley
35	Kaela Davis*	G	6-2	Jr.	Suwanee, Ga./Georgia Tech
40	Jatarie White	F	6-4	So.	Charlotte, N.C./Providence Day
41	Alaina Coates	C	6-4	Jr.	Irmo, S.C./Dutch Fork
44	India Farmer	F	6-0	Jr.	North Myrtle Beach, S.C./North Myrtle Beach

* indicates will sit out 2015-16 due to NCAA transfer rules

Head Coach: Dawn Staley

Assoc. Head Coach: Lisa Boyer

Assistant Coaches: Nikki McCray-Penson, Fred Chmiel

billing, both this season being selected to the watch lists for the Wooden, Naismith and the USBWA Drysdale awards and last season as the SEC Freshman of the Year, First-Team All-SEC selection and the first Gamecock freshman to earn All-America honors.

The sophomore's numbers have not just come in volume but in importance – 12 of her 20 points against #6/10 Ohio State (Nov. 13) came in the fourth quarter, including six of the team's 10 in the final 2:35; scoring and rebounding late at UCLA (Nov. 22) put Gamecocks on top in final 3:00 of tight game; three rebounds in final 18 seconds of tie game vs. #16/18 Arizona State (Nov. 27) led to game-winning free throws with 0.6 seconds to play; 20 second-half points against Duke included 12 of the team's 16 in the third quarter and six in the final 1:45 of the game; nine points of team's 15-2 fourth-quarter run broke open a 56-56 tie at #9/9 Kentucky (Jan. 14); and a blocked shot and defensive rebound in the final 13 seconds at #10/10 Mississippi State (Jan. 24).

Named SEC Player of the Week three times in the first four weeks of the season, Wilson added a fourth honor after leading the Gamecocks to comeback wins at #9/9 Kentucky and over #15/11 Texas A&M.

Zone Buster

Senior guard Tina Roy opened her fifth and final season with the Gamecocks in the starting lineup after great offseason and preseason work. The Kaplan, La., native struggled to get her shot on track early, though, and ceded her starting role after nine games. Roy returned from the holiday break with a renewed sense of urgency around practice, and the change has shown in games.

Roy kicked off 2016 by tying the school record for made 3s in an SEC game, burying seven against Arkansas (Jan. 3) and followed that with four at Vanderbilt (Jan. 7) and again at #9/9 Kentucky (Jan. 14).

Entering the season hitting 29.5 percent from 3-point range in her career, Roy is hitting 36.9 percent from behind the arc this season to rank second in the league,

including 40.9 percent in conference play, during which she leads the SEC with 2.7 3-pointers made per game.

Highest Honors

Experts have their eye on three Gamecocks in the running for national player of the year honors – senior guard Tiffany Mitchell, junior center Alaina Coates and sophomore forward A'ja Wilson. South Carolina is in elite company with that many players in the running.

The Wooden Award got the streak going, announcing its 30-player watch list, which featured all three Gamecocks. South Carolina joined UConn as the only schools with three players selected. The organization released its Midseason Top 20 on Jan. 15, tapping Mitchell and Wilson.

On both the early season and midseason watch lists for the Ann Meyers Drysdale Award, the USBWA also included Mitchell and Wilson, putting South Carolina among just three programs with multiple players recognized.

The trio also appeared on the Naismith Early Season Watch List, which included the 50 best players in the nation. South Carolina was one of three teams with three entries.

U-S-A, U-S-A

USA Basketball honored two Gamecocks for their contributions to the Americans' medal count in 2015. Head coach Dawn Staley became the first person to earn Athlete of the Year and Coach of the Year honors from USA Basketball, sharing the 2015 coaching award with Sean Miller. Sophomore forward A'ja Wilson earned USA Basketball Female Athlete of the Year honors for her MVP effort at the FIBA U19 Women's World Championship.

Two other Gamecocks also represented USA Basketball last summer. Senior Tiffany Mitchell and junior Alaina Coates on the U.S. Pan Am Games silver medal team.

Gamecocks Coming Soon!

Head coach Dawn Staley signed two Gamecocks in the early period, adding espnW Top 100 recruits Araion Bradshaw (Hyde Park, Mass./Tabor Academy) and Mikiah "Kiki" Harrigan (Pembroke Pines, Fla./Flanagan) to the South Carolina's 2016-17 roster.

Bradshaw is ranked No. 32 overall in the class and is the No. 10 guard in the group. An athletic, explosive athlete, she averaged nearly 12.0 points as a junior and was just as disruptive on the defensive end. The 5-foot-6 point guard helped Tabor Academy to the finals of the New England Prep School Athletic Council Class A Tournament and earned a spot on the All-New England Team.

Harrigan is the 12th-ranked forward in the nation and comes in at No. 74 overall in the espnW rankings. The 6-foot-2 forward averaged 15.7 points and 9.1 rebounds as a junior to earn Florida Association of Basketball Coaches Class 8A All-State first-team honors.

South Carolina's Record When...

	vs. Ranked	SEC	All
Record.....	9-0	10-0	22-0
Playing a ranked opponent.....	9-0	6-0	9-0
Playing at home	5-0	5-0	11-0
Playing on the road	3-0	5-0	8-0
Playing at neutral site	1-0	0-0	3-0
Leading at half	4-0	6-0	16-0
Trailing at half	5-0	3-0	5-0
Tied at half		1-0	1-0
Playing an overtime game	0-0	0-0	0-0
0 players score in double figures	0-0	0-0	0-0
1 player scores in double figures	0-0	0-0	0-0
2 players score in double figures	3-0	2-0	4-0
3 players score in double figures	4-0	3-0	8-0
4 players score in double figures	2-0	4-0	7-0
5 players score in double figures	0-0	1-0	3-0
More than 5 players in double figures.....	0-0	0-0	0-0
Starters out-score opponent's starters	6-0	8-0	19-0
Opponent's starters score equal/more	3-0	2-0	3-0
Bench out-scores opponent's bench	6-0	7-0	18-0
Opponent's bench scores equal/more.....	3-0	3-0	4-0
SC Starters out-score SC Bench.....	9-0	10-0	22-0
SC Bench out-scores/ties SC Starters.....	0-0	0-0	0-0
Shooting 50% or better	1-0	4-0	7-0
Shooting between 40-49%	8-0	6-0	14-0
Shooting between 30-39%	0-0	0-0	1-0
Shooting less than 30%	0-0	0-0	0-0
Opponent shoots 50% or better.....	0-0	0-0	0-0
Opponent shoots between 40-49%	2-0	5-0	7-0
Opponent shoots between 30-39%	6-0	3-0	10-0
Opponent shoots less than 30%	1-0	2-0	5-0
Shooting better than opponent.....	9-0	9-0	21-0
Shooting worse than/equal to opponent.....	0-0	1-0	1-0
Having more FTs made than opponent	8-0	8-0	19-0
Having equal/less FTs made than opponent	1-0	2-0	3-0
Out-rebounding opponent	8-0	9-0	20-0
Having equal/less rebounds than opponent	1-0	1-0	2-0
Having more TOs than opponent	5-0	3-0	7-0
Having equal or less TOs than opponent.....	4-0	7-0	15-0
Attempting more FT than 3FG.....	9-0	9-0	17-0
Attempting equal/less FT than 3FG	0-0	1-0	5-0
Making 5 or more 3FGs.....	1-0	6-0	13-0
Making less than 5 3FGs.....	8-0	4-0	9-0
Making no 3 FGs.....	0-0	0-0	0-0
Attempting 15 or more 3FGs.....	1-0	5-0	12-0
Attempting less than 15 3FGs.....	8-0	5-0	10-0

	vs. Ranked	SEC	All
No South Carolina players foul out	8-0	9-0	20-0
One or more SC players foul out.....	1-0	1-0	2-0
Assist on less than half of field goals made	4-0	1-0	7-0
Assist at least half of field goals made.....	5-0	9-0	15-0
Assist on at least 2/3 of field goals made	0-0	2-0	4-0
Scoring more pts. in paint than opponent	9-0	9-0	21-0
Scoring equal/less pts. in paint than opp.	0-0	1-0	1-0
Scoring more pts. off TOs than opponent	7-0	8-0	17-0
Scoring equal/less pts. off TOs than opp.	2-0	2-0	5-0
Scoring more 2nd-chance pts.	6-0	6-0	16-0
Scoring equal/less 2nd-chance pts.....	3-0	4-0	6-0
Scoring more fast break pts.....	6-0	7-0	17-0
Scoring equal/less fast break pts.....	3-0	3-0	5-0
Wearing white uniforms.....	6-0	6-0	14-0
Wearing black uniforms	3-0	4-0	8-0
Wearing pink uniforms	0-0	0-0	0-0
Playing in tournaments/classics	1-0		4-0
Playing on live television	8-0	10-0	20-0
Playing in November.....	2-0		7-0
Playing in December.....	0-0		5-0
Playing in January	6-0	9-0	9-0
Playing in February	1-0	1-0	1-0
Playing in March.....	0-0	0-0	0-0
Playing during the day.....	5-0	4-0	11-0
Playing at night	4-0	6-0	11-0
Playing on Sunday.....	5-0	5-0	11-0
Playing on Monday.....	0-0		0-0
Playing on Tuesday.....	0-0		1-0
Playing on Wednesday.....	0-0		2-0
Playing on Thursday.....	2-0	5-0	5-0
Playing on Friday	2-0		2-0
Playing on Saturday.....	0-0		1-0
Margin is less than 5 pts.	2-0	1-0	3-0
Margin is between 5-9.....	3-0	2-0	3-0
Margin is between 10-19.....	3-0	5-0	9-0
Margin is 20 pts. or more	1-0	2-0	7-0
Having a 20-pt. scorer.....	6-0	7-0	12-0
Having a 30-pt. scorer.....	0-0	0-0	0-0
Scoring 49 points or less.....	0-0	0-0	0-0
Scoring 50-59 points.....	2-0	2-0	2-0
Scoring 60-69 points.....	2-0	0-0	5-0
Scoring 70-79 points.....	3-0	5-0	6-0
Scoring 80-89 points.....	2-0	3-0	7-0
Scoring 90-99 points.....	0-0	0-0	2-0
Scoring 100 points or more.....	0-0	0-0	0-0

2015-16 Team High/Low

South Carolina Highs	South Carolina Lows	Category	Opponent Lows	Opponent Highs
92 vs. UNCG, 11/15 85 vs. Arkansas, 1/3	57 at Mississippi State, 1/24 57 at Mississippi State, 1/24	Points in Game (SEC)	32, Arkansas, 1/3 32, Arkansas, 1/3	80, Ohio State, 11/13 68, Kentucky, 2/4
56 (2nd) vs. Hampton, 12/16 45 (2nd) at Texas A&M, 1/31 45 (2nd) at Kentucky, 1/14	22 (1st) at Mississippi State, 1/24 22 (1st) at Mississippi State, 1/24	Points in a Half (SEC)	13 (1st), Winthrop, 12/13 14 (2nd), Arkansas, 1/3	47 (1st), Ohio State, 11/13 41 (2nd), Missouri, 1/10
35 (2nd) vs. Arkansas, 1/3 35 (2nd) vs. Arkansas, 1/3	7 (1st) at Mississippi State, 1/24 7 (1st) at Mississippi State, 1/24	Points in a Quarter (SEC)	5 (2nd), at Auburn, 1/21 5 (1st), Missouri, 1/10 5 (2nd), at Auburn, 1/21 5 (1st), Missouri, 1/10	26 (1st), Ohio State, 11/13 24 (4th), Missouri, 1/10
35 vs. CSUB, 11/28 35 vs. UNCG, 11/15 33 vs. Arkansas, 1/3	19 at Mississippi State, 1/24 19 at Mississippi State, 1/24	Field Goals Made (SEC)	13, Arkansas, 1/3 13, Arkansas, 1/3	28, Kentucky, 2/4 28, Kentucky, 2/4
69 vs. Ohio State, 11/13 68 vs. Ole Miss, 1/28 50 at Vanderbilt, 1/7	50 vs. Kentucky, 2/4 50 at Vanderbilt, 1/7 50 vs. Kentucky, 2/4	Field Goal Attempts (SEC)	43, at Clemson, 11/18 53, at Vanderbilt, 1/7	80, Ohio State, 11/13 69, Kentucky, 2/4
.548 (34-62) vs. Winthrop, 12/13 .524 (33-63) vs. Arkansas, 1/13	.365 (23-63) at Clemson, 11/18 .412 (26-63) at Kentucky, 1/14	FG Percentage (SEC)	.241 (13-54), Arkansas, 1/3 .241 (13-54), Arkansas, 1/3	.481 (26-54), Ole Miss, 1/28 .481 (26-54), Ole Miss, 1/28
11 vs. Arkansas, 1/3 11 vs. Arkansas, 1/3	1 vs. Arizona State, 11/17 2 vs. Kentucky, 2/4 2 at Texas A&M, 1/31 2 vs. Texas A&M, 1/17	3-Point FG Made (SEC)	1, Arkansas, 1/3 1, Winthrop, 12/13 1, Arkansas, 1/3	10, Ohio State, 11/13 9, at Auburn, 1/21
25 at Clemson, 11/18 23 vs. Ole Miss, 1/28 23 vs. Arkansas, 1/3	10 vs. Duke, 12/6 11 at Texas A&M, 1/31	3-Point FG Attempts (SEC)	7, Texas A&M, 1/17 7, at Clemson, 11/18 7, Texas A&M, 1/17	23, vs. ECU, 12/20 23, Ohio State, 11/13 27, at Auburn, 1/21
32 vs. Missouri, 1/10 32 vs. Missouri, 1/10	8 vs. Arkansas, 1/3 8 vs. Arkansas, 1/3	Free Throws Made (SEC)	4, Winthrop, 12/13 5, Texas A&M, 1/17 5, Arkansas, 1/3	18, Missouri, 1/10 18, Ohio State, 11/13 18, Missouri, 1/10
43 vs. Missouri, 1/10 43 vs. Missouri, 1/10	12 vs. Winthrop, 12/13 13 vs. Arkansas, 1/3	Free Throw Attempts (SEC)	6, at Texas A&M, 1/31 6 at Texas A&M, 1/31	25, at UCLA, 11/22 21, Missouri, 1/10
.875 (14-16) at UCLA, 11/22 .800 (20-25) at Texas A&M, 1/31	.478 (11-23) at Vanderbilt 1/7 .478 (11-23) at Vanderbilt, 1/7	FT Percentage (SEC)	.267 (4-15), Winthrop, 12/13 .500 (5-10), Arkansas, 1/3	1.00 (6-6) at Texas A&M, 1/31 1.00 (6-6) at Texas A&M, 1/31
54 vs. ECU, 12/20 48 vs. Arkansas, 1/3	30 at Vanderbilt, 1/7 30 at Hawaii, 11/29 30 at Vanderbilt, 1/7	Rebounds (SEC)	19, Hampton, 12/16 26, Arkansas, 1/3	43, Texas A&M, 1/17 43, at Kentucky, 1/14 43, Texas A&M, 1/17 43, at Kentucky, 1/14
25 vs. UNCG, 11/15 25 vs. Winthrop, 12/13 24 vs. Ole Miss, 1/28	6 vs. Arizona State, 11/27 9 at Mississippi State, 1/24	Assists (SEC)	3, Ohio State, 11/13 7, at Kentucky, 1/14	16, at Texas A&M, 1/31 16, vs. CSUB, 11/28 16, at Texas A&M, 1/31
15 vs. UNCG, 11/15 14 vs. Missouri, 1/10	3 at Kentucky, 1/14 3 vs. Hampton, 12/16 3 at Kentucky, 1/14	Steals (SEC)	0, at Clemson, 11/18 3, at Kentucky, 1/14	13, at UCLA, 11/22 13, Ohio State, 11/13 10, Texas A&M, 1/17
16 vs. Winthrop, 12/13 10 at Kentucky, 1/14	0 at Vanderbilt, 1/7 0 at Vanderbilt, 1/7	Blocked Shots (SEC)	0, at Clemson, 11/18 1, vs. Kentucky, 2/4 1, at Auburn, 1/21 1, at Vanderbilt, 1/7 1, Arkansas, 1/3	10, Ohio State, 11/13 7, Texas A&M, 1/17
21 at Mississippi State, 1/24 21 vs. Arizona State, 11/27 21 at UCLA, 11/22 21 at Mississippi State, 1/24	5 vs. CSUB, 11/28 5 at Clemson, 11/18 11 at Kentucky, 1/14 11 at Vanderbilt, 1/7	Turnovers (SEC)	9, Hampton, 12/16 9, at UCLA, 11/22 11, Kentucky, 2/4	21, UNCG, 11/15 20, Missouri, 1/10
22 vs. Missouri, 1/10 22 at Hawaii, 11/29 22 vs. Missouri, 1/10	11 vs. Ole Miss, 1/28 11 vs. Arkansas, 1/3 11 vs. Ole Miss, 1/28 11 vs. Arkansas, 1/3	Fouls (SEC)	16, at Auburn, 1/21 16, at Auburn, 1/21	34, Missouri, 1/10 32, Missouri, 1/10

2015-16 Individual Superlatives

Category	South Carolina	Opponent
Points in Game (SEC)	29 by Alaina Coates vs. Winthrop, 12/13 27 by Alaina Coates vs. Kentucky, 2/4 27 by A'ja Wilson at Texas A&M, 1/31	36 by Kelsey Mitchell, Ohio State, 11/13 26 by Shandricka Sessom, Ole Miss, 1/28
Points in a Half	20 (2nd) by A'ja Wilson vs. Duke, 12/6 18 (2nd) by Tiffany Mitchell at Texas A&M, 1/31	21 (2nd) by Kelsey Mitchell, Ohio State, 11/13 17 (2nd) by Makayla Epps, Kentucky, 2/4
Points in a Quarter (SEC)	15 (3rd) by Tina Roy vs. Arkansas, 1/3 15 (3rd) by Tina Roy vs. Arkansas, 1/3	13 (3rd) by Makayla Epps, Kentucky, 2/4 13 (4th) by Kelsey Mitchell, Ohio State, 11/13 13 (3rd) by Makayla Epps, Kentucky, 2/4
Field Goals Made (SEC)	13 by Alaina Coates vs. Winthrop, 12/13 11 by A'ja Wilson vs. Texas A&M, 1/17 11 by A'ja Wilson at Kentucky, 1/14	11 by Shandricka Sessom, Ole Miss, 1/28 11 by Shandricka Sessom, Ole Miss, 1/28
Field Goal Attempts (SEC)	19 by A'ja Wilson vs. Texas A&M, 1/17 19 by A'ja Wilson vs. Duke, 12/6 19 by A'ja Wilson vs. Texas A&M, 1/17	25 by Victoria Vivians, at Mississippi State, 1/24 25 by Victoria Vivians, at Mississippi State, 1/24
FG Percentage (SEC)	1.00 (3-3) by Alaina Coates vs. Missouri, 1/10 1.00 (3-3) by Tina Roy vs. Elon, 12/22 1.00 (3-3) by Shay Colley vs. CSU Bakersfield, 11/28 1.00 (3-3) by Alaina Coates vs. Missouri, 1/10	1.00 (3-3) by Tra'Cee Tanner, at Auburn, 1/21 1.00 (3-3) by Tra'Cee Tanner, at Auburn, 1/21
3-Point FG Made (SEC)	7 by Tina Roy vs. Arkansas, 1/3 7 by Tina Roy vs. Arkansas, 1/3	5 by Katie Frerking, at Auburn, 1/21 5 by Katie Frerking, at Auburn, 1/21
3-Point FG Attempts (SEC)	12 by Tina Roy vs. Arkansas, 1/3 12 by Tina Roy vs. Arkansas, 1/3	12 by Katie Frerking, at Auburn, 1/21 12 by Katie Frerking, at Auburn, 1/21
3-Point FG Percentage (SEC)	1.00 (3-3) by Tina Roy vs. Elon, 12/22 .750 (3-4) by Tina Roy at Mississippi State, 1/24	.800 (4-5) by Ameryst Alston, Ohio State, 11/13 .600 (3-5) by Jordan Jones, Texas A&M, 1/17
Free Throws Made (SEC)	9 by A'ja Wilson at Texas A&M, 1/31 9 by A'ja Wilson at Texas A&M, 1/31	12 by Kelsey Mitchell, Ohio State, 11/13 7 by Jordan Frericks, Missouri, 1/10
Free Throw Attempts (SEC)	12 by Alaina Coates vs. Kentucky, 2/4 12 by Alaina Coates vs. Missouri, 1/10 12 by Alaina Coates vs. Kentucky, 2/4 12 by Alaina Coates vs. Missouri, 1/10	13 by Kelsey Mitchell, Ohio State, 11/13 8 by Jordan Frericks, Missouri, 1/10 8 by Cierra Porter, Missouri, 1/10
FT Percentage (SEC)	1.00 (6-6) by Alaina Coates vs. Elon, 12/22 1.00 (6-6) by Tiffany Mitchell at UCLA, 11/22 1.000 (5-5) by Tiffany Mitchell at Texas A&M, 1/31 1.000 (5-5) by A'ja Wilson vs. Ole Miss, 1/28 1.000 (5-5) by Tiffany Mitchell at Kentucky, 1/14	1.00 (6-6) by Ketara Chapel, at Mississippi State, 1/24 1.00 (6-6) by Jada Payne, East Carolina, 12/20 1.00 (6-6) by Ketara Chapel, at Mississippi State, 1/24
Rebounds (SEC)	16 by Alaina Coates vs. Winthrop, 12/13/15 14 by Alaina Coates vs. Ole Miss, 1/28	15 by Shayla Cooper, Ohio State, 11/13 10 by Batouly Camara, at Kentucky, 1/14
Assists (SEC)	6 by Alaina Coates at Texas A&M, 1/31 6 by Khadijah Sessions vs. Winthrop, 12/13 6 by Bianca Cuevas vs. CSU Bakersfield, 11/28 6 by Asia Dozier vs. UNCG, 11/15 6 by Tina Roy vs. UNCG, 11/15 6 by Alaina Coates at Texas A&M, 1/31	9 by Jordan Jones, at Texas A&M, 1/31
Steals (SEC)	5 by Bianca Cuevas vs. Missouri, 1/10 5 by Bianca Cuevas vs. Missouri, 1/10	6 by Jordin Canada, at UCLA, 11/22 3 by Shequila Joseph, Ole Miss, 1/28
Blocked Shots (SEC)	10 by Alaina Coates vs. Winthrop, 12/13 8 by A'ja Wilson vs. Texas A&M, 1/17 8 by A'ja Wilson at Kentucky, 1/14	4 by Kaylah Lupoe, Hampton, 12/16 3 by Khaalia Hillsman, at Texas A&M, 1/31
Turnovers (SEC)	8 by Tiffany Mitchell vs. Ohio State, 11/13 7 by Tiffany Mitchell, at Mississippi State, 1/24	8 by Shayla Cooper, Ohio State, 11/13 6 by Courtney Williams, at Texas A&M, 1/31

Gamecock Career Highs

Alaina Coates

Pts	29 vs. Winthrop, 12/13/15
FG	13 vs. Winthrop, 12/13/15
FGA	16 vs. Vanderbilt, 1/5/14
FG %	1.000 (7-7) vs. SC St, 12/22/13
FT	11 at San Diego St., 11/23/13
FTA	15 at San Diego St., 11/23/13
FT %	1.000 (10-10) vs. North Carolina, 3/27/15
Reb	17 vs. Kentucky, 1/9/14
Off Reb	7 vs. Kentucky, 1/9/14
Def Reb	13 vs. CSU Northridge, 3/23/14
Blk	10 vs. Winthrop, 12/13/15
Stl	3, 4x, last at Mississippi State, 1/24/16
Asst	6 at Texas A&M, 1/31/16
Min	38 at Texas A&M, 1/31/16

Bianca Cuevas

Pts	21 at Ole Miss, 2/1/15
FG	8 vs. CSUB, 11/28/15
FGA	14 at Georgia, 2/5/15
FG %	.833 (5-6) at Hampton, 12/17/14
3FG	2, 5x, last vs. CSUB, 11/28/15
3FGA	6 vs. Clemson, 11/20/14
3FG %	.667 (2-3) at Hampton, 12/17/14
FT	9 at Ole Miss, 2/1/15
FTA	11 at Ole Miss, 2/1/15
FT %	1.000 (5-5) vs. Syracuse, 3/22/15
Reb	4, 6x, last vs. Duke, 12/6/15
Off Reb	3 vs. Alabama, 1/29/15
Blk	2 vs. NC Central, 12/1/14
Stl	5 Missouri, 1/10/16
Asst	6 vs. CSUB, 11/28/15
Min	29 at Hawaii, 11/29/15

Asia Dozier

Pts	16, 2x, at San Diego St., 11/23/13
FG	6, 2x, last at Alabama, 1/8/15
FGA	13 at San Diego St., 11/23/13
FG %	1.00 (4-4) at Kentucky, 2/14/13
3FG	4, 2x, last vs. Syracuse, 3/22/15
3FGA	10 at San Diego St., 11/23/13
3FG %	1.000 (2-2), 3x, last vs. East Carolina, 12/20/15
FT	4, 3x, last vs. Florida State, 3/29/15
FTA	7 vs. Elon, 11/9/12
FT %	1.000 (4-4), 2x, last vs. Florida State, 3/29/15
Reb	10 vs. Elon, 11/9/12
Off Reb	4 vs. Elon, 11/9/12
Blk	3 at Kentucky, 3/1/15
Stl	2, 9x, last vs. Hampton, 12/16/15
Asst	6, 3x, last vs. UNCG, 11/15/15
Min	40 at Arkansas, 1/2/14

India Farmer

Pts	3, 2x, last vs. Alabama, 1/19/14
FGA	3 vs. NC Central, 12/2/13
3FGA	2 vs. NC Central, 12/2/13
FT	2 at Florida, 1/19/15
FTA	2, 2x, last, at Florida, 1/19/15
FT %	1.000 (2-2) at Florida, 1/19/15
Reb	3 vs. NC Central, 12/2/13
Blk	2 vs. UNCG, 11/15/15
Min	11 vs. NC Central, 12/2/13

Sarah Imovbioh

Pts	19 vs. Hampton, 12/16/15
FG	6 vs. Hampton, 12/16/15
FGA	8 vs. Hampton, 12/16/15
FG %	1.00 (3-3) vs. Winthrop, 12/13/15
FT	7 vs. Hampton, 12/16/15
FTA	9 vs. Hampton, 12/16/15
FT %	.777 (7-9) vs. Hampton, 12/16/15
Reb	12 vs. East Carolina, 12/20/15
Off Reb	7 vs. Ole Miss, 1/28/16
Def Reb	8 vs. East Carolina, 12/20/15
Stl	2, 2x, last at Clemson, 11/18/15
Asst	2, 2x, last vs. Missouri, 1/10/16
Min	24 vs. Hampton, 12/16/15

Tiffany Mitchell

Pts	25 vs. Georgia, 2/27/14
FG	8, 7x, last at Vanderbilt, 1/7/16
FGA	17, 2x, last at Texas A&M, 1/31/16
FG %	.857 (6-7) vs. Savannah State, 12/14/14
3FG	6, 2x, last at Hampton, 12/17/14
3FGA	8, 2x, last at Hampton, 12/17/14
3FG %	1.000 (6-6) vs. San Diego State, 11/23/14
FT	13 vs. CSU Northridge, 3/23/14
FTA	17 vs. CSU Northridge, 3/23/14
FT %	1.000 (10-10) vs. Georgia, 2/27/14
Reb	11, 5x, last at Arkansas, 1/2/14
Off Reb	6 at Florida, 1/20/13
Blk	3 at Arkansas, 2/19/15
Stl	7 vs. NC Central, 12/1/14
Asst	9 at San Diego State, 11/23/13
Min	40, 3x, last vs. Texas A&M, 1/17/16

Tina Roy

Pts	21 vs. Arkansas, 1/3/16
FG	7 vs. Arkansas, 1/3/16
FGA	14 at UCLA, 11/22/15
FG %	1.000 (4-4) at Alabama, 1/8/15
3FG	7 vs. Arkansas, 1/3/16
3FGA	12 vs. Arkansas, 1/3/16
3FG %	1.000 (3-3), 2x, last vs. Elon, 12/22/15
FT	4 at Southern Cal, 11/25/13
FTA	4, 4x, last vs. Georgia, 2/27/14
FT %	1.000 (4-4) at Southern Cal, 11/25/13
Reb	8 at Mississippi State, 2/6/14
Off Reb	3, 2x, last vs. CSU Northridge, 3/23/14
Blk	2 vs. Mississippi State, 2/6/14
Stl	3, 2x, last vs. Ole Miss, 1/28/16
Asst	10 vs. Savannah State, 12/14/14
Min	37 at UCLA, 11/22/15

Khadijah Sessions

Pts	19 vs. Auburn, 2/3/13
FG	6, 2x, last vs. Seton Hall, 11/17/13
FGA	15 at Missouri, 2/28/13
FG %	.833 (5-6) vs. LSU, 2/12/15
3FG	3, 4x, last vs. LSU, 3/7/15
3FGA	6, 3x, last vs. Kentucky, 1/11/15
3FG %	1.00 (3-3) at Kentucky, 2/20/14
FT	8 vs. Auburn, 2/3/13
FTA	12 vs. Missouri, 2/2/14
FT %	1.00 (5-5) at Kentucky, 2/20/14
Reb	6 vs. Clemson, 11/20/14
Off Reb	3, 3x, last at Vanderbilt, 1/7/16
Stl	4, 14x, last vs. Texas A&M, 1/17/16
Asst	8 vs. NC Central, 12/1/14
Min	39 at Texas A&M, 1/31/16

Jatarie White

Pts	14 vs. East Carolina, 12/20/15
FG	5, 2x, last vs. East Carolina, 12/20/15
FGA	12 vs. Clemson, 11/20/14
FG %	.626 (5-8) vs. East Carolina, 12/20/15
FT	5 vs. Missouri, 1/10/16
FTA	6, 2x, last vs. Missouri, 1/10/16
FT %	1.000 (2-2), 2x, last vs. Hampton, 12/16/15
Reb	9 vs. Winthrop, 12/13/15
Off Reb	4 at Clemson, 11/18/15
Def Reb	8 vs. Winthrop, 12/13/15
Blk	4 vs. Winthrop, 12/13/15
Stl	2 vs. Syracuse, 3/22/15
Asst	2, 4x, last at Clemson, 11/18/15
Min	22 vs. San Diego St., 11/23/14

A'ja Wilson

Pts	28 vs. Duke, 12/6/15
FG	11, 2x, last vs. Texas A&M, 1/17/16
FGA	19, 2x, last vs. Texas A&M, 1/17/16
FG %	.800 (8-10) vs. Savannah State, 12/14/14
FT	11 vs. LSU, 2/12/15
FTA	15 vs. LSU, 2/12/15
FT %	1.00 (5-5), 2x, last vs. Ole Miss, 1/28/16
Reb	19 at Kentucky, 3/1/15
Off Reb	6, 3x, last at Kentucky, 1/14/16
Def Reb	14 at Kentucky, 3/1/15
Blk	8, 2x, last vs. Texas A&M, 1/17/16
Stl	3, 4x, last vs. Central Michigan, 12/20/14
Asst	4 vs. CSUB, 11/28/15
Min	39 at Texas A&M, 1/31/16

The Last Time...

Individual

Scored 50 Points

South Carolina 51, Jocelyn Penn vs. Stetson, 1/4/03
Opponent Never

Scored 40 Points

South Carolina 51, Jocelyn Penn vs. Stetson, 1/4/03
Opponent 46, Cornelia Gayden, LSU, 1/14/95

Scored 30 Points

South Carolina 30, Ieasia Walker vs. Clemson, 11/18/10
Opponent 36, Kelsey Mitchell, Ohio State, 11/13/15

Grabbed 20 Rebounds

South Carolina 25, Kelsey Bone vs. Boston University, 12/28/09
Opponent 24, Courtney Paris, Oklahoma, 12/30/07

Grabbed 15 Rebounds

South Carolina 15, Alaina Coates vs. East Carolina, 12/20/15
Opponent 15, Shayla Cooper, Ohio State, 11/13/15

Two Players with 20 or More Points

South Carolina A'ja Wilson 27/Tiffany Mitchell 20 at Texas A&M, 1/31/16
Opponent Kelsey Mitchell 36/Ameryst Alston 23, Ohio State, 11/13/15

Two Players with 10 or More Rebounds

South Carolina A'ja Wilson 13/Alaina Coates 11 at Kentucky, 1/14/16
Opponent Shela Boykin 12/Danielle Ballard 12, LSU, 2/12/15

Had 10 Assists

South Carolina 10, Tina Roy vs. Savannah State, 12/14/14
Opponent 11, Marneshia Richard, Mississippi State, 1/21/07

Had Five Steals

South Carolina 5, Bianca Cuevas vs. Missouri, 1/10/16
Opponent 6, Jordyn Canada, at UCLA, 11/22/15

Had Five Blocked Shots

South Carolina 8, A'ja Wilson vs. Texas A&M, 1/17/16
Opponent 5, Breanna Stewart, at UConn, 2/9/15

Had a Double-Double

South Carolina Alaina Coates (27 pts/13 rebs) vs. Kentucky, 2/4/16
Opponent Marina Laramie (13 pts/10 rebs) vs. East Carolina, 12/20/15

Two Players had a Double-Double

South Carolina Alaina Coates (12 pts/10 rebs)/A'ja Wilson (27 pts/10 rebs) at Texas A&M, 1/31/16
Opponent Sheila Boykin (12 pts/12 rebs)/Danielle Ballard (16 pts/12 rebs), LSU, 2/12/15

Three Players had a Double-Double

South Carolina Ashley Bruner (16 pts/12 rebs)/Aleighsa Welch (16 pts/ 11 rebs)/Elem Ibiam (12 pts/10 rebs) vs. Kansas, 3/25/13
Opponent Merlakia Jones (26 pts/10 rebs)/Takilya Davis (19 pts/13 rebs)/DeLisha Milton (14 pts/15 rebs), at Florida, 2/20/94

Had a Triple-Double

South Carolina Alaina Coates (29 pts/16 rebs/10 blks) vs. Winthrop, 12/13/15
Opponent Never

Team

Scored 100 Points

South Carolina 102 at Alabama, 1/8/15
Opponent 103, Clemson, 11/21/03

Won by 30 or More Points

South Carolina 85-32 (53) vs. Arkansas, 1/3/16
Opponent 66-34 (32), Georgia, 3/4/11

Shot 65% or Better from the Field

South Carolina .652 (45-69) vs. East Tennessee State, 12/19/00
Opponent Never

Shot 60% or Better from the Field

South Carolina .612 (30-49) vs. Florida State, 3/29/15
Opponent .604 (29-48), Vanderbilt, 1/18/01

Shot 50% or Better from the Field

South Carolina .520 (26-50) vs. Kentucky, 2/4/16
Opponent .554 (31-56), at UConn, 2/9/15

No Players in Double-Figure Points

South Carolina at Auburn, 1/19/12
Opponent Arkansas, 1/3/16

Five Players in Double-Figure Points

South Carolina vs. Arkansas, 1/3/16
Opponent Arkansas, 2/14/10

More Than Five Players in Double-Figure Points

South Carolina 6 vs. Syracuse, 3/22/15
Opponent 6 at Georgia, 2/13/03

Faced AP Top-25 Opponent

Win 78-68 vs. No. 18 Kentucky, 2/4/16
Loss 56-67 at No. 13 Kentucky, 3/1/15

Faced AP Top-10 Opponent

Win 70-63 at No. 10 Texas A&M, 1/31/16
Loss 87-62 at No. 2 UConn, 2/9/15

Faced AP Top-5 Opponent

Win 62-46 vs. No. 5 Tennessee, 3/8/15
Loss 87-62 at No. 2 UConn, 2/9/15

Faced AP No. 1 Team

Win Never
Loss 49-53 vs. No. 1 Stanford, 12/19/12

Overtime Game

Win 58-55 vs. Drexel, 11/28/12
Loss 65-57 at Texas A&M, 1/16/14

Double-Overtime Game

Win 92-91 at Florida State, 2/4/91
Loss 92-94 at Clemson, 11/19/09

South Carolina Was Ranked (AP Poll)

No. 1 2/9/15
Top 10 No. 2, 2/1/16
Top 25 No. 2, 2/1/16

Staley Era Team Records

Italics indicates set in 2015-16

Scoring

Most	Points
1. vs. Savannah State, 12/14/14	111
2. at Alabama, 1/8/15	102
3. vs. Clemson, 11/20/14	99
vs. Ole Miss, 1/30/14	99
vs. Charleston Southern, 11/8/13	99

Fewest	Points
1. at Stanford, 11/26/10	32
2. vs. Georgia, 3/4/11	34
3. vs. Mississippi State, 3/5/09	39
4. at Georgia, 1/13/13	40
5. at Mississippi State, 2/26/09	41

Fewest Allowed	Points
1. vs. South Carolina State, 12/14/11	21
2. vs. Presbyterian, 11/27/11	24
3. vs. NC Central, 12/1/14	26
vs. SC State, 12/22/13	26
5. vs. NC Central, 12/2/13	27

Most Allowed	Points
1. at Clemson, 11/19/09	94
2. vs. North Carolina, 12/20/09	93
3. at Connecticut, 2/9/15	87
4. vs. Xavier, 11/12/10	84
5. at Tennessee, 2/17/11	82
at Florida, 2/22/09	82

Margin of Outcome

Victory	Score	Margin
1. vs. Charleston Southern, 11/8/13	99-29	+70
2. vs. NC Central, 12/1/14	90-26	+64
3. vs. Savannah State, 12/14/14	111-49	+62
4. vs. Clemson, 11/20/14	99-41	+58
5. vs. <i>Arkansas</i>	85-32	+53

Defeat	Score	Margin
1. at Stanford, 11/26/10	32-70	-38
2. vs. Georgia, 3/4/11	34-66	-32
3. vs. Stanford, 12/19/08	47-78	-31
4. at Penn State, 11/21/10	48-78	-30
5. vs. Connecticut, 12/28/08	48-77	-29

Field Goals

Made	FGM
1. vs. Charleston Southern, 11/8/13	39
2. vs. Savannah State, 12/14/14	38
vs. Clemson, 11/20/14	38
4. at Alabama, 1/8/15	37
vs. Central Michigan, 12/20/14	37

Attempts	FGA
1. vs. Penn State, 11/20/11	76
2. at Clemson, 11/19/09	74
3. vs. Tennessee, 1/20/11	73
4. vs. Central Michigan, 12/20/14	72
vs. Clemson, 11/20/14	72
vs. Kansas, 3/25/13	72

Highest Percentage (Min. 40 FGA)	FGM-A	Pct
1. vs. Savannah State, 3/20/15	34-53	.642
2. at Alabama, 1/8/15	37-58	.638
3. vs. Florida State, 3/29/15	30-49	.612
4. vs. Charleston Southern, 11/8/13	39-64	.609
5. vs. Ole Miss, 1/30/14	31-51	.608

Lowest Percentage (Min. 40 FGA)	FGM-A	Pct
1. at Stanford, 11/26/10	12-55	.218
2. vs. Georgia, 3/4/11	12-52	.231
3. at Florida, 1/20/13	15-64	.234
4. at Kentucky, 2/5/09	13-55	.236
5. at Georgia, 1/2/11	13-54	.241

Lowest Percentage Allowed	FGM-A	Pct
1. vs. South Carolina State, 12/14/11	6-48	.125
2. vs. NC Central, 12/2/13	8-50	.160
3. vs. Charleston Southern, 11/8/13	10-54	.185
4. vs. Arkansas, 3/6/15	11-57	.193
vs. Hampton, 11/22/12	11-57	.193

Highest Percentage Allowed	FGM-A	Pct
1. vs. Connecticut, 12/28/08	35-62	.565
vs. Florida, 1/9/11	26-46	.565
3. vs. Xavier, 11/12/10	34-61	.557
4. at Connecticut, 2/9/15	31-56	.554
5. at Kentucky, 1/13/11	30-55	.545

3-Point Field Goals

Made	3FGM
1. vs. <i>Arkansas</i> , 1/3/16	11
at Alabama, 1/8/15	11
3. at <i>Vanderbilt</i> , 1/7/16	10
4. vs. <i>Winthrop</i> , 12/13/15	9
10 other times	9

Attempts	3FGA
1. vs. Penn State, 11/20/11	29
2. vs. College of Charleston, 11/14/13	28
vs. North Carolina, 12/19/10	28
4. vs. Syracuse, 11/28/14	26
5. at <i>Clemson</i> , 11/18/15	25
vs. Savannah State, 11/15/12	25
at Ole Miss, 1/16/11	25

Percentage (Min. 5 3FGA)	3FGM-A	Pct
1. vs. Oregon State, 3/25/14	4-6	.667
vs. Ole Miss, 1/30/14	4-6	.667
vs. Savannah State, 12/28/13	4-6	.667
vs. Western Carolina, 12/29/12	6-9	.667
at Alabama, 1/10/10	8-12	.667
vs. Charlotte, 12/21/08	8-12	.667

Free Throws

Made	FTM
1. vs. Savannah State, 12/14/14	34
vs. Oregon State, 3/25/14	34
3. vs. <i>Missouri</i> , 1/10/16	32
vs. Ole Miss, 1/30/14	32
at Mississippi State, 1/6/13	32

Attempts	FTA
1. at Mississippi State, 1/6/13	50
2. vs. Savannah State, 12/28/13	48
3. vs. Savannah State, 12/14/14	47
4. vs. Missouri, 2/2/14	46
5. vs. Seton Hall, 11/17/13	44
vs. SC State, 12/21/12	44

Percentage (Min. 10 FTA)	FTM-A	Pct
1. vs. Alabama, 1/19/14	10-11	.909
2. vs. Auburn, 1/2/09	23-26	.885
3. at <i>UCLA</i> , 11/22/15	14-16	.875
vs. San Diego State, 11/28/09	14-16	.875
5. at Mississippi State, 2/6/14	20-23	.870

Rebounding

Total	Rebs
1. vs. College of Charleston, 11/14/13	62
2. at Florida, 1/20/13	59
3. vs. Hampton, 11/22/12	57
4. vs. Savannah State, 12/14/14	56
5. vs. Kentucky, 1/11/15	55

Margin	Rebs	Margin
1. vs. Savannah State, 12/14/14	56-21	+35
2. vs. <i>Hampton</i> , 12/16/15	52-19	+33
3. at Alabama, 2/7/13	53-24	+29
4. vs. Hampton, 12/17/14	48-21	+27
5. vs. SC State, 12/22/13	47-21	+26
vs. Florida Gulf Coast, 11/23/12	46-20	+26

Assists

Game	Assists
1. vs. NC Central, 12/11/14	26
2. vs. <i>Winthrop</i> , 12/13/15	25
vs. <i>UNCG</i> , 11/15/15	25
vs. San Diego State, 11/23/14	25
vs. Clemson, 11/20/14	25
vs. Alabama, 1/19/14	25
vs. Charleston Southern, 11/8/13	25

Steals

Game	Steals
1. vs. NC Central, 12/11/14	21
vs. Furman, 12/11/11	21
3. vs. San Diego State, 11/23/14	18
4. vs. Charleston Southern, 11/8/13	17
5. vs. NC State, 12/12/10	16
vs. USC Upstate, 12/16/08	16

Blocked Shots

Game	Blocks
1. vs. <i>Winthrop</i> , 12/13/15	16
2. vs. Arkansas, 3/6/15	15
3. at Mississippi State, 2/6/14	14
vs. Kentucky, 1/9/14	14
5. at Kentucky, 3/1/15	12
vs. Charleston Southern, 11/14/13	12

Turnovers

Fewest	TOs
1. at Tennessee, 2/2/12	4
2. vs. <i>CSU Bakersfield</i> , 11/28/15	5
at <i>Clemson</i> , 11/18/15	5
vs. Tennessee, 2/23/15	5
vs. Syracuse, 11/28/14	5
at Missouri, 2/28/13	5
vs. Georgia, 3/2/12	5
vs. Ole Miss, 3/3/11	5

Most	TOs
1. at Wake Forest, 12/3/08	32
2. vs. Hampton, 11/22/12	29
vs. Kentucky, 1/15/12	29
4. at Kentucky, 1/13/11	28
5. vs. Jacksonville, 12/30/08	26

Dawn Staley

Head Coach
8th Season at South Carolina
Virginia, 1992



When three-time Olympic gold medalist Dawn Staley took the reins of the University of South Carolina women's basketball program on May 10, 2008, the Gamecocks' stature immediately rose not just in the Southeastern Conference but on the national stage as well. Building on a foundation of hard work, defensive effort and a "team first" mentality, South Carolina began to realize those expectations in 2011-12, and the program has continued to thrive. The Gamecocks boast four straight 25-win seasons, which include two SEC regular-season championships (2014, 2015), an SEC Tournament title (2015), an NCAA Final Four appearance (2015) and two other Sweet 16 seasons (2012, 2014), the program's first ever No. 1 national ranking and a school-record 34 wins in 2014-15. Staley's success has united every demographic in the state of South Carolina as the Gamecocks' fan based has tripled over the last three seasons, leading the nation in home attendance in 2014-15 at 12,293 fans per game and pacing the country in attendance increase in 2013-14 and 2014-15.

While her coaching career is blossoming, Staley is still recognized for her body of work as a one of the most decorated participants in United States women's basketball history. The Naismith Memorial Basketball Hall of Fame solidified her legacy with her enshrinement into the Hall as part of the Class of 2013. The Phoenix Club of Philadelphia established the Dawn Staley Award recognizing the nation's top guard in women's Division I basketball in 2013 as well. Staley was inducted into the Women's Basketball Hall of Fame as part of the Class of 2012 and was one of the final nominees for induction to the U.S. Olympic Hall of Fame the same year. In the summer of 2011, the WNBA recognized her as one of the league's "Top 15," honoring the most influential players in the league's history.

In her 16th season as a head coach, Staley has led her teams to six 25-win seasons, a total of 12 postseason appearances (two WNIT) and 34 weeks in the Associated Press top 10, including 12 in the No. 1 spot.

At the helm of the Gamecocks over the last seven seasons, Staley has been named National Coach of the Year (2014, *Basketball Times*), a Naismith National Coach of the Year Finalist (2014, 2015), SEC Coach of the Year (2014, *Coaches and AP*; 2015, *Coaches*) and BCA Female Coach of the Year (2012). She has coached two All-Americans, 16 All-SEC selections, six SEC All-Freshman team selections, two SEC Player of the Year choices, an SEC Sixth Player of the Year, an SEC Defensive Player of the Year and three SEC Freshman of the Year winners. South Carolina has turned in historic seasons each of the last four, especially standing out among the program's 24 seasons in the SEC, posting 25 wins in 2011-12 and 2012-13, 29 wins in 2013-14 and a school-record 34 victories in 2014-15. The Gamecocks have won more SEC games than the season before in each of Staley's last six seasons, and her 67 SEC victories are more than any other Gamecock coach, accounting for 51.1 percent of the program's total 131 league wins. She has helped the Gamecocks to four of the program's five top-four finishes in the SEC, including the first regular-season championship in 2013-14 and a share of the same title in 2014-15. Her 113 overall wins in the last four seasons mark the most successful four-year stretch in program history. Off the court, Staley's Gamecocks have been active in the community and thriving in the classroom. Every student-athlete who completed her eligibility under Staley at South Carolina has graduated or is on track to graduate, and the team GPA has been over 3.0 for the last six semesters. During the historic 2014-15 season, eight Gamecocks posted at least a 3.0 GPA for the year.

Year-by-Year Coaching Record

Year	School	Record	Conf. Rec.	Conf. Finish	Postseason
2000-01	Temple	19-11	11-5	2nd East	WNIT
2001-02	Temple	20-11	12-4	2nd East	A-10 Tourn. Champ./NCAA 1st Round
2002-03	Temple	14-15	9-7	2nd East	
2003-04	Temple	21-10	14-2	1st East	A-10 Tourn. Champ./NCAA 1st Round
2004-05	Temple	28-4	16-0	1st East*	A-10 Tourn. Champ./NCAA 2nd Round
2005-06	Temple	24-8	12-4	3rd	A-10 Tourn. Champ./NCAA 1st Round
2006-07	Temple	25-8	13-1	2nd	NCAA 2nd Round
2007-08	Temple	21-13	12-2	T-1st	NCAA 1st Round
2008-09	South Carolina	10-18	2-12	11th	
2009-10	South Carolina	14-15	7-9	T-7th	
2010-11	South Carolina	18-15	8-8	T-5th	WNIT 2nd Round
2011-12	South Carolina	25-10	10-6	T-4th	NCAA Sweet 16
2012-13	South Carolina	25-8	11-5	T-4th	NCAA 2nd Round
2013-14	South Carolina	29-5	14-2	1st	NCAA Sweet 16
2014-15	South Carolina	34-3	15-1	T-1st	SEC Tourn. Champ./NCAA Final Four
2015-16	South Carolina	22-0	10-0		
Career	16th season	349-154	176-68		
At SC	8th season	177-74	77-43		

Coaching Highlights

College

- 10 NCAA Tournament Appearances (4 at South Carolina)
- 10 20-Win Seasons (4 at South Carolina)
- 3 Regular-Season Conference Titles (SEC 2014, 2015; A-10 2008)
- 5 Conference Tournament Titles (SEC 2015; A-10 2002, 2004, 2005, 2006)
- 2-time Naismith National Coach of the Year Finalist (2014, 2015)
- *Basketball Times* National Coach of the Year (2014)
- 3-time WBCA Region Coach of the Year (Region 3 2014, 2015; Region 1 2005)
- Four-time Conference Coach of the Year (SEC 2014, 2015; A-10 2004, 2005)

USA Basketball

- Senior National Team Asst. Coach (2006-08, 2014-16) – FIBA World Championship gold medal (2014), Beijing Olympics gold medal (2008), FIBA Americas Championship gold medal (2007), FIBA World Championship bronze medal (2006)
- U19 National Team Head Coach – FIBA U19 World Championship gold medal (2015)
 - > 2015 USA Basketball co-National Coach of the Year
- U18 National Team Head Coach – FIBA U18 Americas Championship gold medal (2014)
- Pan Am Games Head Coach – Gold medal (2007)

Playing Highlights

U.S. Professional – 11 seasons

- Five-time WNBA All-Star (2001-03, 2005-06)
- Two-time ABL All-Star (1997, 1998)
- WNBA All-Decade Team

USA Basketball

- Olympic gold medalist (1996, 2000, 2004)
- Flag bearer for U.S. in Olympic Games Opening Ceremony (2004)
- Two-time USA Basketball Female Athlete of the Year (1994, 2004)

College – Virginia (1989-92)

- Kodak All-America (1990, 1991, 1992)
- Honda-Broderick Cup Award for Collegiate Female Athlete of the Year (1991)
- Two-time ACC Player of the Year (1991, 1992)
- NCAA Tournament MOP (1991)

Other Notables

- Naismith Memorial Basketball Hall of Fame, Class of 2013
- Women's Basketball Hall of Fame, Class of 2012



DONIYAH CLINEY

6-0 • R-Fr. • G • Newark, N.J. • Shabazz
Major: Sociology



2015-16

- Has played in eight games following hand injury
- Was having great preseason before surgery on her right hand in early November ... had cast removed Dec. 17 and was fully cleared for practice in January
- Efficient in relief of Tiffany Mitchell (injury) against #18/18 Kentucky (Feb. 4), notching a career-high seven points (3-of-4 shooting) that included a key bucket in transition during South Carolina's 10-2 run to end the game
- Scored her four points against Ole Miss (Jan. 28) during 13-4 fourth-quarter run to end Rebels' rally
- Made an impact on the boards against Ole Miss (Jan. 28), grabbing a career-best three rebounds in 12 minutes of action
- Showed her court vision at Auburn (Jan. 21) handing out three assists in the second half while capping the third quarter with her first career 3-pointer
- Added five points to win over No. 20/- Missouri (Jan. 10), finding her way in pace of play on both sides of the ball after not seeing game action since high school (2013-14)
- Made her South Carolina debut at Vanderbilt (Jan. 7), tallying two points in five minutes of action

Career Highs

Pts7 vs. Kentucky, 2/4/16
Rebs..... 3 vs. Ole Miss, 1/28/16
Blks
Stls..... 1, 2x, last vs. Kentucky, 2/4/16
Assts3 at Auburn, 1/21/16
Min.....26 vs. Kentucky, 2/4/16

SEC Career Highs

Pts7 vs. Kentucky, 2/4/16
Rebs..... 3 vs. Ole Miss, 1/28/16
Blks
Stls..... 1, 2x, last vs. Kentucky, 2/4/16
Assts3 at Auburn, 1/21/16
Min.....26 vs. Kentucky, 2/4/16

2015-16 Game-by-Game

Opponent	Date	GS	MIN	FG-A	3FG-A	FT-A	Reb	A	TO	B	S	TP
Ohio State	11/13					— DNP —						
UNCG	11/15					— DNP —						
at Clemson	11/18					— DNP —						
at UCLA	11/22					— DNP —						
vs. Arizona State	11/27					— DNP —						
vs. CSUB	11/28					— DNP —						
vs. Hawaii	11/29					— DNP —						
Duke	12/6					— DNP —						
Winthrop	12/13					— DNP —						
Hampton	12/16					— DNP —						
vs. East Carolina	12/20					— DNP —						
Elon	12/22					— DNP —						
Arkansas	1/3					— DNP —						
at Vanderbilt	1/7		5	1-2	0-0	0-0	0-0-0	0	0	0	0	2
Missouri	1/10		14	2-5	0-0	1-1	1-0-1	0	0	0	1	5
at Kentucky	1/14		5	0-2	0-0	0-0	0-0-0	0	0	0	0	0
Texas A&M	1/17					— DNP —						
at Auburn	1/21		11	1-2	1-2	0-0	0-2-2	3	1	0	0	3
at Miss. State	1/24		9	0-0	0-0	1-4	0-0-0	0	1	0	0	1
Ole Miss	1/28		12	1-5	0-1	2-4	2-1-3	1	1	0	0	4
at Texas A&M	1/31		1	0-0	0-0	0-0	0-0-0	0	0	0	0	0
Kentucky	2/4		26	3-4	0-0	1-1	0-1-1	2	2	0	1	7

Career Stats at South Carolina

Year	GP	GS	Min	Avg	FG	FGA	Pct	3FG	FGA	Pct	FT	FTA	Pct	Off	Def	Tot	Avg	PF	FO	A	TO	Blk	Stl	Pts	Avg	
2014-15	— Did Not Play —																									
2015-16	8	0	82	10.3	8	20	.400	1	3	.333	5	10	.500	3	4	7	0.9	15	0	6	5	0	2	22	2.8	
Career	8	0	82	10.3	8	20	.400	1	3	.333	5	10	.500	3	4	7	0.9	15	0	6	5	0	2	22	2.8	



ALAINA COATES

6-4 • Jr. • C • Irmo, S.C. • Dutch Fork
Major: Social Work



Career Highlights

Naismith Early Season Watch List (2015-16)
Wooden Award Watch List (2015-16)
SEC Player of the Week (Feb. 2)
Preseason All-SEC First Team (Coaches, Media)
2015 SEC All-Defensive Team
All-SEC 2nd Team (Coaches - 2014, 2015; AP - 2015)
2015 NCAA Greensboro Region MOP

2015 SEC All-Tournament Team
2015 Naismith Trophy Top 50 Watch List
2014 SEC Co-6th Player of the Year (Coaches)
2014 SEC Freshman of the Year (Coaches, AP)
2014 Freshman All-America First Team (Full Court)
2014 SEC All-Freshman Team
5-time SEC Freshman of the Week (2013-14)

Miscellaneous

	Season	Career
Triple-Double	1	1
Double-Double	12	34
20+ Points	3	11
10+ Points	16	63
10+ Rebounds	15	40
5+ Blocks	1	4
Tm-High Points	4	16
Tm-High Rebs.	15	49

2015-16

- Leads the nation in field goal percentage (.691), is 13th in double-doubles and 28th in rebounding
- Ranks first in SEC in double-doubles and rebounding, fifth in blocks (1.5) and 12th in scoring
- Averaging a double-double on the season overall and in SEC play
- Holds third place in school history with 160 career blocks, just 17 away from the school record
- Became the 31st player in program history to net 1,000 career points and the 13th to do it with 700 rebounds
- Has tallied 12 double-doubles (10 in her last 14 games), including one triple-double
- Led team in rebounds 15 times – at Clemson, at UCLA, Winthrop, Hampton, vs. ECU, Elon, Arkansas, at Vandy, Missouri, Texas A&M, at Auburn, at Miss. St., Ole Miss, at Texas A&M, Kentucky
- Dominated both ends of the floor against #18/18 Kentucky (Feb. 4), especially down the stretch with 12 of her SEC career-high 27 points coming in the fourth quarter on 4-of-4 field goals and 4-of-5 free throws
- Quietly stuffed the stat sheet at #10/10 Texas A&M (Jan. 31), adding career-high six assists to her double-double and helping key a 10-0 fourth-quarter run that turned a deficit into a six-point lead with solid defense at the rim, three defensive rebounds and a drive to the basket
- Grabbed nine of her 14 rebounds against Ole Miss (Jan. 28) in the first half and scored five of last seven points of the half
- Shook off tough scoring night with great rebounding at #10/10 Mississippi State (Jan. 24), including six in a tight third quarter and her 11th of the night sparking a transition layup for a six-point lead with 3:01 to play
- Established inside game early with six of team's first 12 points at Auburn (Jan. 21) and nearly had double-double by halftime
- Hit both 1,000 career points and 700 career rebounds in opening minute against #20/- Missouri (Jan. 10), finishing with third-straight double-double
- Completed her school-record 12th career double-double in SEC play with key putback in late 11-3 run that sealed win at Vanderbilt (Jan. 7)

Career Highs

Pts	29 vs. Winthrop, 12/13/15
Rebs	17 vs. Kentucky, 1/9/14
Blks	10 vs. Winthrop, 12/13/15
Stls	3, 4x, last at Mississippi State, 1/24/16
Assts	6 at Texas A&M, 1/31/16
Min	38 at Texas A&M, 1/31/16

2015-16 Highs

Pts	29 vs. Winthrop, 12/13
Rebs	16 vs. Winthrop, 12/13
Blks	10 vs. Winthrop, 12/13
Stls	3, 2x, last at Mississippi State, 1/24
Assts	6 at Texas A&M, 1/31
Min	38 at Texas A&M, 1/31

SEC Career Highs

Pts	27 vs. Kentucky, 2/4/16
Rebs	17 vs. Kentucky, 1/9/14
Blks	5, 3x, last vs. Alabama, 1/29/15
Stls	3, 3x, last at Mississippi St., 1/24/16
Assts	6 at Texas A&M, 1/31/16
Min	38 at Texas A&M, 1/31/16

2015-16 Game-by-Game

Opponent	Date	GS	MIN	FG-A	3FG-A	FTA	Reb	A	TO	B	S	TP
Ohio State	11/13	*	28	6-9	0-0	5-10	4-9-13	0	3	3	1	17
UNCG	11/15	*	13	6-7	0-0	0-3	2-5-7	0	0	0	3	12
at Clemson	11/18	*	22	4-7	0-0	2-4	5-1-6	1	2	2	1	10
at UCLA	11/22	*	32	6-7	0-0	0-0	4-8-12	0	1	0	2	12
vs. Arizona State	11/27	*	23	3-6	0-0	0-1	3-4-7	1	2	1	1	6
vs. CSUB	11/28	*	22	3-10	0-0	0-2	1-3-4	0	1	0	0	6
vs. Hawaii	11/29	*	20	1-3	0-0	1-2	0-1-1	0	2	3	0	3
Duke	12/6	*	25	7-9	0-0	2-4	2-5-7	0	1	1	1	16
Winthrop	12/13	*	30	13-15	0-0	3-5	6-10-16	0	1	10	1	29
Hampton	12/16	*	26	8-11	0-0	6-9	2-10-12	2	3	1	0	22
vs. East Carolina	12/20	*	21	4-8	0-0	2-4	4-11-15	0	0	2	0	10
Elon	12/22	*	24	5-6	0-0	6-6	5-3-8	0	4	2	1	16
Arkansas	1/3	*	26	4-5	0-0	3-3	0-10-10	2	0	1	1	11
at Vanderbilt	1/7	*	29	5-6	0-0	1-4	3-7-10	1	1	0	0	11
Missouri	1/10	*	19	3-3	0-0	7-12	3-9-12	0	2	0	1	13
at Kentucky	1/14	*	28	3-4	0-0	3-4	2-9-11	1	0	0	0	9
Texas A&M	1/17	*	34	2-5	0-0	1-2	1-10-11	3	1	0	2	5
at Auburn	1/21	*	26	8-10	0-0	1-2	5-5-10	2	4	1	0	17
at Miss. State	1/24	*	37	2-3	0-0	2-2	1-10-11	1	1	2	3	6
Ole Miss	1/28	*	23	6-9	0-0	1-6	5-9-14	2	1	1	1	13
at Texas A&M	1/31	*	38	5-8	0-0	2-3	2-8-10	6	1	0	1	12
Kentucky	2/4	*	32	10-14	0-0	7-12	5-8-13	2	3	4	1	27

- Posted third-straight double-double against East Carolina (Dec. 20), grabbing 10 of her 15 rebounds in just 11 minutes of second-half action
- Recorded double-double against Hampton (Dec. 16) with 10 of 22 points coming during a 12-4 second-half run
- Played an historic career game against Winthrop (Dec. 13), recording program's first triple-double since Dec. 20, 2006, and first ever with blocked shots, swatting away a school-record 10 to go with her career high 29 points and 16 rebounds
- Connected on 7-of-9 field goals against #14/13 Duke (Dec. 6) and tallied six crucial points down the stretch to help South Carolina pull away
- Scored the game-tying putback with 56 seconds left against #16/18 Arizona State (Nov. 27)
- Double-double at UCLA (Nov. 22) kept Gamecocks within reach and made key steal during 8-2 run over final 90 seconds to secure the win
- Dominated the glass late against #6/10 Ohio State (Nov. 13), especially in 10-2 run over final 2:35 that decided the game, and finished the contest with her 24th career double-double (17 points, 13 rebounds)

Career Stats at South Carolina

Year	GP	GS	Min	Avg	FG	FGA	Pct	3FG	FGA	Pct	FT	FTA	Pct	Off	Def	Tot	Avg	PF	FO	A	TO	Blk	Stl	Pts	Avg
2013-14	34	1	668	19.6	148	242	.612	0	0	—	121	185	.654	82	203	285	8.4	83	1	11	57	73	17	417	12.3
2014-15	36	5	760	21.1	141	251	.562	0	0	—	117	168	.696	99	186	285	7.9	62	0	28	50	53	19	399	11.1
2015-16	22	21	578	26.3	114	165	.691	0	0	—	55	100	.550	65	155	220	10.0	50	0	24	34	34	21	283	12.9
Career	92	27	2006	21.8	403	658	.612	0	0	—	293	453	.647	246	544	790	8.6	195	1	63	141	160	57	1099	11.9



BIANCA CUEVAS

5-6 • So. • G • Bronx, N.Y. • Nazareth Regional
Major: Criminal Justice



Career Highlights

- 2015 Rainbow Wahine Showdown All-Tournament
- McDonald's All-America (2013-14)
- New York Class AA co-Player of the Year (2013-14)

2015-16

- Has appeared in every game
- Led team in scoring once – vs. Arizona State
- Handed out team-high assists once – vs. CSUB
- Solid extended minutes against #18/18 Kentucky (Feb. 4), committing just one turnover in 21 minutes
- Scored seven of her nine points against #15/11 Texas A&M (Jan. 17) during 12-7 fourth-quarter run that gave Gamecocks five-point lead with 3:55 to play
- Played lock-down defense against #20/- Missouri (Jan. 10), recording a career-best five steals
- Snatched a game-high three steals in the SEC opener against Arkansas (Jan. 3)
- Matched a career high with four rebounds against #14/13 Duke (Dec. 6)
- Named to the Rainbow Wahine Showdown All-Tournament team, finishing second on the team in scoring at the event with 17.0 points per game on 54.1 percent shooting, averaging 3.3 rebounds and swiping seven steals over the three-game event
- Scored in double figures for the third-straight game with 13 at Hawaii (Nov. 29), including nine in the second half to help Gamecocks pull away from a seven-point halftime lead
- Fell one point shy of her career high with 20 against CSU Bakersfield with four of her nine fourth-quarter points coming on back-to-back plays to launch a 14-2 run that put the game out of Roadrunners' reach
- Went on a personal 11-7 second-half run against #16/18 Arizona State (Nov. 27) as part of her team-high tying 18 points
- Gave UNCG (Nov. 15) trouble with her speed en route to 11 points, including 6-of-8 from the free throw line

Miscellaneous

	Season	Career
20+ Points	1	2
10+ Points	6	14
5+ Assists	1	6
Tm-High Points	1	3
Tm-High Assists	1	9

Career Highs

Pts21 at Ole Miss, 2/1/15
 Rebs..... 4, 6x, last vs. Duke, 12/6/15
 Blks 2 vs. NC Central, 12/1/14
 Stls..... 5 vs. Missouri, 1/10/16
 Assts 6 vs. CSU Bakersfield, 11/28/15
 Min.....30 vs. Southern Cal, 11/15/14

2015-16 Highs

Pts 20 vs. CSU Bakersfield, 11/28
 Rebs..... 4, 3x, last vs. Duke, 12/6
 Blks
 Stls..... 5 vs. Missouri, 1/10
 Assts 6 vs. CSU Bakersfield, 11/28
 Min.....29 vs. Hawaii, 11/29

SEC Career Highs

Pts 21 vs. Ole Miss, 2/1/15
 Rebs..... 4, 3x, last at Georgia, 2/5/15
 Blks 1, 2x, last at Kentucky, 3/1/15
 Stls..... 5 vs. Missouri, 1/10/16
 Assts 5, 2x, last vs. Vanderbilt, 2/15/15
 Min.....24, 2x, last vs. Arkansas, 1/3/16

2015-16 Game-by-Game

Opponent	Date	GS	MIN	FG-A	3FG-A	FT-A	Reb	A	TO	B	S	TP
Ohio State	11/13	8	1-5	0-1	3-4	0-0-0	1	1	0	0	5	
UNCG	11/15	19	2-4	1-3	6-8	0-2-2	1	3	0	2	11	
at Clemson	11/18	17	2-7	0-3	0-0	0-1-1	2	0	0	2	4	
at UCLA	11/22	13	2-4	0-0	3-3	0-2-2	2	2	0	0	7	
vs. Arizona State	11/27	18	7-13	0-2	4-7	0-2-2	0	2	0	2	18	
vs. CSUB	11/28	26	8-12	2-5	2-2	1-3-4	6	2	0	3	20	
vs. Hawaii	11/29	29	5-12	1-3	2-4	1-3-4	0	2	0	2	13	
Duke	12/6	13	1-4	0-1	0-2	0-4-4	2	1	0	0	2	
Winthrop	12/13	22	4-11	1-2	4-4	0-2-2	1	2	0	1	13	
Hampton	12/16	17	2-6	1-3	1-1	0-1-1	1	2	0	0	6	
vs. East Carolina	12/20	17	1-7	0-3	2-2	0-1-1	1	0	0	3	4	
Elon	12/22	15	1-4	0-3	0-0	0-1-1	2	3	0	0	2	
Arkansas	1/3	24	4-8	1-5	1-2	1-1-2	3	3	0	3	10	
at Vanderbilt	1/7	12	2-6	0-3	0-0	0-1-1	2	2	0	1	4	
Missouri	1/10	17	2-6	0-1	2-2	0-0-0	1	3	0	5	6	
at Kentucky	1/14	15	0-7	0-1	2-2	0-0-0	1	0	0	0	2	
Texas A&M	1/17	20	3-6	1-1	2-2	1-2-3	2	2	0	1	9	
at Auburn	1/21	18	0-3	0-2	1-2	0-2-2	2	2	0	0	1	
at Miss. State	1/24	6	0-2	0-0	0-2	0-0-0	1	1	0	0	0	
Ole Miss	1/28	18	3-7	0-2	0-0	0-0-0	1	2	0	0	6	
at Texas A&M	1/31	3	0-0	0-0	0-0	0-0-0	0	0	0	0	3	
Kentucky	2/4	21	1-5	0-1	3-4	0-2-2	2	1	0	1	5	

Career Stats at South Carolina

Year	GP	GS	Min	Avg	FG	FGA	Pct	3FG	FGA	Pct	FT	FTA	Pct	Off	Def	Tot	Avg	PF	FO	A	TO	Blk	Stl	Pts	Avg
2014-15	37	0	536	14.5	74	200	.370	16	72	.222	45	58	.776	13	35	48	1.3	44	1	64	60	5	42	209	5.6
2015-16	22	0	368	16.7	51	139	.367	8	45	.178	38	53	.717	4	30	34	1.6	24	0	34	36	0	26	148	6.7
Career	59	0	904	15.3	125	339	.369	24	117	.205	83	111	.748	17	65	82	1.4	68	1	98	96	5	68	357	6.1



ASIA DOZIER

6-0 • Sr. • G/F • Columbia, S.C. • Spring Valley
Major: Accounting



Career Highlights

Three-time SEC Academic Honor Roll

2015-16

- Team captain
- Has played in 20 games with 11 starts
- Suffered injury to right hand at #10/10 Texas A&M (Jan. 31) and is listed as day-to-day for her return
- Has recorded at least five assists three times
- Handed out team-high assists four times – UNCG, Duke, Hampton, Ole Miss
- Displayed great court vision against Ole Miss (Jan. 28) to finish with a game-high five assists
- Hit two clutch free throws at #10/10 Mississippi State (Jan. 24) after playing just 5:00 in the second half to give South Carolina a 55-51 advantage with 23 seconds to play
- Reached double figures for the first time this season against East Carolina (Dec. 20), scoring five of her 10 points in the first quarter
- Returned to starting lineup against Hampton (Dec. 16), matching a career high with two steals in the opening 10 minutes
- Connected on a game-high three 3-pointers on the way to a season-best nine points against Winthrop (Dec. 13)
- Was solid, steady force on defense against #14/13 Duke (Dec. 6)
- Started the second half at Clemson (Nov. 18) and hit back-to-back 3s as part of 19-5 run that broke open the game
- Tied career high with six assists against UNCG (Nov. 15)
- Started the second half against #6/10 Ohio State (Nov. 13), providing calming influence after Gamecocks trailed at the break

Miscellaneous

	Season	Career
10+ Points	1	14
10+ Rebounds	0	1
5+ Assists	3	11
Tim-High Points	0	2
Tim-High Assists	4	17

Career Highs

Pts 16, 2x, at San Diego State, 11/23/13
 Rebs..... 10 vs. Elon, 11/9/12
 Blks 3 at Kentucky, 3/1/15
 Stls..... 2, 9x, last vs. Hampton, 12/16/15
 Assts 6, 3x, last vs. UNCG, 11/15/15
 Min..... 40 at Arkansas, 1/2/14

2015-16 Highs

Pts 10 vs. East Carolina, 12/20
 Rebs..... 3 vs. Missouri, 1/10
 Blks
 Stls..... 2 vs. Hampton, 12/16
 Assts 6 vs. UNCG, 11/15
 Min..... 26 vs. UNCG, 11/15

SEC Career Highs

Pts 15 at Alabama, 1/8/15
 Rebs..... 6 vs. Florida, 2/23/14
 Blks 3 at Kentucky, 3/1/15
 Stls..... 2 at Alabama, 1/8/15
 Assts 6 vs. Ole Miss, 1/30/14
 Min..... 40 at Arkansas, 1/2/14

2015-16 Game-by-Game

Opponent	Date	GS	MIN	FG-A	3FG-A	FT-A	Reb	A	TO	B	S	TP
Ohio State	11/13		12	1-2	0-0	2-2	0-0-0	1	2	0	0	4
UNCG	11/15		26	1-4	1-4	0-0	0-2-2	6	0	0	0	3
at Clemson	11/18		21	3-9	2-7	0-0	0-1-1	0	1	0	0	8
at UCLA	11/22		3	0-1	0-1	0-0	0-0-0	0	1	0	0	0
vs. Arizona State	11/27		5	0-0	0-0	0-0	0-1-1	0	1	0	1	2
vs. CSUB	11/28		3	0-1	0-1	0-0	0-0-0	0	0	0	0	0
vs. Hawaii	11/29		25	0-2	0-2	3-4	0-0-0	3	1	0	1	3
Duke	12/6		20	0-2	0-1	0-0	0-2-2	3	1	0	0	0
Winthrop	12/13		18	3-4	3-4	0-0	0-2-2	3	2	0	1	9
Hampton	12/16	*	22	2-6	0-2	2-2	1-1-2	5	1	0	2	6
vs. East Carolina	12/20	*	19	4-5	2-2	0-0	0-1-1	0	1	0	0	10
Elon	12/22	*	22	3-5	1-3	0-0	1-0-1	3	1	0	0	7
Arkansas	1/3						— DNP —					
at Vanderbilt	1/7	*	23	1-5	1-4	0-0	0-1-1	4	2	0	0	3
Missouri	1/10	*	18	1-3	0-0	0-0	1-2-3	1	1	0	0	2
at Kentucky	1/14	*	5	0-2	0-1	0-0	0-1-1	0	1	0	0	0
Texas A&M	1/17	*	13	0-1	0-1	0-0	1-0-1	1	2	0	1	0
at Auburn	1/21	*	20	0-4	0-3	1-2	0-2-2	3	0	0	0	1
at Miss. State	1/24	*	12	0-1	0-1	2-2	0-1-1	1	1	0	0	2
Ole Miss	1/28	*	20	1-3	1-3	0-0	0-0-0	5	1	0	1	3
at Texas A&M	1/31	*	22	0-0	0-0	0-0	0-1-1	1	3	0	0	0
Kentucky	2/4						— DNP —					

Career Stats at South Carolina

Year	GP	GS	Min	Avg	FG	FGA	Pct	3FG	FGA	Pct	FT	FTA	Pct	Off	Def	Tot	Avg	PF	FO	A	TO	Blk	Stl	Pts	Avg
2012-13	31	0	398	12.8	28	134	.209	16	91	.176	11	24	.458	19	42	61	2.0	35	1	25	20	4	8	83	2.7
2013-14	34	32	911	26.8	72	211	.341	33	103	.320	28	44	.636	18	77	95	2.8	63	0	92	68	7	21	205	6.0
2014-15	37	30	615	16.6	55	133	.414	29	87	.333	10	13	.769	2	36	38	1.0	27	0	67	33	7	20	149	4.0
2015-16	20	11	329	16.5	21	62	.339	11	40	.275	10	12	.833	4	18	22	1.1	16	0	40	23	0	7	63	3.2
Career	122	73	2253	18.5	176	540	.326	89	321	.277	59	93	.634	43	173	216	1.8	141	1	224	144	18	56	500	4.1



#44 INDIA FARMER

6-0 • Jr. • F • N. Myrtle Beach, S.C. • North Myrtle Beach
Major: Criminal Justice



Career Highlights

Two-time SEC Academic Honor Roll

2015-16

- Has seen time in four contests, including SEC opener against Arkansas (Jan. 3)
- Recorded a pair of blocked shots against UNCG (Nov. 15)

Career Highs

Pts 3, 2x, last vs. Alabama, 1/19/14
Rebs 3 vs. NC Central, 12/2/13
Blks 2 vs. UNCG, 11/15/15
Stls 1 at Florida, 1/19/15
Assts
Min 11 vs. NC Central, 12/2/13

2015-16 Highs

Pts
Rebs 1, 4x, last vs. Arkansas, 1/3
Blks 2 vs. UNCG, 11/15
Stls
Assts
Min 5, 2x, last vs. East Carolina, 12/20

SEC Career Highs

Pts 3, 2x, last vs. Alabama, 1/19/14
Rebs 1, 2x, last vs. Arkansas, 1/3/16
Blks
Stls 1 at Florida, 1/19/15
Assts
Min 4, 2x, last at Florida, 1/19/15

2015-16 Game-by-Game

Opponent	Date	GS	MIN	FG-A	3FG-A	FTA	Reb	A	TO	B	S	TP
Ohio State	11/13					DNP						
UNCG	11/15	5	0-1	0-1	0-0	0-1-1	0	0	2	0	0	0
at Clemson	11/18					DNP						
at UCLA	11/22					DNP						
vs. Arizona State	11/27					DNP						
vs. CSUB	11/28					DNP						
vs. Hawaii	11/29					DNP						
Duke	12/6					DNP						
Winthrop	12/13	3	0-2	0-1	0-0	1-0-1	0	0	0	0	0	0
Hampton	12/16					DNP						
vs. East Carolina	12/20	5	0-1	0-1	0-0	0-1-1	0	0	0	0	0	0
Elon	12/22					DNP						
Arkansas	1/3	3	0-0	0-0	0-0	0-1-1	0	0	0	0	0	0
at Vanderbilt	1/7					DNP						
Missouri	1/10					DNP						
at Kentucky	1/14					DNP						
Texas A&M	1/17					DNP						
at Auburn	1/21					DNP						
at Miss. State	1/24					DNP						
Ole Miss	1/28					DNP						
at Texas A&M	1/31					DNP						
Kentucky	2/4					DNP						

Career Stats at South Carolina

Year	GP	GS	Min	Avg	FG	FGA	Pct	3FG	FGA	Pct	FT	FTA	Pct	Off	Def	Tot	Avg	PF	FO	A	TO	Blk	Stl	Pts	Avg
2013-14	18	0	48	2.7	2	7	.286	2	4	.500	0	0	—	2	4	6	0.3	4	0	0	1	1	0	6	0.3
2014-15	16	0	37	2.3	0	4	.000	0	2	.000	4	6	.667	5	3	8	0.5	1	0	0	1	0	1	4	0.3
2015-16	4	0	16	4.0	0	4	.000	0	3	.000	0	0	—	1	3	4	1.0	2	0	0	0	2	0	0	0.0
Career	38	0	101	2.7	2	15	.133	2	9	.222	4	6	.667	8	10	18	0.5	7	0	0	2	3	1	10	0.3



SARAH IMOVBIOH

6-2 • Sr. • F • Abuja, Nigeria • Virginia
Major: Criminal Justice (graduate program)



Career Highlights

2011 Parade All-America (HS)

2015-16

- Has played in every game, starting three
- Led the team in rebounding twice – UNCG, at Clemson
- Grabbed seven of her nine rebounds against Ole Miss (Jan. 28) on the offensive end, including five in 10 minutes of second-half action
- Controlled the glass early at #10/10 Mississippi State (Jan. 24), collecting six first-half rebounds and seven total boards in just nine minutes of action
- Was effective in her SEC debut against Arkansas (Jan. 3) with seven rebounds and nine points in just 17 minutes
- Grabbed seven of her 12 rebounds against East Carolina (Dec. 20) in the first half
- Great offensive work against Hampton (Dec. 16), finishing with career bests in points (19), field goals (6) and free throws (7) after playing a career-high 24 minutes
- Was second on team in rebounding at Rainbow Wahine Showdown (Nov. 27-29) with 5.7 per game, including 2.3 offensive per outing
- Grabbed six of eight total rebounds against #16/18 Arizona State (Nov. 27) in the first half, including all three offensive boards to help Gamecocks stay within one possession at halftime
- Started the second half at Clemson (Nov. 18), providing great energy on the glass and adding four points to the game-changing 19-5 third-quarter surge
- Posted first double-double of Gamecock career with 14 points and team-high 11 boards against UNCG (Nov. 15)
- Had great fourth quarter against #6/10 Ohio State, scoring the six of the first eight points in the period, including to putbacks, to hold off the charging Buckeyes

Miscellaneous

	Season	Career
Double-Double	1	1
10+ Points	2	2
10+ Rebounds	3	3
Tm-High Points	0	0
Tm-High Rebs.	2	2

Career Highs

Pts	19 vs. Hampton, 12/16/15
Rebs	12 vs. East Carolina, 12/20/15
Blks	1, 3x, last at Kentucky, 1/14/16
Stls	2, 2x, last at Clemson, 11/18/15
Assts	2, 2x, last vs. Missouri, 1/10/16
Min	24 vs. Hampton, 12/16/15

SEC Career Highs

Pts	9 vs. Arkansas, 1/3/16
Rebs	9 vs. Ole Miss, 1/28/16
Blks	1, 2x, last at Kentucky, 1/14/16
Stls	1 at Auburn, 1/21/16
Assts	2 vs. Missouri, 1/10/16
Min	17, 4x, last vs. Ole Miss, 1/28/16

2015-16 Game-by-Game

Opponent	Date	GS	MIN	FG-A	3FG-A	FT-A	Reb	A	TO	B	S	TP
Ohio State	11/13	*	16	4-5	0-0	0-2	3-7-10	0	1	0	0	8
UNCG	11/15		21	5-7	0-0	4-6	5-6-11	0	0	0	2	14
at Clemson	11/18		19	3-4	0-0	3-8	4-2-6	0	0	0	2	9
at UCLA	11/22		8	0-0	0-0	0-0	3-1-4	0	0	0	1	0
vs. Arizona State	11/27		16	0-1	0-0	1-2	3-5-8	0	2	0	0	1
vs. CSUB	11/28		15	3-5	0-0	0-5	3-2-5	0	0	0	0	6
vs. Hawaii	11/29		13	1-2	0-0	1-1	1-3-4	0	1	0	0	3
Duke	12/6		3	0-0	0-0	0-0	0-0-0	0	1	0	0	0
Winthrop	12/13	*	22	3-3	0-0	1-1	1-3-4	1	1	1	0	7
Hampton	12/16	*	24	6-8	0-0	7-9	5-2-7	0	0	0	0	19
vs. East Carolina	12/20		18	1-5	0-0	2-3	4-8-12	2	0	0	0	4
Elon	12/22		16	1-2	0-0	0-0	2-1-3	0	1	0	1	2
Arkansas	1/3		17	4-7	0-0	1-2	4-3-7	0	3	0	0	9
at Vanderbilt	1/7		5	0-0	0-0	0-0	0-2-2	0	1	0	0	0
Missouri	1/10		17	2-2	0-0	0-0	0-2-2	2	2	1	0	4
at Kentucky	1/14		13	0-2	0-0	0-2	2-3-5	0	0	1	0	0
Texas A&M	1/17		3	0-2	0-0	0-0	1-0-1	0	1	0	0	0
at Auburn	1/21		17	1-1	0-0	0-2	1-1-2	0	0	0	1	2
at Miss. State	1/24		9	0-0	0-0	0-0	4-3-7	0	2	0	0	0
Ole Miss	1/28		17	3-5	0-0	1-3	7-2-9	0	2	0	0	7
at Texas A&M	1/31		1	0-0	0-0	0-0	1-0-1	0	0	0	0	1
Kentucky	2/4		8	1-2	0-0	0-0	1-0-1	0	0	0	0	2

Career Stats at South Carolina

Year	GP	GS	Min	Avg	FG	FGA	Pct	3FG	FGA	Pct	FT	FTA	Pct	Off	Def	Tot	Avg	PF	FO	A	TO	Blk	Stl	Pts	Avg
2015-16	22	3	298	13.5	38	63	.603	0	0	—	21	46	.457	55	56	111	5.1	32	0	5	18	3	7	97	4.4



TIFFANY MITCHELL

5-9 • Sr. • G • Charlotte, N.C. • Providence Day
Major: Retail Management



Career Highlights

- Wooden Award Midseason Top 20
- USBWA Ann Meyers Drysdale Award Midseason Watch List
- Dawn Staley Award Midseason Watch List
- Naimsmith Early Season Watch List
- Senior CLASS Award candidate
- Preseason All-America (AP, Lindy's, Athlon, SI, ESPN)
- Preseason SEC Player of the Year (Coaches, Media)
- Two-time SEC Player of the Year (Coaches – 2014, 2015; AP - 2015)
- Two-time All-SEC First Team (Coaches – 2014, 2015; AP – 2014, 2015)
- 2015 All-America First Team (ESPN, AP, USBWA)
- 2015 Dawn Staley Award Finalist
- 2015 Naimsmith Finalist
- 2015 Wooden Award All-America Team/Finalist
- 2015 Wade Watch List
- 2015 Capital One Academic All-District 4
- 2015 NCAA Greensboro Region All-Tournament Team
- 2015 FIBA 3x3 World Championship Gold (USA)
- 2014 WBCA All-America
- 2014 All-America Third Team (AP, Full Court)
- 2014 Wooden Award Final Ballot, Wade Trophy Watch List, Dawn Staley Award Watch List
- 2014 WBCA All-Region 3
- 2014 SEC All-Defensive Team
- 2013 SEC All-Freshman Team

Miscellaneous

	Season	Career
Double-Double	0	4
20+ Points	3	16
10+ Points	20	95
10+ Rebounds	0	7
5+ Assists	3	14
5+ Steals	0	8
Tm-High Points	7	44
Tm-High Rebs.	0	10
Tm-High Assists	6	35

Career Highs

Pts	25 vs. Georgia, 2/27/14
Rebs	11, 5x, last at Arkansas, 1/2/14
Blks	3 at Arkansas, 2/19/15
Stls	7 vs. NC Central, 12/2/14
Assts	9 at San Diego State, 11/23/13
Min	40, 3x, last vs. Texas A&M, 1/17/16

2015-16

- Selected team captain for second-straight season
- In SEC play, ranks among league's top 10 in five categories, including fifth in scoring (15.0 ppg), fourth in free throw percentage (.804), sixth in steals (2.0 spg) and 10th in assists (2.8 apg)
- Ranks eighth in the SEC in scoring overall, third in free throw percentage and 10th in 3-pointers made per game
- Has been team's top scorer seven times – at Clemson, at UCLA, vs. East Carolina, Elon, at Vandy, Mizzou, at Miss. St.
- Handed out team-high assists six times – Ohio State, Arkansas, at Vanderbilt, Missouri, at Auburn, at Miss. St.
- Played just 10 minutes against #18/18 Kentucky (Feb. 4) after suffering lower back injury midway through second quarter
- Scored 18 of her 20 points in the second half at #10/10 Texas A&M (Jan. 31), including seven during South Carolina's 13-2 fourth-quarter run that grabbed control of the game
- Willed the Gamecocks to victory at #10/10 Mississippi State (Jan. 24), scoring seven straight points to stretch a one-point lead to six with 2:34 to go and adding clutch free throws in final 10 seconds for second 20-point game
- Tallied nine second-half points at #9/9 Kentucky (Jan. 14), converting a key three-point play late in the third quarter to give South Carolina its first lead of the game
- Scored eight points in 10-2 third-quarter run after #20/- Missouri (Jan. 10) opened the period on a 12-4 surge en route to game-high 19 points

2015-16 Highs

Pts	22 at Vanderbilt, 1/7
Rebs	6 vs. Hampton, 12/16
Blks	1, 4x, last vs. Ole Miss, 1/28
Stls	4, 3x, last vs. Texas A&M, 1/17
Assts	5, 3x, last at Auburn, 1/21
Min	40 vs. Texas A&M, 1/17

2015-16 Game-by-Game

Opponent	Date	GS	MIN	FG-A	3FG-A	FT-A	Reb	A	TO	B	S	TP
Ohio State	11/13	*	32	6-12	2-4	1-2	1-2-3	3	8	1	4	15
UNCG	11/15	*	23	3-11	2-7	2-2	0-2-2	5	1	0	2	10
at Clemson	11/18	*	25	6-12	4-7	2-4	3-2-5	0	1	0	4	18
at UCLA	11/22	*	34	5-12	1-5	6-6	2-3-5	2	6	0	1	17
vs. Arizona State	11/27	*	36	2-7	0-3	2-2	0-1-1	1	2	0	2	6
vs. CSUB	11/28	*	32	3-9	0-2	7-8	0-1-1	1	1	0	0	13
vs. Hawaii	11/29	*	29	5-10	2-5	2-2	1-1-2	2	3	0	0	14
Duke	12/6	*	35	3-13	1-5	5-6	2-2-4	2	3	1	0	12
Winthrop	12/13	*	22	4-8	3-6	1-2	1-4-5	3	4	0	1	12
Hampton	12/16	*	29	4-11	3-6	6-8	4-2-6	2	0	0	1	17
vs. East Carolina	12/20	*	24	5-9	1-3	7-8	0-1-1	3	1	0	2	18
Elon	12/22	*	34	7-15	3-6	1-1	2-2-4	2	1	1	1	18
Arkansas	1/3	*	26	4-9	2-5	2-3	0-3-3	4	3	0	2	12
at Vanderbilt	1/7	*	34	8-15	3-6	3-6	1-1-2	5	2	0	2	22
Missouri	1/10	*	31	5-12	1-5	8-9	0-2-2	2	2	0	3	19
at Kentucky	1/14	*	31	5-13	1-5	5-5	1-1-2	2	2	0	1	16
Texas A&M	1/17	*	40	4-13	1-5	2-5	2-2-4	2	3	0	4	11
at Auburn	1/21	*	24	4-10	1-3	4-4	1-0-1	5	1	0	3	13
at Miss. State	1/24	*	37	6-15	1-7	8-9	0-2-2	2	7	0	0	21
Ole Miss	1/28	*	26	6-11	3-6	0-0	1-3-4	4	2	1	1	15
at Texas A&M	1/31	*	38	7-17	1-6	5-5	3-1-4	2	3	0	3	20
Kentucky	2/4	*	10	1-2	0-0	0-0	0-0-0	0	3	0	1	2

- Powered team to win at Vanderbilt (Jan. 7) with seven of her season-high 22 points during 10-3 third-quarter run that put team ahead for good, adding seven of fourth quarter's first eight points
- Had most efficient scoring game of the season vs. East Carolina (Dec. 20), hitting 5-of-9 field goals and 7-of-8 free throws on her way to a game-high 18 points
- Sparked Gamecock offense in second half against Hampton (Dec. 16), tallying nine points over the first four minutes of the half and finishing 4-of-4 from the field in the final 20 minutes
- Scored 10 of her 14 points at Hawaii (Nov. 28) in the first half on 4-of-7 shooting (.571), including the first five points of the second quarter
- Netted four of her 17 points at UCLA (Nov. 22) during 10-4 run over final 4:05 to deliver the win
- Looked sharp in win at Clemson (Nov. 18), shooting 50.0 percent from the field with a team-high 18 points, including four 3-pointers, and swiped four steals for second time in three games

SEC Career Highs

Pts	25 vs. Georgia, 2/27/14
Rebs	11, 2x, last at Arkansas, 1/2/14
Blks	3 at Arkansas, 2/19/15
Stls	6 at Auburn, 1/12/14
Assts	8, 2x, last vs. Ole Miss, 1/30/14
Min	40 vs. Texas A&M, 1/17/16

Career Stats at South Carolina

Year	GP	GS	Min	Avg	FG	FGA	Pct	3FG	FGA	Pct	FT	FIA	Pct	Off	Def	Tot	Avg	PF	FO	A	TO	Blk	Stl	Pts	Avg
2012-13	33	30	927	28.1	107	282	.379	22	60	.367	68	111	.613	60	109	169	5.1	64	1	43	82	4	44	304	9.2
2013-14	34	34	1066	31.4	165	335	.493	40	74	.541	157	198	.793	41	149	190	5.6	63	0	118	97	8	62	527	15.5
2014-15	37	37	1106	29.9	189	378	.500	57	137	.416	98	117	.838	28	87	115	3.1	64	1	106	82	11	65	533	14.4
2015-16	22	22	652	29.6	103	246	.419	36	107	.336	79	97	.814	25	38	63	2.9	40	0	54	59	4	38	321	14.6
Career	126	123	3751	29.8	564	1241	.454	155	378	.410	402	523	.769	154	383	537	4.3	231	2	321	320	27	209	1685	13.4



TINA ROY

5-11 • Sr. • G • Kaplan, La. • Kaplan
Major: Retail Management



Career Highlights

Two-time SEC Academic Honor Roll

2015-16

- Selected team captain
- Has played in every game, starting 11
- In league play, leads the SEC in 3-pointers per game (2.7) and is second in 3-point percentage (.409)
- Overall, ranks second in SEC in 3-point percentage and fifth in 3s made per game (2.0)
- Has led the team in scoring twice – at UCLA, vs. Arkansas
- Dished out a team-high assists seven times – UNCG, at UCLA, vs. Arizona State, Missouri, at Kentucky, at Miss. St., Kentucky
- Started against #18/18 Kentucky (Feb. 4) contributing on both ends with two steals, a team-high four assists and five timely points, including a free-throw-line jumper after the Wildcats got within three points in fourth quarter
- Well-rounded effort against Ole Miss (Jan. 28) matching career high with three steals to go with nine points on three 3s and four assists
- Opened and closed 11-4 run at end of second quarter at #10/10 Mississippi State (Jan. 24) with 3-pointers and added a third to cap a 7-0 run that ended a 35-35 tie midway through the fourth quarter
- Helped spark an 18-0 run in the second quarter at Auburn (Jan. 21) with a pair of 3-pointers in a 2:00 span, the second of which gave team a lead it never relinquished
- Knocked down two of her four 3-pointers in a span of 97 seconds late in the third quarter at #9/9 Kentucky (Jan. 14) to help the Gamecocks stay within three of the lead
- Hit three of her four 3-pointers at Vanderbilt (Jan. 7) in the second half, including one at the end of the third quarter to put Gamecocks in front going into the fourth and another late in the fourth after Commodores pulled within three
- Buried back-to-back 3s as part of 20-2 run to open the second quarter against Arkansas (Jan. 3), finishing with career-best seven 3-pointers to tie the South Carolina record against an SEC opponent
- Went 3-of-3 from the behind the arc against Elon (Dec. 22), netting at least three 3s for the third time this season
- Matched her career high with five 3s at UCLA (Nov. 22), including one to open the fourth quarter to launch the Gamecocks' 23-17 final period to overcome a three-point deficit

Miscellaneous

	Season	Career
10+ Points	6	18
5+ Assists	0	5
Tm-High Points	2	4
Tm-High Assists	7	17

Career Highs

Pts	21 vs. Arkansas, 1/3/16
Rebs	8 at Mississippi State, 2/6/14
Blks	2 at Mississippi State, 2/6/14
Stls	3, 2x, last vs. Ole Miss, 1/28/16
Assts	10 vs. Savannah State, 12/14/14
Min	37 at UCLA, 11/22/15

2015-16 Highs

Pts	21 vs. Arkansas, 1/3
Rebs	5 vs. CSU Bakersfield, 11/28
Blks	1 vs. Arizona State, 11/27
Stls	3 vs. Ole Miss, 1/28
Assts	6 vs. UNCG, 11/15
Min	37 at UCLA, 11/22

SEC Career Highs

Pts	21 vs. Arkansas, 1/3/16
Rebs	8 at Mississippi State, 2/6/14
Blks	2 at Mississippi State, 2/6/14
Stls	3 vs. Ole Miss, 1/28/16
Assts	4, 6x, last vs. Kentucky, 2/4/16
Min	35 at Kentucky, 1/14/16

2015-16 Game-by-Game

Opponent	Date	GS	MIN	FG-A	3FG-A	FT-A	Reb	A	TO	B	S	TP
Ohio State	11/13	*	23	1-6	1-6	0-0	0-1-1	1	1	0	0	3
UNCG	11/15	*	19	3-8	3-8	0-0	0-0-0	6	0	0	0	9
at Clemson	11/18	*	22	1-6	1-6	0-0	0-1-1	1	0	0	1	3
at UCLA	11/22	*	37	6-14	5-11	0-0	0-3-3	4	2	0	0	17
vs. Arizona State	11/27	*	22	1-7	1-3	0-0	0-2-2	3	2	1	0	3
vs. CSUB	11/28	*	21	1-4	1-4	0-0	1-4-5	3	0	0	0	3
vs. Hawaii	11/29	*	9	0-1	0-1	0-0	0-0-0	2	0	0	1	0
Duke	12/6	*	16	1-3	1-2	0-0	0-1-1	2	1	0	1	3
Winthrop	12/13	*	11	1-6	1-6	0-0	0-0-0	3	0	0	0	3
Hampton	12/16		24	0-3	0-2	0-0	0-3-3	3	1	0	0	0
vs. East Carolina	12/20		12	1-5	1-4	0-0	1-2-3	0	2	0	0	3
Elon	12/22		11	3-3	3-3	0-0	0-0-1	1	0	0	0	9
Arkansas	1/3	*	29	7-13	7-12	0-0	0-1-1	3	0	0	1	21
at Vanderbilt	1/7		20	4-8	4-6	1-2	0-1-1	1	2	0	1	13
Missouri	1/10		16	1-5	1-5	0-3	0-2-2	2	2	0	0	3
at Kentucky	1/14		35	4-11	4-9	0-0	1-2-3	4	2	0	1	12
Texas A&M	1/17		13	0-3	0-3	0-0	0-2-2	1	0	0	0	0
at Auburn	1/21		20	4-7	4-7	0-0	0-0-0	2	0	0	0	12
at Miss. State	1/24		27	4-6	3-4	0-0	0-1-1	2	3	0	0	11
Ole Miss	1/28		20	3-9	3-9	0-0	0-0-0	4	1	0	3	9
at Texas A&M	1/31		18	0-3	0-3	1-2	0-1-1	1	2	0	1	1
Kentucky	2/4	*	33	2-11	1-8	2-2	0-1-1	4	0	0	2	7

- Hit a clutch 3 in the third quarter against #6/10 Ohio State (Nov. 13), tying the game as part of an 8-2 run to close the period

Career Stats at South Carolina

Year	GP	GS	Min	Avg	FG	FGA	Pct	3FG	FGA	Pct	FT	FTA	Pct	Off	Def	Tot	Avg	PF	FO	A	TO	Blk	Stl	Pts	Avg		
2011-12	34	0	383	11.3	53	181	.293	32	127	.252	10	22	.455	20	29	49	1.4	20	0	10	15	1	9	148	4.4		
2012-13	— Did Not Play —																										
2013-14	34	1	553	16.3	44	146	.301	20	86	.233	14	23	.609	13	56	69	2.0	19	0	48	23	9	6	122	3.6		
2014-15	36	0	568	15.8	59	152	.388	46	119	.387	2	5	.400	8	59	67	1.9	19	0	78	34	5	7	166	4.6		
2015-16	22	11	458	20.8	48	142	.338	45	122	.369	4	9	.444	3	28	31	1.4	10	0	53	21	1	12	145	6.6		
Career	126	12	1962	15.6	204	621	.329	143	454	.315	30	59	.508	44	172	216	1.7	68	0	189	93	16	34	581	4.6		



KHADIJAH SESSIONS

5-8 • Sr. • G • Myrtle Beach, S.C. • Myrtle Beach
Major: Hotel, Restaurant, Tourism Management



Career Highlights

Three-time SEC Academic Honor Roll
2012 Parade All-America (HS)

2012 SCBA Class 4A Player of the Year

2015-16

- Selected team captain
- Has started every game
- Ranks fifth in SEC in steals in league play (2.1) and seventh overall (2.0)
- Has led the team in assists seven times – Ohio State, at Clemson, at Hawaii, Winthrop, Elon, Arkansas, Ole Miss – and handed out five or more assists three times this season
- Shooting 53.1 percent from the field in SEC play, including 8-of-18 from 3-point range, to average 8.0 points
- Knocked down a 70-foot, third-quarter buzzer beat to give the Gamecocks momentum and a 57-53 lead over #18/18 Kentucky (Feb. 4) heading into the final period
- Finished in double figures at #10/10 Texas A&M (Jan. 31), capping off South Carolina's 10-0 fourth-quarter run with a layup in transition for a 60-54 lead midway through the period and hit a pair of free throws in the final 1:00 to help seal the win
- Continued her clutch shooting with a pair of midrange jumpers in the final 2:34 at #10/10 Mississippi State (Jan. 24), including one with 30 seconds to go in a two-point game
- Managed the game at Auburn (Jan. 21) well and provided great ball pressure to help Tigers shoot just 12.5 percent in the second quarter
- Bounced back from early thigh contusion against #15/11 Texas A&M (Jan. 17) to swipe two of her four steals in the final 5:12 then sink the game-winning free throw with less than a second to play
- Scored five of her eight points against #9/9 Kentucky (Jan. 14) in the fourth quarter, scoring four points of a 6-0 run that brought Gamecocks within one late in the third quarter then knocking down a fourth-quarter 3-pointer as part of the 15-2 run that won the game
- Great ball pressure against #20/- Missouri (Jan. 10) helped harass Tigers into 20 turnovers
- Hit a pair of clutch fourth-quarter 3-pointers at Vanderbilt (Jan. 7), the first coming in a one-point game with 4:00 to play and the second after 'Dores drew within three inside 2:00 remaining
- Was critical to 20-2 run that opened second quarter against Arkansas (Jan. 3), making two key defensive plays and handing out assists on two of the three 3-pointers that launched the surge

Miscellaneous

	Season	Career
10+ Points	5	25
5+ Assists	3	13
Tm-High Points	0	3
Tm-High Assists	7	29

Career Highs

Pts	19 vs. Auburn, 2/3/13
Rebs	6 vs. Clemson, 11/20/14
Blks	1, 10x, last at Texas A&M, 1/31/16
Stls	4, 14x, last vs. Texas A&M, 1/17/16
Assts	8 vs. NC Central, 12/1/14
Min	39 at Texas A&M, 1/31/16

2015-16 Highs

Pts	12 vs. Ohio State, 11/13
Rebs	5, 2x, last vs. Duke, 12/6
Blks	1, 2x, last at Texas A&M, 1/31
Stls	4, 4x, last vs. Texas A&M, 1/17
Assts	6 vs. Winthrop, 12/13
Min	39 at Texas A&M, 1/31

SEC Career Highs

Pts	19 vs. Auburn, 2/3/13
Rebs	5, 4x, last at Arkansas, 2/19/15
Blks	1, 4x, last at Texas A&M, 1/31/16
Stls	4, 6x, last vs. Texas A&M, 1/17/16
Assts	7 at Arkansas, 2/19/15
Min	39 at Texas A&M, 1/31/16

2015-16 Game-by-Game

Opponent	Date	GS	MIN	FG-A	3FG-A	FT-A	Reb	A	TO	B	S	TP
Ohio State	11/13	*	36	3-8	0-0	6-8	0-3-3	3	3	0	4	12
UNCG	11/15	*	18	1-2	0-0	0-0	0-1-1	4	0	0	2	2
at Clemson	11/18	*	19	0-1	0-1	0-0	0-2-2	5	1	0	1	0
at UCLA	11/22	*	23	0-1	0-1	0-0	1-4-5	1	4	0	0	0
vs. Arizona State	11/27	*	30	2-7	0-2	2-2	3-0-3	0	1	0	2	6
vs. CSUB	11/28	*	26	3-4	0-0	2-3	1-0-1	1	0	0	2	8
vs. Hawaii	11/29	*	21	4-5	1-2	2-2	1-3-4	4	1	0	4	11
Duke	12/6	*	37	2-4	0-1	1-6	2-3-5	1	1	0	4	5
Winthrop	12/13	*	15	2-3	0-1	0-0	0-1-1	6	1	0	1	4
Hampton	12/16	*	17	2-3	1-1	0-0	0-4-4	2	3	0	0	5
vs. East Carolina	12/20	*	22	1-5	0-2	3-4	0-2-2	3	2	0	1	5
Elon	12/22	*	24	2-4	1-2	1-2	1-1-2	4	1	0	2	6
Arkansas	1/3	*	25	3-4	1-1	0-0	1-2-3	4	1	1	3	7
at Vanderbilt	1/7	*	30	3-5	2-3	2-3	3-1-4	0	0	0	3	10
Missouri	1/10	*	23	2-6	1-2	4-4	0-0-0	1	0	0	1	9
at Kentucky	1/14	*	29	3-5	1-1	1-3	1-0-1	3	2	0	0	8
Texas A&M	1/17	*	34	3-5	0-2	2-4	0-2-2	2	2	0	4	8
at Auburn	1/21	*	26	1-1	1-1	2-2	0-3-3	1	3	0	3	5
at Miss. State	1/24	*	29	4-6	0-1	2-2	0-4-4	1	2	0	1	10
Ole Miss	1/28	*	25	1-4	0-2	2-4	1-1-2	5	0	0	1	4
at Texas A&M	1/31	*	39	3-8	1-2	3-5	0-2-2	3	2	1	3	10
Kentucky	2/4	*	30	3-5	1-3	2-4	0-4-4	1	3	0	2	9

- Served as a catalyst for the South Carolina offense against Winthrop (Dec. 13), dishing out six assists
- Matched career highs in steals (4) and minutes played (37) against #14/13 Duke (Dec. 6), picking up last two steals in final 5:03 to spark 15-5 run that turned one-point deficit into victory
- At Rainbow Wahine Showdown, averaged 8.3 points on 56.3 percent shooting (9-of-16) to go with eight steals
- Scored in double figures for second time this season with 11 at Hawaii (Nov. 29) all in the second half, including nine during a 17-6 run to close the third quarter after UH had closed within five points
- Grabbed three offensive rebounds against #16/18 Arizona State (Nov. 27)
- Swiped four steals against #6/10 Ohio State (Nov. 13) and applied pressure to the Buckeyes' defense early with strong drives to the basket

Career Stats at South Carolina

Year	GP	GS	Min	Avg	FG	FGA	Pct	3FG	FGA	Pct	FT	FTA	Pct	Off	Def	Tot	Avg	PF	FO	A	TO	Blk	Stl	Pts	Avg
2012-13	33	3	570	17.3	53	151	.351	13	54	.241	72	109	.661	22	24	46	1.4	43	0	36	49	3	21	191	5.8
2013-14	29	26	761	26.2	58	159	.365	18	59	.305	74	109	.679	9	38	47	1.6	60	0	77	45	1	28	208	7.2
2014-15	37	36	814	22.0	59	147	.401	20	64	.313	27	51	.529	26	63	89	2.4	63	0	105	49	4	68	165	4.5
2015-16	22	22	578	26.3	48	96	.500	11	31	.355	37	58	.638	15	43	58	2.6	49	1	55	33	2	44	144	6.5
Career	121	87	2723	22.5	218	553	.394	62	208	.298	210	321	.654	72	168	240	2.0	215	1	273	176	10	161	708	5.9



JATARIE #40 WHITE

6-4 • So. • F • Charlotte, N.C. • Providence Day
Major: Public Relations/Advertising



Career Highlights

2014 McDonald's All-America
2014 WBCA All-America

Charlotte Observer Player of the Year (2013, 2014)
North Carolina Miss Basketball (2013, 2014)

2015-16

- Has seen time in every game
- Led the team in rebounding once – at Clemson
- Played eight tough minutes at #10/10 Mississippi State (Jan. 24), recording a fourth-quarter steal
- Showed better poise inside at Auburn (Jan. 21) for nine points in SEC career-high tying 21 minutes
- Reached double figures for the second time this season against #20/- Missouri (Jan. 10), pouring in an SEC career-high 11 points
- Great offensive game against East Carolina (Dec. 20) with career-high 14 points on 5-of-8 shooting
- Scored all of her eight points against Hampton (Dec. 16) in the second half, shooting 3-of-5 from the field and grabbing five her seven rebounds in the final 20 minutes as well
- Notched career highs in rebounds (9) and blocks (4) in 18 minutes of action against Winthrop (Dec. 13)
- Played 19 minutes against #14/13 Duke (Dec. 6), finishing with five rebounds
- Grabbed five rebounds in just 11 minutes of action against CSU Bakersfield (Nov. 27)
- Started the second half at Clemson (Nov. 18) and was key part of 19-5 third-quarter run that broke open the game ... tied for team-high honors with six rebounds
- Great contributions against #6/10 Ohio State (Nov. 13), beyond the four points, three rebounds and two assists in the box score

Miscellaneous

	Season	Career
10+ Points	2	4
10+ Rebounds	0	0
Tm-High Points	0	0
Tm-High Rebs.	1	1

Career Highs

Pts14 vs. East Carolina, 12/20/15
Rebs9 vs. Winthrop, 12/13/15
Blks4 vs. Winthrop, 12/13/15
Stls2 vs. Syracuse, 3/22/15
Assts2, 4x, last at Clemson, 11/18/15
Min22 vs. San Diego St., 11/23/14

2015-16 Highs

Pts14 vs. East Carolina, 12/20
Rebs9 vs. Winthrop, 12/13
Blks4 vs. Winthrop, 12/13
Stls1, 5x, last vs. Ole Miss, 1/28
Assts2, 2x, last at Clemson, 11/18
Min21, 2x, last at Auburn, 1/21

SEC Career Highs

Pts11 v. Missouri, 1/10/16
Rebs7 at Georgia, 2/5/15
Blks2 at Georgia, 2/5/15
Stls1, 4x, last vs. Ole Miss, 1/28/16
Assts2 vs. LSU, 2/12/15
Min21, 2x, last at Auburn, 1/21/16

2015-16 Game-by-Game

Opponent	Date	GS	MIN	FG-A	3FG-A	FT-A	Reb	A	TO	B	S	TP
Ohio State	11/13	15	1-3	0-0	2-3	1-2-3	2	0	0	0	0	4
UNCG	11/15	13	2-4	0-0	1-2	0-3-3	1	0	1	0	0	5
at Clemson	11/18	18	1-4	0-0	1-2	4-2-6	2	0	1	0	0	3
at UCLA	11/22	12	0-2	0-0	2-2	0-2-2	0	0	0	0	0	2
vs. Arizona State	11/27	12	0-2	0-0	0-0	1-1-2	0	1	0	0	0	0
vs. CSUB	11/28	11	1-2	0-0	0-2	1-4-5	1	0	1	0	0	2
vs. Hawaii	11/29	14	0-2	0-0	0-0	0-2-2	1	1	0	0	0	0
Duke	12/6	19	0-3	0-0	0-0	1-4-5	1	2	0	1	0	0
Winthrop	12/13	18	2-2	0-0	0-0	1-8-9	1	0	4	1	4	4
Hampton	12/16	21	3-8	0-0	2-2	2-5-7	0	4	1	0	0	8
vs. East Carolina	12/20	19	5-8	0-1	4-6	1-3-4	0	0	0	0	0	14
Elon	12/22	14	1-7	0-0	0-0	0-2-2	0	0	0	0	0	2
Arkansas	1/3	18	0-5	0-0	1-2	2-3-5	1	1	0	0	0	1
at Vanderbilt	1/7	18	0-0	0-0	2-4	0-2-2	0	0	0	0	0	2
Missouri	1/10	18	3-5	0-1	5-6	3-1-4	0	1	0	1	11	11
at Kentucky	1/14	7	0-1	0-0	0-0	2-3-5	0	2	1	0	0	0
Texas A&M	1/17	5	0-0	0-0	0-0	0-0-0	0	1	1	0	0	0
at Auburn	1/21	21	4-7	0-1	1-2	1-1-2	0	0	0	0	0	9
at Miss. State	1/24	8	0-0	0-0	0-0	0-0-0	0	1	0	1	0	0
Ole Miss	1/28	13	1-3	0-0	1-2	1-1-2	0	0	0	1	3	3
at Texas A&M	1/31	2	0-0	0-0	0-0	0-0-0	0	0	0	0	0	0
Kentucky	2/4	12	0-0	0-0	1-2	1-2-3	1	1	0	0	1	1

Career Stats at South Carolina

Year	GP	GS	Min	Avg	FG	FGA	Pct	3FG	FGA	Pct	FT	FTA	Pct	Off	Def	Tot	Avg	PF	FO	A	TO	Blk	Stl	Pts	Avg
2014-15	20	0	184	9.2	20	49	.408	0	0	—	9	14	.643	16	28	44	2.2	20	0	7	14	5	7	49	2.5
2015-16	22	0	308	14.0	24	68	.353	0	3	.000	23	37	.622	22	51	73	3.3	41	0	11	15	10	5	71	3.2
Career	42	0	492	11.7	44	117	.376	0	3	.000	32	51	.627	38	79	117	2.8	61	0	18	29	15	12	120	2.9



A'JA WILSON

6-5 • So. • F • Hopkins, S.C. • Heathwood Hall
Major: Broadcasting



Career Highlights

Wooden Award Midseason Top 20 (2015-16)
USBWA Ann Meyers Drysdale Award Midseason Watch List
Naismith Early Season Watch List (2015-16)
2015 USA Basketball Female Athlete of the Year
2015 Rainbow Wahine Showdown Tournament MVP
Four-time SEC Player of the Week
Preseason All-America Second Team (Lindy's, SI, ESPN)
Preseason All-America Honorable Mention (AP)
Preseason All-SEC First Team (Media, Coaches)
2015 All-America Third Team (AP)
2015 All-America Honorable Mention (WBCA)

2015 WBCA All-Region 3
2015 SEC Freshman of the Year (Coaches, AP)
2015 All-SEC First Team (Coaches, AP)
2015 SEC All-Freshman Team
USBWA National Freshman of the Week (Dec. 1-7)
Five-time SEC Freshman of the Week
2014 National High School Player of the Year (WBCA, Naismith, Parade)
2014 McDonald's and Parade (HS) All-America
Three-time SCISA Player of the Year

Miscellaneous

	Season	Career
Double-Double	10	15
20+ Points	6	11
10+ Points	17	46
10+ Rebounds	11	16
5+ Blocks	4	5
Tm-High Points	10	25
Tm-High Rebs.	10	19

Career Highs

Pts 28 vs. Duke, 12/6/15
Rebs 19 at Kentucky, 3/1/15
Blks 8, 2x, last vs. Texas A&M, 1/17/16
Stls 3, 4x, last vs. C. Michigan, 12/20/14
Assts 4 vs. CSU Bakersfield, 11/28/15
Min 39 at Texas A&M, 1/31/16

2015-16

- Leads team in scoring and is second in rebounding
- Ranks 30th in the nation in double-doubles and is 10th with an SEC-leading 3.2 blocked shots per game
- Among SEC's top five in field goal percentage (3rd), rebounding (3rd) and scoring (5th)
- Team's top scorer 10 times – Ohio St., UNCG, vs. Arizona St., vs. CSUB, at Hawaii, Duke, at Ky., Texas A&M, Ole Miss, at Texas A&M
- Team's top rebounder 10 times – Ohio St., vs. Arizona St., vs. CSUB, at Hawaii, Duke, Elon, Ark., at Ky., at Miss. St., at Texas A&M
- Carried offense early at #10/10 Texas A&M (Jan. 31), scoring 17 of team's 25 first-half points and all eight of its second-quarter points, adding a putback and key defensive boards late in the game
- Scored game's first six points and seven of first 11 of second half against Ole Miss (Jan. 28)
- Overcame tough shooting night at #10/10 Mississippi State (Jan. 24) to record two of her four blocks and two of her 11 rebounds in the final 2:08, including one of each in the final 13 seconds
- Delivered second-straight 26-point, eight-block game adding eight rebounds against #15/11 Texas A&M (Jan. 17), scoring team's first six points of second half to reclaim lead and adding five during 1:12 span of fourth quarter
- Powered win at #9/9 Kentucky on both sides of the ball with six of her career-high eight blocked shots coming in the second half, along with 15 of her game-high 26 points, including eight points of the 15-2 fourth-quarter run
- Nearly got her double-double in the first half alone against #20/- Missouri (Jan. 10) to go with six blocks
- Scored career-high 28 points against #14/13 Duke (Dec. 6), including 20 in the second half and 12 of the team's 16 in the third quarter

2015-16 Highs

Pts 28 vs. Duke, 12/6
Rebs 14 vs. Ohio State, 11/13
Blks 8, 2x, last vs. Texas A&M, 1/17/16
Stls 2, 3x, last vs. Missouri, 1/10
Assts 4 vs. CSU Bakersfield, 11/28
Min 39 at Texas A&M, 1/31

SEC Career Highs

Pts 27 at Texas A&M, 1/31/16
Rebs 19 at Kentucky, 3/1/15
Blks 8, 2x, last vs. Texas A&M, 1/17/16
Stls 2, 2x, last vs. Missouri, 1/10/16
Assts 3, 3x, last vs. Kentucky, 2/4/16
Min 39 at Texas A&M, 1/31/16

2015-16 Game-by-Game

Opponent	Date	GS	MIN	FG-A	3FG-A	FT-A	Reb	A	TO	B	S	TP
Ohio State	11/13	*	21	8-18	0-0	4-4	5-9-14	0	0	2	0	20
UNCG	11/15	*	17	9-14	0-0	1-2	6-4-10	1	2	6	2	19
at Clemson	11/18	*	21	3-10	0-0	1-4	1-4-5	0	0	3	0	7
at UCLA	11/22	*	30	4-9	0-0	3-5	2-8-10	3	2	4	1	11
vs. Arizona State	11/27	*	28	8-11	0-0	2-2	2-9-11	1	6	1	2	18
vs. CSUB	11/28	*	31	10-14	0-0	6-9	2-6-8	4	0	4	0	26
vs. Hawaii	11/29	*	27	8-15	0-0	2-2	2-3-5	0	1	2	0	18
Duke	12/6	*	32	10-19	0-0	8-10	6-5-11	2	3	3	1	28
Winthrop												
Hampton												
vs. East Carolina	12/20	*	22	7-10	0-0	1-1	3-7-10	0	2	2	1	15
Elon	12/22	*	25	5-12	0-0	2-5	2-6-8	2	1	3	1	12
Arkansas	1/3	*	25	7-12	0-0	0-1	4-6-10	1	2	0	0	14
at Vanderbilt	1/7	*	24	1-3	0-0	2-4	0-6-6	2	1	0	0	4
Missouri	1/10	*	27	3-10	0-0	5-6	2-9-11	1	0	6	2	11
at Kentucky	1/14	*	32	11-16	0-0	4-9	6-7-13	2	2	8	1	26
Texas A&M	1/17	*	38	11-19	0-0	4-6	2-6-8	1	4	8	0	26
at Auburn	1/21	*	17	4-7	0-0	3-4	2-4-6	2	1	0	0	11
at Miss. State	1/24	*	26	3-11	0-0	0-2	2-9-11	1	2	4	0	6
Ole Miss	1/28	*	26	6-12	0-0	5-5	4-5-9	2	1	1	1	17
at Texas A&M	1/31	*	39	9-17	0-0	9-10	4-6-10	1	5	4	1	27
Kentucky	2/4	*	28	5-7	0-0	8-10	2-5-7	3	4	2	0	18

- Named MVP of Rainbow Wahine Showdown, averaging 20.7 points on 65.0 percent shooting (26-of-40), 8.0 rebounds and 2.3 blocks, helping her to SEC co-Player of the Week honors as well (Nov. 24-30)
- Tallied 26 points against CSUB (Nov. 28), including 16 in second half to break open eight-point game at halftime
- Grabbed three of her fourth-quarter rebounds in the final seven seconds of a tie game, including two offensive, getting fouled on the final one and hitting the resulting two free throws with 0.6 seconds to deliver the win over #16/18 Arizona State (Nov. 27)
- Hit from the left block to launch a 10-4 run that broke a 58-58 tie with 3:50 left to play and put the Gamecocks up for good at UCLA (Nov. 22)
- Tied her career high with six blocks against UNCG (Nov. 15), while posting her second double-double in as many games (19 pts/10 rebs)
- Scored 12 of her team-high 20 points against #6/10 Ohio State (Nov. 13) in the fourth quarter, including six of the team's 10 points in the final 2:35 to deliver the win

Career Stats at South Carolina

Year	GP	GS	Min	Avg	FG	FGA	Pct	3FG	FGA	Pct	FT	FTA	Pct	Off	Def	Tot	Avg	PF	FO	A	TO	Blk	Stl	Pts	Avg
2014-15	37	1	734	19.8	177	329	.538	1	3	.333	131	198	.662	78	165	243	6.6	72	1	37	62	65	32	486	13.1
2015-16	20	20	536	26.8	132	246	.537	0	0	—	70	101	.693	59	124	183	9.2	48	1	29	39	63	13	334	16.7
Career	57	21	1270	22.3	309	575	.537	1	3	.333	201	299	.672	137	289	426	7.5	120	2	66	101	128	45	820	14.4



Official Basketball Box Score - Game Totals - Final Statistics
#6/10 Ohio State vs South Carolina
11/13/15 7 p.m. at Columbia, S.C./Colonial Life Arena



#6/10 Ohio State 80 • 0-1

Table with columns: # Player, FG-FGA, 3-Ptr, FT-FTA, Rebounds, PF, TP, A TO Blk Stl, Min. Rows include players like Alexa Hart, Shayla Cooper, Kelsey Mitchell, etc.

Summary statistics table for Ohio State game, including 1st-4th quarter percentages and game totals.

South Carolina 88 • 1-0

Table with columns: # Player, FG-FGA, 3-Ptr, FT-FTA, Rebounds, PF, TP, A TO Blk Stl, Min. Rows include players like WILSON, A'ja, IMOVBIQH, Sarah, etc.

Summary statistics table for South Carolina game, including 1st-4th quarter percentages and game totals.

Officials: Beverly Roberts, Mark Zentz, Kevin Pethel
Technical fouls: #6/10 Ohio State-None. South Carolina-None.
Attendance: 16815

Score by periods table for Ohio State vs South Carolina game.

Points In Off 2nd Fast Bench table for Ohio State vs South Carolina game.

Last FG - OSU 4th-02:35, SC 4th-00:08.
Largest lead - OSU by 6 3rd-08:26, SC by 15 1st-03:56.
OSU led for 08:14. SC led for 28:41. Game was tied for 03:05.



Official Basketball Box Score - Game Totals - Final Statistics
UNCG vs South Carolina
11/15/15 3 p.m. at Columbia, S.C./Colonial Life Arena



UNCG 44 • 1-1

Table with columns: # Player, FG-FGA, 3-Ptr, FT-FTA, Rebounds, PF, TP, A TO Blk Stl, Min. Rows include players like Jade Scaife, India Timpton, Mariah Wilson, etc.

Summary statistics table for UNCG game, including 1st-4th quarter percentages and game totals.

South Carolina 92 • 2-0

Table with columns: # Player, FG-FGA, 3-Ptr, FT-FTA, Rebounds, PF, TP, A TO Blk Stl, Min. Rows include players like WILSON, A'ja, COATES, Alaina, etc.

Summary statistics table for South Carolina game, including 1st-4th quarter percentages and game totals.

Officials: Scott Yarbrough, Troy Winders, Nick Marshall
Technical fouls: UNCG-None. South Carolina-None.
Attendance: 13607

Score by periods table for UNCG vs South Carolina game.

Points In Off 2nd Fast Bench table for UNCG vs South Carolina game.

Last FG - UNCG 4th-00:55, SC 4th-02:39.
Largest lead - UNCG None, SC by 51 4th-03:32.
UNCG led for 00:00. SC led for 39:22. Game was tied for 00:34.



Official Basketball Box Score - Game Totals - Final Statistics
South Carolina vs Clemson
11/18/15 7:00 PM at Clemson, S.C.



South Carolina 67 • 3-0

Table with columns: # Player, FG-FGA, 3-Ptr, FT-FTA, Rebounds, PF, TP, A TO Blk Stl, Min. Rows include players like WILSON, A'ja, COATES, Alaina, etc.

Summary statistics table for South Carolina game, including 1st-4th quarter percentages and game totals.

Clemson 41 • 1-2

Table with columns: # Player, FG-FGA, 3-Ptr, FT-FTA, Rebounds, PF, TP, A TO Blk Stl, Min. Rows include players like Cardaci, Victoria, Edwards, Danielle, etc.

Summary statistics table for Clemson game, including 1st-4th quarter percentages and game totals.

Officials: Eric Brewton, Metta Roberts, Mark Resch
Technical fouls: South Carolina-None. Clemson-None.
Attendance: 1030

Score by periods table for South Carolina vs Clemson game.

Points In Off 2nd Fast Bench table for South Carolina vs Clemson game.

Last FG - SC 4th-00:48, CU 4th-01:42.
Largest lead - SC by 35 4th-06:29, CU by 2 1st-09:18.
SC led for 39:06. CU led for 00:12. Game was tied for 00:42.



Official Basketball Box Score - Game Totals - Final Statistics
South Carolina vs UCLA
11/22/15 1:02 p.m. at Los Angeles, CA (Pauley Pavilion)



South Carolina 68 • 4-0

Table with columns: # Player, FG-FGA, 3-Ptr, FT-FTA, Rebounds, PF, TP, A TO Blk Stl, Min. Rows include players like WILSON, A'ja, COATES, Alaina, etc.

Summary statistics table for South Carolina game, including 1st-4th quarter percentages and game totals.

UCLA 65 • 2-1

Table with columns: # Player, FG-FGA, 3-Ptr, FT-FTA, Rebounds, PF, TP, A TO Blk Stl, Min. Rows include players like Swain, Kacy, Billings, Monique, etc.

Summary statistics table for UCLA game, including 1st-4th quarter percentages and game totals.

Officials: Melissa Barlow, Lisa Jones, Penny Davis
Technical fouls: South Carolina-None. UCLA-None.
Attendance: 2018

Score by periods table for South Carolina vs UCLA game.

Points In Off 2nd Fast Bench table for South Carolina vs UCLA game.

Last FG - SC 4th-00:40, UCLA 4th-00:00.
Largest lead - SC by 6 2nd-03:57, UCLA by 4 1st-05:54.
SC led for 16:01. UCLA led for 13:31. Game was tied for 10:28.



Official Basketball Box Score - Game Totals - Final Statistics
#16/18 Arizona State vs South Carolina
11/27/15 2:30pm HT at Honolulu, Oahu



#16/18 Arizona State 58 • 1-2

Table with columns: #, Player, Total FG-FGA, 3-Ptr FG-FGA, FT-FTA, Rebounds Off Def Tot, PF, TP, A TO Blk Stl, Min. Includes player stats for Brunner, Sophie, Moos, Kelsey, etc.

Summary statistics table for Arizona State game, including 1st-4th quarter percentages and game totals.

South Carolina 60 • 5-0

Table with columns: #, Player, Total FG-FGA, 3-Ptr FG-FGA, FT-FTA, Rebounds Off Def Tot, PF, TP, A TO Blk Stl, Min. Includes player stats for WILSON, A'ja, COATES, Alaina, etc.

Summary statistics table for South Carolina game, including 1st-4th quarter percentages and game totals.

Officials: Skelly Wingard, Victor Dunomes, Ethan Kahoano
Technical fouls: #16/18 Arizona State-None. South Carolina-None.
Attendance: 2020

Score by periods table for Arizona State vs South Carolina, showing 1st, 2nd, 3rd, 4th, and Total scores.

Points, Paint, Off T/O, 2nd Chance, Fast Break, Bench table for Arizona State vs South Carolina.

Last FG - ASU 4th-01:20, SC 4th-00:56.
Largest lead - ASU by 7 2nd-08:59, SC by 7 4th-07:08.
ASU led for 15:11. SC led for 13:08. Game was tied for 11:17.

Score tied - 10 times.
Lead changed - 11 times.



Official Basketball Box Score - Game Totals - Final Statistics
South Carolina vs CSU Bakersfield
11/28/15 1:30 p.m. at Honolulu, HI (Stan Sheriff Center)



South Carolina 90 • 6-0

Table with columns: #, Player, Total FG-FGA, 3-Ptr FG-FGA, FT-FTA, Rebounds Off Def Tot, PF, TP, A TO Blk Stl, Min. Includes player stats for WILSON, A'ja, COATES, Alaina, etc.

Summary statistics table for South Carolina vs CSU Bakersfield, including 1st-4th quarter percentages and game totals.

CSU Bakersfield 71 • 1-4

Table with columns: #, Player, Total FG-FGA, 3-Ptr FG-FGA, FT-FTA, Rebounds Off Def Tot, PF, TP, A TO Blk Stl, Min. Includes player stats for Shannon, Alyssa, Kleist, Keri, etc.

Summary statistics table for CSU Bakersfield game, including 1st-4th quarter percentages and game totals.

Officials: Jen Zylstra, Victor Dunomes, Tim Tamashiro
Technical fouls: South Carolina-None. CSU Bakersfield-None.
Attendance: 2152

Score by periods table for South Carolina vs CSU Bakersfield, showing 1st, 2nd, 3rd, 4th, and Total scores.

Points, Paint, Off T/O, 2nd Chance, Fast Break, Bench table for South Carolina vs CSU Bakersfield.

Last FG - SC 4th-00:02, CSUB 4th-03:03.
Largest lead - SC by 19 4th-01:01, CSUB None.
SC led for 39:49. CSUB led for 00:00. Game was tied for 00:11.

Score tied - 0 times.
Lead changed - 0 times.



Official Basketball Box Score - Game Totals - Final Statistics
South Carolina vs Hawaii
11/29/15 5:00 pm HT at Stan Sheriff Center



South Carolina 67 • 7-0, 0-0 SEC

Table with columns: #, Player, Total FG-FGA, 3-Ptr FG-FGA, FT-FTA, Rebounds Off Def Tot, PF, TP, A TO Blk Stl, Min. Includes player stats for WILSON, A'ja, COATES, Alaina, etc.

Summary statistics table for South Carolina vs Hawaii, including 1st-4th quarter percentages and game totals.

Hawaii 51 • 4-3, 0-0 BWC

Table with columns: #, Player, Total FG-FGA, 3-Ptr FG-FGA, FT-FTA, Rebounds Off Def Tot, PF, TP, A TO Blk Stl, Min. Includes player stats for Toeaina, Sarah, Karaitiana, Ashleigh, etc.

Summary statistics table for Hawaii game, including 1st-4th quarter percentages and game totals.

Officials: Skelly Wingard, Victor Dunomes, Mason Souza
Technical fouls: South Carolina-None. Hawaii-None.
Attendance: 2073

Score by periods table for South Carolina vs Hawaii, showing 1st, 2nd, 3rd, 4th, and Total scores.

Points, Paint, Off T/O, 2nd Chance, Fast Break, Bench table for South Carolina vs Hawaii.

Last FG - SC 4th-02:27, UH 4th-00:37.
Largest lead - SC by 18 4th-00:52, UH by 3 1st-05:45.
SC led for 33:18. UH led for 03:11. Game was tied for 03:08.

Score tied - 2 times.
Lead changed - 6 times.



Official Basketball Box Score - Game Totals - Final Statistics
#14/13 Duke vs #2/2 South Carolina
12/06/15 2 p.m. at Columbia, S.C./Colonial Life Arena



#14/13 Duke 55 • 7-2

Table with columns: #, Player, Total FG-FGA, 3-Ptr FG-FGA, FT-FTA, Rebounds Off Def Tot, PF, TP, A TO Blk Stl, Min. Includes player stats for Azura Stevens, Oderah Chidom, etc.

Summary statistics table for Duke game, including 1st-4th quarter percentages and game totals.

#2/2 South Carolina 66 • 8-0

Table with columns: #, Player, Total FG-FGA, 3-Ptr FG-FGA, FT-FTA, Rebounds Off Def Tot, PF, TP, A TO Blk Stl, Min. Includes player stats for WILSON, A'ja, COATES, Alaina, etc.

Summary statistics table for South Carolina vs Duke, including 1st-4th quarter percentages and game totals.

Officials: Lisa Mattingly, Sue Blauch, Felicia Grinter
Technical fouls: #14/13 Duke-Angela Salvadores; TEAM. #2/2 South Carolina-None.
Attendance: 16429

Score by periods table for Duke vs South Carolina, showing 1st, 2nd, 3rd, 4th, and Total scores.

Points, Paint, Off T/O, 2nd Chance, Fast Break, Bench table for Duke vs South Carolina.

Last FG - DU 4th-00:10, SC 4th-00:03.
Largest lead - DU by 5 3rd-04:02, SC by 12 4th-00:17.
DU led for 05:19. SC led for 24:54. Game was tied for 09:33.

Score tied - 12 times.
Lead changed - 4 times.



Official Basketball Box Score - Game Totals - Final Statistics
Winthrop vs #2/2 South Carolina
12/13/15 2 p.m. at Columbia, S.C./Colonial Life Arena



Winthrop 37 • 2-7

Table with columns: #, Player, Total (FG-FGA, 3-Ptr, FT-FTA), Rebounds (Off, Def, Tot), PF, TP, A TO Blk Stl, Min. Includes player stats for WHITAKER, MBAMALU, KILPATRICK, etc.

1st - FG %: 3-20 15.0% 2nd: 3-9 33.3% 3rd: 6-18 33.3% 4th: 4-17 23.5% Game: 16-64 25.0% Deadball Rebounds 6,1

#2/2 South Carolina 86 • 9-0

Table with columns: #, Player, Total (FG-FGA, 3-Ptr, FT-FTA), Rebounds (Off, Def, Tot), PF, TP, A TO Blk Stl, Min. Includes player stats for IMOVBIQH, COATES, SESSIONS, etc.

1st - FG %: 10-14 71.4% 2nd: 8-14 57.1% 3rd: 7-18 38.9% 4th: 9-16 56.3% Game: 34-62 54.8% Deadball Rebounds 3

Officials: Dee Kantner, Laura Morris, Chaney Muench
Technical fouls: Winthrop-None. #2/2 South Carolina-None.
Attendance: 13409

Score by periods table with columns: 1st, 2nd, 3rd, 4th, Total. Winthrop: 7, 6, 14, 10, 37. #2/2 South Carolina: 26, 21, 20, 19, 86.

Points In Paint, Off T/O, 2nd Chance, Fast Break, Bench. Winthrop: 18, 9, 10, 6, 7. #2/2 South Carolina: 50, 20, 14, 19, 31.

Last FG - WU 4th-00:47, SC 4th-00:56.
Largest lead - WU None, SC by 52 4th-03:11.
WU led for 00:00. SC led for 38:49. Game was tied for 01:11.

Score tied - 1 time.
Lead changed - 0 times.



Official Basketball Box Score - Game Totals - Final Statistics
Hampton vs #2/2 South Carolina
12/16/15 7 p.m. at Columbia, S.C./Colonial Life Arena



Hampton 48 • 1-8

Table with columns: #, Player, Total (FG-FGA, 3-Ptr, FT-FTA), Rebounds (Off, Def, Tot), PF, TP, A TO Blk Stl, Min. Includes player stats for LUPOE, TATE-DeFRETAS, GILBEAUX, etc.

1st - FG %: 4-12 33.3% 2nd: 4-15 26.7% 3rd: 8-20 40.0% 4th: 3-14 21.4% Game: 19-61 31.1% Deadball Rebounds 2,1

#2/2 South Carolina 86 • 10-0

Table with columns: #, Player, Total (FG-FGA, 3-Ptr, FT-FTA), Rebounds (Off, Def, Tot), PF, TP, A TO Blk Stl, Min. Includes player stats for IMOVBIQH, DOZIER, COATES, etc.

1st - FG %: 4-12 33.3% 2nd: 6-17 35.3% 3rd: 8-10 80.0% 4th: 10-14 71.4% Game: 28-58 48.3% Deadball Rebounds 5,3

Officials: Mark Zentz, Mary Day, Metta Roberts
Technical fouls: Hampton-ROSE,Kristine. #2/2 South Carolina-None.
Attendance: 12117

Score by periods table with columns: 1st, 2nd, 3rd, 4th, Total. Hampton: 9, 9, 20, 10, 48. #2/2 South Carolina: 14, 16, 29, 27, 86.

Points In Paint, Off T/O, 2nd Chance, Fast Break, Bench. Hampton: 22, 18, 1, 10, 15. #2/2 South Carolina: 42, 7, 17, 2, 17.

Last FG - HU 4th-05:19, SC 4th-00:26.
Largest lead - HU None, SC by 38 4th-00:26.
HU led for 00:00. SC led for 38:33. Game was tied for 01:27.

Score tied - 0 times.
Lead changed - 0 times.



Official Basketball Box Score - Game Totals - Final Statistics
East Carolina vs #2/2 South Carolina
12/20/15 1 p.m. at Myrtle Beach (SC) Convention Center



East Carolina 57 • 6-6

Table with columns: #, Player, Total (FG-FGA, 3-Ptr, FT-FTA), Rebounds (Off, Def, Tot), PF, TP, A TO Blk Stl, Min. Includes player stats for PAYNE, TAYLOR, LARAMIE, etc.

1st - FG %: 5-16 31.3% 2nd: 3-15 20.0% 3rd: 9-21 42.9% 4th: 2-17 11.8% Game: 19-69 27.5% Deadball Rebounds 0

#2/2 South Carolina 88 • 11-0

Table with columns: #, Player, Total (FG-FGA, 3-Ptr, FT-FTA), Rebounds (Off, Def, Tot), PF, TP, A TO Blk Stl, Min. Includes player stats for WILSON, DOZIER, COATES, etc.

1st - FG %: 6-18 33.3% 2nd: 9-17 52.9% 3rd: 8-14 57.1% 4th: 8-17 47.1% Game: 31-66 47.0% Deadball Rebounds 2

Officials: Amy Bonner, Angelica Sufferen, Michael McConnell
Technical fouls: East Carolina-TEAM. #2/2 South Carolina-None.
Attendance: CAROLINAS CHALLENGE: #2 South Carolina vs. East Carolina

Score by periods table with columns: 1st, 2nd, 3rd, 4th, Total. East Carolina: 15, 11, 22, 9, 57. #2/2 South Carolina: 21, 23, 25, 19, 88.

Points In Paint, Off T/O, 2nd Chance, Fast Break, Bench. East Carolina: 18, 6, 11, 0, 10. #2/2 South Carolina: 46, 16, 17, 2, 30.

Last FG - ECU 4th-02:36, SC 4th-01:04.
Largest lead - ECU None, SC by 34 4th-05:09.
ECU led for 00:00. SC led for 39:24. Game was tied for 00:36.

Score tied - 0 times.
Lead changed - 0 times.



Official Basketball Box Score - Game Totals - Final Statistics
Elon vs #2/2 South Carolina
12/22/15 7 p.m. at Columbia, S.C./Colonial Life Arena



Elon 63 • 7-3

Table with columns: #, Player, Total (FG-FGA, 3-Ptr, FT-FTA), Rebounds (Off, Def, Tot), PF, TP, A TO Blk Stl, Min. Includes player stats for Rhodes, Johnson, Baucom, etc.

1st - FG %: 6-17 35.3% 2nd: 6-12 50.0% 3rd: 6-10 60.0% 4th: 5-13 38.5% Game: 23-52 44.2% Deadball Rebounds 5,2

#2/2 South Carolina 78 • 12-0

Table with columns: #, Player, Total (FG-FGA, 3-Ptr, FT-FTA), Rebounds (Off, Def, Tot), PF, TP, A TO Blk Stl, Min. Includes player stats for WILSON, DOZIER, COATES, etc.

1st - FG %: 5-15 33.3% 2nd: 10-15 66.7% 3rd: 7-18 38.9% 4th: 8-15 53.3% Game: 30-63 47.6% Deadball Rebounds 4,1

Officials: Denise Brooks, Kelly Johnson, Kylie Galloway
Technical fouls: Elon-None. #2/2 South Carolina-None.
Attendance: 13670

Score by periods table with columns: 1st, 2nd, 3rd, 4th, Total. Elon: 18, 13, 16, 16, 63. #2/2 South Carolina: 13, 22, 21, 22, 78.

Points In Paint, Off T/O, 2nd Chance, Fast Break, Bench. Elon: 32, 17, 10, 8, 11. #2/2 South Carolina: 40, 21, 14, 9, 19.

Last FG - ELON 4th-03:23, SC 4th-00:59.
Largest lead - ELON by 7 2nd-08:58, SC by 17 4th-00:59.
ELON led for 12:16. SC led for 25:28. Game was tied for 01:49.

Score tied - 3 times.
Lead changed - 5 times.



Official Basketball Box Score - Game Totals - Final Statistics
Arkansas vs #2/2 South Carolina
01/03/16 3 p.m. at Columbia, S.C./Colonial Life Arena



Arkansas 32 • 5-9 (0-1 SEC)

Table with columns: # Player, Total (FG-FGA, 3-Ptr, FT-FTA), Rebounds (Off, Def, Tot), PF, TP, A TO Blk Stl, Min. Includes player stats for Jackson, Cooley, Monk, etc.

1st-FG %: 4-15 26.7% 2nd: 4-12 33.3% 3rd: 2-14 14.3% 4th: 3-13 23.1% Game: 13-54 24.1% Deadball Rebounds 2,1

#2/2 South Carolina 85 • 13-0 (1-0 SEC)

Table with columns: # Player, Total (FG-FGA, 3-Ptr, FT-FTA), Rebounds (Off, Def, Tot), PF, TP, A TO Blk Stl, Min. Includes player stats for Wilson, Coates, Sessions, etc.

1st-FG %: 4-18 22.2% 2nd: 14-19 73.7% 3rd: 11-18 61.1% 4th: 4-8 50.0% Game: 33-63 52.4% Deadball Rebounds 2,2

Officials: Sue Blauch, Eric Brewton, Troy Winders
Technical fouls: Arkansas-None. #2/2 South Carolina-None.
Attendance: 13407

Score by periods table with columns: 1st, 2nd, 3rd, 4th, Total. Shows Arkansas 9, 7, 7, 7, 32 and #2/2 South Carolina 9, 35, 29, 12, 85.

Last FG - AR 4th-04:33, SC 4th-03:53.
Largest lead - AR by 2 1st-08:53, SC by 53 4th-00:38.
AR led for 02:05. SC led for 31:19. Game was tied for 06:36.

Score tied - 5 times.
Lead changed - 3 times.



Official Basketball Box Score - Game Totals - Final Statistics
#2/2 South Carolina vs Vanderbilt
01/07/16 8 p.m. at Nashville, Tenn. (Memorial Gym)



#2/2 South Carolina 71 • 14-0, 2-0

Table with columns: # Player, Total (FG-FGA, 3-Ptr, FT-FTA), Rebounds (Off, Def, Tot), PF, TP, A TO Blk Stl, Min. Includes player stats for Wilson, Dozier, Coates, etc.

1st-FG %: 6-13 46.2% 2nd: 5-12 41.7% 3rd: 7-14 50.0% 4th: 7-11 63.6% Game: 25-50 50.0% Deadball Rebounds 9,1

Vanderbilt 61 • 11-4, 0-2

Table with columns: # Player, Total (FG-FGA, 3-Ptr, FT-FTA), Rebounds (Off, Def, Tot), PF, TP, A TO Blk Stl, Min. Includes player stats for Rayte'a Long, Rebekah Dahlman, Rachel Bell, etc.

1st-FG %: 2-7 28.6% 2nd: 8-13 61.5% 3rd: 6-16 37.5% 4th: 6-17 35.3% Game: 22-53 41.5% Deadball Rebounds 1

Officials: Beverly Roberts, Jesse Dickerson, Douglas Knight
Technical fouls: #2/2 South Carolina-None. Vanderbilt-None.
Attendance: 2547

Score by periods table with columns: 1st, 2nd, 3rd, 4th, Total. Shows #2/2 South Carolina 15, 16, 18, 22, 71 and Vanderbilt 10, 21, 15, 15, 61.

Last FG - SC 4th-00:55, VANDY 4th-02:22.
Largest lead - SC by 10 4th-00:24, VANDY by 6 3rd-07:31.
SC led for 25:49. VANDY led for 09:56. Game was tied for 04:08.

Score tied - 8 times.
Lead changed - 18 times.



Official Basketball Box Score - Game Totals - Final Statistics
#20/- Missouri vs #2/2 South Carolina
01/10/16 12 p.m. at Columbia, S.C./Colonial Life Arena



#20/- Missouri 58 • 14-2 (1-2 SEC)

Table with columns: # Player, Total (FG-FGA, 3-Ptr, FT-FTA), Rebounds (Off, Def, Tot), PF, TP, A TO Blk Stl, Min. Includes player stats for Porter, Frericks, Cunningham, etc.

1st-FG %: 2-18 11.1% 2nd: 4-13 30.8% 3rd: 6-15 40.0% 4th: 6-12 50.0% Game: 18-58 31.0% Deadball Rebounds 2,1

#2/2 South Carolina 83 • 15-0 (3-0 SEC)

Table with columns: # Player, Total (FG-FGA, 3-Ptr, FT-FTA), Rebounds (Off, Def, Tot), PF, TP, A TO Blk Stl, Min. Includes player stats for Wilson, Coates, Sessions, etc.

1st-FG %: 4-13 30.8% 2nd: 6-17 35.3% 3rd: 7-15 46.7% 4th: 7-12 58.3% Game: 24-57 42.1% Deadball Rebounds 7,1

Officials: Scott Yarbrough, Kevin Pethel, Pualani Spurlock
Technical fouls: #20/- Missouri-None. #2/2 South Carolina-None.
Attendance: 15934

Score by periods table with columns: 1st, 2nd, 3rd, 4th, Total. Shows #20/- Missouri 5, 12, 17, 24, 58 and #2/2 South Carolina 17, 18, 21, 27, 83.

Last FG - MU 4th-00:30, SC 4th-00:10.
Largest lead - MU None, SC by 25 4th-00:03.
MU led for 00:00. SC led for 39:00. Game was tied for 00:30.

Score tied - 0 times.
Lead changed - 0 times.



Official Basketball Box Score - Game Totals - Final Statistics
#2/2 South Carolina vs #9/9 Kentucky
01/14/16 7:01 PM at MEMORIAL COLISEUM, LEXINGTON, KY



#2/2 South Carolina 73 • 16-0, 4-0

Table with columns: # Player, Total (FG-FGA, 3-Ptr, FT-FTA), Rebounds (Off, Def, Tot), PF, TP, A TO Blk Stl, Min. Includes player stats for Wilson, Dozier, Coates, etc.

1st-FG %: 3-16 18.8% 2nd: 7-17 41.2% 3rd: 9-13 69.2% 4th: 7-14 50.0% Game: 26-63 41.3% Deadball Rebounds 4

#9/9 Kentucky 62 • 13-2, 2-2

Table with columns: # Player, Total (FG-FGA, 3-Ptr, FT-FTA), Rebounds (Off, Def, Tot), PF, TP, A TO Blk Stl, Min. Includes player stats for Jennings, Akhator, Thompson, etc.

1st-FG %: 6-18 33.3% 2nd: 7-15 46.7% 3rd: 7-17 41.2% 4th: 4-14 28.6% Game: 24-64 37.5% Deadball Rebounds 3

Officials: TINA NAPIER, BOB TRAMMELL, ROY GULBEYAN
Technical fouls: #2/2 South Carolina-None. #9/9 Kentucky-None.
Attendance: 5527

Score by periods table with columns: 1st, 2nd, 3rd, 4th, Total. Shows #2/2 South Carolina 8, 20, 23, 22, 73 and #9/9 Kentucky 16, 16, 18, 12, 62.

Last FG - SC 4th-04:38, UK 4th-00:24.
Largest lead - SC by 15 4th-01:51, UK by 11 2nd-03:43.
SC led for 09:35. UK led for 28:45. Game was tied for 01:10.

Score tied - 2 times.
Lead changed - 5 times.



Official Basketball Box Score - Game Totals - Final Statistics
#15/11 Texas A&M vs #2/2 South Carolina
01/17/16 1:30 p.m. at Columbia, S.C./Colonial Life Arena



#15/11 Texas A&M 58 • 13-5 (3-2 SEC)

Box score table for Texas A&M vs South Carolina. Columns include Player, FG-FGA, 3-Ptr, FT-FTA, Rebounds, PF, TP, A TO Blk Stl, Min. Totals: 25-68, 3-7, 5-8, 17 26 43, 21 58, 12 15 7 10 200.

Summary statistics for Texas A&M: 1st-FG %: 8-16 50.0%, 2nd: 5-18 27.8%, 3rd: 4-16 25.0%, 4th: 8-18 44.4%, Game: 25-68 36.8%, Deadball Rebounds 1,1.

#2/2 South Carolina 59 • 17-0 (5-0 SEC)

Box score table for South Carolina vs Texas A&M. Columns include Player, FG-FGA, 3-Ptr, FT-FTA, Rebounds, PF, TP, A TO Blk Stl, Min. Totals: 23-54, 2-12, 11-19, 8 25 33, 14 59, 12 16 9 12 200.

Summary statistics for South Carolina: 1st-FG %: 7-15 46.7%, 2nd: 5-14 35.7%, 3rd: 5-14 35.7%, 4th: 6-11 54.5%, Game: 23-54 42.6%, Deadball Rebounds 4,3.

Officials: Lisa Mattingly, Bryan Enterline, Brian Garland
Technical fouls: #15/11 Texas A&M-None. #2/2 South Carolina-None.
Attendance: 15406
Score by periods table and In Off 2nd Fast Bench table.



Official Basketball Box Score - Game Totals - Final Statistics
#2/2 South Carolina vs Auburn
01/21/16 6:00 pm at Auburn Arena -- Auburn, Ala.



#2/2 South Carolina 74 • 18-0, 6-0 SEC

Box score table for South Carolina vs Auburn. Columns include Player, FG-FGA, 3-Ptr, FT-FTA, Rebounds, PF, TP, A TO Blk Stl, Min. Totals: 27-52, 7-19, 13-20, 11 23 34, 15 74, 20 12 1 7 200.

Summary statistics for South Carolina: 1st-FG %: 5-13 38.5%, 2nd: 7-14 50.0%, 3rd: 7-12 58.3%, 4th: 8-13 61.5%, Game: 27-52 51.9%, Deadball Rebounds 4.

Auburn 58 • 12-7, 2-4 SEC

Box score table for Auburn vs South Carolina. Columns include Player, FG-FGA, 3-Ptr, FT-FTA, Rebounds, PF, TP, A TO Blk Stl, Min. Totals: 19-55, 9-27, 11-14, 13 17 30, 16 58, 14 13 1 7 200.

Summary statistics for Auburn: 1st-FG %: 5-14 35.7%, 2nd: 2-16 12.5%, 3rd: 5-13 38.5%, 4th: 7-12 58.3%, Game: 19-55 34.5%, Deadball Rebounds 3.

Officials: Beverly Roberts, Laura Morris, Eric Brewton
Technical fouls: #2/2 South Carolina-None. Auburn-None.
Attendance: 2419
Score by periods table and In Off 2nd Fast Bench table.



Official Basketball Box Score - Game Totals - Final Statistics
#2/2 South Carolina vs #10/10 Mississippi State
01/24/16 4:01 p.m. at Starkville, Miss. (Humphrey Coliseum)



#2/2 South Carolina 57 • 19-0 (7-0 SEC)

Box score table for South Carolina vs Mississippi State. Columns include Player, FG-FGA, 3-Ptr, FT-FTA, Rebounds, PF, TP, A TO Blk Stl, Min. Totals: 19-44, 4-13, 15-23, 9 31 40, 21 57, 9 21 6 5 200.

Summary statistics for South Carolina: 1st-FG %: 2-11 18.2%, 2nd: 5-9 55.6%, 3rd: 5-14 35.7%, 4th: 7-10 70.0%, Game: 19-44 43.2%, Deadball Rebounds 5.

#10/10 Mississippi State 51 • 17-4 (4-3 SEC)

Box score table for Mississippi State vs South Carolina. Columns include Player, FG-FGA, 3-Ptr, FT-FTA, Rebounds, PF, TP, A TO Blk Stl, Min. Totals: 16-59, 3-13, 16-17, 12 19 31, 21 51, 9 13 2 5 200.

Summary statistics for Mississippi State: 1st-FG %: 4-17 23.5%, 2nd: 5-14 35.7%, 3rd: 1-12 8.3%, 4th: 5-16 31.3%, Game: 16-59 27.1%, Deadball Rebounds 1.

Officials: Dee Kantner, Michael McConnell, Kevin Pethel
Technical fouls: #2/2 South Carolina-None. #10/10 Mississippi State-None.
Attendance: 10626
Score by periods table and In Off 2nd Fast Bench table.



Official Basketball Box Score - Game Totals - Final Statistics
Ole Miss vs #2/2 South Carolina
01/28/16 7 p.m. at Colonial Life Arena/Columbia, S.C.



Ole Miss 62 • 10-10 (2-5 SEC)

Box score table for Ole Miss vs South Carolina. Columns include Player, FG-FGA, 3-Ptr, FT-FTA, Rebounds, PF, TP, A TO Blk Stl, Min. Totals: 26-54, 3-19, 7-13, 7 21 28, 21 62, 14 14 3 8 200.

Summary statistics for Ole Miss: 1st-FG %: 5-10 50.0%, 2nd: 5-15 33.3%, 3rd: 7-14 50.0%, 4th: 9-15 60.0%, Game: 26-54 48.1%, Deadball Rebounds 3,1.

#2/2 South Carolina 81 • 20-0 (8-0 SEC)

Box score table for South Carolina vs Ole Miss. Columns include Player, FG-FGA, 3-Ptr, FT-FTA, Rebounds, PF, TP, A TO Blk Stl, Min. Totals: 31-68, 7-23, 12-24, 22 23 45, 11 81, 24 11 3 9 200.

Summary statistics for South Carolina: 1st-FG %: 9-21 42.9%, 2nd: 6-13 46.2%, 3rd: 9-16 56.3%, 4th: 7-18 38.9%, Game: 31-68 45.6%, Deadball Rebounds 1.

Officials: Bob Trammell, Denise Brooks, Douglas Knight
Technical fouls: Ole Miss-None. #2/2 South Carolina-None.
Attendance: 14313
Score by periods table and In Off 2nd Fast Bench table.



Official Basketball Box Score -- Game Totals -- Final Statistics
#2/2 South Carolina vs #10/10 Texas A&M
 01/31/16 5 p.m. at College Station, Texas (Reed Arena)



#2/2 South Carolina 70 • 21-0, 9-0 SEC

##	Player	Total		3-Ptr		Rebounds			PF	TP	A	TO	Blk	Stl	Min
		FG-FGA	FG-FGA	FT-FTA	Off	Def	Tot								
05	SESSIONS, Khadijah	* 3-8	1-2	3-5	0	2	2	2	10	3	2	1	3	39	
22	WILSON, A'ja	* 9-17	0-0	9-10	4	6	10	2	27	1	5	4	1	39	
25	MITCHELL, Tiffany	* 7-17	1-6	5-5	3	1	4	4	20	2	3	0	3	38	
31	DOZIER, Asia	* 0-0	0-0	0-0	0	1	1	3	0	1	3	0	0	22	
41	COATES, Alaina	* 5-8	0-0	2-3	2	8	10	2	12	6	1	0	1	38	
01	CUEVAS, Bianca	0-0	0-0	0-0	0	0	0	1	0	0	0	0	0	3	
04	CLINEY, Donyah	0-0	0-0	0-0	0	0	0	0	0	0	0	0	0	0+	
23	ROY, Tina	0-3	0-3	1-2	0	1	1	0	1	2	0	1	1	18	
24	IMOVBIQH, Sarah	0-0	0-0	0-0	1	0	1	1	0	0	0	0	0	1	
40	WHITE, Jatarie	0-0	0-0	0-0	0	0	0	1	0	0	0	0	0	2	
Team					4	1	5								
Totals		24-53	2-11	20-25	14	20	34	16	70	14	16	5	9	200	

1st - FG %:	6-17	35.3%	2nd:	3-11	27.3%	3rd:	9-15	60.0%	4th:	6-10	60.0%	Game:	24-53	45.3%	Deadball
3FG %:	1-4	25.0%	0-4	0.0%	0-1	0.0%	1-2	50.0%	2-11	18.2%					Rebounds
FT %:	4-6	66.7%	2-2	100.0%	7-9	77.8%	7-8	87.5%	20-25	80.0%					3

#10/10 Texas A&M 63 • 15-6, 5-3 SEC

##	Player	Total		3-Ptr		Rebounds			PF	TP	A	TO	Blk	Stl	Min
		FG-FGA	FG-FGA	FT-FTA	Off	Def	Tot								
00	Khaalia Hillsman	* 0-0	0-0	2-2	1	0	1	4	2	0	0	3	0	18	
01	Courtney Williams	* 6-20	1-4	0-0	1	5	6	4	13	5	6	0	2	34	
05	Anriel Howard	* 2-3	0-0	0-0	1	0	1	2	4	0	1	0	1	12	
24	Jordan Jones	* 4-11	2-6	1-1	0	2	2	3	11	9	5	0	1	37	
33	Courtney Walker	* 10-17	0-1	3-3	3	4	7	2	23	1	3	0	1	40	
11	Curtyce Knox	0-1	0-1	0-0	0	0	0	0	0	0	0	0	0	3	
12	Danni Williams	0-0	0-0	0-0	0	0	0	1	0	0	0	0	0	0+	
13	Chelsea Jennings	3-6	0-0	0-0	1	2	3	2	6	0	0	3	1	28	
21	Jasmine Lumpkin	0-1	0-0	0-0	0	1	1	1	0	0	1	0	0	4	
23	Rachel Mitchell	2-3	0-0	0-0	1	3	4	2	4	1	1	0	0	24	
Team					5	0	5								
Totals		27-62	3-12	6-6	13	17	30	21	63	16	17	6	6	200	

1st - FG %:	5-13	38.5%	2nd:	8-15	53.3%	3rd:	7-14	50.0%	4th:	7-20	35.0%	Game:	27-62	43.5%	Deadball
3FG %:	0-3	0.0%	0-1	0.0%	1-1	100.0%	2-7	28.6%	3-12	25.0%					Rebounds
FT %:	2-2	100.0%	3-3	100.0%	1-1	100.0%	0-0	0.0%	6-6	100.0%					2

Officials: Dee Kantner, Beverly Roberts, Brian Hall
 Technical fouls: #2/2 South Carolina-None. #10/10 Texas A&M-None.
 Attendance: 8511

Score by periods	1st	2nd	3rd	4th	Total
#2/2 South Carolina	17	8	25	20	70
#10/10 Texas A&M	12	19	16	16	63

Last FG - SC 4th-01:22, TAM 4th-00:37.
 Largest lead - SC by 7 1st-02:29, TAM by 10 2nd-05:04.
 SC led for 21:47, TAM led for 13:28. Game was tied for 03:47.

Points	In	Off	2nd	Fast	Bench
SC	40	22	14	10	1
TAM	24	15	16	17	10

Score tied - 7 times.
 Lead changed - 9 times.



Official Basketball Box Score -- Game Totals -- Final Statistics
#18/18 Kentucky vs #2/2 South Carolina
 02/04/16 7 p.m. at Columbia, S.C./Colonial Life Arena



#18/18 Kentucky 68 • 15-6 (4-6 SEC)

##	Player	Total		3-Ptr		Rebounds			PF	TP	A	TO	Blk	Stl	Min
		FG-FGA	FG-FGA	FT-FTA	Off	Def	Tot								
01	Camara, Batouly	f 7-13	0-0	0-1	5	4	9	5	14	2	1	1	0	25	
13	Akhtor, Evelyn	f 1-4	0-0	0-0	1	4	5	3	2	0	1	0	1	23	
03	Thompson, Janee	g 1-7	1-2	0-0	0	3	3	4	3	6	2	0	2	34	
04	Morris, Maci	g 3-11	0-4	4-5	0	2	2	4	10	1	1	0	1	25	
25	Epps, Makayla	g 8-17	0-1	1-3	1	1	2	3	17	1	3	0	0	31	
02	Jakubcova, Ivana	1-2	0-0	0-0	2	2	4	1	2	0	0	0	0	5	
24	Murray, Taylor	2-4	1-1	1-1	0	0	0	4	6	1	1	0	0	30	
35	Jennings, Alexis	4-9	0-0	4-4	4	0	4	4	12	0	1	0	0	21	
45	Rice, Alyssa	1-2	0-0	0-0	0	0	0	3	2	0	1	0	0	6	
Team					1	2	3								
Totals		28-69	2-8	10-14	14	18	32	31	68	11	11	1	4	200	

1st - FG %:	5-17	29.4%	2nd:	7-14	50.0%	3rd:	10-21	47.6%	4th:	6-17	35.3%	Game:	28-69	40.6%	Deadball
3FG %:	0-2	0.0%	1-3	33.3%	0-0	0.0%	1-3	33.3%	2-8	25.0%					Rebounds
FT %:	1-1	100.0%	4-5	80.0%	3-4	75.0%	2-4	50.0%	10-14	71.4%					3,1

#2/2 South Carolina 78 • 22-0 (10-0 SEC)

##	Player	Total		3-Ptr		Rebounds			PF	TP	A	TO	Blk	Stl	Min
		FG-FGA	FG-FGA	FT-FTA	Off	Def	Tot								
22	WILSON, A'ja	f 5-7	0-0	8-10	2	5	7	4	18	3	4	2	0	28	
41	COATES, Alaina	c 10-14	0-0	7-12	5	8	13	3	27	2	3	4	1	32	
05	SESSIONS, Khadijah	g 3-5	1-3	2-4	0	4	4	0	9	1	3	0	2	30	
23	ROY, Tina	g 2-11	1-8	2-2	0	1	1	1	7	4	0	0	2	33	
25	MITCHELL, Tiffany	g 1-2	0-0	0-0	0	0	0	1	2	0	3	0	1	10	
01	CUEVAS, Bianca	1-5	0-1	3-4	0	2	2	2	5	2	1	0	1	21	
04	CLINEY, Donyah	3-4	0-0	1-1	0	1	1	2	7	2	2	0	1	26	
24	IMOVBIQH, Sarah	1-2	0-0	0-0	1	0	1	1	2	0	0	0	0	8	
40	WHITE, Jatarie	0-0	0-0	1-2	1	2	3	3	1	1	1	0	0	12	
Team					2	5	7								
Totals		26-50	2-12	24-35	11	28	39	17	78	15	17	6	8	200	

1st - FG %:	6-12	50.0%	2nd:	5-14	35.7%	3rd:	8-13	61.5%	4th:	7-11	63.6%	Game:	26-50	52.0%	Deadball
3FG %:	0-2	0.0%	0-3	0.0%	2-4	50.0%	0-3	0.0%	2-12	16.7%					Rebounds
FT %:	3-3	100.0%	10-16	62.5%	4-7	57.1%	7-9	77.8%	24-35	68.6%					5

Officials: Michael Price, Amy Bonner, Greg Small
 Technical fouls: #18/18 Kentucky-None. #2/2 South Carolina-WILSON, A'ja.
 Attendance: 15015

Score by periods	1st	2nd	3rd	4th	Total
#18/18 Kentucky	11	19	23	15	68
#2/2 South Carolina	15	20	22	21	78

Last FG - UK 4th-00:26, SC 4th-01:01.
 Largest lead - UK by 1 2nd-05:53, SC by 12 4th-00:32.
 UK led for 00:35, SC led for 37:33. Game was tied for 01:43.

Points	In	Off	2nd	Fast	Bench
UK	38	13	15	8	22
SC	44	15	17	12	15

Score tied - 0 times.
 Lead changed - 2 times.



2015-16 South Carolina Basketball
#2/2 South Carolina Season Schedule/Results & Leaders (as of Feb 04, 2016)
All games



RECORD:	OVERALL	HOME	AWAY	NEUTRAL
ALL GAMES	22-0	11-0	8-0	3-0
CONFERENCE	10-0	5-0	5-0	0-0
NON-CONFERENCE	12-0	6-0	3-0	3-0

Date	Opponent	Score	Att. High Points	High Rebounds
11/13/15	#6/10 OHIO STATE	w 88-80	16815 (20)WILSON, A'ja	(14)WILSON, A'ja
11/15/15	UNCG	w 92-44	13607 (19)WILSON, A'ja	(11)IMOVBIQH, Sarah
11/18/15	at Clemson	w 67-41	1030 (18)MITCHELL, Tiffany	(6)COATES, Alaina (6)IMOVBIQH, Sarah (6)WHITE, Jatarie
11/22/15	at UCLA	w 68-65	2018 (17)ROY, Tina (17)MITCHELL, Tiffany	(12)COATES, Alaina
11/27/15	@vs #16/18 Arizona State	w 60-58	2020 (18)CUEVAS, Bianca (18)WILSON, A'ja	(11)WILSON, A'ja
11/28/15	@vs CSU Bakersfield	w 90-71	2152 (26)WILSON, A'ja	(8)WILSON, A'ja
11/29/15	@at Hawaii	w 67-51	2073 (18)WILSON, A'ja	(5)WILSON, A'ja
12/06/15	#14/13 DUKE	w 66-55	16429 (28)WILSON, A'ja	(11)WILSON, A'ja
12/13/15	WINTHROP	w 86-37	13409 (29)COATES, Alaina	(16)COATES, Alaina
12/16/15	HAMPTON	w 86-48	12117 (22)COATES, Alaina	(12)COATES, Alaina
12/20/15	<vs East Carolina	w 88-57	(18)MITCHELL, Tiffany	(15)COATES, Alaina
12/22/15	ELON	w 78-63	13670 (18)MITCHELL, Tiffany	(8)WILSON, A'ja (8)COATES, Alaina
01/03/16	*ARKANSAS	w 85-32	13407 (21)ROY, Tina	(10)WILSON, A'ja (10)COATES, Alaina
01/07/16	*at Vanderbilt	w 71-61	2547 (22)MITCHELL, Tiffany	(10)COATES, Alaina
01/10/16	*#20/- MISSOURI	w 83-58	15934 (19)MITCHELL, Tiffany	(12)COATES, Alaina
01/14/16	*at #9/9 Kentucky	w 73-62	5527 (26)WILSON, A'ja	(13)WILSON, A'ja
01/17/16	*#15/11 TEXAS A&M	w 59-58	15406 (26)WILSON, A'ja	(11)COATES, Alaina
01/21/16	*at Auburn	w 74-58	2419 (17)COATES, Alaina	(10)COATES, Alaina
01/24/16	*at #10/10 Mississippi State	w 57-51	10626 (21)MITCHELL, Tiffany	(11)WILSON, A'ja (11)COATES, Alaina
01/28/16	*OLE MISS	w 81-62	14313 (17)WILSON, A'ja	(14)COATES, Alaina
01/31/16	*at #10/10 Texas A&M	w 70-63	8511 (27)WILSON, A'ja	(10)WILSON, A'ja (10)COATES, Alaina
02/04/16	*#18/18 KENTUCKY	w 78-68	15015 (27)COATES, Alaina	(13)COATES, Alaina

* = Conference game

@ = Rainbow Wahine Showdown (Honolulu, Hawaii)

< = Carolinas Challenge (Myrtle Beach, S.C.)

Attendance Summary	Games	Attend	Avg/Game
Home	11	160122	14557
Away	8	34751	4344
Neutral	3	4172	1391
Total	22	199045	9048



2015-16 South Carolina Basketball
#2/2 South Carolina Points-Rebounds-Assists (as of Feb 04, 2016)
All games



Opponent	Date	Score	01		04		05		22		23		24		25	
			CUEVAS,BIA	CLINEY,DON	SESSIONS,K	WILSON,A'J	ROY,TINA	IMOVBIQH,S	MITCHELL,T							
#6/10 OHIO STATE	11/13/15	88-80	w	5-0-1	DNP	12-3-3	20-14-0	3-1-1	8-10-0	15-3-3						
UNCG	11/15/15	92-44	w	11-2-1	DNP	2-1-4	19-10-1	9-0-6	14-11-0	10-2-5						
at Clemson	11/18/15	67-41	w	4-1-2	DNP	0-2-5	7-5-0	3-1-1	9-6-0	18-5-0						
at UCLA	11/22/15	68-65	w	7-2-2	DNP	0-5-1	11-10-3	17-3-4	0-4-0	17-5-2						
vs #16/18 Arizona State	11/27/15	60-58	w	18-2-0	DNP	6-3-0	18-11-1	3-2-3	1-8-0	6-1-1						
vs CSU Bakersfield	11/28/15	90-71	w	20-4-6	DNP	8-1-1	26-8-4	3-5-3	6-5-0	13-1-1						
at Hawaii	11/29/15	67-51	w	13-4-0	DNP	11-4-4	18-5-0	0-0-2	3-4-0	14-2-2						
#14/13 DUKE	12/06/15	66-55	w	2-4-2	DNP	5-5-1	28-11-2	3-1-2	0-0-0	12-4-2						
WINTHROP	12/13/15	86-37	w	13-2-1	DNP	4-1-6	DNP	3-0-3	7-4-1	12-5-3						
HAMPTON	12/16/15	86-48	w	6-1-1	DNP	5-4-2	DNP	0-3-3	19-7-0	17-6-2						
vs East Carolina	12/20/15	88-57	w	4-1-1	DNP	5-2-3	15-10-0	3-3-0	4-12-2	18-1-3						
ELON	12/22/15	78-63	w	2-1-2	DNP	6-2-4	12-8-2	9-0-1	2-3-0	18-4-2						
ARKANSAS	01/03/16	85-32	w	10-2-3	DNP	7-3-4	14-10-1	21-1-3	9-7-0	12-3-4						
at Vanderbilt	01/07/16	71-61	w	4-1-2	2-0-0	10-4-0	4-6-2	13-1-1	0-2-0	22-2-5						
#20/- MISSOURI	01/10/16	83-58	w	6-0-1	5-1-0	9-0-1	11-11-1	3-2-2	4-2-2	19-2-2						
at #9/9 Kentucky	01/14/16	73-62	w	2-0-1	0-0-0	8-1-3	26-13-2	12-3-4	0-5-0	16-2-2						
#15/11 TEXAS A&M	01/17/16	59-58	w	9-3-2	DNP	8-2-2	26-8-1	0-2-1	0-1-0	11-4-2						
at Auburn	01/21/16	74-58	w	1-2-2	3-2-3	5-3-1	11-6-2	12-0-2	2-2-0	13-1-5						
at #10/10 Mississippi S	01/24/16	57-51	w	0-0-1	1-0-0	10-4-1	6-11-1	11-1-2	0-7-0	21-2-2						
OLE MISS	01/28/16	81-62	w	6-0-1	4-3-1	4-2-5	17-9-2	9-0-4	7-9-0	15-4-4						
at #10/10 Texas A&M	01/31/16	70-63	w	0-0-0	0-0-0	10-2-3	27-10-1	1-1-1	0-1-0	20-4-2						
#18/18 KENTUCKY	02/04/16	78-68	w	5-2-2	7-1-2	9-4-1	18-7-3	7-1-4	2-1-0	2-0-0						

Opponent	Date	Score	31		40		41		44	
			DOZIER,ASI	WHITE,JATA	COATES,ALA	FARMER,IND				
#6/10 OHIO STATE	11/13/15	88-80	w	4-0-1	4-3-2	17-13-0	DNP			
UNCG	11/15/15	92-44	w	3-2-6	5-3-1	12-7-0	0-1-0			
at Clemson	11/18/15	67-41	w	8-1-0	3-6-2	10-6-1	DNP			
at UCLA	11/22/15	68-65	w	0-0-0	2-2-0	12-12-0	DNP			
vs #16/18 Arizona State	11/27/15	60-58	w	2-1-0	0-2-0	6-7-1	DNP			
vs CSU Bakersfield	11/28/15	90-71	w	0-0-0	2-5-1	6-4-0	DNP			
at Hawaii	11/29/15	67-51	w	3-0-3	0-2-1	3-1-0	DNP			
#14/13 DUKE	12/06/15	66-55	w	0-2-3	0-5-1	16-7-0	DNP			
WINTHROP	12/13/15	86-37	w	9-2-3	4-9-1	29-16-0	0-1-0			
HAMPTON	12/16/15	86-48	w	6-2-5	8-7-0	22-12-2	DNP			
vs East Carolina	12/20/15	88-57	w	10-1-0	14-4-0	10-15-0	0-1-0			
ELON	12/22/15	78-63	w	7-1-3	2-2-0	16-8-0	DNP			
ARKANSAS	01/03/16	85-32	w	DNP	1-5-1	11-10-2	0-1-0			
at Vanderbilt	01/07/16	71-61	w	3-1-4	2-2-0	11-10-1	DNP			
#20/- MISSOURI	01/10/16	83-58	w	2-3-1	11-4-0	13-12-0	DNP			
at #9/9 Kentucky	01/14/16	73-62	w	0-1-0	0-5-0	9-11-1	DNP			
#15/11 TEXAS A&M	01/17/16	59-58	w	0-1-1	0-0-0	5-11-3	DNP			
at Auburn	01/21/16	74-58	w	1-2-3	9-2-0	17-10-2	DNP			
at #10/10 Mississippi S	01/24/16	57-51	w	2-1-1	0-0-0	6-11-1	DNP			
OLE MISS	01/28/16	81-62	w	3-0-5	3-2-0	13-14-2	DNP			
at #10/10 Texas A&M	01/31/16	70-63	w	0-1-1	0-0-0	12-10-6	DNP			
#18/18 KENTUCKY	02/04/16	78-68	w	DNP	1-3-1	27-13-2	DNP			



2015-16 South Carolina Basketball
#2/2 South Carolina Team Game-by-Game Comparison (as of Feb 04, 2016)
All games



Opponent	1st	2nd	Score	Mar	Total FG	FG Pct	3-Pointers	3FG Pct	Free Throws	FT Pct	Rebounds	Assist	T/Over	Block	Steal	Fouls	
#6/10 OHIO STATE	45/47	43/33	88-80	+8	31-69/26-80	.449/.325	3-11/10-23	.273/.435	23-35/18-20	.657/.900	51/42	+9	11/3	20/18	6/10	9/13	20/29
UNCG	53/25	39/19	92-44	+48	35-67/16-62	.522/.258	8-24/3-13	.333/.231	14-23/9-14	.609/.643	47/36	+11	25/4	10/21	10/2	15/6	15/21
Clemson	31/20	36/21	67-41	+26	23-63/14-43	.365/.326	7-25/3-7	.280/.429	14-28/10-14	.500/.714	41/36	+5	13/12	5/19	6/0	12/0	15/24
UCLA	32/31	36/34	68-65	+3	24-55/23-64	.436/.359	6-19/4-18	.316/.222	14-16/15-25	.875/.600	45/31	+14	12/10	2/19	4/3	6/13	19/21
#16/18 Arizona State	30/33	30/25	60-58	+2	24-58/21-61	.414/.344	1-11/8-20	.091/.400	11-16/8-14	.688/.571	42/39	+3	6/10	2/19	3/1	10/11	16/15
CSU Bakersfield	45/37	45/34	90-71	+19	35-64/25-58	.547/.431	3-12/8-18	.250/.444	17-31/13-15	.548/.867	39/30	+9	18/16	5/11	5/0	5/2	12/27
Hawaii	29/22	38/29	67-51	+16	25-55/19-50	.455/.380	4-14/5-18	.286/.278	13-19/8-18	.684/.444	30/33	(3)	12/11	14/20	5/3	9/3	22/20
#14/13 DUKE	30/26	36/29	66-55	+11	24-57/21-59	.421/.356	2-10/3-10	.200/.300	16-28/10-13	.571/.769	43/36	+7	13/9	14/15	5/6	8/8	16/21
WINTHROP	47/13	39/24	86-37	+49	34-62/16-64	.548/.250	9-24/4-9	.375/.111	9-12/4-15	.750/.267	48/32	+16	25/9	13/14	16/4	10/9	13/16
HAMPTON	30/18	56/30	86-48	+38	28-58/19-61	.483/.311	6-16/5-21	.375/.238	24-31/5-8	.774/.625	52/19	+33	17/12	17/9	2/6	3/10	13/25
East Carolina	44/26	44/31	88-57	+31	31-66/19-69	.470/.275	5-18/6-23	.278/.261	21-28/13-14	.750/.929	54/37	+17	13/7	11/13	4/3	7/3	14/26
ELON	35/31	43/32	78-63	+15	30-63/23-52	.476/.442	8-19/4-13	.421/.308	10-14/13-19	.714/.684	34/26	+8	14/14	14/17	6/1	6/7	17/17
ARKANSAS	44/18	41/14	85-32	+53	33-63/13-54	.524/.415	11-23/1-12	.478/.083	8-13/5-10	.615/.500	48/26	+22	18/9	15/18	2/1	11/5	11/17
Vanderbilt	31/31	40/30	71-61	+10	25-50/22-53	.500/.415	10-22/4-20	.455/.200	11-23/13-15	.478/.867	30/29	+1	15/12	11/13	0/1	7/5	18/19
#20- MISSOURI	35/17	48/41	83-58	+25	24-57/18-58	.421/.310	3-14/4-21	.214/.190	15-25/11-18	.600/.611	44/43	+1	13/7	11/13	10/2	3/3	16/22
#9/9 Kentucky	28/32	45/30	73-62	+11	26-63/24-64	.413/.375	6-17/3-9	.353/.333	11-19/5-8	.579/.625	33/43	(10)	12/12	16/15	9/7	12/10	14/21
#15/11 TEXAS A&M	26/27	33/31	59-58	+1	23-54/25-68	.426/.368	2-12/3-7	.167/.429	15-23/16-17	.652/.941	34/30	+4	20/14	12/13	1/1	7/7	15/16
Auburn	33/20	41/38	74-58	+16	27-52/19-55	.519/.345	7-19/9-27	.368/.333	13-20/11-14	.650/.786	40/31	+9	9/9	21/13	6/2	5/5	21/21
#10/10 Mississippi State	22/20	35/31	57-51	+6	19-44/16-59	.432/.271	4-13/3-13	.308/.231	15-23/16-17	.652/.941	45/28	+17	24/14	11/14	3/3	9/8	11/21
OLE MISS	40/26	41/36	81-62	+19	31-68/26-54	.456/.481	7-23/3-19	.304/.158	12-24/7-13	.500/.538	34/30	+4	14/16	16/17	5/6	9/6	16/21
#10/10 Texas A&M	25/31	45/32	70-63	+7	24-53/27-62	.453/.435	2-11/3-12	.182/.250	20-25/6-6	.800/1000	39/32	+7	15/11	17/11	6/1	8/4	17/31
#18/18 KENTUCKY	35/30	43/38	78-68	+10	26-50/28-69	.520/.406	2-12/2-8	.167/.250	24-35/10-14	.686/.714							

Note: Game totals are displayed in the format TEAM/OPPONENT for each category



2015-16 South Carolina Basketball
#2/2 South Carolina Combined Team Statistics (as of Feb 05, 2016)
Last 5



RECORD:	OVERALL	HOME	AWAY	NEUTRAL
ALL GAMES	5-0	2-0	3-0	0-0
CONFERENCE	5-0	2-0	3-0	0-0
NON-CONFERENCE	0-0	0-0	0-0	0-0

##	Player	gp-gs	min	avg	Total		3-Point		F-Throw		Rebounds			pf	dq	a	to	blk	stl	pts	avg			
					fg-fga	fg%	3fg-fga	3fg%	ft-fa	ft%	off	def	tot											
22	WILSON, A'ja	5-5	136	27.2	27-54	.500	0-0	.000	25-31	.806	14	29	43	8.6	12	0	9	13	11	2	79	15.8		
41	COATES, Alaina	5-5	156	31.2	31-44	.705	0-0	.000	13-25	.520	18	40	58	11.6	9	0	13	10	8	6	75	15.0		
25	MITCHELL, Tiffany	5-5	135	27.0	24-55	.436	6-22	.273	17-18	.944	5	6	11	2.2	11	0	13	16	1	8	71	14.2		
23	ROY, Tina	5-1	118	23.6	13-36	.361	11-31	.355	3-4	.750	0	3	3	0.6	2	0	13	6	0	6	40	8.0		
05	SESSIONS, Khadijah	5-5	149	29.8	12-24	.500	3-9	.333	11-17	.647	1	14	15	3.0	11	1	11	10	1	10	38	7.6		
04	CLINEY, Doniyah	5-0	58	11.6	5-11	.455	1-3	.333	4-9	.444	2	4	6	1.2	9	0	6	5	0	1	15	3.0		
40	WHITE, Jatarie	5-0	56	11.2	5-10	.500	0-1	.000	3-6	.500	3	4	7	1.4	7	0	1	2	0	2	13	2.6		
01	CUEVAS, Bianca	5-0	66	13.2	4-17	.235	0-5	.000	4-8	.500	0	4	4	0.8	5	0	6	6	0	1	12	2.4		
24	IMOVBIQH, Sarah	5-0	52	10.4	5-8	.625	0-0	.000	1-5	.200	14	6	20	4.0	9	0	0	4	0	1	11	2.2		
31	DOZIER, Asia	4-4	74	18.5	1-8	.125	1-7	.143	3-4	.750	0	4	4	1.0	5	0	10	5	0	1	6	1.5		
Team											10	11	21											
Total.....		5	1000		127-267	.476	22-78	.282	84-127	.661	67	125	192	38.4	80	1	82	77	21	38	360	72.0		
Opponents.....		5	1000		116-299	.388	20-79	.253	50-64	.781	59	92	151	30.2	110	2	64	68	13	30	302	60.4		



2015-16 South Carolina Basketball
#2/2 South Carolina Combined Team Statistics (as of Feb 05, 2016)
Last 3



RECORD:	OVERALL	HOME	AWAY	NEUTRAL
ALL GAMES	3-0	2-0	1-0	0-0
CONFERENCE	3-0	2-0	1-0	0-0
NON-CONFERENCE	0-0	0-0	0-0	0-0

##	Player	gp-gs	min	avg	Total		3-Point		F-Throw		Rebounds			pf	dq	a	to	blk	stl	pts	avg			
					fg-fga	fg%	3fg-fga	3fg%	ft-fa	ft%	off	def	tot											
22	WILSON, A'ja	3-3	93	31.0	20-36	.556	0-0	.000	22-25	.880	10	16	26	8.7	7	0	6	10	7	2	62	20.7		
41	COATES, Alaina	3-3	93	31.0	21-31	.677	0-0	.000	10-21	.476	12	25	37	12.3	5	0	10	5	5	3	52	17.3		
25	MITCHELL, Tiffany	3-3	74	24.7	14-30	.467	4-12	.333	5-5	1.000	4	4	8	2.7	7	0	6	8	1	5	37	12.3		
05	SESSIONS, Khadijah	3-3	94	31.3	7-17	.412	2-7	.286	7-13	.538	1	7	8	2.7	3	0	9	5	1	6	23	7.7		
23	ROY, Tina	3-1	71	23.7	5-23	.217	4-20	.200	3-4	.750	0	2	2	0.7	1	0	9	3	0	6	17	5.7		
04	CLINEY, Doniyah	3-0	38	12.7	4-9	.444	0-1	.000	3-5	.600	2	2	4	1.3	5	0	3	3	0	1	11	3.7		
01	CUEVAS, Bianca	3-0	42	14.0	4-12	.333	0-3	.000	3-4	.750	0	2	2	0.7	4	0	3	3	0	1	11	3.7		
24	IMOVBIQH, Sarah	3-0	26	8.7	4-7	.571	0-0	.000	1-3	.333	9	2	11	3.7	3	0	0	2	0	0	9	3.0		
31	DOZIER, Asia	2-2	42	21.0	1-3	.333	1-3	.333	0-0	.000	0	1	1	0.5	4	0	6	4	0	1	3	1.5		
40	WHITE, Jatarie	3-0	27	9.0	1-3	.333	0-0	.000	2-4	.500	2	3	5	1.7	5	0	1	1	0	1	4	1.3		
Team											7	7	14											
Total.....		3	600		81-171	.474	11-46	.239	56-84	.667	47	71	118	39.3	44	0	53	44	14	26	229	76.3		
Opponents.....		3	600		81-185	.438	8-39	.205	23-33	.697	34	56	90	30.0	73	2	41	42	10	18	193	64.3		



2015-16 South Carolina Basketball
#2/2 South Carolina Combined Team Statistics (as of Feb 05, 2016)
vs. Ranked



RECORD:	OVERALL	HOME	AWAY	NEUTRAL
ALL GAMES	9-0	5-0	3-0	1-0
CONFERENCE	6-0	3-0	3-0	0-0
NON-CONFERENCE	3-0	2-0	0-0	1-0

##	Player	gp-gs	min	avg	Total		3-Point		F-Throw		Rebounds			pf	dq	a	to	blk	stl	pts	avg			
					fg-fga	fg%	3fg-fga	3fg%	ft-fga	ft%	off	def	tot											
22	WILSON, A'ja	9-9	271	30.1	68-128	.531	0-0	.000	44-59	.746	31	65	96	10.7	22	0	12	26	38	7	180	20.0		
25	MITCHELL, Tiffany	9-9	290	32.2	39-104	.375	8-40	.200	36-43	.837	9	13	22	2.4	23	0	16	33	2	18	122	13.6		
41	COATES, Alaina	9-8	264	29.3	41-61	.672	0-0	.000	29-50	.580	23	72	95	10.6	21	0	14	14	11	11	111	12.3		
05	SESSIONS, Khadijah	9-9	287	31.9	25-54	.463	4-14	.286	23-38	.605	6	18	24	2.7	22	1	15	16	1	21	77	8.6		
01	CUEVAS, Bianca	9-0	121	13.4	15-48	.313	1-8	.125	16-25	.640	1	10	11	1.2	10	0	10	11	0	9	47	5.2		
23	ROY, Tina	9-4	203	22.6	14-55	.255	12-43	.279	3-7	.429	1	13	14	1.6	7	0	20	13	1	5	43	4.8		
04	CLINEY, Doniyah	5-0	54	10.8	5-11	.455	0-0	.000	3-6	.500	1	1	2	0.4	8	0	2	3	0	2	13	2.6		
40	WHITE, Jatarie	9-0	98	10.9	4-14	.286	0-1	.000	8-11	.727	9	13	22	2.4	15	0	4	9	2	3	16	1.8		
24	IMOVBIOH, Sarah	9-1	86	9.6	7-14	.500	0-0	.000	1-6	.167	15	20	35	3.9	17	0	2	9	2	0	15	1.7		
31	DOZIER, Asia	8-5	107	13.4	3-13	.231	0-4	.000	4-4	1.000	2	8	10	1.3	8	0	8	12	0	2	10	1.3		
03	DUCKETT, Kaydra	1-0	3	3.0	0-1	.000	0-0	.000	0-0	.000	0	0	0	0.0	1	0	0	0	0	0	0	0.0		
00	COLLEY, Shay	2-0	16	8.0	0-2	.000	0-1	.000	0-0	.000	0	1	1	0.5	4	0	0	2	0	0	0	0.0		
Team											16	17	33											
Total.....		9	1800		221-505	.438	25-111	.225	167-249	.671	114	251	365	40.6	158	1	103	149	57	78	634	70.4		
Opponents.....		9	1800		206-580	.355	39-123	.317	102-131	.779	131	202	333	37.0	215	8	88	141	37	66	553	61.4		

TEAM STATISTICS	SC	OPP	Date	Opponent	Score	Att.
SCORING	634	553	11/13/15	#6/10 OHIO STATE	w 88-80	16815
Points per game	70.4	61.4	@ 11/27/15	vs #16/18 Arizona State	w 60-58	2020
Scoring margin	+9.0	-	12/06/15	#14/13 DUKE	w 66-55	16429
FIELD GOALS-ATT	221-505	206-580	* 01/10/16	#20/- MISSOURI	w 83-58	15934
Field goal pct	.438	.355	* 01/14/16	at #9/9 Kentucky	w 73-62	5527
3 POINT FG-ATT	25-111	39-123	* 01/17/16	#15/11 TEXAS A&M	w 59-58	15406
3-point FG pct	.225	.317	* 01/24/16	at #10/10 Mississippi State	w 57-51	10626
3-pt FG made per game	2.8	4.3	* 01/31/16	at #10/10 Texas A&M	w 70-63	8511
FREE THROWS-ATT	167-249	102-131	* 02/04/16	#18/18 KENTUCKY	w 78-68	15015
Free throw pct	.671	.779	* = Conference game			
F-Throws made per game	18.6	11.3	@ = Rainbow Wahine Showdown (Honolulu, Hawaii)			
REBOUNDS	365	333	< = Carolinas Challenge (Myrtle Beach, S.C.)			
Rebounds per game	40.6	37.0				
Rebounding margin	+3.6	-				
ASSISTS	103	88				
Assists per game	11.4	9.8				
TURNOVERS	149	141				
Turnovers per game	16.6	15.7				
Turnover margin	-0.9	-				
Assist/turnover ratio	0.7	0.6				
STEALS	78	66				
Steals per game	8.7	7.3				
BLOCKS	57	37				
Blocks per game	6.3	4.1				
ATTENDANCE	79599	26684				
Home games-Avg/Game	5-15920	3-8221				
Neutral site-Avg/Game	-	1-2020				

Score by Periods	1st	2nd	3rd	4th	Totals
#2/2 South Carolina	138	138	163	195	634
Opponents	126	137	135	155	553



2015-16 South Carolina Basketball
#2/2 South Carolina Combined Team Statistics (as of Feb 04, 2016)
Conference games



RECORD:	OVERALL	HOME	AWAY	NEUTRAL
ALL GAMES	10-0	5-0	5-0	0-0
CONFERENCE	10-0	5-0	5-0	0-0
NON-CONFERENCE	0-0	0-0	0-0	0-0

##	Player	gp-gs	min	avg	Total		3-Point		F-Throw		Rebounds			pf	dq	a	to	blk	stl	pts	avg		
					fg-fga	fg%	3fg-fga	3fg%	ft-fga	ft%	off	def	tot										
22	WILSON, A'ja	10-10	282	28.2	60-114	.526	0-0	.000	40-57	.702	28	63	91	9.1	25	0	16	22	33	5	160	16.0	
25	MITCHELL, Tiffany	10-10	297	29.7	50-117	.427	14-48	.292	37-46	.804	9	15	24	2.4	20	0	28	28	1	20	151	15.1	
41	COATES, Alaina	10-10	292	29.2	48-67	.716	0-0	.000	28-50	.560	27	85	112	11.2	22	0	20	14	9	10	124	12.4	
23	ROY, Tina	10-2	231	23.1	29-76	.382	27-66	.409	4-9	.444	1	11	12	1.2	4	0	24	12	0	9	89	8.9	
05	SESSIONS, Khadijah	10-10	290	29.0	26-49	.531	8-18	.444	20-31	.645	6	19	25	2.5	21	1	21	15	2	21	80	8.0	
01	CUEVAS, Bianca	10-0	154	15.4	15-50	.300	2-16	.125	11-16	.688	2	8	10	1.0	11	0	15	16	0	11	43	4.3	
04	CLINEY, Doniyah	8-0	82	10.3	8-20	.400	1-3	.333	5-10	.500	3	4	7	0.9	15	0	6	5	0	2	22	2.8	
40	WHITE, Jatarie	10-0	122	12.2	8-21	.381	0-2	.000	11-18	.611	10	13	23	2.3	15	0	2	7	2	3	27	2.7	
24	IMOVBIQH, Sarah	10-0	107	10.7	11-21	.524	0-0	.000	2-9	.222	21	16	37	3.7	17	0	2	11	2	1	24	2.4	
31	DOZIER, Asia	8-8	133	16.6	3-19	.158	2-13	.154	3-4	.750	2	8	10	1.3	9	0	16	11	0	2	11	1.4	
03	DUCKETT, Kaydra	1-0	7	7.0	0-0	.000	0-0	.000	0-0	.000	0	2	2	2.0	2	0	0	2	0	1	0	0.0	
44	FARMER, India	1-0	3	3.0	0-0	.000	0-0	.000	0-0	.000	0	1	1	1.0	0	0	0	0	0	0	0	0.0	
Team											15	17	32										
Total.....		10	2000		258-554	.466	54-166	.325	161-250	.644	124	262	386	38.6	161	1	150	143	49	85	731	73.1	
Opponents.....		10	2000		218-596	.366	35-148	.236	102-136	.750	121	208	329	32.9	223	8	115	147	26	59	573	57.3	

TEAM STATISTICS	SC	OPP	Date	Opponent	Score	Att.
SCORING	731	573	* 01/03/16	ARKANSAS	w 85-32	13407
Points per game	73.1	57.3	* 01/07/16	at Vanderbilt	w 71-61	2547
Scoring margin	+15.8	-	* 01/10/16	#20/- MISSOURI	w 83-58	15934
FIELD GOALS-ATT	258-554	218-596	* 01/14/16	at #9/9 Kentucky	w 73-62	5527
Field goal pct	.466	.366	* 01/17/16	#15/11 TEXAS A&M	w 59-58	15406
3 POINT FG-ATT	54-166	35-148	* 01/21/16	at Auburn	w 74-58	2419
3-point FG pct	.325	.236	* 01/24/16	at #10/10 Mississippi State	w 57-51	10626
3-pt FG made per game	5.4	3.5	* 01/28/16	OLE MISS	w 81-62	14313
FREE THROWS-ATT	161-250	102-136	* 01/31/16	at #10/10 Texas A&M	w 70-63	8511
Free throw pct	.644	.750	* 02/04/16	#18/18 KENTUCKY	w 78-68	15015
F-Throws made per game	16.1	10.2	* = Conference game			
REBOUNDS	386	329	@ = Rainbow Wahine Showdown (Honolulu, Hawaii)			
Rebounds per game	38.6	32.9	< = Carolinas Challenge (Myrtle Beach, S.C.)			
Rebounding margin	+5.7	-				
ASSISTS	150	115				
Assists per game	15.0	11.5				
TURNOVERS	143	147				
Turnovers per game	14.3	14.7				
Turnover margin	+0.4	-				
Assist/turnover ratio	1.0	0.8				
STEALS	85	59				
Steals per game	8.5	5.9				
BLOCKS	49	26				
Blocks per game	4.9	2.6				
ATTENDANCE	74075	29630				
Home games-Avg/Game	5-14815	5-5926				
Neutral site-Avg/Game	-	0-0				

Score by Periods	1st	2nd	3rd	4th	Totals
#2/2 South Carolina	141	178	203	209	731
Opponents	114	138	148	173	573



2015-16 South Carolina Basketball
#2/2 South Carolina Combined Team Statistics (as of Feb 04, 2016)
All games



RECORD:	OVERALL	HOME	AWAY	NEUTRAL
ALL GAMES	22-0	11-0	8-0	3-0
CONFERENCE	10-0	5-0	5-0	0-0
NON-CONFERENCE	12-0	6-0	3-0	3-0

##	Player	gp-gs	min	avg	Total		3-Point		F-Throw		Rebounds			pf	dq	a	to	blk	stl	pts	avg	
					fg-fga	fg%	3fg-fga	3fg%	ft-fga	ft%	off	def	tot									
22	WILSON, A'ja	20-20	536	26.8	132-246	.537	0-0	.000	70-101	.693	59	124	183	9.2	48	1	29	39	63	13	334	16.7
25	MITCHELL, Tiffany	22-22	652	29.6	103-246	.419	36-107	.336	79-97	.814	25	38	63	2.9	40	0	54	59	4	38	321	14.6
41	COATES, Alaina	22-21	578	26.3	114-165	.691	0-0	.000	55-100	.550	65	155	220	10.0	50	0	24	34	34	21	283	12.9
01	CUEVAS, Bianca	22-0	368	16.7	51-139	.367	8-45	.178	38-53	.717	4	30	34	1.5	24	0	34	36	0	26	148	6.7
23	ROY, Tina	22-11	458	20.8	48-142	.338	45-122	.369	4-9	.444	3	28	31	1.4	10	0	53	21	1	12	145	6.6
05	SESSIONS, Khadijah	22-22	578	26.3	48-96	.500	11-31	.355	37-58	.638	15	43	58	2.6	49	1	55	33	2	44	144	6.5
24	IMOVBIOH, Sarah	22-3	298	13.5	38-63	.603	0-0	.000	21-46	.457	55	56	111	5.0	32	0	5	18	3	7	97	4.4
40	WHITE, Jatarie	22-0	308	14.0	24-68	.353	0-3	.000	23-37	.622	22	51	73	3.3	41	0	11	15	10	5	71	3.2
31	DOZIER, Asia	20-11	329	16.5	21-62	.339	11-40	.275	10-12	.833	4	18	22	1.1	16	0	40	23	0	7	63	3.2
04	CLINEY, Donyah	8-0	82	10.3	8-20	.400	1-3	.333	5-10	.500	3	4	7	0.9	15	0	6	5	0	2	22	2.8
00	COLLEY, Shay	11-0	142	12.9	11-31	.355	3-12	.250	5-8	.625	8	12	20	1.8	18	0	13	16	1	7	30	2.7
03	DUCKETT, Kaydra	8-0	55	6.9	4-9	.444	1-3	.333	0-0	.000	1	7	8	1.0	8	0	5	4	1	3	9	1.1
44	FARMER, India	4-0	16	4.0	0-4	.000	0-3	.000	0-0	.000	1	3	4	1.0	2	0	0	0	2	0	0	0.0
Team											36	42	78				5					
Total.....		22	4400		602-1291	.466	116-369	.314	347-531	.653	301	611	912	41.5	353	2	329	308	121	185	1667	75.8
Opponents.....		22	4400		460-1319	.349	95-341	.279	228-325	.702	272	454	726	33.0	485	16	232	332	65	144	1243	56.5

TEAM STATISTICS	SC	OPP	Date	Opponent	Score	Att.
SCORING	1667	1243	11/13/15	#6/10 OHIO STATE	w 88-80	16815
Points per game	75.8	56.5	11/15/15	UNCG	w 92-44	13607
Scoring margin	+19.3	-	11/18/15	at Clemson	w 67-41	1030
FIELD GOALS-ATT	602-1291	460-1319	11/22/15	at UCLA	w 68-65	2018
Field goal pct	.466	.349	@ 11/27/15	vs #16/18 Arizona State	w 60-58	2020
3 POINT FG-ATT	116-369	95-341	@ 11/28/15	vs CSU Bakersfield	w 90-71	2152
3-point FG pct	.314	.279	@ 11/29/15	at Hawaii	w 67-51	2073
3-pt FG made per game	5.3	4.3	12/06/15	#14/13 DUKE	w 66-55	16429
FREE THROWS-ATT	347-531	228-325	12/13/15	WINTHROP	w 86-37	13409
Free throw pct	.653	.702	12/16/15	HAMPTON	w 86-48	12117
F-Throws made per game	15.8	10.4	< 12/20/15	vs East Carolina	w 88-57	0
REBOUNDS	912	726	12/22/15	ELON	w 78-63	13670
Rebounds per game	41.5	33.0	* 01/03/16	ARKANSAS	w 85-32	13407
Rebounding margin	+8.5	-	* 01/07/16	at Vanderbilt	w 71-61	2547
ASSISTS	329	232	* 01/10/16	#20/- MISSOURI	w 83-58	15934
Assists per game	15.0	10.5	* 01/14/16	at #9/9 Kentucky	w 73-62	5527
TURNOVERS	308	332	* 01/17/16	#15/11 TEXAS A&M	w 59-58	15406
Turnovers per game	14.0	15.1	* 01/21/16	at Auburn	w 74-58	2419
Turnover margin	+1.1	-	* 01/24/16	at #10/10 Mississippi State	w 57-51	10626
Assist/turnover ratio	1.1	0.7	* 01/28/16	OLE MISS	w 81-62	14313
STEALS	185	144	* 01/31/16	at #10/10 Texas A&M	w 70-63	8511
Steals per game	8.4	6.5	* 02/04/16	#18/18 KENTUCKY	w 78-68	15015
BLOCKS	121	65				
Blocks per game	5.5	3.0				
ATTENDANCE	160122	38923				
Home games-Avg/Game	11-14557	8-4344				
Neutral site-Avg/Game	-	3-1391				

* = Conference game
 @ = Rainbow Wahine Showdown (Honolulu, Hawaii)
 < = Carolinas Challenge (Myrtle Beach, S.C.)

Score by Periods	1st	2nd	3rd	4th	Totals
#2/2 South Carolina	378	392	456	441	1667
Opponents	289	292	327	335	1243