

2017-18 SOUTH CAROLINA MEN'S BASKETBALL

DIRECTOR OF ATHLETICS COMMUNICATIONS & PUBLIC RELATIONS: EMILY MILES // EFEENEY@MAILBOX.SC.EDU

CELL: 803-727-3284 // TWITTER: @EMILYMILES_SID

GAMECOCK MEN'S BASKETBALL SOCIAL MEDIA: #GAMECOCKS

TWITTER AND INSTAGRAM: @GAMECOCKMBB // FACEBOOK: /GAMECOCKMBB

GAMECOCK ATHLETICS ON THE WEB: GAMECOCKSONLINE.COM

2017-18 SCHEDULE

OVERALL: 9-4 | SEC: 0-1

HOME: 5-0 | AWAY: 2-2 | NEUTRAL: 2-2

NCAA RPI: 50

OCTOBER

30 Erskine + W, 85-44

NOVEMBER

5 Virginia Tech = L, 86-67
 at Wofford W, 73-52
 13 Western Michigan ^ W, 78-60
 16 vs. Illinois State # L, 69-65
 17 vs. UTEP # W, 80-56
 19 vs. Western Michigan # W, 79-66
 27 at FIU W, 78-61
 30 vs. Temple % L, 76-60

DECEMBER

2 UMass W, 76-70
 6 Wyoming W, 80-64
 9 Coastal Carolina W, 80-78
 19 at Clemson L, 64-48
 27 Limestone W, 74-45
 31 at Ole Miss* L, 74-69

JANUARY

3 Missouri* 9 p.m./ESPN2
 6 Vanderbilt* 6:45 p.m./ SECN
 9 at Alabama* 7 p.m./ SECN
 13 at Georgia* 1 p.m./ SECN
 16 Kentucky* 9 p.m./ESPN
 20 Tennessee* 6 p.m./ESPN2
 24 at Florida* 7 p.m./ SECN
 27 Texas Tech ! 12 p.m./ESPN2
 31 Mississippi State* 8:30 p.m./ SECN

FEBRUARY

3 at Texas A&M* 2 p.m./ESPN/2
 6 at Arkansas* 7 p.m./ESPN2
 10 Florida* 12 p.m./CBS
 13 at Tennessee* 9 p.m./ESPNU
 17 Auburn* 3:30 p.m./ SECN
 21 Georgia* 6:30 p.m./ SECN
 24 at Mississippi State* 3:30 p.m./ SECN
 28 LSU* 6:30 p.m./ SECN

MARCH

3 at Auburn* 3:30 p.m./ SECN
 3-11 SEC Tournament (St. Louis, Mo.) & TBD
 15-18 NCAA Tourn. First/Second Rounds TBD
 23-25 NCAA Tourn. Sweet 16/Elite Eight TBD
 31 Final Four TBD

APRIL

2 National Championship TBD

All home games in bold | All times listed Eastern | SECN+ - SEC Network + | SECN - SEC Network | CBSN - CBS Sports Network | * indicates SEC contest | + indicates exhibition | = - Hoops 4 Hurricane Relief exhibition | ^ - Puerto Rico Tip-Off (Columbia, S.C.) | # - Puerto Rico Tip-Off (Myrtle Beach, S.C.) | % - Under Armour Reunion | ! - Big 12/SEC Challenge (Columbia, S.C.) | & - SEC Tournament (St. Louis, Mo.)



GAMECOCKS
(9-4, 0-1 SEC)



TIGERS
(10-3, 0-0 SEC)

VS

HEAD COACH: Frank Martin (FIU, '93)

AT CAROLINA: 105-78 (6th season)

CAREER: 222-132 (11th season)

VS. MISSOURI: 10-8

TOP SCORER: Silva (13.4)

TOP REBOUNDER: Silva (8.4)

TOP ASSIST MAKER: Gravett (3.9)

COMMUNICATIONS/PR: Emily Miles

TWITTER UPDATES: @GamecockMBB

HEAD COACH: Cuonzo Martin (Purdue, '00)

AT MISSOURI: 10-3 (1st season)

CAREER: 176-124 (10th season)

VS. CAROLINA: 3-0

TOP SCORER: Robertson (15.1)

TOP REBOUNDER: J. Porter (6.8)

TOP ASSIST MAKER: Harris (3.2)

MEDIA RELATIONS: Patrick Crawford

TWITTER UPDATES: @MizzouHoops

PROBABLE STARTERS

SOUTH CAROLINA	HT.	WT.	YR.	HOMETOWN	PPG	RPG	MPG
G - #15 Wesley Myers	6-1	193	GS	Brooklyn, N.Y.	5.2	2.5	18.7
G - #5 Frank Booker	6-3	208	GS	Augusta, Ga.	11.8	2.8	26.5
F - #10 Justin Minaya	6-5	210	Fr.	Harrington Park, N.J.	8.9	4.5	26.4
F - #21 Maik Kotsar	6-10	260	So.	Tallinn, Estonia	9.2	4.6	27.9
F - #30 Chris Silva	6-9	223	So.	Libreville, Gabon	13.4	8.4	23.7

MISSOURI	HT.	WT.	YR.	HOMETOWN	PPG	RPG	MPG
G - #55 Blake Harris	6-3	195	Fr.	Chapel Hill, N.C.	4.1	2.5	14.2
G - #3 Kassius Robertson	6-3	180	GS	Toronto, Canada	15.1	1.8	32.5
F - #21 Jordan Barnett	6-7	215	Sr.	St. Louis, Mo.	14.8	6.2	31.5
F - #23 Jeremiah Tilmon	6-10	252	Fr.	East St. Louis, Ill.	9.6	5.2	19.8
F - #24 Kevin Puryear	6-7	238	Jr.	Blue Springs, Mo.	10.2	4.9	25.8

STARTING FIVE

> South Carolina suffered a 74-69 loss at Ole Miss last Sunday in the SEC opener for both schools. The Gamecocks hit just 37.9 percent (22-58) from the field in the contest, and committed 14 turnovers which resulted in 16 Rebel points.

> Graduate student guard Frank Booker scored a season high 21 points behind a career high six 3s in the matchup at Ole Miss. He also matched a season high with 34 minutes of action.

> Junior forward Chris Silva notched his fourth double-double of the season at Ole Miss, scoring 21 points and matching a personal best with 13 rebounds. Silva, who ranks 22nd nationally with 105 free throw attempts on the year, was 11-of-14 from the line vs. the Rebels, including 7-of-10 from the stripe in the opening half.

> Graduate student guard Wesley Myers earned his first start of the season at Ole Miss. He dished a team high five assists vs. the Rebels, after collecting a career high six in Carolina's win over Limestone on Dec. 27. Myers is averaging 1.8 assists per game this season.

> South Carolina ranks 33rd nationally and fourth in the SEC with a rebound margin of +7.2 on the year. Carolina has out-rebounded 10 of 14 opponents this season. Wednesday's matchup will be a battle on the boards, as Missouri ranks 11th nationally and second in the SEC in the category with a margin of +9.4.

HEADLINES

> South Carolina is in its 110th season of varsity basketball in 2017-18.

> South Carolina advanced to its first Final Four in 2016-17, which included posting its first NCAA Tournament win since the 1973 campaign when it tallied a 93-73 win over Marquette in the First Round.

> The Gamecocks finished the 2016-17 campaign with a 26-11 overall record. The 26 wins were a program record.

> Among active Division I head coaches, South Carolina's Frank Martin holds the sixth-highest NCAA Tournament winning percentage (.667) behind only Duke's Mike Krzyzewski, North Carolina's Roy Williams, Kentucky's John Calipari, Michigan State's Tom Izzo and Kansas' Bill Self.

> Over the course of the last three seasons (2015-16-present), the Gamecocks are 24-18 (.571) combined in games played away from home (away/neutral).

> South Carolina compiled 51 wins over the course of the 2015-16 and 2016-17 seasons.

> Entering the 2017-18 campaign, Frank Martin has led his team to at least 20 wins in seven of 10 seasons.

GAME INFO

ARENA: Colonial Life Arena (18,000)

BROADCAST: ESPN2

PLAY-BY-PLAY: Beth Mowins

ANALYST: Sean Farnham

RADIO: Gamecock Radio Network

PLAY-BY-PLAY: Derek Scott

ANALYST: Casey Manning

SIRIUS: 134 | XM: 382

WATCH: WatchESPN.com

LIVE STATS: GamecocksOnline.com

TICKETS: GamecocksOnline.com

SERIES: Series is tied, 4-4

SERIES IN COLUMBIA, S.C.:

SC leads 2-1

SERIES TREND: The Gamecocks

have won three of the last four meetings, including two straight at home



SOUTH CAROLINA GAMECOCKS

OVERALL: 9-4; SEC: 0-1; HOME: 5-0; AWAY: 2-2; NEUTRAL: 2-2

0		DAVID BEATTY - Fr. - G - 6-2 - 205 - Philadelphia, Pa. MIN PTS RBS AST FG% 3FG% FT% 15.3 5.4 1.2 1.3 37.9 25.0 66.7	- Top scoring output of the season with 13 in the loss to Temple (Nov. 30); 6-11 FG - DNP vs. Coastal Carolina (Dec. 9) due to a left elbow sprain - Season high 16 points, hitting 6-of-11 from the field in win over Limestone (Dec. 27) - Played a season high 33 minutes vs. Ole Miss (Dec. 31), scoring nine points, with a season high six rebounds; 2 assists and 2 steals
1		KORY HOLDEN - R-Jr. - G - 6-1 - 197 - Salisbury, Md. MIN PTS RBS AST FG% 3FG% FT% 10.9 3.3 1.1 1.6 37.8 18.2 54.5	- Averaged 17.7 points and 4.2 assists during sophomore season - Strong vs. WMU (Nov. 13), tallied six points with 3 rebounds, 1 assist - 11 points with two assists in win vs. UTEP; was 4-of-5 from the field vs. Miners - Scored eight points on 4-of-5 shooting vs. Clemson (Dec. 19) - Out indefinitely due to a left hamstring strain suffered in the Clemson contest
2		HASSANI GRAVETT - R-Jr. - G - 6-2 - 187 - Villa Rica, Ga. MIN PTS RBS AST FG% 3FG% FT% 25.0 8.3 3.8 3.9 37.1 26.3 66.7	- 14 points, four assists and career high three steals in win vs. UMass (Dec. 2) - Nine points with two assists in win vs. Wyoming (Dec. 6) - Hit game winner with 6.5 seconds remaining vs. Coastal; 9 pts, 4 assts vs. CCU (Dec. 9) - 6 points, 3 assists vs. Limestone (Dec. 27)/8.2 ppg over the course of last five games - Missed Ole Miss (Dec. 31) contest due to a right ankle sprain
5		FRANK BOOKER - GS - G - 6-3 - 208 - Augusta, Ga. MIN PTS RBS AST FG% 3FG% FT% 26.5 11.8 2.8 1.4 45.5 43.4 64.0	- Season high four 3s in win at FIU (Nov. 27); has hit at least three 3s in five games - Season highs with 16 points, 6 rebounds, 3 steals in win vs. Wyoming (Dec. 6) - Season high 19 points, 7-12 from the floor; also 5 rebounds vs. Coastal Carolina (Dec. 9) - 17 points, matched career high with five 3s vs. Limestone (Dec. 27)/12.6 ppg last 5 games - Career high 6 3s vs. Ole Miss (Dec. 31), also season high 21 points
10		JUSTIN MINAYA - Fr. - F - 6-5 - 210 - Harrington Park, N.J. MIN PTS RBS AST FG% 3FG% FT% 26.4 8.9 4.5 1.3 39.4 37.0 70.0	- Scored 11 points with seven rebounds and two steals vs. Temple (Nov. 30) - Season high 17 points on 6-11 shooting, in win vs. UMass (Dec. 2) - 11 points, a block and two steals in win vs. Wyoming (Dec. 6) - 13 points, including a 3-of-3 start from 3, in win vs. Coastal Carolina (Dec. 9) - Has six double-figure scoring games this season
12		KHADIM GUEYE - So. - F - 7-0 - 248 - Dakar, Senegal MIN PTS RBS BLK FG% 3FG% FT% 5.9 0.0 0.9 0.0 0.0 0.0 0.0	- Saw action in 28 games last season, scoring 0.4 points per outing - Scored three points in exhibition action vs. Erskine (Oct. 30), and added two points with two rebounds vs. Virginia Tech (Nov. 5) - Saw 10 minutes of action at Wofford (Nov. 10), pulled down 4 rebounds - Collected a rebound and a steal vs. Limestone (Dec. 27)
13		FELIPE HAASE - Fr. - F - 6-9 - 249 - Osorno, Chile MIN PTS RBS AST FG% 3FG% FT% 21.9 7.3 5.5 0.8 46.1 33.3 68.4	- First career double-double in win vs. UMass (Dec. 2), scoring 11 points with 10 rebounds; also two steals and a block - Season high 17 points, 9 rebounds and three assists in win vs. Wyoming (Dec. 6) - Pulled down a team high eight rebounds vs. Limestone (Dec. 27) - 9 points and 6 rebounds in SEC debut at Ole Miss (Dec. 31)
14		IBRAHIM FAMOUKE DOUMBIA - Fr. - F - 6-6 - 205 - Bamako, Mali MIN PTS RBS AST FG% 3FG% FT% 3.1 0.3 1.1 0.0 16.7 0.0 0.0	- Averaged 27 points and 19 rebounds per game as a senior at Miami Country Day - Named 2017 5A-2A First-Team All-Dade County - Represented Mali's National Team at U18 Championships in 2016 - Scored first career points vs. Illinois State (Nov. 16) on a lay-in - Pulled down five rebounds in eight minutes vs. Limestone (Dec. 27)
15		WESLEY MYERS - GS - G - 6-1 - 193 - Brooklyn, N.Y. MIN PTS RBS AST FG% 3FG% FT% 18.7 5.2 2.5 1.8 36.9 30.0 58.3	- Best game of the season thus far vs. WMU (Nov. 19), with 14 points, two assists and a steal; scored 1,000th career point vs. the Broncos at the Puerto Rico Tip-Off - Scored 10 points, 4-of-7 from the field in season high 31 min. at Clemson (Dec. 19) - Dished career best 6 helpers, adding 5 points and 5 rebounds vs. Limestone (Dec. 27) - First start of the season at Ole Miss (Dec. 31), dished five assists
20		TOMMY CORCHIANI - So. - G - 6-3 - 180 - Raleigh, N.C. MIN PTS RBS AST FG% 3FG% FT% 1.5 0.0 1.0 0.0 0.0 0.0 0.0	- Saw action in five games last season - Played a season high four minutes in home win vs. Auburn last season - Son of Chris Corchiani, who played basketball at NC State - Saw action in home win over Limestone (Dec. 27)
21		MAIK KOTSAR - So. - F - 6-10 - 280 - Tallinn, Estonia MIN PTS RBS AST FG% 3FG% FT% 27.9 9.2 4.6 1.6 49.1 27.3 35.7	- 12 points, two assists and a steal in loss to Temple (Nov. 30) - 8 points, 8 rebounds, three steals in home win vs. UMass (Dec. 2) - 6 points, 4 rebounds, two assists in win vs. Wyoming (Dec. 6)/9.6 ppg last 5 games - 6 points, 6 rebounds, 2 blocks in 32 minutes at Clemson (Dec. 19) - 13 points, two blocks in 26 minutes vs. Limestone (Dec. 27)/7.8 ppg, 5.2 rpg last 5 games
23		EVAN HINSON - So. - G - 6-4 - 240 - Deltona, Fla. MIN PTS RBS AST FG% 3FG% FT% 3.0 1.0 0.0 0.0 50.0 0.0 50.0	- Also a member of the Gamecock football team - Averaged 1.1 points in 2.6 minutes per game last season, making eight appearances - Tallied first points of the season in win over Coastal Carolina (Dec. 9) - Currently with the Gamecock football team at the Outback Bowl in Tampa (Jan. 1 vs. Michigan)
25		CHRISTIAN SCHMITT - So. - G - 5-11 - 180 - Mars, Pa. MIN PTS RBS AST FG% 3FG% FT% 2.0 0.0 0.0 0.0 0.0 0.0 0.0	- Saw action in five games last season - Played a season high three minutes in win over SC State - Saw action in win vs. WMU (Nov. 13) - Saw court time vs. UTEP (Nov. 17), and Limestone (Dec. 27)
30		CHRIS SILVA - Jr. - F - 6-9 - 223 - Libreville, Gabon MIN PTS RBS BLK FG% 3FG% FT% 23.7 13.4 8.4 1.5 50.0 37.5 75.2	- 19 points, 10 rebounds for 8th career double-double vs. Wyoming (Dec. 6) - 15 points, 9 rebounds, 10-13 FT, in win vs. Coastal/15.8 ppg last 5 games - Team high 12 points, 9 rebounds at Clemson (Dec. 19) - Early foul trouble vs. Limestone (Dec. 27)/12.8 ppg, 7.8 rpg over last five games - 21 points, 11-14 FT's, matched career high with 13 rebounds at Ole Miss (Dec. 31)
33		JASON CUDD - Fr. - F - 7-1 - 255 - Myrtle Beach, S.C. MIN PTS RBS BLK FG% 3FG% FT% 4.0 1.1 0.9 0.0 50.0 0.0 1,000	- Averaged 18.7 points and 7.6 rebounds per game during senior season at Socastee - Father played college basketball at College of Charleston - Saw first college action in win vs. WMU (Nov. 13) - Played season high nine minutes in win vs. UMass (Dec. 2), collecting an assist - Scored four points and pulled down two rebounds vs. Limestone (Dec. 27)

BY THE NUMBERS

5.5

> Graduate transfer guard Wes Myers dished a team and career high six assists in the home win over Limestone (Dec. 27) and followed with a team high five in the SEC opener at Ole Miss (Dec. 31). He is averaging 5.5 assists per game over the course of the last two contests.

6

> Graduate student guard Frank Booker set a new career high with six made 3s in the SEC opener at Ole Miss (Dec. 31). He is hitting a blistering 43.4% (36-83) from beyond the arc this season, eighth in the league.

70+

> Following the Dec. 27, 74-45 win over Limestone, the Gamecocks are 9-0 this season when hitting the 70-point mark. However, in losses, Carolina is averaging just 60.5 points per game.

14

> Chris Silva had 14 free throw attempts at Ole Miss. It marked his 7th game this season with at least eight free throw attempts, and his 5th with double-digit free throw attempts. Silva ranks 2nd in the conference and 27th nationally with 79 free throws made this season.

4

> The Gamecocks held Ole Miss to an opponent season low four offensive rebounds on Dec. 31. The Rebels missed 29 shots in the contest.

A CAROLINA WIN WOULD...

- > Improve Carolina's home record this season to 6-0
- > Be the 21st home win in the last 24 contests at Colonial Life Arena
- > Give the Gamecocks a slight 5-4 edge in the all-time series vs. Missouri
- > Improve Frank Martin's record to 11-8 all-time vs. the Tigers

KEY STAT

> South Carolina has hit at least eight 3-point baskets in 10 of 13 contests this season, in part to Frank Booker's 2.8 per game. The graduate student guard has hit at least three 3s in nine games this season, including a career best six 3s in the matchup at Ole Miss. Carolina is 7-2 in games that Booker connects on at least three 3s this season.



Last season South Carolina advanced to the school's first Final Four. Carolina posted a 93-73 win over Marquette in the NCAA Tournament First Round, its first Tournament victory since 1973. The Gamecocks went on to defeat three of the East Region's top four seeds in No. 2 Duke, No. 3 Baylor and No. 4 Florida, en route to a school record 26 wins and a berth in the Final Four in Phoenix.

> South Carolina played six of its first seven games away from home to begin the 2017-18 campaign, posting a 4-2 record during the stretch.

> Martin is joined on the bench by assistant coaches Perry Clark (8th season), Chuck Martin (first season) and Bruce Shingler (second season), and director of basketball operations Andy Assaley in his sixth season.

> Clark brings 19 years of head coaching experience to the bench, as he served the combined years as head coach at Tulane, Miami (Fla.) and Texas A&M Corpus Christi, while Chuck Martin served as head coach at Marist for five campaigns.

> Martin is 88-85 (.508) all-time in league play. In his 10 seasons leading a squad through league play, his team has posted double-digit league wins six times.

> South Carolina has improved its conference record in each of Frank Martin's five seasons leading the squad through the SEC slate. In his first SEC campaign (2013), Martin led his squad to four wins, followed by five win sin 2014, six in 2015, 11 in 2016 and 12 last season.

> South Carolina is in its 26th basketball season as a member of the Southeastern Conference. The Gamecocks are 167-260 (.391) all-time in SEC games.

FRANK MARTIN

> South Carolina head coach Frank Martin is in his sixth season leading the Gamecocks and 11th season overall as a head coach in 2017-18. Martin, the 2017 Jim Phelan National Coach of the Year (CollegeInsider.com), led South Carolina to its first Final Four and a school record 26 wins a season ago. In his 10 seasons as a head coach, Martin has led his teams to at least 21 wins seven times, including a combined 51 wins for the Gamecocks over the course of the 2005-16 and 2016-17 seasons. Martin is a native of Miami, Fla., and a graduate of FIU.

> Prior to his time on the sidelines in the college ranks, Martin spent 15 years in high school coaching in Miami, Fla., including the last seven as a head coach. He was part of five state championships as an assistant at Miami Senior High School (1985-93), before earning two titles as the program's head coach (1995-98).

Highlighting Martin's stint as the head coach of the program were consecutive 30-win seasons and consecutive Florida 6A State Championships in 1996 and 1997, with his 1997 squad earning a 36-1 overall record and ranking No. 4 in the USA Today Top 25 Poll. He also served as the head coach at North Miami Senior High School (1993-95) and one season at Booker T. Washington High School (1999-2000).

SCOUTING THE GAMECOCKS

> South Carolina enters Wednesday's matchup with the Tigers with a 9-4 overall record, and an 0-1 mark in league games after the 74-69 loss at Ole Miss on New Year's Eve.

> Despite the loss, the Gamecocks out-rebounded Ole Miss 43-30, and held the Rebels to just four offensive rebounds (two team rebounds). Ole Miss tallied just two second-chance points in the contest.

> Junior forward Chris Silva paces the Gamecocks and ranks among SEC leaders in multiple statistical categories: leads Carolina with 13.4 points per game and 8.4 rebounds per game (fourth in the SEC). He is also Carolina's field goal percent leader, hitting 50.0 percent from the floor this season.

> Silva collected his fourth double-double of the season and the ninth of his career with 21 points and a game high 13 rebounds at Ole Miss.

> Frank Booker continues to impress from beyond the arc and fill the void left by just 6.4 percent of returning 3-point baskets for Carolina from last season. Booker hit a career best six 3s at Ole Miss, marking the ninth time this season he has connected on at least three 3s in a game.

> Behind five from graduate student guard Wes Myers, the Gamecocks dished 16 assists against the Rebels. It marked the fifth game of the season with 15 or more assists for Carolina.

> The Gamecocks are 5-0 at home this season, averaging 77.6 points per game in those contests, hitting 44.8 percent from the field.

SCOUTING THE TIGERS

> Missouri is 10-3 on the season and Wednesday's contest against South Carolina marks the Tigers' first SEC contest of the year.

> The Tigers are led by head coach Cuonzo Martin in his first season, but not his first season in the SEC, as he was the head coach at Tennessee from 2011-14, before spending three seasons as the head coach at Cal.

> Three average double-figure points for the Tigers, led by graduate student guard Kassius Robertson's 15.1 per game. Jordan Barnett (14.8) and Kevin Puryear (10.2) also provide double-figures.

> Missouri most recently played on Dec. 23, suffering a 70-64 loss to Illinois in St. Louis. Robertson led the Tigers with 22 points in that contest, while Barnett collected his second double-double of the season with 19 points and 10 rebounds.

> The Tigers rank among conference leaders in several statistical categories, including scoring defense (4th, 66.5), field goal percent defense (3rd, 39.4%) and rebound margin (2nd, +9.4).

> Missouri is 1-1 in away contests this season, and 3-3 overall in games away from home.

STAT COMPARISON

	SC	TIGERS	NCAA Rank
Record	9-4	10-3	92/54
Conference Record	0-1	0-0	-
Current Streak	L1	L1	-
Scoring Avg.	72.3	78.9	232/87
Opponent Scoring Avg.	64.2	66.5	32/63
Scoring Margin	+8.1	+12.4	110/54
Field Goal %	.427	.484	267/47
Opponent Field Goal %	.402	.394	56/36
3-Point Field Goal %	.338	.380	229/74
Opponent 3-Point Field Goal %	.332	.319	122/70
3-Point Field Goal Made PG	7.4	9.5	206/52
3-Point Field Goal Attempts PG	21.8	24.9	240/125%
Free Throw %	.662	.730	297/109
Opponent Free Throw %	.676	.752	-
Rebounding Avg.	39.2	39.9	55/42
Opponent Rebounding Avg.	32.0	30.5	-
Rebounding Margin	+7.2	+9.4	33/11
Turnovers Avg.	14.8	15.4	265/302
Opponent Turnover Avg.	15.7	12.7	68/263
Assists Avg.	14.2	15.8	172/74
Blocks Avg.	3.3	5.1	181/40
Steals Avg.	5.8	6.1	245/215

% indicates total attempts

NCAA stats games through Jan. 1

ASSOCIATED PRESS TOP 25

Jan. 1, 2018

Rk.	Team	Record	Pts.
1	Michigan State (43)	14-1	1,600
2	Duke (21)	13-1	1,556
3	Villanova (1)	13-1	1,444
4	Arizona State	12-1	1,336
5	Xavier	14-1	1,325
6	West Virginia	12-1	1,304
7	Oklahoma	11-1	1,160
8	Virginia	12-1	1,048
9	Wichita State	11-2	1,026
10	Kansas	11-2	963
11	Texas A&M	11-2	894
12	North Carolina	12-2	890
13	Purdue	13-2	883
14	Arizona	11-3	832
15	Miami	12-1	782
16	TCU	12-1	760
17	Kentucky	11-2	742
18	Texas Tech	12-1	483
19	Cincinnati	12-2	410
20	Gonzaga	12-3	410
21	Seton Hall	13-2	353
22	Arkansas	11-2	254
23	Tennessee	9-3	198
24	Florida State	11-2	119
25	Clemson	12-1	104

Others receiving votes: Baylor 83, Creighton 54, Notre Dame 37, Butler 23, UCLA 14, Texas 10, St. Bonaventure 7, SMU 5, Syracuse 4, Auburn 4, Rhode Island 2, Nevada 2, Alabama 1, Mississippi State 1, New Mexico State 1, NC State 1

Dropped from rankings: Baylor 18, Creighton 25

ESPN/USA TODAY TOP 25

Dec. 25, 2018

Rk.	Team	Record	Pts.
1	Villanova (27)	12-0	795
2	Michigan State (5)	12-1	769
3	Duke	12-1	712
4	Arizona State	12-0	708
5	Xavier	12-1	635
6	Texas A&M	11-1	599
7	West Virginia	11-1	581
8	TCU	12-0	518
9	Virginia	11-1	496
10	Wichita State	10-2	478
11	Kansas	10-2	455
12	Oklahoma	10-1	421
13	Purdue	12-2	410
14	North Carolina	11-2	385
15	Kentucky	9-2	375
16	Miami	11-1	328
17	Baylor	10-2	233
18	Arizona	10-3	226
19	Gonzaga	10-3	196
20	Tennessee	9-2	195
21	Texas Tech	11-1	194
22	Cincinnati	11-2	159
23	Creighton	10-2	123
24	Seton Hall	11-2	122
25	Florida State	11-1	90

Others receiving votes: Clemson 45, Louisville 27, Virginia Tech 22, Notre Dame 18, Arkansas 18, Texas 17, UCLA 12, Saint Mary's 11, Michigan 5, Syracuse 4, Boise State 3, Rhode Island 3, Stephen F. Austin 2, Missouri 2, Oklahoma State 2, St. Bonaventure 2, Mississippi State 1, New Mexico State 1, Auburn 1, Florida 1

BY THE NUMBERS

1.4 - Sophomore forward Maik Kotsar paces Carolina this season with 1.4 steals per game. He has 18 on the year.

2.5 - Booker's 2.5 made 3s per game ranks ninth in the SEC.

6-3 - South Carolina was 6-3 last season in games against opponents ranked in the top 25.

8+ - South Carolina has posted at least eight made 3-pointers in 10 of 13 games this season.

+9.0 - Carolina holds a +9.0 rebound margin over its opponent in home games this season.

10+ - Chris Silva has five games with at least 10 rebounds this season. Last season, the Libreville, Gabon, native had six double-digit rebound performances, including a career high 13 rebounds in the Final Four matchup vs. Gonzaga.

10 - Junior forward Chris Silva is just 10 blocks away from cracking the Gamecock career top-10 in the category. He is just two blocks away from reaching 100 for his career.

23 - The Gamecocks forced 23 UTEP turnovers on Dec. 17, marking the most turnovers in a game by a Carolina opponent since Alabama had 24 turnovers in the 4OT contest last season at Colonial Life Arena (Feb. 7, 2017).

23 - Chris Silva is just 23 rebounds away from reaching 500 for his career in the Garnet and Black.

35 - Junior forward Chris Silva played a career high 35 minutes in the Dec. 9 win vs. Coastal Carolina.

36 - Grad transfer guard Frank Booker has 36 3s on the year, which is a team high. He has hit at least three 3s in nine of Carolina's 13 games this season and is averaging 43.4 percent from beyond the arc.

42 - South Carolina tallied a season high 42 points in the paint in the win at FIU on Nov. 27, paced by Chris Silva's career high 26 points. The Gamecocks currently average 29.2 points in the paint per game.

70+ - South Carolina is 9-0 this season when scoring 70 or more points. Since the beginning of the 2016-17 campaign, the Gamecocks are 26-4 when scoring 70 or more.

72 - Junior Kory Holden is just 72 points away from reaching 1,000 for his career. He tallied 892 points in just two seasons at Delaware.

UP NEXT

> South Carolina continues its homestand when Vanderbilt travels to Columbia for a 6:45 p.m. ET matchup on Saturday. Mike Morgan (pxp) and Dane Bradshaw (analyst) will have the call for the SEC Network broadcast.

THE SERIES

> The all-time series vs. Missouri is tied at 4-4.

> Carolina holds a 2-1 advantage in home games and has won two straight at Colonial Life Arena.

> Below is a breakdown of the all-time series between the two schools:

MISSOURI (4-4)

H: 2-1; A: 1-3; N: 1-0

J. 22, 2013	A	65-71		L
F. 28, 2013	H	68-90		L
J. 25, 2014	A	74-82		L
F. 10, 2015	H	65-60	W	
M. 11, 2015	N	63-54	W	
J. 16, 2016	H	81-72	W	
F. 16, 2016	A	67-72		L
J. 28, 2017	A	63-53	W	

CAROLINA BENCH PRODUCTION

GAME	SC-OPP	DIFF.	SC HIGH	
			DIFF.	BENCH SCORER
at Wofford	28-5	+23	Haase/Myers, 10	
West. Michigan	24-12	+12	Beatty/Haase, 7	
vs. Illinois State	19-33	-14	Beatty, 7	
vs. UTEP	24-12	+12	Holden, 11	
vs. West. Mich.	30-22	+8	Myers, 14	
at FIU	4-11	-7	Haase, 4	
vs. Temple	21-25	-4	Beatty, 13	
UMass	14-20	-6	Haase, 11	
Wyoming	19-15	+4	Haase, 17	
Coastal Carolina	18-33	-15	Haase, 7	
at Clemson	25-4	+21	Myers, 10	
Limestone	30-18	+12	Haase/Myers, 5	
at Ole Miss	18-28	-10	Beatty/Haase, 9	
Missouri				
Vanderbilt				
at Alabama				
at Georgia				
Kentucky				
Tennessee				
at Florida				
Texas Tech				
Miss. State				
at Texas A&M				
at Arkansas				
Florida				
at Tennessee				
Auburn				
Georgia				
at Miss. State				
LSU				
at Auburn				

SPECIALTY STATS

(PP) points in paint; (OT) points off turnovers; (2nd) second chance points; (FB) fast break points

(South Carolina-Opponent)

GAME	PP	OT	2ND	FB
at Wofford	20-14	13-14	9-8	0-0
West. Michigan	32-30	16-13	13-8	11-10
vs. Illinois State	16-22	20-13	12-3	5-6
vs. UTEP	28-20	26-15	14-4	13-2
vs. West. Mich.	36-20	28-6	14-5	11-5
at FIU	42-30	25-18	12-4	13-11
vs. Temple	26-38	20-18	9-10	2-9
UMass	36-24	21-15	9-6	12-12
Wyoming	28-20	24-12	15-7	8-9
Coastal Carolina	24-28	11-16	10-14	2-7
at Clemson	28-16	15-16	11-10	2-4
Limestone	34-8	16-12	14-3	8-2
at Ole Miss	22-20	7-16	11-2	7-4
Missouri				
Vanderbilt				
at Alabama				
at Georgia				
Kentucky				
Tennessee				
at Florida				
Texas Tech				
Miss. State				
at Texas A&M				
at Arkansas				
Florida				
at Tennessee				
Auburn				
Georgia				
at Miss. State				
LSU				
at Auburn				
SC Total	372	242	153	94
SC Average	28.6	18.6	11.8	7.2
Opp Total	290	184	84	81
Opp Average	22.3	14.2	6.5	6.2

UNIVERSITY INFORMATION

Location..... Columbia, S.C.
 Founded..... 1801
 Enrollment..... 34,099
 Nickname..... Gamecocks
 Colors Garnet (PMS 202) and Black
 National Affiliation NCAA Division I
 Conference..... Southeastern (SEC)
 Athletics Web Address www.GamecocksOnline.com
 University Web Address..... www.sc.edu
 President Dr. Harris Pastides
 NCAA Representative Dr. Valinda Littlefield
 Athletics Director..... Ray Tanner
 Basketball Administrator/Exec. Assoc. AD Jeff Crane

BASKETBALL STAFF/INFORMATION

Head Coach Frank Martin
 Alma Mater Florida International, '93
 Record At South Carolina/Seasons 105-78 (.573), 6th seasons
 Overall Record/Seasons 222-132 (.627), 11th seasons
 Assistant Coach Perry Clark (Gettysburg, '74)
 Assistant Coach Chuck Martin (Monmouth, '93)
 Assistant Coach Bruce Shingler (St. Augustine's College, '05)
 Director of Basketball Operations Andy Assaley (Cincinnati, '96)
 Strength & Conditioning Coach..... Scott Greenawalt (Muskingum College, '98)
 Athletic Trainer Mark Rodger (Buffalo, '01)
 Video Coordinator Jay Gibbons (Clayton State, '03)
 Student-Athlete Development Doug Edwards (Florida State, '07)
 Special Assistant to the Head Coach..... Jarett Gerald (South Carolina, '11)
 Director of Social Media..... Dushawn Davis (Coastal Carolina, '11)
 Administrative Assistant John Reynolds (The Citadel, '11)
 Graduate Assistant Manager..... Brian Steele (South Carolina '16)
 Student Assistant Coach TeMarcus Blanton
 Student Assistant Coach Justin McKie (South Carolina '17)
 Dir. Athl. Comm./PR - MBB Emily Miles (Ball State, '03)
 Home Arena..... Colonial Life Arena
 Capacity..... 18,000
 Arena General Manager..... Sid Kenyon
 Press Row Phone Number..... 803-777-6182

BASKETBALL HISTORY

First Year of Basketball..... 1908
 All-Time Record..... 1,402-1,227-1 (.532)
 Overall Postseason Record..... 30-20 (.600)
 NCAA Tournament Appearances..... 9 (1971, 1972, 1973, 1974, 1989, 1997, 1998, 2004, 2017)
 NCAA Tournament Record..... 8-10
 Last NCAA Tournament Appearance..... 2017, Final Four, 77-73 L to Gonzaga
 NIT Appearances 12 (1969, 1975, 1978, 1983, 1991, 1996, 2001, 2002, 2005, 2006, 2009, 2016)
 NIT Record 22-10
 Last NIT Appearance 2016, L vs. Georgia Tech, 83-66
 Conference Championships/Titles..... SoCon Regular Season (1927, 1933, 1934, 1945); SoCon Tournament Champion (1933); ACC Regular Season (1970); ...ACC Champion (1971); SEC Regular Season (1997); SEC East Division Co-Champions (2009)

TEAM INFORMATION

2016-17 Record 26-11
 Southeastern Conference Record/Finish 12-6/t-3rd
 SEC Tournament Record 0-1
 Postseason NCAA Final Four
 Letterwinners Returning/Lost..... 7/8
 Starters Returning/Lost..... 2/3
 *based on final game starters from 2016-17 season
 Newcomers 7
 Roster Breakdown 2 graduate, 0 seniors, 3 juniors,
 5 sophomores, 5 freshmen



SOUTHEASTERN CONFERENCE STANDINGS

As of Jan. 1

Team	Conference	Overall
Alabama	1-0	9-4
Arkansas	1-0	11-2
Florida	1-0	9-4
Kentucky	1-0	11-2
Ole Miss	1-0	8-5
Auburn	0-0	12-1
Mississippi State	0-0	12-1
Missouri	0-0	10-3
LSU	0-0	9-3
Georgia	0-1	9-3
South Carolina	0-1	9-4
Tennessee	0-1	9-3
Texas A&M	0-1	11-2
Vanderbilt	0-1	5-8

COACHES TELECONFERENCE

The SEC men's basketball coaches teleconference begins January 8 and runs through March 12. Media representatives wishing to participate in the teleconference should contact the SEC Communications Department for further details. Each coach will appear on the teleconference for seven minutes. All SEC basketball teleconferences can be listened to on the internet at www.secsports.com shortly after the conclusion of the teleconference.

ORDER OF APPEARANCE

(All Times Eastern)

11:00 a.m. Bryce Drew, Vanderbilt
 11:07 a.m. Mike White, Florida
11:14 a.m. Frank Martin, South Carolina
 11:21 a.m. Mark Fox, Georgia
 11:28 a.m. Will Wade, LSU
 11:35 a.m. John Calipari, Kentucky
 11:42 a.m. Rick Barnes, Tennessee
 11:49 a.m. Mike Anderson, Arkansas
 11:56 a.m. Avery Johnson, Alabama
 12:03 a.m. Bruce Pearl, Auburn
 12:10 a.m. Andy Kennedy, Ole Miss
 12:17 a.m. Ben Howland, Miss. State
 12:24 a.m. Cuonzo Martin, Missouri
 12:31 a.m. Billy Kennedy, Texas A&M

In addition, the SEC men's basketball teams who make it to postseason will be on a teleconference on Monday, March 12 beginning at 10:00 a.m. CT.

INTERVIEW POLICIES

All interview requests must be made in advance to SID Emily Miles in the South Carolina Athletics Communications and Public Relations Department. Beginning with the start of practice in October, Miles will release a weekly coach and student-athlete availability schedule to media.

Post-Game Interview Policy: After each home game, the visiting coach will address the media first, followed by South Carolina student-athletes then South Carolina head coach Frank Martin. (Depending on deadline, this may be altered on a game-by-game basis).

Road Interview Policy: Interviews with Coach Martin and Gamecock student-athletes while on the road will be scheduled according to the home post-game media procedure.

All interviews are to be coordinated through the Communications and Public Relations Department. This allows the staff to arrange the interview when it best suits the student-athlete's and the reporter's schedules. Please contact the Communications and Public Relations Department in advance to make your interview requests. Media are not permitted to contact student-athletes on their own at any time.

All interviews will take place at the designated media interview site for that day as listed in the weekly availability schedule or in the Communications and Public Relations Department.

Dormitory, apartment and cell phone numbers for student-athletes will not be provided to the media. Should you need to conduct a telephone interview with a student-athlete, a call will be placed to you from the student-athlete at a mutually agreeable time.

SOUTH CAROLINA COMMUNICATIONS & PR

EMILY MILES, PRIMARY CONTACT DIRECTOR

cell: 803-727-3284
 e-mail: efeeny@mailbox.sc.edu
 Twitter: @EmilyMiles_SID
 Website: www.GamecocksOnline.com
 Facebook: www.Facebook.com/GamecockMBB
 Twitter: @GamecockMBB
 Instagram: @GamecockMBB

CAROLINA TRENDS UNDER MARTIN

Gamecock trends under Frank Martin ...

> South Carolina is 69-40 when posting at least six made 3s in a game.

- South Carolina posted 11 3s in the season-opening win at Wofford on Nov. 10.

> South Carolina is 83-31 when scoring more points in the paint than its opponent.

- The Gamecocks out-scored Limestone 34-8 in points in the paint in the Dec. 27 win.

> South Carolina is 86-37 when holding its opponents to under 45 percent from the field.

- South Carolina held Wyoming to just 33.9% (19-56) from the field on Dec. 6.

> South Carolina is 84-30 when out-rebounding its opponent.

- South Carolina out-rebounded UTEP by nine, 36-27, in the win on Nov. 17.

CLEMSON GAME NOTES

> Junior forward Chris Silva led South Carolina in scoring with 12 points in Tuesday's matchup at Clemson. It marked his ninth double-figure scoring game of the season and the sixth time he has led or shared the team lead in scoring.

> Graduate transfer guard Wesley Myers tallied 10 points vs. the Tigers. He connected on 4-of-7 attempts from the floor. It marked his second double-figure scoring performance of the season and the 25th of his career. > Silva pulled down a game-high nine rebounds vs. Clemson, marking the ninth time this season he has led or shared the team lead in the category.

LIMESTONE GAME NOTES

> The Gamecocks improved to 9-0 in the 2017-18 season when scoring 70-plus points.

> Frank Booker tied a career-high with five 3-pointers. The graduate transfer has made three or more triples in eight of the team's 12 games. Carolina is 8-1 when he hits multiple 3s.

> True freshman David Beatty scored a career-high 16 points in 22 minutes off the bench. He went 6-for-11 from the field and also had three assists.

> Maik Kotsar had 13 points, marking his first game in double-figures since scoring 12 against Temple on Nov. 30 at Madison Square Garden.

> Graduate transfer Wesley Myers had a career-high six assists.

> Gamecock head coach Frank Martin announced prior to the game that redshirt junior guard Kory Holden is out indefinitely due to a left hamstring strain. He suffered the injury Dec. 19 in the second half at Clemson.

OLE MISS GAME NOTES

> Junior guard Hassani Gravett was unavailable for the game due to a right ankle sprain.

> Today's contest marked junior forward Chris Silva's seventh game this season with at least eight free throw attempts, and his fifth game with double-digit free throw attempts. Silva entered the game ranked 42nd nationally in free throw attempts on the season.

> Silva finished with 21 points and 13 rebounds, which matched a career-high previously set against Gonzaga in last year's Final Four. It's his fourth double-double of the season and ninth of his career.

> Graduate transfer guard Frank Booker connected on six 3s (career-high) in tonight's game. It marked the ninth game this season the Augusta, Ga., native has connected on at least three 3s in a contest. His 21 points vs. the Rebels mark Booker's ninth double-figure scoring game of the season and the 21st of his career.

> Fellow graduate transfer guard Wesley Myers had five assists in his first start in Garnet and Black this evening.

He's had 11 assists the past two games for the Gamecocks.

SILVA NAMED TO SEC COACHES PRESEASON ALL-SEC SECOND TEAM

> Junior forward Chris Silva was named to the SEC Coaches Preseason All-SEC Second Team, the conference office announced on Nov. 10 ahead of the official start of the 2017-18 campaign. Silva is Carolina's top returning scorer (10.2), rebounder (6.1) and shot blocker (1.4) and a veteran leader of this year's squad. Silva posted 21 double-figure scoring games last season with five double-doubles, including in South Carolina's Final Four matchup versus Gonzaga when he scored 13 points and pulled down a career-high 13 rebounds. In league play in 2017, Silva averaged 10.6 points and 5.0 rebounds per outing, while hitting 54.7 percent from the field.

FUN FACT

> Did you know? Gamecock players combine to speak nine different languages, below is a breakdown:

Famouke Doumbia: English, French, Bambara, Malinké

Silva: English, French, Portuguese

Kotsar: English, Estonian

Gueye: English, Wolof, French

Booker: English, Icelandic

Haase: English, Spanish

LAST SEASON VS. MISSOURI

GAME 21 - 23/24 CAROLINA 63 - MIZZOU 53 JAN. 28, 2017/MIZZOU ARENA/COLUMBIA, MO.

COLUMBIA, Mo. - No. 23/24 South Carolina (17-4, 7-1 SEC) picked up its third road win in SEC play after downing Missouri (5-15, 0-8 SEC), 63-53, Saturday night. The Gamecocks are now tied atop the conference standings with No. 4 Kentucky (17-4, 7-1 SEC). Senior Sindarius Thornwell recorded his ninth career double-double with 16 points and 11 rebounds to lead the team. The 11 rebounds matched a career-high.

Carolina fell behind 7-0 after starting 0-for-5 from the field. The Gamecocks clacked back into the game with a 10-2 run, capped by a corner 3 by senior Justin McKie with 11:33 remaining in the first half. The long-ball just after the second media timeout gave Carolina its first lead of the game, 10-9.

The teams exchanged hoops the next several minutes, as the physical game remained tight with the score knotted up 19-19 at the final media timeout of the first half with 3:15 to go.

After trailing 22-21 with 1:11 to go, the Gamecocks ended the first half on a 5-0 run. Freshman Rakym Felder hit his third 3-pointer of the half to put Carolina ahead 24-22 with 51 seconds on the clock.

On the opening half's final possession, TeMarcus Blanton missed a decent look from behind the arc. Freshman Hassani Gravett was able to corral the offensive board and hit a fade away jumper from the left baseline with three seconds left to give the Gamecocks some momentum heading into the locker room, up 26-22 at the break.

Both teams were unable to find their stroke offensively in the first half. South Carolina was 10-for-27 (37 percent) from the field and the Tigers were 7-for-21 (33 percent) from the floor. There was 20 combined turnovers, as each team had 10. The Gamecocks made five 3s and outscored Missouri's bench 19-0. Felder led all scorers at the break with 12 (4-for-7), marking his sixth time this season in double-figures.

Just before the first media timeout of the second half, Thornwell found fellow senior Duane Notice spotting up behind the arc in transition. Notice knocked down the shot to put Carolina up by seven, 31-24, with 15:38 to go. Thornwell then scored five-straight to put the Gamecocks ahead by double-digits for the first time, 38-28, with 12:56 to play.

Back-to-back 3s for South Carolina by Notice and sophomore PJ Dozier gave the Gamecocks their biggest lead of the game, 46-33, with 10:10 remaining. The lead remained 13, 48-35, at the under eight media timeout with 7:49 to go.

The Tigers cut the lead to seven, but Notice knocked down his third 3 of the game to put the lead back to 10. Missouri answered on the other end with a bucket to make it 56-48 at the final media timeout with 3:18 to go. The Tigers would come within seven once more down the stretch as Carolina held on for the 63-53 victory.

Thornwell was perfect from the free throw line for the second-straight game, as he finished 7-for-7. The team shot 14-for-19 (74 percent) at the charity stripe overall Saturday night. Felder was the only other Gamecock to join Thornwell in double-figures with 13.

GAME 21

Official Basketball Box Score - Game Totals - Final Statistics
South Carolina vs Mizzou
1-28-17 7:31 PM at Columbia, Mo. (Mizzou Arena)

South Carolina 63 • 17-4, 7-1

#	Player	Total		3-Ptr		Rebounds		PF	TP	A	T	Blk	Stl	Min	
		FG	FGA	FG	FGA	FT	FTA								Off
21	KOTSAR, Maik	r	1-5	0-0	0-0	2	4	6	2	2	2	1	0	1	32
30	SILVA, Chris	r	3-4	0-0	3-4	3	3	6	4	7	0	1	0	0	16
00	THORNWELL, Sindarius	g	4-15	1-7	7-7	2	9	11	2	16	2	2	1	2	30
10	NOTICE, Duane	g	3-6	3-6	0-0	0	2	2	2	9	0	3	1	0	29
15	DOZIER, PJ	g	3-13	1-4	0-2	2	3	5	3	7	0	3	1	0	23
02	GRAVETT, Hassani	r	1-3	0-1	2-2	1	0	1	2	4	0	1	0	1	9
04	FELDER, Rakym	r	4-7	3-4	2-4	0	0	0	0	13	2	1	0	0	19
05	BLANTON, TeMarcus	r	1-3	0-2	0-0	0	2	2	2	1	1	0	1	0	18
12	GUEYE, Khadim	g	0-0	0-0	0-0	0	0	0	1	0	0	0	1	0	7
20	MCKIE, Justin	r	1-1	1-1	0-0	0	3	3	1	3	2	1	0	1	17
	Team					1	6	7							
	Totals		20-57	9-25	14-19	11	32	43	19	63	9	14	4	6	200

FG % 1st Half: 10-27 37.0% 2nd half: 10-30 33.3% Game: 20-57 35.1% Deadball Rebounds 2
3FG % 1st Half: 5-15 33.3% 2nd half: 4-10 40.0% Game: 9-25 36.0%
FT % 1st Half: 1-2 50.0% 2nd half: 13-17 76.5% Game: 14-19 73.7%

Mizzou 53 • 5-15, 0-8

#	Player	Total		3-Ptr		Rebounds		PF	TP	A	T	Blk	Stl	Min	
		FG	FGA	FG	FGA	FT	FTA								Off
21	BARNETT	r	1-7	0-2	0-0	1	4	5	4	2	0	1	0	0	21
24	PURYEAR	r	3-9	0-2	1-1	2	6	8	3	7	0	3	0	0	35
25	WOODS	r	7-9	0-0	4-7	3	5	8	3	18	0	1	0	0	37
11	WALTON	g	3-8	0-0	6-8	2	4	2	12	1	2	0	1	0	30
15	GEIST	g	3-11	0-4	0-0	0	4	4	1	6	2	4	0	1	29
01	PHILLIPS	g	2-7	0-4	1-1	0	2	2	5	5	3	2	0	0	22
04	KEMP	g	0-0	0-0	0-0	0	0	0	0	0	0	0	0	0	0+
14	NIKKO	g	0-0	0-0	0-0	0	0	0	1	0	0	0	0	0	1
33	VANLEER	g	1-5	1-5	0-0	0	3	3	2	3	2	1	0	0	25
	Team					1	3	4							
	Totals		20-56	1-17	12-17	9	29	38	21	53	8	15	0	2	200

FG % 1st Half: 7-21 33.3% 2nd half: 13-35 37.1% Game: 20-56 35.7% Deadball Rebounds 0
3FG % 1st Half: 0-6 0.0% 2nd half: 1-11 9.1% Game: 1-17 5.9%
FT % 1st Half: 8-11 72.7% 2nd half: 4-6 66.7% Game: 12-17 70.6%

Officials: Jeffrey Clark, Chuck Jones, Terry Oglesby
Technical fouls: South Carolina-None. Mizzou-None.
Attendance: 10190
Estimated Actual: 6891

Score by periods	1st	2nd	Total	In	Off	2nd	Fast	Points	Paint	T/O	Chance	Break	Bench
South Carolina	26	37	63										
Mizzou	22	31	53										

Last FG - SC 2nd-01:54, MU-M 2nd-00:50.
Largest lead - SC by 13 2nd-10:10, MU-M by 7 1st-15:19.
SC led for 25:45, MU-M led for 08:49, Game was tied for 05:26.
Score tied - 3 times.
Lead changed - 5 times.

2017-18 SOUTH CAROLINA MEN'S BASKETBALL ROSTER

ROSTER BREAKDOWN

Returning Starters (2)

Maik Kotsar
Chris Silva
**based on final game of 2016-17 season*

Returning Letterwinners (7)

Tommy Corchiani
Hassani Gravett
Khadim Gueye
Evan Hinson
Maik Kotsar
Christian Schmitt
Chris Silva

Guards (8)

David Beatty
Frank Booker
Tommy Corchiani
Hassani Gravett
Evan Hinson
Kory Holden
Wesley Myers
Christian Schmitt

Forwards (7)

Jason Cudd
Ibrahim Famouke Doumbia
Khadim Gueye
Felipe Haase
Maik Kotsar
Justin Minaya
Chris Silva

By Height

Christian Schmitt (5-11)
Kory Holden (6-1)
Wesley Myers (6-1)
David Beatty (6-2)
Hassani Gravett (6-2)
Frank Booker (6-3)
Tommy Corchiani (6-3)
Evan Hinson (6-4)
Justin Minaya (6-5)
Ibrahim Famouke Doumbia (6-6)
Felipe Haase (6-9)
Chris Silva (6-9)
Maik Kotsar (6-10)
Khadim Gueye (7-0)
Jason Cudd (7-1)

Alphabetical Roster

No.	Name	Pos.	Ht.	Wt.	Cl.	Exp.	Hometown/High/Last School
0	David Beatty	G	6-2	205	FR	HS	Philadelphia, Pa./Imhotep Institute Charter High School
5	Frank Booker	G	6-3	208	GR	3VL/TR	Augusta, Ga./Westside/Oklahoma/FAU
20	Tommy Corchiani	G	6-3	180	SO	1VL	Raleigh, N.C./Ravenscroft High School
33	Jason Cudd	F	7-1	255	FR	HS	Myrtle Beach, S.C./Socastee
14	Ibrahim Famouke Doumbia	F	6-6	205	FR	HS	Bamako, Mali/Miami Country Day School
2	Hassani Gravett	G	6-2	187	R-JR	1VL/TR	Villa Rica, Ga./Alexander/Pensacola State College
12	Khadim Gueye	F	7-0	248	SO	1VL	Dakar, Senegal/Victory Rock Prep (Bradenton, Fla.)
13	Felipe Haase	F	6-9	249	FR	HS	Osorno, Chile/Miami (Fla.) Christian School
23	Evan Hinson	G	6-4	240	SO	1VL	Deltona, Fla./Deltona
1	Kory Holden	G	6-1	197	R-JR	2VL/TR	Salisbury, Md./J.M. Bennett/Delaware
21	Maik Kotsar	F	6-10	260	SO	1VL	Tallinn, Estonia/Sunrise Christian Academy (Wichita, Kan.)
10	Justin Minaya	F	6-5	210	FR	HS	Harrington Park, N.J./Northern Valley at Old Tappan
15	Wesley Myers	G	6-1	193	GR	3VL/TR	Brooklyn, N.Y./Boys and Girls High School/Niagara/Maine
25	Christian Schmitt	G	5-11	180	SO	1VL	Mars, Pa./Mars Area
30	Chris Silva	F	6-9	223	JR	2VL	Libreville, Gabon/Roselle (N.J.) Catholic

Numerical Roster

No.	Name	Pos.	Ht.	Wt.	Cl.	Exp.	Hometown/High/Last School
0	David Beatty	G	6-2	205	FR	HS	Philadelphia, Pa./Imhotep Institute Charter High School
1	Kory Holden	G	6-1	197	R-JR	2VL/TR	Salisbury, Md./J.M. Bennett/Delaware
2	Hassani Gravett	G	6-2	187	R-JR	1VL/TR	Villa Rica, Ga./Alexander/Pensacola State College
5	Frank Booker	G	6-3	208	GR	3VL/TR	Augusta, Ga./Westside/Oklahoma/FAU
10	Justin Minaya	F	6-5	210	FR	HS	Harrington Park, N.J./Northern Valley at Old Tappan
12	Khadim Gueye	F	7-0	248	SO	1VL	Dakar, Senegal/Victory Rock Prep (Bradenton, Fla.)
13	Felipe Haase	F	6-9	249	FR	HS	Osorno, Chile/Miami (Fla.) Christian School
14	Ibrahim Famouke Doumbia	F	6-6	205	FR	HS	Bamako, Mali/Miami Country Day School
15	Wesley Myers	G	6-1	193	GR	3VL/TR	Brooklyn, N.Y./Boys and Girls High School/Niagara/Maine
20	Tommy Corchiani	G	6-3	180	SO	1VL	Raleigh, N.C./Ravenscroft High School
21	Maik Kotsar	F	6-10	260	SO	1VL	Tallinn, Estonia/Sunrise Christian Academy (Wichita, Kan.)
23	Evan Hinson	G	6-4	240	SO	1VL	Deltona, Fla./Deltona
25	Christian Schmitt	G	5-11	180	SO	1VL	Mars, Pa./Mars Area
30	Chris Silva	F	6-9	223	JR	2VL	Libreville, Gabon/Roselle (N.J.) Catholic
33	Jason Cudd	F	7-1	255	FR	HS	Myrtle Beach, S.C./Socastee

Head Coach: Frank Martin (Florida International, '93)

Assistant Coach: Perry Clark (Gettysburg, '74)

Assistant Coach: Chuck Martin (Monmouth, '93)

Assistant Coach: Bruce Shingler (St. Augustine's College, '05)

Director of Basketball Operations: Andy Assaley (Cincinnati, '96)

Strength & Conditioning Coach: Scott Greenawalt (Muskingum College, '98)

Athletic Trainer: Mark Rodger (Buffalo, '01)

Video Coordinator: Jay Gibbons (Clayton State, '03)

Student-Athlete Development: Doug Edwards (Florida State, '07)

Special Assistant to the Head Coach: Jarett Gerald (South Carolina, '11)

Director of Social Media: Dushawn Davis (Coastal Carolina, '11)

Administrative Assistant: John Reynolds (The Citadel, '11)

Graduate Student Manager: Brian Steele (South Carolina, '16)

Student Assistant Coach: TeMarcus Blanton

Student Assistant Coach: Justin McKie (South Carolina, '17)

Director of Athletics Communications and Public Relations: Emily Miles (Ball State, '03)

TOP RETURNING ...

Scorer.....Silva, 10.2 ppg
RebounderSilva, 6.1 rpg
Assist Maker..... Gravett, 1.4 apg
FG Shooter *.....Silva, 52.4% (122-233)
3-Point FG Shooter \$..... Gravett 21.7% (15-69)
FT Shooter \$.....Silva, 74.9% (134-179)
Shot Blocker.....Silva, 1.4 bpg
Steal Maker Kotsar, 0.7 spg

PRONUNCIATION GUIDE

HA-deem Gaye
Mike Coat-sar
Fa-leep-ay Haas-ay
E-BRAH-heem Fa-MOO-kay DOOM-bia



HEAD COACH FRANK MARTIN

HEAD COACH | 11TH SEASON OVERALL | 222-132 (.627) | SIXTH SEASON AT SOUTH CAROLINA | 105-78 (.573)

THE MARTIN FILE

COACHING

Experience

33rd year

College Experience

18th season

College Head Coach Experience

11th season

Hire Date At Carolina

March 27, 2012

PERSONAL

Hometown

Miami, Fla.

Alma Mater

Florida International, 1993 (B.A. Physical Ed.)

Family

Wife, Anya

Children, Brandon, Amalia and Christian

COACHING RESUME

High School

Miami Senior High, 1985-93

Varsity Boys' Assistant Coach

Junior Varsity Boys' Head Coach

North Miami High, Head Coach, 1993-95

Miami Senior High, Head Coach, 1995-98

B.T. Washington High, Head Coach, 1999-2000

College Assistant Coach

Northeastern, 2000-04

Cincinnati, 2004-06

Kansas State, 2006-07

College Head Coach

Kansas State, 2007-12

South Carolina, 2012-present

Frank Martin was named the head men's basketball coach at the University of South Carolina on March 27, 2012, becoming the 32nd head coach in the history of the South Carolina program, which enters its 110th season as a varsity sport in 2017-18. Martin owns a 213-128 (.624) overall record as a head coach, entering his 11th season overall, and a 96-74 (.564) record entering his sixth season at South Carolina. Martin was named the 2017 Jim Phelan National Coach of the Year after leading the Gamecocks to the best season in school history during the 2016-17 campaign, as the squad advanced to the program's first Final Four and recorded a school record 26 wins.

Since his appointment as head coach in Columbia, Martin, 51, and his wife Anya, have become fixtures in the community. He has spoken at numerous events, including Gamecock Club chapter events, numerous community council and rotary club events, coaching clinics, the Fathers and Families Decades of Dads event and the Heroes in Blue Knight of Honor Gala, among others. Martin has also been honored with several community awards, including being named a 2016 Fatherhood Champion at the Palmetto State Fatherhood Awards Breakfast and Fundraiser.

The Martin's have hosted the "B-Ball of the South," an event in conjunction with the National Association of Basketball Coaches (NABC), and the American Cancer Society, benefitting "Coaches vs. Cancer," during their time at Carolina. The first "B-Ball of the South," held in May 2013, raised \$140,000 from charitable donations and a live auction to benefit the "Coaches vs. Cancer" initiative. Year two saw continued success, as the Kentucky Derby themed event raised \$129,470 and year three saw the event raise \$145,735. For his outstanding efforts for the "Coaches vs. Cancer" initiative, Martin was honored with the 2016 Champion Award from the organization at the 2016 Final Four in Houston.

The 2016-17 campaign would go on to be the best season in school history, as the Gamecocks set a school record with 26

wins, advanced to the NCAA Tournament for the first time since 2004, posted the first program win in the NCAA Tournament since 1973, and advanced to the school's first-ever Final Four, falling by just four points, 77-73, to Gonzaga in the national semifinals in Phoenix. South Carolina captured back-to-back 20-win seasons for the first time since a string of three-straight 20-win campaigns from 2003-2006, and the Gamecocks posted double-digit league victories for just the fifth time since joining the SEC in 1992.

South Carolina was ranked in the AP poll for nine weeks and in the coaches poll for 10 weeks during the regular season, and the Gamecocks were ranked No. 6 in the final USA Today Coaches Poll following the Final Four run. Carolina rose to as high as 16th in the AP Poll, which was its highest rank since the Gamecocks were ranked 14th in the final poll of the 1997-98 season.

After the magical season, it would be announced that school records for total attendance and average attendance were set at Colonial Life Arena during the 2016-17 season. Nationally, the Gamecocks ranked 15th in total attendance, as 241,126 fans saw Carolina in action at home during the season, an average of 13,396 fans per game, which ranked 21st nationally.

Prior to his appointment in Columbia, Martin spent the previous five seasons as the head coach at Kansas State University, leading the Wildcats to the NCAA Tournament four times, including a trip to the Elite Eight, during the 2009-10 campaign when the squad won a school record 29 contests. Martin's Wildcats won at least 21 games in each of his five seasons at the helm, as the program compiled a record of 117-54 (.684) under his direction.

A native of Miami, Fla., Martin earned his bachelor's degree in physical education from Florida International in 1993. He and his wife, Anya, have three children, Brandon, Amalia and Christian.

MARTIN'S CAREER RECORD, YEAR-BY-YEAR

YEAR	RECORD	CONFERENCE (FINISH)	POSTSEASON
2007-08	21-12	10-6 (3rd)	1-1; NCAA Tournament 2nd Round
2008-09	22-12	9-7 (t4th)	1-1; NIT
2009-10	29-8	11-5 (t2nd)	3-1; NCAA Tournament Elite Eight
2010-11	23-11	10-6 (t3rd)	1-1; NCAA Tournament Third Round
2011-12	22-11	10-8 (5th)	1-1; NCAA Tournament Third Round
2012-13	14-18	4-14 (t12th)	-
2013-14	14-20	5-13 (13th)	-
2014-15	17-16	6-12 (t11th)	-
2015-16	25-9	11-7 (t3rd)	1-1; NIT
2016-17	26-11	12-6 (t3rd)	4-1; NCAA Final Four
2017-18	9-4	-	-
Totals	222-132 (.627)	88-84 (.511)	12-7 (.631)/5 NCAA/2 NIT

GAMECOCK SUPERLATIVES

GAMECOCKS' RECORD WHEN ...

At home	5-0
On the road	2-2
At neutral sites	2-2
In overtime	0-0
vs. Top 25 team	0-0
vs. Top 10 team	0-0
vs. Top 3 team	0-0
Leading at half	7-0
Trailing at half	1-4
Tied at half	1-0
Shooting 50% or better	2-0
Shooting between 39-49%	6-0
Shooting less than 39%	1-4
Opp. shooting 50% or better	0-0
Opp. shooting between 39-49%	5-3
Opp. shooting less than 39%	4-1
Shooting better than opp.	7-0
Shooting worse than/equal to opp.	2-4
Starters out-score opp. starters	8-2
Opp. starters score/equal more	1-2
Bench out-scores opp. bench	6-1
Opp. bench scores/equals more	3-3
Having more FTs than opp.	6-0
Having equal/less FTs than opp.	3-4
Have more TOs than opp.	3-2
Having equal/less TOs than opp.	6-2
Having more rebounds than opp.	8-2
Having equal/less rebounds than opp.	1-2
Making 6 or more 3FGs	8-3
Having 15 or more assists	3-1
Score more points in paint than opp.	8-2
Scoring equal/less points in paint than opp.	1-2
Scoring more points off TOs than opp.	7-2
Scoring equal/less points off TOs than opp.	2-2
Scoring more 2nd-chance points than opp.	8-3
Scoring equal/less 2nd-chance points than opp.	1-1
Scoring more fast break points than opp.	5-1
Scoring equal/less fast break points than opp.	4-3
Wearing white uniforms	4-1
Wearing Garnet uniforms	1-1
Wearing Black uniforms	4-2
Playing on live TV/live broadcast	9-4
Playing in November	5-2
Playing in December	4-2
Playing in January	0-0
Playing in February	0-0
Playing in March	0-0
Playing a day-game	5-1
Playing a night-game	4-3
Playing on Sunday	1-1
Playing on a Monday	1-0
Playing on a Tuesday	0-1
Playing on a Wednesday	2-0
Playing on a Thursday	0-2
Playing on a Friday	2-0
Playing on a Saturday	2-0
Scoring margin is 5 points or less	1-2
Margin is between 6-10	1-0
Margin is between 11-20	4-2
Margin is more than 20	3-0
Scoring 59 points or less	0-1
Scoring 60-69 points	0-3
Scoring 70-79 points	6-0
Scoring 80-89 points	3-0
Scoring 90-99 points	0-0
Scoring 100+ points	0-0

MISCELLANEOUS

Current streak	L1
Home court streak	W5
Away streak	L2
Neutral court streak	L1

(tied for team lead also included)

Scoring Leaders	'17-18	Career
Chris Silva	7	8
Frank Booker	4	4*
Hassani Grtavett	2	2
Maik Kotsar	1	2
Wes Myers	1	1*
David Beatty	1	1
Justin Minaya	1	1

Rebounding Leaders	'17-18	Career
Chris Silva	10	32
Felipe Haase	4	4
Hassani Gravett	3	3
Wes Myers	1	1*

Assists Leaders	'17-18	Career
Hassani Gravett	7	12
Wes Myers	4	4*
Maik Kotsar	2	4
Felipe Haase	2	2
David Beatty	1	1
Justin Minaya	1	1
Kory Holden	1	1*

Blocks Leaders	'17-18	Career
Chris Silva	9	36
Maik Kotsar	4	10
Frank Booker	2	2*
Justin Minaya	2	2
Felipe Haase	1	1
Hassani Gravett	1	1

Steals Leaders	'17-18	Career
Maik Kotsar	7	10
Frank Booker	4	4*
Chris Silva	2	8
Justin Minaya	2	2
Felipe Haase	2	2
Hassani Gravett	1	2
David Beatty	2	2
Kory Holden	1	1*
Khadim Gueye	1	1

Double-Figure Scoring	'17-18	Career
Chris Silva	10	38
Frank Booker	9	21
Justin Minaya	6	6
Maik Kotsar	5	15
Felipe Haase	4	4
Hassani Gravett	3	6
Wesley Myers	2	25
David Beatty	2	2
Kory Holden	1	44
Wes Myers	1	1*

20+ points	'17-18	Career
Chris Silva	2	2
Frank Booker	1	2

30+ points	'17-18	Career
-	-	-

Double-Figure Rebounding	'17-18	Career
Chris Silva	5	12
Felipe Haase	1	1

5+ assists	'17-18	Career
Hassani Gravett	4	6
Wes Myers	2	3
Maik Kotsar	1	1

3+ steals	'17-18	Career
Maik Kotsar	2	4
Frank Booker	2	3
Hassani Gravett	1	1

2+ blocks	'17-18	Career
Chris Silva	7	33
Maik Kotsar	2	7

Double-Doubles	'17-18	Career
Chris Silva	4	9
Felipe Haase	1	1

* indicates at South Carolina

Dunks	'17-18	Career
Chris Silva	12	55
Maik Kotsar	2	4
Evan Hinson	1	1
David Beatty	1	1

Miscellaneous

Largest Halftime Lead	
SC	26, vs. UTEP (Nov. 17, 2017)
Opp	11, Temple (Nov. 30, 2017)
Smallest Halftime Lead	
SC	1, vs. Western Michigan (Nov. 19, 2017)
Opp	1, twice, last at Ole Miss (Dec. 31, 2017)
Fewest Points In First Half	
SC	23, vs. Illinois State (Nov. 16, 2017)
Opp	24, last, vs. UTEP (Nov. 17, 2017)
Most Points In First Half	
SC	50, vs. UTEP (Nov. 17, 2017)
Opp	47, Coastal Carolina (Dec. 9, 2017)
Fewest Points In Second Half	
SC	22, vs. Clemson (Dec. 19, 2017)
Opp	20, Limestone (Dec. 27, 2017)
Most Points In Second Half	
SC	45, vs. Wyoming (Dec. 6, 2017)
Opp	43, at Ole Miss (Dec. 31, 2017)
Most Points in Overtime	
SC	-
Opp	-
Largest Margin of Victory	
SC	29, vs. Limestone (Dec. 27, 2017)
Opp	16, 2x, last vs. Clemson (Dec. 19, 2017)
Smallest Margin of Victory	
SC	2, vs. Coastal Carolina (Dec. 9, 2017)
Opp	4, Illinois State (Nov. 16, 2017)

2017-18 GAME-BY-GAME

	Date	Result	FG-A	Pct	3FG-A	Pct	FT-A	Pct	O-D-Total	PF	Pts	A	TO	Blk	Stl	Min	Half
at Wofford			17-49	.347	6-19	.316	12-16	.750	8-20-28	16	52	7	13	0	3	200	24
South Carolina	Nov. 10, 2017	W, 73-52	25-54	.463	11-23	.478	12-16	.750	12-28-40	17	73	17	14	3	5	200	33
Western Michigan			21-58	.362	5-21	.238	13-25	.520	8-24-30	24	60	12	11	6	10	200	29
South Carolina	Nov. 13, 2017	W, 78-60	26-57	.456	9-23	.391	17-28	.607	13-33-46	18	78	12	14	3	4	200	38
Illinois State &			18-50	.360	5-16	.313	28-39	.718	5-37-42	20	69	13	14	2	8	200	32
South Carolina	Nov. 16, 2017	L, 69-65	18-61	.295	9-32	.281	20-60	.667	12-33-45	32	65	14	13	4	3	200	23
UTEP &			19-45	.422	5-13	.385	13-20	.650	6-21-27	24	56	12	23	6	8	200	24
South Carolina	Nov. 17, 2017	W, 80-56	27-58	.466	8-24	.333	18-23	.783	13-23-36	20	80	19	17	2	8	200	50
Western Michigan &			21-44	.477	8-21	.381	16-21	.762	6-24-30	24	66	9	22	1	9	200	34
South Carolina	Nov. 19, 2017	W, 79-66	26-57	.456	8-24	.333	19-30	.633	12-21-33	19	79	13	12	3	8	200	35
at FIU			22-53	.415	4-17	.235	13-21	.619	8-17-25	18	61	8	17	6	10	200	36
South Carolina	Nov. 27, 2017	W, 78-61	32-61	.525	8-22	.364	6-12	.500	13-27-40	15	78	22	19	3	8	200	38
vs. Temple #			29-60	.483	4-17	.235	14-21	.667	15-22-37	13	76	11	14	8	12	200	38
South Carolina	Nov. 30, 2017	L, 76-60	22-58	.379	6-21	.386	10-12	.833	13-20-33	14	60	9	17	4	7	200	27
UMass			27-59	.458	12-26	.462	4-5	.800	5-21-26	28	70	13	17	0	3	200	35
South Carolina	Dec. 2, 2017	W, 76-70	28-55	.509	3-15	.200	17-29	.586	8-28-36	12	76	14	15	1	11	200	34
Wyoming			19-56	.339	6-25	.240	20-26	.769	7-27-34	22	64	14	18	3	7	200	25
South Carolina	Dec. 6, 2017	W, 80-64	28-62	.452	8-23	.348	16-29	.552	10-33-43	21	80	17	17	4	7	200	25
Coastal Carolina			29-63	.460	10-24	.417	10-13	.469	13-20-33	25	78	17	15	2	8	200	47
South Carolina	Dec. 9, 2017	W, 80-78	25-55	.455	8-20	.400	22-31	.710	12-19-31	13	80	14	14	4	6	200	47
at Clemson			20-46	.435	8-20	.400	16-24	.667	9-25-34	9	64	8	15	8	9	200	31
South Carolina	Dec. 19, 2017	L, 64-48	19-54	.352	2-16	.125	8-10	.800	12-19-31	17	48	3	14	4	3	200	26
Limestone			13-52	.250	6-22	.273	13-29	.448	10-28-38	17	5	4	17	4	7	200	25
South Carolina	Dec. 27, 2017	W, 74-45	26-68	.382	8-21	.381	14-20	.700	15-37-52	21	74	14	12	4	3	200	34
at Ole Miss*			20-49	.408	8-21	.381	26-33	.788	4-26-30	23	74	15	8	7	9	200	31
South Carolina	Dec. 31, 2017	L, 74-69	22-58	.379	8-20	.400	17-26	.654	14-29-43	21	69	16	14	4	2	200	30

& - indicates Puerto Rico Tip-Off at Myrtle Beach (Myrtle Beach, S.C./HTC Center) | # - indicates Under Armour Reunion (New York City/Madison Square Garden) | * - SEC contest



SOUTH CAROLINA GAMECOCKS

OVERALL: 9-4; SEC: 0-1; HOME: 5-0; AWAY: 2-2; NEUTRAL: 2-2

DATE	OPP.	W/L	SCORE	RECORD (SEC)	POINTS	REBOUNDS	ASSISTS	BLOCKS	STEALS	ATTENDANCE
11/10/17	at Wofford	W	73-52	1-0 (0-0)	Kotsar (13)	Silva (10)	Kotsar (4)	Silva (2)	Silva (2)	3,400
11/13/17	Western Mich.	W	78-60	2-0 (0-0)	Gravett (15)	Silva (10)	Haase (3)	3 with 1	Kotsar (2)	12,136 (paid)
11/16/17	vs. Illinois St. &	L	69-65	2-1 (0-0)	3 with 10	Gravett (9)	Gravett (5)	Silva (3)	Kotsar (2)	700
11/17/17	vs. UTEP &	W	80-56	3-1 (0-0)	Silva (15)	Silva/Haase (7)	Gravett (9)	Silva (2)	Kotsar (2)	978
11/19/17	vs. West. Mich. &	W	79-66	4-1 (0-0)	Silva/Myers (14)	3 with 5	Gravett (6)	Minaya (2)	Kotsar/Booker (2)	2,119
11/27/17	at FIU	W	78-61	5-1 (0-0)	Silva (26)	Silva/Gravett (10)	Gravett (7)	3 with 1	Booker/Kotsar (3)	1,335
11/30/17	vs. Temple #	L	76-60	5-2 (0-0)	Beatty (13)	Silva (9)	3 with 2	Silva (2)	Minaya/Haase (2)	6,081
12/2/17	UMass	W	76-70	6-2 (0-0)	Minaya (17)	Haase (10)	Gravett (4)	Haase (1)	Kotsar/Gravett (3)	10,832 (paid)
12/6/17	Wyoming	W	80-64	7-2 (0-0)	Silva (19)	Silva (10)	Haase/Myers (3)	4 with 1	Booker (3)	10,205 (paid)
12/9/17	Coastal Carolina	W	80-78	8-2 (0-0)	Booker (19)	Silva (9)	Gravett (4)	Silva (3)	Silva/Booker (2)	11,734 (paid)
12/19/17	at Clemson	L	64-48	8-3 (0-0)	Silva (12)	Silva (9)	3 with 1	Kotsar (2)	3 with 1	8,031
12/27/17	Limestone	W	74-45	9-3 (0-0)	Booker (17)	Haase (8)	Myers (6)	Kotsar (2)	3 with 1	11,305 (paid)
12/31/17	at Ole Miss*	L	74-69	9-4 (0-1)	Silva/Booker (21)	Silva (13)	Myers (5)	Silva (2)	Beatty (2)	5,849

& - indicates Puerto Rico Tip-Off at Myrtle Beach (Myrtle Beach, S.C./HTC Center) | # - indicates Under Armour Reunion (New York City/Madison Square Garden) | * - indicates SEC contest

STARTING LINEUPS

OPPONENT	GUARD	GUARD	GUARD/FORWARD	FORWARD	FORWARD	RECORD
at Wofford	Gravett	Booker	Minaya	Kotsar	Silva	1-0
Western Michigan	Gravett	Booker	Minaya	Kotsar	Silva	2-0
vs. Illinois State &	Gravett	Booker	Minaya	Kotsar	Silva	2-1
vs. UTEP &	Gravett	Booker	Minaya	Kotsar	Silva	3-1
vs. Western Michigan &	Gravett	Booker	Minaya	Kotsar	Silva	4-1
at FIU	Gravett	Booker	Minaya	Kotsar	Silva	5-1
vs. Temple #	Gravett	Booker	Minaya	Kotsar	Silva	5-2
UMass	Gravett	Booker	Minaya	Kotsar	Silva	6-2
Wyoming	Gravett	Booker	Minaya	Kotsar	Silva	7-2
Coastal Carolina	Gravett	Booker	Minaya	Kotsar	Silva	8-2
at Clemson	Gravett	Booker	Minaya	Kotsar	Silva	8-3
Limestone	Gravett	Booker	Minaya	Kotsar	Silva	9-3
at Ole Miss*	Myers	Booker	Minaya	Kotsar	Silva	0-1

& - indicates Puerto Rico Tip-Off at Myrtle Beach (Myrtle Beach, S.C./HTC Center) | # - indicates Under Armour Reunion (New York City/Madison Square Garden) | * - indicates SEC contest

GAMECOCK SUPERLATIVES UNDER MARTIN

Most Field Goals Made

- 39, vs. High Point (March 15, 2016)
- 37, vs. Hofstra (Nov. 22, 2015)
- 35, vs. Marquette (March 17, 2017)
35, vs. Lander (Dec. 27, 2016)
- 34, vs. Lipscomb (Nov. 27, 2015)
34, vs. Marshall (Dec. 30, 2013)

Most Field Goals Attempted

- 88, vs. Alabama (Feb. 7, 2017)
73, vs. Georgia (March 3, 2016)
- 72, vs. Oral Roberts (Nov. 16, 2015)
- 70, vs. Texas A&M (Jan. 7, 2017)
- 71, vs. SC State (Jan. 5, 2013)

Highest Field Goal Percent

- 60.0 (39-65) vs. High Point (March 15, 2016)
- 58.7 (27-46) vs. Holy Cross (Nov. 13, 2016)
- 58.3 (28-48) vs. Saint Mary's (Dec. 22, 2013)
- 57.7 (30-52) vs. Arkansas (Jan. 26, 2013)
- 56.4 (22-39) vs. Missouri State (Nov. 24, 2012)

Most 3-Point Field Goals Made

- 15, vs. Auburn (Jan. 24, 2017)
- 13, vs. Rider (Nov. 19, 2012)
- 12, vs. Holy Cross (Nov. 13, 2016)
12, at Texas A&M (Feb. 6, 2016)
- 11, vs. Wofford (Nov. 10, 2017)
11, vs. Georgia (Feb. 4, 2017)
11, vs. Auburn (March 12, 2014)

Most 3-Point Field Goals Attempted

- 32, vs. Illinois State (Nov. 16, 2017)
31, vs. Alabama (Feb. 7, 2017)
31, vs. Mississippi State (March 13, 2013)
- 30, at Ole Miss (March 4, 2017)
30, at Alabama (Feb. 24, 2015)
- 29, vs. USC Upstate (Dec. 19, 2013)

Highest 3-Point Field Goal Percentage (min. 10 attempts)

- 73.3 (11-15) vs. Auburn (March 12, 2014)
- 58.3 (7-12) vs. Arkansas (Jan. 26, 2013)
- 57.7 (15-26) vs. Auburn (Jan. 24, 2017)
- 57.1 (12-21) at Texas A&M (Feb. 6, 2016)
57.1 (8-14) at Georgia (Jan. 22, 2014)

Most Free Throws Made

- 46, vs. Memphis (Jan. 2, 2016)
- 35, vs. Alabama (Feb. 7, 2017)
- 30, vs. Arkansas (March 13, 2014)
- 29, vs. Norfolk State (Nov. 14, 2015)
- 28, vs. Alabama (Jan. 30, 2016)
28, vs. NC A&T (Dec. 30, 2014)
28, vs. Mississippi State (March 6, 2013)
28, at LSU (Jan. 16, 2013)

Most Free Throws Attempted

- 63, vs. Memphis (Jan. 2, 2016)
- 50, vs. Alabama (Feb. 7, 2017)
46, vs. Alabama (Jan. 30, 2016)
- 42, vs. Norfolk State (Nov. 14, 2015)
- 41, vs. Mississippi State (Jan. 26, 2016)
41, vs. Arkansas (March 13, 2014)

Highest Free Throw Percentage (min. 10 attempts)

- 93.8 (15-16) vs. Holy Cross (Nov. 13, 2016)
- 93.3 (14-15) vs. Tennessee (Jan. 20, 2015)
- 92.9 (13-14) at Georgia (Feb. 17, 2015)
- 92.3 (12-13) at Tennessee (March 7, 2015)
- 86.4 (19-22) at Florida (Feb. 21, 2017)

Most Offensive Rebounds

- 26, vs. Vanderbilt (Feb. 13, 2014)
- 24, at St. John's (Nov. 29, 2012)
- 23, vs. Alabama (Feb. 7, 2017)
- 21, vs. Akron (Nov. 23, 2014)
21, at Mississippi State (March 8, 2014)
21, at Clemson (Nov. 17, 2013)

Most Defensive Rebounds

- 38, vs. Oklahoma State (Dec. 6, 2014)
38, vs. Longwood (Nov. 9, 2013)
- 37, vs. Limestone (Dec. 27, 2017)
35, vs. Memphis (Jan. 2, 2016)
- 34, vs. Vanderbilt (Jan. 9, 2016)
34, vs. Western Carolina (Nov. 30, 2015)

Most Total Rebounds

- 53, vs. Memphis (Jan. 2, 2016)
- 52, vs. Limestone (Dec. 27, 2017)
52, vs. Alabama (Feb. 7, 2017)
- 51, vs. Mississippi State (Jan. 26, 2016)
51, vs. Western Carolina (Nov. 30, 2015)

Most Personal Fouls

- 33, at Georgia (Feb. 22, 2014)
- 32, vs. Illinois State (Nov. 16, 2017)
32, vs. Marshall (Dec. 30, 2013)
- 31, at Texas A&M (Jan. 15, 2014)
- 30, at Memphis (Dec. 30, 2016)
30, at Auburn (Feb. 26, 2014)

Most Points

- 98, vs. Auburn (Jan. 24, 2017)
- 94, vs. LSU (Feb. 10, 2016)
94, vs. Hofstra (Nov. 22, 2015)
- 93, vs. Marquette (March 17, 2017)
- 92, vs. SC State (Nov. 18, 2016)
92, vs. Lipscomb (Nov. 27, 2015)
92, vs. Marshall (Dec. 30, 2013)

Fewest Points

- 36, at Florida (Jan. 30, 2012)
- 43, at Kentucky (Feb. 14, 2015)
43, vs. Kentucky (Jan. 24, 2015)
- 44, vs. Tennessee (March 14, 2014)
- 46, vs. Florida (March 4, 2014)
46, vs. LSU (Feb. 14, 2013)

Most Assists

- 25, vs. High Point (March 15, 2016)
- 24, vs. Lipscomb (Nov. 27, 2015)
- 23, vs. Auburn (Jan. 24, 2017)
- 22, at FIU (Nov. 27, 2017)
22, at Texas A&M (Feb. 6, 2015)
22, vs. Rider (Nov. 19, 2012)

Fewest Turnovers

- 5, vs. Gonzaga (April 1, 2017)
6, vs. Texas A&M (Jan. 7, 2017)
6, vs. Kentucky (March 1, 2014)
- 7, at USF (Dec. 17, 2016)
- 7, vs. Mississippi State (Feb. 28, 2015)
7, at Georgia (Feb. 17, 2015)
7, vs. Georgia (Feb. 22, 2014)
7, vs. Akron (Dec. 28, 2013)
7, at Kentucky (Feb. 5, 2013)
7, vs. Vanderbilt (Jan. 19, 2013)

Most Blocks

- 10, vs. Lander (Dec. 27, 2016)
10, vs. High Point (March 15, 2016)
10 vs. UNC Asheville (Nov. 26, 2014)
- 9, vs. SC State (Nov. 18, 2016)
9, at Georgia (Feb. 2, 2016)
9, vs. Drexel (Dec. 15, 2015)
9, vs. Coker (Dec. 21, 2014)

Most Steals

- 13, vs. FIU (Dec. 4, 2016)
13, vs. Francis Marion (Dec. 30, 2015)
13, at Marshall (Dec. 1, 2014)
- 12, at Tennessee (Jan. 11, 2017)
12, vs. Syracuse (Nov. 26, 2016)
12, vs. USF (Dec. 5, 2015)
12, vs. Lipscomb (Nov. 27, 2015)
12, vs. Ole Miss (March 12, 2015)
12, vs. UNC Asheville (Nov. 26, 2014)

Most Points By Opponent

- 97, at Georgia (Jan. 22, 2014)
- 90, vs. Alabama (Feb. 7, 2017)
90, vs. Missouri (Feb. 28, 2013)
- 89, vs. Kentucky (Feb. 13, 2016)
89, at St. John's (Nov. 29, 2012)

Fewest Point By Opponent

- 44, vs. Longwood (Nov. 9, 2013)
- 45, vs. Limestone (Dec. 27, 2017)
45, vs. Akron (Dec. 28, 2013)
45, vs. Cornell (Nov. 20, 2014)
45, vs. Clemson (Dec. 19, 2014)

Most Field Goals Made By Opponent

- 33, at St. John's (Nov. 29, 2012)
- 32, vs. Missouri (Feb. 28, 2013)
- 31, vs. Kentucky (Feb. 13, 2016)
- 30, vs. Arkansas (Feb. 15, 2017)
30, vs. Alabama (Feb. 7, 2017)
30, vs. Georgia Tech (March 21, 2016)
30, vs. Arkansas (March 5, 2015)

Fewest Field Goals Made By Opponent

- 10, vs. Michigan (Nov. 23, 2016)
- 11, vs. Georgia (Jan. 31, 2015)
- 13, vs. Limestone (Dec. 27, 2017)
13, vs. Akron (Dec. 28, 2013)
13, vs. Longwood (Nov. 9, 2013)

Highest Opponent Field Goal Percent

- 69.6 (32-46) vs. Missouri (Feb. 28, 2013)
- 61.4 (27-44) at Kentucky (Feb. 5, 2013)
- 58.5 (24-41) vs. Auburn (Jan. 12, 2013)
- 58.3 (28-48) at Kentucky (Jan. 21, 2017)
- 58.1 (25-43) vs. Georgia (Feb. 2, 2013)

Most Rebounds By Opponent

- 62, vs. Alabama (Feb. 7, 2017)
- 49, vs. Seton Hall (Dec. 12, 2016)
49, vs. LSU (Feb. 14, 2013)
- 47, at Georgia (Feb. 23, 2013)
- 46, five times

Fewest Rebounds By Opponent

- 16, vs. Holy Cross (Nov. 13, 2016)
- 20, vs. NC A&T (Dec. 30, 2014)
- 22, vs. Drexel (Dec. 15, 2015)
22, vs. Morgan State (Nov. 16, 2012)
- 23, vs. Hofstra (Nov. 22, 2015)
23, vs. Alabama (Jan. 13, 2015)
23, vs. Manhattan (Dec. 22, 2012)
23, vs. Rider (Nov. 19, 2012)

ON THE BENCH



> PERRY CLARK, ASSISTANT COACH

- > Fifth season on staff at South Carolina
- > Former head coach at Tulane, Miami (Fla.) and Texas A&M-Corpus Christi
- > Has over 30 years of coaching experience
- > Has coached 19 players who were drafted or have gone on to play in the NBA, including Gamecock Sindarius Thornwell



> CHUCK MARTIN, ASSISTANT COACH

- > Is in his first season on staff at Carolina after serving as an assistant for the past three seasons at Indiana
- > Has over 15 years of coaching experience at the Division I level
- > Was the head coach at Marist for five years (2008-13)
- > Played collegiately at Champlain Junior College, before finishing his career at Monmouth



> BRUCE SHINGLER, ASSISTANT COACH

- > Is in his second season on staff with the Gamecocks
- > Prior to time at Carolina, was an assistant for four seasons at Towson
- > Played collegiately at St. Augustine's College
- > Prior to time in college, coached AAU, sending over 40 of his players to Division I institutions



> ANDY ASSALEY, DIRECTOR OF OPERATIONS

- > Enters his sixth season at Carolina, and his 11th season with Martin
- > Has over 20 years of experience working in college basketball
- > A graduate of Cincinnati



> SCOTT GREENAWALT, STRENGTH AND CONDITIONING COACH

- > Enters his sixth season with the Gamecocks and his 11th with Martin
- > Has coached over 10 all-conference players, including Michael Beasley (Kansas State) and Sindarius Thornwell (Carolina)
- > Has helped train numerous professional athletes, such as Kevin Youkilis, former MLB player
- > Played football at Muskingum College in Ohio



> MARK RODGER, ATHLETIC TRAINER

- > In his 12th season with the Gamecocks
- > Native of Berlin, Germany, and a graduate of the University of Buffalo



> DOUG EDWARDS, DIRECTOR OF PLAYER DEVELOPMENT

- > Is in his sixth season on staff at Carolina
- > Former standout at Florida State, and was the 15th overall pick in the 1993 NBA Draft by the Atlanta Hawks
- > Brother, Allen, is the head coach at Wyoming



> JAY GIBBONS, VIDEO COORDINATOR

- > Enters his third season on staff with the Gamecocks
- > Prior to his time at Carolina, was an assistant coach at Savannah State
- > Played collegiately at Clayton State, where he helped his team reach two NCAA D-II Final Four's



JARETT GERALD
Special Asst. to the Head Coach



DUSHAWN DAVIS
Director of Social Media



JOHN REYNOLDS
Administrative Assistant



BRIAN STEELE
Graduate Student Manager



TEMARCUS BLANTON
Student Assistant Coach



JUSTIN MCKIE
Student Assistant Coach



EMILY MILES
Director of Communications and Public Relations

73

GAME 1 (1-0)
Spartanburg, S.C.
Jerry Richardson Indoor Stadium
Nov. 10, 2017
2017-18 Season Opener

52

SPARTANBURG, S.C. (AP) - Maik Kotsar had 13 points and Frank Booker added 12 off three 3-pointers in a 73-52 rout of Wofford - the Gamecocks' 17th straight opening-game victory Friday night.

South Carolina (1-0) spoiled the debut of Wofford's glittering Jerry Richardson Indoor Stadium, a 3,400-seat arena funded by Richardson, owner of the Carolina Panthers and a Wofford alumnus.

Wofford (0-1) kept things tight most of the first half and trailed 25-22 on Derrick Brooks' jumper with 3:15 left in the opening half. That's when the Gamecocks took control with a 20-2 run that spanned both periods. Booker and fellow first-year player Wesley Myers had 3s in the run. When Hassani Gravett closed the surge with one more 3, South Carolina led 45-24.

Freshman Felipe Haase and graduate transfer Myers added 10 points each for the Gamecocks, who returned just two starters from the team that that made it to the program's first Final Four a year ago. Chris Silva, along with Kotsar, the only starters back from the NCAA Tournament run, had nine points and a team-best 10 rebounds.

Fletcher Magee had 17 points, 15 in the opening half, to lead Wofford.

78

GAME 2 (2-0)
Columbia, S.C.
Colonial Life Arena
Nov. 13, 2017
Final Four banner unveiled pre-game

60

COLUMBIA, S.C. (AP) - South Carolina doubled down on a season opening victory, claiming a 78-60 home win Monday night over Western Michigan in its second encounter.

The Gamecocks managed to get a bit of breathing room late in the first half, opening a nine-point lead at the break. They remained on top throughout the second half, gradually increasing the lead.

The inside duo of Chris Silva and Maik Kotsar dominated action inside, allowing USC to connect on 26 of 57 field goals, while holding Western Michigan to 21 of 58.

Despite its statistical dominance, South Carolina watched a 17-point lead cut to nine with 7:50 remaining. The Gamecocks had an answer for each Western Michigan run, however.

While the inside duo was responsible for obtaining the lead, point guard Hassani Gravett hit three late 3-pointers to allow South Carolina's advantage to grow to as much as 19.

He led the Gamecocks in scoring with 15. Frank Booker followed with 14, while Silva and Kotsar each scored 10 and hauled in a combined 13 rebounds.

Western Michigan's Thomas Wilder led all scorers with 21, earning most of his points driving to the basket. Bryce Moore and Josh Davis followed with 12 and 11 points respectively.

65

GAME 3 (2-1)
Conway, S.C.
HTC Center
Nov. 16, 2017
Puerto Rico Tip-Off at Myrtle Beach

69

CONWAY, S.C. (AP) - Milik Yarbrough had 18 points, six rebounds and six assists to help Illinois State beat South Carolina 69-65 in Thursday's opening game of the relocated Puerto Rico Tip-Off.

Keyshawn Evans added 17 points for the Redbirds (1-1), who frustrated the cold-shooting Gamecocks with their active zone defense and never trailed. Illinois State shot just 36 percent, but made 28 free throws - with 14 from Yarbrough.

Illinois State led by as many as 12 points before halftime and saw the Gamecocks rally to twice tie it before holding on down the stretch. Evans hit a free throw with 4 seconds left to make it a two-possession game and seal the win.

Hassani Gravett had 10 points, nine rebounds and five assists for the Gamecocks (2-1), who shot just 30 percent.

The tournament was set for the coastal city of Fajardo, Puerto Rico, but damage from Hurricane Maria forced it to Coastal Carolina in Conway.



GAME 1

Official Basketball Box Score - Game Totals - Final Statistics
South Carolina vs Wofford
11/10/17 7:00 PM at Spartanburg, S.C.

#	Player	Total		3-Ptr		Rebounds		PF	TP	A	T	Bk	Stl	Min
		FG	FGA	FG	FGA	Off	Def							
02	GRAVETT, Hassani	2-7	1-2	0-0	0	2	2	0	5	3	0	0	0	25
05	BOOKER, Frank	4-6	3-5	1-2	0	0	0	1	12	0	0	0	1	25
10	MINAYA, Justin	2-5	1-2	1-1	2	2	4	1	6	2	2	1	0	24
21	KOTSAR, Maik	5-10	0-1	3-4	2	1	3	3	13	4	1	0	1	25
30	SILVA, Chris	2-5	0-1	5-6	3	7	10	3	9	2	5	2	2	20
00	BEATTY, David	2-6	2-4	0-0	0	0	0	2	6	2	1	0	0	19
10	HOLDEN, Kory	1-2	0-1	0-0	1	2	3	2	2	0	0	0	0	8
12	GUEYE, Khadim	0-0	0-0	0-0	2	2	4	2	0	0	2	0	0	10
13	HAASE, Felipe	4-6	2-3	0-1	1	4	5	2	10	0	0	0	0	23
14	FAMOUKE DOUMBIA, I.	0-1	0-0	0-0	2	2	0	0	0	0	0	0	0	2
15	MYERS, Wesley	3-6	2-4	2-2	0	3	3	0	10	2	2	0	1	17
20	CORCHIANI, Tommy	0-0	0-0	0-0	0	0	0	0	0	0	0	0	0	1
33	CUDD, Jason	0-0	0-0	0-0	0	0	0	0	0	0	0	0	0	1
	Team				1	4	5							
	Totals	25-54	11-23	12-16	12	28	40	17	73	17	14	3	5	200

FG % 1st Half: 11-27 40.7% 2nd half: 14-27 51.9% Game: 25-54 46.3%
3FG % 1st Half: 7-14 50.0% 2nd half: 4-9 44.4% Game: 11-23 47.8%
FT % 1st Half: 4-5 80.0% 2nd half: 8-11 72.7% Game: 12-16 75.0%

Wofford 52 • 0-1

#	Player	Total		3-Ptr		Rebounds		PF	TP	A	T	Bk	Stl	Min
		FG	FGA	FG	FGA	Off	Def							
03	Fletcher Magee	7-17	3-9	0-0	0	3	3	1	17	0	2	0	0	37
10	Nathan Hoover	2-7	1-4	4-5	0	1	1	0	9	0	0	0	0	29
31	Donovan Theme-Love	0-2	0-1	0-0	0	0	0	1	0	1	4	0	0	19
33	Cameron Jackson	3-7	0-1	3-6	3	6	9	4	9	0	2	0	1	27
50	Matthew Pegram	3-7	2-2	4-4	2	5	7	4	12	2	0	0	0	29
01	Derrick Brooks	1-3	0-1	0-0	0	1	1	4	2	0	4	0	0	19
05	Storm Murphy	1-4	0-0	1-1	0	0	0	0	3	4	0	0	0	21
12	Dishon Lowery	0-0	0-0	0-0	0	0	0	0	0	0	0	0	0	1
21	Tray Hollowell	0-2	0-1	0-0	0	0	0	1	0	0	0	0	0	8
24	Keve Aluma	0-0	0-0	0-0	0	1	1	1	0	0	1	0	0	10
	Team				3	6	6							
	Totals	17-49	6-19	12-16	8	20	28	16	52	7	13	0	3	200

FG % 1st Half: 10-28 35.7% 2nd half: 7-21 33.3% Game: 17-49 34.7%
3FG % 1st Half: 3-9 33.3% 2nd half: 3-10 30.0% Game: 6-19 31.6%
FT % 1st Half: 1-3 33.3% 2nd half: 11-13 84.6% Game: 12-16 75.0%

Officials: Karl Hess, Steven Anderson, Rusty Phillips
Technical Fouls: South Carolina-None, Wofford-None.
Attendance: 3400

Score by periods	1st	2nd	Total
South Carolina	31	40	73
Wofford	24	28	52

GAME 2

Official Basketball Box Score - Game Totals - Final Statistics
Western Michigan vs South Carolina
11/13/17 8 p.m. ET at Columbia, S.C. (Colonial Life Arena)

#	Player	Total		3-Ptr		Rebounds		PF	TP	A	T	Bk	Stl	Min
		FG	FGA	FG	FGA	Off	Def							
23	JONES, Reoole	1-11	1-6	0-0	0	1	1	2	7	4	1	2	1	22
35	JOHNSON, Brandon	1-4	0-0	0-0	1	1	2	5	2	0	0	0	0	12
50	DUGAN, Seth	3-5	0-0	0-0	1	4	5	1	6	1	3	0	0	27
00	MOORE, Bryce	2-6	2-4	4-8	0	1	1	2	10	2	3	0	3	30
10	WILDER, Thomas	8-16	1-3	6-10	0	3	3	1	23	4	0	0	6	33
01	FLOWERS, Michael	0-2	0-1	0-0	0	0	0	0	0	0	0	0	0	5
02	MCDERMID, Kyle	0-0	0-0	0-0	0	0	0	0	0	0	0	0	0	2
03	DAVIS, Josh	4-6	1-2	2-2	4	4	8	5	11	0	1	3	0	20
04	PRINZY, Jared	0-0	0-0	0-0	0	0	0	1	0	0	0	0	0	6
12	RANDALL, Jarrin	0-3	0-3	1-3	0	0	0	0	1	0	0	0	0	4
24	IKONGSHU, Adida	0-2	0-0	0-0	1	2	3	5	0	1	1	0	0	14
30	WHITENS, Jason	0-1	0-1	0-0	0	0	0	0	0	0	0	0	0	2
32	CLIFFORD, TJ	0-0	0-0	0-0	0	0	0	0	0	0	0	0	0	2
42	LAMONT, Drake	0-2	0-0	0-2	0	6	6	2	0	0	1	0	1	21
	Team				1	2	3							
	Totals	21-58	5-21	13-25	8	24	32	24	60	12	11	6	10	200

FG % 1st Half: 10-27 37.0% 2nd half: 11-31 35.5% Game: 21-58 36.2%
3FG % 1st Half: 3-12 25.0% 2nd half: 2-9 22.2% Game: 5-21 23.8%
FT % 1st Half: 6-11 54.5% 2nd half: 7-14 50.0% Game: 13-25 52.0%

South Carolina 78 • 2-0

#	Player	Total		3-Ptr		Rebounds		PF	TP	A	T	Bk	Stl	Min
		FG	FGA	FG	FGA	Off	Def							
10	MINAYA, Justin	2-8	0-4	1-3	2	3	5	3	5	2	0	0	0	22
21	KOTSAR, Maik	4-10	0-2	2-6	3	3	6	2	10	1	2	1	0	29
30	SILVA, Chris	3-5	1-1	3-4	2	8	10	3	10	1	1	1	1	21
02	GRAVETT, Hassani	4-5	3-3	4-4	0	4	4	2	15	2	2	0	0	19
05	BOOKER, Frank	5-8	3-6	1-3	0	2	2	2	14	0	1	1	0	30
00	BEATTY, David	2-7	1-2	2-2	0	0	0	1	7	2	1	0	1	21
10	HOLDEN, Kory	3-6	0-1	0-0	0	3	3	0	6	1	2	0	0	12
12	GUEYE, Khadim	0-0	0-0	0-0	0	0	0	0	0	0	0	0	0	4
13	HAASE, Felipe	1-3	1-3	4-6	2	7	9	2	7	3	2	0	0	25
14	FAMOUKE DOUMBIA, I.	0-0	0-0	0-0	0	0	0	0	0	0	0	0	0	2
15	MYERS, Wesley	2-5	0-1	0-0	0	2	2	2	4	0	1	0	0	12
25	SCHMITT, Christian	0-0	0-0	0-0	0	0	0	0	0	0	0	0	0	1
33	CUDD, Jason	0-0	0-0	0-0	0	0	0	1	0	0	1	0	0	2
	Team				4	1	5							
	Totals	26-57	9-23	17-28	13	33	46	18	78	12	14	3	4	200

FG % 1st Half: 13-30 43.3% 2nd half: 13-27 48.1% Game: 26-57 45.6%
3FG % 1st Half: 4-10 40.0% 2nd half: 5-13 38.5% Game: 9-23 39.1%
FT % 1st Half: 8-12 66.7% 2nd half: 9-16 56.3% Game: 17-28 60.7%

Officials: Chuck Jones, Terry Moore, Rob Rorke
Technical Fouls: Western Michigan-None, South Carolina-None.
Attendance: 12136
Unbracketed game of the Puerto Rico Tip-Off at Myrtle Beach

Score by periods	1st	2nd	Total
Western Michigan	29	31	60
South Carolina	38	40	78

GAME 3

Official Basketball Box Score - Game Totals - Final Statistics
Illinois State vs South Carolina
11/16/17 11:30 AM ET at HTC Center (Conway, SC)

#	Player	Total		3-Ptr		Rebounds		PF	TP	A	T	Bk	Stl	Min
		FG	FGA	FG	FGA	Off	Def							
22	Brunings, Taylor	1-3	1-3	2-2	0	0	0	5	0	0	0	0	0	19
03	Evans, Keyshawn	3-10	3-6	8-11	0	4	4	1	17	3	3	0	0	23
05	Hein, Matt	1-2	0-1	0-0	0	1	1	0	2	0	0	0	0	32
23	Tinsley, William	2-9	0-4	1-2	0	6	6	4	5	1	0	1	0	19
25	Williams, Madison	3-8	1-2	0-0	5	5	2	7	2	2	0	3		

80
56

GAME 4 (3-1)
 Conway, S.C.
 HTC Center
 Nov. 17, 2017
Puerto Rico Tip-Off at Myrtle Beach

CONWAY, S.C. (AP) - Chris Silva scored 15 points and South Carolina had a dominating first-half performance to beat UTEP 80-56 in Friday's consolation bracket of the relocated Puerto Rico Tip-Off.

The Gamecocks (3-1) struggled in Thursday's loss to Illinois State, but they were much sharper against the Miners (1-2). They built a double-digit lead in the first 6 minutes and shot 55 percent in the first half, leading 50-24 by the break and by 32 after halftime.

Matt Willms scored 18 points for UTEP, which hit shots early but undercut any momentum with a constant stream of turnovers. UTEP committed 16 turnovers in the first half, leading to 21 points for the Gamecocks, and finished with 23.

The Miners lost leading scorer and rebounder Keith Frazier to a first-half injury. He appeared to land on a close-out defender on a 3-pointer and came up grabbing his right ankle with 2:25 left.

79
66

GAME 5 (4-1)
 Conway, S.C.
 HTC Center
 Nov. 19, 2017
Martin's 100th win at Carolina

CONWAY, S.C. (AP) - South Carolina started the relocated Puerto Rico Tip-Off with a clunker. Coach Frank Martin could at least feel better about the way the Gamecocks finished it in the fifth-place game.

Wesley Myers and Chris Silva each scored 14 points, while South Carolina took control after halftime to beat Western Michigan 79-66 on Sunday.

The Gamecocks (4-1) started slow and trailed 13-2 before leading 35-34 at the break. They took over by running off 14 unanswered points during a 17-1 run while holding Western Michigan (2-3) without a basket for nearly 8 1/2 minutes.

That turned a one-point edge into a 57-40 margin on Kory Holden's 3-pointer with 10:02 left, a margin that stayed in double figures the rest of the game for Martin's 100th career win at South Carolina.

"There was a trophy for the team that won at the end, and anytime there's a trophy in place, you want to play for it," Martin said. "We're disappointed we didn't get that opportunity. But once that first game went away and that was no longer an option, then the goal is about your team to continuing to get better because you want your team playing its best in March."

The defensive performance included harassing the Broncos into 22 turnovers that led to 28 points for the Gamecocks, with a tournament-record 10 turnovers coming from Western Michigan leading scorer Thomas Wilder.

It helped that it was the second time the Gamecocks had seen Western Michigan this week. They won 78-60 at home Monday, then won in Conway after the tournament was relocated due to hurricane damage in Puerto Rico.

"I was real happy with the defensive adjustments that our guys executed today," Martin said. "We didn't get back-cut, we sat on some stuff they ran against us when they got layups, so the guys defensively were sharp on that."

Wilder scored 15 points to lead Western Michigan, while Bryce Moore tied a career-high with four 3-pointers and scored 14 points. "Good physical effort - lost the ball game in an 8-minute stretch," Broncos coach Steve Hawkins said. "That's kind of what it came down to there."

78
61

GAME 6 (5-1)
 Miami, Fla.
 Ocean Bank Convocation Center
 Nov. 27, 2017
Martin's first time coaching at his alma mater

MIAMI. (AP) - Chris Silva scored a career-high 26 points and grabbed 10 rebounds to lead South Carolina to a 78-61 win over FIU on Monday night.

Maik Kotsar scored 16 points, Justin Minaya added 13, and Frank Booker chipped in 12 for South Carolina (5-1) as head coach Frank Martin faced his alma mater for the first time on the road as a head coach. Martin is 3-0 against FIU.

FIU (2-4) was led by Eric Lockett's 21 points.

After hitting a 3 to give the Gamecocks a 38-36 lead going into the break after a wild first half, Booker picked up where he left off, hitting three 3s in the opening minutes of the second half to give South Carolina a 57-38 lead.

Booker's 3 were part of a pivotal 15-0 run that helped lift the Gamecocks to the win.

FIU cut the deficit to 10 points at 68-58 with six minutes left in the game, but were unable to get within single digits.

Both teams played an entertaining first half with each taking a turn at a big run.

South Carolina opened with a 9-0 run capped by an emphatic breakaway dunk by Silva. The Gamecocks' fast start continued, making 9 of their first 11 shots to build a 20-4 lead.

Then, the Golden Panthers went on its run erasing the 16-point deficit with a 27-3 run over the next 8:41.

Trejon Jacob sparked FIU by scoring seven straight points with a layup, a long 3, and a two-handed dunk to cut the deficit to 20-11.

FIU continued its surge and took a 23-22 lead following a 4-point play by Brian Beard Jr. with 8:04 left in the first half. Moments later, Beard Jr. drilled another 3 for a 29-23 advantage.

South Carolina trailed 31-23 before Silva ended the run with a basket.

The Gamecocks committed 12 turnovers and made 1 of 9 shots from the field during the run.

GAME 4

Official Basketball Box Score - Game Totals - Final Statistics
 South Carolina vs UTEP
 11/17/17 10:30 AM ET at HTC Center (Conway, SC)

South Carolina 80 • 3-1

#	Player	Total			3-Ptr			Rebounds			PF	TP	A	T	Blk	Stl	Min										
		FG	FGA	FT	FTA	FG	FGA	FT	FTA	Off								Def	Total								
10	MINAYA, Justin	4	7	3	5	3	4	2	1	3	1	14	3	3	0	1	28										
21	KOTSAR, Maik	6	10	1	2	1	2	1	1	2	3	14	0	0	0	2	20										
30	SILVA, Chris	3	8	1	2	8	9	3	4	7	4	15	1	4	2	1	23										
02	GRAVETT, Hassani	3	6	0	1	0	0	1	3	4	2	6	9	4	0	1	21										
05	BOOKER, Frank	2	6	1	4	2	2	2	2	2	1	7	1	4	0	0	25										
09	BEATTY, David	1	5	0	3	0	0	0	2	2	0	2	2	0	0	1	15										
01	HOLDEN, Kory	4	5	1	2	2	0	0	0	0	1	11	2	1	0	0	16										
12	GUEYE, Khadim	3	7	0	0	0	0	0	0	0	1	0	0	0	0	0	2										
13	HAASE, Felipe	0	1	0	0	0	0	0	0	0	2	7	0	0	0	0	24										
14	FAMOUKE DOUMBIA, I.	0	0	0	0	0	0	0	0	0	1	0	0	0	0	0	3										
15	MYERS, Wesley	1	2	0	1	0	0	0	3	3	1	2	1	1	0	1	14										
25	SCHMITT, Christian	0	1	0	1	0	0	0	0	0	0	0	0	0	0	0	3										
33	CUDD, Jason	0	1	0	0	2	2	1	3	3	2	0	0	0	0	0	6										
Team		2		3		3		0		0		0		0		6											
Totals		27-58		8-24		18-23		13		23		36		20		80		19		17		2		8		200	

FG % 1st Half: 17-31 54.8% 2nd Half: 10-27 37.0% Game: 27-58 46.6%
 3FG % 1st Half: 5-13 38.5% 2nd Half: 3-11 27.3% Game: 8-24 33.3%
 FT % 1st Half: 11-13 84.6% 2nd Half: 7-10 70.0% Game: 18-23 78.3%

UTEP 56 • 1-2

#	Player	Total			3-Ptr			Rebounds			PF	TP	A	T	Blk	Stl	Min										
		FG	FGA	FT	FTA	FG	FGA	FT	FTA	Off								Def	Total								
01	THOMAS, Paul	0	3	0	1	2	2	0	0	0	4	2	2	1	0	0	14										
04	WILLMS, Matt	6	10	0	0	6	9	2	4	6	3	18	1	3	1	0	32										
02	HARRIS, Omega	4	7	1	2	1	2	0	4	4	3	10	3	4	0	2	25										
03	GILYARD, Evan	8	24	1	2	2	0	0	0	1	7	2	5	0	3	22											
25	FRAZIER, Keith	3	5	1	3	0	0	1	1	1	7	2	1	0	0	14											
04	SMITH, Tirus	0	4	0	0	1	2	1	4	5	1	0	2	0	1	13											
05	WADE, Trey	3	6	1	3	0	1	1	2	3	7	1	0	4	0	23											
11	FLAGGERT, Jake	0	0	0	0	0	0	0	0	0	2	0	0	0	0	12											
13	OSBORNE, Isaiah	1	4	1	2	1	2	1	4	0	1	1	1	1	0	24											
21	MAGEE, Kobe	0	1	0	0	0	0	0	0	0	1	0	1	0	0	15											
15	TOUCHET, Trey	0	1	0	0	0	0	0	0	0	1	3	0	0	0	6											
Team		2		3		5		2		0		0		0		2											
Totals		19-45		5-13		13-20		6		21		27		24		56		12		23		6		8		200	

FG % 1st Half: 9-21 42.9% 2nd Half: 10-24 41.7% Game: 19-45 42.2%
 3FG % 1st Half: 3-8 37.5% 2nd Half: 2-5 40.0% Game: 5-13 38.5%
 FT % 1st Half: 3-5 60.0% 2nd Half: 10-15 66.7% Game: 13-20 65.0%

Officials: Kelly Self, Lee Cassell, Jose Carrion
 Technical fouls: South Carolina-None. UTEP-None.
 Attendance: 987
 Game 5 of the Puerto Rico Tip-Off at Myrtle Beach

Score by periods	1st	2nd	Total
South Carolina	50	30	80
UTEP	24	32	56

	Points	In	Off	2nd	Fast	Bench
	SC	Paint	T/O	Chance	Break	
South Carolina	38	26	14	11	30	
UTEP	20	15	4	2	22	

Last FG - SC 2nd-01:49. UTEP 2nd-00:45.
 Largest lead - SC by 32 2nd-12:54. UTEP None.
 SC led for 39:35. UTEP led for 00:00. Game was tied for 00:25.

GAME 5

Official Basketball Box Score - Game Totals - Final Statistics
 South Carolina vs Western Michigan
 11/19/17 2:00 PM ET at HTC Center (Conway, SC)

South Carolina 79 • 4-1

#	Player	Total			3-Ptr			Rebounds			PF	TP	A	T	Blk	Stl	Min										
		FG	FGA	FT	FTA	FG	FGA	FT	FTA	Off								Def	Total								
10	MINAYA, Justin	4	9	1	4	0	0	1	2	3	1	9	0	2	2	1	33										
21	KOTSAR, Maik	3	7	0	0	0	3	1	3	4	3	6	0	1	1	2	29										
30	SILVA, Chris	4	5	0	0	6	8	3	2	5	3	14	2	0	0	1	25										
02	GRAVETT, Hassani	2	8	1	4	4	8	0	5	5	1	9	6	2	0	0	27										
05	BOOKER, Frank	4	10	3	9	0	0	0	0	0	1	11	0	2	0	2	19										
00	BEATTY, David	0	1	0	1	0	0	1	0	1	2	0	1	0	0	0	5										
01	HOLDEN, Kory	1	3	1	1	3	4	1	0	1	3	6	1	0	0	0	9										
13	HAASE, Felipe	3	5	2	2	1	4	5	10	1	2	0	1	0	0	1	26										
15	MYERS, Wesley	5	9	0	1	4	5	2	14	2	2	0	1	0	1	27											
Team		4		4		0		4		0		0		0		4											
Totals		26-57		8-24		19-30		12		21		33		19		79		13		12		3		8		200	

FG % 1st Half: 14-28 50.0% 2nd Half: 12-29 41.4% Game: 26-57 45.6%
 3FG % 1st Half: 4-10 40.0% 2nd Half: 4-14 28.6% Game: 8-24 33.3%
 FT % 1st Half: 3-10 30.0% 2nd Half: 16-20 80.0% Game: 19-30 63.3%

Western Michigan 66 • 2-3

#	Player	Total			3-Ptr			Rebounds			PF	TP	A	T	Blk	Stl	Min										
		FG	FGA	FT	FTA	FG	FGA	FT	FTA	Off								Def	Total								
03	DAVIS, Josh	2	7	1	3	3	4	1	5	6	4	8	2	1	0	2	28										
35	JOHNSON, Brandon	2	5	0	1	4	5	4	4	0	2	0	0	2	0	0	28										
00	MOORE, Bryce	4	10	4	9	2	2	0	1	1	2	14	1	1	0	0	34										
10	WILDER, Thomas	5	7	0	1	5	7	1	2	3	4	15	3	1	0	3	34										
01	FLOWERS, Michael	3	6	2	3	2	2	0	0	0	2	10	2	0	0	0	16										
21	JONES, Reggie	2	4	0	0	0	2	0	2	0	5	1	3	0	1	17											
24	IKONGSHUKE, Aidia	0	0	0	0	0	0	3	3	1	0	0	0	0	0	3											
42	LAMONT, Drake	2	3	0	0	3	4	2	4	0	7	0	2	0	0	22											
Team		1		3		4		0		0		0		0		2											
Totals		21-44		8-21		16-21		6		24		30		24		66		9		22		1		9		200	

FG % 1st Half: 12-24 50.0% 2nd Half: 9-20 45.0% Game: 21-44 47.7%
 3FG % 1st Half: 3-9 33.3% 2nd Half: 5-12 41.7% Game: 8-21 38.1%
 FT % 1st Half: 7-8 87.5% 2nd Half: 9-13 69.2% Game: 16-21 76.2%

Officials: Kipp Kissingner, Jeff Malshaw, Rick O'Neill
 Technical fouls: South Carolina-None. Western Michigan-DAVIS, Josh.
 Attendance:
 Game 10 of the Puerto Rico Tip-Off at Myrtle Beach
 5th Place Game

Score by periods	1st	2nd	Total
South Carolina	35	44	79
Western Michigan	34	32	66

	Points	In	Off	2nd	Fast	Bench
	SC	Paint	T/O	Chance	Break	
South Carolina	36	28	14	11	30	
WMU	20	6	5	5	22	

Last FG - SC 2nd-03:38. WMU 2nd-00:35.
 Largest lead - SC by 18 2nd-03:38. WMU by 11

60

76

GAME 7 (5-2)
New York City
Madison Square Garden
Nov. 30, 2017
2017 Under Armour Reunion

NEW YORK (AP) - Quinton Rose scored a season-high 24 points to lead Temple to a 76-60 rout over South Carolina on Thursday night in the second game of the Under Armour Reunion at Madison Square Garden.

Damion Moore finished with 20 points and 10 rebounds, and Obi Enechionya added 15 points for Temple, which improved to 4-1 with its fourth win in its last five games.

South Carolina dropped to 5-2. The game was South Carolina's first at Madison Square Garden since Sweet 16 and Elite Eight wins over Baylor and Florida, respectively, last March.

David Beatty led the Gamecocks with 13 points. Maik Kotsar scored 12 and Justin Minaya tallied 11.

Leading 38-27 at the start of the second half, Temple outscored the Gamecocks 16-12 in the first 8:20 to extend its lead 54-39. The Owls started the second half with two Enechionya dunks and a jumper, a Moore jam and jumper, and eight points from Rose.

The lead grew to 60-41 after Moore's putback and layup on consecutive possessions. Following the layup with 9:39 left, Gamecocks coach Frank Martin called time out. It did not matter as Temple pushed its lead to 23, 66-43, after Rose's lay-in at 6:27.

GAME 7

Official Basketball Box Score - Game Totals - Final Statistics
SOUTH CAROLINA vs TEMPLE
11/30/17 8pm at Madison Square Garden, New York, NY

SOUTH CAROLINA 60		Total	3-Ptr	Rebounds			PF	TP	A	T	Bk	Stl	Min
#	Player	FG-FGA	FG-FGA	FT-FTA	Off	Def	Tot	PF	TP	A	T	Bk	Stl
10	HINES, Justin	3-7	1-3	4-4	1	6	7	0	11	0	2	0	2
21	KOTSAR, Maik	5-7	2-2	0-0	3	0	3	4	12	2	2	0	1
30	SILVA, Chris	2-10	0-1	1-2	4	5	9	3	5	1	6	2	0
02	GRAVETT, Hassani	3-6	1-3	0-0	0	3	3	1	7	1	3	1	0
05	BOOKER, Frank	1-7	0-3	2-2	0	2	2	1	4	1	0	0	1
00	BEATTY, David	6-11	1-5	0-0	0	0	0	3	13	2	1	1	23
01	HOLDEN, Kory	0-2	0-0	0-0	0	1	1	0	0	0	0	0	4
13	HAASE, Felipe	0-2	0-2	1-2	0	1	1	0	11	0	2	0	2
15	MYERS, Wesley	2-6	1-2	0-0	2	0	2	1	5	2	1	0	18
33	CUDD, Jason	0-0	0-0	2-2	0	1	1	0	2	0	0	0	1
Team				3		2							
Totals		22-58	6-21	10-12	13	20	33	14	60	9	17	4	7

FG % 1st Half: 11-26 42.3% 2nd half: 11-32 34.4% Game: 22-58 37.9%
3FG % 1st Half: 4-10 40.0% 2nd half: 1-7 14.3% Game: 6-21 28.6%
FT % 1st Half: 7-12 58.3% 2nd half: 9-10 90.0% Game: 10-12 83.3%

TEMPLE 76		Total	3-Ptr	Rebounds			PF	TP	A	T	Bk	Stl	Min
#	Player	FG-FGA	FG-FGA	FT-FTA	Off	Def	Tot	PF	TP	A	T	Bk	Stl
00	ENECHIONYA, OBI	6-8	0-1	3-3	0	5	5	2	15	3	3	6	3
01	BROWN, JOSH	3-9	1-3	0-0	0	2	2	0	7	1	0	0	2
24	AFLAKPUJ, ERNEST	0-0	0-0	0-0	1	0	1	0	4	0	1	1	0
00	ALSTON, JR, SHIZZ	2-11	1-5	0-0	0	4	4	1	5	2	3	0	3
13	ROSE, QUINTON	10-13	2-3	2-4	0	2	2	0	24	1	1	0	1
02	MOORE II, ALANI	0-4	0-0	0-0	0	1	1	0	2	2	2	0	10
04	MOORMAN II, JP	0-1	0-1	0-0	0	0	0	0	0	0	0	0	2
15	PIERRE-LOUIS, NATE	0-1	0-0	3-4	2	1	3	0	3	1	0	0	7
21	HAMILTON, JUSTYN	0-0	0-0	0-0	0	0	0	0	0	0	0	0	2
22	PERRY, DEVONDRE	0-2	0-1	2-2	1	1	2	2	0	0	1	1	14
23	MOORE, DAMION	8-11	0-0	4-8	5	5	10	2	20	1	1	0	1
25	LEONARD, STEVE	0-0	0-0	0-0	0	0	0	0	0	0	0	0	0+
32	NUÑEZ DE CARVALHO, Team	0-0	0-0	0-0	0	0	0	0	0	0	0	0	1
Totals		29-60	4-17	14-21	15	22	37	13	76	11	14	8	12

FG % 1st Half: 14-30 46.7% 2nd half: 15-30 50.0% Game: 29-60 48.3%
3FG % 1st Half: 3-10 30.0% 2nd half: 1-7 14.3% Game: 4-17 23.5%
FT % 1st Half: 7-11 63.6% 2nd half: 7-10 70.0% Game: 14-21 66.7%

Officials: Tom Eades, Rick Crawford, Antonio Petty
Technical fouls: SOUTH CAROLINA-None. TEMPLE-None.
Attendance: 6081

Score by periods	1st	2nd	Total
SOUTH CAROLINA	27	33	60
TEMPLE	38	38	76

	In	Off	2nd	Fast
Points	Paint	T/O	Chance	Break
SOUTH CAROLINA	16	20	9	2
TEMPLE	38	18	10	9

Last FG - SC 2nd-00:29, TU 2nd-01:54.
Largest lead - SC by 2 1st-15:10, TU by 23 2nd-06:28.
SC led for 01:07, TU led for 36:04. Game was tied for 02:49.

76

70

GAME 8 (6-2)
Columbia, S.C.
Colonial Life Arena
Dec. 2, 2017
Haase notches first double-double

COLUMBIA, S.C. (AP) - Freshman Justin Minaya scored 17 points, Chris Silva had 12 of his 14 points in the second half and South Carolina defeated UMass 76-70 on Saturday.

Silva, coming off a two-point performance in a Thursday loss to Temple at Madison Square Garden, was in foul trouble for most of the game. He and Maik Kotsar entered the game with 5:40 remaining with four fouls apiece and Silva delivered back-to-back dunks in 34 seconds to put USC up by six.

The Minutemen cut the advantage to two with 19.4 seconds remaining on a 3-pointer by Carl Pierre, but Hassan Ali Gravett made four straight free throws to seal it.

Gravett finished with 14 points for South Carolina (6-2), while freshman Felipe Haase chipped in 11.

"The job me and my staff are doing right now is pathetic," South Carolina coach Frank Martin said. "We regressed this week. We're a worse basketball team than we were eight days ago. That's my job to make sure that doesn't happen."

Luwane Pipkins led UMass (3-5) with 25 and Pierre added 12. The Minutemen have lost four straight.

"I thought our guys were prepared. I thought our guys were excited. I thought they were ready to play . . . but, in order to win a game like this, it starts with your approach every single day," UMass coach Matt McCall said.

GAME 8

Official Basketball Box Score - Game Totals - Final Statistics
UMass vs South Carolina
12/2/17 2 p.m. ET at Columbia, S.C. (Colonial Life Arena)

UMass 70 • 3-5		Total	3-Ptr	Rebounds			PF	TP	A	T	Bk	Stl	Min
#	Player	FG-FGA	FG-FGA	FT-FTA	Off	Def	Tot	PF	TP	A	T	Bk	Stl
00	HINES, Malik	2-5	0-0	0-0	0	4	4	0	3	0	0	0	13
45	HOLLOWAY, Rashaan	4-6	0-0	0-0	3	3	6	5	8	0	1	0	0
02	PIPKINS, Luwane	10-20	4-11	1-1	0	3	3	4	25	4	5	0	19
23	ANDERSON, C.J.	2-4	1-1	0-0	0	4	4	2	5	8	3	0	1
42	MILLER, Rayshawn	3-7	2-5	0-0	0	1	1	5	8	1	1	0	33
04	MCLAN, Unique	1-3	1-1	2-2	0	1	1	0	5	0	0	0	15
05	BALDWIN, Chris	0-1	0-0	0-0	0	1	1	0	0	0	0	0	3
12	PIERRE, Carl	4-11	4-8	0-0	1	4	5	4	12	0	4	2	30
14	TURNER-MORRIS, Khale	1-2	0-0	1-2	1	2	3	3	0	0	0	0	16
Team				0		0							
Totals		27-59	12-26	4-5	5	21	26	28	70	13	17	0	3

FG % 1st Half: 13-31 41.9% 2nd half: 14-28 50.0% Game: 27-59 45.8%
3FG % 1st Half: 7-12 58.3% 2nd half: 5-14 35.7% Game: 12-26 46.2%
FT % 1st Half: 2-2 100.0 2nd half: 2-3 66.7% Game: 4-5 80.0%

South Carolina 76 • 6-2		Total	3-Ptr	Rebounds			PF	TP	A	T	Bk	Stl	Min
#	Player	FG-FGA	FG-FGA	FT-FTA	Off	Def	Tot	PF	TP	A	T	Bk	Stl
10	MINAYA, Justin	6-11	1-4	4-6	1	3	4	1	17	1	2	0	3
21	KOTSAR, Maik	4-8	0-1	0-3	3	5	8	4	8	1	1	0	3
30	SILVA, Chris	6-7	0-0	2-3	0	4	4	14	1	3	0	2	18
02	GRAVETT, Hassani	4-8	0-1	6-9	1	2	3	0	14	4	0	0	31
05	BOOKER, Frank	3-8	2-5	1-2	0	4	4	1	9	1	2	0	1
00	BEATTY, David	0-1	0-0	0-0	0	0	0	1	0	0	0	0	6
01	HOLDEN, Kory	0-1	0-1	0-0	0	0	0	0	3	4	0	0	8
13	HAASE, Felipe	4-9	0-2	3-4	1	9	10	1	11	0	2	1	29
15	MYERS, Wesley	1-2	0-1	1-2	1	3	4	0	2	0	0	0	13
33	CUDD, Jason	0-0	0-0	0-0	0	0	0	0	1	1	0	0	9
Team				0		1							
Totals		28-55	3-15	17-29	8	28	36	12	76	14	15	1	11

FG % 1st Half: 15-27 55.6% 2nd half: 13-28 46.4% Game: 28-55 50.9%
3FG % 1st Half: 1-8 12.5% 2nd half: 2-7 28.6% Game: 3-15 20.0%
FT % 1st Half: 3-9 33.3% 2nd half: 14-20 70.0% Game: 17-29 58.6%

Officials: Doug Simmons, Olanis Poole, Garrick Shannon
Technical fouls: UMass-None. South Carolina-None.
Attendance: 10832
Game Time: 1:58

Score by periods	1st	2nd	Total
SOUTH CAROLINA	35	35	70
UMass	34	42	76

	In	Off	2nd	Fast
Points	Paint	T/O	Chance	Break
UMass	24	15	6	12
SC	36	21	9	12

Last FG - UMass 2nd-00:20, SC 2nd-01:22.
Largest lead - UMass by 5 2nd-13:24, SC by 12 1st-10:10.
UMass led for 07:42, SC led for 29:47. Game was tied for 02:31.

80

64

GAME 9 (7-2)
Columbia, S.C.
Colonial Life Arena
Dec. 6, 2017
Silva's eighth career double-double

COLUMBIA, S.C. (AP) - Chris Silva scored 19 points and grabbed 10 rebounds, Felipe Haase added 17 with nine boards, and South Carolina used a big second-half run to beat Wyoming 80-64 on Wednesday night.

Frank Booker scored 16 points with three 3-pointers, six rebounds and three steals. Freshman Justin Minaya added 11 points for the Gamecocks (7-2), who outrebounded the Cowboys 43-34 and scored 24 points off of 18 Wyoming turnovers.

Haase's 3 put South Carolina up for good, 25-22, and the Gamecocks finished the first half on a 13-3 run to lead 35-25 at halftime.

Wyoming closed to 37-33 on Justin James' free throw early in the second half, but the Gamecocks countered with a 21-6 run to regain control and led by double digits the rest of the way. Minaya hit consecutive threes in the run and Booker scored seven points.


James scored 20 points with 12 rebounds and Hayden Dalton added 12 points and six rebounds for Wyoming (6-3). Louis Adams scored 12 and Alexander Aka Gorski had 10.

GAME 9

Official Basketball Box Score - Game Totals - Final Statistics
Wyoming vs South Carolina
12/6/17 7 p.m. ET at Columbia, S.C. (Colonial Life Arena)


Wyoming 64 • 6-3		Total	3-Ptr	Rebounds			PF	TP	A	T	Bk	Stl	Min
#	Player	FG-FGA	FG-FGA	FT-FTA	Off	Def	Tot	PF	TP	A	T	Bk	Stl
05	HERNDON, Alan	3-7	1-5	0-0	0	3	3	2	7	2	2	1	31
20	DALTON, Hayden	5-12	0-2	2-2	2	4	6	4	12	5	5	0	34
00	REDDING, Nyaires	0-1	0-1	0-0	0	0	0	3	0	1	0	0	10
01	JAMES, Justin	4-12	1-3	11-14	1	11	12	3	20	3	3	1	35
03	AKA GORSKI, Alexander	3-8	3-8	1-2	0	3	3	2	10	2	2	0	34
02	MOEMEKA, Andrew	0-0	0-0	0-0	1	1	2	0	0	0	0	0	2
10	KELLEY, Cody	0-3	0-2	1-2	0	2	2	1	1	2	0	0	14
12	MALDONADO, Hunter	0-1	0-1	0-0	0	0	0	1	0	0	0	0	2
24	ADAMS, Louis	3-10	1-3	5-6	2	1	3	3	12	1	3	0	26
33	NAUGHTON, Jordan	1-2	0-0	1-1	2	2	4	0	2	0	0	0	12
Team				1		2							
Totals		19-56	6-25	20-26	7	27	34	22	64	14	18	3	7

FG % 1st Half: 10-30 33.3% 2nd half: 9-26 34.6% Game: 19-56 33.9%
3FG % 1st Half: 1-3 33.3% 2nd half: 5-12 41.7% Game: 6-25 24.0%
FT % 1st Half: 4-



GAME 10 (8-2)

Columbia, S.C.
Colonial Life Arena
Dec. 9, 2017
Gravett jumper with 6.5 seconds to play



COLUMBIA, S.C. (AP) - Hassani Gravett scored a lay-up, followed by a free throw with 6.5 seconds remaining to give South Carolina an 80-78 victory over Coastal Carolina in Colonial Life Arena on Saturday.


The play allowed the Gamecocks to earn a victory in a game they trailed by as many as five in the second half. They survived Coastal Carolina getting two shots off as time ran out. The win, which improved USC's record to 8-2, was its third straight since returning home.

The loss dropped the Chanticleers to 5-5.

Frank Martin has built his coaching reputation on defense. He has been frustrated that this year's team has not displayed toughness on that side of the court. The Chanticleers deployed South Carolina's defense throughout the first half, connecting on seven of 14 3-point attempts. When Coastal wasn't scoring from long range, its guards managed to beat defenders off the dribble.


The Chanticleers continued to take advantage of USC's defense in the second half, earning its largest lead (69-64) with 7:56 remaining on an Arthur Labinowicz jumper. The Gamecocks pulled within one on several occasions, but appeared unable to regain the lead. USC tied things at 76 with 2:03 remaining on a driving layup by Maik Kotsar.

South Carolina, which trailed in the later stages of the opening 20 minutes, managed to rally and go into the locker room tied at 47. The Gamecocks out-scored Coastal Carolina by 12 on the free throw line.



GAME 11 (8-3)

Clemson, S.C.
Littlejohn Coliseum
Dec. 19, 2017
168th meeting all-time




CLEMSON, S.C. - Marquise Reed poured in a career-high 25 points, 18 of them coming in the second half, to help lead Clemson (10-1) to a 64-48 victory over in-state rival South Carolina (8-3) Tuesday night at Littlejohn Coliseum.

The game was back-and-forth for much of the first half, but the Tigers pushed in front thanks to four Reed 3s midway in the second half. The Gamecocks were unable to find their rhythm offensively, shooting just 35 percent (19-of-54) from the field.


Chris Silva led Carolina with 12 points and nine rebounds. Wesley Myers, who played a season-high 31 minutes, scored 10 points off the bench.

Gabe DeVoe (12) and Shelton Mitchell (10) each scored in double figures off the bench for Clemson, who never trailed in the contest.



GAME 12 (9-3)

Columbia, S.C.
Colonial Life Arena
Dec. 27, 2017
Gamecocks pull away in second half



COLUMBIA, S.C. (AP) - Frank Booker was 5 for 9 from 3-point range and scored 17 points to lead South Carolina to a 74-45 victory over Limestone on Wednesday.

Freshman David Beatty added 16 points for the Gamecocks (9-3) while Maik Kotsar had 13.

South Carolina closed the first half on a 17-2 run to take a 34-25 lead. The Gamecocks scored the first 12 points of the second half to take control.

Kenny Hairston had 14 points for the Division II Saints (6-8) and T.J. Shappard added 12.

GAME 10

Official Basketball Box Score - Game Totals - Final Statistics
Coastal Carolina vs South Carolina
12/9/17 12 p.m. ET at Columbia, S.C. (Colonial Life Arena)

Coastal Carolina 78 • 5-5

#	Player	Total		3-Ptr		Rebounds		PF	TP	A	T	Blk	Stl	Min	
		FG	FGA	FG	FGA	FT	FTA								Off
40	Cuthbertson, Zac	5	10	1	2	0	2	2	4	3	11	4	2	1	34
30	Coleman, Josh	0	1	0	0	0	0	0	0	5	0	0	0	0	8
01	Sanders, Ajay	5	9	4	5	0	1	3	4	0	14	2	5	1	29
05	Shaw, Jaylen	6	15	0	2	5	6	1	5	6	17	3	3	0	33
13	Lindsey, Matt	1	6	1	4	0	0	1	1	3	1	0	0	2	28
00	Brown, Tre	1	2	0	0	0	0	4	4	4	2	2	0	0	7
02	Labinowicz, Artur	2	8	1	7	4	5	1	2	2	9	3	1	0	23
15	Bamba, Amidou	1	2	0	0	0	0	1	1	4	2	0	0	0	13
20	Beck, Demario	8	10	3	4	1	2	3	6	4	20	2	3	0	25
	Team							4	5				1		
	Totals	29	63	10	24	10	13	20	33	25	78	17	15	2	200

FG % 1st Half: 15-29 51.7% 2nd half: 14-34 41.2% Game: 29-63 46.0%
3FG % 1st Half: 7-14 50.0% 2nd half: 3-10 30.0% Game: 10-24 41.7%
FT % 1st Half: 10-13 76.9% 2nd half: 0-0 0.0% Game: 10-13 76.9%

Deadball Rebounds: 4-3

South Carolina 80 • 8-2

#	Player	Total		3-Ptr		Rebounds		PF	TP	A	T	Blk	Stl	Min		
		FG	FGA	FG	FGA	FT	FTA								Off	Def
11	MINAYA, Justin	4	9	3	7	2	2	2	4	2	13	1	4	0	33	
21	KOTSAR, Maik	3	7	0	0	0	2	2	4	1	6	2	0	1	30	
30	SILVA, Chris	2	5	1	10	13	2	7	9	1	15	1	1	3	35	
02	GRAVETT, Hassani	3	9	0	2	3	5	1	0	1	3	9	4	2	0	25
05	BOOKER, Frank	7	12	3	7	2	4	1	4	5	2	19	3	2	34	
01	HOLDEN, Kory	1	5	0	1	0	1	1	1	2	3	1	0	0	13	
13	HAASE, Felipe	3	4	0	1	1	4	5	0	7	0	2	0	0	14	
15	MYERS, Wesley	1	2	1	1	1	1	0	1	2	6	0	1	0	11	
23	HINSON, Evan	1	2	0	0	1	2	0	0	1	3	0	1	0	5	
	Team							1	0				1			
	Totals	25	55	8	20	22	31	12	19	31	80	14	14	4	200	

FG % 1st Half: 14-29 48.3% 2nd half: 11-26 42.3% Game: 25-55 45.5%
3FG % 1st Half: 6-11 54.5% 2nd half: 2-9 22.2% Game: 8-20 40.0%
FT % 1st Half: 13-17 76.5% 2nd half: 9-14 64.3% Game: 22-31 71.0%

Officials: Anthony Jordan, Terry Moore, Bart Lenox
Technical fouls: Coastal Carolina-None. South Carolina-None.
Attendance: 11724
Game Time: 1:59

Score by periods	1st	2nd	Total
Coastal Carolina	47	31	78
South Carolina	47	33	80

In Off 2nd Fast
Points Paint T/O Chance Break Bench
Coastal Carolina 28 16 14 7 33
SC 24 11 10 2 18

Last FG - COASTAL 2nd-01:06, SC 2nd-00:06.
Largest lead - COASTAL by 5 2nd-08:05, SC by 7 1st-12:50.
COASTAL led for 17:13. SC led for 17:54. Game was tied for 0:53.

GAME 11

Official Basketball Box Score - Game Totals - Final Statistics
South Carolina vs Clemson
12/19/17 7:01 PM at Clemson, S.C. (Littlejohn Coliseum)

South Carolina 48 • 8-3

#	Player	Total		3-Ptr		Rebounds		PF	TP	A	T	Blk	Stl	Min	
		FG	FGA	FG	FGA	FT	FTA								Off
11	MINAYA, Justin	0	6	0	1	0	3	2	5	1	0	1	2	0	29
21	KOTSAR, Maik	3	5	0	0	0	1	5	6	1	6	0	1	2	32
30	SILVA, Chris	4	10	0	1	4	4	3	6	9	4	12	0	4	25
02	GRAVETT, Hassani	1	7	1	5	0	0	1	1	3	3	1	1	0	15
05	BOOKER, Frank	1	7	0	2	2	2	2	4	2	0	1	0	0	15
00	BEATTY, David	2	4	0	2	1	2	0	0	0	1	5	0	0	14
01	HOLDEN, Kory	4	5	0	0	0	1	0	8	1	3	1	1	15	
13	HAASE, Felipe	1	5	0	3	0	0	2	2	0	2	1	0	0	22
15	MYERS, Wesley	4	7	1	2	1	2	3	1	10	0	1	0	31	
23	HINSON, Evan	0	0	0	0	0	0	0	2	0	0	0	0	0	2
	Team							2	0						
	Totals	19	54	2	16	8	10	12	19	31	17	48	3	14	4

FG % 1st Half: 9-24 37.5% 2nd half: 10-30 33.3% Game: 19-54 35.2%
3FG % 1st Half: 0-6 0.0% 2nd half: 2-10 20.0% Game: 2-16 12.5%
FT % 1st Half: 8-10 80.0% 2nd half: 0-0 0.0% Game: 8-10 80.0%

Deadball Rebounds: 1

Clemson 64 • 10-1

#	Player	Total		3-Ptr		Rebounds		PF	TP	A	T	Blk	Stl	Min	
		FG	FGA	FG	FGA	FT	FTA								Off
32	GRANTHAM, Donte	2	7	1	3	0	2	5	7	3	5	1	2	1	20
14	THOMAS, Elijah	4	6	0	0	2	3	3	6	1	8	1	2	5	39
02	REED, Marquise	6	11	5	9	8	11	0	6	6	0	25	3	4	37
05	MITCHELL, Shelton	3	8	0	1	4	5	0	3	1	10	1	2	0	30
10	DEVVO, Gabe	4	10	1	4	3	4	1	2	3	0	12	1	2	36
00	TRAPP, Clyde	0	0	0	0	0	0	0	0	0	0	0	0	0	3
05	DONNAL, Mark	0	1	0	0	0	2	4	0	0	0	0	0	0	11
24	SKARA, David	1	2	1	2	0	0	2	2	0	3	0	1	2	17
15	SIMS, Amair	0	1	0	1	2	0	3	0	1	1	1	0	0	17
	Team							1	2						
	Totals	20	46	8	20	16	24	9	25	34	9	64	8	15	8

FG % 1st Half: 8-19 42.1% 2nd half: 12-27 44.4% Game: 20-46 43.5%
3FG % 1st Half: 3-9 33.3% 2nd half: 5-11 45.5% Game: 8-20 40.0%
FT % 1st Half: 12-16 75.0% 2nd half: 4-8 50.0% Game: 16-24 66.7%

Officials: Mike Eades, Ron Groover, James Breeding
Technical fouls: South Carolina-None. Clemson-None.
Attendance: 8031
Flagrant 1 foul on South Carolina #10 at 3:19 mark of first half
Flagrant 1 foul on South Carolina #30 at 13:19 mark of second half

Score by periods	1st	2nd	Total
South Carolina	26	22	48
Clemson	31	33	64

In Off 2nd Fast
Points Paint T/O Chance Break Bench
SC 28 15 11 2 35
CU 16 16 10 4 4

Last FG - SC 2nd-00:07, CU 2nd-01:05.
Largest lead - SC None, CU by 19 2nd-02:13.
SC led for 00:00. CU led for 38:32. Game was tied for 0:28.

GAME 12

Official Basketball Box Score - Game Totals - Final Statistics
Limestone vs South Carolina
12/27/17 3 p.m. ET at Columbia, S.C. (Colonial Life Arena)

Limestone 45 • 6-8

#	Player	Total		3-Ptr		Rebounds		PF	TP	A	T	Blk	Stl	Min	
		FG	FGA	FG	FGA	FT	FTA								Off
22	Macomba Kane	3	6	1	2	4	0	2	2	2	9	0	1	1	29
42	Donovan Harris	1	9	0	0	1	3	4	8	12	2	3	0	1	30
11	Kenny Hairston	4	16	4	14	2	2	0	5	5	2	14	2	5	40
14	Jaquan Simms	0	6	0	2	0	2	2	0	2	2	0	3	0	30
22	Walter Cole	0	2	0	1	2	0	2	2	2	1	2	1	3	15
01	T.J. Sheppard	4	9	1	3	9	4	4	4	4	12	1	4	1	23
03	Eddie Hunt	0	1	0	1	0	0	1	1	3	0	0	0	0	7
12	Quez Clayton	0	0	0	0	0	0	0	0	0	0	0	0	0	2
20	Jerry Oliver	0	0	0	0	0	0	2	2	0	0	0	0	0	2
21	Nehemiah McGriff	1	1	0	0	4	3	1	4	0	6	0	0	0	14
24	Noah Jenkins	0	2	0	1	0	0	0	0	1	0	0	1	0	8
	Team							3	0						



69



74

GAME 13 (9-4, 0-1 SEC)

Oxford, Miss.
The Pavilion
Dec. 31, 2017
SEC Opener

OXFORD, Miss. (AP) - Deandre Burnett scored 18 points and Mississippi converted eight consecutive free throws in the final 90 seconds to defeat South Carolina 74-69 in the Southeastern Conference opener for both teams Sunday.

Markel Crawford and Bruce Stevens added 17 and 10 points, respectively, for the Rebels (8-5). Burnett hit consecutive three-point shots to highlight a 16-6 run and build a 61-55 lead with 6:23 left. Ole Miss closed it at the free throw line, hitting 20 of 23 (87 percent) in the second half.

Chris Silva had 21 points and 13 rebounds for South Carolina (9-4), but was hampered by foul trouble during the decisive Ole Miss surge.

Frank Booker added 21 points, hitting 6 of 10 from the 3-point line.

Ole Miss was 20 of 49 (41 percent) from the field, 8 of 21 (38 percent) from 3-point range and 26 of 33 (78 percent) from the free throw line.

The Rebels forced 14 turnovers and blocked seven shots.

South Carolina finished 22 of 58 (38 percent) from the field, but managed only 10 of 34 apart from Silva and Booker. The Gamecocks were 8 of 20 (40 percent) from the 3-point line and 17 of 26 (65 percent) from the free throw line. The Gamecocks won the rebound battle, 43-30, including 14 offensive boards.

GAME 13



Official Basketball Box Score - Game Totals - Final Statistics
South Carolina vs Ole Miss
12/31/17 5:05 p.m. at Oxford, Miss.

South Carolina 69 • 9-4, 0-1 SEC

Box score table for South Carolina with columns for Player, FG, 3-Ptr, Rebounds, PF, TP, A, TO, Blk, Stl, Min.

FG % 1st Half: 10-28 35.7% 2nd half: 12-30 40.0% Game: 22-58 37.9% Deadball Rebounds
3FG % 1st Half: 2-6 33.3% 2nd half: 6-14 42.9% Game: 8-20 40.0%
FT % 1st Half: 8-13 61.5% 2nd half: 9-13 69.2% Game: 17-26 65.4%

Ole Miss 74 • 8-5, 1-0 SEC

Box score table for Ole Miss with columns for Player, FG, 3-Ptr, Rebounds, PF, TP, A, TO, Blk, Stl, Min.

FG % 1st Half: 10-28 35.7% 2nd half: 10-21 47.6% Game: 20-49 40.8% Deadball Rebounds
3FG % 1st Half: 5-14 35.7% 2nd half: 3-7 42.9% Game: 8-21 38.1%
FT % 1st Half: 6-10 60.0% 2nd half: 20-23 87.0% Game: 26-33 78.8%


Officials: Doug Shows, Patrick Evans, Vladimir Voyard-Tadal
Technical fouls: South Carolina-None. Ole Miss-Davis, Terence.
Attendance: 5849

Score by periods table with columns for 1st, 2nd, Total.

Points, Paint, T/O, Chance, Break, Bench table for SC and OM.

Last FG - SC 2nd-03:43, OM 2nd-05:05.
Largest lead - SC by 9 1st-11:55, OM by 6 2nd-06:23.
SC led for 22:29, OM led for 13:53. Game was tied for 03:32.

Score tied - 8 times.
Lead changed - 11 times.



#5 FRANK BOOKER

GRADUATE STUDENT | GUARD | 6'3" | 208 | 3 LETTERS

AUGUSTA, GA. | WESTSIDE/OKLAHOMA/FAU

SEASON NOTABLES

- > Graduate transfer who has played at Oklahoma and FAU
- > Tallied season-high 14 points in win vs. Western Michigan (Nov. 13), went 3-for-6 from deep and matched a career-high with 30 minutes of action
- > Scored 10 points with four rebounds and four assists in loss vs. Illinois State (Nov. 16)
- > Had 11 points thanks to a trio of triples in win vs. Western Michigan (Nov. 19) in the final game of the Puerto Rico Tip-Off, also had two steals
- > Dropped 12 points on 4-of-8 shooting from behind the arc in win at FIU (Nov. 27), played career-high 34 minutes and matched career-highs with four assists and three steals
- > Had 16 points after going 6-for-10 in win vs. Wyoming (12/6), added six rebounds and a team-high three steals
- > Recorded season-high 19 points in comeback win over Coastal Carolina (Dec. 9), played 34 minutes and made three 3s, scored 12 of his points in the second half
- > Matched career high with five made 3s vs. Limestone (Dec. 27) for a team high 17 points
- > Scored 21 points in loss at Ole Miss (Dec. 31), set a new career-high with six made 3s on 10 attempts

SUPERLATIVES

	'17-18 Season	Career
Double-figure scoring	9	21
Team high scoring	4	4 [^]

* led or shared team lead | [^] at Carolina

BOOKER'S CAREER HIGHS

Points

Career 22, vs. Middle Tenn. (Jan. 21, 2017)

Season 21, at Ole Miss (Dec. 31, 2017)

Field Goals

Career 7, 3x, last at Ole Miss (Dec. 31, 2017)

Season 7, 2x, last at Ole Miss (Dec. 31, 2017)

Field Goal Attempts

Career 14, vs. Middle Tenn. (Jan. 21, 2017)

Season 13, at Ole Miss (Dec. 31, 2017)

3-Point Field Goals

Career 6, at Ole Miss (Dec. 31, 2017)

Season 6, at Ole Miss (Dec. 31, 2017)

3-Point Field Goal Attempts

Career 11, vs. Middle Tenn. (Jan. 21, 2017)

Season 10, 2x, last at Ole Miss (Dec. 31, 2017)

Free Throws

Career 7, vs. Iowa State (March 2, 2015)

Season 2, vs. Coastal Carolina (Dec. 9, 2017)

Free Throw Attempts

Career 8, vs. Iowa State (March 2, 2015)

Season 4, vs. Coastal Carolina (Dec. 9, 2017)

Rebounds

Career 6, 2x, last vs. Wyoming (Dec. 6, 2017)

Season 6, vs. Wyoming (Dec. 6, 2017)

Assists

Career 4, 2x, last FIU (Nov. 27, 2017)

Season 4, 2x, last FIU (Nov. 27, 2017)

Blocks

Career 2, vs. Idaho (Nov. 13, 2013)

Season 1, 2x, last FIU (Nov. 27, 2017)

Steals

Career 3, 3x, last vs. Wyoming (Dec. 6, 2017)

Season 3, vs. Wyoming (Dec. 6, 2017)

Minutes

Career 34, 3x, last at Ole Miss (Dec. 31, 2017)

Season 34, 3x, last at Ole Miss (Dec. 31, 2017)

2017-18 GAME-BY-GAME STATS

Opponent	Date	GS	Min	FG-FGA	Pct	3FG-FGA	Pct	FT-FTA	Pct	Off	Def	Tot	Avg	PF	FO	A	TO	Blk	Stl	Pts	Avg
at Wofford	11/10	*	25	4-6	.667	3-5	.600	1-2	.500	0	0	0	0.0	1	0	0	0	0	1	12	12.0
Western Michigan	11/13	*	30	5-8	.625	3-6	.500	1-3	.333	0	2	2	1.0	2	0	0	1	1	0	14	13.0
vs. Illinois State	11/16	*	28	3-10	.300	3-10	.300	1-2	.500	0	4	4	2.0	2	0	4	2	0	0	10	12.0
vs. UTEP	11/17	*	25	2-6	.333	1-4	.250	2-2	1.000	0	2	2	2.0	1	0	1	4	0	0	7	10.8
vs. Western Michigan	11/19	*	19	4-10	.400	3-9	.333	0-0	.000	0	0	0	1.6	1	0	0	2	0	2	11	10.8
at FIU	11/27	*	34	4-8	.500	4-8	.500	0-0	.000	1	3	4	2.0	0	0	4	0	1	3	12	11.0
vs. Temple	11/30	*	20	1-7	.143	0-3	.000	2-2	1.000	0	2	2	2.0	1	0	1	0	0	1	4	10.0
UMass	12/2	*	29	3-8	.375	2-5	.400	1-2	.500	0	4	4	2.3	1	0	1	2	0	1	9	9.9
Wyoming	12/6	*	24	6-10	.600	3-5	.600	1-2	.500	1	5	6	2.7	4	0	2	1	0	3	16	10.6
Coastal Carolina	12/9	*	34	7-12	.583	3-7	.429	2-4	.500	1	4	5	2.9	2	0	3	2	0	2	19	11.4
at Clemson	12/19	*	15	0-4	.000	0-2	.000	2-2	1.000	2	0	2	2.8	4	0	0	1	0	0	2	10.5
Limestone	12/27	*	28	6-10	.600	5-9	.555	2-2	1.000	0	4	4	2.9	1	0	0	0	0	0	17	11.1
at Ole Miss	12/31	*	34	7-13	.538	6-10	.600	1-2	.500	0	1	1	2.8	2	0	2	0	0	0	21	11.8
Missouri	1/3																				
Vanderbilt	1/6																				
at Alabama	1/9																				
at Georgia	1/13																				
Kentucky	1/16																				
Tennessee	1/20																				
at Florida	1/24																				
Texas Tech	1/27																				
Miss. State	1/31																				
at Texas A&M	2/3																				
at Arkansas	2/6																				
Florida	2/10																				
at Tennessee	2/13																				
Auburn	2/17																				
Georgia	2/21																				
at Miss. State	2/24																				
LSU	2/28																				
at Auburn	3/3																				
vs. SEC Tourn.	3/7-11																				
vs. NCAA Tourn.	3/15-4/2																				

CAREER STATISTICS

Season	GP-GS	Min	Avg	FG	FGA	Pct	3FG	3FGA	Pct	FT	FTA	Pct	Off	Def	Tot	Avg	PF	FO	Ast	TO	Blk	Stl	Pts	Avg
2013-14	32-0	451	14.1	49	134	.366	42	114	.368	24	36	.667	14	35	49	1.5	50	0	17	19	5	14	164	5.1
2014-15	32-0	459	14.3	48	146	.329	36	119	.303	28	34	.824	10	34	44	1.4	45	0	18	23	5	16	160	5.0
2015-16 [^]																								
DNP - redshirted due to NCAA transfer rules																								
2016-17 [^]	30-10	502	16.7	58	153	.379	35	119	.294	19	23	.826	13	36	49	1.6	54	1	16	19	2	12	170	5.7
2017-18	13-13	345	26.5	51	112	.455	36	83	.434	16	25	.640	5	31	36	2.8	22	0	18	15	2	13	154	11.8
Totals	107-23	1723	16.4	206	545	.378	149	435	.343	87	118	.737	42	136	178	1.7	169	1	69	76	14	55	648	6.1

% - at Oklahoma // [^] at FAU

(SEC ONLY)

Season	GP-GS	Min	Avg	FG	FGA	Pct	3FG	3FGA	Pct	FT	FTA	Pct	Off	Def	Tot	Avg	PF	FO	Ast	TO	Blk	Stl	Pts	Avg
2018	1-1	34	34.0	7	13	.538	6	10	.600	1	2	.500	0	1	1	1.0	2	0	2	0	0	0	21	21.0



#15 WESLEY MYERS

GRADUATE STUDENT | GUARD | 6'1" | 193 | 3 LETTERS

BROOKLYN, N.Y. | BOYS & GIRLS HIGH SCHOOL/NIAGARA/MAINE

SEASON NOTABLES

- > Graduate transfer who has played at Niagara and Maine
- > Posted eight points with a steal in exhibition vs. Erskine (Oct. 30), and provided 11 points with four steals in the Hoops 4 Hurricane Relief exhibition vs. Virginia Tech (Nov. 5)
- > Scored 10 points off the bench in opener at Wofford (Nov. 10), adding two assists and a steal
- > Matched season-high with three rebounds in win over UTEP (Nov. 17), also had an assist and a steal
- > Tied for the team lead with 14 points in victory over Western Michigan (Nov. 19) in the final game of the Puerto Rico Tip-Off, recorded his 1,000th career point with a fast break layup in the first half, also had five rebounds and two assists in season-high 27 minutes of action
- > Played season-high 31 minutes off the bench, scoring 10 points in loss at Clemson (Dec. 19)
- > Dished put a career-high six assists, adding five points and five rebounds in win vs. Limestone (Dec. 27)
- > Tallied five assists in loss at Ole Miss (Dec. 31), made first career start in Garnet and Black at point guard and played 30 minutes

SUPERLATIVES

	'17-18 Season	Career
Double-figure scoring	3	25
Team high assists	4	4^

* led or shared team lead | ^ at Carolina

MYERS' CAREER HIGHS

Points

- Career 33, vs. UMBC (Feb. 4, 2017)
- Season 14, vs. Western Michigan (Nov. 19, 2017)

Field Goals

- Career 12, vs. UML (Jan. 11, 2017)
- Season 5, vs. Western Michigan (Nov. 19, 2017)

Field Goal Attempts

- Career 22, vs. UML (Jan. 11, 2017)
- Season 9, vs. Western Michigan (Nov. 19, 2017)

3-Point Field Goals

- Career 4, at Stony Brook (Feb. 12, 2017)
- Season 2, at Wofford (Nov. 10, 2017)

3-Point Field Goal Attempts

- Career 8, at Stony Brook (Feb. 12, 2017)
- Season 4, 2x, last vs. Illinois State (Nov. 16, 2017)

Free Throws

- Career 10, at Dartmouth (Dec. 10, 2016)
- Season 4, vs. Western Michigan (Nov. 19, 2017)

Free Throw Attempts

- Career 12, twice, last vs. UMBC (Feb. 4, 2017)
- Season 5, vs. Western Michigan (Nov. 19, 2017)

Rebounds

- Career 10, at Stony Brook (Feb. 12, 2017)
- Season 5, 2x, last vs. Limestone (Dec. 27, 2017)

Assists

- Career 6, vs. Limestone (Dec. 27, 2017)
- Season 6, vs. Limestone (Dec. 27, 2017)

Blocks

- Career 3, at Brown (Dec. 22, 2016)
- Season 1, 2x, last vs. Limestone (Dec. 27, 2017)

Steals

- Career 4, vs. UML (Jan. 11, 2017)
- Season 1, 3x, last vs. W. Michigan (Nov. 19, 2017)

Minutes

- Career 38, 4x times, last vs. UMBC (Feb. 4, 2017)
- Season 31, at Clemson (Dec. 19, 2017)

2017-18 GAME-BY-GAME STATS

Opponent	Date	GS	Min	FG-FGA	Pct	3FG-FGA	Pct	FT-FTA	Pct	Off	Def	Tot	Avg	PF	FO	A	TO	Blk	Stl	Pts	Avg
at Wofford	11/10	-	17	3-6	.500	2-4	.500	2-2	1.000	0	3	3	3.0	0	0	2	2	0	1	10	10.0
Western Michigan	11/13	-	12	2-5	.400	0-1	.000	0-0	.000	0	2	2	2.5	2	0	0	1	0	0	4	7.0
vs. Illinois State	11/16	-	15	2-7	.286	1-4	.250	0-0	.000	0	1	1	2.0	1	0	0	1	0	0	5	6.3
vs. UTEP	11/17	-	14	1-2	.500	0-1	.000	0-0	.000	0	3	3	2.3	1	0	1	1	0	1	2	5.3
vs. Western Michigan	11/19	-	27	5-9	.556	0-1	.000	4-5	.800	0	5	5	2.8	2	0	2	2	0	1	14	7.0
at FIU	11/27	-	7	0-2	.000	0-1	.000	0-0	.000	0	1	1	2.5	1	0	0	1	0	0	0	5.8
vs. Temple	11/30	-	18	2-6	.333	1-2	.500	0-0	.000	2	0	2	2.4	1	0	2	1	0	0	5	5.7
UMass	12/2	-	13	1-2	.500	0-1	.000	1-2	.500	2	1	3	2.5	0	0	2	0	0	0	3	5.4
Wyoming	12/6	-	23	0-4	.000	0-1	.000	1-2	.500	1	1	2	2.4	2	0	3	0	1	1	1	4.9
Coastal Carolina	12/9	-	11	1-2	.500	1-1	1.000	3-4	.750	1	0	1	2.3	2	0	0	1	0	0	6	5.0
at Clemson	12/19	-	31	4-7	.571	1-2	.500	1-2	.500	1	2	3	2.4	1	0	0	1	0	0	10	5.5
Limestone	12/27	-	25	2-6	.333	0-0	.000	1-4	.250	0	5	5	2.6	1	0	6	2	1	0	5	5.4
at Ole Miss	12/31	*	30	1-7	.143	0-1	.000	1-3	.333	1	1	2	2.5	4	0	5	4	0	0	3	5.2
Missouri	1/3																				
Vanderbilt	1/6																				
at Alabama	1/9																				
at Georgia	1/13																				
Kentucky	1/16																				
Tennessee	1/20																				
at Florida	1/24																				
Texas Tech	1/27																				
Miss. State	1/31																				
at Texas A&M	2/3																				
at Arkansas	2/6																				
Florida	2/10																				
at Tennessee	2/13																				
Auburn	2/17																				
Georgia	2/21																				
at Miss. State	2/24																				
LSU	2/28																				
at Auburn	3/3																				
vs. SEC Tourn.	3/7-11																				
vs. NCAA Tourn.	3/15-4/2																				

CAREER STATISTICS

Season	GP-GS	Min	Avg	FG	FGA	Pct	3FG	3FGA	Pct	FT	FTA	Pct	Off	Def	Tot	Avg	PF	FO	Ast	TO	Blk	Stl	Pts	Avg
2013-14%	33-14	747	22.6	78	198	.394	20	63	.317	44	66	.667	19	73	92	2.8	61	1	39	47	6	21	220	6.7
2014-15%	30-16	882	29.4	94	220	.427	34	81	.420	61	86	.709	21	76	97	3.2	60	1	45	54	10	30	283	9.4
2015-16^																								
DNP - redshirted due to NCAA transfer rules																								
2016-17^	28-20	844	30.1	164	375	.437	34	99	.343	110	142	.775	35	91	126	4.5	57	1	44	62	16	30	472	16.9
2017-18	13-1	243	18.7	24	65	.369	6	20	.300	14	24	.583	8	25	33	2.5	18	0	23	17	2	4	68	5.2
Totals	104-51	2716	26.1	360	858	.420	94	263	.357	229	318	.720	83	265	348	3.3	196	3	151	180	34	85	1043	10.0

% - at Niagara // ^ at Maine

(SEC ONLY)

Season	GP-GS	Min	Avg	FG	FGA	Pct	3FG	3FGA	Pct	FT	FTA	Pct	Off	Def	Tot	Avg	PF	FO	Ast	TO	Blk	Stl	Pts	Avg
2018	1-1	30	30.0	1	7	.143	0	1	.000	1	3	.333	1	1	2	2.0	4	0	5	4	0	0	3	3.0



#2 HASSANI GRAVETT

R-JUNIOR | GUARD | 6'2" | 187 | 1 LETTER

VILLA RICA, GA./ALEXANDER/PENSACOLA STATE COLLEGE

SEASON NOTABLES

- > Averaged 3.2 points, 1.6 rebounds and is the top returning assist maker from last season after dishing 1.4 per game
- > Set a new career-high with 15 points in just 19 minutes of action in win vs. Western Michigan (Nov. 10), went 3-for-3 from deep for a new single-game career-high in made 3s
- > Had 10 points and pulled down a career-high nine rebounds in loss vs. Illinois State (Nov. 16), also dished out five assists with just one turnover in team-high 33 minutes of action
- > Set new career-high with nine assists in just 21 minutes in victory over UTEP (Nov. 17)
- > Led team with six assists in win over Western Michigan in final game of Puerto Rico Tip-Off (Nov. 19), also had five rebounds and nine points in 27 minutes
- > Had seven assists to go alongside just one turnover in win at FIU (Nov. 27), pulled down career-high 10 rebounds in 28 minutes, also had seven points
- > Scored 14 points, had four assists and zero turnovers in win vs. UMASS (Dec. 2), posted career-highs in free throws (6), free throw attempts (9) and steals (3)
- > Sunk the game-winning basket with 6.5 seconds to go vs. Coastal Carolina (Dec. 9) after scoring with contact , made the ensuing FT to finish with nine points

SUPERLATIVES

	'17-18 Season	Career
Double-figure scoring	3	6
5+ assists	4	6
Team high assists*	6	10
Team high steals*	1	2

* led or shared team lead

GRAVETT'S CAREER HIGHS

Points

Career 15, vs. Western Michigan (Nov. 13)

Season 15, vs. Western Michigan (Nov. 13)

Field Goals

Career 4, 4x, last vs. UMASS (Dec. 20)

Season 4, 2x, last vs. UMASS (Dec. 20)

Field Goal Attempts

Career 13, vs. Illinois State (Nov. 16, 2017)

Season 13, vs. Illinois State (Nov. 16, 2017)

3-Point Field Goals

Career 3, vs. Western Michigan (Nov. 13, 2017)

Season 3, vs. Western Michigan (Nov. 13, 2017)

3-Point Field Goal Attempts

Career 10, vs. Illinois State (Nov. 16, 2017)

Season 10, vs. Illinois State (Nov. 16, 2017)

Free Throws

Career 6, vs. UMASS (Dec. 2, 2017)

Season 6, vs. UMASS (Dec. 2, 2017)

Free Throw Attempts

Career 9, vs. UMASS (Dec. 2, 2017)

Season 9, vs. UMASS (Dec. 2, 2017)

Rebounds

Career 10, at FIU (Nov. 27, 2017)

Season 10, at FIU (Nov. 27, 2017)

Assists

Career 9, vs. UTEP (Nov. 17, 2017)

Season 9, vs. UTEP (Nov. 17, 2017)

Blocks

Career 1, 3x, last vs. Wyoming (Dec. 6, 2017)

Season 1, 2x, last vs. Wyoming (Dec. 6, 2017)

Steals

Career 3, UMASS (Dec. 2, 2017)

Season 3, UMASS (Dec. 2, 2017)

Minutes

Career 37, at Ole Miss (March 4, 2017)

Season 33, vs. Illinois State (Nov. 16, 2017))

2017-18 GAME-BY-GAME STATS

Opponent	Date	GS	Min	FG-FGA	Pct	3FG-FGA	Pct	FT-FTA	Pct	Off	Def	Tot	Avg	PF	FO	A	TO	Blk	Stl	Pts	Avg
at Wofford	11/10	*	25	2-7	.285	1-2	.500	0-0	.000	0	2	2	2.0	0	0	3	0	0	0	5	5.0
Western Michigan	11/13	*	19	4-5	.800	3-3	1.000	4-4	1.000	0	4	4	3.0	2	0	2	2	0	0	15	10.0
vs. Illinois State	11/16	*	33	3-13	.231	2-10	.200	2-4	.500	0	9	9	5.0	2	0	5	1	0	0	10	10.0
vs. UTEP	11/17	*	21	3-6	.500	0-1	.000	0-0	.000	1	3	4	4.8	2	0	9	4	0	1	6	9.0
vs. Western Michigan	11/19	*	27	2-8	.250	1-4	.250	4-8	.500	0	5	5	4.8	1	0	6	2	0	0	9	9.0
at FIU	11/27	*	28	3-5	.600	1-2	.500	0-0	.000	3	7	10	5.7	1	0	7	1	0	1	7	8.7
vs. Temple	11/30	*	28	3-6	.500	1-3	.333	0-0	.000	0	3	3	5.3	1	0	1	3	1	0	7	8.4
UMass	12/2	*	31	4-8	.500	0-1	.000	6-9	.667	1	1	2	4.9	0	0	4	0	0	3	14	9.1
Wyoming	12/6	*	24	3-6	.500	0-2	.000	3-4	.750	1	0	1	4.4	3	0	2	3	1	0	9	9.1
Coastal Carolina	12/9	*	25	3-9	.333	0-2	.000	3-5	.600	1	0	1	4.1	3	0	4	2	0	1	9	9.1
at Clemson	12/19	*	15	1-7	.142	1-5	.200	0-0	.000	0	1	1	3.8	3	0	1	1	0	0	3	8.5
Limestone	12/27	*	24	2-9	.222	0-3	.000	2-2	1.000	0	4	4	3.8	1	0	3	3	0	0	6	8.3
at Ole Miss	12/31	-	-	-	-	-	-	-	-	-	-	-	-	-	-	-	-	-	-	-	-
Missouri	1/3																				
Vanderbilt	1/6																				
at Alabama	1/9																				
at Georgia	1/13																				
Kentucky	1/16																				
Tennessee	1/20																				
at Florida	1/24																				
Texas Tech	1/27																				
Miss. State	1/31																				
at Texas A&M	2/3																				
at Arkansas	2/6																				
Florida	2/10																				
at Tennessee	2/13																				
Auburn	2/17																				
Georgia	2/21																				
at Miss. State	2/24																				
LSU	2/28																				
at Auburn	3/3																				
vs. SEC Tourn.	3/7-11																				
vs. NCAA Tourn.	3/15-4/2																				

CAREER STATISTICS

Season	GP-GS	Min	Avg	FG	FGA	Pct	3FG	3FGA	Pct	FT	FTA	Pct	Off	Def	Tot	Avg	PF	FO	Ast	TO	Blk	Stl	Pts	Avg
2016-17	35-3	582	16.6	39	133	.293	15	69	.217	20	31	.645	16	41	57	1.6	48	1	49	37	1	14	113	3.2
2017-18	12-12	300	25.0	33	89	.371	10	38	.263	24	36	.667	7	39	46	3.8	19	0	47	22	2	6	100	8.3
Totals	47-15	882	18.8	72	222	.324	25	107	.234	44	67	.657	23	80	103	2.2	67	1	96	59	3	20	213	4.5

(SEC ONLY)

Season	GP-GS	Min	Avg	FG	FGA	Pct	3FG	3FGA	Pct	FT	FTA	Pct	Off	Def	Tot	Avg	PF	FO	Ast	TO	Blk	Stl	Pts	Avg
2017	17-2	284	16.7	18	61	.295	8	33	.242	12	17	.706	9	15	24	1.4	23	0	23	17	0	7	56	3.3
2018																								

Totals



#1 KORY HOLDEN

R-JUNIOR | GUARD | 6'1" | 197 | 2 LETTERS

SALISBURY, MD./DELAWARE

SEASON NOTABLES

- > Transfer guard from Delaware who posted 892 career points in two seasons with the Blue Hens
- > Dished two assists in exhibition vs. Erskine (Oct. 30), but didn't play in the Hoops 4 Hurricane Relief exhibition vs. Virginia Tech due to a sore knee
- > Saw first action as a Gamecock at Wofford (Nov. 10), scoring two points with two rebounds and two assists
- > Came off the bench to score six points in win vs. Western Michigan (Nov. 13)
- > Scored in double-digits for the first time as a Gamecock finishing with 11 points in just 16 minutes off the bench in victory over UTEP (Nov. 17), went 4-for-5 from the field and had two assists
- > Tallied eight points in 15 minutes off the bench in loss at Clemson (Dec. 19), left the game early due to injury
- > Out indefinitely due to a left hamstring strain suffered in the Clemson contest

SUPERLATIVES

	'17-18	Career
Double-figure scoring	1	44
3+ assists	2	50
5+ assists	-	29

* led or shared team lead

HOLDEN'S CAREER HIGHS

Points

Career 35, vs. Boston College (Dec. 19, 2015)

Season 11, vs. UTEP (Nov. 17, 2017)

Field Goals

Career 12, vs. Boston College (Dec. 19, 2015)

Season 4, 2x, last at Clemson (Dec. 19, 2017)

Field Goal Attempts

Career 26, vs. Boston College (Dec. 19, 2015)

Season 6, vs. Western Michigan (Nov. 13, 2017)

3-Point Field Goals

Career 6, 3x, last vs. William & Mary (Jan. 28, 2016)

Season 1, vs. UTEP (Nov. 17, 2017)

3-Point Field Goal Attempts

Career 13, vs. Boston College (Dec. 19, 2015)

Season 2, vs. UTEP (Nov. 17, 2017)

Free Throws

Career 15, twice, last at Towson (Jan. 30, 2016)

Season 2, vs. UTEP (Nov. 17, 2017)

Free Throw Attempts

Career 16, at UNCW (Jan. 8, 2015)

Season 4, vs. UTEP (Nov. 17, 2017)

Rebounds

Career 7, 4x, last vs. Col of Charl. (March 4, 2016)

Season 4, vs. Wyoming (Dec. 6, 2017)

Assists

Career 9, vs. William & Mary (Jan. 22, 2015)

Season 3, 2x, last vs. Coastal Carolina (Dec. 9, 2017)

Blocks

Career 1, 7x, last at Clemson (Dec. 19, 2017)

Season 1, at Clemson (Dec. 19, 2017)

Steals

Career 3, at Robert Morris (Dec. 22, 2014)

Season 1, at Clemson (Dec. 19, 2017)

Minutes

Career 45, at Towson (Jan. 30, 2016)

Season 16, 2x, last vs. Wyoming (Dec. 6, 2017)

2017-18 GAME-BY-GAME STATS

Opponent	Date	GS	Min	FG-FGA	Pct	3FG-FGA	Pct	FT-FTA	Pct	Off	Def	Tot	Avg	PF	FO	A	TO	Blk	Stl	Pts	Avg
at Wofford	11/10	-	8	1-2	.500	0-1	.000	0-0	.000	1	1	2	2.0	3	0	2	0	0	0	2	2.0
Western Michigan	11/13	-	12	3-6	.500	0-1	.000	0-0	.000	0	3	3	2.5	0	0	1	2	0	0	6	4.0
vs. Illinois State	11/16	-	7	0-2	.000	0-0	.000	0-0	.000	0	0	0	1.3	3	0	1	2	0	0	0	2.7
vs. UTEP	11/17	-	16	4-5	.800	1-2	.500	2-4	.500	0	0	0	1.3	1	0	2	1	0	0	11	4.8
vs. Western Michigan	11/19	-	9	1-3	.333	1-1	1.000	3-4	.750	1	0	1	1.2	3	6	1	0	0	0	6	5.0
at FIU	11/27	-	12	0-3	.000	0-2	.000	0-1	.000	0	0	0	1.0	1	0	2	2	0	0	0	4.2
vs. Temple	11/30	-	4	0-2	.000	0-0	.000	0-0	.000	0	0	0	0.9	1	0	0	0	0	0	0	3.6
UMass	12/2	-	8	0-1	.000	0-1	.000	0-0	.000	0	0	0	0.8	0	0	3	4	0	0	0	3.1
Wyoming	12/6	-	16	0-3	.000	0-2	.000	1-2	.500	0	4	4	1.1	0	0	2	2	0	0	1	2.9
Coastal Carolina	12/9	-	13	1-5	.200	0-1	.000	0-0	.000	1	0	1	1.1	1	0	3	1	0	0	2	2.8
at Clemson	12/19	-	15	4-5	.800	0-0	.000	0-0	.000	0	1	1	1.1	0	0	1	3	1	1	8	3.3
Limestone	12/27	-	-	-	-	-	-	-	-	-	-	-	-	-	-	-	-	-	-	-	-
at Ole Miss	12/31	-	-	-	-	-	-	-	-	-	-	-	-	-	-	-	-	-	-	-	-
Missouri	1/3																				
Vanderbilt	1/6																				
at Alabama	1/9																				
at Georgia	1/13																				
Kentucky	1/16																				
Tennessee	1/20																				
at Florida	1/24																				
Texas Tech	1/27																				
Miss. State	1/31																				
at Texas A&M	2/3																				
at Arkansas	2/6																				
Florida	2/10																				
at Tennessee	2/13																				
Auburn	2/17																				
Georgia	2/21																				
at Miss. State	2/24																				
LSU	2/28																				
at Auburn	3/3																				
vs. SEC Tourn.	3/7-11																				
vs. NCAA Tourn.	3/15-4/2																				

CAREER STATISTICS

Season	GP-GS	Min	Avg	FG	FGA	Pct	3FG	3FGA	Pct	FT	FTA	Pct	Off	Def	Tot	Avg	PF	FO	Ast	TO	Blk	Stl	Pts	Avg
2014-15%	29-28	990	34.1	117	296	.395	24	64	.375	102	135	.756	16	74	90	3.1	58	2	144	95	4	16	360	12.4
2015-16%	30-27	1088	36.3	181	459	.394	69	178	.388	101	127	.795	16	75	91	3.0	62	0	126	88	2	12	532	17.7
2017-18	11-0	120	10.9	14	37	.378	2	11	.182	6	11	.545	3	9	12	1.1	13	0	18	17	1	1	36	3.3
Totals	70-55	2213	31.6	312	792	.394	95	253	.375	209	273	.766	35	158	193	2.8	133	2	288	200	7	29	928	13.3

% - at Delaware

(SEC ONLY)

Season	GP-GS	Min	Avg	FG	FGA	Pct	3FG	3FGA	Pct	FT	FTA	Pct	Off	Def	Tot	Avg	PF	FO	Ast	TO	Blk	Stl	Pts	Avg
2018																								



#30 CHRIS SILVA

JUNIOR | FORWARD | 6'9" | 223 | 2 LETTERS

LIBREVILLE, GABON/ROSELLE (N.J.)

SEASON NOTABLES

- > Gamecocks top returning scorer (10.2), rebounder (6.1) and shot blocker (1.4)
- > ESPN's Jay Bilas ranked him as one of his "30 best in-your-grill" defenders
- > Had sixth career double-double in win vs. Western Michigan (Nov. 13) with 10 points and 10 rebounds; made first career 3-pointer in the first half
- > Tied for team lead with 14 points in win over Western Michigan (Nov. 19) in final game of Puerto Rico Tip-Off, tied career-high with two assists
- > Poured in career-high 26 points in road win at FIU (Nov. 27), went 10-for-13 from the floor marking new career-highs for makes and attempts, also had 10 rebounds for his seventh career double-double and his second of the 2017-18 campaign
- > Led team with 19 points and 10 rebounds in win over Wyoming (Dec. 6), marked his third double-double of the season and the eighth of his career
- > Had 15 points and nine rebounds in win over Coastal Carolina (Dec. 9), went 10-for-13 at the free throw line and played career-high 35 minutes
- > Collected seven rebounds in just 10 minutes vs. Limestone (Dec. 27), due to early foul trouble
- > Had 21 points & 13 rebounds (tied career high) in loss at Ole Miss (Dec. 31), also went 11-of-14 at FT line & had two blocks

SUPERLATIVES

	'17-18 Season	Career
Double-figure scoring	10	38
Double-Figure rebounding	5	12
Double-doubles	4	9
2+ blocks	6	32
Team high scoring*	6	8
Team high rebounding*	10	32
Team high blocks*	9	35

* led or shared team lead

SILVA'S CAREER HIGHS

Points

Career 26, at FIU (Nov. 27, 2017)

Season 26, at FIU (Nov. 27, 2017)

Field Goals

Career 10, at FIU (Nov. 27, 2017)

Season 10, at FIU (Nov. 27, 2017)

Field Goal Attempts

Career 13, at FIU (Nov. 27, 2017)

Season 13, at FIU (Nov. 27, 2017)

3-Point Field Goals

Career 1, vs. Western Michigan (Nov. 13, 2017)

Season 1, 2x, last vs. UTEP (Nov. 17, 2017)

3-Point Field Goal Attempts

Career 2, vs. UTEP (Nov. 17, 2017)

Season 2, vs. UTEP (Nov. 17, 2017)

Free Throws

Career 11, at Ole Miss (Dec. 31, 2017)

Season 11, at Ole Miss (Dec. 31, 2017)

Free Throw Attempts

Career 14, 3x, last at Ole Miss (Dec. 31, 2017)

Season 14, 3x, last at Ole Miss (Dec. 31, 2017)

Rebounds

Career 13, 2x, last at Ole Miss (Dec. 31, 2017)

Season 13, at Ole Miss (Dec. 31, 2017)

Assists

Career 2, 3x, last vs. Wyoming (Dec. 6, 2017)

Season 2, 3x, last vs. Wyoming (Dec. 6, 2017)

Blocks

Career 5, vs. FIU (Dec. 4, 2016)

Season 3, 2x, last vs. Coastal Carolina (Dec. 9, 2017)

Steals

Career 3, twice, last vs. FIU (Dec. 4, 2016)

Season 2, 3x, last vs. Coastal Carolina (Dec. 9, 2017)

Minutes Played

Career 35, vs. Coastal Carolina (Dec. 9, 2017)

Season 35, vs. Coastal Carolina (Dec. 9, 2017)

2017-18 GAME-BY-GAME STATS

Opponent	Date	GS	Min	FG-FGA	Pct	3FG-FGA	Pct	FT-FTA	Pct	Off	Def	Tot	Avg	PF	FO	A	TO	Blk	Stl	Pts	Avg
at Wofford	11/10	*	20	2-5	.400	0-1	.000	5-6	.833	3	7	10	10.0	3	0	2	5	2	2	9	9.0
Western Michigan	11/13	*	21	3-5	.600	1-1	1.000	3-4	.750	2	8	10	10.0	3	0	1	1	1	1	10	9.5
vs. Illinois State	11/16	*	17	0-1	.000	0-0	.000	10-14	.714	2	4	6	8.7	5	1	1	2	3	0	10	9.7
vs. UTEP	11/17	*	23	3-8	.375	1-2	.500	8-9	.889	3	4	7	8.3	4	0	1	4	2	1	15	11.0
vs. Western Michigan	11/19	*	25	4-5	.800	0-0	.000	6-8	.750	3	2	5	7.6	3	0	2	0	0	1	14	11.6
at FIU	11/27	*	29	10-13	.770	0-0	.000	6-10	.600	3	7	10	8.0	4	0	1	4	1	0	26	14.0
vs. Temple	11/30	*	28	2-10	.200	0-1	.000	1-2	.500	4	5	9	8.1	3	0	1	6	2	0	5	12.7
UMass	12/2	*	18	6-7	.857	0-0	.000	2-3	.667	0	4	4	7.6	4	0	1	3	0	2	14	12.9
Wyoming	12/6	*	27	5-9	.556	0-1	.000	9-14	.643	2	8	10	7.9	3	0	2	3	1	0	19	13.6
Coastal Carolina	12/9	*	35	2-5	.400	1-1	1.000	10-13	.769	2	7	9	8.0	1	0	1	1	3	2	15	13.7
at Clemson	12/19	*	25	4-10	.400	0-1	.000	4-4	1.000	3	6	9	8.1	4	0	0	4	1	0	12	13.5
Limestone	12/27	*	10	0-3	.000	0-0	.000	4-4	1.000	3	4	7	8.0	3	0	0	0	1	0	4	12.8
at Ole Miss	12/31	*	30	5-11	.455	0-0	.000	11-14	.786	6	7	13	8.4	4	0	1	1	2	0	21	13.4
Missouri	1/3																				
Vanderbilt	1/6																				
at Alabama	1/9																				
at Georgia	1/13																				
Kentucky	1/16																				
Tennessee	1/20																				
at Florida	1/24																				
Texas Tech	1/27																				
Miss. State	1/31																				
at Texas A&M	2/3																				
at Arkansas	2/6																				
Florida	2/10																				
at Tennessee	2/13																				
Auburn	2/17																				
Georgia	2/21																				
at Miss. State	2/24																				
LSU	2/28																				
at Auburn	3/3																				
vs. SEC Tourn.	3/7-11																				
vs. NCAA Tourn.	3/15-4/2																				

CAREER STATISTICS

Season	GP-GS	Min	Avg	FG	FGA	Pct	3FG	3FGA	Pct	FT	FIA	Pct	Off	Def	Tot	Avg	PF	FO	Ast	TO	Blk	Stl	Pts	Avg
2015-16	32-6	425	13.3	53	110	.482	0	0	.000	67	110	.609	56	87	143	4.5	100	3	6	34	28	14	173	5.4
2016-17	37-37	776	21.0	122	233	.524	0	1	.000	134	179	.749	84	141	225	6.1	141	10	13	69	51	22	378	10.2
2017-18	13-13	308	23.7	46	92	.500	3	8	.375	79	105	.752	36	73	109	8.4	44	1	14	34	19	9	174	13.4
Totals	82-56	1509	18.4	221	435	.508	3	9	.333	280	394	.711	176	301	477	5.8	285	14	33	137	98	45	725	8.8

(SEC ONLY)

Season	GP-GS	Min	Avg	FG	FGA	Pct	3FG	3FGA	Pct	FT	FIA	Pct	Off	Def	Tot	Avg	PF	FO	Ast	TO	Blk	Stl	Pts	Avg
2016	18-6	221	12.3	30	54	.556	0	0	.000	27	47	.574	27	46	73	4.1	57	2	3	15	10	6	87	4.8
2017	18-18	370	20.6	64	117	.547	0	0	.000	62	82	.756	35	55	90	5.0	69	6	5	38	15	13	190	10.6
2018	1-1	30	30.0	5	11	.454	0	0	.000	11	14	.786	6	7	13	13.0	4	0	1	1	2	0	21	21.0
Totals	37-25	621	16.8	99	182	.544	0	0	.000	100	143	.699	68	108	176	4.8	130	8	9	54	27	19	298	8.1



#13 TOMMY CORCHIANI

SOPHOMORE | GUARD | 6'3" | 180 | 1 LETTER

RALEIGH, N.C./RAVENS CROFT

SEASON NOTABLES

- > Saw action in five contests during rookie season
- > Saw action in opener at Wofford (Nov. 10)
- > Collected a pair of rebounds in two minutes vs. Limestone (Dec. 27)

CORCHIANI'S CAREER HIGHS

Points

Career -

Season -

Field Goals

Career -

Season -

Field Goal Attempts

Career -

Season -

3-Point Field Goals

Career -

Season -

3-Point Field Goal Attempts

Career -

Season -

Free Throws

Career -

Season -

Free Throw Attempts

Career -

Season -

Rebounds

Career 2, vs. Limestone (Dec. 27, 2017)

Season 2, vs. Limestone (Dec. 27, 2017)

Assists

Career -

Season -

Blocks

Career -

Season -

Steals

Career -

Season -

Minutes

Career 4, vs. Auburn (Jan. 24, 2017)

Season 2, vs. Limestone (Dec. 27, 2017)

2017-18 GAME-BY-GAME STATS

Opponent	Date	GS	Min	FG-FGA	Pct	3FG-FGA	Pct	FT-FTA	Pct	Off	Def	Tot	Avg	PF	FO	A	TO	Blk	Stl	Pts	Avg
at Wofford	11/10	-	1	0-0	.000	0-0	.000	0-0	.000	0	0	0	0.0	0	0	0	0	0	0	0	0.0
Western Michigan	11/13	-	-	-	-	-	-	-	-	DNP Coaches Decision		-	0.0	-	-	-	-	-	-	-	0.0
vs. Illinois State	11/16	-	-	-	-	-	-	-	-	DNP Coaches Decision		-	0.0	-	-	-	-	-	-	-	0.0
vs. UTEP	11/17	-	-	-	-	-	-	-	-	DNP Coaches Decision		-	0.0	-	-	-	-	-	-	-	0.0
vs. Western Michigan	11/19	-	-	-	-	-	-	-	-	DNP Coaches Decision		-	0.0	-	-	-	-	-	-	-	0.0
at FIU	11/27	-	-	-	-	-	-	-	-	DNP Coaches Decision		-	0.0	-	-	-	-	-	-	-	0.0
vs. Temple	11/30	-	-	-	-	-	-	-	-	DNP Coaches Decision		-	0.0	-	-	-	-	-	-	-	0.0
UMass	12/2	-	-	-	-	-	-	-	-	DNP Coaches Decision		-	0.0	-	-	-	-	-	-	-	0.0
Wyoming	12/6	-	-	-	-	-	-	-	-	DNP Coaches Decision		-	0.0	-	-	-	-	-	-	-	0.0
Coastal Carolina	12/9	-	-	-	-	-	-	-	-	DNP Coaches Decision		-	0.0	-	-	-	-	-	-	-	0.0
at Clemson	12/19	-	-	-	-	-	-	-	-	DNP Coaches Decision		-	0.0	-	-	-	-	-	-	-	0.0
Limestone	12/27	-	2	0-0	.000	0-0	.000	0-0	.000	0	2	2	1.0	0	0	0	0	0	0	0	0.0
at Ole Miss	12/31	-	-	-	-	-	-	-	-	DNP Coaches Decision		-	0.0	-	-	-	-	-	-	-	0.0
Missouri	1/3	-	-	-	-	-	-	-	-	-	-	-	-	-	-	-	-	-	-	-	-
Vanderbilt	1/6	-	-	-	-	-	-	-	-	-	-	-	-	-	-	-	-	-	-	-	-
at Alabama	1/9	-	-	-	-	-	-	-	-	-	-	-	-	-	-	-	-	-	-	-	-
at Georgia	1/13	-	-	-	-	-	-	-	-	-	-	-	-	-	-	-	-	-	-	-	-
Kentucky	1/16	-	-	-	-	-	-	-	-	-	-	-	-	-	-	-	-	-	-	-	-
Tennessee	1/20	-	-	-	-	-	-	-	-	-	-	-	-	-	-	-	-	-	-	-	-
at Florida	1/24	-	-	-	-	-	-	-	-	-	-	-	-	-	-	-	-	-	-	-	-
Texas Tech	1/27	-	-	-	-	-	-	-	-	-	-	-	-	-	-	-	-	-	-	-	-
Miss. State	1/31	-	-	-	-	-	-	-	-	-	-	-	-	-	-	-	-	-	-	-	-
at Texas A&M	2/3	-	-	-	-	-	-	-	-	-	-	-	-	-	-	-	-	-	-	-	-
at Arkansas	2/6	-	-	-	-	-	-	-	-	-	-	-	-	-	-	-	-	-	-	-	-
Florida	2/10	-	-	-	-	-	-	-	-	-	-	-	-	-	-	-	-	-	-	-	-
at Tennessee	2/13	-	-	-	-	-	-	-	-	-	-	-	-	-	-	-	-	-	-	-	-
Auburn	2/17	-	-	-	-	-	-	-	-	-	-	-	-	-	-	-	-	-	-	-	-
Georgia	2/21	-	-	-	-	-	-	-	-	-	-	-	-	-	-	-	-	-	-	-	-
at Miss. State	2/24	-	-	-	-	-	-	-	-	-	-	-	-	-	-	-	-	-	-	-	-
LSU	2/28	-	-	-	-	-	-	-	-	-	-	-	-	-	-	-	-	-	-	-	-
at Auburn	3/3	-	-	-	-	-	-	-	-	-	-	-	-	-	-	-	-	-	-	-	-
vs. SEC Tourn.	3/7-11	-	-	-	-	-	-	-	-	-	-	-	-	-	-	-	-	-	-	-	-
vs. NCAA Tourn.	3/15-4/2	-	-	-	-	-	-	-	-	-	-	-	-	-	-	-	-	-	-	-	-

CAREER STATISTICS

Season	GP-GS	Min	Avg	FG	FGA	Pct	3FG	3FGA	Pct	FT	FTA	Pct	Off	Def	Tot	Avg	PF	FO	Ast	TO	Blk	Stl	Pts	Avg
2016-17	5-0	11	2.2	0	0	.000	0	0	.000	0	0	.000	0	1	1	0.2	4	0	0	1	0	0	0	0.0
2017-18	2-0	3	1.5	0	0	.000	0	0	.000	0	0	.000	0	2	2	1.0	0	0	0	0	0	0	0	0.0
Totals	7-0	14	2.0	0	0	.000	0	0	.000	0	0	.000	0	3	3	0.4	4	0	0	1	0	0	0	0.0

(SEC ONLY)

Season	GP-GS	Min	Avg	FG	FGA	Pct	3FG	3FGA	Pct	FT	FTA	Pct	Off	Def	Tot	Avg	PF	FO	Ast	TO	Blk	Stl	Pts	Avg
2017	2-0	6	3.0	0	0	.000	0	0	.000	0	0	.000	0	0	0	0.0	1	0	0	0	0	0	0	0.0



#12 KHADIM GUEYE

SOPHOMORE | FORWARD | 7'0" | 248 | 1 LETTER

DAKAR, SENEGAL/VICTORY ROCK PREP

SEASON NOTABLES

- > Saw action in 28 games last season
- > Scored three points with a block in exhibition vs. Erskine (Oct. 30), and posted two points with two rebounds in Hoops 4 Hurricane Relief exhibition vs. Virginia Tech (Nov. 5)
- > Saw 10 minutes of action in opener at Wofford (Nov. 10), pulling down four rebounds
- > Played seven minutes and notched one rebound in win at FIU (Nov. 27)
- > Pulled down a rebound with one steal vs. Limestone (Dec. 27)

GUEYE'S CAREER HIGHS

Points

Career 6, vs. SC State (Nov. 18, 2016)

Season -

Field Goals

Career 2, vs. Lander (Dec. 27, 2016)

Season -

Field Goal Attempts

Career 3, twice, last vs. Lander (Dec. 27, 2016)

Season -

3-Point Field Goals

Career -

Season -

3-Point Field Goal Attempts

Career -

Season -

Free Throws

Career 4, vs. SC State (Nov. 18, 2016)

Season -

Free Throw Attempts

Career 4, vs. SC State (Nov. 18, 2016)

Season -

Rebounds

Career 5, vs. SC State (Nov. 18, 2016)

Season 4, at Wofford (Nov. 10, 2017)

Assists

Career 1, twice, last vs. Georgia (Feb. 4, 2017)

Season -

Blocks

Career 2, twice, last vs. Lander (Dec. 27, 2016)

Season -

Steals

Career 1, 3x, last vs. Limestone (Dec. 27, 2017)

Season 1, vs. Limestone (Dec. 27, 2017)

Minutes

Career 18, vs. Lander (Dec. 27, 2016)

Season 10, at Wofford (Nov. 10, 2017)

SUPERLATIVES

'17-18 Season Career
Team high blocks* - 2

* led or shared team lead

2017-18 GAME-BY-GAME STATS

Opponent	Date	GS	Min	FG-FGA	Pct	3FG-FGA	Pct	FT-FTA	Pct	Off	Def	Tot	Avg	PF	FO	A	TO	Blk	Stl	Pts	Avg
at Wofford	11/10	-	10	0-0	.000	0-0	.000	0-0	.000	2	2	4	4.0	2	0	0	2	0	0	0	0.0
Western Michigan	11/13	-	4	0-0	.000	0-0	.000	0-0	.000	0	0	0	2.0	0	0	0	0	0	0	0	0.0
vs. Illinois State	11/16	-	5	0-0	.000	0-0	.000	0-0	.000	1	0	0	1.3	1	0	0	0	0	0	0	0.0
vs. UTTEP	11/17	-	2	0-0	.000	0-0	.000	0-0	.000	0	0	0	1.0	1	0	0	0	0	0	0	0.0
vs. Western Michigan	11/19	-	-	-	-	-	-	-	DNP Coaches Decision	-	-	-	1.0	-	-	-	-	-	-	-	0.0
at FIU	11/27	-	7	0-0	.000	0-0	.000	0-0	.000	1	0	1	1.0	2	0	0	2	0	0	0	0.0
vs. Temple	11/30	-	-	-	-	-	-	-	DNP Coaches Decision	-	-	-	1.0	-	-	-	-	-	-	-	0.0
UMass	12/2	-	-	-	-	-	-	-	DNP Coaches Decision	-	-	-	1.0	-	-	-	-	-	-	-	0.0
Wyoming	12/6	-	-	-	-	-	-	-	DNP Coaches Decision	-	-	-	1.0	-	-	-	-	-	-	-	0.0
Coastal Carolina	12/9	-	-	-	-	-	-	-	DNP Coaches Decision	-	-	-	1.0	-	-	-	-	-	-	-	0.0
at Clemson	12/19	-	-	-	-	-	-	-	DNP Coaches Decision	-	-	-	1.0	-	-	-	-	-	-	-	0.0
Limestone	12/27	-	9	0-0	.000	0-0	.000	0-0	.000	0	1	1	1.0	2	0	0	0	0	1	0	0.0
at Ole Miss	12/31	-	4	0-0	.000	0-0	.000	0-0	.000	0	0	0	0.9	0	0	0	0	0	0	0	0.0
Missouri	1/3																				
Vanderbilt	1/6																				
at Alabama	1/9																				
at Georgia	1/13																				
Kentucky	1/16																				
Tennessee	1/20																				
at Florida	1/24																				
Texas Tech	1/27																				
Miss. State	1/31																				
at Texas A&M	2/3																				
at Arkansas	2/6																				
Florida	2/10																				
at Tennessee	2/13																				
Auburn	2/17																				
Georgia	2/21																				
at Miss. State	2/24																				
LSU	2/28																				
at Auburn	3/3																				
vs. SEC Tourn.	3/7-11																				
vs. NCAA Tourn.	3/15-4/2																				

CAREER STATISTICS

Season	GP-GS	Min	Avg	FG	FGA	Pct	3FG	3FGA	Pct	FT	FTA	Pct	Off	Def	Tot	Avg	PF	FO	Ast	TO	Blk	Stl	Pts	Avg
2016-17	28-0	198	7.1	3	12	.250	0	0	.000	5	8	.625	8	18	26	0.9	41	0	2	10	7	2	11	0.4
2017-18	7-0	41	5.9	0	0	.000	0	0	.000	0	0	.000	3	3	6	0.9	8	0	0	4	0	1	0	0.0
Totals	35-0	239	6.8	3	12	.250	0	0	.000	5	8	.625	11	21	32	0.9	49	0	2	14	7	3	11	0.3

(SEC ONLY)

Season	GP-GS	Min	Avg	FG	FGA	Pct	3FG	3FGA	Pct	FT	FTA	Pct	Off	Def	Tot	Avg	PF	FO	Ast	TO	Blk	Stl	Pts	Avg
2017	14-0	77	5.5	0	2	.000	0	0	.000	0	0	.000	2	7	9	0.6	16	0	1	5	1	1	0	0.0
2018	1-0	4	4.0	0	0	.000	0	0	.000	0	0	.000	0	0	0	0.0	0	0	0	0	0	0	0	0.0
Totals	15-0	81	5.4	0	2	.000	0	0	.000	0	0	.000	2	7	9	0.6	16	0	1	5	1	1	0	0.0



#23 EVAN HINSON

SOPHOMORE | GUARD | 6'4" | 240 | 1 LETTER

DELTONA, FLA./DELTONA

SEASON NOTABLES

- > Also a member of the Gamecock football team, and will join the basketball squad following the end of the football season
- > Saw action in eight contests last season, scoring a season best four points in SEC Tournament action vs. Alabama
- > Dressed for the first time in the 2017-18 season vs. UMASS (Dec. 2) but did not log any minutes
- > Saw first action of the season in win vs. Wyoming (Dec. 6), played two minutes off the bench but did not score
- > Played five minutes off the bench and scored three points in win vs. Coastal Carolina (Dec. 9)

HINSON'S CAREER HIGHS

Points

Career 4, vs. Alabama (March 10, 2017)
Season 3, vs. Coastal Carolina (Dec. 9, 2017)

Field Goals

Career 2, vs. Alabama (March 10, 2017)
Season 1, vs. Coastal Carolina (Dec. 9, 2017)

Field Goal Attempts

Career 4, vs. Alabama (March 10, 2017)
Season 2, vs. Coastal Carolina (Dec. 9, 2017)

3-Point Field Goals

Career 1, vs. Tennessee (Feb. 25, 2017)
Season -

3-Point Field Goal Attempts

Career 2, vs. Alabama (March 10, 2017)
Season -

Free Throws

Career 2, at LSU (Feb. 1, 2017)
Season 1, vs. Coastal Carolina (Dec. 9, 2017)

Free Throw Attempts

Career 2, 2x, last vs. Coastal Carolina (Dec. 9, 2017)
Season 2, vs. Coastal Carolina (Dec. 9, 2017)

Rebounds

Career 2, twice, last vs. Alabama (March 10, 2017)
Season -

Assists

Career 1, vs. Auburn (Jan. 24, 2017)
Season -

Blocks

Career -
Season -

Steals

Career 1, twice, last at LSU (Feb. 1, 2017)
Season -

Minutes

Career 5, 2x, last vs. Coastal Carolina (Dec. 9, 2017)
Season 5, vs. Coastal Carolina (Dec. 9, 2017)

2017-18 GAME-BY-GAME STATS

Opponent	Date	GS	Min	FG-FGA	Pct	3FG-FGA	Pct	FT-FTA	Pct	Off	Def	Tot	Avg	PF	FO	A	TO	Blk	Stl	Pts	Avg
at Wofford	11/10	-	-	-	-	-	-	-	-	-	-	-	-	-	-	-	-	-	-	-	-
Western Michigan	11/13	-	-	-	-	-	-	-	-	-	-	-	-	-	-	-	-	-	-	-	-
vs. Illinois State	11/16	-	-	-	-	-	-	-	-	-	-	-	-	-	-	-	-	-	-	-	-
vs. UTEP	11/17	-	-	-	-	-	-	-	-	-	-	-	-	-	-	-	-	-	-	-	-
vs. Western Michigan	11/19	-	-	-	-	-	-	-	-	-	-	-	-	-	-	-	-	-	-	-	-
at FIU	11/27	-	-	-	-	-	-	-	-	-	-	-	-	-	-	-	-	-	-	-	-
vs. Temple	11/30	-	-	-	-	-	-	-	-	-	-	-	-	-	-	-	-	-	-	-	-
UMass	12/2	-	-	-	-	-	-	-	-	-	-	-	-	-	-	-	-	-	-	-	-
Wyoming	12/6	-	2	0-0	.000	0-0	.000	0-0	.000	0	0	0	0.0	-	-	-	-	-	-	-	0.0
Coastal Carolina	12/9	-	5	1-2	.500	0-0	.000	1-2	.500	0	0	0	0.0	1	0	0	1	0	0	3	1.5
at Clemson	12/19	-	2	0-0	.000	0-0	.000	0-0	.000	0	0	0	0.0	2	0	0	0	0	0	0	1.0
Limestone	12/27	-	-	-	-	-	-	-	-	-	-	-	-	-	-	-	-	-	-	-	-
at Ole Miss	12/31	-	-	-	-	-	-	-	-	-	-	-	-	-	-	-	-	-	-	-	-
Missouri	1/3	-	-	-	-	-	-	-	-	-	-	-	-	-	-	-	-	-	-	-	-
Vanderbilt	1/6	-	-	-	-	-	-	-	-	-	-	-	-	-	-	-	-	-	-	-	-
at Alabama	1/9	-	-	-	-	-	-	-	-	-	-	-	-	-	-	-	-	-	-	-	-
at Georgia	1/13	-	-	-	-	-	-	-	-	-	-	-	-	-	-	-	-	-	-	-	-
Kentucky	1/16	-	-	-	-	-	-	-	-	-	-	-	-	-	-	-	-	-	-	-	-
Tennessee	1/20	-	-	-	-	-	-	-	-	-	-	-	-	-	-	-	-	-	-	-	-
at Florida	1/24	-	-	-	-	-	-	-	-	-	-	-	-	-	-	-	-	-	-	-	-
Texas Tech	1/27	-	-	-	-	-	-	-	-	-	-	-	-	-	-	-	-	-	-	-	-
Miss. State	1/31	-	-	-	-	-	-	-	-	-	-	-	-	-	-	-	-	-	-	-	-
at Texas A&M	2/3	-	-	-	-	-	-	-	-	-	-	-	-	-	-	-	-	-	-	-	-
at Arkansas	2/6	-	-	-	-	-	-	-	-	-	-	-	-	-	-	-	-	-	-	-	-
Florida	2/10	-	-	-	-	-	-	-	-	-	-	-	-	-	-	-	-	-	-	-	-
at Tennessee	2/13	-	-	-	-	-	-	-	-	-	-	-	-	-	-	-	-	-	-	-	-
Auburn	2/17	-	-	-	-	-	-	-	-	-	-	-	-	-	-	-	-	-	-	-	-
Georgia	2/21	-	-	-	-	-	-	-	-	-	-	-	-	-	-	-	-	-	-	-	-
at Miss. State	2/24	-	-	-	-	-	-	-	-	-	-	-	-	-	-	-	-	-	-	-	-
LSU	2/28	-	-	-	-	-	-	-	-	-	-	-	-	-	-	-	-	-	-	-	-
at Auburn	3/3	-	-	-	-	-	-	-	-	-	-	-	-	-	-	-	-	-	-	-	-
vs. SEC Tourn.	3/7-11	-	-	-	-	-	-	-	-	-	-	-	-	-	-	-	-	-	-	-	-
vs. NCAA Tourn.	3/15-4/2	-	-	-	-	-	-	-	-	-	-	-	-	-	-	-	-	-	-	-	-

CAREER STATISTICS

Season	GP-GS	Min	Avg	FG	FGA	Pct	3FG	3FGA	Pct	FT	FIA	Pct	Off	Def	Tot	Avg	PF	FO	Ast	TO	Blk	Stl	Pts	Avg
2016-17	8-0	21	2.6	3	8	.375	1	5	.200	2	2	1.000	2	3	5	0.6	3	0	1	0	0	2	9	1.1
2017-18	3-0	9	3.0	1	2	.500	0	0	.000	1	2	.500	0	0	0	0.0	4	0	0	1	0	0	3	1.0
Totals	11-0	30	2.7	4	10	.400	1	5	.200	3	4	.750	2	3	5	0.5	7	0	1	1	0	2	12	1.1

(SEC ONLY)

Season	GP-GS	Min	Avg	FG	FGA	Pct	3FG	3FGA	Pct	FT	FIA	Pct	Off	Def	Tot	Avg	PF	FO	Ast	TO	Blk	Stl	Pts	Avg
2017	5-0	13	2.6	1	4	.250	1	3	.333	2	2	1.000	0	3	3	0.6	3	0	1	0	0	2	5	1.0



#21 MAIK KOTSAR

SOPHOMORE | FORWARD | 6'10" | 260 | 1 LETTER

TALLIN, ESTONIA/SUNRISE CHRISTIAN ACADEMY

SEASON NOTABLES

- > Led the Gamecocks with 13 points, including 10 in the second half, in opener at Wofford (Nov. 10); also dished a team high four assists vs. the Terriers
- > Scored 10 points and pulled down six rebounds in win vs. Western Michigan (Nov. 13); also has two steals, one block and an assist
- > Tallied season-high 14 points on 6-of-10 shooting in team's blowout victory over UTEP (Nov. 17), led the team with two steals in the contest, also hit first career 3-pointer in the game
- > Had two steals, four rebounds and six points in win vs. Western Michigan in final game of Puerto Rico Tip-Off (Nov. 19), fourth-straight game with multiple steals
- > Matched career-high with 16 points in road win at FIU (Nov. 27), set career-highs for field goals made (8) and assists (6), also had three steals in 33 minutes
- > Had 12 points thanks to a pair of 3s in the first half in loss vs. Temple (Nov. 30) at Madison Square Garden
- > Had season-high eight rebounds to go alongside eight points in win vs. UMass (Dec. 2, 2017)
- > 13 points, four rebounds and a pair of blocks in home win over Limestone (Dec. 27)

SUPERLATIVES

	'17-18 Season	Career
Double-figure scoring	6	15
Double-doubles	-	1
3+ steals	2	4
Team high scoring*	1	2
Team high rebounding*	-	9
Team high blocks*	4	10

* led or shared team lead

KOTSAR'S CAREER HIGHS

Points

Career 16, 2x, last at FIU (Nov. 27, 2017)

Season 16, at FIU (Nov. 27, 2017)

Field Goals

Career 8, at FIU (Nov. 27, 2017)

Season 8, at FIU (Nov. 27, 2017)

Field Goal Attempts

Career 13, 2x, last at FIU (Nov. 27, 2017)

Season 13, at FIU (Nov. 27, 2017)

3-Point Field Goals

Career 2, vs. Temple (Nov. 30, 2017)

Season 2, vs. Temple (Nov. 30, 2017)

3-Point Field Goal Attempts

Career 2, 3x, last vs. Temple (Nov. 30, 2017)

Season 2, 3x, last vs. Temple (Nov. 30, 2017)

Free Throws

Career 4, vs. Auburn (Jan. 24, 2017)

Season 3, at Wofford (Nov. 10, 2017)

Free Throw Attempts

Career 7, vs. Auburn (Jan. 24, 2017)

Season 6, vs. Western Michigan (Nov. 13, 2017)

Rebounds

Career 11, vs. Lander (Dec. 27, 2016)

Season 8, vs. UMass (Dec. 2, 2017)

Assists

Career 6, at FIU (Nov. 27, 2017)

Season 6, at FIU (Nov. 27, 2017)

Blocks

Career 2, 7x, last vs. Limestone (Dec. 27, 2017)

Season 2, 2x, last vs. Limestone (Dec. 27, 2017)

Steals

Career 4, vs. FIU (Dec. 4, 2016)

Season 3, 2x, last vs. Temple (Dec. 2, 2017)

Minutes

Career 36, vs. Florida (March 26, 2017)

Season 33, at FIU (Nov. 27, 2017)

2017-18 GAME-BY-GAME STATS

Opponent	Date	GS	Min	FG-FGA	Pct	3FG-FGA	Pct	FT-FTA	Pct	Off	Def	Tot	Avg	PF	FO	A	TO	Blk	Stl	Pts	Avg
at Wofford	11/10	*	25	5-10	.500	0-1	.000	3-4	.750	2	1	3	3.0	3	0	4	1	0	1	13	13.0
Western Michigan	11/13	*	29	4-10	.400	0-2	.000	2-6	.333	3	3	6	4.5	2	0	1	2	1	2	10	11.5
vs. Illinois State	11/16	*	22	3-6	.500	0-0	.000	1-2	.500	2	4	6	5.0	5	1	1	4	0	2	7	10.0
vs. UTEP	11/17	*	20	6-10	.600	1-2	.500	1-2	.500	1	1	2	4.3	3	0	0	0	0	2	14	11.0
vs. Western Michigan	11/19	*	29	3-7	.429	0-0	.000	0-3	.000	1	3	4	4.2	3	0	0	1	1	2	6	10.0
at FIU	11/27	*	33	8-13	.615	0-1	.000	0-1	.000	3	3	6	4.5	1	0	6	1	1	3	16	11.0
vs. Temple	11/30	*	32	5-7	.714	2-2	1.000	0-0	.000	3	0	3	4.3	4	0	2	2	0	1	12	11.1
UMass	12/2	*	24	4-8	.500	0-1	.000	0-3	.000	3	5	8	4.8	4	0	1	1	0	3	8	10.8
Wyoming	12/6	*	30	3-8	.375	0-1	.000	0-3	.000	0	4	4	4.7	2	0	2	3	0	1	6	10.2
Coastal Carolina	12/9	*	30	3-7	.429	0-0	.000	0-0	.000	2	2	4	4.6	1	0	2	0	1	0	6	9.8
at Clemson	12/19	*	32	3-5	.600	0-0	.000	0-0	.000	1	5	6	4.7	1	0	0	1	2	1	6	9.5
Limestone	12/27	*	26	6-10	.600	0-0	.000	1-1	1.000	3	1	4	4.7	3	0	0	3	2	0	13	9.8
at Ole Miss	12/31	*	31	0-7	.000	0-1	.000	2-3	.666	0	4	4	4.6	3	0	2	4	1	0	2	9.2
Missouri	1/3																				
Vanderbilt	1/6																				
at Alabama	1/9																				
at Georgia	1/13																				
Kentucky	1/16																				
Tennessee	1/20																				
at Florida	1/24																				
Texas Tech	1/27																				
Miss. State	1/31																				
at Texas A&M	2/3																				
at Arkansas	2/6																				
Florida	2/10																				
at Tennessee	2/13																				
Auburn	2/17																				
Georgia	2/21																				
at Miss. State	2/24																				
LSU	2/28																				
at Auburn	3/3																				
vs. SEC Tourn.	3/7-11																				
vs. NCAA Tourn.	3/15-4/2																				

CAREER STATISTICS

Season	GP-GS	Min	Avg	FG	FGA	Pct	3FG	3FGA	Pct	FT	FIA	Pct	Off	Def	Tot	Avg	PF	FO	Ast	TO	Blk	Stl	Pts	Avg
2016-17	37-33	895	24.2	97	198	.490	0	0	.000	21	53	.396	72	104	176	4.8	117	5	26	44	14	27	215	5.8
2017-18	13-13	363	27.9	53	108	.491	3	11	.273	10	28	.357	24	36	60	4.6	35	1	21	23	9	18	119	9.2
Totals	50-46	1258	25.2	150	306	.490	3	11	.273	31	81	.383	96	140	236	4.7	152	6	47	67	23	45	334	6.7

(SEC ONLY)

Season	GP-GS	Min	Avg	FG	FGA	Pct	3FG	3FGA	Pct	FT	FIA	Pct	Off	Def	Tot	Avg	PF	FO	Ast	TO	Blk	Stl	Pts	Avg
2017	18-15	417	23.2	32	79	.405	0	0	.000	11	29	.379	32	51	83	4.6	63	3	10	26	9	8	75	4.2
2018	1-1	31	31.0	0	7	.000	0	1	.000	2	3	.666	0	4	4	4.0	3	0	2	4	1	0	2	2.0
Totals	19-16	448	.23.6	32	86	.372	0	1	.000	13	32	.406	32	55	87	4.6	66	3	12	30	10	8	77	4.1



#25 CHRISTIAN SCHMITT

SOPHOMORE | GUARD | 6'0" | 180 | 1 LETTER

MARS, PA. | MARS AREA HIGH SCHOOL

SEASON NOTABLES

- > Saw action in five games during rookie season
- > Logged one minute of playing time in team's home opener victory over Western Michigan (Nov. 13)
- > Played three minutes in the team's victory over UTEP (Nov. 17)
- > Saw action vs. Limestone (Dec. 27)

SCHMITT'S CAREER HIGHS

Points

Career -

Season -

Field Goals

Career -

Season -

Field Goal Attempts

Career 1, 3x, last vs. Limestone (Dec. 27, 2017)

Season 1, 2x, last vs. Limestone (Dec. 27, 2017)

3-Point Field Goals

Career -

Season -

3-Point Field Goal Attempts

Career 1, 2x, last vs. UTEP (Nov. 17, 2017)

Season 1, vs. UTEP (Nov. 17, 2017)

Free Throws

Career -

Season -

Free Throw Attempts

Career -

Season -

Rebounds

Career -

Season -

Assists

Career -

Season -

Blocks

Career -

Season -

Steals

Career -

Season -

Minutes

Career 3, 2x, last vs. UTEP (Nov. 17, 2017)

Season 2, vs. Limestone (Dec. 27, 2017)

2017-18 GAME-BY-GAME STATS

Opponent	Date	GS	Min	FG-FGA	Pct	3FG-FGA	Pct	FT-FTA	Pct	Off	Def	Tot	Avg	PF	FO	A	TO	Blk	Stl	Pts	Avg
at Wolford	11/10	-	-	-	-	-	-	-DNP - Coaches Decision	-	-	-	-	-	-	-	-	-	-	-	-	-
Western Michigan	11/13	-	1	0-0	.000	0-0	.000	0-0	.000	0	0	0	0.0	0	0	0	0	0	0	0	0.0
vs. Illinois State	11/16	-	-	-	-	-	-	-DNP Coaches Decision-	-	-	-	-	-	-	-	-	-	-	-	-	-
vs. UTEP	11/17	-	3	0-1	.000	0-1	.000	0-0	.000	0	0	0	0.0	0	0	0	0	0	0	0	0.0
vs. Western Michigan	11/19	-	-	-	-	-	-	-DNP Coaches Decision-	-	-	-	-	-	-	-	-	-	-	-	-	-
at FIU	11/27	-	-	-	-	-	-	-DNP Coaches Decision-	-	-	-	-	-	-	-	-	-	-	-	-	-
vs. Temple	11/30	-	-	-	-	-	-	-DNP Coaches Decision-	-	-	-	-	-	-	-	-	-	-	-	-	-
UMass	12/2	-	-	-	-	-	-	-DNP Coaches Decision-	-	-	-	-	-	-	-	-	-	-	-	-	-
Wyoming	12/6	-	-	-	-	-	-	-DNP Coaches Decision-	-	-	-	-	-	-	-	-	-	-	-	-	-
Coastal Carolina	12/9	-	-	-	-	-	-	-DNP Coaches Decision-	-	-	-	-	-	-	-	-	-	-	-	-	-
at Clemson	12/19	-	-	-	-	-	-	-DNP Coaches Decision-	-	-	-	-	-	-	-	-	-	-	-	-	-
Limestone	12/27	-	2	0-1	.000	0-1	.000	0-0	.000	0	0	0	0.0	0	0	0	0	0	0	0	0.0
at Ole Miss	12/31	-	-	-	-	-	-	-DNP Coaches Decision-	-	-	-	-	-	-	-	-	-	-	-	-	-
Missouri	1/3	-	-	-	-	-	-	-	-	-	-	-	-	-	-	-	-	-	-	-	-
Vanderbilt	1/6	-	-	-	-	-	-	-	-	-	-	-	-	-	-	-	-	-	-	-	-
at Alabama	1/9	-	-	-	-	-	-	-	-	-	-	-	-	-	-	-	-	-	-	-	-
at Georgia	1/13	-	-	-	-	-	-	-	-	-	-	-	-	-	-	-	-	-	-	-	-
Kentucky	1/16	-	-	-	-	-	-	-	-	-	-	-	-	-	-	-	-	-	-	-	-
Tennessee	1/20	-	-	-	-	-	-	-	-	-	-	-	-	-	-	-	-	-	-	-	-
at Florida	1/24	-	-	-	-	-	-	-	-	-	-	-	-	-	-	-	-	-	-	-	-
Texas Tech	1/27	-	-	-	-	-	-	-	-	-	-	-	-	-	-	-	-	-	-	-	-
Miss. State	1/31	-	-	-	-	-	-	-	-	-	-	-	-	-	-	-	-	-	-	-	-
at Texas A&M	2/3	-	-	-	-	-	-	-	-	-	-	-	-	-	-	-	-	-	-	-	-
at Arkansas	2/6	-	-	-	-	-	-	-	-	-	-	-	-	-	-	-	-	-	-	-	-
Florida	2/10	-	-	-	-	-	-	-	-	-	-	-	-	-	-	-	-	-	-	-	-
at Tennessee	2/13	-	-	-	-	-	-	-	-	-	-	-	-	-	-	-	-	-	-	-	-
Auburn	2/17	-	-	-	-	-	-	-	-	-	-	-	-	-	-	-	-	-	-	-	-
Georgia	2/21	-	-	-	-	-	-	-	-	-	-	-	-	-	-	-	-	-	-	-	-
at Miss. State	2/24	-	-	-	-	-	-	-	-	-	-	-	-	-	-	-	-	-	-	-	-
LSU	2/28	-	-	-	-	-	-	-	-	-	-	-	-	-	-	-	-	-	-	-	-
at Auburn	3/3	-	-	-	-	-	-	-	-	-	-	-	-	-	-	-	-	-	-	-	-
vs. SEC Tourn.	3/7-11	-	-	-	-	-	-	-	-	-	-	-	-	-	-	-	-	-	-	-	-
vs. NCAA Tourn.	3/15-4/2	-	-	-	-	-	-	-	-	-	-	-	-	-	-	-	-	-	-	-	-

CAREER STATISTICS

Season	GP-GS	Min	Avg	FG	FGA	Pct	3FG	3FGA	Pct	FT	FIA	Pct	Off	Def	Tot	Avg	PF	FO	Ast	TO	Blk	Stl	Pts	Avg
2016-17	5-0	7	1.4	0	1	.000	0	1	.000	0	0	.000	0	0	0	0.0	1	0	0	2	0	0	0	0.0
2017-18	3-0	6	2.0	0	2	.000	0	2	.000	0	0	.000	0	0	0	0.0	0	0	0	0	0	0	0	0.0
Totals	8-0	13	1.7	0	3	.000	0	3	.000	0	0	.000	0	0	0	0.0	1	0	0	2	0	0	0	0.0

(SEC ONLY)

Season	GP-GS	Min	Avg	FG	FGA	Pct	3FG	3FGA	Pct	FT	FIA	Pct	Off	Def	Tot	Avg	PF	FO	Ast	TO	Blk	Stl	Pts	Avg
2017	1-0	1	1.0	0	0	.000	0	0	.000	0	0	.000	0	0	0	0.0	0	0	0	0	0	0	0	0.0



#0 DAVID BEATTY

FRESHMAN | GUARD | 6'2" | 205 | HS

PHILADELPHIA, PA. | IMHOTEP INSTITUTE CHARTER H.S.

SEASON NOTABLES

- > Scored eight points with three rebounds in exhibition vs. Erskine (Oct. 30)
- > Tallied six points, hitting a pair of 3s, with two assists in Gamecock debut at Wofford (Nov. 10)
- > Scored seven points, adding two assists and a steal in home opener win over Western Michigan (Nov. 13)
- > Played 15 minutes off the bench with seven points and two rebounds in loss vs. Illinois State (Nov. 16)
- > Matched season-high with two assists in 16 minutes of action vs. UTEP (Nov. 17)
- > Scored career-high 13 points in loss vs. Temple (Nov. 30, 2017) at Madsion Square Garden, played a career-high 23 minutes off the bench and went 6-for-11 from the floor
- > Season high 16 points, hitting 6-of-11 attempts from the field, including a 3, in home win over Limestone (Dec. 27); also three assists vs. the Saints
- > Played season-high 33 minutes off the bench in loss at Ole Miss (Dec. 31), had solid all-around game scoring nine points with six rebounds (career high), two assists and two steals

BEATTY'S SEASON HIGHS

Points

16, vs. Limestone (Dec. 27, 2017)

Field Goals

6, twice, last vs. Limestone (Dec. 27, 2017)

Field Goal Attempts

11, twice, last vs. Limestone (Dec. 27, 2017)

3-Point Field Goals

2, at Wofford (Nov. 10, 2017)

3-Point Field Goal Attempts

5, vs. Temple (Nov. 30, 2017)

Free Throws

3, vs. Limestone (Dec. 27, 2017)

Free Throw Attempts

5, vs. Limestone (Dec. 27, 2017)

Rebounds

6, at Ole Miss (Dec. 31, 2017)

Assists

3, vs. Limestone (Dec. 27, 2017)

Blocks

1, vs. Temple (Nov. 30, 2017)

Steals

2, at Ole Miss (Dec. 31, 2017)

Minutes

33, at Ole Miss (Dec. 31, 2017)

2017-18 GAME-BY-GAME STATS

Opponent	Date	GS	Min	FG-FGA	Pct	3FG-FGA	Pct	FT-FTA	Pct	Off	Def	Tot	Avg	PF	FO	A	TO	Blk	Stl	Pts	Avg
at Wofford	11/10	-	19	2-6	.333	2-4	.500	0-0	.000	0	0	0	0.0	2	0	2	1	0	0	6	6.0
Western Michigan	11/13	-	21	2-7	.286	1-2	.500	2-2	1.000	0	0	0	0.0	1	0	2	1	0	1	7	6.5
vs. Illinois State	11/16	-	15	2-6	.333	1-2	.500	2-2	1.000	0	2	2	0.6	5	1	0	0	0	0	7	6.7
vs. UTEP	11/17	-	16	1-5	.200	0-3	.000	0-0	.000	0	2	2	1.0	0	0	2	0	0	1	2	5.5
vs. Western Michigan	11/19	-	5	0-1	.000	0-1	.000	0-0	.000	1	0	1	1.0	2	0	1	1	0	0	0	4.0
at FIU	11/27	-	4	0-1	.000	0-1	.000	0-0	.000	0	0	0	0.8	0	0	0	0	0	0	0	3.7
vs. Temple	11/30	-	23	6-11	.545	1-5	.200	0-0	.000	0	0	0	0.7	3	0	2	1	1	1	13	5.0
UMass	12/2	-	6	0-1	.000	0-0	.000	0-0	.000	0	0	0	0.6	1	0	0	0	0	0	0	4.4
Wyoming	12/6	-	7	0-2	.000	0-1	.000	0-0	.000	0	1	1	0.7	2	0	1	1	0	0	0	3.9
Coastal Carolina	12/9	-	-	-	-	-	-	-	-	-	-	-	0.7	-	-	-	-	-	-	-	3.9
at Clemson	12/19	-	14	2-5	.400	0-2	.000	1-2	.500	0	0	0	0.6	1	0	0	0	0	1	5	4.0
Limestone	12/27	-	22	6-11	.545	1-3	.333	3-5	.600	1	1	2	0.7	4	0	3	1	0	0	16	5.1
at Ole Miss	12/31	-	33	4-10	.400	1-4	.250	0-1	.000	0	6	6	1.2	3	0	2	3	0	2	9	5.4
Missouri	1/3																				
Vanderbilt	1/6																				
at Alabama	1/9																				
at Georgia	1/13																				
Kentucky	1/16																				
Tennessee	1/20																				
at Florida	1/24																				
Texas Tech	1/27																				
Miss. State	1/31																				
at Texas A&M	2/3																				
at Arkansas	2/6																				
Florida	2/10																				
at Tennessee	2/13																				
Auburn	2/17																				
Georgia	2/21																				
at Miss. State	2/24																				
LSU	2/28																				
at Auburn	3/3																				
vs. SEC Tourn.	3/7-11																				
vs. NCAA Tourn.	3/15-4/2																				

CAREER STATISTICS

Season	GP-GS	Min	Avg	FG	FGA	Pct	3FG	3FGA	Pct	FT	FIA	Pct	Off	Def	Tot	Avg	PF	FO	Ast	TO	Blk	Stl	Pts	Avg
2017-18	12-0	184	15.3	25	66	.379	7	28	.250	8	12	.667	2	12	14	1.2	24	1	15	9	1	6	65	5.4

(SEC ONLY)

Season	GP-GS	Min	Avg	FG	FGA	Pct	3FG	3FGA	Pct	FT	FIA	Pct	Off	Def	Tot	Avg	PF	FO	Ast	TO	Blk	Stl	Pts	Avg
2018	1-0	33	33.0	4	10	.400	1	4	.250	0	1	.000	0	6	6	6.0	3	0	2	3	0	2	9	9.0



#33 JASON CUDD

FRESHMAN | FORWARD | 7'1" | 255 | HS

MYRTLE BEACH, S.C. | SOCASTEE

SEASON NOTABLES

- > Tallied three points with a pair of rebounds and a block in Hoops 4 Hurricane Relief exhibition vs. Virginia Tech (Nov. 5)
- > Saw action in opener at Wofford (Nov. 10)
- > Played two minutes in home-opening victory over MAC favorite Western Michigan (Nov. 13)
- > Scored first collegiate points after sinking a pair of free throws in win over UTEP (Nov. 17), also pulled down three rebounds in six minutes of work
- > Logged career-high nine minutes in win vs. UMass (Dec. 2), posted first collegiate assist in the contest
- > Played eight minutes vs. Limestone (Dec. 27), scoring season high four points with two rebounds

CUDD'S SEASON HIGHS

Points

4, vs. Limestone (Dec. 27, 2017)

Field Goals

2, vs. Limestone (Dec. 27, 2017)

Field Goal Attempts

3, vs. Limestone (Dec. 27, 2017)

3-Point Field Goals

-

3-Point Field Goal Attempts

-

Free Throws

2, 2x, last vs. Temple (Nov. 30, 2017)

Free Throw Attempts

2, 2x, last vs. Temple (Nov. 30, 2017)

Rebounds

3, vs. UTEP (Nov. 17, 2017)

Assists

1, vs. UMass (Dec. 2, 2017)

Blocks

-

Steals

-

Minutes

9, vs. UMass (Dec. 2, 2017)

2017-18 GAME-BY-GAME STATS

Opponent	Date	GS	Min	FG-FGA	Pct	3FG-FGA	Pct	FT-FTA	Pct	Off	Def	Tot	Avg	PF	FO	A	TO	Blk	Stl	Pts	Avg
at Wofford	11/10	-	1	0-0	.000	0-0	.000	0-0	.000	0	0	0	0.0	0	0	0	0	0	0	0	0.0
Western Michigan	11/13	-	2	0-0	.000	0-0	.000	0-0	.000	0	0	0	0.0	1	0	0	1	0	0	0	0.0
vs. Illinois State	11/16	-	-	-	-	-	-	-	-	-	-	-	-	-	-	-	-	-	-	-	-
vs. UTEP	11/17	-	6	0-1	.000	0-0	.000	2-2	1.000	1	2	3	1.0	3	0	0	0	0	0	2	0.5
vs. Western Michigan	11/19	-	-	-	-	-	-	-	-	-	-	-	-	-	-	-	-	-	-	-	-
at FIU	11/27	-	-	-	-	-	-	-	-	-	-	-	-	-	-	-	-	-	-	-	-
vs. Temple	11/30	-	1	0-0	.000	0-0	.000	2-2	1.000	0	1	1	1.0	0	0	0	0	0	0	2	1.0
UMass	12/2	-	9	0-0	.000	0-0	.000	0-0	.000	0	0	0	0.8	0	0	1	1	0	0	0	0.8
Wyoming	12/6	-	1	0-0	.000	0-0	.000	0-0	.000	0	0	0	0.7	0	0	0	0	0	0	0	0.7
Coastal Carolina	12/9	-	-	-	-	-	-	-	-	-	-	-	-	-	-	-	-	-	-	-	-
at Clemson	12/19	-	-	-	-	-	-	-	-	-	-	-	-	-	-	-	-	-	-	-	-
Limestone	12/27	-	8	2-3	.667	0-0	.000	0-0	.000	1	1	2	0.9	1	0	0	1	0	0	4	1.1
at Ole Miss	12/31	-	-	-	-	-	-	-	-	-	-	-	-	-	-	-	-	-	-	-	-
Missouri	1/3	-	-	-	-	-	-	-	-	-	-	-	-	-	-	-	-	-	-	-	-
Vanderbilt	1/6	-	-	-	-	-	-	-	-	-	-	-	-	-	-	-	-	-	-	-	-
at Alabama	1/9	-	-	-	-	-	-	-	-	-	-	-	-	-	-	-	-	-	-	-	-
at Georgia	1/13	-	-	-	-	-	-	-	-	-	-	-	-	-	-	-	-	-	-	-	-
Kentucky	1/16	-	-	-	-	-	-	-	-	-	-	-	-	-	-	-	-	-	-	-	-
Tennessee	1/20	-	-	-	-	-	-	-	-	-	-	-	-	-	-	-	-	-	-	-	-
at Florida	1/24	-	-	-	-	-	-	-	-	-	-	-	-	-	-	-	-	-	-	-	-
Texas Tech	1/27	-	-	-	-	-	-	-	-	-	-	-	-	-	-	-	-	-	-	-	-
Miss. State	1/31	-	-	-	-	-	-	-	-	-	-	-	-	-	-	-	-	-	-	-	-
at Texas A&M	2/3	-	-	-	-	-	-	-	-	-	-	-	-	-	-	-	-	-	-	-	-
at Arkansas	2/6	-	-	-	-	-	-	-	-	-	-	-	-	-	-	-	-	-	-	-	-
Florida	2/10	-	-	-	-	-	-	-	-	-	-	-	-	-	-	-	-	-	-	-	-
at Tennessee	2/13	-	-	-	-	-	-	-	-	-	-	-	-	-	-	-	-	-	-	-	-
Auburn	2/17	-	-	-	-	-	-	-	-	-	-	-	-	-	-	-	-	-	-	-	-
Georgia	2/21	-	-	-	-	-	-	-	-	-	-	-	-	-	-	-	-	-	-	-	-
at Miss. State	2/24	-	-	-	-	-	-	-	-	-	-	-	-	-	-	-	-	-	-	-	-
LSU	2/28	-	-	-	-	-	-	-	-	-	-	-	-	-	-	-	-	-	-	-	-
at Auburn	3/3	-	-	-	-	-	-	-	-	-	-	-	-	-	-	-	-	-	-	-	-
vs. SEC Tourn.	3/7-11	-	-	-	-	-	-	-	-	-	-	-	-	-	-	-	-	-	-	-	-
vs. NCAA Tourn.	3/15-4/2	-	-	-	-	-	-	-	-	-	-	-	-	-	-	-	-	-	-	-	-

CAREER STATISTICS

Season	GP-GS	Min	Avg	FG	FGA	Pct	3FG	3FGA	Pct	FT	FTA	Pct	Off	Def	Tot	Avg	PF	FO	Ast	TO	Blk	Stl	Pts	Avg
2017-18	7-0	28	4.0	2	4	.500	0	0	.000	4	4	1.000	2	4	6	0.9	5	0	1	3	0	0	8	1.1

(SEC ONLY)

Season	GP-GS	Min	Avg	FG	FGA	Pct	3FG	3FGA	Pct	FT	FTA	Pct	Off	Def	Tot	Avg	PF	FO	Ast	TO	Blk	Stl	Pts	Avg
2018																								



#14 IBRAHIM FAMOUKE DOUMBIA

FRESHMAN | FORWARD | 6'6" | 205 | HS

BAMA KO, MALI | MIAMI COUNTRY DAY SCHOOL

SEASON NOTABLES

- > Tallied four points and collected four rebounds with a block in exhibition vs. Erskine (Oct. 30), before adding two points with an assist in Hoops 4 Hurricane Relif exhibition vs. Virginia Tech (Nov. 5)
- > Saw action in opener at Wofford (Nov. 10), pulling down two rebounds in just two minutes
- > Played two minutes in team's home-opening victory over Western Michigan (Nov. 13)
- > Scored two points (first collegiate basket) in five minutes of action in loss vs. Illinois State (Nov. 16)
- > Saw action vs. Limestone (Dec. 27), pulling down a season high five rebounds in eight minutes of action

FAMOUKE DOUMBIA'S SEASON HIGHS

Points

2, vs. Illinois State (Nov. 16, 2017)

Field Goals

1, vs. Illinois State (Nov. 16, 2017)

Field Goal Attempts

4, vs. Limestone (Dec. 27, 2017)

3-Point Field Goals

-

3-Point Field Goal Attempts

-

Free Throws

-

Free Throw Attempts

-

Rebounds

8, vs. Limestone (Dec. 27, 2017)

Assists

-

Blocks

-

Steals

-

Minutes

5, vs. Illinois State (Nov. 16, 2017)

2017-18 GAME-BY-GAME STATS

Opponent	Date	GS	Min	FG-FGA	Pct	3FG-FGA	Pct	FT-FTA	Pct	Off	Def	Tot	Avg	PF	FO	A	TO	Blk	Stl	Pts	Avg
at Wofford	11/10	-	2	0-1	.000	0-0	.000	0-0	.000	0	2	2	2.0	0	0	0	0	0	0	0	0.0
Western Michigan	11/13	-	2	0-0	.000	0-0	.000	0-0	.000	0	0	0	1.0	0	0	0	0	0	0	0	0.0
vs. Illinois State	11/16	-	5	1-1	1.000	0-0	.000	0-0	.000	0	0	0	0.7	2	0	0	0	0	0	2	0.7
vs. UTEP	11/17	-	3	0-0	.000	0-0	.000	0-0	.000	0	0	0	0.5	1	0	0	0	0	0	0	0.5
vs. Western Michigan	11/19	-	-	-	-	-	-	DNP	Coaches Decision	-	-	-	0.5	-	-	-	-	-	-	-	0.5
at FIU	11/27	-	1	0-0	.000	0-0	.000	0-0	.000	0	0	0	0.4	0	0	0	0	0	0	0	0.4
vs. Temple	11/30	-	-	-	-	-	-	DNP	Coaches Decision	-	-	-	0.4	-	-	-	-	-	-	-	0.4
UMass	12/2	-	-	-	-	-	-	DNP	Coaches Decision	-	-	-	0.4	-	-	-	-	-	-	-	0.4
Wyoming	12/6	-	1	0-0	.000	0-0	.000	0-0	.000	0	1	1	0.5	0	0	0	0	0	0	0	0.3
Coastal Carolina	12/9	-	-	-	-	-	-	DNP	Coaches Decision	-	-	-	0.5	-	-	-	-	-	-	-	0.3
at Clemson	12/19	-	-	-	-	-	-	DNP	Coaches Decision	-	-	-	0.5	-	-	-	-	-	-	-	0.3
Limestone	12/27	-	8	0-4	.000	0-1	.000	0-0	.000	1	4	5	1.1	3	0	0	0	0	0	0	0.3
at Ole Miss	12/31	-	-	-	-	-	-	DNP	Coaches Decision	-	-	-	1.1	-	-	-	-	-	-	-	0.3
Missouri	1/3	-	-	-	-	-	-	-	-	-	-	-	-	-	-	-	-	-	-	-	-
Vanderbilt	1/6	-	-	-	-	-	-	-	-	-	-	-	-	-	-	-	-	-	-	-	-
at Alabama	1/9	-	-	-	-	-	-	-	-	-	-	-	-	-	-	-	-	-	-	-	-
at Georgia	1/13	-	-	-	-	-	-	-	-	-	-	-	-	-	-	-	-	-	-	-	-
Kentucky	1/16	-	-	-	-	-	-	-	-	-	-	-	-	-	-	-	-	-	-	-	-
Tennessee	1/20	-	-	-	-	-	-	-	-	-	-	-	-	-	-	-	-	-	-	-	-
at Florida	1/24	-	-	-	-	-	-	-	-	-	-	-	-	-	-	-	-	-	-	-	-
Texas Tech	1/27	-	-	-	-	-	-	-	-	-	-	-	-	-	-	-	-	-	-	-	-
Miss. State	1/31	-	-	-	-	-	-	-	-	-	-	-	-	-	-	-	-	-	-	-	-
at Texas A&M	2/3	-	-	-	-	-	-	-	-	-	-	-	-	-	-	-	-	-	-	-	-
at Arkansas	2/6	-	-	-	-	-	-	-	-	-	-	-	-	-	-	-	-	-	-	-	-
Florida	2/10	-	-	-	-	-	-	-	-	-	-	-	-	-	-	-	-	-	-	-	-
at Tennessee	2/13	-	-	-	-	-	-	-	-	-	-	-	-	-	-	-	-	-	-	-	-
Auburn	2/17	-	-	-	-	-	-	-	-	-	-	-	-	-	-	-	-	-	-	-	-
Georgia	2/21	-	-	-	-	-	-	-	-	-	-	-	-	-	-	-	-	-	-	-	-
at Miss. State	2/24	-	-	-	-	-	-	-	-	-	-	-	-	-	-	-	-	-	-	-	-
LSU	2/28	-	-	-	-	-	-	-	-	-	-	-	-	-	-	-	-	-	-	-	-
at Auburn	3/3	-	-	-	-	-	-	-	-	-	-	-	-	-	-	-	-	-	-	-	-
vs. SEC Tourn.	3/7-11	-	-	-	-	-	-	-	-	-	-	-	-	-	-	-	-	-	-	-	-
vs. NCAA Tourn.	3/15-4/2	-	-	-	-	-	-	-	-	-	-	-	-	-	-	-	-	-	-	-	-

CAREER STATISTICS

Season	GP-GS	Min	Avg	FG	FGA	Pct	3FG	3FGA	Pct	FT	FTA	Pct	Off	Def	Tot	Avg	PF	FO	Ast	TO	Blk	Stl	Pts	Avg
2017-18	7-0	22	3.1	1	6	.167	0	1	.000	0	0	.000	1	7	8	1.1	6	0	0	0	0	0	2	0.3

(SEC ONLY)

Season	GP-GS	Min	Avg	FG	FGA	Pct	3FG	3FGA	Pct	FT	FTA	Pct	Off	Def	Tot	Avg	PF	FO	Ast	TO	Blk	Stl	Pts	Avg
2018																								



#13 FELIPE HAASE

FRESHMAN | FORWARD | 6'9" | 249 | HS

OSORNO, CHILE | MIAMI (FLA.) CHRISTIAN SCHOOL

SEASON NOTABLES

- > Pulled down a game high 12 rebounds, adding four points, three assists and two steals in exhibition vs. Erskine (Oct. 30)
- > Tallied nine points, with seven rebounds and three assists in Hoops 4 Hurricane Relief exhibition vs. Virginia Tech (Nov. 5)
- > Saw action in opener at Wofford (Nov. 10), scoring 10 points, hitting a pair of 3s, with five rebounds
- > Finished with seven points, nine rebounds and a team-high three assists in win over Western Michigan (Nov. 13)
- > Played career-high 29 minutes in loss vs. Illinois State (Nov. 16), scoring five points with four rebounds, also had an assist and his first collegiate steal and block
- > Had seven points, seven rebounds and a steal in 24 minutes of action in victory over UTEP (Nov. 17)
- > Dropped 10 points with five rebounds, an assist and a steal in 26 minutes in win vs. Western Michigan (Nov. 19) in final game of the Puerto Rico Tip-Off, went 2-for-4 from behind the arc
- > Recorded first career double-double with 11 points and 10 rebounds in win vs. UMass (Dec. 2)
- > Went 7-for-12 from the field en route to scoing new career-high 17 points vs. Wyoming (Dec. 6), was just shy of notching double-double as he finished with nine rebounds, hit season-high three 3s and tied for team lead with three assists in 22 minutes of action
- > Pulled down a team high eight rebounds, adding five points, an assist and a steal in home win over Limestone (Dec. 27)
- > Saw 24 minutes of action off the bench in first career SEC game, a loss at Ole Miss (Dec. 31), scored nine points and pulled down six rebounds

HAASE'S SEASON HIGHS

Points

17, vs. Wyoming (Dec. 6, 2017)

Field Goals

7, vs. Wyoming (Dec. 6, 2017)

Field Goal Attempts

12, vs. Wyoming (Dec. 6, 2017)

3-Point Field Goals

3, vs. Wyoming (Dec. 6, 2017)

3-Point Field Goal Attempts

7, vs. Wyoming (Dec. 6, 2017)

Free Throws

4, vs. Western Michigan (Nov. 13, 2017)

Free Throw Attempts

4, 2x, last vs. UMass (Dec. 2, 2017)

Rebounds

10, vs. UMass (Dec. 2, 2017)

Assists

3, 2x, last vs. Wyoming (Dec. 6, 2017)

Blocks

1, 2x, last vs. UMass (Dec. 2, 2017)

Steals

2, 2x, last vs. UMass (Dec. 2, 2017)

Minutes

29, 2x, last vs. UMass (Dec. 2, 2017)

2017-18 GAME-BY-GAME STATS

Opponent	Date	GS	Min	FG-FGA	Pct	3FG-FGA	Pct	FT-FTA	Pct	Off	Def	Tot	Avg	PF	FO	A	TO	Blk	Stl	Pts	Avg
at Wofford	11/10	-	23	4-6	.667	2-3	.667	0-1	.000	1	4	5	5.0	2	0	0	0	0	0	10	10.0
Western Michigan	11/13	-	25	1-3	.333	1-3	.333	4-6	.667	2	7	9	7.0	2	0	3	2	0	0	7	8.5
vs. Illinois State	11/16	-	29	2-6	.333	1-1	1.000	0-0	.000	0	4	4	6.0	2	0	1	0	1	1	5	7.3
vs. UTEP	11/17	-	24	3-7	.429	1-3	.333	0-0	.000	2	5	7	6.3	2	0	0	0	0	1	7	7.3
vs. Western Michigan	11/19	-	26	3-5	.600	2-4	.500	2-2	1.000	1	4	5	6.0	3	0	1	2	0	1	10	7.8
at FIU	11/27	-	9	2-5	.400	0-1	.000	0-0	.000	0	1	1	5.2	2	0	0	5	0	0	4	7.2
vs. Temple	11/30	-	18	0-2	.000	0-2	.000	1-2	.500	0	1	1	4.6	0	0	0	2	0	2	1	6.3
UMass	12/2	-	29	4-9	.444	0-2	.000	3-4	.750	1	9	10	5.3	1	0	0	2	1	2	11	6.9
Wyoming	12/6	-	22	7-12	.583	3-7	.429	0-0	.000	2	7	9	5.7	0	0	3	1	0	0	17	8.0
Coastal Carolina	12/9	-	14	3-4	.750	0-1	.000	1-1	1.000	1	4	5	5.6	0	0	0	2	0	0	7	7.9
at Clemson	12/19	-	22	1-5	.200	0-3	.000	0-0	.000	0	2	2	5.3	0	0	0	1	0	0	2	7.4
Limestone	12/27	-	20	2-5	.400	1-3	.333	0-0	.000	2	6	8	5.5	2	0	1	2	0	1	5	7.2
at Ole Miss	12/31	-	24	3-7	.429	1-3	.333	2-3	.666	1	5	6	5.5	1	0	1	1	0	0	9	7.3
Missouri	1/3																				
Vanderbilt	1/6																				
at Alabama	1/9																				
at Georgia	1/13																				
Kentucky	1/16																				
Tennessee	1/20																				
at Florida	1/24																				
Texas Tech	1/27																				
Miss. State	1/31																				
at Texas A&M	2/3																				
at Arkansas	2/6																				
Florida	2/10																				
at Tennessee	2/13																				
Auburn	2/17																				
Georgia	2/21																				
at Miss. State	2/24																				
LSU	2/28																				
at Auburn	3/3																				
vs. SEC Tourn.	3/7-11																				
vs. NCAA Tourn.	3/15-4/2																				

CAREER STATISTICS

Season	GP-GS	Min	Avg	FG	FGA	Pct	3FG	3FGA	Pct	FT	FTA	Pct	Off	Def	Tot	Avg	PF	FO	Ast	TO	Blk	Stl	Pts	Avg
2017-18	13-0	285	21.9	35	76	.461	12	36	.333	13	19	.684	13	59	72	5.5	17	0	10	20	2	8	95	7.3

(SEC ONLY)

Season	GP-GS	Min	Avg	FG	FGA	Pct	3FG	3FGA	Pct	FT	FTA	Pct	Off	Def	Tot	Avg	PF	FO	Ast	TO	Blk	Stl	Pts	Avg
2018	1-0	24	24.0	3	7	.429	1	3	.333	2	3	.666	1	5	6	6.0	1	0	1	1	0	0	9	9.0



#10 JUSTIN MINAYA

FRESHMAN | FORWARD | 6'5" | 210 | HS

HARRINGTON PARK, N.J. | NORTHERN VALLEY AT OLD TAPPAN

SEASON NOTABLES

- > Earned the start in Gamecock debut at Wofford (Nov. 10), scoring six points with two assists and a block
- > Scored five points with five rebounds and two assists in team's home-opening victory vs. Western Mich. (Nov. 13)
- > Posted nine points with a career-high eight rebounds in loss vs. Illinois State (Nov. 16)
- > Scored career-high 14 points on 4-of-7 shooting in victory over UTEP (Nov. 17), knocked down season-high three triples and had three assists and a steal in 28 minutes
- > Had nine points, three rebounds, two blocks and a steal in win over Western Michigan (Nov. 19) in the final game of the Puerto Rico Tip-Off, played 30-plus minutes for the first time in his career
- > Led team in minutes (36) and scored 13 points in road victory at FIU (Nov. 27), went 3-for-6 from behind the arc and had four rebounds, two assists and a steal
- > Dropped 11 points with seven rebounds and a pair of steals in loss vs. Temple (Nov. 30) at Madison Square Gardem
- > Had breakout game, leading the team with a new career-high 17 points in win vs. UMass (Dec. 2), played team-high 33 minutes and also had four rebounds
- > Finished with 11 points in win vs. Wyoming (Dec. 6) for fourth-straight game in double figures
- > Recorded 13 points, his fifth consecutive game in double-figures, in win vs. Coastal Carolina (Dec. 9)
- > Played season-low 14 minutes in SEC debut due to foul trouble in loss at Ole Miss (Dec. 32), scored four points and had four rebounds and four assists in limited action

SUPERLATIVES

'17-18 Season Career

Double-figure scoring 6 6

* led or shared team lead

MINAYA'S SEASON HIGHS

Points

17, vs. UMass (Dec. 2, 2017)

Field Goals

6, vs. UMass (Dec. 2, 2017)

Field Goal Attempts

11, 2x, last vs. UMass (Dec. 2, 2017)

3-Point Field Goals

3, 2x, last at FIU (Nov. 27, 2017)

3-Point Field Goal Attempts

6, at FIU (Nov. 27, 2017)

Free Throws

4, 3x, last vs. UMass (Dec. 2, 2017)

Free Throw Attempts

6, 2x, last vs. UMass (Dec. 2, 2017)

Rebounds

9, vs. Illinois State (Nov. 16, 2017)

Assists

3, 2x, last at Ole Miss (Dec. 31, 2017)

Blocks

2, vs. Western Michigan (Nov. 19, 2017)

Steals

2, 2x, Wyoming (Dec. 6, 2017)

Minutes

36, at FIU (Nov. 27, 2017)

2017-18 GAME-BY-GAME STATS

Opponent	Date	GS	Min	FG-FGA	Pct	3FG-FGA	Pct	FT-FTA	Pct	Off	Def	Tot	Avg	PF	FO	A	TO	Blk	Stl	Pts	Avg
at Wofford	11/10	*	24	2-5	.400	1-2	.500	1-1	1.000	2	2	4	4.0	1	0	2	2	1	0	6	6.0
Western Michigan	11/13	*	22	2-8	.250	0-4	.000	1-3	.333	2	3	5	4.5	3	0	2	0	0	0	5	5.5
vs. Illinois State	11/16	*	24	2-9	.222	1-5	.200	4-6	.667	3	5	8	5.7	4	0	1	1	0	0	9	6.7
vs. UTEP	11/17	*	28	4-7	.571	3-5	.600	3-4	.750	2	1	3	5.0	1	0	3	3	0	1	14	8.5
vs. Western Michigan	11/19	*	33	4-9	.444	1-4	.250	0-0	.000	1	2	3	4.6	1	0	0	2	2	1	9	8.6
at FIU	11/27	*	36	5-11	.455	3-6	.500	0-0	.000	1	3	4	4.5	3	0	2	1	0	1	13	9.3
vs. Temple	11/30	*	28	3-7	.429	1-3	.333	4-4	1.000	1	6	7	4.9	0	0	0	2	0	2	11	9.6
UMass	12/2	*	33	6-11	.545	1-4	.250	4-6	.667	1	3	4	4.8	1	0	1	2	0	0	17	10.5
Wyoming	12/6	*	23	4-8	.500	2-3	.667	1-2	.500	1	2	3	4.6	4	0	0	2	1	2	11	10.6
Coastal Carolina	12/9	*	33	4-9	.444	3-7	.429	2-2	1.000	2	2	4	4.5	2	0	1	4	0	1	13	10.8
at Clemson	12/19	*	29	0-6	.000	0-1	.000	0-0	.000	3	2	5	4.5	1	0	1	2	0	0	0	9.8
Limestone	12/27	*	16	1-6	.167	1-1	1.000	1-2	.500	1	3	4	4.5	1	0	1	0	0	1	4	9.3
at Ole Miss	12/31	*	14	2-3	.666	0-1	.000	0-0	.000	1	3	4	4.5	4	0	3	1	1	0	4	8.9
Missouri	1/3																				
Vanderbilt	1/6																				
at Alabama	1/9																				
at Georgia	1/13																				
Kentucky	1/16																				
Tennessee	1/20																				
at Florida	1/24																				
Texas Tech	1/27																				
Miss. State	1/31																				
at Texas A&M	2/3																				
at Arkansas	2/6																				
Florida	2/10																				
at Tennessee	2/13																				
Auburn	2/17																				
Georgia	2/21																				
at Miss. State	2/24																				
LSU	2/28																				
at Auburn	3/3																				
vs. SEC Tourn.	3/7-11																				
vs. NCAA Tourn.	3/15-4/2																				

CAREER STATISTICS

Season	GP-GS	Min	Avg	FG	FGA	Pct	3FG	3FGA	Pct	FT	FTA	Pct	Off	Def	Tot	Avg	PF	FO	Ast	TO	Blk	Stl	Pts	Avg
2017-18	13-13	343	26.4	39	99	.394	17	46	.370	21	30	.700	21	37	58	4.5	25	0	17	22	5	9	116	8.9

(SEC ONLY)

Season	GP-GS	Min	Avg	FG	FGA	Pct	3FG	3FGA	Pct	FT	FTA	Pct	Off	Def	Tot	Avg	PF	FO	Ast	TO	Blk	Stl	Pts	Avg
2018	1-1	14	14.0	2	3	.666	0	1	.000	0	0	.000	1	3	4	4.0	4	0	3	1	1	0	4	

THE LAST TIME IN SOUTH CAROLINA BASKETBALL

AN INDIVIDUAL ...

Scored 20 or more points:	South Carolina: Chris Silva (21) and Frank Booker (21), at Ole Miss, Dec. 31, 2017, in Oxford, Miss. Opponent: Marcquise Reed (25), Clemson, Dec. 19, 2017, in Clemson, S.C.
Scored 30 or more points:	South Carolina: Sindarius Thornwell (44), vs. Alabama, Feb. 7, 2017, in Columbia, S.C. Opponent: Kevin Punter (36), Tennessee, Jan. 23, 2016 in Knoxville, Tenn.
Scored 35 or more points:	South Carolina: Sindarius Thornwell (44) vs. Alabama, Feb. 7, 2017, in Columbia, S.C. Opponent: Kevin Punter (36), Tennessee, Jan. 23, 2016 in Knoxville, Tenn.
Scored 40 or more points:	South Carolina: Sindarius Thornwell (44), vs. Alabama, Feb. 7, 2017, in Columbia, S.C. Opponent: Austin Carr (43), Notre Dame, Dec. 30, 1969 in New Orleans, La.
Collected 20 or more rebounds:	South Carolina: Sindarius Thornwell (21), vs. Alabama, Feb. 7, 2017, in Columbia, S.C. Opponent: Ekpe Udoh (20), Baylor, Jan. 2, 2010 in Columbia, S.C.
Collected 15 or more rebounds:	South Carolina: Sindarius Thornwell (21), vs. Alabama, Feb. 7, 2017, in Columbia, S.C. Opponent: Amile Jefferson (15), Duke, March 19, 2017, in Greenville, S.C.
Made 12 or more field goals:	South Carolina: Laimonas Chatkevicius (15), vs. High Point, March 15, 2016, in Columbia, S.C. Opponent: Michael Frazier II (12), Florida, March 4, 2014 in Columbia, S.C.
Made 10 or more field goals:	South Carolina: Chris Silva (10), at FIU, Nov. 27, 2017, in Miami Opponent: Luwane Pipkins (10), UMass, Dec. 2, 2017, in Columbia, S.C.
Attempted 20 or more field goals:	South Carolina: Sindarius Thornwell (25) & PJ Dozier (24), vs. Alabama, Feb. 7, 2017, in Columbia, S.C. Opponent: Luwane Pipkins (20), UMass, Dec. 2, 2017, in Columbia, S.C.
Attempted 25 or more field goals:	South Carolina: Sindarius Thornwell, 25, vs. Alabama, Feb. 7, 2017 in Columbia, S.C. Opponent: Kemmy Burgess (Alaska-Anchorage), 26, Nov. 24, 2005 in Anchorage, Alaska
Dished 10 or more assists:	South Carolina: Devan Downey, 11, vs. LSU, March 13, 2008 in Atlanta, Ga. Opponent: 11, Jabril Durham, Arkansas, March 5, 2016 in Fayetteville, Ark.
Swiped 5 or more steals:	South Carolina: Sindarius Thornwell, 5, vs. Texas A&M, Jan. 7, 2017 in Columbia, S.C. Opponent: 6, Thomas Wilder, Western Michigan, Nov. 13, 2017 in Columbia, S.C.
Blocked 5 or more shots:	South Carolina: Chris Silva (5), vs. FIU, Dec. 4, 2016 in Columbia, S.C. Opponent: Elijah Thomas (5), Clemson, Dec. 19, 2017, in Clemson, S.C.
Made 5 or more 3-point field goals:	South Carolina: Frank Booker (6), at Ole Miss, Dec. 31, 2017, in Oxford, Miss. Opponent: Marcquise Reed (5), Clemson, Dec. 19, 2017, in Clemson, S.C.
Attempted 8 or more 3-point field goals:	South Carolina: Frank Booker (10), at Ole Miss, Dec. 31, 2017, in Oxford, Miss. Opponent: Marcquise Reed (9), Clemson, Dec. 19, 2017, in Clemson, S.C.
Made 10 or more free throws:	South Carolina: Chris Silva (11), at Ole Miss, Dec. 31, 2017, in Oxford, Miss. Opponent: Justin James (11), Wyoming, Dec. 6, 2017, in Columbia, S.C.
Attempted 15 or more free throws:	South Carolina: Sindarius Thornwell (16), at Ole Miss, March 4, 2017, in Oxford, Miss. Opponent: Milik Yarbrough (18), Illinois State, Nov. 16, 2017, in Myrtle Beach, S.C.
Played all 40 minutes of regulation:	South Carolina: Duane Notice, vs. Texas A&M, Feb. 21, 2015 in Columbia, S.C. Opponent: Kenny Hairston, Limestone, Dec. 27, 2017, in Columbia, S.C.
A player hit a last-second shot (within 3 seconds) to win a game:	South Carolina: PJ Dozier (Buzzer Beater), vs. Monmouth, Nov. 15, 2016, in Columbia, S.C. Opponent: JJ Frazier (Free Throws), Georgia, March 11, 2016 in Nashville, Tenn.
A player had a double-double:	South Carolina: Chris Silva (21 points, 13 rebounds), at Ole Miss, Dec. 31, 2017, in Oxford, Miss. Opponent: Justin James (20 points, 12 rebounds), Wyoming, Dec. 6, 2017, in Columbia, S.C.
Two or more players had a double-double:	South Carolina: Michael Carrera (11 points, 10 rebounds), Sindarius Thornwell (18 points, 11 rebounds), at Georgia, Feb. 2, 2016, in Athens, Ga. Opponent: Sebastain Saiz (21 points, 15 rebounds), Justas Furmanavicius (12 points, 10 rebounds), Ole Miss, March 4, 2017, in Oxford, Miss.
A player had a triple-double:	South Carolina: Sam Muldrow (16 points, 14 rebounds, 10 blocks) vs. Vanderbilt, Jan. 8, 2011 in Columbia, S.C. *** Only second triple-double in South Carolina history (Chuck Eidson (25 points, 10 rebounds, 10 assists) vs. SC State, Nov. 29, 2002 in Columbia, S.C. Opponent: Daniel Hackett (Southern California - 22 points, 10 rebounds, 10 assists), Nov. 17, 2007 in Columbia, S.C.
Scored 30 or more points in back-to-back games:	South Carolina: Devan Downey, 30 vs. Kentucky, Jan. 26, 2010 in Columbia, S.C. 33 vs. Georgia, Jan. 30, 2010, in Columbia, S.C.
Scored 25 or more points in back-to-back games:	South Carolina: Sindarius Thornwell, 28 at Mississippi State, Feb. 11, 2017, in Starkville, Miss. 27 vs. Arkansas, Feb. 15, 2017 in Columbia, S.C.

A TEAM ...

Scored 100 or more points:	South Carolina: 103 vs. The Citadel, Nov. 12, 2007 in Columbia, S.C. Opponent: 107, Vanderbilt, Feb. 17, 1996 in Nashville, Tenn.
Scored 50 points or less:	South Carolina: 25, at Clemson, Dec. 19, 2017, in Clemson, S.C. Opponent: 45, Limestone, Dec. 27, 2017, in Columbia, S.C.
Scored 50 points in a half:	South Carolina: 50 (1st half), vs. UTEP, Nov. 17, 2017, in Myrtle Beach, S.C. Opponent: 51 (2nd half), Duke, March 19, 2017, in Greenville, S.C.
Failed to score 25 points in a half:	South Carolina: 22 (2nd half), vs. Clemson, Dec. 19, 2017, in Clemson, S.C. Opponent: 20 (2nd half), Limestone, Dec. 27, 2017, in Columbia, S.C.

Collected 50 or more rebounds:	South Carolina: 52, vs. Limestone, Dec. 27, 2017, in Columbia, S.C. Opponent: 62, Alabama, Feb. 7, 2017, in Columbia, S.C.
Shot 60% or better from the field:	South Carolina: 60.0% (39-65), vs. High Point, March 15, 2016, in Columbia, S.C. Opponent: 69.6% (32-46) Missouri, Feb. 28, 2013, in Columbia, S.C.
Shot 50% or better from the field:	South Carolina: 50.9% (28-55), vs. UMass, Dec. 2, 2017, in Columbia, S.C. Opponent: 53.6% (30-56), Arkansas, Feb. 15, 2017, in Columbia, S.C.
Shot less than 30% from the field:	South Carolina: 29.5 % (18-61), vs. Illinois State, Nov. 16, 2017, in Myrtle Beach, S.C. Opponent: 25.0% (13-52), Limestone, Dec. 27, 2017, in Columbia, S.C.
Shot 50% or better from 3-point range (at least 10 attempts):	South Carolina: 57.7% (15-26), vs. Auburn, Jan. 24, 2017, in Columbia, S.C. Opponent: 50.0% (7-14), Arkansas, Feb. 15, 2017, in Columbia, S.C.
Shot 20% or less from 3-point range (at least 10 attempts):	South Carolina: 12.5% (2-16), at Clemson, Dec. 19, 2017, in Clemson, S.C. Opponent: 7.7% (1-13), Tennessee, Feb. 25, 2017, in Columbia, S.C.
Dished 20 or more assists:	South Carolina: 22, at FIU, Nov. 27, 2017, in Miami. Opponent: 20, Mississippi State, Feb. 27, 2016, in Starkville, Miss.
Made 35 or more shots:	South Carolina: 35, vs. Marquette, March 17, 2017, in Greenville, S.C. Opponent: 35, vs. Tennessee, March 5, 2009, in Columbia, S.C.
Attempted 80 or more shots:	South Carolina: 88 vs. Alabama, Feb. 7, 2017, in Columbia, S.C. Opponent: 83, LSU, Feb. 10, 1996, in Columbia, S.C.
Attempted 70 or more shots:	South Carolina: 70, vs. Texas A&M, Jan. 7, 2017, in Columbia, S.C. Opponent: 71, Alabama, Feb. 7, 2017, in Columbia, S.C.
Made 10 or more 3-pointers:	South Carolina: 11, at Wofford, Nov. 10, 2017, in Spartanburg, S.C. Opponent: 10, Coastal Carolina, Dec. 9, 2017, in Columbia, S.C.
Did not make a 3-pointer:	South Carolina: vs. Milwaukee, Nov. 11, 2012, in Columbia, S.C. Opponent: Florida, Jan. 18, 2017, in Columbia, S.C.
Attempted 30 or more 3-pointers:	South Carolina: 32, vs. Illinois State, Nov. 16, 2017, in Myrtle Beach, S.C. Opponent: 30, High Point, March 15, 2016, in Columbia, S.C.
Attempted 25 or more 3-pointers:	South Carolina: 32, vs. Illinois State, Nov. 16, 2017, in Myrtle Beach, S.C. Opponent: 25, Wyoming, Dec. 6, 2017, in Columbia, S.C.
Made 30 or more free throws:	South Carolina: 35, vs. Alabama, Feb. 7, 2017, in Columbia, S.C. Opponent: 30, Tennessee, Jan. 23, 2016, in Knoxville, Tenn.
Attempted 40 or more free throws:	South Carolina: 50, vs. Alabama, Feb. 7, 2017, in Columbia, S.C. Opponent: 42, Kentucky, March 1, 2014, in Columbia, S.C.
Swiped 15 or more steals:	South Carolina: 15 vs. Vanderbilt, Jan. 16, 2010, in Columbia, S.C. Opponent: 15, Monmouth, Nov. 15, 2016, in Columbia, S.C.
Blocked 12 or more shots:	South Carolina: 12, vs. Vanderbilt, Jan. 8, 2011, in Columbia, S.C. Opponent: 12, Mississippi State, Jan. 26, 2016, in Columbia, S.C.
Blocked 8 or more shots:	South Carolina: 8, at Georgia, Jan. 4, 2017, in Athens, Ga. Opponent: 8, Clemson, Dec. 19, 2017, in Clemson, S.C.
Won by 30 or more points:	South Carolina: 42, vs. SC State, Nov. 18, 2016, in Columbia, S.C. Opponent: 34, Kentucky, Feb. 14, 2015, in Lexington, Ky.
Won by 20 or more points:	South Carolina: 29, vs. Limestone, Dec. 27, 2017, in Columbia, S.C. Opponent: 27, Kentucky, Feb. 13, 2016, in Columbia, S.C.
Played a single overtime game:	Win: 70-69, vs. Monmouth, Nov. 15, 2016, in Columbia, S.C. Loss: 62-54 at Georgia, Feb. 23, 2013, in Athens, Ga.
Played a double overtime game:	Win: 87-85 vs. WKU, Nov. 27, 2010, in Bowling Green, Ky. Loss: 98-88 vs. Louisville, Feb. 20, 1988, in Columbia, S.C.
South Carolina played a No. 1 Team in the country:	Win: 68-62 vs. Kentucky, Jan. 26, 2010, in Columbia, S.C. Loss: 77-43 loss at Kentucky, Feb. 14, 2015, in Lexington, Ky.
South Carolina played a top-5 opponent:	Win: 68-62 vs. No. 1/1 Kentucky, Jan. 26, 2010, in Columbia, S.C. Loss: 85-69 loss to No. 5/5 Kentucky, Jan. 21, 2017, in Lexington, Ky.
South Carolina played a top-10 opponent:	Win: 88-81 win vs. No. 7/7 Duke, March 19, 2017, in Greenville, S.C. Loss: 58-43 loss vs. Kentucky, Jan. 24, 2015, in Columbia, S.C.
South Carolina played a top-25 opponent:	Win: 77-70 vs. No. 20/17 Florida, March 26, 2017, in New York City Loss: 77-73 vs. No. 2/2 Gonzaga, April 1, 2017, in Phoenix, Ariz.
South Carolina defeated a ranked opponent:	Home: 57-53 win vs. No. 19/21 Florida, Jan. 18, 2017, in Columbia, S.C. Away: 77-73 win at No. 13/19 Vanderbilt, March 6, 2010, in Nashville, Tenn. Neutral: 77-70 vs. No. 20/17 Florida, March 26, 2017, in New York City SEC Home: 57-53 win vs. No. 19/21 Florida, Jan. 18, 2017, in Columbia, S.C. SEC Away: 81-78 win at No. 8/8 Texas A&M, Feb. 6, 2016, in College Station, Texas Non-conference away: 85-84 win at No. 19/20 Baylor, Jan. 2, 2009, in Waco, Texas
South Carolina defeated a top 10 opponent:	Home: 68-62 win vs. No. 1/1 Kentucky, Jan. 26, 2010, in Columbia, S.C. Away: 81-78 win at No. 8/8 Texas A&M, Feb. 6, 2016, in College Station, Texas Neutral: 88-81 win vs. No. 7/7 Duke, March 19, 2017, in Greenville, S.C.
A South Carolina win opened the season:	Home: 85-76 win vs. La Tech on Nov. 11, 2016, in Columbia, S.C. Away: 73-52 win at Wofford on Nov. 10, 2017, in Spartanburg, S.C. Neutral: 74-61 win vs. Chaminade, Nov. 19, 2001, in Maui, Hawaii (Maui Invite)
South Carolina opened SEC play:	Home: 79-68 win vs. Texas A&M, Jan. 7, 2017, in Columbia, S.C. Away: 67-61 win at Georgia, Jan. 4, 2017, in Athens, Ga.



2017-18 SOUTH CAROLINA GAMECOCKS

RADIO/TV SPOT CHART



#0 | DAVID
BEATTY



#1 | KORY
HOLDEN



#2 | HASSANI
GRAVETT



#5 | FRANK
BOOKER



#10 | JUSTIN
MINAYA



#12 | KHADIM
GUEYE



#13 | FELIPE
HAASE



#14 | IBRAHIM
FAMOUKE DOUMBIA



#15 | WESLEY
MYERS



#20 | TOMMY
CORCHIANI



#21 | MAIK
KOTSAR



#23 | EVAN
HINSON



#25 | CHRISTIAN
SCHMITT



#30 | CHRIS
SILVA



#33 | JASON
CUDD



FRANK
MARTIN



2017-18 South Carolina Basketball
 South Carolina Combined Team Statistics (as of Dec 31, 2017)
 All games

RECORD:	OVERALL	HOME	AWAY	NEUTRAL
ALL GAMES	9-4	5-0	2-2	2-2
CONFERENCE	0-1	0-0	0-1	0-0
NON-CONFERENCE	9-3	5-0	2-1	2-2

##	Player	gp-gs	min	avg	Total		3-Point		F-Throw		Rebounds				pf	dq	a	to	blk	stl	pts	avg
					fg-fga	fg%	3fg-fga	3fg%	ft-fa	ft%	off	def	tot	avg								
30	SILVA, Chris	13-13	308	23.7	46-92	.500	3-8	.375	79-105	.752	36	73	109	8.4	44	1	14	34	19	9	174	13.4
05	BOOKER, Frank	13-13	345	26.5	51-112	.455	36-83	.434	16-25	.640	5	31	36	2.8	22	0	18	15	2	13	154	11.8
21	KOTSAR, Maik	13-13	363	27.9	53-108	.491	3-11	.273	10-28	.357	24	36	60	4.6	35	1	21	23	9	18	119	9.2
10	MINAYA, Justin	13-13	343	26.4	39-99	.394	17-46	.370	21-30	.700	21	37	58	4.5	25	0	17	22	5	9	116	8.9
02	GRAVETT, Hassani	12-12	300	25.0	33-89	.371	10-38	.263	24-36	.667	7	39	46	3.8	19	0	47	22	2	6	100	8.3
13	HAASE, Felipe	13-0	285	21.9	35-76	.461	12-36	.333	13-19	.684	13	59	72	5.5	17	0	10	20	2	8	95	7.3
00	BEATTY, David	12-0	184	15.3	25-66	.379	7-28	.250	8-12	.667	2	12	14	1.2	24	1	15	9	1	6	65	5.4
15	MYERS, Wesley	13-1	243	18.7	24-65	.369	6-20	.300	14-24	.583	8	25	33	2.5	18	0	23	17	2	4	68	5.2
01	HOLDEN, Kory	11-0	120	10.9	14-37	.378	2-11	.182	6-11	.545	3	9	12	1.1	13	0	18	17	1	1	36	3.3
33	CUDD, Jason	7-0	28	4.0	2-4	.500	0-0	.000	4-4	1.000	2	4	6	0.9	5	0	1	3	0	0	8	1.1
23	HINSON, Evan	3-0	9	3.0	1-2	.500	0-0	.000	1-2	.500	0	0	0	0.0	4	0	0	1	0	0	3	1.0
14	FAMOUKE DOUMBIA,	7-0	22	3.1	1-6	.167	0-1	.000	0-0	.000	1	7	8	1.1	6	0	0	0	0	0	2	0.3
20	CORCHIANI, Tommy	2-0	3	1.5	0-0	.000	0-0	.000	0-0	.000	0	2	2	1.0	0	0	0	0	0	0	0	0.0
25	SCHMITT, Christian	3-0	6	2.0	0-2	.000	0-2	.000	0-0	.000	0	0	0	0.0	0	0	0	0	0	0	0	0.0
12	GUEYE, Khadim	7-0	41	5.9	0-0	.000	0-0	.000	0-0	.000	3	3	6	0.9	8	0	0	4	0	1	0	0.0
Team											34	13	47				5					
Total.....		13	2600		324-758	.427	96-284	.338	196-296	.662	159	350	509	39.2	240	3	184	192	43	75	940	72.3
Opponents.....		13	2600		275-684	.402	87-262	.332	198-293	.676	104	312	416	32.0	263	9	143	204	53	103	835	64.2

TEAM STATISTICS	SC	OPP	Date	Opponent	Score	Att.
SCORING	940	835	11/10/17	at Wofford	w 73-52	3400
Points per game	72.3	64.2	! 11/13/17	WESTERN MICHIGAN	w 78-60	12136
Scoring margin	+8.1	-	& 11/16/17	vs Illinois State	L 65-69	700
FIELD GOALS-ATT	324-758	275-684	& 11/17/17	vs UTEP	w 80-56	987
Field goal pct	.427	.402	& 11/19/17	vs Western Michigan	w 79-66	2119
3 POINT FG-ATT	96-284	87-262	11/27/17	at FIU	w 78-61	1335
3-point FG pct	.338	.332	% 11/30/17	vs TEMPLE	L 60-76	6081
3-pt FG made per game	7.4	6.7	12/2/17	UMASS	w 76-70	10832
FREE THROWS-ATT	196-296	198-293	12/6/17	WYOMING	w 80-64	10205
Free throw pct	.662	.676	12/9/17	COASTAL CAROLINA	w 80-78	11734
F-Throws made per game	15.1	15.2	12/19/17	at Clemson	L 48-64	8031
REBOUNDS	509	416	12/27/17	LIMESTONE	w 74-45	11305
Rebounds per game	39.2	32.0	* 12/31/17	at Ole Miss	L 69-74	5849
Rebounding margin	+7.2	-				
ASSISTS	184	143				
Assists per game	14.2	11.0				
TURNOVERS	192	204				
Turnovers per game	14.8	15.7				
Turnover margin	+0.9	-				
Assist/turnover ratio	1.0	0.7				
STEALS	75	103				
Steals per game	5.8	7.9				
BLOCKS	43	53				
Blocks per game	3.3	4.1				
ATTENDANCE	56212	28502				
Home games-Avg/Game	5-11242	4-4654				
Neutral site-Avg/Game	-	4-2472				

* = Conference game
 ! = unbracketed game of the Puerto Rico Tip-Off at Myrtle Beach (Columbia, S.C.)
 & = Puerto Rico Tip-Off at Myrtle Beach (Myrtle Beach, S.C.)
 % = Under Armour Reunion (New York, N.Y.)

Score by Periods	1st	2nd	Totals
South Carolina	450	490	940
Opponents	411	424	835



2017-18 South Carolina Basketball
 South Carolina Combined Team Statistics (as of Dec 31, 2017)
 Conference games only

RECORD:	OVERALL	HOME	AWAY	NEUTRAL
ALL GAMES	0-1	0-0	0-1	0-0
CONFERENCE	0-1	0-0	0-1	0-0
NON-CONFERENCE	0-0	0-0	0-0	0-0

##	Player	gp-gs	min	avg	Total		3-Point		F-Throw		Rebounds				pf	dq	a	to	blk	stl	pts	avg		
					fg-fga	fg%	3fg-fga	3fg%	ft-fta	ft%	off	def	tot	avg										
05	BOOKER, Frank	1-1	34	34.0	7-13	.538	6-10	.600	1-2	.500	0	1	1	1.0	2	0	2	0	0	0	21	21.0		
30	SILVA, Chris	1-1	30	30.0	5-11	.455	0-0	.000	11-14	.786	6	7	13	13.0	4	0	1	1	2	0	21	21.0		
13	HAASE, Felipe	1-0	24	24.0	3-7	.429	1-3	.333	2-3	.667	1	5	6	6.0	1	0	1	1	0	0	9	9.0		
00	BEATTY, David	1-0	33	33.0	4-10	.400	1-4	.250	0-1	.000	0	6	6	6.0	3	0	2	3	0	2	9	9.0		
10	MINAYA, Justin	1-1	14	14.0	2-3	.667	0-1	.000	0-0	.000	1	3	4	4.0	4	0	3	1	1	0	4	4.0		
15	MYERS, Wesley	1-1	30	30.0	1-7	.143	0-1	.000	1-3	.333	1	1	2	2.0	4	0	5	4	0	0	3	3.0		
21	KOTSAR, Maik	1-1	31	31.0	0-7	.000	0-1	.000	2-3	.667	0	4	4	4.0	3	0	2	4	1	0	2	2.0		
12	GUEYE, Khadim	1-0	4	4.0	0-0	.000	0-0	.000	0-0	.000	0	0	0	0.0	0	0	0	0	0	0	0	0.0		
Team											5	2	7											
Total.....		1	200		22-58	.379	8-20	.400	17-26	.654	14	29	43	43.0	21	0	16	14	4	2	69	69.0		
Opponents.....		1	200		20-49	.408	8-21	.381	26-33	.788	4	26	30	30.0	23	1	15	8	7	9	74	74.0		

TEAM STATISTICS	SC	OPP
SCORING	69	74
Points per game	69.0	74.0
Scoring margin	-5.0	-
FIELD GOALS-ATT	22-58	20-49
Field goal pct	.379	.408
3 POINT FG-ATT	8-20	8-21
3-point FG pct	.400	.381
3-pt FG made per game	8.0	8.0
FREE THROWS-ATT	17-26	26-33
Free throw pct	.654	.788
F-Throws made per game	17.0	26.0
REBOUNDS	43	30
Rebounds per game	43.0	30.0
Rebounding margin	+13.0	-
ASSISTS	16	15
Assists per game	16.0	15.0
TURNOVERS	14	8
Turnovers per game	14.0	8.0
Turnover margin	-6.0	-
Assist/turnover ratio	1.1	1.9
STEALS	2	9
Steals per game	2.0	9.0
BLOCKS	4	7
Blocks per game	4.0	7.0
ATTENDANCE	0	5849
Home games-Avg/Game	0-0	1-5849
Neutral site-Avg/Game	-	0-0

Date	Opponent	Score	Att.
* 12/31/17	at Ole Miss	L 69-74	5849

* = Conference game
 ! = unbracketed game of the Puerto Rico Tip-Off at Myrtle Beach (Columbia, S.C.)
 & = Puerto Rico Tip-Off at Myrtle Beach (Myrtle Beach, S.C.)
 % = Under Armour Reunion (New York, N.Y.)

Score by Periods	1st	2nd	Totals
South Carolina	30	39	69
Opponents	31	43	74



2017-18 South Carolina Basketball
 South Carolina Team Game-by-Game Comparison (as of Jan 02, 2018)
 All games

Opponent	1st	2nd	Score	Mar	Total FG	FG Pct	3-Pointers	3FG Pct	Free Throws	FT Pct	Rebounds	Assist	T/Over	Block	Steal	Fouls
Wofford	33/24	40/28	73-52	+21	25-54/17-49	.463/.347	11-23/6-19	.478/.316	12-16/12-16	.750/.750	40/28 +12	17/7	14/13	3/0	5/3	17/16
WESTERN MICHIGAN	38/29	40/31	78-60	+18	26-57/21-58	.456/.362	9-23/5-21	.391/.238	17-28/13-25	.607/.520	46/32 +14	12/12	14/11	3/6	4/10	18/24
Illinois State	23/32	42/37	65-69	(4)	18-61/18-50	.295/.360	9-32/5-16	.281/.313	20-30/28-39	.667/.718	45/42 +3	14/13	13/14	4/2	3/8	32/20
UTEP	50/24	30/32	80-56	+24	27-58/19-45	.466/.422	8-24/5-13	.333/.385	18-23/13-20	.783/.650	36/27 +9	19/12	17/23	2/6	8/8	20/24
Western Michigan	35/34	44/32	79-66	+13	26-57/21-44	.456/.477	8-24/8-21	.333/.381	19-30/16-21	.633/.762	33/30 +3	13/9	12/22	3/1	8/9	19/24
FIU	38/36	40/25	78-61	+17	32-61/22-53	.525/.415	8-22/4-17	.364/.235	6-12/13-21	.500/.619	40/25 +15	22/8	19/17	3/6	8/10	15/18
TEMPLE	27/38	33/38	60-76	(16)	22-58/29-60	.379/.483	6-21/4-17	.286/.235	10-12/14-21	.833/.667	33/37 (4)	9/11	17/14	4/8	7/12	14/13
UMASS	34/35	42/35	76-70	+6	28-55/27-59	.509/.458	3-15/12-26	.200/.462	17-29/4-5	.586/.800	36/26 +10	14/13	15/17	1/0	11/3	12/28
WYOMING	35/25	45/39	80-64	+16	28-62/19-56	.452/.339	8-23/6-25	.348/.240	16-29/20-26	.552/.769	43/34 +9	17/14	17/18	4/3	7/7	21/22
COASTAL CAROLINA	47/47	33/31	80-78	+2	25-55/29-63	.455/.460	8-20/10-24	.400/.417	22-31/10-13	.710/.769	31/33 (2)	14/17	14/15	4/2	6/8	13/25
Clemson	26/31	22/33	48-64	(16)	19-54/20-46	.352/.435	2-16/8-20	.125/.400	8-10/16-24	.800/.667	31/34 (3)	3/8	14/15	4/8	3/9	17/9
LIMESTONE	34/25	40/20	74-45	+29	26-68/13-52	.382/.250	8-21/6-22	.381/.273	14-20/13-29	.700/.448	52/38 +14	14/4	12/17	4/4	3/7	21/17
Ole Miss	30/31	39/43	69-74	(5)	22-58/20-49	.379/.408	8-20/8-21	.400/.381	17-26/26-33	.654/.788	43/30 +13	16/15	14/8	4/7	2/9	21/23

Note: Game totals are displayed in the format TEAM/OPPONENT for each category



2017-18 South Carolina Basketball
 South Carolina Category Leaders (as of Jan 02, 2018)
 All games

Points	G	Pts	Pts/G
SILVA, Chris	13	174	13.4
BOOKER, Frank	13	154	11.8
KOTSAR, Maik	13	119	9.2
MINAYA, Justin	13	116	8.9
GRAVETT, Hassani	12	100	8.3
HAASE, Felipe	13	95	7.3
MYERS, Wesley	13	68	5.2
BEATTY, David	12	65	5.4
HOLDEN, Kory	11	36	3.3
CUDD, Jason	7	8	1.1
HINSON, Evan	3	3	1.0
FAMOUKE DOUMBIA, I.	7	2	0.3

FG Percentage	FG	Att	Pct
SILVA, Chris	46	92	.500
CUDD, Jason	2	4	.500
HINSON, Evan	1	2	.500
KOTSAR, Maik	53	108	.491
HAASE, Felipe	35	76	.461
BOOKER, Frank	51	112	.455
MINAYA, Justin	39	99	.394
BEATTY, David	25	66	.379
HOLDEN, Kory	14	37	.378
GRAVETT, Hassani	33	89	.371
MYERS, Wesley	24	65	.369
FAMOUKE DOUMBIA, I.	1	6	.167

3-Point Percentage	3FG	Att	Pct
BOOKER, Frank	36	83	.434
SILVA, Chris	3	8	.375
MINAYA, Justin	17	46	.370
HAASE, Felipe	12	36	.333
MYERS, Wesley	6	20	.300
KOTSAR, Maik	3	11	.273
GRAVETT, Hassani	10	38	.263
BEATTY, David	7	28	.250
HOLDEN, Kory	2	11	.182
FAMOUKE DOUMBIA, I.	0	1	.000
SCHMITT, Christian	0	2	.000

Free Throw Percent	FG	Att	Pct
CUDD, Jason	4	4	1.000
SILVA, Chris	79	105	.752
MINAYA, Justin	21	30	.700
HAASE, Felipe	13	19	.684
GRAVETT, Hassani	24	36	.667
BEATTY, David	8	12	.667
BOOKER, Frank	16	25	.640
MYERS, Wesley	14	24	.583
HOLDEN, Kory	6	11	.545
HINSON, Evan	1	2	.500
KOTSAR, Maik	10	28	.357

Scoring Average	G	Pts	Avg/G
SILVA, Chris	13	174	13.4
BOOKER, Frank	13	154	11.8
KOTSAR, Maik	13	119	9.2
MINAYA, Justin	13	116	8.9
GRAVETT, Hassani	12	100	8.3
HAASE, Felipe	13	95	7.3
BEATTY, David	12	65	5.4
MYERS, Wesley	13	68	5.2
HOLDEN, Kory	11	36	3.3
CUDD, Jason	7	8	1.1
HINSON, Evan	3	3	1.0
FAMOUKE DOUMBIA, I.	7	2	0.3

Field Goal Attempts	G	Att	Att/G
BOOKER, Frank	13	112	8.6
KOTSAR, Maik	13	108	8.3
MINAYA, Justin	13	99	7.6
SILVA, Chris	13	92	7.1
GRAVETT, Hassani	12	89	7.4

Field Goals Made	G	Made	Made/G
KOTSAR, Maik	13	53	4.1
BOOKER, Frank	13	51	3.9
SILVA, Chris	13	46	3.5
MINAYA, Justin	13	39	3.0
HAASE, Felipe	13	35	2.7

3-Point FG Attempts	G	Att	Att/G
BOOKER, Frank	13	83	6.4
MINAYA, Justin	13	46	3.5
GRAVETT, Hassani	12	38	3.2
HAASE, Felipe	13	36	2.8
BEATTY, David	12	28	2.3

3-Point FG Made	G	Made	Made/G
BOOKER, Frank	13	36	2.8
MINAYA, Justin	13	17	1.3
HAASE, Felipe	13	12	0.9
GRAVETT, Hassani	12	10	0.8
BEATTY, David	12	7	0.6

Free Throw Attempts	G	Att	Att/G
SILVA, Chris	13	105	8.1
GRAVETT, Hassani	12	36	3.0
MINAYA, Justin	13	30	2.3
KOTSAR, Maik	13	28	2.2
BOOKER, Frank	13	25	1.9

Free Throws Made	G	Made	Made/G
SILVA, Chris	13	79	6.1
GRAVETT, Hassani	12	24	2.0
MINAYA, Justin	13	21	1.6
BOOKER, Frank	13	16	1.2
MYERS, Wesley	13	14	1.1



2017-18 South Carolina Basketball
South Carolina Category Leaders (as of Jan 02, 2018)
All games

Rebounds	G	Reb	Reb/G
SILVA, Chris	13	109	8.4
HAASE, Felipe	13	72	5.5
KOTSAR, Maik	13	60	4.6
MINAYA, Justin	13	58	4.5
GRAVETT, Hassani	12	46	3.8

Rebound Average	G	Reb	Avg/G
SILVA, Chris	13	109	8.4
HAASE, Felipe	13	72	5.5
KOTSAR, Maik	13	60	4.6
MINAYA, Justin	13	58	4.5
GRAVETT, Hassani	12	46	3.8

Offensive Rebounds	G	No.	Avg/G
SILVA, Chris	13	36	2.8
KOTSAR, Maik	13	24	1.8
MINAYA, Justin	13	21	1.6
HAASE, Felipe	13	13	1.0
MYERS, Wesley	13	8	0.6

Defensive Rebounds	G	No.	Avg/G
SILVA, Chris	13	73	5.6
HAASE, Felipe	13	59	4.5
GRAVETT, Hassani	12	39	3.3
MINAYA, Justin	13	37	2.8
KOTSAR, Maik	13	36	2.8

Fouls	G	No.	Per/G
SILVA, Chris	13	44	3.4
KOTSAR, Maik	13	35	2.7
MINAYA, Justin	13	25	1.9
BEATTY, David	12	24	2.0
BOOKER, Frank	13	22	1.7

Foulsouts	G	No.
SILVA, Chris	13	1
KOTSAR, Maik	13	1
BEATTY, David	12	1

Assists	G	No.	Ast/G
GRAVETT, Hassani	12	47	3.9
MYERS, Wesley	13	23	1.8
KOTSAR, Maik	13	21	1.6
HOLDEN, Kory	11	18	1.6
BOOKER, Frank	13	18	1.4

Steals	G	No.	Stl/G
KOTSAR, Maik	13	18	1.4
BOOKER, Frank	13	13	1.0
SILVA, Chris	13	9	0.7
MINAYA, Justin	13	9	0.7
HAASE, Felipe	13	8	0.6

Blocked Shots	G	No.	Blk/G
SILVA, Chris	13	19	1.5
KOTSAR, Maik	13	9	0.7
MINAYA, Justin	13	5	0.4
GRAVETT, Hassani	12	2	0.2
HAASE, Felipe	13	2	0.2
BOOKER, Frank	13	2	0.2
MYERS, Wesley	13	2	0.2

Minutes	G	No.	Min/G
KOTSAR, Maik	13	363	27.9
BOOKER, Frank	13	345	26.5
MINAYA, Justin	13	343	26.4
SILVA, Chris	13	308	23.7
GRAVETT, Hassani	12	300	25.0

Turnovers	G	No.	TO/G
SILVA, Chris	13	34	2.6
KOTSAR, Maik	13	23	1.8
GRAVETT, Hassani	12	22	1.8
MINAYA, Justin	13	22	1.7
HAASE, Felipe	13	20	1.5



2017-18 South Carolina Basketball
South Carolina Team High/Low Analysis (as of Jan 02, 2018)
All games

South Carolina - TEAM GAME HIGHS

POINTS	80	COASTAL CAROLINA (12/9/17)
	80	WYOMING (12/6/17)
	80	vs UTEP (11/17/17)
	79	vs Western Michigan (11/19/17)
	78	at FIU (11/27/17)
	78	WESTERN MICHIGAN (11/13/17)
FIELD GOALS MADE	32	at FIU (11/27/17)
	28	WYOMING (12/6/17)
	28	UMASS (12/2/17)
FIELD GOAL ATTEMPTS	68	LIMESTONE (12/27/17)
	62	WYOMING (12/6/17)
FIELD GOAL PERCENTAGE	.525 (32-61)	at FIU (11/27/17)
	.509 (28-55)	UMASS (12/2/17)
3 PT FIELD GOALS MADE	11	at Wofford (11/10/17)
	9	vs Illinois State (11/16/17)
	9	WESTERN MICHIGAN (11/13/17)
3 PT FG ATTEMPTS	32	vs Illinois State (11/16/17)
	24	vs Western Michigan (11/19/17)
	24	vs UTEP (11/17/17)
3 PT FG PERCENTAGE	.478 (11-23)	at Wofford (11/10/17)
	.400 (8-20)	at Ole Miss (12/31/17)
	.400 (8-20)	COASTAL CAROLINA (12/9/17)
FREE THROWS MADE	22	COASTAL CAROLINA (12/9/17)
	20	vs Illinois State (11/16/17)
FREE THROW ATTEMPTS	31	COASTAL CAROLINA (12/9/17)
	30	vs Western Michigan (11/19/17)
	30	vs Illinois State (11/16/17)
FREE THROW PERCENTAGE	.833 (10-12)	vs TEMPLE (11/30/17)
	.800 (8-10)	at Clemson (12/19/17)
REBOUNDS	52	LIMESTONE (12/27/17)
	46	WESTERN MICHIGAN (11/13/17)
ASSISTS	22	at FIU (11/27/17)
	19	vs UTEP (11/17/17)
STEALS	11	UMASS (12/2/17)
	8	at FIU (11/27/17)
	8	vs Western Michigan (11/19/17)
	8	vs UTEP (11/17/17)
BLOCKED SHOTS	4	at Ole Miss (12/31/17)
	4	LIMESTONE (12/27/17)
	4	at Clemson (12/19/17)
	4	COASTAL CAROLINA (12/9/17)
	4	WYOMING (12/6/17)
	4	vs TEMPLE (11/30/17)
	4	vs Illinois State (11/16/17)
TURNOVERS	19	at FIU (11/27/17)
	17	WYOMING (12/6/17)
	17	vs TEMPLE (11/30/17)
	17	vs UTEP (11/17/17)
FOULS	32	vs Illinois State (11/16/17)
	21	at Ole Miss (12/31/17)
	21	LIMESTONE (12/27/17)
	21	WYOMING (12/6/17)



2017-18 South Carolina Basketball
South Carolina High/Low Analysis (as of Jan 02, 2018)
All games

Opponent - GAME HIGHS

POINTS	78	COASTAL CAROLINA (12/9/17)
	76	vs TEMPLE (11/30/17)
	74	at Ole Miss (12/31/17)
	70	UMASS (12/2/17)
	69	vs Illinois State (11/16/17)
FIELD GOALS MADE	29	COASTAL CAROLINA (12/9/17)
	29	vs TEMPLE (11/30/17)
FIELD GOAL ATTEMPTS	63	COASTAL CAROLINA (12/9/17)
	60	vs TEMPLE (11/30/17)
FIELD GOAL PERCENTAGE	.483 (29-60)	vs TEMPLE (11/30/17)
	.477 (21-44)	vs Western Michigan (11/19/17)
3 PT FIELD GOALS MADE	12	UMASS (12/2/17)
	10	COASTAL CAROLINA (12/9/17)
3 PT FG ATTEMPTS	26	UMASS (12/2/17)
	25	WYOMING (12/6/17)
3 PT FG PERCENTAGE	.462 (12-26)	UMASS (12/2/17)
	.417 (10-24)	COASTAL CAROLINA (12/9/17)
FREE THROWS MADE	28	vs Illinois State (11/16/17)
	26	at Ole Miss (12/31/17)
FREE THROW ATTEMPTS	39	vs Illinois State (11/16/17)
	33	at Ole Miss (12/31/17)
FREE THROW PERCENTAGE	.800 (4-5)	UMASS (12/2/17)
	.788 (26-33)	at Ole Miss (12/31/17)
REBOUNDS	42	vs Illinois State (11/16/17)
	38	LIMESTONE (12/27/17)
ASSISTS	17	COASTAL CAROLINA (12/9/17)
	15	at Ole Miss (12/31/17)
STEALS	12	vs TEMPLE (11/30/17)
	10	at FIU (11/27/17)
	10	WESTERN MICHIGAN (11/13/17)
BLOCKED SHOTS	8	at Clemson (12/19/17)
	8	vs TEMPLE (11/30/17)
TURNOVERS	23	vs UTEP (11/17/17)
	22	vs Western Michigan (11/19/17)
FOULS	28	UMASS (12/2/17)
	25	COASTAL CAROLINA (12/9/17)



2017-18 South Carolina Basketball
 South Carolina High/Low Analysis (as of Jan 02, 2018)
 All games

South Carolina - GAME LOWS

POINTS	48	at Clemson (12/19/17)
	60	vs TEMPLE (11/30/17)
	65	vs Illinois State (11/16/17)
	69	at Ole Miss (12/31/17)
	73	at Wofford (11/10/17)
FIELD GOALS MADE	18	vs Illinois State (11/16/17)
	19	at Clemson (12/19/17)
FIELD GOAL ATTEMPTS	54	at Wofford (11/10/17)
	54	at Clemson (12/19/17)
FIELD GOAL PERCENTAGE	.295 (18-61)	vs Illinois State (11/16/17)
	.352 (19-54)	at Clemson (12/19/17)
3 PT FIELD GOALS MADE	2	at Clemson (12/19/17)
	3	UMASS (12/2/17)
3 PT FG ATTEMPTS	15	UMASS (12/2/17)
	16	at Clemson (12/19/17)
3 PT FG PERCENTAGE	.125 (2-16)	at Clemson (12/19/17)
	.200 (3-15)	UMASS (12/2/17)
FREE THROWS MADE	6	at FIU (11/27/17)
	8	at Clemson (12/19/17)
FREE THROW ATTEMPTS	10	at Clemson (12/19/17)
	12	at FIU (11/27/17)
	12	vs TEMPLE (11/30/17)
FREE THROW PERCENTAGE	.500 (6-12)	at FIU (11/27/17)
	.552 (16-29)	WYOMING (12/6/17)
REBOUNDS	31	COASTAL CAROLINA (12/9/17)
	31	at Clemson (12/19/17)
ASSISTS	3	at Clemson (12/19/17)
	9	vs TEMPLE (11/30/17)
STEALS	2	at Ole Miss (12/31/17)
	3	vs Illinois State (11/16/17)
	3	at Clemson (12/19/17)
	3	LIMESTONE (12/27/17)
BLOCKED SHOTS	1	UMASS (12/2/17)
	2	vs UTEP (11/17/17)
TURNOVERS	12	vs Western Michigan (11/19/17)
	12	LIMESTONE (12/27/17)
FOULS	12	UMASS (12/2/17)
	13	COASTAL CAROLINA (12/9/17)



2017-18 South Carolina Basketball
South Carolina High/Low Analysis (as of Jan 02, 2018)
All games

Opponent - GAME LOWS

POINTS	45	LIMESTONE (12/27/17)
	52	at Wofford (11/10/17)
	56	vs UTEP (11/17/17)
	60	WESTERN MICHIGAN (11/13/17)
	61	at FIU (11/27/17)
FIELD GOALS MADE	13	LIMESTONE (12/27/17)
	17	at Wofford (11/10/17)
FIELD GOAL ATTEMPTS	44	vs Western Michigan (11/19/17)
	45	vs UTEP (11/17/17)
FIELD GOAL PERCENTAGE	.250 (13-52)	LIMESTONE (12/27/17)
	.339 (19-56)	WYOMING (12/6/17)
3 PT FIELD GOALS MADE	4	at FIU (11/27/17)
	4	vs TEMPLE (11/30/17)
3 PT FG ATTEMPTS	13	vs UTEP (11/17/17)
	16	vs Illinois State (11/16/17)
3 PT FG PERCENTAGE	.235 (4-17)	at FIU (11/27/17)
	.235 (4-17)	vs TEMPLE (11/30/17)
FREE THROWS MADE	4	UMASS (12/2/17)
	10	COASTAL CAROLINA (12/9/17)
FREE THROW ATTEMPTS	5	UMASS (12/2/17)
	13	COASTAL CAROLINA (12/9/17)
FREE THROW PERCENTAGE	.448 (13-29)	LIMESTONE (12/27/17)
	.520 (13-25)	WESTERN MICHIGAN (11/13/17)
REBOUNDS	25	at FIU (11/27/17)
	26	UMASS (12/2/17)
ASSISTS	4	LIMESTONE (12/27/17)
	7	at Wofford (11/10/17)
STEALS	3	at Wofford (11/10/17)
	3	UMASS (12/2/17)
BLOCKED SHOTS	0	at Wofford (11/10/17)
	0	UMASS (12/2/17)
TURNOVERS	8	at Ole Miss (12/31/17)
	11	WESTERN MICHIGAN (11/13/17)
FOULS	9	at Clemson (12/19/17)
	13	vs TEMPLE (11/30/17)



2017-18 South Carolina Basketball
South Carolina Player High/Low Analysis (as of Jan 02, 2018)
All games

South Carolina - I N D I V I D U A L G A M E H I G H S

Points	26	SILVA, Chris at FIU (11/27/17)
	21	BOOKER, Frank at Ole Miss (12/31/17)
	21	SILVA, Chris at Ole Miss (12/31/17)
	19	BOOKER, Frank vs Coastal Carolina (12/9/17)
	19	SILVA, Chris vs Wyoming (12/6/17)
Field Goals Made	10	SILVA, Chris at FIU (11/27/17)
	8	KOTSAR, Maik at FIU (11/27/17)
Field Goal Att.	13	BOOKER, Frank at Ole Miss (12/31/17)
	13	KOTSAR, Maik at FIU (11/27/17)
	13	SILVA, Chris at FIU (11/27/17)
	13	GRAVETT, Hassani vs Illinois State (11/16/17)
FG Pct (min 5 made)	.857 (6-7)	SILVA, Chris vs UMass (12/2/17)
	.769 (10-13)	SILVA, Chris at FIU (11/27/17)
3-Point FG Made	6	BOOKER, Frank at Ole Miss (12/31/17)
	5	BOOKER, Frank vs Limestone (12/27/17)
3-Point FG Att.	10	BOOKER, Frank at Ole Miss (12/31/17)
	10	BOOKER, Frank vs Illinois State (11/16/17)
	10	GRAVETT, Hassani vs Illinois State (11/16/17)
3-Pt FG Pct (min 2 made)	1.000 (3-3)	GRAVETT, Hassani vs Western Michigan (11/13/17)
	1.000 (2-2)	KOTSAR, Maik vs TEMPLE (11/30/17)
Free Throws Made	11	SILVA, Chris at Ole Miss (12/31/17)
	10	SILVA, Chris vs Coastal Carolina (12/9/17)
	10	SILVA, Chris vs Illinois State (11/16/17)
Free Throw Att.	14	SILVA, Chris at Ole Miss (12/31/17)
	14	SILVA, Chris vs Wyoming (12/6/17)
	14	SILVA, Chris vs Illinois State (11/16/17)
FT Pct (min 3 made)	1.000 (4-4)	SILVA, Chris vs Limestone (12/27/17)
	1.000 (4-4)	SILVA, Chris at Clemson (12/19/17)
	1.000 (4-4)	MINAYA, Justin vs TEMPLE (11/30/17)
	1.000 (4-4)	GRAVETT, Hassani vs Western Michigan (11/13/17)
Rebounds	13	SILVA, Chris at Ole Miss (12/31/17)
	10	SILVA, Chris vs Wyoming (12/6/17)
	10	HAASE, Felipe vs UMass (12/2/17)
	10	SILVA, Chris at FIU (11/27/17)
	10	GRAVETT, Hassani at FIU (11/27/17)
	10	SILVA, Chris vs Western Michigan (11/13/17)
	10	SILVA, Chris at Wofford (11/10/17)
Assists	9	GRAVETT, Hassani vs UTEP (11/17/17)
	7	GRAVETT, Hassani at FIU (11/27/17)
Steals	3	BOOKER, Frank vs Wyoming (12/6/17)
	3	GRAVETT, Hassani vs UMass (12/2/17)
	3	KOTSAR, Maik vs UMass (12/2/17)
	3	KOTSAR, Maik at FIU (11/27/17)
	3	BOOKER, Frank at FIU (11/27/17)
Blocked Shots	3	SILVA, Chris vs Coastal Carolina (12/9/17)
	3	SILVA, Chris vs Illinois State (11/16/17)
Turnovers	6	SILVA, Chris vs TEMPLE (11/30/17)
	5	HAASE, Felipe at FIU (11/27/17)
	5	SILVA, Chris at Wofford (11/10/17)
Fouls	5	KOTSAR, Maik vs Illinois State (11/16/17)
	5	BEATTY, David vs Illinois State (11/16/17)
	5	SILVA, Chris vs Illinois State (11/16/17)
Minutes	36	MINAYA, Justin at FIU (11/27/17)

35	SILVA, Chris vs Coastal Carolina (12/9/17)
34	BOOKER, Frank at Ole Miss (12/31/17)
34	BOOKER, Frank vs Coastal Carolina (12/9/17)
34	BOOKER, Frank at FIU (11/27/17)



2017-18 South Carolina Basketball
South Carolina Opponent High/Low Analysis (as of Jan 02, 2018)
All games

OPPONENT INDIVIDUAL GAME HIGHS

Points	25	REED, Marcquise at Clemson (12/19/17)
	25	PIPKINS, Luwane vs UMass (12/2/17)
	24	ROSE,QUINTON vs TEMPLE (11/30/17)
	23	WILDER, Thomas vs Western Michigan (11/13/17)
	21	LOCKETT, Eric at FIU (11/27/17)
Field Goals Made	10	PIPKINS, Luwane vs UMass (12/2/17)
	10	ROSE,QUINTON vs TEMPLE (11/30/17)
Field Goal Att.	20	PIPKINS, Luwane vs UMass (12/2/17)
	18	LOCKETT, Eric at FIU (11/27/17)
FG Pct (min 5 made)	.800 (8-10)	Beck, Demario vs Coastal Carolina (12/9/17)
	.769 (10-13)	ROSE,QUINTON vs TEMPLE (11/30/17)
3-Point FG Made	5	REED, Marcquise at Clemson (12/19/17)
	4	Kenny Hairston vs Limestone (12/27/17)
	4	Sanders, Ajay vs Coastal Carolina (12/9/17)
	4	PIERRE, Carl vs UMass (12/2/17)
	4	PIPKINS, Luwane vs UMass (12/2/17)
	4	MOORE, Bryce vs Western Michigan (11/19/17)
3-Point FG Att.	14	Kenny Hairston vs Limestone (12/27/17)
	11	PIPKINS, Luwane vs UMass (12/2/17)
3-Pt FG Pct (min 2 made)	1.000 (2-2)	Matthew Pegram at Wofford (11/10/17)
	.800 (4-5)	Sanders, Ajay vs Coastal Carolina (12/9/17)
Free Throws Made	14	Yarbrough, Milik vs Illinois State (11/16/17)
	11	JAMES, Justin vs Wyoming (12/6/17)
Free Throw Att.	17	Yarbrough, Milik vs Illinois State (11/16/17)
	14	Burnett,Deandre at Ole Miss (12/31/17)
	14	JAMES, Justin vs Wyoming (12/6/17)
FT Pct (min 3 made)	1.000 (4-4)	Crawford,Markel at Ole Miss (12/31/17)
	1.000 (4-4)	Matthew Pegram at Wofford (11/10/17)
	1.000 (3-3)	ENECHIONYIA,OBI vs TEMPLE (11/30/17)
Rebounds	12	Donovan Harris vs Limestone (12/27/17)
	12	JAMES, Justin vs Wyoming (12/6/17)
Assists	8	ANDERSON, C.J. vs UMass (12/2/17)
	6	Burnett,Deandre at Ole Miss (12/31/17)
	6	Yarbrough, Milik vs Illinois State (11/16/17)
Steals	6	WILDER, Thomas vs Western Michigan (11/13/17)
	3	Crawford,Markel at Ole Miss (12/31/17)
	3	Walter Cole vs Limestone (12/27/17)
	3	THOMAS, Elijah at Clemson (12/19/17)
	3	REED, Marcquise at Clemson (12/19/17)
	3	DALTON, Hayden vs Wyoming (12/6/17)
	3	JAMES, Justin vs Wyoming (12/6/17)
	3	ALSTON,JR, SHIZZ vs TEMPLE (11/30/17)
	3	ENECHIONYIA,OBI vs TEMPLE (11/30/17)
	3	LOCKETT, Eric at FIU (11/27/17)
	3	MOORE, Bryce vs Western Michigan (11/19/17)
	3	WILDER, Thomas vs Western Michigan (11/19/17)
	3	GILYARD, Evan vs UTEP (11/17/17)
	3	Williams, Madison vs Illinois State (11/16/17)
	3	MOORE, Bryce vs Western Michigan (11/13/17)
Blocked Shots	6	ENECHIONYIA,OBI vs TEMPLE (11/30/17)
	5	THOMAS, Elijah at Clemson (12/19/17)
Turnovers	10	WILDER, Thomas vs Western Michigan (11/19/17)
	6	Yarbrough, Milik vs Illinois State (11/16/17)

Fouls	5	Davis, Terence at Ole Miss (12/31/17)
	5	Coleman, Josh vs Coastal Carolina (12/9/17)
	5	HOLLOWAY, Rashaan vs UMass (12/2/17)
	5	MILLER, Rayshawn vs UMass (12/2/17)
	5	SMITH, Tirus vs UTEP (11/17/17)
	5	Bruninga, Taylor vs Illinois State (11/16/17)
	5	IKONGSHUL, Adida vs Western Michigan (11/13/17)
	5	DAVIS, Josh vs Western Michigan (11/13/17)
	5	JOHNSON, Brandon vs Western Michigan (11/13/17)