



2009-10 SOUTH CAROLINA BASKETBALL

SOUTH CAROLINA MEDIA RELATIONS

Emily Feeney, primary contact

Assistant Director

cell: 803-727-3284

e-mail: efeeney@mailbox.sc.edu

SOUTH CAROLINA ATHLETICS

Website: www.GamecocksOnline.com

Facebook: www.Facebook.com/gamecocksonline

Twitter: www.Twitter.com/gamecocksonline

2009-10 SCHEDULE

November

Th., Nov. 5	Kentucky Wesleyan (EXHIB)	W, 78-55
F., Nov. 13	Alabama A&M (SS)	W, 88-50
M., Nov. 16	Georgia Southern (SS)	W, 90-66

Charleston Classic (Charleston, S.C.)

Th., Nov. 19	vs. La Salle (ESPNU)	W, 78-68
F., Nov. 20	vs. USF (CSS)	W, 69-66
Su., Nov. 22	vs. Miami (Fla.) (ESPNU)	L, 70-85
F., Nov. 27	Jacksonville (SS)	W, 97-93

December

W., Dec. 2	Western Kentucky (SS)	W, 74-56
Sa., Dec. 6	at No. 18/19 Clemson (FSCR)	L, 61-72
W., Dec. 16	Richmond (SS)	W, 76-58
Sa., Dec. 19	at Wofford (SS)	L, 68-61
M., Dec. 21	Furman (SS)	W, 81-57
W., Dec. 30	at Boston College (ESPNU)	L, 76-85

January

Sa., Jan. 2	Baylor (FSCR)	L, 74-85
Tu., Jan. 5	Longwood (FSCR)	W, 88-58
Sa., Jan. 9	at Auburn* (SECN)	W, 80-71
W., Jan. 13	LSU* (SECN)	W, 67-58
Sa., Jan. 16	Vanderbilt* (CSS)	L, 79-89
W., Jan. 20	at No. 22/24 Ole Miss* (CSS)	L, 57-66
Sa., Jan. 23	at Florida* (ESPN)	L, 56-58
Tu., Jan. 26	No. 1/1 Kentucky* (ESPN)	W, 68-62
Sa., Jan. 30	Georgia* (FSN)	W, 78-77

February

Sa., Feb. 6	at No. 14/14 Tennessee* (ESPN)	L, 53-79
W., Feb. 10	Florida* (SECN)	W, 77-71
Sa., Feb. 13	at Georgia* (SECN)	L, 66-61
W., Feb. 17	at Arkansas* (CSS)	L, 79-92
Sa., Feb. 20	Tennessee* (SECN)	L, 55-63
Th., Feb. 25	at Kentucky* (ESPN2)	L, 61-82
Sa., Feb. 27	Mississippi State* (ESPN)	L, 63-76

March

W., March 3	Alabama* (ESPNU)	L, 70-79
Sa., March 6	at Vanderbilt* (ESPN2)	W, 77-73

SEC Tournament (Nashville, Tenn.)

Th., March 11	Alabama (SECN)	1 p.m. ET
F., March 12	Quarterfinals (SECN)	TBA
Sa., March 13	Semifinals (ABC)	TBA
Su., March 14	Finals (ABC)	TBA

All times listed Eastern/* indicates SEC contest

SS-SportSouth/FSCR-FoxSports Carolinas/SECN-SEC Network

CSS-CharterSports SE



SOUTH CAROLINA GAMECOCKS (15-15, NO. 5 EAST)

Ranking: AP/Coaches (-/-)
Last Five: 1-4
Head Coach: Darrin Horn
Record at SC: 36-25 (2nd)
Career Rec.: 147-73 (7th)
vs. Ala.: 1-1
SID: Emily Feeney

Stat Leaders (per game)
Points: Downey (22.6)
Rebounds: Muldrow (6.3)
Assists: Downey (3.6)
Blocks: Muldrow (3.1)
Steals: Downey (2.8)



ALABAMA CRIMSON TIDE (16-14, NO. 4 WEST)

Ranking: AP/Coaches (-/-)
Last Five: 2-3
Head Coach: Anthony Grant
Rec. at Ala.: 16-14 (1st)
Career Rec.: 92-39 (4th)
vs. South Carolina: 1-0
SID: Ty Patton

Stat Leaders:
Points: Torrance (15.4)
Rebounds: Green (7.0)
Assists: Torrance (5.3)
Blocks: Green (1.7)
Steals: Brock (1.6)

GAME INFORMATION

GAME 31

SOUTH CAROLINA VS. ALABAMA SEC TOURNAMENT FIRST ROUND

Date: Thursday, March 11, 2010

Tipoff: 1 p.m. ET

Location: Nashville, Tenn.

Arena: Bridgestone Arena

Series: Alabama leads 20-12

Television: SEC Network

Talent: Brad Nessler (pxp), Jimmy Dykes (analyst)

Radio: Gamecock Radio Network
(107.5 FM - Columbia/GamecocksOnline.com)

Talent: Andy Demetra (pxp), Casey Manning (analyst)

Live Stats: GamecocksOnline.com

Multimedia: ESPN360.com

CAROLINA QUICK HITS

- South Carolina is in its 102nd season of basketball.
- With its victory over Vanderbilt on Saturday, South Carolina earned the No. 5 seed from the East in the 2010 SEC Tournament and will play Alabama, the No. 4 seed from the West, in the opening round. The winner will face SEC Regular-Season Champion and the No. 1 seed from the East, Kentucky, in the second round.
- South Carolina is 16-18 (.470) all-time in SEC Tournament action, including 2-2 vs. Alabama.
- The Gamecocks and Crimson Tide last met in the postseason event in 2002, with Alabama collecting a 65-57 victory over Carolina in the semifinals.
- Carolina earned its second upset win over a ranked opponent this season with a 77-73 road win at No.13/19 Vanderbilt on Saturday. The win snapped a six-game losing streak for the Gamecocks, while also breaking a six-game road losing streak as well.

PROJECTED SOUTH CAROLINA STARTERS

2 DEVAN DOWNEY

Sr. - G - 5-9 - 175 - Chester, S.C. - Chester/Cincinnati

PTS	REB	AST	MIN
22.6	3.1	3.6	34.0

5 BRANDIS RALEY-ROSS

Sr. - G - 6-2 - 194 - Charlotte, N.C. - Gaston Day School

PTS	REB	AST	MIN
11.0	3.6	1.4	31.4

44 SAM MULDROW

Jr. - C - 6-9 - 220 - Florence, S.C. - Wilson

PTS	REB	BLK	MIN
10.3	6.3	3.1	29.4

30 LAKEEM JACKSON

Fr. - F - 6-5 - 225 - Charlotte, N.C. - Christ School

PTS	REB	AST	MIN
7.2	4.7	1.9	26.4

32 JOHNDRE JEFFERSON

Jr. - F - 6-9 - 210 - Santee, S.C. - NW Fla. State Coll.

PTS	REB	BLK	MIN
2.2	3.3	1.4	14.1

Starting Lineup Quick Notes

- SC starters average 56.5 points (78.3% of total) per game.
- Downey and Muldrow have started every game this season.
- Three starters average double-figure points.

UNIVERSITY INFORMATION

Location.....Columbia, S.C.
Founded.....1801
Enrollment.....25,077
Nickname.....Gamecocks
Colors.....Garment (PMS 202) and Black
National Affiliation.....NCAA Division I
Conference.....Southeastern (SEC)
Athletics Web Address.....www.GamecocksOnline.com
University Web Address.....www.sc.edu
President.....Dr. Harris Pastides
NCAA Representative.....Dr. Bill Bearden
Athletics Director.....Eric Hyman
Senior Woman Administrator.....Val Sheley
Basketball Administrator/Executive Assoc. AD.....Kevin O'Connell

BASKETBALL STAFF/INFORMATION

Head Coach.....Darrin Horn
Alma Mater.....Western Kentucky '95
Record At S.Carolina/Seasons.....36-25 (.590), 16-16 SEC (.500) /2nd
Overall Record/Seasons.....147-73 (.668)/7th
Assistant Coaches.....Neill Berry (Southeastern Louisiana '03)
Michael Boynton Jr. (South Carolina '03)
Cypheus Bunton (Western Kentucky '95)
Director of Basketball Operations.....L.J. Hepp (North Carolina '01)
Graduate Assistant.....Jordan Mincy (Kent State '09)
Strength and Conditioning Coach.....Irele Oderinde
Athletic Trainer.....Mark Rodger
Home Arena.....Colonial Life Arena
Capacity.....18,000
Arena General Manager.....Tom Paquette
Press Row Phone Number.....803-777-6182

BASKETBALL HISTORY

First Year of Basketball.....1908
All-Time Record.....1,272-1,111-1 (.534)
Overall Postseason Record.....25-18
NCAA Tournament Appearances.....1971, 1972, 1973, 1974, 1989,
1997, 1998, 2004
NCAA Tournament Record.....4-9
Last NCAA Tournament Appearance.....2004, L vs. Memphis, 59-43
NIT Appearances.....1969, 1975, 1978, 1983, 1991, 1996,
2001, 2002, 2005, 2006, 2009
NIT Record.....21-9
Last NIT Appearance.....2009, L vs. Davidson, 70-63
Conference Championships.....1970 ACC, 1997 SEC, 2009 SEC East
Co-Champs
Conference Tournament Titles.....1934 SoCon, 1971 ACC

TEAM INFORMATION

2008-09 Record.....21-10
Southeastern Conference Record/Finish.....10-6/T-1st SEC East
Postseason.....NIT First Round
Letterwinners Returning/Lost.....8/3
Starters Returning/Lost.....4/1
Newcomers.....5
Roster Breakdown.....3 freshmen, 0 sophomores, 5 juniors, 5 seniors
Returning Scoring.....78% (1,882 of 2,425)
Returning Field Goals.....79% (708 of 891)
Returning Rebounding.....89% (992 of 1,113)
Returning Assists.....74% (254 of 341)
Returning Minutes.....78% (4,897 of 6,250)

SOUTH CAROLINA BENCH

25 AUSTIN STEED

Jr. - F - 6-8 - 235 - Hephzibah, Ga. - Fork Union

PTS	REB	BLK	MIN
3.0	3.0	0.3	13.2

12 RAMON GALLOWAY

Fr. - G - 6-1 - 170 - Palm Beach Gardens, Fla. - William T. Dwyer

PTS	REB	AST	MIN
7.6	2.5	1.2	21.4

31 EVALDAS BANIULIS

Sr. - F - 6-7 - 215 - Vilnius, Lithuania - Fla. Air Academy

PTS	REB	AST	MIN
2.4	1.6	0.5	11.4

1 STEPHEN SPINELLA

Fr. - G - 6-4 - 190 - Colts Neck, N.J. - Apex Academy

PTS	REB	AST	MIN
1.4	0.9	0.1	9.5

14 ROBERT WILDER

Sr. - G - 6-1 - 185 - Chapin, S.C. - Chapin

PTS	REB	AST	MIN
0.3	0.0	0.1	5.2

Bench Quick Notes

- South Carolina's bench averages 15.7 points per game.
- Galloway led all bench players with nine points vs. Vanderbilt.

PROJECTED ALABAMA STARTERS

No.	Name	Cl.	Pos.	Ht.	Wt.	Hometown	PPG	RPG
1	Anthony Brock	Sr.	G	5-9	165	Little Rock, Ark.	6.1	2.0
2	Mikhail Torrance	Sr.	G	6-5	210	Eight Mile, Ala.	15.4	3.8
20	Greg Cage	Sr.	G	6-4	212	Indianapolis, Ind.	0.6	0.4
40	Justin Knox	Jr.	F	6-9	240	Tuscaloosa, Ala.	6.1	3.3
44	Chris Hines	Jr.	F	6-8	220	Evergreen, Ala.	3.7	4.2

ALABAMA BENCH (BASED ON PREVIOUS GAME)

No.	Name	Cl.	Pos.	Ht.	Wt.	Hometown	PPG	RPG
10	Ben Eblen	Fr.	G	6-1	180	Isle of Palms, S.C.	0.7	0.8
24	Charvez Davis	Jr.	G	6-3	190	Montgomery, Ala.	5.9	1.3
32	JaMychal Green	So.	F	6-9	220	Montgomery, Ala.	14.3	7.0
5	Tony Mitchell	Fr.	F	6-6	185	Swainsboro, Ga.	9.2	5.6
11	Chris Dixon	Fr.	G	6-0	180	Montgomery, Ala.	0.0	0.0
21	Senario Hillman	Jr.	G	6-1	192	Irwinton, Ga.	8.0	3.0

2009-10 STAT COMPARISON

	15-15	16-14
Record	15-15	16-14
Final Conference Record	6-10	6-10
Current Streak	W1	W2
Scoring Avg.	72.1	68.6
Opponent Scoring Avg.	71.0	64.6
Scoring Margin	+1.2	+4.0
Field Goal %	.420	.446
Opponent Field Goal %	.449	.424
3-Point Field Goal %	.320	.350
Opponent 3-Point Field Goal %	.345	.324
3-Point Field Goal Made PG	7.1	5.6
3-Point Field Goal Attempts PG	22.2	15.9
Free Throw %	.648	.703
Opponent Free Throw %	.675	.658
Rebounding Avg.	34.6	34.6
Opponent Rebounding Avg.	39.8	34.3
Rebounding Margin	-5.2	+0.3
Turnovers Avg.	12.3	12.9
Opponent Turnover Avg.	16.5	14.0
Assists Avg.	10.0	13.8
Blocks Avg.	6.1	4.1
Steals Avg.	8.7	7.8

ALABAMA QUICK FACTS

Location: Tuscaloosa, Ala.
Founded: 1831
Enrollment: 27,052
President: Dr. Robert E. Witt
Faculty Rep.: Joe Hornsby
Athletic Director: Mal Moore
Nickname: Crimson Tide
Colors: Crimson & White
Facility (Capacity): Coleman Coliseum (15,316)
Conference: Southeastern (West)

Head Coach (Alma Mater, Year):
Anthony Grant (Dayton, 1987)
Record at Alabama (Years): 16-14 (1st)
Overall Record (Years): 92-39 (4th)
Assistant Coaches (Alma Mater, Year):
John Brannen (Marshall, 1997)
Dan Hipsher (Bowling Green, 1977)
Antoine Pettway (Alabama, 2004)
2008-09 Record: 18-13, 7-9 SEC (T4th-W)
2008-09 Post Season: None
Lettermen Returning/Lost: 8/3
Starters Returning/Lost: 4/1

PLAYER TO WATCH



DEVAN DOWNEY

- South Carolina's first ever SEC scoring champion
- South Carolina career leader in steals, steals per game and field goals attempted
- Three-time First-Team All-SEC honoree
- Sixth in the nation in points per game
- All-America candidate

INTERVIEW POLICIES

All interview requests must be made in advance to SID Emily Feeney in the South Carolina Media Relations Office. Beginning with the start of practice in October, Feeney will release a weekly coach and player availability schedule to media no later than 9 a.m. each Monday morning during the season.

Post-Game Interview Policy: After each home game, the visiting coach will address the media first, followed by South Carolina head coach Darrin Horn and then South Carolina players. (Depending on deadline and during non-conference season, this may be altered on a game-by-game basis)

Road Interview Policy: Interviews with Coach Horn while on the road will be scheduled according to the home post-game media procedure. No player interviews are allowed until after the game once the team leaves Columbia.

All interviews are to be coordinated through the Media Relations Office. This allows the staff to arrange the interview when it best suits the student-athlete's and the reporter's schedules. Please contact the Media Relations Office in advance to make your interview requests. Media are not permitted to contact student-athletes on their own at any time.

All interviews will take place at the designated media interview site for that day as listed in the weekly availability schedule or in the Media Relations Office.

Dormitory, apartment and cell phone numbers for student-athletes will not be provided to the media. Should you need to conduct a telephone interview with a student-athlete, a call will be placed to you from the student-athlete at a mutually agreeable time.

WEEKLY MEDIA AVAILABILITY (MARCH 7-13)

SUNDAY March 7	MONDAY March 8	TUESDAY March 9	WEDNESDAY March 10	THURSDAY March 11	FRIDAY March 12	SATURDAY March 13
No Availability	SEC Conf. Call Horn @ 11:14 Avail - Horn @ 3:14, players @ 5 p.m.	No Availability	Open practice @ Bridgestone Arena, 11am- 12pm (CT)	vs. Alabama Noon (CT)	TBA	TBA

* All practices are closed • please contact SID Emily Feeney for all media requests

- Darrin Horn-led teams are 7-5 all-time in conference tournament play. (Carolina 0-1)
- In Horn's one-plus seasons at South Carolina, the Gamecocks are 13-11 in games following a loss.
- South Carolina ranks 10th in the nation in turnover margin (4.2 - March 8 NCAA stats).
- South Carolina was the only team in the league to defeat both Kentucky and Vanderbilt in SEC play this season.
- Devan Downey became the all-time leader in steals at South Carolina when he collected his third steal of the night vs. Alabama on March 3. Downey now has 275 career steals at South Carolina.
- Downey has scored 20 or more points 18 times this season, and has tallied 30 or more six times, including in five SEC contests.
- Downey (22.6 ppg) leads the team and the SEC in scoring in overall games this season. He has led or shared the team lead in scoring 24 times, including eight of the last 10 games. He ranks sixth in the nation in points per game.
- Downey's 2.8 steals per game lead the league and rank fourth in the nation.
- The backcourt duo of Downey and Raley-Ross average 33.6 points, 6.8 rebounds, 5.0 assists and 3.8 steals per contest in overall games this season.
- Carolina's 6.1 blocked shots per game rank third in the SEC in overall games, behind Mississippi State's 7.7 and Kentucky's 7.4, and 11th in the nation. Junior forward Sam Muldrow paces the Gamecocks with 3.1 blocks per game, second in the SEC and 12th in the nation.
- Sam Muldrow's 92 blocks are the third-most in a single season in Carolina history and the most since Brandon Wallace had 86 blocks during the 2006-07 campaign. Only Danny Traylor during the 1971-72 (122) and the 1972-23 (113) seasons had more in a single season.
- South Carolina concluded the regular season with a 2-9 record in away games, with wins coming in its SEC opener at Auburn on Jan. 9 and its SEC finale at Vanderbilt on March 6.
- South Carolina holds a +13.6 scoring margin in games it has won this season.
- Carolina is 12-6 this season in games in which it scores at least 70 points.
- South Carolina has played three neutral site games this season, holding a 2-1 record in those contests. All three matchups came at the Charleston Classic in late November, as Carolina defeated LaSalle and USF before falling to Miami (Fla.) in the tournament final.
- Darrin Horn-led teams are 14-10 (.538) all-time in neutral site games. The Gamecocks are 2-2 under Horn's direction in neutral site contests.
- The Gamecocks concluded their 19th season of competition in the Southeastern Conference with a 6-10 record. Carolina owns an all-time mark of 122-182 (.401) all-time record in SEC play.
- Following the 2010 SEC campaign, Darrin Horn-led teams are 73-37 (.664) all-time in league play. Horn led Carolina to a 10-6 record in SEC action during his first year in Columbia.
- South Carolina is 94-110 (.461) in games played in the month of March. In those games, Carolina is 12-18 (.400) in SEC regular-season games, 16-18 (.470) in SEC Tournament games, 4-9 in the NCAA Tournament and 21-9 in the NIT.

POSTSEASON HONORS

- Two individual Gamecocks were honored with SEC coaches postseason awards.

Coaches Awards

First Team: Devan Downey

All-Defensive Team: Devan Downey, Sam Muldrow

Downey's selection marks his third-consecutive selection to the coaches All-SEC First Team, marking the first time a South Carolina player has been named to the first team in three consecutive seasons. It is his second-straight unanimous selection to the squad. Downey leads the SEC in points (22.6 ppg) entering tournament action this week. His 2.8 steals also lead the league, while he ranks among conference leaders in assists (3.6 apg), free throw percentage (.833), 3-point field goals made (2.3 pg) and minutes played (34.0 mpg).

Muldrow, one of the top shot blockers in South Carolina history, earns his first-career All-SEC honor with selection to the All-Defensive Team. Muldrow ranks second in the league and 12th in the nation with 3.1 blocks per game. He also provides 10.3 points per game, a team-best 6.3 rebounds per contest and 0.9 steals per outing.

SEC SEASON WRAPUP

- South Carolina concluded the 2010 SEC season with a 6-10 record. It marked the 10th time that the Gamecocks have collected at least six wins in league play.
- South Carolina has collected 16 victories over the course of the last two SEC seasons. It marks the highest total in back-to-back league campaigns since the combination of the 1997 and 1998 seasons (26) and is the third highest total ever in back-to-back SEC seasons (1996+97, 23 wins; 1997+98, 26 wins).

VANDERBILT NOTABLES

- South Carolina snapped a six-game losing streak with its victory at Vanderbilt on Saturday.
- The win evened the all-time series between the two schools 23-23. It was South Carolina's first win at Memorial Gymnasium since a 66-64 overtime win on Jan. 18, 2006.
- South Carolina's 49.1% from the field was its highest shooting percentage since hitting 51.8% of its attempts in a 78-77 win over Georgia on Jan. 30 - a span of 10 games.
- Carolina's 58.6 field goal percentage in the second half was its second highest in the final 20 minutes of action in SEC play this season (vs. Georgia, 62.5%).
- Carolina held an advantage in every specialty stat category except bench points. The Gamecocks held a 16-11 upperhand in points off turnovers, a 13-9 advantage in second chance points and a 9-2 upperhand in fast break points.
- Sam Muldrow had five of South Carolina's 11 made baskets in the first half, while Devan Downey had eight of Carolina's 17 made buckets in the second half.
- A 16-0 run in the second half was key to the Gamecock victory. In that run, Devan Downey accounted for 10 points.

► ASSOCIATED PRESS TOP 25

March 8, 2010

Rk.	Team	Record	Pts.
1	Kansas (63)	29-2	1,623
2	Kentucky (2)	29-2	1,553
3	Syracuse	28-3	1,500
4	Duke	26-5	1,348
5	Ohio State	24-7	1,344
6	Purdue	26-4	1,252
7	West Virginia	24-6	1,231
8	New Mexico	28-3	1,188
9	Kansas State	24-6	1,063
10	Villanova	24-6	1,016
11	Michigan State	24-7	1,015
12	Butler	27-4	796
13	Wisconsin	23-7	710
14	Brigham Young	28-4	690
15	Tennessee	23-7	650
16	Pittsburgh	24-7	644
17	Temple	26-5	552
18	Gonzaga	26-5	534
19	Maryland	23-7	499
20	Vanderbilt	23-7	480
21	Baylor	24-6	474
22	Georgetown	20-9	277
23	Texas A&M	22-8	271
24	Xavier	23-7	136
25	UTEP	24-5	134

Others receiving votes: Northern Iowa 48, Richmond 41, Utah State 12, Virginia Tech 12, Texas 10, Notre Dame 6, Marquette 6, Cornell 3, Louisville 3, California 2, Oklahoma State 1, Siena 1

► ESPN/USA TODAY TOP 25

March 8, 2010

Rk.	Team	Record	Pts.
1	Kansas (30)	29-2	774
2	Kentucky	29-2	740
3	Syracuse (1)	28-3	709
4	Duke	26-5	661
5	Purdue	26-4	625
6	West Virginia	24-6	610
7	Ohio State	24-7	604
8	New Mexico	28-3	526
9	Kansas State	24-6	501
10	Villanova	24-6	476
11	Michigan State	24-7	463
12	Butler	27-4	461
13	Tennessee	23-7	387
14	Gonzaga	26-5	347
15	Brigham Young	28-4	324
16	Pittsburgh	24-7	295
17	Temple	26-5	282
18	Wisconsin	23-7	273
19	Maryland	23-7	210
20	Baylor	24-6	167
21	UTEP	24-5	153
22	Georgetown	20-9	125
23	Vanderbilt	23-7	117
24	Texas A&M	22-8	103
25	Northern Iowa	28-4	54

Others receiving votes: Utah State 24, Xavier 24, Cornell 10, Texas 7, Saint Mary's 6, Richmond 5, California 4, UNLV 2, Oklahoma State 2, Virginia Tech 2, Old Dominion 1, Memphis 1

STAR WATCH

■ Senior point guard Devan Downey continues to be the star on both ends of the court for South Carolina. Downey ranks among the best in Gamecock history in several categories. The South Carolina native ranks fourth all-time in points (1,880) and 3-point field goals attempted (492), third in scoring (20.2), field goals made (668) and 3-point field goals made (171), while he ranks first in field goals attempted (1,613), steal average (3.0) and steals (275). This in just two-plus seasons (93 games) in the Garnet and Black.

■ Downey has registered double figures in 29 of 30 games this season and has topped the 20-point mark 18 times, including seven of the last 10 games, and the 30-point mark six times this season, including five times in SEC play.

■ Downey is one steal shy of matching Kenny Robertson (Cleveland State, 341) for 12th all-time in NCAA history in career steals. Downey has registered at least one steal in 85 of his 93 career games in the Garnet and Black.

■ Downey is on pace for one of the top offensive performances in a single season in Carolina history, entering Thursday's contest with 678 points for the year. Only two players in South Carolina history have scored over 700 points in a season - Zam Fredrick Sr. (781, 1981) and Grady Wallace (906, 1957).

■ Downey was named one of 16 finalists for the Oscar Robertson Trophy - awarded to the USBWA's national player of the year - on Feb. 16. He is one of three players from the SEC - Kentucky's John Wall and Demarcus Cousins were also honored with selection to the list.

■ In league play, Downey accounted for 39% (419/1081) of South Carolina's scoring.

BY THE NUMBERS

■ 22 - Devan Downey scored 22 of his 26 points vs. Vanderbilt on Saturday in the second half. It was the second-highest total in a single half for Downey this season. He scored 23 points in the second half at Auburn in the SEC opener on Jan. 9. He finished that contest with 33 points.

■ 5 - South Carolina out-rebounded Vanderbilt by five (33-28) on Saturday. It marked the first time Carolina out-rebounded its opponent since collecting four more than Kentucky on Jan. 26. It was just the third time in SEC play and the eighth time all season that Carolina collected more rebounds than its opponent. South Carolina is 8-0 in those games.

■ 19.8 - Freshmen Lakeem Jackson and Ramon Galloway have combined to average 19.8 points over the last five games. Jackson has collected three double-figure scoring games, while Galloway has posted two during the stretch.

■ 23.3 - In three career games vs. Alabama, Devan Downey averages 23.3 points per contest. He hit that mark with 23 points vs. the Crimson Tide in the 2010 regular-season meeting between the two schools on March 3.

■ 9 - Sam Muldrow has collected nine rebounds on three different occasions this season. Muldrow has led Carolina in rebounding 16 times this season, including seven of the last 10 contests. Muldrow has three double-figure rebounding games this season and one double-double.

■ 9 - Muldrow scored nine of South Carolina's final 13 points in the first half vs. Vanderbilt on Saturday.

DOWNEY - SPORTING NEWS ALL-AMERICA HONORS

■ Devan Downey was selected as a fourth-team All-American by Sporting News this week. The entire fourth team was compiled of guards, as Jerome Randle (Cal), Malcolm Delaney (Va.Tech), Matt Bouldin (Gonzaga) and Tweety Carter (Baylor) were selected to the squad.

DOWNEY - USBWA ALL-DISTRICT

■ Devan Downey was named to the USBWA All-District (III) Team on Tuesday.

SEC TOURNAMENT HISTORY

ALL-TIME RECORD: 16-18 (.470)

SEMIFINAL APPEARANCES: 6 (2-4)

FINALS APPEARANCES: 2 (0-2)

ALL-TIME SEC TOURNAMENT RECORDS VERSUS OPPONENTS

	RECORD	LAST PLAYED
Alabama	2-2	2002, Semis, Loss
Arkansas	1-2	2007, First Round, Loss
Auburn	0-2	2000, Semis, Loss
Florida	1-2	2006, Finals, Loss
Georgia	0-1	1997, Semis, Loss
Kentucky	2-3	2006, Semis, Win
LSU	3-0	2008, First Round, Win
Ole Miss	3-3	2005, First Round, Loss
Miss. State	2-1	2009, Second Round, Loss
Tennessee	2-2	2008, Second Round, Loss
Vanderbilt	0-0	Never Played

YEAR-BY-YEAR SEC TOURNAMENT RECORD

YEAR	SEED	ROUND	OPPONENT	RESULT	LOCATION
1992	E6	1st	Tennessee	L, 63-70	Birmingham
1993	E5	1st	Alabama	L, 87-79	Lexington
1994	E5	1st	Ole Miss	W, 80-57	Memphis
		2nd	Florida	L, 57-84	Memphis
1995	E5	1st	Auburn	L, 66-81	Atlanta
1996	E3	1st	LSU	W, 85-76	New Orleans
		2nd	Arkansas	L, 58-80	New Orleans
1997	E1	2nd	Alabama	W, 72-61	Memphis
		Semis	Georgia	L, 63-78	Memphis
1998	E2	2nd	Florida	W, 71-60	Atlanta
		Semis	Ole Miss	W, 87-77	Atlanta
		Finals	Kentucky	L, 56-86	Atlanta
1999	E6	1st	Ole Miss	L, 60-64	Atlanta
2000	E5	1st	Alabama	W, 69-59	Atlanta
		2nd	Tennessee	W, 75-68	Atlanta
2001	E5	Semis	Auburn	L, 72-77 (OT)	Atlanta
		1st	Miss. State	W, 69-62	Nashville
2002	E6	2nd	Kentucky	L, 65-78	Nashville
		1st	Ole Miss	W, 69-67	Atlanta
2003	E4	2nd	Kentucky	W, 70-57	Atlanta
		Semis	Alabama	L, 57-65	Atlanta
2004	E3	1st	Ole Miss	L, 56-62	New Orleans
2005	E3	1st	Arkansas	W, 91-81	Atlanta
		2nd	LSU	W, 85-64	Atlanta
2006	E4	Semis	Kentucky	L, 63-78	Atlanta
		1st	Ole Miss	L, 52-53	Atlanta
2007	E5	1st	Miss. State	W, 59-44	Nashville
		2nd	Tennessee	W, 79-71	Nashville
2008	E5	Semis	Kentucky	W, 65-61	Nashville
		Finals	Florida	L, 47-49	Nashville
2009	E6	1st	Arkansas	L, 52-82	Atlanta
2009	E5	1st	LSU	W, 77-73	Atlanta
		2nd	Tennessee	L, 87-89	Atlanta
2009	E2	2nd	Miss. State	L, 68-82	Tampa

RECORD BY VENUE

City	Venue	Record
Atlanta, Ga.	Georgia Dome	9-9
Birmingham, Ala.	Birmingham-Jefferson Civic Ctr.	0-1
Lexington, Ky.	Rupp Arena	0-1
Memphis, Tenn.	The Pyramid	2-2
Nashville, Tenn.	Sommet Center	4-2
New Orleans, La.	Louisiana Superdome	1-2
Tampa, Fla.	St. Pete Times Forum	0-1



SOUTHEASTERN CONFERENCE STANDINGS

East

Team	Conference	Overall
Kentucky ^A #	14-2	29-2
Vanderbilt	12-4	23-7
Tennessee	11-5	23-7
Florida	9-7	20-11
South Carolina	6-10	15-15
Georgia	5-11	13-16

^A - SEC Champion; # - SEC East Champion

West

Team	Conference	Overall
Mississippi State%	9-7	21-10
Ole Miss%	9-7	21-9
Arkansas	7-9	14-17
Alabama	6-10	16-14
Auburn	6-10	15-16
LSU	2-14	11-19

% - SEC West Co-Champion

COACHES TELECONFERENCE

The weekly SEC men's basketball coaches teleconference is scheduled for every Monday Jan. 4 - March 8.

The 12 Southeastern Conference men's head basketball coaches will be featured from 10:00 - 11:17 a.m. (CT).

Media representatives wishing to participate in the teleconference should contact the SEC Media Relations Department for further details. Each coach will appear on the teleconference for seven minutes, according to the following schedule:

Order of Appearance (All Times Central)

10:00 a.m. Kevin Stallings, Vanderbilt

10:07 a.m. Billy Donovan, Florida

10:14 a.m. Darrin Horn, South Carolina

10:21 a.m. Mark Fox, Georgia

10:28 a.m. Trent Johnson, LSU

10:35 a.m. John Calipari, Kentucky

10:42 a.m. Bruce Pearl, Tennessee

10:49 a.m. John Pelphrey, Arkansas

10:56 a.m. Anthony Grant, Alabama

11:03 a.m. Jeff Lebo, Auburn

11:10 a.m. Andy Kennedy, Ole Miss

11:17 a.m. Rick Stansbury, Miss. State

In addition, the SEC men's basketball teams who make it to postseason will be on a teleconference on Monday, March 15 beginning at 10:00 a.m. CT.

All SEC basketball teleconferences can be listened to on the internet at www.secsports.com starting at 1:00 p.m. CT.

2009-10 SOUTH CAROLINA ROSTER

No.	Name	Pos.	Ht.	Wt.	Cl.	Hometown/High/Last School
21	Dominique Archie	F	6-7	216	Sr.	Augusta, Ga. (T.W. Josey)
31	Evaldas Baniulis	F	6-7	215	Sr.	Vilnius, Lithuania (Fla. Air Academy)
15	Malik Cooke	F	6-6	210	Jr.	Charlotte, N.C. (Christ School/Nevada)
2	Devan Downey	G	5-9	170	Sr.	Chester, S.C. (Chester/Cincinnati)
12	Ramon Galloway	G	6-1	170	Fr.	Palm Beach Gardens, Fla. (William T. Dwyer)
30	Lakeem Jackson	F	6-5	225	Fr.	Charlotte, N.C. (Christ School)
32	Johndre Jefferson	F	6-9	210	Jr.	Santee, S.C. (Lake Marion/NW Florida State College)
44	Sam Muldrow	C	6-9	220	Jr.	Florence, S.C. (Wilson)
5	Brandis Raley-Ross	G	6-2	194	Sr.	Gastonia, N.C. (Gaston Day School)
1	Stephen Spinella	G	6-4	190	Fr.	Colts Neck, N.J. (Apex Academy)
25	Austin Steed	F	6-8	235	Jr.	Hephzibah, Ga. (Butler/Fork Union)
14	Robert Wilder	G	6-1	188	Sr.	Chapin, S.C. (Chapin)

Head Coach: Darrin Horn

Assistant Coaches: Neill Berry, Mike Boynton Jr., Cypheus Bunton

Director of Basketball Operations: L.J. Hepp ; **Graduate Assistant:** Jordan Mincy

ALABAMA SERIES INFORMATION

■ Alabama holds a 20-12 upperhand in the all-time series with South Carolina, and a 4-2 advantage in neutral site games.

■ South Carolina has won two of the last three meetings between the two schools.

■ The Gamecocks and Crimson Tide have met four times in SEC Tournament play, with the series deadlocked at 2-2. Alabama won the last meeting 65-57 in the 2002 semifinals.

FRESHMEN MAKING A MARK

■ This season's freshman class of Lakeem Jackson, Ramon Galloway and Stephen Spinella have made an immediate impact for the Gamecocks. Below are some key points on the freshman class thus far.

- Jackson has started every game this season except Senior Night ... For the season, he averages 7.2 points per game and is second on the team with 4.7 rebounds per outing ... 6.9 points and 5.1 rebounds per game in SEC play ... Has posted double-figure points eight times this season, including hitting the mark in four of the last seven games ... Averaged 9.1 points and 5.0 rebounds per game over the last seven games ... Has led/shared the team lead in rebounding seven times, assists eight times and steals seven times ... Plays an average of 26.4 minutes per game overall and 28.4 minutes per game in league play.

- Galloway has played in every game this season with six starts on the year ... Contributes 7.6 points, 2.5 rebounds and 1.2 assists per game ... 6.4 points and 2.0 rebounds per game in SEC play ... Has tallied 11 double-figure scoring games, most recently collecting a career-high 21 points vs. Alabama on March 3 ... The first 20-point game by a freshman since Dominique Archie tallied 21 points vs. Vanderbilt on Feb. 26, 2007.

- Spinella has been a key role player for South Carolina ... Provides 1.4 points and 0.9 rebounds per game in overall games ... Top game of the season came in 80-71 victory on the road at Auburn, posting seven points in 13 minutes ... Was key in 78-77 Carolina win over Georgia on Jan. 30, posting six points, including back-to-back 3s to pull Carolina within two points of Georgia at the half ... One of the top defenders on the team.

ARCHIE TO SEEK SIXTH YEAR

■ Injured fifth-year senior Dominique Archie announced earlier this month that he will appeal to the NCAA for a sixth year of eligibility. Archie was injured in South Carolina's contest vs. Miami on Nov. 22.

FIRST HALF - SECOND HALF COMPARISON

■ South Carolina has flourished in the second half of games this season. Proof is in the numbers. The Gamecocks average 32.0 points in the first half, compared to 40.1 in the second, including leading scorer Devan Downey who provides 9.3 points in the opening half, compared to 13.3 in the second. Below is a breakdown of key numbers in each half.

Category	1st	2nd
Field Goal %	.397	.443
3-point field goal %	.288	.351
Turnovers	6.4	5.9
Steals	3.9	4.7
Scoring Margin	-1.5	+2.7
Opponent Turnovers	7.8	8.7

TREND SETTING

Gamecock trends under Darrin Horn ...

■ South Carolina is 16-6 when collecting at least 10 steals in a contest.

- The Gamecocks have collected at least 10 steals nine times this season - most recently vs. Alabama on March 3.

■ Carolina is 16-4 when scoring at least 80 points.

- South Carolina has scored at least 80 points six times this season. Carolina's output of 97 points vs. Jacksonville marked its highest point total of the season.

■ The Gamecocks are 13-6 when blocking at least seven shots in a game.

- South Carolina has registered at least seven blocks 12 times this season, collecting a 9-3 record in those contests. To compare, the Gamecocks blocked at least seven shots just seven times in 31 games last season.

■ South Carolina is 24-5 when holding its opponents to under 45% shooting from the field.

- The Gamecocks have held opponents under 45% in 12 contests this season, most recently holding Vanderbilt to just 42.9% from the field on March 6.

■ Carolina is 15-3 when out-rebounding its opponent.

- South Carolina is 8-0 this season when out-rebounding its opponent. The Gamecocks out-rebounded then-No. 1 Kentucky 44-40 on Jan. 26 and No. 13/19 Vanderbilt 33-28 on March 6.

■ Carolina is 18-16 when committing 12 or fewer turnovers.

- South Carolina is 7-12 this season when committing 12 or fewer turnovers.

REGULAR SEASON MEETING VS. ALABAMA

SOUTH CAROLINA VS. ALABAMA (3/3/10) ALABAMA 79 - SOUTH CAROLINA 70

COLUMBIA, S.C. (AP) - Justin Knox and Mikhail Torrance each had 17 points and Alabama, playing without leading scorer JaMychal Green, spoiled Devan Downey's final South Carolina home game with a 79-70 victory Wednesday night.

The Crimson Tide (15-14, 5-10 Southeastern Conference) came in having lost seven of their past eight and fell behind 11-0 in this one before rallying. Charvez Davis had two late 3-pointers, the second one that put Alabama ahead for good 65-64 with 4:29 to go.

South Carolina (14-15, 5-10) could not respond and lost its sixth straight - the team's longest losing streak in seven years.

Downey, the SEC's leading scorer, finished with 23 points. He also had three steals to set that Gamecock career mark with 273.

GAME #29 - SOUTH CAROLINA 70, ALABAMA 79 MARCH 3, 2010 - COLUMBIA, S.C. - COLONIAL LIFE ARENA

Alabama - 79 (15-14, 5-10)												
#	Player	FG	3FG	FT	O-D-T	F	TP	A	TO	BL	ST	MIN
1	Brock, Anthony, f	2-5	2-4	1-2	0-3-3	3	7	2	5	1	3	35
5	Mitchell, Tony, f	5-11	0-2	3-5	4-6-10	2	13	1	0	0	0	30
40	Knox, Justin, f	6-11	0-0	5-6	4-3-7	2	17	2	2	0	0	32
44	Hines, Chris, f	2-8	0-0	3-4	4-10-14	3	7	0	4	0	1	32
2	Torrance, Mikhail, g	5-12	1-4	6-6	0-6-6	0	17	8	4	2	1	31
10	Eblen, Ben	0-0	0-0	0-0	0-0-0	0	0	0	0	0	0	4
21	Hillman, Senario	5-9	2-3	0-2	2-4-6	4	12	1	2	0	2	23
24	Davis, Chavez	2-4	2-4	0-2	0-0-0	0	6	0	1	0	0	13
Team		21-3										
Totals		27-60	7-17	18-27	16-33-49	14	79	14	18	3	7	200
FG% 1st Half: 15-30, 50.0%		2nd Half: 12-30, 40.0%				Game: 27-60, 45.0%						
3FG% 1st Half: 4-8, 50.0%		2nd Half: 3-9, 33.3%				Game: 7-17, 41.2%						
FT% 1st Half: 2-3, 66.7%		2nd Half: 16-24, 66.7%				Game: 18-27, 66.7%						

South Carolina - 70 (14-15, 5-10)												
#	Player	FG	3FG	FT	O-D-T	F	TP	A	TO	BL	ST	MIN
31	Baniulis, Evaldas, f	0-1	0-1	0-0	0-1-1	0	0	0	1	0	0	4
44	Muldrow, Sam, f	1-8	0-1	5-10	2-2-4	1	7	0	2	3	1	35
2	Downey, Devan, g	9-20	3-7	2-3	0-4-4	4	23	5	4	0	3	33
5	Raley-Ross, Brandis, g	4-9	1-5	0-0	3-2-5	3	9	1	3	0	1	33
14	Wilder, Robert, g	1-2	0-1	0-0	0-0-0	3	2	1	0	0	0	11
1	Spinella, Stephen	0-2	0-2	0-0	0-0-0	0	0	0	0	0	0	9
12	Galloway, Ramon	8-12	4-8	1-2	0-1-1	4	21	0	1	0	1	25
25	Steed, Austin	1-1	0-0	0-0	0-1-1	1	2	0	0	0	1	6
30	Jackson, Lakeem	3-5	0-0	0-2	2-5-7	4	6	5	0	0	3	33
32	Jefferson, Johndre	0-0	0-0	0-0	0-3-3	1	0	0	0	1	1	11
Team		0-0-0										
Totals		27-60	8-25	8-17	7-19-26	21	70	12	11	4	11	200
FG% 1st Half: 16-29, 55.2%		2nd Half: 11-31, 35.5%				Game: 27-60, 45.0%						
3FG% 1st Half: 5-16, 31.3%		2nd Half: 3-9, 33.3%				Game: 8-25, 32.0%						
FT% 1st Half: 2-5, 40.0%		2nd Half: 6-12, 50.0%				Game: 8-17, 47.1%						

Officials: Tom Eades, Anthony Jordan, Antinio Petty
Technical Fouls: Alabama: None; South Carolina: None
Attendance: 11,109

RECORD WATCH

SCORING AVERAGE

- 28.0, Grady Wallace (1956-57)
- 22.5, John Roche (1969-71)
- 20.2, Devan Downey (2007-present)**
- 19.7, Cedrick Hordges (1979-80)
- 19.1, Art Whisnant (1960-62)
- 17.8, Alex English (1973-76)
- 17.5, Skip Harlicka (1966-68)
- 17.3, Kevin Joyce (1971-73)
- 17.2, BJ McKie (1996-99)
- 17.0, Ronnie Collins (1962-64)
- 17.0, Larry Davis (1996-97)

3-POINT PCT. (Min. 50 made)

- .466 (117-251), Brent Price (1988-89)
- .410 (102-249), Bryce Sheldon (2006-07)
- .397 (131-330), Evaldas Baniulis (2006-present)**
- .388 (215-554), BJ McKie (1996-99)
- .385 (264-686), Jamel Bradley (1999-2002)
- .376 (139-370), Jo Jo English (1989-92)
- .373 (147-394), Brandis Raley-Ross (2006-present)**
- .366 (152-415), Larry Davis (1996-97)
- .363 (129-355), Zam Fredrick III (2007-2009)
- .362 (59-163), Ryan Stack (1995-98)

ASSIST AVERAGE

- 5.08, Jack Gilloon (1975-78)
- 4.68, Gerald Peacock (1981-83)
- 4.56, Melvin Watson (1995-98)
- 4.50, Devan Downey (2007-present)**
- 4.34, Carey Rich (1993-95)
- 4.67, Jack Thompson (1966-68)
- 4.00, Michael Foster (1984-87)
- 3.86, Terry Gould (1987-88)
- 3.83, Kevin Joyce (1971-73)
- 3.82, Chuck Eidson (2000-2003)

STEALS

- 275, Devan Downey (2007-present)**
- 272, Chuck Eidson (2000-03)
- 223, Barry Manning (1988-92)
- 194, Melvin Watson (1995-98)
- 165, BJ McKie (1996-99)
- 165, Michael Foster (1984-87)
- 152, Jamie Watson (1991-94)
- 142, Tarence Kinsey (2003-06)
- 141, Carlos Powel (2001-05)
- 137, Aaron Lucas (1999-2002)

STEAL AVERAGE

- 2.95, Devan Downey (2007-present)**
- 2.42, Chuck Eidson (2000-03)
- 1.84, Barry Manning (1988-92)
- 1.78, Larry Davis (1996-97)
- 1.63, Melvin Watson (1995-98)
- 1.61, Carey Rich (1993-95)
- 1.58, Brent Price (1988-89)
- 1.50, Michael Foster (1984-87)
- 1.38, Rolando Howell (2001-03)
- 1.34, BJ McKie (1996-99)

BLOCKED SHOTS

- 249, Brandon Wallace (2003-07))
- 235, Danny Traylor (1971-73)
- 230, Alex English (1973-76)
- 226, Jeff Roulston (1989-92)
- 167, Sam Muldrow (2007-present)**
- 160, Mike Brittain (1983-86)
- 124, Ryan Stack (1995-98)
- 123, Tony Kitchings (1999-2003)
- 112, Renaldo Balkman (2003-06)
- 90, Dominique Archie (2006-present)**

WATSON TO BE NAMED SEC LEGEND

■ South Carolina great Melvin Watson (1994-98) will be named Carolina's SEC Legend at the SEC Tournament to be held at the Bridgestone Arena in Nashville this week. Watson, a 1997 First-Team All-SEC selection and a 1998 second-team honoree, still ranks as Carolina's all-time leader in games started (116) with teammate BJ McKie, while he also ranks first in career assists (543) and fourth in steals (194). Watson ranks 14th all-time in South Carolina history with 1,424 points and was a 41.1% career shooter.

MULDROW BLOCKING WAY INTO RECORD BOOK

■ Junior forward Sam Muldrow continues to climb the career block chart, ranking fifth in Carolina history with 167 career blocks. The Florence, S.C., native, already has 92 blocks this season - six more than Auburn's entire team has collected and seven better than Florida.

DOWNEY SETS SEC SCORING HISTORY

■ Downey's 26.2 points per game average in SEC contests in 2010 ranks as the highest scoring average for a Carolina player in SEC games since the Gamecocks joined the league prior to the 1992 season. The previous high-water mark in SEC games was Tre' Kelley, who scored 21.3 points per game in the 2007 season. Downey also scored 19.9 per game in 2009 to rank in the top five on the Carolina list. Top 10 is below.

Single-Season PPG in SEC Games

1.	Devan Downey (2010)	26.2
2.	Tre Kelley (2007)	21.3
3.	Devan Downey (2009)	19.9
4.	Larry Davis (1996)	18.6
5.	BJ McKie (1998)	18.4
6.	Devan Downey (2008)	18.1
7.	BJ McKie (1999)	17.7
8.	BJ McKie (1997)	17.6
9.	Jamie Watson (1994)	17.4
10.	Carlos Powell (2005)	17.0

DOWNEY CONCLUDES SEC SEASON AS TOP SCORER AMONG PREMIER LEAGUES

■ Devan Downey concluded the 2010 SEC season as the top scorer among premier conferences in league games only.

	Name/School	Conf.	Total	Avg.
1.	Devan Downey (SC)	SEC	419	26.2
2.	James Anderson (OSU)	Big 12	385	24.1
3.	Dominique Jones (USF)	Big East	417	23.2
4.	Malcolm Delaney (Va.Tech)	ACC	363	22.7
5.	Landry Fields (Stanford)	Pac-10	386	21.4
6.	Evan Turner (Ohio State)	Big Ten	322	20.1

SINGLE-SEASON SEC SCORING AVERAGES

(LEAGUE GAMES ONLY SINCE 1991)

■ Devan Downey set one of the top single-season SEC scoring marks for league games only this season. Below is a breakdown of the top single-season scoring averages for conference games only since the 1991 campaign.

Points	Player, School	Year
27.8	Shaquille O'Neal, LSU	1991
26.3	Joe Harvell, UM	1992
26.2	Devan Downey, SC	2010
24.9	Jodie Meeks, UK	2009
24.6	Shaquille O'Neal, LSU	1992
23.3	Allan Houston, UT	1991
23.1	Ronnie Henderson, LSU	1995
23.0	Todd Day, AR	1992
22.7	Allan Houston, UT	1993
22.7	Marcus Thornton, LSU	2009
22.6	Dan Langhi, VU	2000
22.4	Billy McCaffrey, VU	1994
21.8	Corliss Williamson, AR	1995
21.6	Marcus Thornton, LSU	2008
21.3	Litterial Green, UGA	1991
21.3	Billy McCaffrey, VU	1993

STARTS TO THE GAME ...

The following is a rundown of South Carolina's first points in each contest of the year ...

Alabama A&M - **Dominique Archie** jump shot
 Georgia Southern - **Lakeem Jackson** free throw
 vs. La Salle - **Sam Muldrow** jump shot
 vs. USF - **Sam Muldrow** jump shot
 vs. Miami - **Devan Downey** layup
 Jacksonville - **Mike Holmes** layup
 Western Kentucky - **Lakeem Jackson** layup
 at Clemson - **Lakeem Jackson** jump shot
 Richmond - **Sam Muldrow** jump shot
 at Wofford - **Lakeem Jackson** layup
 Furman - **Lakeem Jackson** layup
 at Boston College - **Austin Steed** layup
 Baylor - **Sam Muldrow** jump shot
 Longwood - **Lakeem Jackson** free throw
 at Auburn - **Devan Downey** jump shot
 LSU - **Sam Muldrow** jump shot
 Vanderbilt - **Ramon Galloway** 3-pointer
 at Ole Miss - **Sam Muldrow** jump shot
 at Florida - **Devan Downey** jump shot
 Kentucky - **Sam Muldrow** dunk
 Georgia - **Devan Downey** 3-pointer
 at Tennessee - **Lakeem Jackson** layup
 Florida - **Sam Muldrow** dunk
 at Georgia - **Lakeem Jackson** layup
 at Arkansas - **Sam Muldrow** dunk
 vs. Tennessee - **Lakeem Jackson** jump shot
 at Kentucky - **Brandis Raley-Ross** jump shot
 vs. Mississippi State - **Devan Downey** jump shot
 vs. Alabama - **Devan Downey** jump shot
 at Vanderbilt - **Sam Muldrow** jump shot

Archie 1 time
 Jackson 9 times
 Muldrow 10 times
 Downey 6 times
 Holmes 1 time
 Steed 1 time
 Galloway 1 time
 Raley-Ross 1 time

15 jump shots
 2 free throws
 8 layups
 2 3-pointers
 3 dunks

DOWNEY NAMED COUSY AWARD FINALIST

■ Devan Downey was named one of 11 finalists for the 2010 Bob Cousy Award, presented annually to college basketball's top point guard, as announced by the Naismith Memorial Basketball Hall of Fame on Feb. 5. The original list of 73 candidates from Division I, II and III was cut to 20 last month and to the final 11 on last month. The award is named after Hall of Famer and former Boston Celtic great Bob Cousy. Downey was also named a finalist for the honor during the 2007-08 season.

HORN VS. RANKED OPPONENTS

Following South Carolina's victory over to No. 13/19 Vanderbilt on March 6, South Carolina head coach Darrin Horn holds a 6-11 overall record in his career against ranked opponents. Horn is 5-7 in games against ranked opponents at the helm of the Gamecock program. His victory over Drake and loss to UCLA both came during Western Kentucky's Sweet 16 run in the NCAA Tournament during the 2007-08 season.

<i>Opponent</i>	<i>Date</i>	<i>Result</i>
No. 1 Florida	Nov. 24, 2006	L, 68-101*
No. 14 Gonzaga	Nov. 22, 2007	L, 71-74*
No. 11 Tennessee	Dec. 15, 2007	L, 82-88*
No. 14 Drake	March 21, 2008	W, 101-99*
No. 3 UCLA	March 27, 2008	L, 78-88*
No. 20 Clemson	Dec. 30, 2008	L, 87-98
No. 19 Baylor	Jan. 2, 2009	W, 85-84
No. 24 Tennessee	Jan. 17, 2009	L, 79-82
No. 24 Florida	Jan. 21, 2009	W, 70-69
No. 24 Kentucky	Jan. 31, 2009	W, 78-77
No. 18 Clemson	Dec. 6, 2009	L, 72-61
No. 22 Ole Miss	Jan. 20, 2010	L, 57-66
No. 1 Kentucky	Jan. 26, 2010	W, 68-62
No. 14 Tennessee	Feb. 6, 2010	L, 53-79
No. 20/18 Tennessee	Feb. 20, 2010	L, 55-63
No. 2 Kentucky	Feb. 25, 2010	L, 61-82
No. 13/19 Vanderbilt	March 6, 2010	W, 77-73
Totals		6-11

SOUTH CAROLINA VS. NO. 1

■ Following South Carolina's thrilling upset victory over No. 1 Kentucky on Jan. 26, Carolina is 1-7 all-time vs. teams ranked No. 1 in the AP poll.

Feb. 22, 1957 – at North Carolina – L, 62-75
 March 9, 1957 – vs. North Carolina – L, 75-95 (ACC Tourn.)
 Dec. 14, 1957 – at North Carolina – L, 58-70
Jan. 2, 1977 – vs. Michigan – L, 86-90
 Dec. 12, 1977 – at Kentucky – L, 65-84
 Jan. 20, 1979 – at Notre Dame – L, 73-82
 Nov. 20, 2001 – vs. Duke – L, 56-81 (at Maui Invite)
Jan. 26, 2010 - vs. Kentucky - W, 68-62

DOWNEY ONE OF NATION'S BEST IN STEALS

■ Devan Downey enters Thursday's contest ranked fourth in the nation in steals per game. Prairie View's Chris Jones is the national leader, followed by Duquesne's Damian Saunders, Delaware State's Jay Threatt and Downey. Below is a breakdown of the top four.

<i>Name</i>	<i>Total /Gm.</i>	<i>Steals/Gm.</i>
1. Chris Jones (Prairie View)	65/23	2.8
2. Damian Saunders (Duquesne)	84/30	2.8
3. Jay Threatt (Delaware State)	75/27	2.8
4. Devan Downey (SC)	83/30	2.8

DOWNEY'S 30-POINT GAMES

■ Devan Downey scored at least 30 points in five SEC games this season, and finished with a league-best 26.2 points per game. Downey scored 30 or more points in more games (5) this SEC season, more than any player in Carolina's SEC history in a career. BJ McKie and Tre' Kelley each scored 30 or more points twice in their careers and are the only other two players with more than one 30-point SEC contest.

Downey concludes his career in the Garnet and Black with six 30+ SEC games in his career (one last season - 33 at Florida) - the combined total of all other Gamecock players with 30-point games in Carolina's 19-year history in the SEC.

30-Point SEC Games (By Points Scored)

36, Devan Downey at Florida (2010)
 36, Tre Kelley at Kentucky (2007)
35, Devan Downey vs. Vanderbilt (2010)
 35, Larry Davis vs. LSU (1996)
33, Devan Downey vs. Georgia (2010)
33, Devan Downey at Auburn (2010)
33, Devan Downey at Florida (2009)
 32, Tre Kelley vs. Vanderbilt (2007)
 31, BJ McKie vs. Kentucky (1999)
 31, BJ McKie vs. Florida (1998)
30, Devan Downey vs. Kentucky (2010)
 30, Carlos Powell vs. Ole Miss (2005)

TOP SINGLE-SEASON SEC PERFORMANCES

■ Devan Downey has secured the top single-season (SEC games only) scoring record in Carolina's 19-year history in the league with 419 points on the year. Below is the top five single-season (SEC games only) scoring performances in South Carolina history.

<i>Name</i>	<i>Year</i>	<i>Point Total</i>
Devan Downey	2010	419
Tre' Kelley	2007	341
Devan Downey	2009	318
Larry Davis	1996	297
BJ McKie	1998	294

DOWNEY NAMED NAISMITH MIDSEASON TOP 30

■ Devan Downey was named one of the Naismith Trophy Midseason Top 30 players on Feb. 24. The Naismith Trophy presented by AT&T is the most prestigious national basketball award and is given annually to the men's college basketball player of the year. This year, the award will be presented at the NCAA Men's Final Four in Indianapolis.

INJURY REPORT

■ Senior forward Dominique Archie, who suffered a right knee sprain in South Carolina's November 22 contest against Miami, underwent season-ending knee surgery on Jan. 5. The surgery was a success. Archie averaged 14.4 points and 6.0 rebounds in five games played this season. He surpassed the 1,000 point milestone in Carolina's victory over South Florida on Nov. 20.

GAMECOCKS WIN REBOUNDBING BATTLE WITH LSU

■ South Carolina out-rebounded LSU 38-32 in its victory on Jan. 13, marking the first time that the Gamecocks had out-rebounded an SEC opponent at home since holding a 33-30 edge on the boards in a 66-60 win over Arkansas on Jan. 24, 2007. A span of 23 SEC home matchups. Brandon Wallace collected a floor-best 13 rebounds in that contest.

DID YOU KNOW?

■ A Gamecock opponent has hit at least one 3 in every game since Alabama went 0-for-10 from beyond the arc in a 52-51 Crimson Tide win at Carolina Coliseum on Feb. 13, 2002.

KEY STAT

■ South Carolina is 6-0 in games in which it hits at least 50% from the field. The Gamecocks are 5-2 when connecting on at least 40% of their attempts from beyond the arc.

TO COMPARE

■ In games it has won, South Carolina has held its opponents to just 28.9 percent (64-221) from beyond the arc. To compare, in Carolina losses, opponents hit 39.8 percent (92-231) of their 3-point attempts.

CONSECUTIVE 3-POINTERS MADE

■ South Carolina has made at least one 3-pointer in 265 straight games dating back to an 0-of-19 performance from beyond the arc in a 64-57 loss to Mississippi State on March 2, 2002.

DID YOU KNOW - TAKE TWO?

■ South Carolina has not allowed an opponent to score 100 points since allowing Vanderbilt to surpass the century mark in a 107-97 Commodore victory on Feb. 17, 1996 - a span of 456 games.

2009 SEC RECAP

- With its 10-6 record, South Carolina was the 2009 SEC East Division Co-Champions with Tennessee.
- South Carolina reached double-digit victories in league play for the first time since the 1998 SEC campaign when the Gamecocks earned the No. 2 seed in the SEC Tournament with an 11-5 record in conference play. South Carolina has reached double-digit league victories just three times (1997, 15-1; 1998, 11-5; 2009, 10-6) in its 18-year history in the SEC.
- Four individual Gamecocks were honored with SEC postseason awards from the coaches and media.

Coaches Awards

First Team: Devan Downey

Second Team: Dominique Archie, Zam Fredrick

All-Defensive Team: Dominique Archie, Devan Downey

Sixth Man of the Year: Brandis Raley-Ross

Associated Press Awards

First Team: Devan Downey

Honorable Mention: Dominique Archie

DOWNEY ON NAISMITH, WOODEN PRESEASON WATCH LISTS

- For the second-consecutive year, senior guard Devan Downey was named to both the Wooden Award and Naismith Trophy Preseason Watch Lists.

PRESEASON ACCOLADES

- The Gamecocks were picked by the media to finish fourth in the highly-competitive SEC East. Carolina shared the SEC Eastern Division title with Tennessee last season.
- Senior point guard Devan Downey was tabbed a preseason first-team All-SEC performer by the media and was a unanimous first-team pick by league coaches. Classmate Dominique Archie was selected to the preseason second team by the coaches.

GAMECOCKS INK TOP 10 RECRUITING CLASS

- South Carolina signed five student-athletes to National Letters of Intent during the early signing period in November. *Scout.com* has Carolina's five-member class ranked No. 10 in the nation in its 2010 team recruiting class rankings, while *Rivals.com* has the class at No. 12. Additionally, both organizations have South Carolina's class as the highest rated in the Southeastern Conference. Bruce Ellington (G - 5-10 - 185 - Moncks Corner, S.C./Berkeley High School), Damontre Harris (F - 6-9 - 225 - Fayetteville, N.C./Trinity Christian School), Brian Richardson (G - 6-5 - 180 - Wilson, N.C./Greenfield School), RJ Slawson (F - 6-8 - 190 - Charleston, S.C./Fort Dorchester High School) and Eric Smith (G - 5-11 - 185 - Mullins, S.C./Christ School) will don the Garnet and Black next season. All five student-athletes will enter their first year at Carolina with four years of eligibility.





DARRIN HORN FILE

Born	December 24, 1972, in Glasgow, Ky.
High School	Tates Creek, Lexington, Ky., 1991
College	Western Kentucky University, 1995 (BA, allied language arts)
College Athletics	Four-year letterman, All-Sun Belt Conference, Academic All-America
Wife	Carla (Walker)
Children	Caroline and Walker

COACHING EXPERIENCE

- Western Kentucky, assistant coach, 1995-97
- Morehead State, assistant coach, 1997-99
- Marquette, assistant coach, 1999-03
- Western Kentucky, head coach, 2003-08
- South Carolina, head coach, 2008-present

HEAD COACHING CAREER (YEAR-BY-YEAR RECORD)

WESTERN KENTUCKY (2003-2008)

2003-04	15-13	SBC Tournament 2nd Round
2004-05	22-9	NIT 2nd Round
2005-06	23-8	NIT 1st Round
2006-07	22-11	SBC Tournament 1st Round
2007-08	29-7	NCAA Tournament Sweet 16
5 years	111-48 (.698)	

SOUTH CAROLINA (2008-PRESENT)

2008-09	21-10	NIT 1st Round
2009-10	15-15	-
2 years	36-25 (.590)	
Career Total	147-73 (.668)	

HORN AGAINST NEXT OPPONENT

	Career W-L	@WKU	@SC
Alabama	1-1	0-0	1-1

DARRIN HORN

HEAD COACH | SECOND SEASON

Darrin Horn enters his second season as the head basketball coach at the University of South Carolina. Horn came to Columbia prior to the 2008-09 season after five highly-successful seasons as the head coach at his alma mater, Western Kentucky University.

After leading South Carolina to a 21-10 overall record during the 2008-09 season, Horn's career record stands at 132-58, a .695 winning percentage. That mark ranks him among the elite coaches in the college ranks today as the No. 22 winningest active coaches (by percentage) in NCAA Division I men's basketball entering the 2009-10 season.

In just his first year at the helm of the Gamecock program, Horn led South Carolina to one of the most successful seasons in its 18-year history competing in the Southeastern Conference, as the squad earned double-digit SEC victories for just the third time since joining the league and battled its way to an SEC Eastern Division Co-Championship. Additionally, Carolina's 21 wins in 2008-09 was its first 20-win season since the 2005-06 campaign. Horn led the Gamecocks to their first postseason appearance since the 2005-06 campaign with a trip to the NIT.

In his first season with the Gamecocks, Horn tutored a trio of All-SEC performers in junior point guard Devan Downey (First Team, coaches/media), junior forward Dominique Archie (Second Team, coaches/Honorable Mention, media) and senior guard Zam Fredrick (Second Team, coaches). Brandis Raley-Ross was also honored as the SEC Sixth Man of the Year, while Downey, an SEC Player of the Year Candidate, was named an Honorable Mention All-American by the *Associated Press*. Horn was also instrumental in the formation and emergence of the "Garnet Army," South Carolina's newly formed student section at Colonial Life Arena.

For his achievements during his first year in Columbia, Horn was named a finalist for the 2009 Jim Phelan National Coach of the Year Award, given annually to the nation's top coach.

Horn also had an immediate impact on his team's off the court success, as the Gamecocks enjoyed one of their best academic years in history during the 2008-09 campaign. The squad earned its highest GPA on record (3.007) in the spring of 2009 after posting its second-highest GPA on record (2.749) in the fall.

Horn has also made an impact on the city of Columbia and its surrounding communities. The Inaugural Darrin Horn Ladies Clinic, held in December 2008 and hosted by the South Carolina men's basketball staff and players, was a highly successful event which benefited the American Cancer Society and its fight against breast cancer.

Under Horn's tutelage, Western Kentucky compiled a record of 111-48, a 69.8 winning percentage, including a 29-7 record and a Sun Belt Conference title during the 2007-08 campaign. Prior to the 2007-08 campaign, Horn ranked 14th on *Basketball Times'* list of top 40

Up-and-Coming Coaches. The 29 wins tied the school record, while he averaged over 22 wins per season during his five-year stint in Bowling Green. He took his final squad to the "Sweet 16" as a No. 12 seed with wins over fifth-seeded Drake and No. 13 San Diego before their season came to an end in a 10-point loss to top-seed UCLA.

Known for his up-tempo offense and pressure defense, Horn's 2006-07 squad posted a 22-11 record, its third straight year of 20-or more wins. They were 12-6 in the Sun Belt Conference with all six losses decided by five points or less. No Hilltopper head coach had led WKU to three straight years of 20 or more wins in his first four seasons until Horn accomplished the feat.

In 2005-06, the Hilltoppers posted a 23-8 mark, winning the SBC East Division for the first time since 2002-03 after compiling a 12-2 league record, while reaching the championship game of the league tournament. That came on the heels of a 22-9 finish in 2004-05, including an opening-round victory in the NIT for the school's first postseason win in a national postseason tournament since Horn was a senior on the 1994-95 squad.

Along with his record on the court, Horn's players have also been successful off it. Every player who completed his eligibility under Horn at WKU earned his degree.

Horn was a sophomore guard on the last Western Kentucky team to reach the Sweet 16 in 1993. A four-time letterwinner and three-year starter, Horn helped lead the Hilltoppers to four consecutive 20-win seasons, two Sun Belt Conference championships and a pair of SBC Tournament titles. He was one of three players to assist WKU in reaching national postseason play in four consecutive seasons for the first time in school history, as the Toppers qualified for the 1992 NIT and followed with three straight NCAA Tournament appearances. An All-Sun Belt selection as a senior, Horn was named WKU's Athlete of the Year that season and was voted third-team GTE Academic All-America.

Horn holds the distinction of being the only player in the school's 89 years of basketball history to score the team's first points in each of his four seasons.

After graduating from Western Kentucky in 1995, Horn began his coaching career at his alma mater, spending two seasons as a Hilltopper assistant coach. He worked for two years as an assistant coach at Morehead State University, before joining the Marquette staff in 1999. He was credited with recruiting Dwyane Wade to the Golden Eagles and was on the bench for their Final Four season in 2002-03. Members of the 2002-03 squad were inducted into the Marquette University Athletics Hall of Fame in the summer of 2009.

Off the court, Horn was part of the USO's "Operation Hardwood III" in August of 2006, taking part in an eight-day tour of Japan, coaching military players in a tournament while visiting military personnel in the region.

A full-page background image of basketball player Devan Downey in a white Gamecock jersey with the number 2, jumping high to shoot a basketball. The basketball hoop and net are visible in the upper left corner.

#2

DEVAN DOWNEY

DOWNEY2THERIM.COM

COUSYAWARD.COM

BY THE NUMBERS

	SEC	NCAA
Points - 22.6	1st	6th
Steals - 2.8	1st	4th

DOWNEY NOTABLES

- Selected to Naismith Trophy and Wooden Award Preseason Watch Lists for second-consecutive season
- Tabbed a preseason first-team all-SEC performer by the media and was a unanimous first-team pick by league coaches
- A 2009 Honorable Mention AP All-American
- Has tallied 87 double-digit point efforts in the Garnet and Black, including 48 20-point and nine 30-point performances
- Ranks first all-time with 275 career steals (3.0 steals per game) in Carolina record book.
- Owns single-season steal record with 103 swipes, set in 2007-08, while his 89 steals in 2008-09 rank fourth
- Set Colonial Life Arena scoring record with 37 points against archrival Clemson on Dec. 30, 2008
- Finished 2007-08 season ranked second in the NCAA with 3.2 steals per game, while his 2.9 steals per game in 2008-09 ranked sixth in the nation
- Reached 1,000 points for his Gamecock career in just 53 games (19.2 points per game)

UNIVERSITY OF SOUTH CAROLINA BASKETBALL

■ ALL-AMERICA CANDIDATE

■ SEC PLAYER OF THE YEAR CANDIDATE

► GAMECOCKS RECORD WHEN ...

At home	11-5
On the road	2-9
At neutral sites	2-1
In overtime	0-0
vs. Top 25 team	2-5
vs. Top 10 team	1-1
Leading at half	8-3
Trailing at half	7-10
Tied at half	0-2
Shooting 50% or better	6-0
Shooting between 40-49%	6-6
Shooting less than 39%	3-9
Opp. shooting 50% or better	3-5
Opp. shooting between 40-49%	5-10
Opp. shooting less than 39%	7-0
Shooting better than opp.	11-1
Shooting worse then/equal to opp.	4-14
Starters out-score opp. starters	12-2
Opp. starters score/equal more	3-13
Bench out-scores opp. bench	9-7
Opp. bench scores/equals more	6-8
Having more FTs than opp.	9-1
Having equal/less FTs than opp.	6-14
Have more TOs than opp.	1-4
Having equal/less TOs than opp.	14-11
Having more rebounds than opp.	8-0
Having equal/less rebounds than opp.	7-15
Making 6 or more 3FGs	11-12
Having 15 or more assists	4-0
Having less than 15 assists	11-15
Score more points in paint than opp.	10-3
Scoring equal/less points in paint than opp.	5-12
Scoring more points off TOs than opp.	13-10
Scoring equal/less points off TOs than opp.	2-5
Scoring more 2nd-chance points than opp.	9-4
Scoring equal/less 2nd-chance points than opp.	6-11
Scoring more fast break points than opp.	10-4
Scoring equal/less fast break points than opp.	5-11
Wearing white uniforms	10-5
Wearing gray uniforms	3-1
Wearing black uniforms	2-9
Playing on live TV	15-15
Playing in November	5-1
Playing in December	3-3
Playing in January	5-4
Playing in February	1-6
Playing in March	1-1
Playing a day-game	2-4
Playing a night-game	13-11
Playing on Sunday	0-2
Playing on a Monday	2-0
Playing on a Tuesday	2-0
Playing on a Wednesday	4-4
Playing on a Thursday	1-1
Playing on a Friday	3-0
Playing on a Saturday	3-7
Scoring margin is 5 points or less	4-2
Margin is between 6-10	5-6
Margin is between 11-20	2-5
Margin is more than 20	4-2
Scoring 59 points or less	0-4
Scoring 60-69 points	3-5
Scoring 70-79 points	6-6
Scoring 80-89 points	4-0
Scoring 90-99 points	2-0
Scoring 100+ points	0-0

MISCELLANEOUS

Current streak	Win 1
Home court streak	Loss 3
Away streak	Win 1
Neutral court streak	Loss 1

► 2009-10 SUPERLATIVES

Scoring Leaders	'09-10	Career
Devan Downey	24	67*
Dominique Archie	2	10
Brandis Raley-Ross	3	6
Sam Muldrow	2	3

Rebounding Leaders	'09-10	Career
Sam Muldrow	16	24
Johndre Jefferson	3	3
Dominique Archie	2	22
Lakeem Jackson	7	7
Brandis Raley-Ross	3	7
Devan Downey	1	4

Assists Leaders	'09-10	Career
Devan Downey	22	70*
Lakeem Jackson	8	8
Brandis Raley-Ross	6	12
Ramon Galloway	2	2
Evaldas Baniulis	1	2
Johndre Jefferson	1	1

Blocks Leaders	'09-10	Career
Sam Muldrow	26	53
Johndre Jefferson	9	9
Devan Downey	1	5

Steals Leaders	'09-10	Career
Dominique Archie	3	18
Devan Downey	23	66*
Brandis Raley-Ross	6	8
Sam Muldrow	5	8
Lakeem Jackson	7	7
Johndre Jefferson	1	1
Robert Wilder	1	2
Evaldas Baniulis	1	5
Ramon Galloway	1	1

Double-Figure Scoring	'09-10	Career
Dominique Archie	4	54
Sam Muldrow	17	19
Devan Downey	29	87*
Brandis Raley-Ross	18	41
Ramon Galloway	11	11
Evaldas Baniulis	2	19
Lakeem Jackson	8	8
Johndre Jefferson	1	1
Austin Steed	1	3

20+ points	'09-10	Career
Devan Downey	18	48*
Brandis Raley-Ross	1	2
Sam Muldrow	2	2
Ramon Galloway	1	1

30+ points	'09-10	Career
Devan Downey	6	9*

Double-Figure Rebounding	'09-10	Career
Dominique Archie	1	7
Lakeem Jackson	2	2
Sam Muldrow	3	5

5+ assists	'09-10	Career
Devan Downey	12	48*
Lakeem Jackson	2	2

3+ steals	'09-10	Career
Dominique Archie	1	12
Devan Downey	14	52*
Lakeem Jackson	5	5

2+ blocks	'09-10	Career
Lakeem Jackson	3	3
Sam Muldrow	25	45
Johndre Jefferson	8	8
Dominique Archie	1	24
Austin Steed	2	11

Double-Doubles	'09-10	Career
Dominique Archie	1	7
Sam Muldrow	1	1

* = denotes games played at South Carolina

Miscellaneous

Largest Halftime Lead

SC	24 vs. Alabama A&M
Opp	21, Boston College

Smallest Halftime Lead

SC	2 vs. La Salle, Furman
Opp	2, Georgia (1/30)

Fewest Points In First Half

SC	16 at Tennessee (2/6)
Opp	24, Longwood

Most Points In First Half

SC	52 vs. Alabama A&M
Opp	48, Boston College

Fewest Points In Second Half

SC	27 vs. Wofford, vs. Tennessee (2/20)
Opp	22, Alabama A&M

Most Points In Second Half

SC	53 vs. Furman
Opp	52, Arkansas

Largest Margin of Victory

SC	38 vs. Alabama A&M
Opp	26, at Tennessee

Smallest Margin of Victory

SC	1, Georgia (1/30)
Opp	2, Florida (1/23)

South Carolina Points In The Paint	936/31.2 pg
South Carolina Points Off Of Turnovers	536/17.9 pg
South Carolina Second Chance Points	404/13.5 pg
South Carolina Fast Break Points	263/8.8 pg
South Carolina Starter Points	1,694/56.5 pg
South Carolina Bench Points	470/15.7 pg

2009-10 RESULTS (OVERALL: 15-15, SEC: 6-10, HOME: 11-5, AWAY: 2-9, NEUTRAL: 2-1)

Date	Opponent	W/L	Score	Record	Points	Rebounds	Assists	Steals	Attendance
11/13/09	Alabama A&M	W	88-50	1-0	Downey (23)	Muldrow (7) Jefferson (7)	Downey (4)	Archie (4)	10,769 (paid)
11/16/09	Georgia Southern	W	90-66	2-0	Archie (18)	Archie (10)	Downey (6)	Downey (2) Raley-Ross (2)	10,212 (paid)
11/19/09	La Salle	W	78-68	3-0	Archie (17)	Archie (7)	Downey (5)	Archie (2) Downey (2)	2,115
11/20/09	South Florida	W	69-66	4-0	Downey (17)	Holmes (8)	Jackson (2)	Archie (2) Downey (2) Muldrow (2)	2,391
11/22/09	Miami (Fla.)	L	70-85	4-1	Downey (20)	Holmes (7)	Downey (6)	Downey (4)	2,531
11/27/09	Jacksonville	W	97-93	5-1	Downey (34)	Muldrow (8)	Jackson (2)	Jackson (2) Muldrow (2)	10,318 (paid)
12/2/09	Western Kentucky	W	74-56	6-1	Downey (15)	Jackson (10)	Jackson (4)	Downey (3)	10,707 (paid)
12/6/09	at Clemson	L	61-72	6-2	Raley-Ross (16)	Raley-Ross (8)	Raley-Ross (3) Downey (3)	Downey (5)	10,000
12/16/09	Richmond	W	76-58	7-2	Downey (18)	Muldrow (8) Jefferson (8)	Galloway (3)	Jackson (2) Downey (2) Jefferson (2)	9,640 (paid)
12/19/09	at Wofford	L	61-68	7-3	Downey (17)	Muldrow (6) Raley-Ross (6)	Baniulis (4)	Four with 1	3,500
12/21/09	Furman	W	81-57	8-3	Downey (16) Muldrow (16)	Jefferson (7)	Downey (8)	Downey (7)	9,674 (paid)
12/30/09	at Boston College	L	76-85	8-4	Downey (29)	Jackson (7) Muldrow (7)	Downey (7)	Downey (4)	5,846
1/2/10	Baylor	L	74-85	8-5	Downey (20)	Jackson (7)	Downey (5)	Jackson (6)	11,312 (paid)
1/5/10	Longwood	W	88-58	9-5	Downey (18)	Muldrow (9)	Downey (6)	Downey (3)	8,652 (paid)
1/9/10	at Auburn*	W	80-71	10-5	Downey (33)	Muldrow (8)	Downey (3) Raley-Ross (3) Galloway (3)	Downey (4)	5,638
1/13/10	LSU	W	67-58	11-5	Downey (29)	Jackson (8)	Downey (2) Raley-Ross (2)	Downey (3)	12,103 (paid)
1/16/10	Vanderbilt	L	79-89	11-6	Downey (35)	Downey (5)	Downey (4)	Downey (6)	13,166 (paid)
1/20/10	at Ole Miss	L	57-66	11-7	Downey (25)	Jackson (10)	Downey (5)	Downey (4)	6,824
1/23/10	at Florida	L	56-58	11-8	Downey (36)	Muldrow (9)	Raley-Ross (2)	Raley-Ross (2)	12,094
1/26/10	Kentucky	W	68-62	12-8	Downey (30)	Muldrow (11)	Downey (3)	Downey (2) Raley-Ross (2)	18,000 (paid)
1/30/10	Georgia	W	78-77	13-8	Downey (33)	Muldrow (11)	Jackson (5)	Downey (2) Muldrow (2)	14,013 (paid)
2/6/10	at Tennessee	L	53-79	13-9	Downey (26)	Muldrow (16)	Downey (2)	Downey (1) Baniulis (1)	21,003
2/10/10	Florida	W	77-71	14-9	Downey (24)	Muldrow (8)	Jackson (4)	Downey (4)	12,744 (paid)
2/13/10	at Georgia	L	61-66	14-10	Downey (18) Raley-Ross (18)	Raley-Ross (7)	Downey (3) Jefferson (3)	Raley-Ross (2)	7,597
2/17/10	at Arkansas	L	79-92	14-11	Downey (28)	Muldrow (8)	Downey (7)	Downey (4)	13,175
2/20/10	Tennessee	L	55-63	14-12	Raley-Ross (16)	Muldrow (6)	3 with 1	3 with 2	15,622 (paid)
2/25/10	at Kentucky	L	61-82	14-13	Downey (26)	Muldrow (8)	Downey (5)	Jackson (3)	24,355
2/27/10	vs. Mississippi State	L	63-76	14-14	Muldrow (15)	Jackson (7)	Downey (5)	Jackson (2) Galloway (2)	13,834 (paid)
3/3/10	vs. Alabama	L	70-79	14-15	Downey (23)	Jackson (7)	Downey (5) Jackson (5)	Downey (3) Jackson (3)	11,109 (paid)
3/6/10	at Vanderbilt	W	77-73	15-15	Downey (26)	Muldrow (9)	3 with 2	3 with 2	14,316

2009-10 STARTING LINEUPS

Guard	Forward	Forward/Guard	Forward	Forward/Guard	2009-10	Games
Downey	Jackson	Archie (forward)	Muldrow	Holmes	4-1	5
Downey	Jackson	Raley-Ross (guard)	Muldrow	Holmes	1-0	1
Downey	Jackson	Raley-Ross (guard)	Muldrow	Steed	6-5	11
Downey	Jackson	Raley-Ross (guard)	Muldrow	Jefferson	1-3	4
Downey	Jackson	Raley-Ross (guard)	Muldrow	Galloway (guard)	3-3	6
Downey	Jackson	Raley-Ross	Muldrow	Baniulis	0-2	2
Downey	Baniulis	Raley-Ross	Muldrow	Wilder	0-1	1

GAME-BY-GAME COMPARISON

	Date	Result	FG-A	Pct	3FG-A	Pct	FT-A	Pct	O-D-Total	PF	Pts	A	TO	Blk	Stl	Min	Half
Alabama A&M			20-55	.364	2-11	.182	8-25	.320	15-21-36	24	50	6	24	3	9	200	28
South Carolina	Nov. 13	W, 88-50	29-64	.453	7-24	.292	23-32	.719	16-27-43	18	88	12	16	9	9	200	52
Georgia Southern			23-71	.324	8-29	.276	12-17	.706	18-17-35	33	66	14	21	2	12	200	36
South Carolina	Nov. 16	W, 90-66	27-52	.519	8-20	.400	28-44	.636	14-31-45	15	90	18	24	12	7	200	43
La Salle			26-54	.481	2-8	.250	14-23	.609	9-24-33	19	68	12	17	6	11	200	36
South Carolina	Nov. 19	W, 78-68	31-61	.508	4-14	.286	12-18	.667	11-24-35	19	78	15	17	9	7	200	38
USF			21-48	.438	5-13	.385	19-27	.704	12-25-37	22	66	11	17	2	4	200	35
South Carolina	Nov. 20	W, 69-66	23-62	.371	2-17	.118	21-30	.700	19-20-39	19	69	3	10	7	7	200	29
Miami			30-56	.536	8-13	.615	17-29	.586	14-43-57	15	85	13	24	3	6	200	34
South Carolina	Nov. 22	L, 70-85	26-76	.342	11-34	.324	7-15	.467	12-19-31	23	70	13	10	4	11	200	31
Jacksonville			31-62	.500	7-13	.538	24-27	.889	11-24-35	24	93	16	21	3	9	200	43
South Carolina	Nov. 27	W, 97-93	35-61	.574	6-12	.500	21-30	.700	8-22-30	22	97	5	17	6	9	200	49
Western Kentucky			21-61	.344	3-18	.167	11-19	.579	21-21-42	11	56	7	16	2	6	200	25
South Carolina	Dec. 2	W, 74-56	30-66	.455	9-22	.409	5-6	.833	15-23-38	18	74	12	12	9	9	200	39
Clemson			26-57	.459	9-22	.409	11-14	.786	11-36-47	10	72	16	19	7	7	200	32
South Carolina	Dec. 6	L, 61-72	25-70	.357	6-22	.273	5-10	.500	13-23-36	15	61	10	10	3	14	200	29
Richmond			23-58	.397	5-14	.357	7-10	.700	16-18-34	15	58	7	16	4	8	200	32
South Carolina	Dec. 16	W, 76-58	29-69	.420	6-19	.316	12-15	.800	21-21-45	12	76	8	13	11	9	200	24
Wofford			25-62	.403	4-16	.250	14-23	.609	22-21-43	13	68	13	11	3	8	200	31
South Carolina	Dec. 19	L, 61-68	22-52	.423	9-22	.409	8-12	.667	11-22-33	20	61	7	16	10	4	200	34
Furman			18-55	.327	4-15	.267	17-23	.739	15-21-36	18	57	9	24	2	6	200	26
South Carolina	Dec. 21	W, 81-57	31-59	.525	6-19	.316	13-21	.619	10-21-31	15	81	15	16	9	16	200	28
Boston College			31-65	.477	6-14	.429	17-23	.739	18-29-47	11	85	17	15	7	1	200	48
South Carolina	Dec. 30	L, 76-85	31-70	.443	6-20	.300	8-13	.615	13-20-33	23	76	9	10	10	9	200	27
Baylor			28-57	.491	11-17	.647	18-24	.750	14-38-52	17	85	16	20	6	2	200	38
South Carolina	Jan. 2	L, 74-85	29-83	.349	8-28	.286	8-20	.400	22-17-39	17	74	12	6	8	14	200	27
Longwood			24-67	.358	5-22	.227	5-6	.833	20-20-40	17	58	13	22	0	9	200	24
South Carolina	Jan. 5	W, 88-58	33-66	.500	9-23	.391	13-21	.619	16-21-37	7	88	16	12	6	11	200	47
Auburn			29-65	.446	2-13	.154	11-21	.524	15-26-41	18	71	15	18	1	9	200	29
South Carolina	Jan. 9	W, 80-71	28-62	.452	11-25	.440	13-17	.765	10-27-37	16	80	12	17	5	8	200	32
LSU			21-44	.477	1-7	.143	15-26	.577	5-27-32	15	58	13	15	5	5	200	35
South Carolina	Jan. 13	W, 67-58	26-63	.413	11-32	.344	4-13	.308	14-24-38	22	67	6	12	5	7	200	27
Vanderbilt			33-54	.611	6-13	.462	17-25	.680	13-27-40	18	89	18	20	7	4	200	41
South Carolina	Jan. 16	L, 79-89	28-64	.438	8-18	.444	15-24	.625	13-10-23	20	79	10	12	3	15	200	35
Ole Miss			27-59	.458	5-13	.385	7-11	.636	10-28-38	15	66	14	13	4	7	200	38
South Carolina	Jan. 20	L, 57-66	18-56	.321	5-14	.357	16-22	.727	13-24-37	12	57	9	15	4	9	200	23
Florida			22-53	.415	4-15	.267	10-13	.769	10-26-36	11	58	14	10	1	4	200	25
South Carolina	Jan. 23	L, 56-58	21-55	.382	6-22	.273	8-13	.615	11-23-34	15	56	4	7	5	6	200	25
Kentucky			22-57	.386	3-12	.250	15-21	.714	14-26-40	22	62	9	15	5	5	200	29
South Carolina	Jan. 26	W, 68-62	22-64	.344	4-16	.250	20-28	.714	20-24-44	16	68	6	11	8	7	200	26
Georgia			30-60	.500	6-13	.462	11-17	.647	14-17-31	13	77	16	9	3	7	200	38
South Carolina	Jan. 30	W, 78-77	29-56	.518	9-17	.529	11-18	.611	12-16-28	15	78	13	9	7	5	200	36
Tennessee			27-59	.458	6-17	.353	19-27	.704	10-34-44	19	79	14	6	6	5	200	30
South Carolina	Feb. 6	L, 53-59	16-58	.276	7-28	.250	14-20	.700	11-26-37	19	53	4	11	5	2	200	16
Florida			28-58	.560	5-16	.313	10-23	.435	11-30-41	21	71	15	20	4	4	200	35
South Carolina	Feb. 10	W, 77-71	26-68	.382	6-22	.273	19-24	.792	15-20-35	15	77	11	6	4	10	200	31
Georgia			21-49	.429	4-16	.250	20-23	.870	8-29-37	7	66	15	10	2	4	200	31
South Carolina	Feb. 13	L, 61-66	24-65	.369	9-32	.281	4-6	.667	12-22-34	19	61	11	7	1	5	200	31
Arkansas			30-55	.545	5-15	.333	27-36	.750	11-29-40	17	92	13	20	5	7	200	40
South Carolina	Feb. 17	L, 79-92	31-69	.449	11-29	.379	6-12	.500	12-18-30	30	79	14	18	4	10	200	33
Tennessee			20-41	.488	4-11	.364	19-32	.594	10-30-40	13	63	11	19	2	8	200	24
South Carolina	Feb. 20	L, 55-63	20-63	.317	5-26	.192	10-15	.667	13-17-30	19	55	3	10	3	6	200	28
Kentucky			32-64	.500	3-11	.273	15-20	.750	15-32-47	10	82	12	10	8	8	200	37
South Carolina	Feb. 25	L, 61-82	26-67	.388	4-20	.200	5-7	.714	11-20-31	14	61	10	11	5	8	200	26
Mississippi State			26-52	.500	10-21	.476	14-20	.700	6-30-36	10	76	12	10	2	4	200	35
South Carolina	Feb. 27	L, 63-76	26-60	.433	7-28	.250	4-5	.800	5-21-26	13	63	11	9	3	7	200	28
Alabama			27-60	.450	7-17	.412	18-27	.667	16-33-49	14	79	14	18	3	7	200	36
South Carolina	March 3	L, 70-79	27-60	.450	8-25	.320	8-17	.471	7-19-26	21	70	12	11	4	11	200	39
Vanderbilt			21-49	.429	6-17	.353	25-30	.833	6-22-28	17	73	11	16	2	6	200	35
South Carolina	March 6	W, 77-73	28-57	.491	5-15	.333	16-23	.696	10-23-33	23	77	8	14	3	8	200	27

2009-10 GAME RECAPS



ALABAMA A&M 50
SOUTH CAROLINA 88

NOV. 13, 2009 - COLONIAL LIFE ARENA, COLUMBIA, S.C.

COLUMBIA, S.C. (AP) - Devan Downey scored 23 points as South Carolina opened its season with an 88-50 win over Alabama A&M on Friday night.

Downey, the all-Southeastern Conference guard who passed up the NBA to return for his senior season, made his first five shots from the field, including three 3-pointers. He finished the night 7-of-9 from the field, hitting four of five 3s.

The Gamecocks scored the first 14 points of the game to quickly put away the Bulldogs, who finished in the middle of the Southwestern Athletic Conference last season.

Along with Downey, South Carolina returned three other starters from last year's 21-10 team and they combined for 65 points.

Evan Hilton led the Bulldogs with 13 points.



GEORGIA SOUTHERN 66
SOUTH CAROLINA 90

NOV. 16, 2009 - COLONIAL LIFE ARENA, COLUMBIA, S.C.

COLUMBIA, S.C. (AP) - Dominique Archie scored 18 points and South Carolina pulled away for a 90-66 victory over Georgia Southern on Monday night.

Devan Downey added 14 points, Brandis Raley-Ross scored 13 and Mike Holmes added 12 for the Gamecocks (2-0).

South Carolina took control with 21 unanswered points against the Eagles (1-1), who were picked to finish sixth in the Southern Division of the Southern Conference.

Georgia Southern had a seven-point lead in the first half, but South Carolina scored the final five points of the first half to take a 43-36 lead at the break.

Holmes scored the first two field goals of the second half to start a 16-0 run that lasted the opening 5:12. Archie connected on a 3-pointer and Lakeem Jackson scored five straight before Holmes finished the run with four straight points.

Ben Drayton scored 15 and Willie Powers scored 14 to pace the Eagles.

GAME #1 - SOUTH CAROLINA - 88, ALABAMA A&M 50 NOVEMBER 13, 2009 - COLONIAL LIFE ARENA - COLUMBIA, S.C.

Alabama A&M - 50 (0-1)

#	Player	FG	3FG	FT	O-D-T	F	TP	A	TO	BL	ST	MIN
42	Amusa, Bo, f	3-7	0-0	4-9	2-1-3	1	10	0	1	0	0	24
52	Young, Adam, f	1-6	0-2	0-0	3-6-9	2	2	0	1	1	0	36
4	Cantey, Casey, g	5-6	1-1	1-8	1-1-2	2	12	1	3	1	1	22
24	Lee, Marcus, g	0-2	0-0	0-0	0-2-2	4	0	1	1	1	1	12
33	Hilton, Evan, g	6-15	1-4	0-0	1-2-3	1	13	1	6	0	4	29
10	Adams, Antonio	0-1	0-1	0-0	0-0-0	1	0	0	3	0	0	3
11	Hester, Cornelius	3-7	0-2	0-0	1-1-2	0	6	0	0	0	2	16
12	Deshields, Jabari	0-2	0-0	1-6	1-1-2	4	1	1	5	0	1	17
22	Jackson, Desmond	0-1	0-1	0-0	1-2-3	1	0	0	0	0	0	7
35	Porter, Reggie	0-1	0-0	2-2	0-2-2	0	2	1	2	0	0	7
40	Kemp, Maurice	0-1	0-0	0-0	0-0-0	3	0	1	2	0	0	8
41	Andrews, Pierre	0-0	0-0	0-0	0-0-0	1	0	0	0	0	0	2
44	Inman, Jonathan	2-6	0-0	0-0	2-2-4	4	4	0	0	0	0	17
Team		3-1-4										
Totals		20-55	2-11	8-25	15-21-36	24	50	6	24	3	9	200

FG% 1st Half: 10-27, 37.0%

3FG% 1st Half: 1-5, 20.0%

FT% 1st Half: 7-17, 41.2%

2nd Half: 10-28, 35.7%

2nd Half: 1-6, 16.7%

2nd Half: 1-8, 12.5%

Game: 20-55, 36.4%

Game: 2-11, 18.2%

Game: 8-25, 32.0%

South Carolina - 88 (1-0)

#	Player	FG	3FG	FT	O-D-T	F	TP	A	TO	BL	ST	MIN
21	Archie, Dominique, f	4-7	1-2	6-8	2-3-5	2	15	1	0	0	4	23
24	Holmes, Mike, f	6-10	0-0	2-3	1-3-4	2	14	0	1	1	1	21
30	Jackson, Lakeem, f	0-6	0-4	0-0	2-1-3	2	0	3	1	2	1	19
44	Muldrow, Sam, f	4-5	1-1	4-4	4-3-7	0	13	0	1	3	0	19
2	Downey, Devan, g	7-9	4-5	5-6	0-2-2	1	23	4	4	0	2	22
1	Spinella, Stephen	0-1	0-1	0-0	0-2-2	0	0	1	0	0	0	7
5	Raley-Ross, Brandis	2-6	0-3	2-4	0-0-0	1	6	0	0	0	1	17
12	Galloway, Ramon	1-6	0-4	2-2	2-4-6	2	4	2	4	0	0	23
14	Wilder, Robert	0-1	0-1	0-0	0-0-0	2	0	0	1	0	0	6
25	Steed, Austin	0-2	0-0	0-0	0-2-2	3	0	0	1	0	0	14
31	Baniulis, Evka	1-3	1-3	2-2	0-1-1	0	5	1	1	0	0	11
32	Jefferson, Johnndre	4-8	0-0	0-3	4-3-7	3	8	0	1	3	0	18
Team		1-3-4										
Totals		29-64	7-24	23-32	16-27-43	18	88	12	16	9	9	200

FG% 1st Half: 16-34, 47.1%

3FG% 1st Half: 4-13, 30.8%

FT% 1st Half: 16-18, 88.9%

2nd Half: 13-30, 43.3%

2nd Half: 3-11, 27.3%

2nd Half: 7-14, 50.0%

Game: 29-64, 45.3%

Game: 7-24, 29.2%

Game: 23-32, 71.9%

Officials: Doug Sirmons, Mike Thibodeaux, Mark Whitehead
Technical Fouls: Alabama A&M: None; South Carolina: None
Attendance: 10,769

GAME #2 - SOUTH CAROLINA - 90, GEORGIA SOUTHERN 66 NOVEMBER 16, 2009 - COLONIAL LIFE ARENA - COLUMBIA, S.C.

Georgia Southern - 66 (1-1)

#	Player	FG	3FG	FT	O-D-T	F	TP	A	TO	BL	ST	MIN
2	Spencer, Rory, f	1-7	0-0	4-6	1-5-6	4	6	1	2	0	2	27
21	Troupe, Tyler, f	0-1	0-0	0-2	0-1-1	0	0	0	2	0	0	8
35	Baskerville, Cameron, f	3-10	1-1	2-2	8-2-10	4	9	1	1	1	1	34
10	Hanson, Antonio, g	4-14	4-13	0-0	0-0-0	3	12	0	1	0	0	23
50	Powers, Willie, g	4-8	2-4	4-5	1-0-1	5	14	4	3	0	4	29
1	Rucker, Johnntavious	2-8	0-2	0-0	3-3-6	1	4	2	2	1	3	20
5	Johnson, Antoine	2-7	0-0	0-0	0-1-1	5	4	1	3	0	0	18
13	Janiszewski, K	1-1	0-0	0-0	0-0-0	3	2	1	3	0	0	7
14	Brannen, Jeb	0-1	0-1	0-0	0-0-0	0	0	0	0	0	0	1
22	Drayton, Ben	6-14	1-8	2-2	5-2-7	4	15	4	3	0	2	26
53	Wohleb, Colby	0-0	0-0	0-0	0-1-1	4	0	0	0	0	0	7
Team		0-2-2										
Totals		23-71	8-29	12-17	18-31-35	33	66	14	21	2	12	200

FG% 1st Half: 12-32, 37.5%

3FG% 1st Half: 4-11, 36.4%

FT% 1st Half: 8-13, 61.5%

2nd Half: 11-39, 28.2%

2nd Half: 4-18, 22.2%

2nd Half: 4-4, 100.0%

Game: 23-71, 32.4%

Game: 8-29, 27.6%

Game: 12-17, 70.6%

South Carolina - 90 (2-0)

#	Player	FG	3FG	FT	O-D-T	F	TP	A	TO	BL	ST	MIN
21	Archie, Dominique, f	5-7	3-3	5-7	4-6-10	0	18	3	3	3	0	31
24	Holmes, Mike, f	5-6	0-0	2-8	1-2-3	2	12	0	5	2	0	24
30	Jackson, Lakeem, f	3-4	0-0	3-4	0-3-3	3	9	2	0	1	1	20
44	Muldrow, Sam, f	1-2	0-0	4-4	2-1-3	2	6	1	2	4	1	22
2	Downey, Devan, g	4-10	1-4	5-8	0-5-5	2	14	6	7	0	2	28
1	Spinella, Stephen	0-1	0-1	0-0	0-0-0	0	0	0	0	0	0	3
5	Raley-Ross, Brandis	4-7	2-4	3-3	0-3-3	1	13	2	1	0	2	24
12	Galloway, Ramon	3-9	1-4	3-4	1-3-4	2	10	1	0	0	1	18
14	Wilder, Robert	0-1	0-1	0-0	0-0-0	0	0	0	0	0	0	3
25	Steed, Austin	1-2	0-0	2-2	5-3-8	1	4	2	2	1	0	14
31	Baniulis, Evaldas	1-3	1-3	0-0	0-0-0	1	3	1	1	0	0	4
32	Jefferson, Johnndre	0-0	0-0	1-4	0-1-1	1	1	0	1	1	0	9
Team		1-4-5										
Totals		27-52	8-20	28-44	14-31-45	15	90	18	24	12	7	200

FG% 1st Half: 12-26, 46.2%

3FG% 1st Half: 5-11, 45.5%

FT% 1st Half: 14-19, 73.7%

2nd Half: 15-26, 57.7%

2nd Half: 3-9, 33.3%

2nd Half: 14-25, 56.0%

Game: 27-52, 51.9%

Game: 8-20, 40.0%

Game: 28-44, 63.6%

Officials: Rick Crawford, Brent Barnaky, Jeff Smith
Technical Fouls: Georgia Southern: None; South Carolina: None
Attendance: 10,212

2009-10 GAME RECAPS



LA SALLE SOUTH CAROLINA

68

78

NOV. 19, 2009 - CAROLINA FIRST ARENA, CHARLESTON, S.C.

CHARLESTON, S.C. (AP) - Dominique Archie scored 17 points to lead a balanced scoring effort for South Carolina as the Gamecocks cruised past La Salle 78-68 in the first round of the Charleston Classic on Thursday night.

Leading by two at the half, South Carolina (3-0) started the second half with a 13-4 run and built a 17-point lead with 11:50 to play.

La Salle (1-0) never made a serious run, and the Gamecocks coasted home for the victory.

The Gamecocks had four players finish in double figures, including Brandis Raley-Ross with 16, Mike Holmes with 15 and Devan Downey with 10.

Rodney Green led La Salle with 23 points.

South Carolina led 38-36 at the half, thanks to a 9-2 run over the final 3:45.

The Explorers shot 51.9 percent from the field in the first half and dominated play until the Gamecocks' late run.



USF SOUTH CAROLINA

66

69

NOV. 20, 2009 - CAROLINA FIRST ARENA, CHARLESTON, S.C.

CHARLESTON, S.C. (AP) - Devan Downey scored 17 points and South Carolina reached the championship game of the Charleston Classic by downing South Florida 69-66 on Friday night at Carolina First Arena.

South Carolina (4-0) plays Miami at 6 p.m. on Sunday for the tournament championship.

South Florida (3-1) will play North Carolina-Wilmington at 3:30 p.m. in a consolation game.

Clutch free-throw shooting aided the Gamecocks down the stretch against the Bulls, as South Carolina made 11 of 14 in the last 1:49.

South Florida jumped out to a 10-point lead early in the first half against South Carolina, but the Gamecocks cut the margin to six at halftime.

South Carolina took a 40-38 lead at the 14:36 mark of the second half. While they never gave up the lead from that point on, the game was tight the remainder of the way.

Augustus Gilchrist led USF with 19 points.

South Carolina senior forward Dominique Archie tallied his 1,000th career point in the victory. Archie finished with 15.

GAME #3 - SOUTH CAROLINA - 78, LA SALLE - 68 NOVEMBER 19, 2009 - CAROLINA FIRST ARENA - CHARLESTON, S.C.

La Salle - 68 (1-1)

#	Player	FG	3FG	FT	O-D-T	F	TP	A	TO	BL	ST	MIN
5	Barrett, Kimmani, f	3-8	0-1	1-4	1-3-4	1	7	1	2	0	3	33
12	Mekongo, Yves, f	1-5	0-2	4-5	1-2-3	2	6	2	5	0	1	33
20	Williams, Jerrell, f	4-6	0-0	3-5	2-3-5	3	11	3	2	0	2	20
24	Murray, Aaric, c	2-8	0-1	0-0	0-7-7	4	4	2	3	5	0	20
10	Green, Rodney, g	8-13	1-2	6-9	3-3-6	2	23	0	4	0	3	34
1	Carey, T.T.	1-1	0-0	0-0	0-1-1	0	2	1	0	0	1	2
3	Williams, Terrell	2-2	0-0	0-0	1-1-2	1	4	0	0	0	0	16
14	White, Devon	2-3	0-0	0-0	1-1-2	1	4	0	0	0	0	5
25	Danish, Greg	0-1	0-0	0-0	0-0-0	0	0	0	0	0	0	2
34	Guillandeaux, Ruben	3-7	1-2	0-0	0-1-1	3	7	3	1	0	1	29
41	Weingarten, Steve	0-0	0-0	0-0	0-0-0	2	0	0	0	1	0	6
Team					0-2-2							
Totals		26-54	2-8	14-23	9-24-33	19	68	12	17	6	11	200

FG% 1st Half: 14-27, 51.9% 2nd Half: 12-27, 44.4% Game: 26-54, 48.1%
 3FG% 1st Half: 1-4, 25.0% 2nd Half: 1-4, 25.0% Game: 2-8, 25.0%
 FT% 1st Half: 7-9, 77.8% 2nd Half: 7-14, 50.0% Game: 14-23, 60.9%

South Carolina - 78 (3-0)

#	Player	FG	3FG	FT	O-D-T	F	TP	A	TO	BL	ST	MIN
21	Archie, Dominique, f	7-14	0-2	3-3	3-4-7	3	17	2	4	1	2	31
30	Jackson, Lakeem, f	3-6	0-1	0-0	1-3-4	1	6	3	2	1	1	19
44	Muldrow, Sam, f	0-1	0-1	0-0	2-0-2	3	0	1	1	0	0	15
24	Holmes, Mike, f	7-10	0-0	1-4	1-3-4	3	15	0	0	0	1	23
2	Downey, Devan, g	4-11	0-2	2-3	0-1-1	1	10	5	5	0	2	27
1	Spinella, Stephen	0-1	0-0	0-0	0-1-1	0	0	0	0	0	0	1
5	Raley-Ross, Brandis	5-7	4-6	2-2	0-2-2	1	16	0	2	0	1	24
12	Galloway, Ramon	1-4	0-1	0-0	1-2-3	2	2	3	1	1	0	14
14	Wilder, Robert	0-0	0-0	0-0	0-0-0	0	0	0	0	0	0	2
25	Steed, Austin	2-2	0-0	2-2	0-2-2	3	6	0	0	1	0	16
31	Baniulis, Evaldas	0-1	0-1	0-1	0-0-0	0	0	0	1	0	0	8
32	Jefferson, Johndre	2-4	0-0	2-3	1-4-5	2	6	1	1	5	0	20
Team					2-2-4							
Totals		31-61	4-14	12-18	11-24-35	19	78	15	17	9	7	200

FG% 1st Half: 14-31, 45.2% 2nd Half: 17-30, 56.7% Game: 31-61, 50.8%
 3FG% 1st Half: 2-7, 28.6% 2nd Half: 2-7, 28.6% Game: 4-14, 28.6%
 FT% 1st Half: 8-9, 88.9% 2nd Half: 4-9, 44.4% Game: 12-18, 66.7%

Officials: Mark Whitehead, Hal Lusk, Andrew Whalton
 Technical Fouls: La Salle: None; South Carolina: None
 Attendance: 2,115

GAME #4 - SOUTH CAROLINA - 69, USF - 66 NOVEMBER 20, 2009 - CAROLINA FIRST ARENA - CHARLESTON, S.C.

USF - 66 (3-1)

#	Player	FG	3FG	FT	O-D-T	F	TP	A	TO	BL	ST	MIN
24	Gilchrist, Augustus, f	4-11	1-1	10-12	5-2-7	4	19	1	3	1	0	33
31	Famous, Jarrid, c	6-10	0-0	4-6	3-6-9	2	16	0	3	0	1	37
3	Howard, Chris, g	2-7	1-5	0-0	1-2-3	3	5	4	2	0	1	38
20	Jones, Dominique, g	5-10	2-4	5-9	0-9-9	3	17	5	5	1	0	40
33	Mercer, Mike, g	1-4	0-1	0-0	2-2-4	3	2	0	2	0	0	18
5	Leemow, Justin	0-3	0-1	0-0	0-0-0	5	0	1	1	0	1	23
22	Noriega, Shaun	1-1	1-1	0-0	0-0-0	0	3	0	0	0	0	2
23	Burwell, Mike	0-0	0-0	0-0	0-0-0	1	0	0	0	0	0	0+
32	Fitzpatrick, Toarlyn	2-2	0-0	0-0	1-1-2	1	4	0	0	0	1	9
Team					0-3-3							
Totals		21-48	5-13	19-27	12-25-37	22	66	11	17	2	4	200

FG% 1st Half: 13-25, 52.0% 2nd Half: 8-23, 34.8% Game: 21-48, 43.8%
 3FG% 1st Half: 1-5, 20.0% 2nd Half: 4-8, 50.0% Game: 5-13, 38.5%
 FT% 1st Half: 8-11, 72.7% 2nd Half: 11-16, 68.8% Game: 19-27, 70.4%

South Carolina - 69 (4-0)

#	Player	FG	3FG	FT	O-D-T	F	TP	A	TO	BL	ST	MIN
21	Archie, Dominique, f	5-12	1-4	4-4	3-3-6	3	15	1	2	0	2	34
30	Jackson, Lakeem, f	0-4	0-2	1-2	0-2-2	1	1	2	1	0	0	19
44	Muldrow, Sam, f	4-10	0-2	2-4	2-4-6	3	10	0	1	6	2	26
24	Holmes, Mike, f	4-6	0-0	0-0	4-4-8	5	8	0	2	0	0	16
2	Downey, Devan, g	6-12	0-2	5-6	0-3-3	1	17	0	2	0	2	35
5	Raley-Ross, Brandis	1-8	1-5	2-2	1-0-1	1	5	0	0	0	0	27
12	Galloway, Ramon	1-5	0-2	5-8	0-0-0	0	7	0	0	0	0	16
25	Steed, Austin	1-3	0-0	2-2	4-0-4	3	4	0	0	0	0	16
31	Baniulis, Evaldas	0-0	0-0	0-0	0-0-0	0	0	0	0	0	0	3
32	Jefferson, Johndre	1-2	0-0	0-2	2-4-6	2	2	0	1	1	1	8
Team					3-0-3							
Totals		23-62	2-17	21-30	19-20-39	19	69	3	10	7	7	200

FG% 1st Half: 11-32, 34.4% 2nd Half: 12-30, 40.0% Game: 23-62, 37.1%
 3FG% 1st Half: 0-8, 0.0% 2nd Half: 2-9, 22.2% Game: 2-17, 11.8%
 FT% 1st Half: 7-10, 70.0% 2nd Half: 14-20, 70.0% Game: 21-30, 70.0%

Officials: Mike Wood, Bret Smith, Kevin Mathis
 Technical Fouls: USF: None; South Carolina: None
 Attendance: 2,391

2009-10 GAME RECAPS



MIAMI
SOUTH CAROLINA

85
70

NOV. 22, 2009 - CAROLINA FIRST ARENA, CHARLESTON, S.C.

CHARLESTON, S.C. (AP) - James Dews scored 22 points and Dwayne Collins added 17 points to go with 15 rebounds, leading Miami past South Carolina 85-70 in the championship game of the Charleston Classic on Sunday night.

Collins was selected as the MVP of the tournament.

Miami (5-0) outscored the Gamecocks (4-1) 11-5 in the final 2:25 to clinch it. South Carolina led by as many as 11 points in the first half, but Miami came back to take a 34-31 halftime lead.

Miami outrebounded South Carolina 30-16 in the first half.

The Gamecocks played without forward Dominique Archie for most of the game. Archie injured his right knee and left the game with 13:29 to play in the first half and South Carolina leading 9-2. He did not return.

Miami reached the championship game by beating Tulane 74-54 in the opening round and North Carolina-Wilmington 67-60 in the second round.



JACKSONVILLE
SOUTH CAROLINA

93
97

NOV. 27, 2009 - COLONIAL LIFE ARENA, COLUMBIA, S.C.

COLUMBIA, S.C. (AP) - Devan Downey scored 17 of his 34 points in the final 5 1/2 minutes to lead South Carolina over Jacksonville 97-93 on Friday night.

Despite playing for the first time in four years without Dominique Archie, who injured his knee Sunday in a loss to Miami, the Gamecocks (5-1) won the highest-scoring game in Colonial Life Arena's nine-year history.

Travis Cohn gave Jacksonville (0-3) a 75-74 lead before Downey and Brandis Raley-Ross, who had a season-high 18 points, took control. Downey hit two free throws to give South Carolina the lead, then added a layup on the next possession before Raley-Ross hit a free throw.

Downey then hit a jumper, two free throws, and a pull-up 3-pointer to give the Gamecocks an 86-78 lead with just under 2 minutes remaining.

Raley-Ross hit a lay-up before Downey made two more foul shots.

Ben Smith led the Dolphins with 31 points.

GAME #5 - SOUTH CAROLINA - 70, MIAMI - 85 NOVEMBER 22, 2009 - CAROLINA FIRST ARENA - CHARLESTON, S.C.

Miami - 85 (5-0)

#	Player	FG	3FG	FT	O-D-T	F	TP	A	TO	BL	ST	MIN
20	McGowan, Cyrus, f	1-2	0-0	2-4	0-6-6	2	4	0	3	0	0	20
21	Collins, Dwayne, f	6-11	0-0	5-7	6-9-15	5	17	1	2	0	0	29
31	Jones, DeQuan, f	4-4	0-0	0-0	0-5-5	1	8	2	5	1	1	27
1	Scott, Durand, g	3-7	0-0	2-5	1-9-10	2	8	3	7	0	1	29
23	Dews, James, g	8-11	3-3	3-3	1-1-2	3	22	1	0	0	1	31
3	Grant, Malcolm	2-8	1-3	2-4	1-0-1	1	7	3	2	0	0	23
25	Adams, Garrius	1-4	1-3	0-0	0-2-2	0	3	0	3	0	0	9
30	Thomas, Adrian	3-5	3-4	0-1	0-3-3	1	9	2	1	0	2	21
42	Johnson, Reggie	2-2	0-0	3-5	1-6-7	0	7	1	0	1	1	10
45	Gamble, Julian	0-2	0-0	0-0	0-0-0	0	0	0	0	1	0	1
	Team				4-2-6				1			
Totals		30-56	8-13	17-29	14-43-57	15	85	13	24	3	6	200
FG% 1st Half: 13-29, 44.8%		2nd Half: 17-27, 63.0%		Game: 30-56, 53.6%								
3FG% 1st Half: 4-7, 57.1%		2nd Half: 4-6, 66.7%		Game: 8-13, 61.5%								
FT% 1st Half: 4-12, 33.3%		2nd Half: 13-17, 76.5%		Game: 17-29, 58.6%								

South Carolina - 70 (4-1)

#	Player	FG	3FG	FT	O-D-T	F	TP	A	TO	BL	ST	MIN
21	Archie, Dominique, f	3-5	1-2	0-0	0-2-2	0	7	0	1	0	1	7
30	Jackson, Lakeem, f	1-5	0-1	0-2	0-1-1	2	2	2	0	0	2	19
44	Muldrow, Sam, f	0-5	0-1	0-0	0-1-1	3	0	0	1	4	2	25
24	Holmes, Mike, f	4-10	0-0	2-4	5-2-7	5	10	1	0	0	1	27
2	Downey, Devan, g	8-23	2-11	2-2	0-6-6	3	20	6	4	0	4	37
1	Spinella, Stephen	0-1	0-1	0-0	0-0-0	1	0	0	0	0	0	2
5	Raley-Ross, Brandis	4-12	3-8	1-2	0-2-2	2	12	2	2	0	1	34
12	Galloway, Ramon	5-10	4-8	0-1	1-2-3	3	14	2	1	0	0	23
25	Steed, Austin	0-3	0-0	1-2	2-1-3	2	1	0	0	0	0	12
31	Baniulis, Evaldas	1-2	1-2	1-2	1-0-1	1	4	0	1	0	0	9
32	Jefferson, Johnndre	0-0	0-0	0-0	0-0-0	1	0	0	0	0	0	5
	Team				3-2-5							
Totals		26-76	11-34	7-15	12-19-31	23	70	13	10	4	11	200
FG% 1st Half: 12-36, 33.3%		2nd Half: 14-40, 35.0%		Game: 26-76, 34.2%								
3FG% 1st Half: 6-17, 35.3%		2nd Half: 5-17, 29.4%		Game: 11-34, 32.4%								
FT% 1st Half: 1-2, 50.0%		2nd Half: 6-13, 46.2%		Game: 7-15, 46.7%								

Officials: Mark Jansen, Kevin Mathis, Les Jones
Technical Fouls: Miami: None; South Carolina: None
Attendance: 2,531

GAME #6 - SOUTH CAROLINA - 97, JACKSONVILLE 93 NOVEMBER 27, 2009 - COLONIAL LIFE ARENA - COLUMBIA, S.C.

Jacksonville - 93 (0-3)

#	Player	FG	3FG	FT	O-D-T	F	TP	A	TO	BL	ST	MIN
10	Hardy, Ayron, f	5-9	0-1	0-0	1-6-7	5	10	4	1	1	0	30
41	Colbert, Lehmon, f	2-5	0-1	5-6	0-6-6	5	9	2	3	0	2	33
44	Powell, Glenn, f	0-1	0-0	0-0	0-1-1	1	0	0	0	0	0	4
1	Cohn, Travis, g	6-10	2-3	0-0	3-2-5	1	14	2	5	0	1	22
3	Smith, Ben, g	8-14	2-4	13-15	0-4-4	3	31	7	2	0	4	35
2	Powell, Russell	0-2	0-0	0-0	0-0-0	0	0	0	0	0	0	5
15	Edwards, Chris	3-5	1-1	2-2	2-3-5	1	9	0	4	1	1	18
23	Galvin, Tevin	3-4	2-3	2-2	2-1-3	2	10	1	4	0	0	18
30	Lukasiak, Szymon	2-4	0-0	0-0	0-0-0	4	4	0	1	0	1	12
35	Alston, Will	2-8	0-0	2-2	3-1-4	2	6	0	1	1	0	23
	Team				0-0-0							
Totals		31-62	7-13	24-27	11-24-35	24	93	16	21	3	9	200
FG% 1st Half: 16-29, 55.2%		2nd Half: 15-33, 45.5%		Game: 31-62, 50.0%								
3FG% 1st Half: 1-3, 33.3%		2nd Half: 6-10, 60.0%		Game: 7-13, 53.8%								
FT% 1st Half: 10-11, 90.9%		2nd Half: 14-16, 87.5%		Game: 24-27, 88.9%								

South Carolina - 97 (5-1)

#	Player	FG	3FG	FT	O-D-T	F	TP	A	TO	BL	ST	MIN
24	Holmes, Mike, f	3-6	0-0	1-4	0-3-3	3	7	0	0	2	1	28
30	Jackson, Lakeem, f	4-6	0-0	0-0	2-3-5	3	8	2	3	0	2	22
44	Muldrow, Sam, f	6-10	0-0	0-0	3-5-8	5	12	1	1	2	2	31
2	Downey, Devan, g	12-18	2-3	8-9	0-2-2	2	34	1	5	0	0	32
5	Raley-Ross, Brandis, g	6-10	2-3	4-6	1-1-2	0	18	1	2	1	1	35
1	Spinella, Stephen	1-5	1-4	1-2	1-2-3	2	4	0	0	0	1	11
12	Galloway, Ramon	2-3	1-1	5-6	1-1-2	1	10	0	4	0	1	16
25	Steed, Austin	1-1	0-0	1-1	0-0-0	2	3	0	2	0	1	7
31	Baniulis, Evaldas	0-1	0-1	0-0	0-2-2	1	0	0	0	0	0	7
32	Jefferson, Johnndre	0-1	0-0	1-2	0-3-3	3	1	0	0	1	0	11
	Team				0-0-0							
Totals		35-61	6-12	21-30	8-22-30	22	97	5	17	6	9	200
FG% 1st Half: 21-35, 60.0%		2nd Half: 14-26, 53.8%		Game: 35-61, 57.4%								
3FG% 1st Half: 1-5, 20.0%		2nd Half: 5-7, 71.4%		Game: 6-12, 50.0%								
FT% 1st Half: 6-8, 75.0%		2nd Half: 15-22, 68.2%		Game: 21-30, 70.0%								

Officials: J.B. Caldwell, Antinio Petty, Brian Shey
Technical Fouls: Jacksonville: Colbert; South Carolina: Jefferson
Attendance: 10,318

2009-10 GAME RECAPS



WESTERN KENTUCKY 56 SOUTH CAROLINA 74

DEC. 2, 2009 - COLONIAL LIFE ARENA, COLUMBIA, S.C.

COLUMBIA, S.C. (AP) - Devan Downey scored 15 points to lead five South Carolina players in double figures as the Gamecocks defeated Western Kentucky 74-56 on Wednesday night.

Playing short-handed for the second straight game, South Carolina (6-1) went on a 21-4 run in the first half as five players connected on 3-pointers.

Brandis Raley-Ross hit a pair of 3-pointers and Ramon Galloway, Sam Muldrow and Downey also connected from long range during the stretch lasting more than 6 minutes.

The Gamecocks were 10-for-16 from the field in building a 15-point lead, but went 6-for-23 the remainder of the half.

Western Kentucky (2-3) opened the second half on an 11-5 run to pull within eight but could not get any closer.

Muldrow and Raley-Ross had 12 points apiece while Galloway and Evaldas Baniulis scored 11 each.

A.J. Slaughter led Western Kentucky with 12 points.



SOUTH CAROLINA 61 NO. 19 CLEMSON 72

DEC. 6, 2009 - LITTLEJOHN COLISEUM, CLEMSON, S.C.

CLEMSON, S.C. (AP) - Tanner Smith and Demontez Stitt scored 14 points each and No. 18 Clemson won its sixth straight game over rival South Carolina, 72-61 on Sunday.

The Tigers (7-2) used a late 18-6 run to pull away - and bounce back from a bad defeat to Illinois on Wednesday night when they surrendered a 23-point second-half lead and lost 76-74.

In this one, Clemson got back on track by holding Devan Downey of the Gamecocks (6-2) in check.

Downey a scored a career-high 37 points against the Tigers last season. But he was just 3 of 15 from the field for eight points.

Brandis Raley-Ross scored 16 points for the Gamecocks, who again played without injured starters Dominique Archie and Mike Holmes.

Even missing the two 6-foot-7 forwards, the Gamecocks did a solid job keeping Clemson's Trevor Booker off balance. He finished 2 of 9 from the field for seven points and committed four of Clemson's 19 turnovers.

The Gamecocks had cut a 10-point deficit to 52-50 on Raley-Ross' fourth 3-pointer. That's when Stitt and Smith took control.

Stitt drove for a basket and Smith followed with a 3. Jerai Grant added two inside baskets to put Clemson up 63-54. Smith and Stitt ended the run with two foul shots each and the Tigers led 70-56.

At the end, a few South Carolina fans chanted, "It's not football," a reference to the Gamecocks' 34-17 victory over the Tigers on Nov. 28.

Clemson coach Oliver Purnell was anxious to see if his team was past the shock of the Illinois collapse.

The Tigers showed they were from the start, grabbing a 14-6 lead as David Potter had two 3-pointers and Stitt added one from long range.

GAME #7 - SOUTH CAROLINA - 74, WESTERN KENTUCKY 56 DECEMBER 2, 2009 - COLONIAL LIFE ARENA - COLUMBIA, S.C.

Western Kentucky - 56 (2-3)

#	Player	FG	3FG	FT	O-D-T	F	TP	A	TO	BL	ST	MIN
1	Kerusch, Sergio, f	1-9	0-5	1-4	4-2-6	1	3	0	0	0	1	30
30	Pettigrew, Steffphon, f	5-11	0-2	1-2	1-5-6	3	11	0	3	0	2	30
40	Evans, Jeremy, f	3-6	0-0	3-4	5-3-8	1	9	0	1	2	0	32
4	Slaughter, A.J., g	5-15	2-8	0-1	1-2-3	2	12	2	2	0	0	39
55	Sally, Anthony, g	1-2	0-0	1-2	1-3-4	1	3	3	7	0	1	30
5	Dixon, Cliff	3-9	0-0	3-4	6-2-8	0	9	0	2	0	2	14
10	Dickerson, Caden	2-4	1-3	0-0	0-2-2	1	5	2	0	0	0	14
13	Tipping, Jameson	1-2	0-0	0-0	0-1-1	1	2	0	0	0	0	4
14	Crook, Jamal	0-1	0-0	0-0	0-0-0	1	0	0	1	0	0	3
45	Milosevic, Nemanja	0-2	0-0	2-2	0-0-0	0	2	0	0	0	0	4
Team		3-1-4										
Totals		21-61	3-18	11-19	21-21-42	11	56	7	16	2	6	200
FG% 1st Half: 10-29, 34.5%		2nd Half: 11-32, 34.4%		Game: 21-61, 34.4%								
3FG% 1st Half: 1-6, 16.7%		2nd Half: 2-12, 16.7%		Game: 3-18, 16.7%								
FT% 1st Half: 4-7, 57.1%		2nd Half: 7-12, 58.3%		Game: 11-19, 57.9%								

South Carolina - 74 (6-1)

#	Player	FG	3FG	FT	O-D-T	F	TP	A	TO	BL	ST	MIN
25	Steed, Austin, f	2-4	0-0	0-0	0-1-1	4	4	0	0	0	0	14
30	Jackson, Lakeem, f	4-5	0-0	1-2	3-7-10	0	9	4	2	1	2	32
44	Muldrow, Sam, f	5-15	2-4	0-0	1-7-8	2	12	1	2	6	1	32
2	Downey, Devan, g	6-12	1-4	2-2	0-1-1	1	15	1	2	0	3	32
5	Raley-Ross, Brandis, g	5-8	2-3	0-0	2-1-3	3	12	1	1	0	1	31
1	Spinella, Stephen	0-0	0-0	0-0	0-0-0	1	0	0	2	0	0	7
12	Galloway, Ramon	4-11	1-4	2-2	3-2-5	2	11	2	1	1	1	24
14	Wildner, Robert	0-0	0-0	0-0	0-0-0	0	0	1	0	0	0	1
31	Baniulis, Evaldas	4-8	3-7	0-0	1-1-2	3	11	1	0	0	0	13
32	Jefferson, Johnndre	0-3	0-0	0-0	3-0-3	2	0	1	2	1	1	14
Team		2-3-5										
Totals		30-66	9-22	5-6	15-23-38	18	74	12	12	9	9	200
FG% 1st Half: 16-39, 41.0%		2nd Half: 14-27, 51.9%		Game: 30-66, 45.5%								
3FG% 1st Half: 7-16, 43.8%		2nd Half: 2-6, 33.3%		Game: 9-22, 40.9%								
FT% 1st Half: 0-0, 0.0%		2nd Half: 5-6, 83.3%		Game: 5-6, 83.3%								

Officials: Tom Eades, Karl Hess, Patrick Evans
Technical Fouls: WKU: None; South Carolina: None
Attendance: 10,707

GAME #8 - SOUTH CAROLINA - 61, CLEMSON 72 DECEMBER 6, 2009 - LITTLEJOHN COLISEUM - CLEMSON, S.C.

South Carolina - 61 (6-2)

#	Player	FG	3FG	FT	O-D-T	F	TP	A	TO	BL	ST	MIN
25	Steed, Austin, f	1-5	0-0	1-4	1-4-5	2	3	0	0	0	1	32
30	Jackson, Lakeem, f	5-13	0-0	0-0	2-2-4	1	10	1	2	1	4	33
44	Muldrow, Sam, f	6-10	1-4	0-0	1-3-4	3	13	1	1	2	1	27
2	Downey, Devan, g	3-15	1-4	1-2	1-3-4	2	8	3	2	0	5	32
5	Raley-Ross, Brandis, g	5-8	4-6	2-2	2-6-8	3	16	3	1	0	1	33
12	Galloway, Ramon	5-11	0-3	1-2	3-1-4	3	11	2	3	0	1	27
31	Baniulis, Evaldas	0-7	0-5	0-0	1-2-3	1	0	0	1	0	0	11
32	Jefferson, Johnndre	0-1	0-0	0-0	0-0-0	0	0	0	0	0	1	5
Team		2-2-4										
Totals		25-70	6-22	5-10	13-23-36	15	61	10	10	3	14	200
FG% 1st Half: 12-34, 35.3%		2nd Half: 13-36, 36.1%		Game: 25-70, 35.7%								
3FG% 1st Half: 1-8, 12.5%		2nd Half: 5-14, 35.7%		Game: 6-22, 27.3%								
FT% 1st Half: 4-6, 66.7%		2nd Half: 1-4, 25.0%		Game: 5-10, 50.0%								

Clemson - 72 (7-2)

#	Player	FG	3FG	FT	O-D-T	F	TP	A	TO	BL	ST	MIN
15	Potter, David, f	3-6	2-4	0-0	1-1-2	3	8	1	2	0	1	19
35	Booker, Trevor, f	2-9	0-1	3-4	1-6-7	1	7	7	4	0	1	29
45	Grant, Jerai, c	6-11	0-0	0-2	6-5-11	2	12	0	0	2	1	27
2	Stitt, Demontez, g	5-8	2-3	2-2	0-4-4	1	14	5	5	2	2	35
5	Smith, Tanner, g	5-8	2-4	2-2	1-9-10	0	14	2	2	1	0	28
1	Johnson, Noel	2-4	1-3	0-0	1-1-2	2	5	0	3	1	0	18
11	Young, Andre	2-7	2-6	2-2	0-1-1	0	8	1	1	0	1	25
24	Jennings, Milton	0-2	0-1	2-2	0-4-4	1	2	0	2	1	1	12
31	Booker, Devin	1-2	0-0	0-0	0-1-1	0	2	0	0	0	0	7
Team		1-4-5										
Totals		26-57	9-22	11-14	11-36-47	10	72	16	19	7	7	200
FG% 1st Half: 11-27, 40.7%		2nd Half: 15-30, 50.0%		Game: 26-57, 45.6%								
3FG% 1st Half: 5-14, 35.7%		2nd Half: 4-8, 50.0%		Game: 9-22, 40.9%								
FT% 1st Half: 5-6, 83.3%		2nd Half: 6-8, 75.0%		Game: 11-14, 78.6%								

Officials: Roger Ayers, Ted Valentine, Mike Stuart
Technical Fouls: Clemson: None; South Carolina: None
Attendance: 10,000

2009-10 GAME RECAPS



RICHMOND
SOUTH CAROLINA

58

76

DEC. 16, 2009 - COLONIAL LIFE ARENA, COLUMBIA, S.C.

COLUMBIA, S.C. (AP) - Devan Downey scored 18 points and South Carolina used a late 24-6 run to beat Richmond 76-58 on Wednesday night.

The Spiders (7-3) tied the game at 52 on Dan Geriot's basket with 8:16 remaining. That's when the Gamecocks (7-2) took control.

Downey had two 3-pointers and Ramon Galloway added five points during the surge as South Carolina won for the third time in its past four games.

Richmond of the Atlantic 10 Conference had come in with victories over Mississippi State and Missouri this season and held a 32-24 halftime lead at the Colonial Life Arena.

But the Spiders could not withstand the Gamecocks and Downey, who scored 13 of his points in the second half.

Sam Muldrow had 13 points and Johndre Jefferson added 12 for the Gamecocks.

Justin Harper was Richmond's leading scorer with 15 points.



SOUTH CAROLINA
WOFFORD

61

68

DEC. 19, 2009 - BEN JOHNSON ARENA - SPARTANBURG, S.C.

SPARTANBURG, S.C. (AP) - Noah Dahlman scored 19 points and Wofford ended a 21-game losing streak to South Carolina with a 68-61 win on Saturday night.

The Terriers (6-6) already had a victory over an SEC team this season, beating Georgia 60-57 on the road Nov. 17.

This time they were not going to be denied in the Gamecocks' second visit in the last 50 years.

Clinging to a one-point lead with 2 minutes remaining, the Terriers went on a 9-0 run as the Gamecocks missed four shots in a row. Seven of the points came from the free throw line as South Carolina missed three 3-pointers and a jumper during that time frame.

Jamar Diggs finished with 16 points and made 5 of 8 from the foul line. Dahlman added 11 rebounds as the smaller Terriers outrebounded South Carolina 43-33.

Devan Downey led the Gamecocks (7-3) with 17 points.

GAME #9 - SOUTH CAROLINA - 76, RICHMOND 58 DECEMBER 16, 2009 - COLONIAL LIFE ARENA - COLUMBIA, S.C.

Richmond - 58 (7-3)

#	Player	FG	3FG	FT	O-D-T	F	TP	A	TO	BL	ST	MIN
32	Harper, Justin, f	6-12	1-4	2-2	4-2-6	1	15	0	0	1	0	26
44	Butler, Ryan, f	3-10	2-5	2-2	2-5-7	2	10	0	2	2	3	32
41	Geriot, Dan, c	3-8	0-1	1-2	1-1-2	3	7	1	4	0	0	28
5	Gonzalez, David, g	4-8	2-4	0-0	0-3-3	4	10	2	1	0	1	26
14	Anderson, Kevin, g	6-14	0-0	0-0	3-2-5	1	12	3	5	1	2	40
1	Garrett, Darius	1-1	0-0	0-0	0-1-1	1	2	0	1	0	0	10
3	Brothers, Darien	0-0	0-0	0-0	1-0-1	0	0	0	0	0	0	1
11	Duinker, Josh	0-5	0-0	2-2	2-1-3	1	2	0	1	0	1	11
12	Smith, Kevin	0-0	0-0	0-2	0-0-0	0	0	1	2	0	1	12
15	Martel, Francis	0-0	0-0	0-0	0-3-3	2	0	0	0	0	0	14
	Team				3-0-3							
Totals		23-58	5-14	7-10	16-18-34	15	58	7	16	4	8	200
FG% 1st Half: 14-29, 18.3%		2nd Half: 9-29, 31.0%		Game: 23-58, 39.7%								
3FG% 1st Half: 3-7, 42.9%		2nd Half: 2-7, 28.6%		Game: 5-14, 35.7%								
FT% 1st Half: 1-2, 50.0%		2nd Half: 6-8, 75.0%		Game: 7-10, 70.0%								

South Carolina - 76 (7-2)

#	Player	FG	3FG	FT	O-D-T	F	TP	A	TO	BL	ST	MIN
25	Steed, Austin, f	2-6	0-0	2-3	5-1-6	1	6	0	1	2	0	20
30	Jackson, Lakeem, f	3-8	0-0	0-0	1-4-5	2	6	1	1	1	2	21
44	Muldrow, Sam, f	5-9	0-2	3-4	3-5-8	1	13	0	2	3	1	30
2	Downey, Devan, g	6-18	3-7	3-4	0-3-3	3	18	2	2	0	2	33
5	Raley-Ross, Brandis, g	3-8	1-3	2-2	3-3-6	2	9	1	3	0	1	28
1	Spinella, Stephen	0-1	0-1	0-0	0-0-0	0	0	0	0	0	0	6
12	Galloway, Ramon	4-6	1-2	0-0	0-1-1	1	9	3	2	1	1	22
14	Wildner, Robert	0-0	0-0	0-0	0-0-0	0	0	1	0	0	0	1
31	Baniulis, Evaldas	1-5	1-4	0-0	2-0-2	0	3	0	2	1	0	15
32	Jefferson, Johndre	5-8	0-0	2-2	6-2-8	2	12	0	0	3	2	24
	Team				4-2-6							
Totals		29-69	6-19	12-15	24-21-45	12	76	8	13	11	9	200
FG% 1st Half: 9-31, 29.0%		2nd Half: 20-38, 52.6%		Game: 29-69, 42.0%								
3FG% 1st Half: 0-8, 0.0%		2nd Half: 6-11, 54.5%		Game: 6-19, 31.6%								
FT% 1st Half: 6-8, 75.0%		2nd Half: 6-7, 85.7%		Game: 12-15, 80.0%								

Officials: Tony Greene, J.B. Caldwell, Patrick Evans
Technical Fouls: Richmond: None; South Carolina: None
Attendance: 9,640

GAME #10 - SOUTH CAROLINA 61, WOFFORD 68 DECEMBER 19, 2009 - BENJAMIN JOHNSON ARENA - SPARTANBURG, S.C.

South Carolina - 61 (7-3)

#	Player	FG	3FG	FT	O-D-T	F	TP	A	TO	BL	ST	MIN
25	Steed, Austin, f	2-4	0-0	0-0	2-3-5	0	4	0	0	2	0	16
30	Jackson, Lakeem, f	2-3	0-0	0-1	0-3-3	1	4	2	0	1	1	24
44	Muldrow, Sam, f	4-8	1-2	1-1	2-4-6	4	10	0	3	3	0	31
2	Downey, Devan, g	5-14	1-5	6-7	0-2-2	2	17	1	5	0	1	32
5	Raley-Ross, Brandis, g	5-12	3-7	1-3	2-4-6	4	14	0	1	0	1	30
1	Spinella, Stephen	1-1	1-1	0-0	0-0-0	0	3	0	1	0	0	5
12	Galloway, Ramon	2-5	2-4	0-0	1-1-2	3	6	0	2	0	0	24
14	Wildner, Robert	0-0	0-0	0-0	0-0-0	3	0	0	1	0	1	4
31	Baniulis, Evaldas	1-4	1-3	0-0	1-2-3	0	3	4	1	0	0	20
32	Jefferson, Johndre	0-1	0-0	0-0	0-1-1	3	0	0	2	4	0	14
	Team				3-2-5							
Totals		22-52	9-22	8-12	11-22-33	20	61	7	16	10	4	200
FG% 1st Half: 13-27, 48.1%		2nd Half: 9-25, 36.0%		Game: 22-52, 42.3%								
3FG% 1st Half: 7-12, 58.3%		2nd Half: 2-10, 20.0%		Game: 9-22, 40.9%								
FT% 1st Half: 1-3, 33.3%		2nd Half: 7-9, 77.8%		Game: 8-12, 66.7%								

Wofford - 68 (6-6)

#	Player	FG	3FG	FT	O-D-T	F	TP	A	TO	BL	ST	MIN
42	Dahlman, Noah, f	8-14	0-0	3-5	7-4-11	1	19	1	1	1	1	31
3	Salters, Junior, g	4-10	3-8	2-2	1-0-1	1	13	0	1	0	3	27
5	Diggs, Jamar, g	5-11	0-1	6-10	1-3-4	4	16	6	3	0	0	32
33	Godzinski, Corey, g	0-1	0-1	0-0	0-2-2	2	0	1	0	0	0	15
35	Loesing, Brad, g	3-8	0-3	2-2	1-0-1	1	8	3	1	0	1	31
1	Rundles, Cameron	1-5	1-1	0-0	1-0-1	0	3	0	0	0	1	15
10	Giltner, Kevin	0-2	0-2	0-0	0-0-0	2	0	0	1	0	0	5
22	Dawson, Jason	0-1	0-0	0-0	0-0-0	2	0	0	1	0	0	9
41	Johnson, Tim	2-7	0-0	0-3	3-5-8	0	4	2	1	2	1	22
50	Martin, Terry	2-3	0-0	1-1	2-2-4	0	5	0	0	0	1	13
	Team				6-5-11							
Totals		25-62	4-16	14-23	22-21-43	13	68	13	11	3	8	200
FG% 1st Half: 13-36, 36.1%		2nd Half: 12-26, 46.2%		Game: 25-62, 40.3%								
3FG% 1st Half: 2-9, 22.2%		2nd Half: 2-7, 28.6%		Game: 4-16, 25.0%								
FT% 1st Half: 3-4, 75.0%		2nd Half: 11-19, 57.9%		Game: 14-23, 60.9%								

Officials: Tony Greene, Ron Groover, Chuck Jones
Technical Fouls: Wofford: None; South Carolina: None
Attendance: 3,500

2009-10 GAME RECAPS



FURMAN **57**
SOUTH CAROLINA **81**

DEC. 21, 2009 - COLONIAL LIFE ARENA, COLUMBIA, S.C.

COLUMBIA, S.C. (AP) - Devan Downey and Sam Muldrow scored 16 points apiece to lead South Carolina to an 81-57 victory over Furman on Monday night.

Freshmen Ramon Galloway and Lakeem Jackson tallied career-highs with 15 points apiece for South Carolina (8-3).

Galloway connected on four 3-pointers in the second half, while Jackson did the bulk of his damage on the inside with a 5-for-5 performance from the floor.

Downey added eight assists and seven steals. Muldrow blocked three shots.

South Carolina held a 35-34 lead with 15:55 remaining but went on a 28-5 run over 7 minutes to take control.

Amu Saaka led Furman (5-5) with 14 points.

South Carolina learned earlier in the day they would be without senior Dominique Archie for the remainder of the year. He injured his right knee in a loss to Miami on Nov. 22, and will have season-ending surgery.



SOUTH CAROLINA **76**
BOSTON COLLEGE **85**

DEC. 30, 2009 - CONTE FORUM - CHESTNUT HILL, MASS.

BOSTON (AP) - Rakim Sanders scored 22 points, Reggie Jackson 16 and Boston College held on for a 85-76 win over South Carolina after nearly blowing a 21-point halftime lead on Wednesday night.

It was the third straight win for the Eagles (9-4) after embarrassing home losses to Harvard and Rhode Island--both teams from weaker conferences.

Biko Paris added 14 points, with four coming on free throws in the closing minute, for Boston College.

Devan Downey had 29 points and seven assists, and Brandis Raley-Ross scored 13 points for South Carolina (8-4).

The Gamecocks lost their third game to an Atlantic Coast Conference team this season. They also were beaten by Miami and Clemson.

South Carolina, which trailed 48-27 at halftime, quickly got back into the game by forcing turnovers and frustrating the Eagles' offense with a fullcourt press.

GAME #11 - SOUTH CAROLINA 81, FURMAN 57 DECEMBER 21, 2009 - COLONIAL LIFE ARENA - COLUMBIA, S.C.

Furman - 57 (5-5)

#	Player	FG	3FG	FT	O-D-T	F	TP	A	TO	BL	ST	MIN
24	Sebirumbi, Brandon, f	2-6	0-0	2-3	2-1-3	2	6	0	0	0	0	23
31	Saaka, Amu, f	5-13	2-3	2-2	1-2-3	4	14	2	3	0	2	33
50	Toler, Chris, f	2-2	0-0	0-0	1-2-3	1	4	1	2	1	0	15
5	Evans, Darryl, g	2-8	0-2	0-0	0-3-3	2	4	0	5	0	2	35
11	Miller, Jordan, g	3-11	2-6	5-6	1-2-3	1	13	2	1	1	1	31
1	Dehm, Justin	0-3	0-2	3-4	1-2-3	1	3	0	2	0	1	17
2	Duval, Neil	1-2	0-1	1-2	0-3-3	1	3	1	2	0	0	12
4	States, Noah	0-0	0-0	1-2	0-0-0	2	1	3	2	0	0	11
32	Barnes, Bryson	1-3	0-1	2-2	2-0-2	0	4	0	1	0	0	8
43	Reddick, Colin	2-7	0-0	1-2	4-3-7	4	5	0	4	0	0	15
	Team				3-3-6				2			
Totals		18-55	4-15	17-23	15-21-36	18	57	9	24	2	6	200
FG% 1st Half: 8-25, 32.0%		2nd Half: 10-30, 33.3%		Game: 18-55, 32.7%								
3FG% 1st Half: 2-6, 33.3%		2nd Half: 2-9, 22.2%		Game: 4-15, 26.7%								
FT% 1st Half: 8-11, 72.7%		2nd Half: 9-12, 75.0%		Game: 17-23, 73.9%								

South Carolina - 81 (8-3)

#	Player	FG	3FG	FT	O-D-T	F	TP	A	TO	BL	ST	MIN
25	Steed, Austin, f	1-3	0-0	0-0	1-3-4	2	2	0	1	1	1	22
30	Jackson, Lakeem, f	5-5	0-0	5-9	1-1-2	0	15	0	1	1	1	26
44	Muldrow, Sam, f	8-11	0-2	0-0	1-1-2	2	16	0	2	3	1	22
2	Downey, Devan, g	7-17	0-4	2-2	0-3-3	1	16	8	4	0	7	30
5	Raley-Ross, Brandis, g	0-3	0-1	2-2	0-2-2	2	2	1	1	0	2	19
1	Spinella, Stephen	1-2	1-2	2-2	1-0-1	4	5	0	1	0	0	13
12	Galloway, Ramon	5-10	4-7	1-2	1-2-3	2	15	1	2	1	1	20
14	Wilder, Robert	1-1	0-0	0-0	0-0-0	1	2	0	0	0	0	8
31	Baniulis, Evaldas	2-6	1-3	1-2	2-2-4	1	6	3	1	0	2	18
32	Jefferson, Johnndre	1-1	0-0	0-2	3-4-7	0	2	2	2	3	1	22
	Team				0-3-3				1			
Totals		31-59	6-19	13-21	10-21-31	15	81	15	16	9	16	200
FG% 1st Half: 11-28, 39.3%		2nd Half: 20-31, 64.5%		Game: 31-59, 52.5%								
3FG% 1st Half: 1-8, 12.5%		2nd Half: 5-11, 45.5%		Game: 6-19, 31.6%								
FT% 1st Half: 5-8, 62.5%		2nd Half: 8-13, 61.5%		Game: 13-21, 61.9%								

Officials: Gary Maxwell, Roger Ayers, John Hampton
Technical Fouls: Furman: None; South Carolina: None
Attendance: 9,674

GAME #12 - SOUTH CAROLINA 76, BOSTON COLLEGE 85 DECEMBER 30, 2009 - CONTE FORUM - CHESTNUT HILL, MASS.

South Carolina - 76 (8-4)

#	Player	FG	3FG	FT	O-D-T	F	TP	A	TO	BL	ST	MIN
25	Steed, Austin, f	2-2	0-0	0-0	0-1-1	1	4	0	1	0	1	12
30	Jackson, Lakeem, f	3-6	0-0	0-0	1-6-7	2	6	1	1	2	1	31
44	Muldrow, Sam, f	4-8	0-2	3-6	4-3-7	4	11	0	4	8	0	30
2	Downey, Devan, g	12-28	2-7	3-5	2-2-4	3	29	7	3	0	4	35
5	Raley-Ross, Brandis, g	5-11	3-5	0-0	1-3-4	3	13	1	0	0	2	35
1	Spinella, Stephen	0-0	0-0	0-0	1-0-1	0	0	0	0	0	0	7
12	Galloway, Ramon	2-8	0-3	2-2	1-3-4	2	6	0	1	0	0	28
31	Baniulis, Evaldas	1-4	1-3	0-0	0-0-0	4	3	0	0	0	1	11
32	Jefferson, Johnndre	2-3	0-0	0-0	2-1-3	4	4	0	0	0	0	11
	Team				1-1-2							
Totals		31-70	6-20	8-13	13-20-33	23	76	9	10	10	9	200
FG% 1st Half: 12-33, 36.4%		2nd Half: 19-37, 51.4%		Game: 31-70, 44.3%								
3FG% 1st Half: 2-7, 28.6%		2nd Half: 4-13, 30.8%		Game: 6-20, 30.0%								
FT% 1st Half: 1-2, 50.0%		2nd Half: 7-11, 63.6%		Game: 8-13, 61.5%								

Boston College - 85 (9-4)

#	Player	FG	3FG	FT	O-D-T	F	TP	A	TO	BL	ST	MIN
11	Raji, Corey, f	3-8	0-0	0-0	1-2-3	0	6	1	2	1	0	19
12	Trapani, Joe, f	4-12	1-4	0-0	5-3-8	3	9	3	3	0	1	26
0	Jackson, Reggie, g	7-14	1-2	1-4	3-5-8	4	16	4	5	4	0	33
5	Paris, Biko, g	4-7	0-0	6-6	1-4-5	1	14	6	1	0	0	36
15	Sanders, Rakim, g	7-12	3-5	5-6	2-5-7	1	22	2	1	0	0	35
21	Roche, Tyler	3-6	1-2	2-3	2-2-4	0	9	0	1	0	0	20
24	Ravenel, Evan	0-0	0-0	0-0	0-0-0	1	0	0	0	0	0	3
30	Elmore, Dallas	2-4	0-1	0-0	1-1-2	0	4	0	2	2	0	17
52	Southern, Josh	1-2	0-0	3-4	0-4-4	1	5	1	0	0	0	1
	Team				3-3-6							
Totals		31-65	6-14	17-23	18-29-47	11	85	17	15	7	1	200
FG% 1st Half: 20-39, 51.3%		2nd Half: 11-26, 42.3%		Game: 31-65, 47.7%								
3FG% 1st Half: 4-9, 44.4%		2nd Half: 2-5, 40.0%		Game: 6-14, 42.9%								
FT% 1st Half: 4-7, 57.1%		2nd Half: 13-16, 81.3%		Game: 17-23, 73.9%								

Officials: Karl Hess, Gary Maxwell, Joe Lindsay
Technical Fouls: Boston College: None; South Carolina: None
Attendance: 5,846

2009-10 GAME RECAPS



BAYLOR SOUTH CAROLINA

JAN. 2, 2010 - COLONIAL LIFE ARENA, COLUMBIA, S.C.

85

74

COLUMBIA, S.C. (AP) - LaceDarius Dunn had 21 points, Epke Udoh added a career high 20 rebounds and Baylor won its seventh straight with a 85-74 victory at under-manned South Carolina on Saturday.

The Bears (11-1) used an 18-2 run that spanned both halves to take control and held on as the Gamecocks (8-5) cut a 17-point lead to 72-63 on Devan Downey's 3-pointer with 3 minutes left.

Udoh also had 12 points for his seventh double-double this season.

Baylor hadn't won seven in a row since starting the 2000-01 season 12-0 under disgraced former coach Dave Bliss.

Gamecocks leading scorer Devan Downey had 20 points on 6 of 25 shooting.



LONGWOOD SOUTH CAROLINA

JAN. 5, 2010 - COLONIAL LIFE ARENA, COLUMBIA, S.C.

58

88

COLUMBIA, S.C. (AP) - Devan Downey scored 18 points to help South Carolina defeat Longwood 88-58 on Tuesday night and snap a two-game losing streak.

Downey scored 17 points in a first half in which the Gamecocks (9-5) pulled ahead by 23 points. The Lancers (3-13) weren't much of a threat the rest of the way in South Carolina's final nonconference game before the Southeastern Conference opener on Saturday.

The Gamecocks led 15-12 with about 11 minutes remaining before going on a 14-2 run.

Downey, Evaldas Baniulis and Brandis Raley-Ross each hit a 3-pointer during the run.

After a couple of Lancers (3-13) baskets, South Carolina closed the half on a 16-5 spurt to build a 47-24 lead at halftime.

Baniulis added 15 points to break out of a season-long shooting slump. He came in shooting 25.5 percent from the field and 26 percent from beyond the arc, but finished 5-for-8 on 3-pointers.

GAME #13 - SOUTH CAROLINA 74, BAYLOR 85 JANUARY 2, 2010 - COLONIAL LIFE ARENA - COLUMBIA, S.C.

Baylor - 85 (11-1)

#	Player	FG	3FG	FT	O-D-T	F	TP	A	TO	BL	ST	MIN
13	Udoh, Epke, f	5-12	0-0	2-3	9-11-20	0	12	3	2	2	0	39
41	Jones, Anthony, f	4-9	3-5	2-2	1-6-7	2	13	2	2	1	0	27
50	Lomers, Josh, c	3-5	0-0	6-8	2-3-5	4	12	1	0	0	0	17
24	Dunn, LaceDarius, g	7-14	4-7	3-3	0-7-7	2	21	1	5	0	0	35
45	Carter, Tweety, g	4-7	3-4	5-6	0-2-2	2	16	7	6	0	0	38
4	Acy, Quincy	2-6	0-0	0-2	0-3-3	2	4	1	1	2	1	21
12	Dennis, Nolan	3-3	1-1	0-0	1-1-2	2	7	1	2	0	0	11
22	Walton, A.J.	0-1	0-0	0-0	0-3-3	3	0	0	2	1	1	12
Team					1-2-3							
Totals		28-57	11-17	18-24	14-38-52	17	85	16	20	6	2	200
FG% 1st Half: 14-26, 53.8%		2nd Half: 14-31, 45.2%		Game: 28-57, 49.1%								
3FG% 1st Half: 6-8, 75.0%		2nd Half: 5-9, 55.6%		Game: 11-17, 64.7%								
FT% 1st Half: 4-6, 66.7%		2nd Half: 14-18, 77.8%		Game: 18-24, 75.0%								

South Carolina - 74 (8-5)

#	Player	FG	3FG	FT	O-D-T	F	TP	A	TO	BL	ST	MIN
30	Jackson, Lakeem, f	9-17	0-0	1-9	5-2-7	4	19	2	0	3	6	31
32	Jefferson, Johnndre, f	1-3	0-0	1-3	3-1-4	1	3	1	0	4	0	16
44	Muldrow, Sam, f	4-12	1-4	0-0	2-2-4	3	9	0	1	1	1	26
2	Downey, Devan, g	6-25	3-10	5-5	1-4-5	3	20	5	4	0	5	36
5	Raley-Ross, Brandis, g	3-8	2-5	0-0	0-4-4	1	8	1	0	0	0	32
1	Spinella, Stephen	0-1	0-0	0-0	2-0-2	1	0	0	0	0	2	7
12	Galloway, Ramon	4-9	2-6	0-0	2-1-3	3	10	3	1	0	0	23
25	Steed, Austin	2-5	0-0	1-3	3-1-4	0	5	0	0	0	0	15
31	Baniulis, Evaldas	0-3	0-3	0-0	2-0-2	1	0	0	0	0	0	14
Team					2-2-4							
Totals		29-83	8-28	8-20	22-17-39	17	74	12	6	8	14	200
FG% 1st Half: 12-41, 29.3%		2nd Half: 17-42, 40.5%		Game: 29-83, 34.9%								
3FG% 1st Half: 2-12, 16.7%		2nd Half: 6-16, 37.5%		Game: 8-28, 28.6%								
FT% 1st Half: 1-3, 33.3%		2nd Half: 7-17, 41.2%		Game: 8-20, 40.0%								

Officials: J.B. Caldwell, Doug Simons, Rick Crawford
Technical Fouls: Baylor: None; South Carolina: None
Attendance: 11,312

GAME #14 - SOUTH CAROLINA 88, LONGWOOD 58 JANUARY 5, 2010 - COLONIAL LIFE ARENA - COLUMBIA, S.C.

Longwood - 58 (3-13)

#	Player	FG	3FG	FT	O-D-T	F	TP	A	TO	BL	ST	MIN
12	Robinson Jr., Billy, f	2-4	0-0	0-0	1-1-2	1	4	1	1	0	1	21
1	Dawson, E.J., g	0-3	0-2	0-0	0-0-0	4	0	4	7	0	2	21
20	Mitchell, Aaron, g	3-11	1-1	4-4	5-2-7	1	11	1	3	0	0	31
22	Smith, Dana, g	6-13	1-4	1-2	3-4-7	2	14	0	4	0	0	30
24	Swecker, Kevin, g	1-5	1-4	0-0	0-2-2	1	3	2	2	0	3	25
4	Carter, Antwan	8-12	0-0	0-0	4-3-7	3	16	0	3	0	0	27
10	Shockley, Stephen	0-0	0-0	0-0	0-0-0	0	0	0	1	0	0	2
11	Gee II, Earl	1-3	1-3	0-0	0-1-1	2	3	2	0	0	1	9
15	Persaud, Ian	1-4	0-1	0-0	0-0-0	0	2	0	1	0	0	7
23	Washington, Martiz	1-7	1-6	0-0	1-3-4	2	3	2	0	0	2	19
33	van der Kooij, Jan	1-5	0-1	0-0	1-2-3	1	2	1	0	0	0	8
Team					5-2-7							
Totals		24-67	5-22	5-6	20-20-40	17	58	13	22	0	9	200
FG% 1st Half: 11-35, 31.4%		2nd Half: 13-32, 40.6%		Game: 24-67, 35.8%								
3FG% 1st Half: 1-12, 8.3%		2nd Half: 4-10, 40.0%		Game: 5-22, 22.7%								
FT% 1st Half: 1-2, 50.0%		2nd Half: 4-4, 100.0%		Game: 5-6, 83.3%								

South Carolina - 88 (9-5)

#	Player	FG	3FG	FT	O-D-T	F	TP	A	TO	BL	ST	MIN
30	Jackson, Lakeem, f	4-7	0-0	1-4	2-1-3	1	9	1	1	0	1	23
44	Muldrow, Sam, f	3-8	0-0	0-0	4-5-9	0	6	1	1	3	1	26
2	Downey, Devan, g	6-13	1-4	5-6	1-2-3	1	18	6	5	0	3	25
5	Raley-Ross, Brandis, g	2-8	2-6	0-0	1-1-2	2	6	2	1	0	2	23
12	Galloway, Ramon, g	4-9	1-4	3-4	0-3-3	1	12	3	1	1	1	28
1	Spinella, Stephen	1-3	0-1	3-4	1-2-3	0	5	0	1	0	1	15
14	Wildner, Robert	0-0	0-0	0-0	0-0-0	0	0	0	2	0	1	10
25	Steed, Austin	4-4	0-0	1-3	1-1-2	1	9	2	0	0	0	12
31	Baniulis, Evaldas	5-8	5-8	0-0	0-2-2	0	15	1	0	0	0	20
32	Jefferson, Johnndre	4-6	0-0	0-0	4-1-5	1	8	0	0	2	1	18
Team					2-3-5							
Totals		33-66	9-23	13-21	16-21-37	7	88	16	12	6	11	200
FG% 1st Half: 18-34, 52.9%		2nd Half: 15-32, 46.9%		Game: 33-66, 50.0%								
3FG% 1st Half: 5-8, 62.5%		2nd Half: 4-15, 26.7%		Game: 9-23, 39.1%								
FT% 1st Half: 6-8, 75.0%		2nd Half: 7-13, 53.8%		Game: 13-21, 61.9%								

Officials: Ted Valentine, Antinio Petty, Karl Hess
Technical Fouls: Longwood: Carter; South Carolina: None
Attendance: 8,652

2009-10 GAME RECAPS



SOUTH CAROLINA 80 AUBURN 71

JAN. 9, 2010 - BEARD-EVES MEMORIAL COLISEUM, AUBURN, ALA.

AUBURN, Ala. (AP) - Devan Downey scored 33 points to lead South Carolina to an 80-71 win over Auburn on Saturday in the team's Southeastern Conference opener.

Downey shot just 4-for-12 in the first half to lead his team with 10 points. The Gamecocks (10-5, 1-0) leading scorer with 18.5 per game, scored 23 in the second half to lead all scorers in the road win.

South Carolina trailed 7-0 to start the game after turning the ball on three of its first five possessions. The Gamecocks redeemed themselves and led 32-29 at the break. The first half included seven ties and five lead changes.

Auburn (9-7, 0-1) struggled with the Gamecocks' full court press, but tied the game at 52-52 with 10:06 to play. South Carolina went on an 8-0 run and never looked back.

Reserve Brendon Knox led Auburn with 22 points, DeWayne Reed scored 19, Lucas Hargrove had 12 and Frankie Sullivan added 10.



LSU 58 SOUTH CAROLINA 67

JAN. 13, 2010 - COLONIAL LIFE ARENA, COLUMBIA, S.C.

COLUMBIA, S.C. (AP) - Devan Downey scored 29 points and had seven rebounds to lead South Carolina to a 67-58 win over LSU on Wednesday night.

The Gamecocks (11-5, 2-0 Southeastern Conference) trailed for most of the game before going on a 17-1 run that started when Lakeem Jackson's put back cut LSU's lead to 49-47 with just under 9 minutes to go.

Downey had nine points during the run, including a driving layup high off the backboard with just under 8 minutes to go, giving the Gamecocks their first lead since early in the first half at 51-49 with 7:55 to go.

South Carolina then put the game away with a nine-point burst in 80 seconds, included a layup, a steal and a 3-pointer from Downey.

Storm Warren led LSU (9-7, 0-2) with 19 points, but just four came in the second half.

GAME #15 - SOUTH CAROLINA 80, AUBURN 71

JANUARY 9, 2010 - BEARD-EVES MEMORIAL COLISEUM - AUBURN, ALA.

South Carolina - 80 (10-5, 1-0)

#	Player	FG	3FG	FT	O-D-T	F	TP	A	TO	BL	ST	MIN
30	Jackson, Lakeem, f	1-5	0-0	0-0	0-3-3	1	2	2	1	0	2	23
44	Muldrow, Sam, f	5-8	2-3	0-0	3-5-8	4	12	0	2	4	1	26
2	Downey, Devan, g	11-23	4-9	7-10	0-1-1	2	33	3	8	0	4	33
5	Raley-Ross, Brandis, g	3-7	3-6	2-2	0-4-4	2	11	3	3	0	0	36
12	Galloway, Ramon, g	2-5	1-2	0-1	1-1-2	3	5	3	1	0	1	19
1	Spinella, Stephen	3-6	1-2	0-0	1-1-2	0	7	0	1	0	0	13
25	Steed, Austin	3-4	0-0	4-4	5-1-6	1	10	1	0	0	0	15
31	Baniulis, Evaldas	0-3	0-3	0-0	0-3-3	2	0	0	1	0	0	23
32	Jefferson, Johnndre	0-1	0-0	0-0	0-5-5	1	0	0	0	1	0	12
Team				0-3-3								
Totals		28-62	11-25	13-17	10-27-37	16	80	12	17	5	8	200
FG% 1st Half: 11-31, 35.5%		2nd Half: 17-31, 54.8%		Game: 28-62, 45.2%								
3FG% 1st Half: 6-16, 37.5%		2nd Half: 5-9, 55.6%		Game: 11-25, 44.0%								
FT% 1st Half: 4-4, 100.0%		2nd Half: 9-13, 69.2%		Game: 13-17, 76.5%								

Auburn - 71 (9-7, 0-1 SEC)

#	Player	FG	3FG	FT	O-D-T	F	TP	A	TO	BL	ST	MIN
4	Hargrove, Lucas, f	4-14	0-2	4-6	5-7-12	3	12	4	5	0	2	36
34	Lett, Johnnie, f	0-1	0-0	0-0	0-2-2	1	0	0	0	0	0	7
12	Reed, DeWayne, g	8-20	0-2	3-7	1-1-2	4	19	8	6	0	1	39
20	Sullivan, Frankie, g	5-9	0-2	0-2	2-3-5	5	10	2	1	0	5	33
24	Waller, Tay, g	3-8	2-6	0-1	0-3-3	2	8	1	0	0	1	33
1	Malone, Andre	0-1	0-0	0-0	0-2-2	1	0	0	1	0	0	11
5	Armstrong, Ty	0-0	0-0	0-0	0-0-0	0	0	0	0	0	0	3
11	Wallace, Josh	0-0	0-0	0-0	0-0-0	0	0	0	0	0	0	2
22	Gabriel, Kenny	0-0	0-0	0-0	0-0-0	0	0	0	1	0	0	3
30	Knox, Brendon	9-11	0-0	4-5	2-5-7	2	22	0	2	1	0	30
33	Ross, Ernest	0-1	0-1	0-0	0-1-1	0	0	0	2	0	0	3
Team				5-2-7								
Totals		29-65	2-13	11-21	15-26-41	18	71	15	18	1	9	200
FG% 1st Half: 12-32, 37.5%		2nd Half: 17-33, 51.5%		Game: 29-65, 44.6%								
3FG% 1st Half: 2-9, 22.2%		2nd Half: 0-4, 0.0%		Game: 2-13, 15.4%								
FT% 1st Half: 3-8, 37.5%		2nd Half: 8-13, 61.5%		Game: 11-21, 52.4%								

Officials: Doug Simmons, J.B. Caldwell, Brent Barnaky
Technical Fouls: Auburn: None; South Carolina: None
Attendance: 5,638

GAME #16 - SOUTH CAROLINA 67, LSU 58

JANUARY 13, 2010 - COLONIAL LIFE ARENA - COLUMBIA, S.C.

LSU - 58 (9-7, 0-2)

#	Player	FG	3FG	FT	O-D-T	F	TP	A	TO	BL	ST	MIN
1	Mitchell, Tasmin, f	6-12	0-1	1-5	2-7-9	2	13	5	3	0	0	40
15	Harris, Dennis, f	2-5	0-0	1-2	0-4-4	3	5	0	1	0	0	14
24	Warren, Storm, f	7-8	0-0	5-6	1-2-3	1	19	1	1	3	2	34
4	Bass, Chris, g	1-1	0-0	1-1	0-1-1	5	3	2	5	0	0	34
11	Spencer, Bo, g	5-14	1-66	3-6	0-3-3	0	14	4	2	0	1	38
3	Green, Garrett	0-1	0-0	1-2	1-0-1	1	1	0	2	0	0	38
12	Dotson, Aaron	0-2	0-0	1-2	0-4-4	2	1	0	1	1	1	20
13	Ludwig, Eddie	0-1	0-0	2-2	0-1-1	1	2	1	0	1	1	7
20	Kinsley, Zach	0-0	0-0	0-0	0-1-1	0	0	0	0	0	0	8
Team				1-4-5								
Totals		21-44	1-7	15-26	5-2-7-32	15	58	13	15	5	5	200
FG% 1st Half: 12-22, 54.5%		2nd Half: 9-22, 40.9%		Game: 21-44, 47.7%								
3FG% 1st Half: 0-3, 0.0%		2nd Half: 1-4, 25.0%		Game: 1-7, 14.3%								
FT% 1st Half: 11-16, 68.8%		2nd Half: 4-10, 40.0%		Game: 15-26, 57.7%								

South Carolina - 67 (11-5, 2-0)

#	Player	FG	3FG	FT	O-D-T	F	TP	A	TO	BL	ST	MIN
30	Jackson, Lakeem, f	4-5	0-0	0-5	3-5-8	3	8	1	3	0	1	25
44	Muldrow, Sam, f	3-8	1-2	0-0	2-1-3	5	7	0	0	2	1	23
2	Downey, Devan, g	10-22	6-12	3-6	2-5-7	2	29	2	4	0	3	37
5	Raley-Ross, Brandis, g	5-13	2-9	0-0	2-1-3	1	12	2	1	1	1	36
12	Galloway, Ramon, g	0-4	0-4	0-0	0-4-4	3	0	0	1	0	0	23
1	Spinella, Stephen	0-2	0-1	0-0	0-0-0	1	0	0	1	0	0	11
25	Steed, Austin	0-2	0-0	0-0	1-2-3	3	0	0	1	0	0	13
31	Baniulis, Evaldas	2-5	2-4	0-0	1-4-5	2	6	1	1	0	1	19
32	Jefferson, Johnndre	2-2	0-0	1-2	2-2-4	2	5	0	0	2	0	13
Team				1-0-1								
Totals		26-63	11-32	4-13	14-24-38	22	67	6	12	5	7	200
FG% 1st Half: 9-30, 30.0%		2nd Half: 17-33, 51.5%		Game: 26-63, 41.3%								
3FG% 1st Half: 5-17, 29.4%		2nd Half: 6-15, 40.0%		Game: 11-32, 34.4%								
FT% 1st Half: 4-8, 50.0%		2nd Half: 0-5, 0.0%		Game: 4-13, 30.8%								

Officials: Anthony Jordan, Joe Lindsay, Doug Simmons
Technical Fouls: LSU: None; South Carolina: None
Attendance: 12,103

2009-10 GAME RECAPS



VANDERBILT 89 SOUTH CAROLINA 79

JAN. 16, 2010 - COLONIAL LIFE ARENA, COLUMBIA, S.C.

COLUMBIA, S.C. (AP) - A.J. Ogilvy scored 18 of 22 points in the second half and Vanderbilt remained perfect in Southeastern Conference play with an 89-79 victory over South Carolina on Saturday.

Ogilvy, a 6-foot-11 junior, was too much for the Gamecocks to contain underneath. He made 7 of 8 shots from the floor and 8 of 13 from the foul line as Vanderbilt (14-3, 3-0) won its eighth straight.

Devan Downey had a season-high 35 points for South Carolina (11-6, 2-1), the third time this season he's surpassed 30.



SOUTH CAROLINA 57 NO. 22/24 OLE MISS 66

JAN. 20, 2010 - TAD SMITH COLISEUM - OXFORD, MS.

OXFORD, MS. (AP) - Downey came in averaging more than 32 points per game and hadn't scored fewer than 29 in three Southeastern Conference games, but he was ineffective against the Rebels' backcourt. He did score 25 points, but seven came in the final 2 minutes with the game out of reach.

South Carolina native Murphy Holloway added 14 points and 12 rebounds for the Rebels (14-4, 2-2 SEC), who held the Gamecocks (11-7, 2-2) to 32.1 percent shooting from the field and outscored them 36-20 in the paint.

Terrico White had 11 points for Ole Miss and Eniel Polynice had 10, including four as the Rebels put together a late game-clinching 11-3 run.

Downey was 9 of 10 from the free throw line and had five assists. But he also had four turnovers and missed 13 of 20 field goals.

The Rebels built an early lead after a slow start. The Gamecocks opened with a basket and held Ole Miss scoreless for the first 2:11. But once Polynice stole the ball at halfcourt and dropped in a layup to jumpstart the Rebels' offense, the team rolled to a 16-4 run fueled by six early South Carolina turnovers and 3-pointers from Warren and Trevor Gaskins.

Downey ended the spurt with a runner and started to make plays. But each time Downey did something, Warren had an answer during a stretch when the Rebels opened the lead to 28-15 with 7:54 left in the half.

After Downey's runner, Warren took the inbounds pass and weaved his way through the South Carolina defense for a layup. Downey found Johndre Johnson with a nice pass for a dunk and Warren answered with his own to Reginald Buckner.

White and Warren hit consecutive 3s a few minutes later to push Ole Miss' lead to 36-20, the biggest of the game, and the Rebels led 38-23 at halftime.

The Gamecocks opened the second half with the game plan of driving the lane and it worked immediately. They started with a 13-5 run that included five free throws and two 3-pointers from Ramon Galloway, who finished with 11 points.

South Carolina ended up with a significant free throw advantage over Ole Miss (the Gamecocks were 16 of 22, while the Rebels were 7 of 11) and the team whittled the lead down to 50-44 and 53-47 with 5 1/2 minutes left by taking advantage of turnovers. But the Gamecocks would get no closer as the Rebels stepped up the defensive pressure.

GAME #17 - SOUTH CAROLINA 79, VANDERBILT 89 JANUARY 16, 2010 - COLONIAL LIFE ARENA - COLUMBIA, S.C.

Vanderbilt - 89 (14-3, 3-0)

#	Player	FG	3FG	FT	O-D-T	F	TP	A	TO	BL	ST	MIN
24	Walker, Andre, f	2-6	0-0	0-0	3-6-10	3	4	6	3	1	0	32
4	Ogilvy, A.J., c	7-8	0-0	8-13	5-4-9	4	22	0	2	0	0	26
0	Beal, Jermaine, g	4-10	2-5	0-0	0-3-3	2	10	2	3	0	1	32
1	Tinsley, Brad, g	3-6	1-2	0-0	1-4-5	2	7	5	2	0	0	28
44	Taylor, Jeffrey, g	6-9	0-0	4-6	1-2-3	1	16	2	4	2	2	28
3	Ezeli, Festus	2-3	0-0	1-2	0-1-1	2	5	0	0	2	1	14
5	Goulbourne, Lance	3-3	1-1	2-2	2-1-3	2	9	1	1	0	0	13
23	Jenkins, John	3-6	2-5	2-2	0-2-2	1	10	2	3	2	0	19
33	Tchiengang, Steve	3-3	0-0	0-0	0-1-1	1	6	0	2	0	0	8
Team		1-2-3										
Totals		33-54	6-13	17-25	13-27-40	18	89	18	20	7	4	200
FG% 1st Half: 17-27, 63.0%		2nd Half: 16-27, 59.3%		Game: 33-54, 61.1%								
3FG% 1st Half: 5-7, 71.4%		2nd Half: 1-6, 16.7%		Game: 6-13, 46.2%								
FT% 1st Half: 2-6, 33.3%		2nd Half: 15-19, 78.9%		Game: 17-25, 68.0%								

South Carolina - 79 (11-6, 2-1)

#	Player	FG	3FG	FT	O-D-T	F	TP	A	TO	BL	ST	MIN
30	Jackson, Lakeem, f	5-7	0-0	1-4	2-2-4	2	11	2	0	1	4	26
44	Muldrow, Sam, f	3-13	0-0	4-5	2-0-2	4	10	0	0	2	0	32
2	Downey, Devan, g	12-21	3-6	8-9	1-4-5	3	35	4	2	0	6	37
5	Raley-Ross, Brandis, g	4-9	3-5	0-0	3-1-4	3	11	0	2	0	0	33
12	Galloway, Ramon, g	2-7	1-5	0-0	0-1-1	1	5	1	6	0	0	21
1	Spinella, Stephen	0-2	0-0	0-0	1-0-1	0	0	0	0	0	1	6
14	Wilder, Robert	0-0	0-0	0-0	0-0-0	3	0	1	0	0	0	11
25	Steed, Austin	1-2	0-0	1-2	1-1-2	1	3	1	0	0	2	11
31	Baniulis, Evaldas	1-3	1-2	1-2	1-1-2	1	4	1	1	0	2	19
32	Jefferson, Johndre	0-0	0-0	0-2	0-0-0	2	0	0	0	0	0	4
Team		2-0-2										
Totals		28-64	8-18	15-24	13-10-23	20	79	10	12	3	15	200
FG% 1st Half: 14-30, 46.7%		2nd Half: 14-34, 41.2%		Game: 28-64, 43.8%								
3FG% 1st Half: 5-11, 45.5%		2nd Half: 3-7, 42.9%		Game: 8-18, 44.4%								
FT% 1st Half: 2-6, 33.3%		2nd Half: 13-18, 72.2%		Game: 15-24, 62.5%								

Officials: Tom Eades, Ted Valentine, Brent Barnaky
Technical Fouls: Vanderbilt: None; South Carolina: None
Attendance: 13,166

GAME #18 - SOUTH CAROLINA 57, NO. 22/24 OLE MISS 66 JANUARY 20, 2010 - TAD SMITH COLISEUM - OXFORD, MS.

South Carolina - 57 (11-7, 2-2)

#	Player	FG	3FG	FT	O-D-T	F	TP	A	TO	BL	ST	MIN
30	Jackson, Lakeem, f	3-7	0-0	2-4	2-8-10	1	8	0	2	1	1	34
31	Baniulis, Evaldas, f	0-2	0-1	0-0	1-6-7	1	0	0	2	0	1	24
44	Muldrow, Sam, f	2-12	0-2	5-8	2-3-5	1	9	1	2	3	1	31
2	Downey, Devan, g	7-20	2-5	9-10	1-2-3	4	25	5	4	0	4	36
5	Raley-Ross, Brandis, g	1-4	0-1	0-0	2-1-3	2	2	1	2	0	0	25
1	Spinella, Stephen	0-0	0-0	0-0	0-0-0	0	0	0	0	0	0	2
12	Galloway, Ramon	4-9	3-5	0-0	1-2-3	1	11	2	2	0	1	31
14	Wilder, Robert	0-0	0-0	0-0	0-0-0	0	0	0	1	0	0	4
25	Steed, Austin	0-0	0-0	0-0	0-0-0	1	0	0	0	0	0	4
32	Jefferson, Johndre	1-2	0-0	0-0	0-1-1	1	2	0	0	0	1	9
Team		4-1-5										
Totals		18-56	5-14	16-22	13-24-37	12	57	9	15	4	9	200
FG% 1st Half: 10-28, 35.7%		2nd Half: 8-28, 28.6%		Game: 18-56, 32.1%								
3FG% 1st Half: 2-8, 25.0%		2nd Half: 3-6, 50.0%		Game: 5-14, 35.7%								
FT% 1st Half: 1-2, 50.0%		2nd Half: 15-20, 75.0%		Game: 16-22, 72.7%								

Ole Miss - 67 (14-4, 2-2)

#	Player	FG	3FG	FT	O-D-T	F	TP	A	TO	BL	ST	MIN
31	Holloway, Murphy, f	7-14	0-0	0-0	6-6-12	1	14	0	0	0	2	31
12	Warren, Chris, g	5-11	3-4	4-5	0-1-1	1	17	4	4	0	0	34
14	Polynice, Eniel, g	5-9	0-1	0-0	1-3-4	2	10	2	4	0	3	32
24	White, Terrico, g	4-11	1-4	2-4	0-6-6	0	11	3	1	0	0	33
32	Graham, Zach, g	2-4	0-1	1-2	0-4-4	2	5	2	1	0	2	24
1	Henry, Terrance	0-0	0-0	0-0	1-1-2	1	0	1	0	0	0	9
2	Buckner, Reginald	1-2	0-0	0-0	0-2-2	4	2	0	0	3	0	14
23	Gaskins, Trevor	1-4	1-2	0-0	0-1-1	1	3	2	2	0	0	10
52	Cranston, DeAndre	2-4	0-1	0-0	0-1-1	3	4	0	1	1	0	13
Team		2-3-5										
Totals		27-59	5-13	7-11	10-28-38	15	66	14	13	4	7	200
FG% 1st Half: 17-30, 56.7%		2nd Half: 10-29, 34.5%		Game: 27-59, 45.8%								
3FG% 1st Half: 4-9, 44.4%		2nd Half: 1-4, 25.0%		Game: 5-13, 38.5%								
FT% 1st Half: 0-0, 0.0%		2nd Half: 7-11, 63.6%		Game: 7-11, 63.6%								

Officials: Tom Eades, JB Caldwell, Doug Shows
Technical Fouls: Ole Miss: None; South Carolina: None
Attendance: 6,824

2009-10 GAME RECAPS



SOUTH CAROLINA FLORIDA

56

58

JAN. 23, 2010 - STEPHEN C. O'CONNELL CENTER - GAINESVILLE, FLA.

GAINESVILLE, Fla. (AP) - Chandler Parsons hit a 3-pointer at the buzzer, his second game-winning shot in three weeks, and Florida beat South Carolina 58-56 Saturday night.

Parsons finished with 10 points, 10 rebounds and four assists. He missed his first three 3s, but hit the only one that mattered.

Devan Downey led the Gamecocks (11-8, 2-3 Southeastern Conference) with 36 points, one shy of his career high. Downey spun out of a double team and hit a short jumper to put South Carolina ahead 56-55 with 5.1 seconds remaining.

Erving Walker dribbled to the foul line and hit Parsons with a perfect pass. Parsons got both feet under him and stroked the 3 from the left wing. He ran across the court and got mobbed by his teammates. A similar celebration unfolded Jan. 3 at North Carolina State, when Parsons hit a 75-footer at the buzzer to lift Florida (14-5, 3-2) to a 62-61 victory.



NO. 1 KENTUCKY SOUTH CAROLINA

62

68

JAN. 26, 2010 - COLONIAL LIFE ARENA, COLUMBIA, S.C.

COLUMBIA, S.C. (AP) - Kentucky's return to No. 1 might not last very long.

Devan Downey scored 30 points and South Carolina sent No. 1 Kentucky to its first loss of the season with a 68-62 victory on Tuesday night.

The Wildcats (19-1, 4-1 Southeastern Conference) moved atop the rankings for this week for the first time since 2003. They were cautioned by no less a fan than President Barack Obama earlier Tuesday to keep their focus and play with the same passion that brought them to the top.

The president or Kentucky didn't count on Downey, the SEC's leading scorer to break the 30-point mark for the fourth time in six league games for South Carolina (12-8, 3-3).

The Gamecocks had lost all seven previous games they'd played against No. 1-ranked teams.

DeMarcus Cousins matched his career best of 27 points to lead Kentucky, which had been the nation's last unbeaten team.

Fans rushed the Colonial Life Arena floor when the buzzer sounded, Downey hugging whomever he could and screaming, "I told you so!"

Downey had seemingly hit a game-winner at Florida on Saturday, scoring on a driving layup with 5 seconds left until the Gators' Chandler Parsons outdid him with a winning 3-pointer.

This time, though, Downey and the Gamecocks would not be stopped—even after the Wildcats fabulous freshmen of John Wall and Cousins seemed to take things over.

The pair combined for 13 points during a 14-3 run midway through the second half that put the Wildcats up 47-42. That's when Downey took over.

South Carolina's senior had a three-point play and two foul shots to tie it up.

Downey had another three-point play with 4:06 left to give the Gamecocks the lead for good at 54-51.

Wall's three-point play with 40.1 seconds left brought Kentucky within 62-61. But Brandis Raley-Ross followed with two free throws to restore the edge.

Raley-Ross finished with 17 points.

Cousins had 12 rebounds to go along with his points, which tied his best performance set earlier this season against Seton Hall.

Kentucky was on its longest win streak to start a season in 44 years and figured to continue its roll against depleted South Carolina.

But the game followed a head-in-the-clouds moment earlier Tuesday when President Obama called to congratulate Coach John Calipari and the players for helping raise more than \$1 million for Haitian relief. Along with the praise came Obama's caution—stay focused Wildcats or bad things might happen.

The president's words were prophetic.

The Wildcats were ragged and out of sync. Wall, who Obama greeted with "What's going on all-star?" when they spoke by phone, was 6 of 16 from the field with four of Kentucky's 15 turnovers.

Wall ended with 19 points.

No Wildcat could corral Downey.

While the Gamecocks' senior didn't have his shooting touch (9 of 29), he went 10 of 11 at the free throw line.

GAME #19 - SOUTH CAROLINA 56, FLORIDA 58

JANUARY 9, 2010 - STEPHEN C. O'CONNELL CENTER - GAINESVILLE, FLA.

South Carolina - 56 (11-8, 2-3 SEC)

#	Player	FG	3FG	FT	O-D-T	F	TP	A	TO	BL	ST	MIN
30	Jackson, Lakeem, f	0-3	0-0	0-0	1-3-4	3	0	1	1	0	1	21
31	Baniulis, Evaldas, f	0-4	0-2	0-0	0-2-2	2	0	0	1	0	1	12
44	Muldrow, Sam, f	3-7	0-0	0-2	4-5-9	1	6	1	1	4	0	36
2	Downey, Devan, g	12-25	4-11	8-9	0-2-2	3	36	0	2	0	1	38
5	Raley-Ross, Brandis, g	2-5	1-3	0-0	2-2-4	2	5	2	0	0	2	31
1	Spinella, Stephen	2-3	1-2	0-0	1-0-1	0	5	0	0	0	1	12
12	Galloway, Ramon	2-6	0-4	0-0	2-1-3	3	4	0	1	0	0	29
25	Steed, Austin	0-1	0-0	0-0	0-1-1	1	0	0	0	0	0	10
32	Jefferson, Johnndre	0-1	0-0	0-2	0-2-2	0	0	0	1	1	0	11
	Team				1-5-6							
Totals		21-55	6-22	8-13	11-23-34	15	56	4	7	5	6	200

FG% 1st Half: 9-28, 32.1%

2nd Half: 12-27, 44.4%

Game: 21-55, 38.2%

3FG% 1st Half: 2-12, 16.7%

2nd Half: 4-10, 40.0%

Game: 6-22, 27.3%

FT% 1st Half: 5-7, 71.4%

2nd Half: 3-6, 50.0%

Game: 8-13, 61.5%

Florida - 58 (14-5, 3-2 SEC)

#	Player	FG	3FG	FT	O-D-T	F	TP	A	TO	BL	ST	MIN
23	Tyus, Alex, f	6-10	0-0	0-0	2-7-9	1	12	0	1	0	0	32
25	Parsons, Chandler, f	4-10	1-4	1-2	1-9-10	0	10	4	1	0	0	36
32	Macklin, Vernon, c	2-5	0-0	3-5	0-1-1	2	7	0	1	1	0	25
1	Boynnton, Kenny, g	5-13	0-5	4-4	1-1-2	2	14	1	1	0	2	33
11	Walker, Erving, g	4-9	3-4	2-2	2-3-5	3	13	7	4	0	1	33
3	Shipman, Ray	0-2	0-1	0-0	0-0-0	1	0	0	0	0	1	12
21	Werner, Dan	1-4	0-1	0-0	4-3-7	2	2	2	1	0	0	27
33	Murphy, Erik	0-0	0-0	0-0	0-0-0	0	0	0	1	0	0	2
	Team				0-2-2							
Totals		22-53	4-15	10-13	10-26-36	11	58	14	10	1	4	200

FG% 1st Half: 9-27, 33.3%

2nd Half: 13-26, 50.0%

Game: 22-53, 41.5%

3FG% 1st Half: 2-9, 22.2%

2nd Half: 2-6, 33.3%

Game: 4-15, 26.7%

FT% 1st Half: 5-7, 71.4%

2nd Half: 5-6, 83.3%

Game: 10-13, 76.9%

Officials: Doug Shows, Mike Nance, Mike Thibodeaux

Technical Fouls: Florida: None; South Carolina: None

Attendance: 12,094

GAME #20 - SOUTH CAROLINA 68, KENTUCKY 62

JANUARY 26, 2010 - COLONIAL LIFE ARENA - COLUMBIA, S.C.

Kentucky - 62 (19-1, 4-1)

#	Player	FG	3FG	FT	O-D-T	F	TP	A	TO	BL	ST	MIN
15	Cousins, DeMarcus, f	9-17	0-0	9-10	3-9-12	3	27	0	3	3	1	34
54	Patterson, Patrick, f	2-4	0-1	1-2	5-3-8	1	5	0	0	2	0	35
1	Miller, Darius, g	0-2	0-2	0-0	0-1-1	1	0	1	2	0	0	14
11	Wall, John, g	6-16	2-3	5-7	0-4-4	4	19	2	4	0	1	38
24	Bledsoe, Eric, g	2-7	0-1	0-0	0-2-2	4	4	5	5	0	0	31
3	Dodson, Darnell	2-8	1-5	0-0	0-2-2	4	5	0	0	0	2	21
5	Harris, Ramon	0-0	0-0	0-0	0-2-2	1	0	0	0	0	0	4
21	Stevenson, Perry	0-0	0-0	0-0	0-0-0	0	0	0	0	0	0	3
33	Orton, Daniel	1-3	0-0	0-2	4-0-4	2	2	0	1	0	1	8
34	Liggins, DeAndre	0-0	0-0	0-0	1-2-3	2	0	1	0	0	0	12
	Team				1-1-2							
Totals		22-57	3-12	15-21	14-26-40	22	62	9	15	5	5	200

FG% 1st Half: 11-30, 36.7%

2nd Half: 11-27, 40.7%

Game: 22-57, 38.6%

3FG% 1st Half: 2-7, 28.6%

2nd Half: 1-5, 20.0%

Game: 3-12, 25.0%

FT% 1st Half: 5-7, 71.4%

2nd Half: 10-14, 71.4%

Game: 15-21, 71.4%

South Carolina - 68 (12-8, 3-3)

#	Player	FG	3FG	FT	O-D-T	F	TP	A	TO	BL	ST	MIN
25	Steed, Austin, f	2-3	0-0	0-0	2-4-6	3	4	0	1	1	0	20
30	Jackson, Lakeem, f	1-5	0-0	0-0	2-0-2	4	2	1	1	1	0	25
44	Muldrow, Sam, f	4-13	0-3	1-3	4-7-11	1	9	0	2	5	1	37
2	Downey, Devan, g	9-29	2-5	10-11	3-2-5	1	30	3	2	0	2	38
5	Raley-Ross, Brandis, g	5-10	2-7	5-6	0-5-5	0	17	2	2	0	2	36
1	Spinella, Stephen	0-0	0-0	0-0	0-2-2	2	0	0	0	0	1	15
12	Galloway, Ramon	0-2	0-1	2-2	0-1-1	1	2	0	2	0	0	10
31	Baniulis, Evaldas	0-0	0-0	0-0	0-0-0	0	0	0	0	0	0	2
32	Jefferson, Johnndre	1-2	0-0	2-6	5-3-8	4	4	0	1	1	1	17
	Team				4-0-4							
Totals		22-64	4-16	20-28	20-24-44	16	68	6	11	8	7	200

FG% 1st Half: 8-30, 26.7%

2nd Half: 14-34, 41.2%

Game: 22-64, 34.4%

3FG% 1st Half: 2-8, 25.0%

2nd Half: 2-8, 25.0%

Game: 4-16, 25.0%

FT% 1st Half: 8-13, 61.5%

2nd Half: 12-15, 80.0%

Game: 20-28, 71.4%

Officials: Mike Stuart, John Cahill, Mike Nance

Technical Fouls: Kentucky: None; South Carolina: None

Attendance: 18,000

2009-10 GAME RECAPS



GEORGIA 77 SOUTH CAROLINA 78

JAN. 30, 2010 - COLONIAL LIFE ARENA, COLUMBIA, S.C.

COLUMBIA, S.C. (AP) - Devan Downey had 33 points including the driving basket with 50 seconds left that gave South Carolina a 78-77 victory over Georgia on Saturday night.

The Gamecocks (13-8, 4-3 Southeastern Conference) trailed 63-54 with less than 10 minutes remaining and, except for Downey, didn't look anything like the club that took down No. 1 Kentucky 68-62 four nights earlier.

That's when Downey took control, scoring half of South Carolina's 24 points the rest of the way.

Georgia (9-10, 1-5) had a chance to tie or move ahead in the final seconds. But Dustin Ware missed the first of one-and-one foul shots with 3.5 seconds left and South Carolina rebounded to hold on.

Travis Leslie had 21 points to lead the Bulldogs, who have lost their last three games to South Carolina.

Downey, the SEC's leading scorer, has hit for 30 or more points in five of his seven league games this season.



SOUTH CAROLINA 53 NO. 14 TENNESSEE 79

FEB. 6, 2010 - THOMPSON-BOLING ARENA, KNOXVILLE, TENN.

KNOXVILLE, Tenn. (AP) - Wayne Chism scored a career-high 30 points as No. 14 Tennessee routed South Carolina 79-53 on Saturday night.

Chism was 11 for 17 from the field, including two 3-pointers, and hit 6 of 8 free throws. His previous high of 27 points came against Auburn on March 14, 2009.

The Vols (18-4, 6-2 Southeastern Conference) won their sixth straight over the Gamecocks (13-9, 4-4).

Tennessee took control with a 9-0 run for a 27-12 lead with 3:05 left in the first half.

South Carolina, which shot 27.6 percent in the game, couldn't stop Tennessee's inside game. The Vols finished with 40 points in the paint.

Devan Downey, who entered the game averaging 31.6 points in SEC play, finished with 26 points for the Gamecocks.

GAME #21 - SOUTH CAROLINA 78, GEORGIA 77 JANUARY 30, 2010 - COLONIAL LIFE ARENA - COLUMBIA, S.C.

Georgia - 77 (9-10, 1-5)

#	Player	FG	3FG	FT	O-D-T	F	TP	A	TO	BL	ST	MIN
33	Thompkins, Trey, f	7-17	1-2	3-5	1-5-6	3	18	4	2	0	1	32
34	Jackson, Albert, f	2-4	0-0	1-2	4-5-9	3	5	3	2	2	1	30
1	Leslie, Travis, g	9-14	0-0	3-3	4-3-7	2	21	2	0	1	1	34
3	Ware, Dustin, g	3-7	2-5	0-1	0-1-1	0	8	3	1	0	1	32
10	McPhee, Ricky, g	5-9	2-5	0-0	1-1-2	2	12	3	1	0	0	34
4	Barnes, Chris	0-1	0-0	3-4	1-0-1	0	3	0	1	0	0	11
5	Anyaoah, Ebuka	2-3	0-0	1-2	0-0-0	0	5	0	0	0	2	11
11	Williams, Vincent	1-2	1-1	0-0	0-1-1	1	3	1	1	0	1	9
41	Zlovacic, Drazen	0-0	0-0	0-0	0-0-0	0	0	0	0	0	0	0+
50	Price, Jeremy	1-3	0-0	0-0	0-1-1	2	2	0	1	0	0	7
	Team				3-0-3							
Totals		30-60	6-13	11-17	14-17-31	13	77	16	9	3	7	200
FG% 1st Half: 14-31, 45.2%		2nd Half: 16-29, 55.2%		Game: 30-60, 50.0%								
3FG% 1st Half: 2-6, 33.3%		2nd Half: 4-7, 57.1%		Game: 6-13, 46.2%								
FT% 1st Half: 8-13, 61.5%		2nd Half: 3-4, 75.0%		Game: 11-17, 64.7%								

South Carolina - 78 (13-8, 4-3)

#	Player	FG	3FG	FT	O-D-T	F	TP	A	TO	BL	ST	MIN
25	Steed, Austin, f	1-1	0-0	0-0	1-1-2	5	2	1	0	1	0	12
30	Jackson, Lakeem, f	3-7	0-0	0-2	2-3-5	2	6	5	1	1	0	30
44	Muldrow, Sam, f	7-16	0-1	5-6	5-6-11	2	19	1	2	4	2	35
2	Downey, Devan, g	12-20	4-7	5-5	1-0-1	3	33	3	1	0	2	36
5	Raley-Ross, Brandis, g	2-5	1-3	1-2	0-2-2	0	6	1	1	0	0	36
1	Spinella, Stephen	2-2	2-2	0-0	0-0-0	1	6	1	1	1	0	13
12	Galloway, Ramon	2-3	2-3	0-1	0-2-2	1	6	1	1	0	1	16
31	Baniulis, Evaldas	0-1	0-1	0-0	0-0-0	0	0	0	0	0	0	3
32	Jefferson, Johnndre	0-1	0-0	0-2	2-0-2	1	0	0	2	0	0	19
	Team				1-2-3							
Totals		29-56	9-17	11-18	12-16-28	15	78	13	9	7	5	200
FG% 1st Half: 14-32, 43.8%		2nd Half: 15-24, 62.5%		Game: 29-56, 51.8%								
3FG% 1st Half: 4-8, 50.0%		2nd Half: 5-9, 55.6%		Game: 9-17, 52.9%								
FT% 1st Half: 4-7, 57.1%		2nd Half: 7-11, 63.6%		Game: 11-18, 61.1%								

Officials: Joe Lindsay, Roger Ayers, Bruce Benedict
Technical Fouls: Georgia: None; South Carolina: None
Attendance: 14,103

GAME #22 - SOUTH CAROLINA 53, TENNESSEE 79 FEBRUARY 6, 2010 - THOMPSON-BOLING ARENA - KNOXVILLE, TENN.

South Carolina - 53 (13-9, 4-4)

#	Player	FG	3FG	FT	O-D-T	F	TP	A	TO	BL	ST	MIN
25	Steed, Austin, f	1-4	0-0	0-0	3-4-7	1	2	0	0	0	0	13
30	Jackson, Lakeem, f	2-4	0-0	0-2	3-3-6	3	4	1	3	0	0	30
44	Muldrow, Sam, f	3-11	0-2	0-2	3-13-16	1	6	0	2	4	0	30
2	Downey, Devan, g	5-20	3-9	13-14	1-1-2	3	26	2	2	0	1	36
5	Raley-Ross, Brandis, g	4-10	3-9	1-2	0-3-3	3	12	0	3	1	0	34
1	Spinella, Stephen	0-2	0-2	0-0	0-0-0	3	0	0	0	0	0	15
12	Galloway, Ramon	0-2	0-2	0-0	0-0-0	3	0	1	1	0	0	14
14	Wilder, Robert	0-0	0-0	0-0	0-0-0	0	0	0	0	0	0	2
31	Baniulis, Evaldas	1-5	1-4	0-0	0-0-0	0	3	0	0	0	1	12
32	Jefferson, Johnndre	0-0	0-0	0-0	0-1-1	2	0	0	0	0	0	14
	Team				1-1-2							
Totals		16-58	7-28	14-20	11-26-37	19	53	4	11	5	2	200
FG% 1st Half: 6-24, 25.0%		2nd Half: 10-34, 29.4%		Game: 16-58, 27.6%								
3FG% 1st Half: 2-13, 15.4%		2nd Half: 5-15, 33.3%		Game: 7-28, 25.0%								
FT% 1st Half: 2-2, 100.0%		2nd Half: 12-18, 66.7%		Game: 14-20, 70.0%								

Tennessee - 79 (18-4, 6-2)

#	Player	FG	3FG	FT	O-D-T	F	TP	A	TO	BL	ST	MIN
0	Woolridge, Renaldo, f	0-2	0-1	1-2	0-6-6	4	1	0	1	1	0	19
4	Chism, Wayne, c	11-17	2-4	6-8	1-3-4	1	30	3	2	3	1	29
3	Maze, Bobby, g	5-10	1-2	0-0	2-4-6	3	11	3	1	1	0	22
30	Prince, J.P., g	1-6	0-2	1-2	1-4-5	1	3	3	0	1	1	24
32	Hopson, Scotty, g	3-7	2-5	3-4	2-4-6	0	11	3	0	0	0	24
11	Cannington, Quinn	0-0	0-0	2-2	0-0-0	0	2	0	0	0	0	2
13	McBee, Skylar	2-4	1-2	0-0	0-1-1	2	5	0	0	0	2	22
20	Hall, Kenny	2-2	0-0	3-5	4-7-11	2	7	0	0	0	0	18
21	Goins, Melvin	1-6	0-0	0-0	0-3-3	2	2	1	1	0	0	17
22	Pearl, Steven	2-2	0-0	1-2	0-0-0	3	5	1	0	0	0	13
23	Tatum, Cameron	0-3	0-1	0-0	0-1-1	0	0	0	0	0	0	8
24	Bone, Josh	0-0	0-0	2-2	0-0-0	1	2	0	0	0	1	2
	Team				0-1-1							
Totals		27-59	6-17	19-27	10-34-44	19	79	14	6	6	5	200
FG% 1st Half: 11-30, 36.7%		2nd Half: 16-29, 55.2%		Game: 27-59, 45.8%								
3FG% 1st Half: 3-10, 30.0%		2nd Half: 3-7, 42.9%		Game: 6-17, 35.3%								
FT% 1st Half: 5-8, 62.5%		2nd Half: 14-19, 73.7%		Game: 19-27, 70.4%								

Officials: Joe Lindsay, J.B. Caldwell, Pat Adams
Technical Fouls: Tennessee: None; South Carolina: None
Attendance: 21,003

2009-10 GAME RECAPS



FLORIDA 71
SOUTH CAROLINA 77

FEB. 10, 2010 - COLONIAL LIFE ARENA, COLUMBIA, S.C.

COLUMBIA, S.C. (AP) - Devan Downey scored 24 points to lead South Carolina to a 77-71 win over Florida on Wednesday night.

Downey was off his nearly 31-point average in Southeastern Conference games, but he finally got help from his teammates. Brandis Raley-Ross added 20 for the Gamecocks (14-9, 5-4).

Florida (17-7, 6-4) led for most of the game. But the Gators scored just one field goal in 6 minutes late in the second half as South Carolina turned a 53-all tie into a 67-57 lead.

Florida shot 56 percent from the field, but turned the ball over 20 times and shot 10-for-23 from the foul line to hurt its hopes of making the NCAA tournament for the first time since winning the national title in 2007.

South Carolina missed its first 10 3-pointers, but shot 6-of-12 the rest of the way from behind the arc.



SOUTH CAROLINA 61
GEORGIA 66

FEB. 13, 2010 - STEGEMAN COLISEUM - ATHENS, GA.

ATHENS, Ga. (AP) - Jeremy Price scored 16 points in his first start of the season, including the go-ahead points with 1:09 remaining, and Georgia rallied to beat South Carolina 66-61 on Saturday.

Georgia made nine straight free throws in the final 2:09, including four by Trey Thompkins in the final 14 seconds. Thompkins led the Bulldogs (11-12, 3-7 Southeastern Conference) with 21 points and 10 rebounds.

Devan Downey and Brandis Raley-Ross each had 18 points for South Carolina (14-10, 5-5).

South Carolina led 52-42 with 9:10 remaining following a 3-pointer by Downey. Georgia rallied, pulling to within 59-58 on a three-point play by Price before taking the 60-59 lead with two free throws by Price with 1:09 remaining.

GAME #23 - SOUTH CAROLINA 77 - FLORIDA 71 FEBRUARY 10, 2010 - COLONIAL LIFE ARENA - COLUMBIA, S.C.

Florida - 71 (17-7, 6-4)

#	Player	FG	3FG	FT	O-D-T	F	TP	A	TO	BL	ST	MIN
23	Tyus, Alex, f	5-7	0-0	1-4	2-13-15	3	11	1	4	3	0	33
25	Parsons, Chandler, f	6-11	0-1	1-2	3-8-11	2	13	6	4	0	0	34
32	Macklin, Vernon, c	2-3	0-0	1-2	3-2-5	0	5	1	2	1	1	23
1	Boydton, Kenny, g	5-12	3-9	0-0	1-1-2	3	13	1	3	0	0	36
11	Walker, Erving, g	6-10	2-4	6-10	0-2-2	4	20	3	4	0	1	35
3	Shipman, Ray	2-2	0-0	0-0	0-1-1	3	4	1	1	0	1	6
20	McClanahan, Kyle	1-1	0-0	0-0	0-1-1	0	2	0	0	0	0	6
21	Werner, Dan	0-3	0-2	0-0	0-0-0	5	0	2	1	0	1	21
33	Murphy, Erik	1-1	0-0	1-5	1-1-2	1	3	0	1	0	0	6
	Team				1-1-2							
Totals		28-50	5-15	10-23	11-30-41	21	71	15	20	4	4	200
FG% 1st Half: 15-22, 68.2%		2nd Half: 13-28, 46.4%		Game: 28-50, 56.0%								
3FG% 1st Half: 3-6, 50.0%		2nd Half: 2-10, 20.0%		Game: 5-16, 31.3%								
FT% 1st Half: 2-5, 40.0%		2nd Half: 8-18, 44.4%		Game: 10-23, 43.5%								

South Carolina - 77 (14-9, 5-4)

#	Player	FG	3FG	FT	O-D-T	F	TP	A	TO	BL	ST	MIN
25	Steed, Austin, f	2-3	0-0	1-2	2-3-5	3	5	0	0	0	2	25
30	Jackson, Lakeem, f	3-8	0-0	0-0	4-0-4	1	6	4	0	0	2	27
44	Muldrow, Sam, f	7-13	0-1	2-2	4-4-8	1	16	0	0	3	0	34
2	Downey, Devan, g	6-18	1-6	11-12	0-4-4	3	24	2	2	0	4	34
5	Raley-Ross, Brandis, g	6-15	4-11	4-6	0-2-2	2	20	2	3	0	2	33
1	Spinella, Stephen	0-2	0-1	0-0	0-0-0	2	0	0	0	0	0	8
12	Galloway, Ramon	2-6	1-3	1-2	0-1-1	2	6	3	1	0	0	24
31	Baniulis, Evaldas	0-0	0-0	0-0	0-0-0	0	0	0	0	0	0	4
32	Jefferson, Johnndre	0-3	0-0	0-0	2-1-3	1	0	0	0	1	0	11
	Team				3-5-8							
Totals		26-68	6-22	19-24	15-20-35	15	77	11	6	4	10	200
FG% 1st Half: 14-37, 37.8%		2nd Half: 12-31, 38.7%		Game: 26-68, 38.2%								
3FG% 1st Half: 0-9, 0.0%		2nd Half: 6-13, 46.2%		Game: 6-22, 27.3%								
FT% 1st Half: 3-4, 75.0%		2nd Half: 16-20, 80.0%		Game: 19-24, 79.2%								

Officials: Tony Green, Mike Nance, Bert Smith
Technical Fouls: Florida: None; South Carolina: None
Attendance: 12,774

GAME #24 - SOUTH CAROLINA 61 - GEORGIA 66 FEBRUARY 13, 2010 - STEGEMAN COLISEUM - ATHENS, GA.

South Carolina - 61 (14-10, 5-5)

#	Player	FG	3FG	FT	O-D-T	F	TP	A	TO	BL	ST	MIN
2	Downey, Devan, g	6-22	4-13	2-3	0-2-2	3	18	3	0	0	0	36
5	Raley-Ross, Brandis, g	7-18	3-13	1-1	3-4-7	3	18	2	1	0	2	34
25	Steed, Austin, f	0-1	0-0	1-2	2-2-4	3	1	0	1	0	0	18
30	Jackson, Lakeem, f	5-6	0-0	0-0	1-3-4	2	10	1	1	0	0	31
44	Muldrow, Sam, f	2-8	0-1	0-0	1-3-4	4	4	1	2	0	0	27
1	Spinella, Stephen	0-3	0-2	0-0	0-0-0	2	0	1	0	0	1	17
12	Galloway, Ramon	3-4	2-2	0-0	0-1-1	0	8	0	1	0	0	13
31	Baniulis, Evaldas	0-2	0-1	0-0	0-1-1	0	0	0	0	0	1	5
32	Jefferson, Johnndre	1-1	0-0	0-0	2-3-5	2	2	3	1	1	1	19
	Team				3-3-6							
Totals		28-50	5-15	10-23	11-30-41	21	71	15	20	4	4	200
FG% 1st Half: 12-32, 37.5%		2nd Half: 12-33, 36.4%		Game: 24-65, 36.9%								
3FG% 1st Half: 5-14, 35.7%		2nd Half: 4-18, 22.2%		Game: 9-32, 28.1%								
FT% 1st Half: 2-3, 66.7%		2nd Half: 2-3, 66.7%		Game: 4-6, 66.7%								

Georgia - 66 (11-12, 3-7)

#	Player	FG	3FG	FT	O-D-T	F	TP	A	TO	BL	ST	MIN
1	Leslie, Travis, f	4-9	0-0	7-8	2-5-7	1	15	5	2	1	0	37
3	Ware, Dustin, g	3-6	2-5	0-0	0-3-3	1	8	4	1	0	1	34
10	McPhee, Ricky, g	1-6	1-6	0-0	0-5-5	2	3	0	3	0	2	33
33	Thompkins, Trey, f	7-16	1-5	6-6	1-9-10	1	21	4	1	1	0	35
50	Price, Jeremy, f	5-10	0-0	6-8	4-3-7	1	16	1	2	0	0	33
4	Barnes, Chris	1-1	0-0	1-1	0-1-1	1	3	0	0	0	0	11
5	Anyaoorah, Ebuka	0-1	0-0	0-0	0-1-1	0	0	0	0	0	1	10
11	Williams, Vincent	0-0	0-0	0-0	0-0-0	0	0	1	1	0	0	7
	Team				1-2-3							
Totals		21-49	4-16	20-23	8-29-37	7	66	15	10	2	4	200
FG% 1st Half: 11-27, 40.7%		2nd Half: 10-22, 45.5%		Game: 21-49, 42.9%								
3FG% 1st Half: 1-6, 16.7%		2nd Half: 3-10, 30.0%		Game: 4-16, 25.0%								
FT% 1st Half: 8-9, 88.9%		2nd Half: 12-14, 85.7%		Game: 20-23, 87.0%								

Officials: Tom Eades, Rick Crawford, Lee Cassell
Technical Fouls: Georgia: None; South Carolina: None
Attendance: 7,597

2009-10 GAME RECAPS



SOUTH CAROLINA 79 ARKANSAS 92

FEB. 17, 2010 - BUD WALTON ARENA - FAYETTEVILLE, ARK.

FAYETTEVILLE, Ark. (AP) - Arkansas responded to its only loss in the last 25 days by getting back into the win column.

Freshman Marshawn Powell scored 16 of his game-high 26 points in the first half as the Razorbacks defeated South Carolina 92-79 on Wednesday night. Courtney Fortson added 19 points, nine rebounds and eight assists.

Sam Muldrow scored a career-high 23 points and grabbed eight rebounds for South Carolina, which lost for the third time in four games. Devan Downey scored 28 points for the Gamecocks (14-11, 5-6 Southeastern Conference), but the 5-foot-9 senior needed 28 shots to get them.

The Razorbacks (14-12, 7-4) led 40-33 at halftime after shooting 52.8 percent and used a 17-1 run early in the second half to pull away. The Razorbacks have scored more points in a game only once this season -- in a 97-94 home loss to Morgan State on Nov. 24.



SOUTH CAROLINA 55 NO. 20/18 TENNESSEE 63

FEB. 20, 2010 - COLONIAL LIFE ARENA, COLUMBIA, S.C.

COLUMBIA, S.C. (AP) - Bobby Maze scored 14 points and No. 20 Tennessee reached 20 victories for the fifth straight season with a 63-55 win over South Carolina on Saturday.

The Vols (20-6, 8-4 Southeastern Conference) needed a late 17-3 run to pull out their seventh straight win over South Carolina (14-12, 5-7). Tennessee had been lethargic most of the game and trailed 46-43 after Devan Downey's two foul shots with 9:18 to go.

That's when the Vols took control and Kenny Hall's jam off a feed from Wayne Chism put them ahead for good, 47-46. By the time J.P. Prince stole the ball at halfcourt and went in for layup 4 minutes later, Tennessee was up 56-49.

Brandis Raley-Ross had 16 points to lead the Gamecocks, who have lost four of six since their upset of then-No. 1 Kentucky last month. Chism had 11 points and Prince 10 for the Vols.

Downey, the SEC's leading scorer, shot just 4 of 18 from the field for 15 points, his lowest output in a league game this season. Still, the Gamecocks hung around long enough that it appeared a typical home showing by Downey - he hadn't had fewer than 24 points in South Carolina's previous five home SEC games - might pull this one out, too.

But Tennessee tightened up its defense to blunt any comebacks. The Vols held South Carolina to just 1-of-12 shooting from behind the arc.

Maze equalled the 16 points he scored when Tennessee defeated No. 1 Kansas 76-68 on Jan. 10.

For all of Tennessee's success this season, the Vols have struggled on the road in the SEC this season. Three of their four league losses have come away from home, including the last two - Vanderbilt and Kentucky. South Carolina hasn't been the easiest out at Colonial Life Arena. The Gamecocks had won five of their past six here, including the win over Kentucky on Jan. 26.

Maybe it was the sunny, 60-degree weather outside, but the Vols didn't look ready for this one early. Chism and Prince both had two fouls less than 11 minutes in, and Tennessee had 11 first-half turnovers, nearly equaling its game average of 12.8.

The Gamecocks used the long-range shooting of Brandis Raley-Ross to offset Downey's slow start. The SEC's leading scorer was 1 of 8 as the Volunteers ran two or three players at him to keep him out of synch the first 20 minutes.

Raley-Ross hit consecutive 3-pointers and Ramon Galloway added another as South Carolina moved ahead 22-18. Tennessee made had two field goals over the final 7 minutes of the half and trailed 28-24, the fourth straight game it was behind at halftime.

GAME #25 - SOUTH CAROLINA 79 - ARKANSAS 92

FEBRUARY 17, 2010 - BUD WALTON ARENA - FAYETTEVILLE, ARK.

South Carolina - 79 (14-11, 5-6)

#	Player	FG	3FG	FT	O-D-T	F	TP	A	TO	BL	ST	MIN
30	Jackson, Lakeem, f	2-5	0-0	0-1	1-2-3	4	4	2	2	0	1	19
44	Muldrow, Sam, f	9-13	4-6	1-2	4-4-8	3	23	1	0	2	1	38
2	Downey, Devan, g	11-28	2-7	4-5	0-1-1	4	28	7	8	0	4	38
5	Raley-Ross, Brandis, g	6-12	3-7	1-2	3-3-6	3	16	3	0	1	1	36
12	Galloway, Ramon, g	2-5	2-4	0-0	0-1-1	4	6	1	3	0	1	24
1	Spinella, Stephen	0-2	0-2	0-2	1-2-3	4	0	0	1	0	0	17
14	Wilder, Robert	0-0	0-0	0-0	0-0-0	3	0	0	0	0	0	4
25	Steed, Austin	0-0	0-0	0-0	0-0-0	0	0	0	0	0	0	2
31	Baniulis, Evaldas	1-4	0-3	0-0	1-1-2	3	2	0	2	0	2	13
32	Jefferson, Johnndre	0-0	0-0	0-0	0-2-2	2	0	0	2	1	0	9
Team		2-2-4										
Totals		31-69	11-29	6-12	12-18-30	30	79	14	18	4	10	200
FG% 1st Half: 13-30, 43.3%		2nd Half: 18-39, 46.2%		Game: 31-69, 44.9%								
3FG% 1st Half: 5-15, 33.3%		2nd Half: 6-14, 42.9%		Game: 11-29, 37.9%								
FT% 1st Half: 2-5, 40.0%		2nd Half: 4-7, 57.1%		Game: 6-12, 50.0%								

Arkansas - 92 (14-12, 7-4)

#	Player	FG	3FG	FT	O-D-T	F	TP	A	TO	BL	ST	MIN
33	Powell, Marshawn, f	10-16	0-1	6-7	1-7-8	1	26	0	2	1	0	36
0	Washington, Mike, c	3-3	0-0	2-3	0-0-0	5	8	0	1	1	1	13
4	Fortson, Courtney, g	4-12	1-3	10-12	3-6-9	4	19	8	8	0	2	32
12	Britt, Marcus, g	3-4	0-1	6-6	1-0-1	3	12	2	2	0	3	22
15	Clarke, Rotnei, g	4-9	3-7	2-2	0-4-4	2	13	0	2	0	1	33
2	Farmer, Jemal	1-2	0-0	0-0	0-2-2	0	2	0	0	0	0	9
5	Bryant, Glenn	1-1	0-0	0-0	0-3-3	0	2	0	0	2	0	10
14	Welsh, Stef	0-1	0-1	0-0	0-0-0	1	0	1	1	0	0	10
21	Johnson, Delvon	2-4	0-0	1-4	4-6-10	0	5	0	1	1	0	19
23	Nobles, Jylusses	2-3	1-2	0-2	0-1-1	1	5	1	3	0	0	15
25	Cox, Stephen	0-0	0-0	0-0	0-0-0	0	0	1	0	0	0	1
Team		2-0-2										
Totals		30-55	5-15	27-36	11-29-40	17	92	13	20	5	7	200
FG% 1st Half: 16-30, 53.3%		2nd Half: 14-25, 56.0%		Game: 30-55, 54.4%								
3FG% 1st Half: 3-9, 33.3%		2nd Half: 2-6, 33.3%		Game: 5-15, 33.3%								
FT% 1st Half: 5-6, 83.3%		2nd Half: 22-30, 73.3%		Game: 27-36, 75.0%								

Officials: Doug Shows, Gary Maxwell, Mark Whitehead
Technical Fouls: Arkansas: None; South Carolina: None
Attendance: 13,175

GAME #26 - SOUTH CAROLINA 55 - NO. 20/18 TENNESSEE 63

FEBRUARY 20, 2010 - COLONIAL LIFE ARENA - COLUMBIA, S.C.

Tennessee - 63 (20-6, 8-4)

#	Player	FG	3FG	FT	O-D-T	F	TP	A	TO	BL	ST	MIN
4	Chism, Wayne, f	4-6	1-1	2-2	1-8-9	2	11	2	4	0	2	28
3	Maze, Bobby, f	5-12	2-4	2-4	1-0-1	1	14	3	3	1	1	33
21	Goins, Melvin, g	0-1	0-1	0-0	0-2-2	1	0	2	2	0	0	16
30	Prince, J.P., g	1-4	0-1	8-10	0-7-7	3	10	1	2	0	3	21
32	Hopson, Scotty, g	3-10	0-3	2-4	2-4-6	0	8	2	3	0	1	35
13	McBee, Skylar	1-2	1-1	0-0	0-2-2	1	3	0	1	0	1	14
20	Hall, Kenny	3-3	0-0	2-4	2-0-2	1	8	0	1	1	0	20
22	Pearl, Steven	2-2	0-0	0-0	0-2-2	3	4	0	1	0	0	15
23	Tatum, Cameron	0-0	0-0	0-0	0-1-1	0	0	0	0	0	0	4
33	Williams, Brian	1-1	0-0	3-8	3-4-7	1	5	1	2	0	0	14
Team		1-0-1										
Totals		20-41	4-11	19-32	10-30-40	13	63	11	19	2	8	200
FG% 1st Half: 9-20, 45.0%		2nd Half: 11-21, 52.4%		Game: 20-41, 48.8%								
3FG% 1st Half: 2-7, 28.6%		2nd Half: 2-4, 50.0%		Game: 4-11, 36.4%								
FT% 1st Half: 4-8, 50.0%		2nd Half: 15-24, 62.5%		Game: 19-32, 59.4%								

South Carolina - 53 (14-12, 5-7)

#	Player	FG	3FG	FT	O-D-T	F	TP	A	TO	BL	ST	MIN
30	Jackson, Lakeem, f	5-9	0-0	0-0	2-1-3	3	10	1	1	0	0	32
44	Muldrow, Sam, f	3-12	0-4	0-0	3-3-6	4	6	0	2	1	2	29
2	Downey, Devan, g	4-18	2-7	5-6	1-4-5	1	15	1	2	1	2	39
5	Raley-Ross, Brandis, g	5-10	2-6	4-7	1-4-5	2	16	1	3	0	2	38
12	Galloway, Ramon, g	2-9	1-7	0-0	1-4-5	4	5	0	1	0	0	29
1	Spinella, Stephen	0-1	0-1	0-0	0-0-0	0	0	0	1	0	0	7
25	Steed, Austin	1-2	0-0	1-2	2-0-2	1	3	0	0	0	0	6
31	Baniulis, Evaldas	0-1	0-1	0-0	0-0-0	1	0	0	0	0	0	8
32	Jefferson, Johnndre	0-1	0-0	0-0	0-1-1	3	0	0	0	1	0	13
Team		3-0-3										
Totals		20-63	5-26	10-15	13-17-30	19	55	3	10	3	6	200
FG% 1st Half: 11-33, 33.3%		2nd Half: 9-30, 30.0%		Game: 20-63, 31.7%								
3FG% 1st Half: 4-14, 28.6%		2nd Half: 1-12, 8.3%		Game: 5-26, 19.2%								
FT% 1st Half: 2-4, 50.0%		2nd Half: 8-11, 72.7%		Game: 10-15, 66.7%								

Officials: Mike Kitts, Bert Smith, Patrick Evans
Technical Fouls: Tennessee: None; South Carolina: None
Attendance: 15,622

2009-10 GAME RECAPS



SOUTH CAROLINA **NO. 2 KENTUCKY**

61

82

FEB. 25, 2010 - RUPP ARENA, LEXINGTON, KY.

LEXINGTON, Ky. (AP) - Patrick Patterson had 23 points and No. 2 Kentucky avenged its only loss this season with an 82-61 victory over South Carolina on Thursday night.

The Wildcats (27-1, 12-1) need just one more victory or a Vanderbilt loss to clinch at least a share of their 44th Southeastern Conference championship. Vanderbilt beat Georgia 96-94 in overtime Thursday, delaying the Kentucky celebration for at least another game.

Like its last meeting with Kentucky a month ago, South Carolina (14-13, 5-8) proved a pesky opponent until near the end. However, Kentucky had too much offensive firepower, and its defense gave up 26 points to the SEC's leading scorer, Devan Downey, but little else.

South Carolina never led, and every time it started to chip away, the Wildcats had an answer and usually it was from Patterson.



MISSISSIPPI STATE **SOUTH CAROLINA**

76

63

FEB. 27, 2010 - COLONIAL LIFE ARENA, COLUMBIA, S.C.

COLUMBIA, S.C. (AP) - Jarvis Varnado had 19 points to lead five Mississippi State players in double figures and the Bulldogs won their fourth straight over South Carolina, 76-63, on Saturday.

Varnado, who set the NCAA career blocks mark his last game, followed that with his highest scoring total against an Southeastern Conference opponent this season.

Barry Stewart scored 18, Raven Johnson 15, Kodi Augustus 13 and Dee Bost 11 for the Bulldogs (21-8, 9-5 SEC), who used a 21-7 run in the second half to break things open.

Devan Downey, the SEC's leading scorer, was held to 12 points, his lowest output in a league game this season. The Gamecocks (14-14, 5-9) have lost five straight.

GAME #27 - SOUTH CAROLINA 61 - NO. 2 KENTUCKY 82 **FEBRUARY 25, 2010 - RUPP ARENA - LEXINGTON, KY.**

South Carolina - 61 (14-13, 5-8)

#	Player	FG	3FG	FT	O-D-T	F	TP	A	TO	BL	ST	MIN
30	Jackson, Lakeem, f	8-11	0-0	0-1	3-1-4	2	16	2	2	1	3	30
32	Jefferson, Johnndre, f	2-3	0-0	0-1	2-2-4	4	4	0	0	1	0	27
44	Muldrow, Sam, f	5-11	0-1	0-0	2-8	3	10	0	1	3	1	35
2	Downey, Devan, g	9-25	3-9	5-5	0-4-4	3	26	5	5	0	2	38
5	Raley-Ross, Brandis, g	2-11	1-6	0-0	1-3-4	1	5	2	1	0	0	37
1	Spinella, Stephen	0-4	0-3	0-0	0-1-1	1	0	0	0	0	0	18
12	Galloway, Ramon	0-1	0-0	0-0	0-1-1	0	0	0	1	0	0	4
25	Steed, Austin	0-0	0-0	0-0	0-0-0	0	0	0	1	0	1	4
31	Baniulis, Evaldas	0-1	0-1	0-0	0-0-0	0	0	1	0	0	1	7
					3-2-5							
Totals		26-67	4-20	5-7	11-20-31	14	61	10	11	5	8	200
FG% 1st Half: 12-28, 42.9%		2nd Half: 14-39, 35.9%		Game: 26-67, 38.8%								
3FG% 1st Half: 2-7, 28.6%		2nd Half: 2-13, 15.4%		Game: 4-20, 20.0%								
FT% 1st Half: 0-0, 0.0%		2nd Half: 5-7, 71.4%		Game: 5-7, 71.4%								

Kentucky - 82 (27-1, 12-1)

#	Player	FG	3FG	FT	O-D-T	F	TP	A	TO	BL	ST	MIN
15	Cousins, DeMarcus, f	7-13	0-0	5-8	3-8-11	2	19	2	1	0	0	32
54	Patterson, Patrick, f	10-12	1-1	2-3	2-6-8	1	23	0	0	4	2	33
1	Miller, Darius, g	2-6	1-2	2-3	4-4-8	1	7	1	0	2	0	32
11	Wall, John, g	4-15	0-3	4-4	2-3-5	2	12	4	6	0	2	37
24	Bledsoe, Eric, g	4-8	0-2	0-0	0-2-2	2	8	2	2	2	0	22
3	Dodson, Darnell	0-1	0-1	0-0	0-3-3	1	0	1	1	0	0	12
5	Harris, Ramon	0-0	0-0	0-0	0-0-0	0	0	0	0	0	0	1
12	Krebs, Mark	0-0	0-0	0-0	0-0-0	0	0	1	0	0	0	1
33	Orton, Daniel	2-4	0-0	2-2	2-3-5	0	6	0	0	0	2	14
34	Liggins, DeAndre	3-5	1-2	0-0	1-1-2	1	7	1	0	0	2	16
					1-2-3							
Totals		32-64	3-11	15-20	15-32-47	10	82	12	10	8	8	200
FG% 1st Half: 16-36, 44.4%		2nd Half: 16-28, 57.1%		Game: 32-64, 50.0%								
3FG% 1st Half: 2-7, 28.6%		2nd Half: 1-4, 25.0%		Game: 3-11, 27.3%								
FT% 1st Half: 3-6, 50.0%		2nd Half: 12-14, 85.7%		Game: 15-20, 75.0%								

Officials: Joe Lindsay, Doug Sirmons, Doug Shows
Technical Fouls: Kentucky: None; South Carolina: None
Attendance: 24,355

GAME #28 - MISSISSIPPI STATE 76, SOUTH CAROLINA 63 **FEBRUARY 27, 2010 - COLONIAL LIFE ARENA - COLUMBIA, S.C.**

Mississippi State - 76 (21-8, 9-5)

#	Player	FG	3FG	FT	O-D-T	F	TP	A	TO	BL	ST	MIN
24	Augustus, Kodi, f	3-6	1-2	6-8	1-8-9	2	13	0	4	0	0	35
32	Varnado, Jarvis, f	8-13	0-0	3-4	2-10-12	3	19	0	1	1	1	37
2	Johnson, Raven, g	5-11	3-8	2-2	1-4-5	0	15	0	0	0	0	37
3	Bost, Dee, g	4-10	1-4	2-2	0-2-2	1	11	7	2	0	0	38
22	Stewart, Barry, g	6-12	5-7	1-2	0-4-4	2	18	5	2	0	3	39
5	Osby, Romero	0-0	0-0	0-2	1-0-1	0	0	0	0	0	0	3
15	Benock, Riley	0-0	0-0	0-0	0-0-0	0	0	0	0	0	0	3
25	Turner, Phil	0-0	0-0	0-0	0-0-0	2	0	0	1	1	0	8
					1-2-3							
Totals		26-52	10-21	14-20	6-30-36	10	76	12	10	2	4	200
FG% 1st Half: 13-29, 44.8%		2nd Half: 13-23, 56.5%		Game: 26-52, 50.0%								
3FG% 1st Half: 7-13, 23.8%		2nd Half: 3-8, 37.5%		Game: 10-21, 47.6%								
FT% 1st Half: 2-4, 50.0%		2nd Half: 12-16, 75.0%		Game: 14-20, 70.0%								

South Carolina - 63 (14-14, 5-9)

#	Player	FG	3FG	FT	O-D-T	F	TP	A	TO	BL	ST	MIN
30	Jackson, Lakeem, f	5-9	0-0	0-0	2-5-7	2	10	2	0	0	2	36
32	Jefferson, Johnndre, f	0-0	0-0	0-0	1-2-3	2	0	0	1	1	0	16
44	Muldrow, Sam, f	6-12	1-1	2-2	0-3-3	2	15	0	1	2	1	37
2	Downey, Devan, g	5-14	0-7	2-3	1-2-3	3	12	5	5	0	1	36
5	Raley-Ross, Brandis, g	4-10	4-9	0-0	0-4-4	2	12	3	1	0	1	36
1	Spinella, Stephen	0-0	0-0	0-0	0-0-0	1	0	0	1	0	0	9
12	Galloway, Ramon	6-15	2-11	0-0	0-2-2	1	14	1	0	0	2	30
					1-3-4							
Totals		26-60	7-28	4-5	5-21-26	13	63	11	9	3	7	200
FG% 1st Half: 13-27, 48.1%		2nd Half: 13-33, 39.4%		Game: 26-60, 43.3%								
3FG% 1st Half: 1-8, 12.5%		2nd Half: 6-20, 30.0%		Game: 7-28, 25.0%								
FT% 1st Half: 1-1, 100.0%		2nd Half: 3-4, 75.0%		Game: 4-5, 80.0%								

Officials: Mike Stuart, Rick Crawford, Ron Groover
Technical Fouls: Mississippi State: None; South Carolina: None
Attendance: 13,834

2009-10 GAME RECAPS



ALABAMA 79 SOUTH CAROLINA 70


MARCH 3, 2010 - COLONIAL LIFE ARENA, COLUMBIA, S.C.

COLUMBIA, S.C. (AP) - Justin Knox and Mikhail Torrance each had 17 points and Alabama, playing without leading scorer JaMychal Green, spoiled Devan Downey's final South Carolina home game with a 79-70 victory Wednesday night.

The Crimson Tide (15-14, 5-10 Southeastern Conference) came in having lost seven of their past eight and fell behind 11-0 in this one before rallying. Charvez Davis had two late 3-pointers, the second one that put Alabama ahead for good 65-64 with 4:29 to go.

South Carolina (14-15, 5-10) could not respond and lost its sixth straight - the team's longest losing streak in seven years.

Downey, the SEC's leading scorer, finished with 23 points. He also had three steals to set that Gamecock career mark with 273.



SOUTH CAROLINA 77 NO. 13/19 VANDERBILT 73

MARCH 6, 2010 - MEMORIAL GYMNASIUM - NASHVILLE, TENN.

NASHVILLE, TN (AP) - South Carolina coach Darrin Horn drew the play up for his senior in the huddle, and Devan Downey executed. To perfection. Downey came off a ball screen and hit a 3-pointer with 1:48 left to break a 69-all tie, and South Carolina upset No. 13 Vanderbilt 77-73 on Saturday in its regular season finale. South Carolina (15-15, 6-10) snapped a six-game skid with a victory that pushed the Gamecocks up to the East's fifth seed in the upcoming Southeastern Conference tournament.

"He's done that his whole career," Horn said. "It's never about what somebody's done something to him. It's about, 'It's time to win,' and he's a young man who really relishes that moment. He made some huge plays tonight." Downey had just four points in the first half, but the league's top scorer finished with 26 in rallying the Gamecocks. The senior said his teammates agreed to keep fighting. "Right now, just playing for pride," Downey said. "We got a big win, Top 25 win on the road. We've just got to carry that momentum into the SEC tournament."

Vanderbilt (23-7, 12-4) already had the No. 2 seed in the East locked up before blowing a 10-point lead by going cold from the floor for 9:20. The Commodores rallied and tied it for the ninth time at 69 on Jermaine Beal's 3-pointer. Downey answered with his sixth 3, Beal missed his 3-pointer and also missed a layup on the next trip down the floor. South Carolina hit 2 of 4 free throws, and Downey avoided being fouled in the final seconds by passing upcourt where Stephen Spinella dunked to seal the victory.

Vanderbilt coach Kevin Stallings said his Commodores became too tentative once they got control of the game and too many players didn't show up ready to play. "I'm not proud of it, but they've bounced back all season long. I don't have any concerns. If they don't want to play, they'll lose," Stallings said.

Beal finished with 21 for Vandy in the senior's final home game, A.J. Ogilvy had 15 and Jeff Taylor 13. Beal finished as the winningest four-year player in Vanderbilt history with 90 wins. "Obviously, it's very disappointing," Ogilvy said. "Jermaine has meant so much to us and to the program and of course we wanted to send him off with the win."

South Carolina had struggled against Vanderbilt, losing 79-69 in Columbia on Jan. 16, and the Gamecocks came to Memorial Gym having lost seven of the last eight in this series overall.

Downey, averaging a league-high 26.2 points, was the key as he bounced back from a poor first half in which he hit only 2 of 9 from the floor. He had only 11 points with 10 minutes left when he finally got going, keying a 16-0 spurt with 10 points. Downey said assistant coach Neill Berry talked to him at halftime.

"I was getting good looks but wasn't prepared to shoot so it was more mental, me being ready to shoot," Downey said.

Stallings said he knew Downey would come back on the Commodores. "He'll come out and try and go crazy, and he did," Stallings said. Just as Downey got scoring, the Commodores went cold after John Jenkins hit a 3-pointer with 12:21 to put them up 53-43 with 12:21 left.

After Beal hit two free throws, Muldrow got the Gamecocks started with a bucket, then Downey heated up. The senior hit back-to-back 3s, stole the ball and scored on a layup and also had a pair of free throws that pushed South Carolina up 64-57. Downey's bucket with 4:10 to go pushed the lead to 68-59.

Vanderbilt finally started scoring again. Ogilvy hit a pair of free throws, then Jenkins hit a 3, ending a drought that stretched 9:20.

A sellout crowd tried to scream the Commodores to victory on a home-court where they had been 14-1 this season, but they couldn't counter Downey. The senior threw his entire body into launching a 3 that put the Gamecocks ahead to stay for good.

Beal scored on a pair of layups that just weren't enough as time ran out.

Blame the early afternoon tipoff or simply sloppy play, but the teams swapped the lead seven times with five ties in the first half of a physical start - the two teams averaged more than a foul per minute early.

Four Gamecocks had at least three fouls each with 10 minutes left, while three Commodores had three apiece before the teams finished with a combined 40 fouls.

GAME #29 - SOUTH CAROLINA 70, ALABAMA 79

MARCH 3, 2010 - COLONIAL LIFE ARENA - COLUMBIA, S.C.

Alabama - 79 (15-14, 5-10)

#	Player	FG	3FG	FT	O-D-T	F	TP	A	TO	BL	ST	MIN
1	Brook, Anthony, f	2-5	2-4	1-2	0-3-3	3	7	2	5	1	3	35
5	Mitchell, Tony, f	5-11	0-2	3-5	4-6-10	2	13	1	0	0	0	30
40	Knox, Justin, f	6-11	0-0	5-6	4-3-7	2	17	2	2	0	0	32
44	Hines, Chris, f	2-8	0-0	3-4	4-10-14	3	7	0	4	0	1	32
2	Torrance, Mikhail, g	5-12	1-4	6-6	0-6-6	0	17	8	4	2	1	31
10	Eblen, Ben	0-0	0-0	0-0	0-0-0	0	0	0	0	0	0	4
21	Hillman, Senario	5-9	2-3	0-2	2-4-6	4	12	1	2	0	2	23
24	Davis, Chavez	2-4	2-4	0-2	0-0-0	0	6	0	1	0	0	13
	Team				21-3							
Totals		27-60	7-17	18-27	16-33-49	14	79	14	18	3	7	200
FG% 1st Half: 15-30, 50.0%		2nd Half: 12-30, 40.0%		Game: 27-60, 45.0%								
3FG% 1st Half: 4-8, 50.0%		2nd Half: 3-9, 33.3%		Game: 7-17, 41.2%								
FT% 1st Half: 2-3, 66.7%		2nd Half: 16-24, 66.7%		Game: 18-27, 66.7%								

South Carolina - 70 (14-15, 5-10)

#	Player	FG	3FG	FT	O-D-T	F	TP	A	TO	BL	ST	MIN
31	Baniulis, Evaldas, f	0-1	0-1	0-0	0-1-1	0	0	0	1	0	0	4
44	Muldrow, Sam, f	1-8	0-1	5-10	2-2-4	1	7	0	2	3	1	35
2	Downey, Devan, g	9-20	3-7	2-3	0-4-4	4	23	5	4	0	3	33
5	Raley-Ross, Brandis, g	4-9	1-5	0-0	3-2-5	3	9	1	3	0	1	33
14	Wilder, Robert, g	1-2	0-1	0-0	0-0-0	3	2	1	0	0	0	11
1	Spinella, Stephen	0-2	0-2	0-0	0-0-0	0	0	0	0	0	0	9
12	Galloway, Ramon	8-12	4-8	1-2	0-1-1	4	21	0	1	0	1	25
25	Steed, Austin	1-1	0-0	0-0	0-1-1	1	2	0	0	0	1	6
30	Jackson, Lakeem	3-5	0-0	0-2	2-5-7	4	6	5	0	0	3	33
32	Jefferson, Johndre	0-0	0-0	0-0	0-3-3	1	0	0	0	1	1	11
	Team				0-0-0							
Totals		27-60	8-25	8-17	7-19-26	21	70	12	11	4	11	200
FG% 1st Half: 16-29, 55.2%		2nd Half: 11-31, 35.5%		Game: 27-60, 45.0%								
3FG% 1st Half: 5-16, 31.3%		2nd Half: 3-9, 33.3%		Game: 8-25, 32.0%								
FT% 1st Half: 2-5, 40.0%		2nd Half: 6-12, 50.0%		Game: 8-17, 47.1%								

Officials: Tom Eades, Anthony Jordan, Antinio Petty
Technical Fouls: Alabama: None; South Carolina: None
Attendance: 11,109

GAME #30 - SOUTH CAROLINA 77 - NO. 13/19 VANDERBILT 73

MARCH 6, 2010 - MEMORIAL GYMNASIUM - NASHVILLE, TENN.

South Carolina - 77 (15-15, 6-10)

#	Player	FG	3FG	FT	O-D-T	F	TP	A	TO	BL	ST	MIN
30	Jackson, Lakeem, f	4-5	0-0	0-1	3-4-7	4	8	2	1	0	1	32
32	Jefferson, Johndre, f	1-4	0-0	1-2	1-2-3	4	3	0	1	1	0	23
44	Muldrow, Sam, f	8-12	0-0	4-6	4-5-9	4	20	1	3	2	2	36
2	Downey, Devan, g	10-21	4-6	2-2	0-1-1	2	26	2	4	0	2	39
5	Raley-Ross, Brandis, g	2-8	0-4	3-4	0-3-3	2	7	2	1	0	2	36
1	Spinella, Stephen	2-3	0-1	0-0	1-1-2	1	4	0	1	0	0	9
12	Galloway, Ramon	1-4	1-4	6-8	0-4-4	4	9	1	2	0	1	24
25	Steed, Austin	0-0	0-0	0-0	0-0-0	1	0	0	1	0	0	1
	Team				1-3-4							
Totals		28-57	5-15	16-23	10-23-33	23	77	8	14	3	8	200
FG% 1st Half: 11-28, 39.3%		2nd Half: 17-29, 58.6%		Game: 28-57, 49.1%								
3FG% 1st Half: 0-7, 0.0%		2nd Half: 5-8, 62.5%		Game: 5-15, 33.3%								
FT% 1st Half: 5-8, 62.5%		2nd Half: 11-15, 73.3%		Game: 16-23, 69.6%								

Vanderbilt - 73 (23-7, 12-4)

#	Player	FG	3FG	FT	O-D-T	F	TP	A	TO	BL	ST	MIN
24	Walker, Andre, f	0-0	0-0	0-0	0-3-3	3	0	5	4	0	1	24
44	Taylor, Jeffrey, f	4-9	0-0	5-6	1-2-3	1	13	1	3	0	1	34
4	Ogilvy, A.J., c	5-8	0-0	5-6	1-6-7	4	15	1	0	1	0	21
00	Beal, Jermaine, g	5-13	3-8	8-10	0-8-8	2	21	2	2	0	1	38
23	Jenkins, John, g	3-7	3-6	0-0	0-1-1	0	9	1	1	0	1	30
1	Tinsley, Brad	1-6	0-2	0-0	0-0-0	0	2	1	0	0	0	14
3	Ezeli, Festus	0-0	0-0	2-3	0-0-0	0	2	0	1	1	1	11
21	McClellan, Darshawn	1-3	0-1	1-1	0-0-0	3	3	0	1	0	1	10
33	Tchiengang, Steve	2-3	0-0	4-4	2-0-2	4	8	0	4	0	0	18
	Team				2-2-4							
Totals		21-49	6-17	25-30	6-22-28	17	73	11	16	2	6	200
FG% 1st Half: 11-25, 44.0%		2nd Half: 10-24, 41.7%		Game: 21-49, 42.9%								
3FG% 1st Half: 2-10, 20.0%		2nd Half: 4-7, 57.1%		Game: 6-17, 35.3%								
FT% 1st Half: 11-13, 84.6%		2nd Half: 14-17, 82.4%		Game: 25-30, 83.3%								

Officials: Tony Greene, Ron Groover, Patrick Evans
Technical Fouls: Vanderbilt: Ogilvy; South Carolina: Team, Jackson
Attendance: 14,316



DOMINIQUE ARCHIE | SENIOR - FORWARD

6-7 - 216 - 3 LETTERS - AUGUSTA, GA. - TW JOSEY

#21

CAREER HIGHS

POINTS

21 vs. Vanderbilt (2/28/07)

FIELD GOALS

9 vs. Southern California (11/17/07)

FIELD GOAL ATTEMPTS

14, twice, last vs. La Salle (11/19/09)

3-POINT FIELD GOALS

3, six times, last vs. Georgia Southern (11/16/09)

3-POINT FIELD GOAL ATTEMPTS

6 vs. Kentucky (1/26/08)

FREE THROWS

7, three times, last vs. UC Irvine (12/28/07)

FREE THROW ATTEMPTS

12 vs. Florida (2/3/09)

REBOUNDS

12 vs. Tennessee (1/17/09)

ASSISTS

4 vs. Tennessee (2/17/07)

BLOCKS

4, twice, last vs. Kentucky (2/25/09)

STEALS

5 vs. Auburn (1/31/07)

MINUTES PLAYED

42 vs. Vanderbilt (2/28/07)

SEASON HIGHS

POINTS

18 vs. Georgia Southern (11/16/09)

FIELD GOALS

7 vs. La Salle (11/19/09)

FIELD GOAL ATTEMPTS

14 vs. La Salle (11/19/09)

3-POINT FIELD GOALS

3 vs. Georgia Southern (11/16/09)

3-POINT FIELD GOAL ATTEMPTS

4 vs. USF (11/20/09)

FREE THROWS

6 vs. Alabama A&M (11/13/09)

FREE THROW ATTEMPTS

8 vs. Alabama A&M (11/13/09)

REBOUNDS

10 vs. Georgia Southern (11/16/09)

ASSISTS

3 vs. Georgia Southern (11/16/09)

BLOCKS

3 vs. Georgia Southern (11/16/09)

STEALS

4 vs. Alabama A&M (11/13/09)

MINUTES PLAYED

34 vs. USF (11/20/09)

2009-10

Out for the season.

Tallied 15 points and a team-best four steals in season-opening victory over Alabama A&M (11/13) ... Collected seventh career double-double with 18 points and 10 rebounds vs. Georgia Southern (11/16) ... Scored 11 of 18 total points in the second half vs. the Eagles ... Led Carolina for second-straight game with 17 points and seven rebounds vs. La Salle (11/19) in Charleston Classic opening round ... Tallied 15 points, including his 1,000th as a Gamecock, in victory over USF (11/20) ... Suffered right knee injury in first half vs. Miami (11/22), tallied seven points vs. the Hurricanes.

2009-10 GAME-BY-GAME

Date	Opponent	GS	FG	3FG	FT	O-D-T	F	TP	A	TO	BL	ST	MIN
11/13	Alabama A&M	*	4-7	1-2	6-8	2-3-5	2	15	1	0	0	4	23
11/16	Georgia Southern	*	5-7	3-3	5-7	4-6-10	0	18	3	3	3	0	31
11/19	vs. La Salle	*	7-14	0-2	3-3	3-4-7	3	17	2	4	1	2	31
11/20	vs. USF	*	5-12	1-4	4-4	3-3-6	3	15	1	2	0	2	34
11/22	vs. Miami	*	3-5	1-2	0-0	0-2-2	0	7	0	1	0	1	7
11/27	Jacksonville	-	-	-	-	DNP	-	-	-	-	-	-	-
12/2	Western Kentucky	-	-	-	-	DNP	-	-	-	-	-	-	-
12/6	at Clemson	-	-	-	-	DNP	-	-	-	-	-	-	-
12/16	Richmond	-	-	-	-	DNP	-	-	-	-	-	-	-
12/19	at Wofford	-	-	-	-	DNP	-	-	-	-	-	-	-
12/21	Furman	-	-	-	-	DNP	-	-	-	-	-	-	-
12/30	at Boston College	-	-	-	-	DNP	-	-	-	-	-	-	-
1/2	Baylor	-	-	-	-	DNP	-	-	-	-	-	-	-
1/5	Longwood	-	-	-	-	DNP	-	-	-	-	-	-	-
1/9	at Auburn	-	-	-	-	DNP	-	-	-	-	-	-	-
1/13	LSU	-	-	-	-	DNP	-	-	-	-	-	-	-
1/16	Vanderbilt	-	-	-	-	DNP	-	-	-	-	-	-	-
1/20	at Ole Miss	-	-	-	-	DNP	-	-	-	-	-	-	-
1/23	at Florida	-	-	-	-	DNP	-	-	-	-	-	-	-
1/26	Kentucky	-	-	-	-	DNP	-	-	-	-	-	-	-
1/30	Georgia	-	-	-	-	DNP	-	-	-	-	-	-	-
2/6	at Tennessee	-	-	-	-	DNP	-	-	-	-	-	-	-
2/10	Florida	-	-	-	-	DNP	-	-	-	-	-	-	-
2/13	at Georgia	-	-	-	-	DNP	-	-	-	-	-	-	-
2/17	at Arkansas	-	-	-	-	DNP	-	-	-	-	-	-	-
2/20	Tennessee	-	-	-	-	DNP	-	-	-	-	-	-	-
2/25	at Kentucky	-	-	-	-	DNP	-	-	-	-	-	-	-
2/27	Mississippi State	-	-	-	-	DNP	-	-	-	-	-	-	-
3/3	Alabama	-	-	-	-	DNP	-	-	-	-	-	-	-
3/6	at Vanderbilt	-	-	-	-	DNP	-	-	-	-	-	-	-
3/11	vs. Alabama	-	-	-	-	DNP	-	-	-	-	-	-	-

CAREER STATISTICS

Season	GP-GS	Min	Avg	FG	FGA	Pct	3FG	3FGA	Pct	FT	FTA	Pct	Off	Def	Tot	Avg	PF	FO	Ast	TO	Blk	Stl	Pts	Avg
2006-07	30-30	887	29.6	104	191	.544	11	32	.344	46	70	.657	73	78	151	5.0	73	2	28	51	23	21	265	8.8
2007-08	32-32	1009	31.5	131	266	.492	24	70	.343	53	79	.671	79	103	182	5.7	94	5	40	49	26	35	339	10.6
2008-09	31-31	912	29.4	125	246	.508	21	65	.323	66	104	.635	79	119	198	6.4	85	4	27	59	37	47	337	10.9
2009-10	5-5	126	25.2	24	45	.533	6	13	.462	18	22	.818	12	18	30	6.0	8	0	7	10	4	9	72	14.4
Total	98-98	2,934	29.9	384	748	.513	62	180	.344	183	275	.665	243	318	561	5.7	260	11	102	169	90	112	1,013	10.3



EVALDAS BANIULIS | SENIOR - FORWARD

6-7 - 215 - 3 LETTERS - VILNIUS, LITHUANIA - FLORIDA AIR ACADEMY

#31

CAREER HIGHS

POINTS
21 vs. Auburn (1/31/07)

FIELD GOALS
8 vs. Auburn (1/31/07)

FIELD GOAL ATTEMPTS
12 vs. Auburn (1/31/07)

3-POINT FIELD GOALS
6 vs. Florida (2/20/08)

3-POINT FIELD GOAL ATTEMPTS
9 vs. LSU (3/13/08)

FREE THROWS
6 vs. College of Charleston (12/5/06)

FREE THROW ATTEMPTS
8 vs. College of Charleston (12/5/06)

REBOUNDS
9 vs. Winthrop (11/16/08)

ASSISTS
4, twice, last vs. Wofford (12/19/09)

BLOCKS
2 vs. Gardner-Webb (11/25/08)

STEALS
4 vs. LSU (1/14/09)

MINUTES PLAYED
41 vs. Mississippi State (2/23/08)

SEASON HIGHS

POINTS
15 vs. Longwood (1/5/10)

FIELD GOALS
5 vs. Longwood (1/5/10)

FIELD GOAL ATTEMPTS
8, twice, last vs. Longwood (1/5/10)

3-POINT FIELD GOALS
5 vs. Longwood (1/5/10)

3-POINT FIELD GOAL ATTEMPTS
8 vs. Longwood (1/5/10)

FREE THROWS
2 vs. Alabama A&M (11/13/09)

FREE THROW ATTEMPTS
2, four times, last vs. Vanderbilt (1/16/10)

REBOUNDS
7 vs. Ole Miss (1/20/10)

ASSISTS
4 vs. Wofford (12/19/09)

BLOCKS
1 vs. Richmond (12/16/09)

STEALS
2, three times, last vs. Arkansas (2/17/10)

MINUTES PLAYED
24 vs. Ole Miss (1/20/10)

2009-10

Posted five points on 1-of-3 shooting in season-opening victory over Alabama A&M (11/13) ... Saw action vs. Georgia Southern (11/16), shooting 1-of-3 from the field ... Was 1-of-2 from the floor vs. Miami (11/22) ... Saw action vs. Jacksonville (11/27), collecting two rebounds ... Standout performance vs. WKU (12/2), posting 11 points on 4-of-8 shooting from the field ... Also collected two rebounds vs. the Hilltoppers ... Posted three points in 15 minutes in win over Richmond (12/16) ... Contributed three points vs. Wofford (12/19) ... Also matched career high with four assists vs. the Terriers ... Tallied six points, collected four rebounds and dished three assists vs. Furman (12/21) ... Contributed three points in loss at Boston College (12/30) ... Had a breakout performance with a season-best 15 points on 5-of-8 shooting from beyond the arc in victory over Longwood (1/5) ... Collected three rebounds against Auburn (1/9) ... Contributed six points and collected a season-best five rebounds in victory over LSU (1/13) ... Posted four points and collected two steals vs. Vanderbilt (1/16) ... Earned first start of the season in loss at Ole Miss (1/20) ... Saw action vs. Florida (1/23), collecting two rebounds ... Made an appearance vs. Kentucky (1/26) ... Tallied three points vs. Tennessee (2/6) ... Saw action vs. Georgia (2/13) ... Tallied two points and two steals vs. Arkansas (2/17) ... Drew his third start of the season on Senior Night vs. Alabama (3/3)

2009-10 GAME-BY-GAME

Date	Opponent	GS	FG	3FG	FT	O-D-T	F	TP	A	TO	BL	ST	MIN
11/13	Alabama A&M		1-3	1-3	2-2	0-1-1	0	5	1	1	0	0	11
11/16	Georgia Southern		1-3	1-3	0-0	0-0-0	1	3	1	1	0	0	4
11/19	vs. La Salle		0-1	0-1	0-1	0-0-0	0	0	0	1	0	0	8
11/20	vs. USF		0-0	0-0	0-0	0-0-0	0	0	0	0	0	0	3
11/22	vs. Miami		1-2	1-2	1-2	1-0-1	1	4	0	1	0	0	9
11/27	Jacksonville		0-1	0-1	0-0	0-2-2	1	0	0	0	0	0	7
12/2	Western Kentucky		4-8	3-7	0-0	1-1-2	3	11	1	0	0	0	13
12/6	at Clemson		0-7	0-5	0-0	1-2-3	1	0	0	1	0	0	11
12/16	Richmond		1-5	1-4	0-0	2-0-2	0	3	0	2	1	0	15
12/19	at Wofford		1-4	1-3	0-0	1-2-3	0	3	4	1	0	0	20
12/21	Furman		2-6	1-3	1-2	2-2-4	1	6	3	1	0	2	18
12/30	at Boston College		1-4	1-3	0-0	0-0-0	4	3	0	0	0	1	11
1/2	Baylor		0-3	0-3	0-0	2-0-2	1	0	0	0	0	0	14
1/5	Longwood		5-8	5-8	0-0	0-2-2	0	15	1	0	0	0	20
1/9	at Auburn		0-3	0-3	0-0	0-3-3	2	0	0	1	0	0	23
1/13	LSU		2-5	2-4	0-0	1-4-5	2	6	1	1	0	1	19
1/16	Vanderbilt		1-3	1-2	1-2	1-1-2	1	4	1	1	0	2	19
1/20	at Ole Miss		0-2	0-1	0-0	1-6-7	1	0	0	2	0	1	24
1/23	at Florida		0-4	0-2	0-0	0-2-2	2	0	0	1	0	1	12
1/26	Kentucky		0-0	0-0	0-0	0-0-0	0	0	0	0	0	0	2
1/30	Georgia		0-1	0-1	0-0	0-0-0	0	0	0	0	0	0	3
2/6	at Tennessee		1-5	1-4	0-0	0-0-0	0	3	0	0	0	1	12
2/10	Florida		0-0	0-0	0-0	0-0-0	0	0	0	0	0	0	4
2/13	at Georgia		0-2	0-1	0-0	0-1-1	0	0	0	0	0	1	5
2/17	at Arkansas		1-4	0-3	0-0	1-1-2	3	2	0	2	0	2	13
2/20	Tennessee		0-1	0-1	0-0	0-0-0	1	0	0	0	0	0	7
2/25	at Kentucky		0-1	0-1	0-0	0-0-0	0	0	1	0	0	1	7
2/27	Mississippi State		-	-	-	DNP	-	-	-	-	-	-	-
3/3	Alabama		0-1	0-1	0-0	0-1-1	0	0	0	1	0	0	4
3/6	at Vanderbilt		-	-	-	DNP	-	-	-	-	-	-	-
3/11	vs. Alabama		-	-	-	-	-	-	-	-	-	-	-

CAREER STATISTICS

Season	GP-GS	Min	Avg	FG	FGA	Pct	3FG	3FGA	Pct	FT	FTA	Pct	Off	Def	Tot	Avg	PF	FO	Ast	TO	Blk	Stl	Pts	Avg
2006-07	28-9	456	16.3	37	103	.359	22	65	.338	15	26	.577	18	47	65	2.3	23	0	17	22	7	3	111	4.0
2007-08	28-13	534	19.1	52	119	.437	42	95	.442	5	7	.714	10	51	61	2.2	39	1	23	21	2	8	151	5.4
2008-09	31-2	567	18.3	67	141	.475	48	100	.480	16	25	.640	18	64	82	2.6	49	0	24	31	3	18	198	6.4
2009-10	28-3	318	11.4	22	87	.253	19	70	.271	5	9	.556	14	31	45	1.6	25	0	14	18	1	13	68	2.4
Total	115-27	1,875	16.3	178	450	.396	131	330	.397	41	67	.612	60	193	253	2.2	136	1	78	92	13	42	528	4.6

**DEVAN DOWNEY****SENIOR - GUARD****5-9 - 170 - 3 LETTERS - CHESTER, S.C. - CHESTER/CINCINNATI****#2****CAREER HIGHS**

POINTS
37 vs. Clemson (12/30/08)

FIELD GOALS
14 vs. Clemson (12/30/08)

FIELD GOAL ATTEMPTS
29 vs. Kentucky (1/26/10)

3-POINT FIELD GOALS
7 vs. Florida (2/3/09)

3-POINT FIELD GOAL ATTEMPTS
13 vs. Georgia (2/13/10)

FREE THROWS
13 vs. Tennessee (2/6/10)

FREE THROW ATTEMPTS
14 vs. Tennessee (2/6/10)

REBOUNDS
9 vs. The Citadel (11/12/07)

ASSISTS
11, twice times, last vs. LSU (3/13/08)

BLOCKS
1, 11 times, last vs. Tennessee (2/20/10)

STEALS
7, five times, last vs. Furman (12/21/09)

MINUTES PLAYED
43 vs. Mississippi State (2/23/08)

SEASON HIGHS

POINTS
36 vs. Florida (1/23/10)

FIELD GOALS
12, five times, last vs. Georgia (1/30/10)

FIELD GOAL ATTEMPTS
29 vs. Kentucky (1/26/10)

3-POINT FIELD GOALS
6 vs. LSU (1/13/10)

3-POINT FIELD GOAL ATTEMPTS
13 vs. Georgia (2/13/10)

FREE THROWS
13 vs. Tennessee (2/6/10)

FREE THROW ATTEMPTS
14 vs. Tennessee (2/6/10)

REBOUNDS
7 vs. LSU (1/13/10)

ASSISTS
8 vs. Furman (12/21/09)

BLOCKS
1 vs. Tennessee (2/20/10)

STEALS
7 vs. Furman (12/21/09)

MINUTES PLAYED
39, twice, last vs. Vanderbilt (3/6/10)

2009-10

Collected fourth-career 30-point game with a floor-best 34 points in victory over Jacksonville (11/27) ... Scored 13 points in final four minutes vs. the Dolphins ... Tallied a floor-high 15 points in win over Western Kentucky (12/2) ... Also collected three steals vs. the Hilltoppers ... Collected five steals vs. Clemson (12/6) ... Rebounded from tough outing at Clemson to lead the team with 18 points, while adding two assists and two steals vs. Richmond (12/16) ... Contributed a team-high 17 points, including a 6-of-7 effort from the free throw line vs. Wofford (12/19) ... Matched Sam Muldrow for team-best 16 points in win over Furman (12/21) ... Also dished a season-best eight assists and matched his career high with seven steals vs. the Paladins ... Posted a floor-best 29 points in loss at Boston College (12/30) ... Also contributed seven assists, four steals and four rebounds vs. the Eagles ... Tallied second-straight 20-point effort with 20 points in loss vs. Baylor (1/2) ... Also dished a team-best five assists and collected five steals vs. the Bears ... Led the Gamecocks with 18 points, while adding six assists and five steals in victory over Longwood (1/5) ... Tallied second 30-point effort of the season with a floor-high 33 points against Auburn (1/9) ... Matched season-best with four 3s vs. the Tigers ... Was stellar in victory over LSU (1/13), posting a team-best 29 points, while adding a season-high seven rebounds ... Continued stellar scoring streak with a season-high 35 points, while also collecting a team-best five rebounds, dishing four assists and six steals vs. Vanderbilt (1/16) ... Hit the 20-point mark for fourth straight game with a team-best 25 vs. Ole Miss (1/20) ... Collected fourth 30-point game of the season with 36 in loss at Florida (1/23) ... Tallied fifth 30-point effort of the season with 30 points in upset victory over No. 1 Kentucky (1/26) ... Also led the Gamecocks with three assists and two steals vs. the Wildcats ... Posted third-consecutive 30-point effort (33 points), including game-winning bucket with 50 seconds left in the contest to propel South Carolina to a 78-77 win over Georgia (1/30) ... Tallied a team-best 26 points vs. Tennessee (2/6) ... Led team for 15th straight game with 24 points, adding two assists and four steals vs. Florida (2/10) ... Tallied 18 points and dished three assists in loss at Georgia (2/13) ... Posted a floor-best 28 points, seven assists and four steals in loss at Arkansas (2/17) ... Contributed 15 points and five rebounds in loss to Tennessee (2/20) ... Led Carolina with 26 points, five assists and added two steals in loss at Kentucky (2/25) ... Posted an SEC season low 12 points in loss to Mississippi State (2/27) ... Posted a team-best 23 points in Senior Night loss vs. Alabama (3/3) ... Concluded regular season with strong showing at Vanderbilt (3-6), posting a team-best 26 points, including 22 in the second half.

2009-10 GAME-BY-GAME

Date	Opponent	GS	FG	3FG	FT	O-D-T	F	TP	A	TO	BL	ST	MIN
11/13	Alabama A&M	*	7-9	4-5	5-6	0-2-2	1	23	4	4	0	2	22
11/16	Georgia Southern	*	4-10	1-4	5-8	0-5-5	2	14	6	7	0	2	28
11/19	vs. La Salle	*	4-11	0-2	2-3	0-1-1	1	10	5	5	0	2	27
11/20	vs. USF	*	6-12	0-2	5-6	0-3-3	1	17	0	2	0	2	35
11/22	vs. Miami	*	8-23	2-11	2-2	0-6-6	3	20	6	4	0	4	37
11/27	Jacksonville	*	12-18	2-3	8-9	0-2-2	2	34	1	5	0	0	32
12/2	Western Kentucky	*	6-12	1-4	2-2	0-1-1	1	15	1	2	0	3	32
12/6	at Clemson	*	3-15	1-4	1-2	1-3-4	2	8	3	2	0	5	32
12/16	Richmond	*	6-18	3-7	3-4	0-3-3	3	18	2	2	0	2	33
12/19	at Wofford	*	5-14	1-5	6-7	0-2-2	2	17	1	5	0	1	32
12/21	Furman	*	7-17	0-4	2-2	0-3-3	1	16	8	4	0	7	30
12/30	at Boston College	*	12-28	2-7	3-5	2-2-4	3	29	7	3	0	4	35
1/2	Baylor	*	6-25	3-10	5-5	1-4-5	3	20	5	4	0	5	36
1/5	Longwood	*	6-13	1-4	5-6	1-2-3	1	18	6	5	0	3	25
1/9	at Auburn	*	11-23	4-9	7-10	0-1-1	2	33	3	8	0	4	33
1/13	LSU	*	10-22	6-12	3-6	2-5-7	2	29	2	4	0	3	37
1/16	Vanderbilt	*	12-21	3-6	8-9	1-4-5	3	35	4	2	0	6	37
1/20	at Ole Miss	*	7-20	2-5	9-10	1-2-3	4	25	5	4	0	4	36
1/23	at Florida	*	12-25	4-11	8-9	0-2-2	3	36	0	2	0	1	38
1/26	Kentucky	*	9-29	2-5	10-11	3-2-5	1	30	3	2	0	2	38
1/30	Georgia	*	12-20	4-7	5-5	1-0-1	3	33	3	1	0	2	36
2/6	at Tennessee	*	5-20	3-9	13-14	1-1-2	3	26	2	2	0	1	36
2/10	Florida	*	6-18	1-6	11-12	0-4-4	3	24	2	2	0	4	34
2/13	at Georgia	*	6-22	4-13	2-3	0-2-2	3	18	3	0	0	0	36
2/17	at Arkansas	*	11-28	2-7	4-5	0-1-1	4	28	7	8	0	4	38
2/20	Tennessee	*	4-18	2-7	5-6	1-4-5	1	15	1	2	1	2	39
2/25	at Kentucky	*	9-25	3-9	5-5	0-4-4	3	26	5	5	0	2	38
2/27	Mississippi State	*	5-14	0-7	2-3	1-2-3	3	12	5	5	0	1	36
3/3	Alabama	*	9-20	3-7	2-3	0-4-4	4	23	5	4	0	3	33
3/6	at Vanderbilt	*	10-21	4-6	2-2	0-1-1	2	26	2	4	0	2	39
3/11	vs. Alabama												

CAREER STATISTICS

Season	GP-GS	Min	Avg	FG	FGA	Pct	3FG	3FGA	Pct	FT	FTA	Pct	Off	Def	Tot	Avg	PF	FO	Ast	TO	Blk	Stl	Pts	Avg
2005-06	34-31	1051	30.9	147	369	.398	19	67	.284	90	117	.769	20	73	93	2.7	74	0	147	78	7	65	403	11.9
2006-07 (Sat Out - NCAA Transfer Rules)																								
2007-08	32-32	1197	37.4	218	515	.423	53	151	.351	99	135	.733	20	83	103	3.2	65	1	172	87	6	103	588	18.4
2008-09	31-31	1019	32.9	231	527	.438	52	150	.347	100	134	.746	19	68	87	2.8	65	0	140	108	4	89	614	19.8
2009-10	30-30	1020	34.0	230	571	.406	68	198	.343	150	180	.833	16	78	94	3.1	70	0	107	109	1	83	678	22.6
Total	127-124	4,287	33.8	826	1,982	.417	192	566	.339	439	566	.776	75	302	377	3.0	274	1	566	382	18	340	2,283	18.0



SAM MULDROW

JUNIOR - CENTER

6-9 - 220 - 2 LETTERS - FLORENCE, S.C. - WILSON

#44

CAREER HIGHS

POINTS
23 vs. Arkansas (2/17/10)

FIELD GOALS
9 vs. Arkansas (2/17/10)

FIELD GOAL ATTEMPTS
16 vs. Georgia (1/30/10)

3-POINT FIELD GOALS
4 vs. Arkansas (2/17/10)

3-POINT FIELD GOAL ATTEMPTS
6 vs. Arkansas (2/17/10)

FREE THROWS
5, twice, last vs. Alabama (3/3/10)

FREE THROW ATTEMPTS
10 vs. Alabama (3/3/10)

REBOUNDS
16 vs. Tennessee (2/6/10)

ASSISTS
2, twice, last vs. George Mason (11/25/07)

BLOCKS
8 vs. Boston College (12/30/09)

STEALS
2, eight times, last vs. Vanderbilt (3/6/10)

MINUTES PLAYED
38 vs. Arkansas (2/17/10)

SEASON HIGHS

POINTS
23 vs. Arkansas (2/17/10)

FIELD GOALS
9 vs. Arkansas (2/17/10)

FIELD GOAL ATTEMPTS
16 vs. Georgia (1/30/10)

3-POINT FIELD GOALS
4 vs. Arkansas (2/17/10)

3-POINT FIELD GOAL ATTEMPTS
6 vs. Arkansas (2/17/10)

FREE THROWS
5, twice, last vs. Alabama (3/3/10)

FREE THROW ATTEMPTS
10 vs. Alabama (3/3/10)

REBOUNDS
16 vs. Tennessee (2/6/10)

ASSISTS
1, 11 times, last vs. Vanderbilt (3/6/10)

BLOCKS
8 vs. Boston College (12/30/09)

STEALS
2, six times, last vs. Vanderbilt (3/6/10)

MINUTES PLAYED
38 vs. Arkansas (2/17/10)

2009-10


Hit first-career 3-pointer en route to 13 points in season opener vs. Alabama A&M (11/13) ... Posted a team-best four blocks, while adding six points and three rebounds in win over Georgia Southern (11/16) ... Was in foul trouble early vs. La Salle (11/19), contributed two rebounds ... Blocked six shots and added 10 points in win over USF (11/20) ... Tallied a team-best four blocks against Miami (11/22) ... Tallied 12 points and a game-best eight rebounds vs. Jacksonville (11/27) ... Also collected two blocks and two steals vs. the Dolphins ... Posted second-straight double-figure scoring game with 12 points in win over WKU (12/2) ... Also tallied six blocks vs. the Hilltoppers ... Tallied 13 points, collected four rebounds and blocked two shots in loss at Clemson (12/6) ... Tallied 13 points, eight rebounds and blocked three shots in solid performance in win over Richmond (12/16) ... Posted 10 points, and collected six rebounds and three blocks in loss at Wofford (12/19) ... Matched Devan Downey with a team-best 16 points in win over Furman (12/21) ... Also blocked three shots vs. the Paladins ... Posted a career-high eight blocks, while adding 11 points in loss at Boston College (12/30) ... Contributed nine points vs. Baylor (1/2) ... Contributed six points and collected a season-high nine rebounds vs. Longwood (1/5) ... Was solid in SEC opener win at Auburn (1/9), posting 12 points and collecting eight rebounds ... Also blocked four shots vs. the Tigers ... Added seven points and three rebounds before fouling out in victory over LSU (1/13) ... Struggled against Vanderbilt (1/16), hitting just 3 of 13 attempts from the floor ... Collected three blocks, five rebounds and added nine points in loss at Ole Miss (1/20) ... Collected a game-best nine rebounds in loss at Florida (1/23), also added six points and four blocks vs. the Gators ... Scored nine points and collected first double-figure rebound effort of the season with a team-best 11 in upset win over No. 1 Kentucky (1/26) ... Also blocked five shots vs. the Wildcats ... Collected first-career double-double with a 19-point, 11-rebound performance in win over Georgia (1/30) ... Collected a career-high 16 rebounds vs. Tennessee (2/6) ... Posted 16 points and collected a team-best eight rebounds in win over Florida (2/10) ... Tallied four points and four rebounds vs. Georgia (2/13) ... Recorded career-high with 23 points on 9-of-13 shooting in loss at Arkansas (2/17) ... Four 3s vs. the Razorbacks also marked a career high ... Posted six points and six rebounds in loss to Tennessee (2/20) ... Contributed 10 points and collected a team-best eight rebounds at Kentucky (2/25) ... Led Carolina with 15 points, while adding three rebounds and two blocks vs. Mississippi State (2/27) ... Tallied seven points and four rebounds vs. Alabama (3/3) ... Tallied second-career 20-point effort with 20 points, and a team-best nine rebounds in regular-season finale victory over Vanderbilt (3/6).

2009-10 GAME-BY-GAME

Date	Opponent	GS	FG	3FG	FT	O-D-T	F	TP	A	TO	BL	ST	MIN
11/13	Alabama A&M	*	4-5	1-1	4-4	4-3-7	0	13	0	1	3	0	19
11/16	Georgia Southern	*	1-2	0-0	4-4	2-1-3	2	6	1	2	4	1	22
11/19	vs. La Salle	*	0-1	0-1	0-0	2-0-2	3	0	1	1	0	0	15
11/20	vs. USF	*	4-10	0-2	2-4	2-4-6	3	10	0	1	6	2	26
11/22	vs. Miami	*	0-5	0-1	0-0	0-1-1	3	0	0	1	4	2	25
11/27	Jacksonville	*	6-10	0-0	0-0	3-5-8	5	12	1	1	2	2	31
12/2	Western Kentucky	*	5-15	2-4	0-0	1-7-8	2	12	1	2	6	1	32
12/6	at Clemson	*	6-10	1-4	0-0	1-3-4	3	13	1	1	2	1	27
12/16	Richmond	*	5-9	0-2	3-4	3-5-8	1	13	0	2	3	1	30
12/19	at Wofford	*	4-8	1-2	1-1	2-4-6	4	10	0	3	3	0	31
12/21	Furman	*	8-11	0-2	0-0	1-1-2	2	16	0	2	3	1	22
12/30	at Boston College	*	4-8	0-2	3-6	4-3-7	4	11	0	4	8	0	30
1/2	Baylor	*	4-12	1-4	0-0	2-2-4	3	9	0	1	1	1	26
1/5	Longwood	*	3-8	0-0	0-0	4-5-9	0	6	1	1	3	1	26
1/9	at Auburn	*	5-8	2-3	0-0	3-5-8	4	12	0	2	4	1	26
1/13	LSU	*	3-8	1-2	0-0	2-1-3	5	7	0	0	2	1	23
1/16	Vanderbilt	*	3-13	0-0	4-5	2-0-2	4	10	0	0	2	0	32
1/20	at Ole Miss	*	2-12	0-2	5-8	2-3-5	1	9	1	2	3	1	31
1/23	at Florida	*	3-7	0-0	0-2	4-5-9	1	6	1	1	4	0	36
1/26	Kentucky	*	4-13	0-3	1-3	4-7-11	1	9	0	2	5	1	37
1/30	Georgia	*	7-16	0-1	5-6	5-6-11	2	19	1	2	4	2	35
2/6	at Tennessee	*	3-11	0-2	0-2	3-13-16	1	6	0	2	4	0	30
2/10	Florida	*	7-13	0-1	2-2	4-4-8	1	16	0	0	3	0	34
2/13	at Georgia	*	2-8	0-1	0-0	1-3-4	4	4	1	2	0	0	27
2/17	at Arkansas	*	9-13	4-6	1-2	4-4-8	3	23	1	0	2	1	38
2/20	Tennessee	*	3-12	0-4	0-0	3-3-6	4	6	0	2	1	2	29
2/25	at Kentucky	*	5-11	0-1	0-0	2-6-8	3	10	0	1	3	1	35
2/27	Mississippi State	*	6-12	1-1	2-2	0-3-3	2	15	0	1	2	1	37
3/3	Alabama	*	1-8	0-1	5-10	2-2-4	1	7	0	2	3	1	35
3/6	at Vanderbilt	*	8-12	0-0	4-6	4-5-9	4	20	1	3	2	2	36
3/11	vs. Alabama												

CAREER STATISTICS

Season	GP-GS	Min	Avg	FG	FGA	Pct	3FG	3FGA	Pct	FT	FTA	Pct	Off	Def	Tot	Avg	PF	FO	Ast	TO	Blk	Stl	Pts	Avg
2007-08	31-10	431	13.9	41	85	.482	0	0	.000	15	19	.789	34	76	110	3.5	48	0	8	18	42	9	97	3.1
2008-09	18-15	364	20.2	39	69	.565	0	0	.000	23	44	.523	41	54	95	5.3	58	3	2	10	33	9	101	5.6
2009-10	30-30	883	29.4	125	290	.431	14	53	.264	46	71	.648	76	114	190	6.3	76	2	12	45	92	27	310	10.3
Total	79-55	1,678	21.2	205	444	.462	14	53	.264	84	134	.627	151	244	395	5.0	182	5	22	73	167	45	508	6.4



BRANDIS RALEY-ROSS | SENIOR - GUARD

6-2 - 194 - 3 LETTERS - CHARLOTTE, N.C. - GASTON DAY SCHOOL

#5

CAREER HIGHS

POINTS
20, twice, last vs. Florida (2/10/10)

FIELD GOALS
7, twice, last vs. Georgia (2/13/10)

FIELD GOAL ATTEMPTS
18 vs. Georgia (2/13/10)

3-POINT FIELD GOALS
6 vs. Campbell (11/28/07)

3-POINT FIELD GOAL ATTEMPTS
13 vs. Georgia (2/13/10)

FREE THROWS
6 vs. Lipscomb (11/19/06)

FREE THROW ATTEMPTS
8 vs. Lipscomb (11/19/06)

REBOUNDS
9 vs. Southern California (11/16/06)

ASSISTS
6 vs. Presbyterian (12/23/08)

BLOCKS
1, 15 times, last vs. Arkansas (3/3/10)

STEALS
3 vs. South Carolina State (11/10/06)

MINUTES PLAYED
38, twice, last vs. Tennessee (2/20/10)

SEASON HIGHS

POINTS
20 vs. Florida (2/10/10)

FIELD GOALS
7 vs. Georgia (2/13/10)

FIELD GOAL ATTEMPTS
18 vs. Georgia (2/13/10)

3-POINT FIELD GOALS
4, four times, last vs. Mississippi State (2/27)

3-POINT FIELD GOAL ATTEMPTS
13 vs. Georgia (2/13/10)

FREE THROWS
5 vs. Kentucky (1/26/10)

FREE THROW ATTEMPTS
7 vs. Tennessee (2/20/10)

REBOUNDS
8 vs. Clemson (12/6/09)

ASSISTS
3, four times, last vs. Mississippi State (2/27)

BLOCKS
1, four times, last vs. Arkansas (2/17/10)

STEALS
2, 10 times, last vs. Vanderbilt (3/6/10)

MINUTES PLAYED
38 vs. Tennessee (2/20/10)

2009-10


Posted six points in season opener vs. Alabama A&M (11/13) ... Posted 13 points off the bench in victory over Georgia Southern (11/16) ... Was 4-of-6 from beyond the arc en route to 16 points in win over La Salle (11/19) ... Contributed five points vs. USF (11/20) ... Hit three 3s en route to 12 points vs. Miami (11/22) ... Also contributed two assists and one steal vs. the Hurricanes ... Earned first start of the season vs. Jacksonville (11/27), scoring 18 points, while adding one assist, one block and one steal ... Contributed 12 points, one assist and one steal in win vs. WKU (12/2) ... Led the team with 16 points on 5-of-8 shooting at Clemson (12/6) ... Also led the team with eight rebounds, a season-best, against the Tigers ... Collected six rebounds, scored nine points and dished one assist in victory over Richmond (12/16) ... Tallied 14 points and collected six rebounds in loss at Wofford (12/19) ... Posted two points and collected two steals in win over Furman (12/21) ... Reached double-figures with 13 points in loss at Boston College (12/30) ... Contributed eight points and collected four rebounds vs. Baylor (1/2) ... Added six points, two assists and two steals in win over Longwood (1/5) ... Tallied 11 points, collected four rebounds and dished three assists in SEC opener win at Auburn (1/9) ... Posted 12 points, while collecting three rebounds and adding two assists vs. LSU (1/13) ... Tallied 11 points and collected four rebounds vs. Vanderbilt (1/16) ... Added two points vs. Ole Miss (1/20) ... Posted five points, two assists and two steals vs. Florida (1/23) ... Broke scoring slump with 17 point in upset win over No. 1 Kentucky (1/26) ... Also collected two steals and five rebounds vs. the Wildcats ... Contributed six points and two rebounds in 36 minutes vs. Georgia (1/30) ... Contributed 12 points and three rebounds in loss at Tennessee (2/6) ... Matched career high with 20 points in victory vs. Florida (2/10) ... Tallied 18 points, and a team-high with seven rebounds and two steals at Georgia (2/13) ... Recorded fourth-straight double-figure scoring effort with 16 vs. Arkansas (2/17) ... Tallied a team-best 16 points, and collected five rebounds vs. Tennessee (2/20) ... Tallied five points at Kentucky (2/25) ... Contributed 12 points, all from the 3-point line, in loss to Mississippi State (2/27) ... Tallied nine points on Senior Night vs. Alabama (3/3) ... Contributed seven points, three rebounds, two assists and two steals in upset win over Vanderbilt (3/6).

2009-10 GAME-BY-GAME

Date	Opponent	GS	FG	3FG	FT	O-D-T	F	TP	A	TO	BL	ST	MIN
11/13	Alabama A&M		2-6	0-3	2-4	0-0-0	1	6	0	0	0	1	17
11/16	Georgia Southern		4-7	2-4	3-3	0-3-3	1	13	2	1	0	2	24
11/19	vs. La Salle		5-7	4-6	2-2	0-2-2	1	16	0	2	0	1	24
11/20	vs. USF		1-8	1-5	2-2	1-0-1	1	5	0	0	0	0	27
11/22	vs. Miami		4-12	3-8	1-2	0-2-2	2	12	2	2	0	1	34
11/27	Jacksonville	*	6-10	2-3	4-6	1-1-2	0	18	1	2	1	1	35
12/2	Western Kentucky	*	5-8	2-3	0-0	2-1-3	3	12	1	1	0	1	31
12/6	at Clemson	*	5-8	4-6	2-2	2-6-8	3	16	3	1	0	1	33
12/16	Richmond	*	3-8	1-3	2-2	3-3-6	2	9	1	3	0	1	28
12/19	at Wofford	*	5-12	3-7	1-3	2-4-6	4	14	0	1	0	1	30
12/21	Furman	*	0-3	0-1	2-2	0-2-2	2	2	1	1	0	2	19
12/30	at Boston College	*	5-11	3-5	0-0	1-3-4	3	13	1	0	0	2	35
1/2	Baylor	*	3-8	2-5	0-0	0-4-4	1	8	1	0	0	0	32
1/5	Longwood	*	2-8	2-6	0-0	1-1-2	2	6	2	1	0	2	23
1/9	at Auburn	*	3-7	3-6	2-2	0-4-4	2	11	3	3	0	0	36
1/13	LSU	*	5-13	2-9	0-0	2-1-3	1	12	2	1	1	1	36
1/16	Vanderbilt	*	4-9	3-5	0-0	3-1-4	3	11	0	2	0	0	33
1/20	at Ole Miss	*	1-4	0-1	0-0	2-1-3	2	2	1	2	0	0	25
1/23	at Florida	*	2-5	1-3	0-0	2-2-4	2	5	2	0	0	2	31
1/26	Kentucky	*	5-10	2-7	5-6	0-5-5	0	17	2	2	0	2	36
1/30	Georgia	*	2-5	1-3	1-2	0-2-2	0	6	1	1	0	0	36
2/6	at Tennessee	*	4-10	3-9	1-2	0-3-3	3	12	0	3	1	0	34
2/10	Florida	*	6-15	4-11	4-6	0-2-2	2	20	2	3	0	2	33
2/13	at Georgia	*	7-18	3-13	1-1	3-4-7	3	18	2	1	0	2	34
2/17	at Arkansas	*	6-12	3-7	1-2	3-3-6	3	16	3	0	1	1	36
2/20	Tennessee	*	5-10	2-6	4-7	1-4-5	2	16	1	3	0	2	38
2/25	at Kentucky	*	2-11	1-6	0-0	1-3-4	1	5	2	1	0	0	37
2/27	Mississippi State	*	4-10	4-9	0-0	0-4-4	2	12	3	1	0	1	36
3/3	Alabama	*	4-9	1-5	0-0	3-2-5	3	9	1	3	0	1	33
3/6	at Vanderbilt	*	2-8	0-4	3-4	0-3-3	2	7	2	1	0	2	36
3/11	vs. Alabama												

CAREER STATISTICS

Season	GP-GS	Min	Avg	FG	FGA	Pct	3FG	3FGA	Pct	FT	FTA	Pct	Off	Def	Tot	Avg	PF	FO	Ast	TO	Blk	Stl	Pts	Avg
2006-07	30-13	688	22.9	58	173	.335	26	83	.313	34	45	.756	24	62	86	2.9	60	3	29	31	4	17	176	5.9
2007-08	30-10	558	18.6	63	129	.488	37	72	.514	17	27	.630	16	43	59	2.0	39	0	27	23	5	9	180	6.0
2008-09	24-7	590	24.6	61	146	.418	22	70	.314	24	38	.632	20	42	62	2.6	52	1	38	35	3	14	168	7.0
2009-10	30-25	942	31.4	112	273	.410	62	169	.367	43	60	.717	33	76	109	3.6	57	0	42	42	4	32	329	11.0
Total	114-55	2,778	24.4	294	721	.408	147	394	.373	118	170	.694	93	223	316	2.8	208	4	136	131	16	72	853	7.5



AUSTIN STEED | JUNIOR - FORWARD

6-8 - 235 - 2 LETTERS - HEPHZIBAH, GA. - BUTLER

#25

CAREER HIGHS

POINTS
10, three times, last vs. Auburn (1/9/10)

FIELD GOALS
5 vs. Jacksonville State (11/14/08)

FIELD GOAL ATTEMPTS
6, twice, last vs. Richmond (12/16/09)

3-POINT FIELD GOALS
NA

3-POINT FIELD GOAL ATTEMPTS
NA

FREE THROWS
4, three times, last vs. Auburn (1/9/10)

FREE THROW ATTEMPTS
7 vs. Gardner-Webb (11/25/08)

REBOUNDS
12 vs. NC Central (12/16/08)

ASSISTS
3 vs. NC Central (12/16/08)

BLOCKS
3, twice, last vs. Mississippi State (3/13/09)

STEALS
3 vs. Vanderbilt (1/28/09)

MINUTES PLAYED
32 vs. Clemson (12/6/09)

SEASON HIGHS

POINTS
10 vs. Auburn (1/9/10)

FIELD GOALS
4 vs. Longwood (1/5/10)

FIELD GOAL ATTEMPTS
6 vs. Richmond (12/16/09)

3-POINT FIELD GOALS
-

3-POINT FIELD GOAL ATTEMPTS
-

FREE THROWS
4 vs. Auburn (1/9/10)

FREE THROW ATTEMPTS
4, twice, last vs. Auburn (1/9/10)

REBOUNDS
8 vs. Georgia Southern (11/16/09)

ASSISTS
2, twice, last vs. Longwood (1/5/10)

BLOCKS
2, twice, last vs. Wofford (12/19/09)

STEALS
2, twice, last vs. Florida (2/10/10)

MINUTES PLAYED
32 vs. Clemson (12/6/09)

2009-10

Saw action in season opener vs. Alabama A&M (11/13) ... Was solid off the bench in win over Georgia Southern (11/16), collecting eight rebounds, while adding four points, two assists and one block ... Added six points and collected two rebounds vs. La Salle (11/19) ... Tallied four rebounds vs. USF (11/20) off the bench ... Saw action vs. Miami (11/22), collecting three rebounds ... Contributed three points and one steal vs. Jacksonville (11/27) ... Earned first start of the season vs. WKU (12/2), posted four points ... Started vs. Clemson (12/6), scoring three points ... Matched season high with six points, while adding six rebounds and two blocks in win over Richmond (12/16) ... Contributed four points and blocked two shots vs. Wofford (12/19) ... Tallied two points, collected four rebounds and one steal vs. Furman (12/21) ... Added four points and one steal vs. Boston College (12/30) ... Posted five points and collected four rebounds vs. Baylor (1/2) ... Contributed a season-best nine points, while adding two assists in win over Longwood (1/5) ... Matched career high with 10 points on 3-of-4 shooting, while also collecting six rebounds in SEC opener win at Auburn (1/9) ... Saw action off the bench vs. LSU (1/13) ... Posted three points and two steals vs. Vanderbilt (1/16) ... Saw action vs. Ole Miss (1/20) ... Came off the bench vs. Florida (1/23), collecting one rebound ... Blocked a crucial shot in the later minutes in upset victory over No. 1 Kentucky (1/26) ... Also tallied four points and collected six rebounds vs. the Wildcats ... Posted two points and two rebounds vs. Georgia (1/30) ... Tallied two points and collected seven rebounds in loss at Tennessee (2/6) ... Was solid in win over Florida (2/10), posting five points, collecting five rebounds and two steals ... Saw action vs. Georgia (2/13) ... Tallied two points and one steal vs. Alabama (3/3) ... Saw action off the bench at Vanderbilt (3/6).

2009-10 GAME-BY-GAME

Date	Opponent	GS	FG	3FG	FT	O-D-T	F	TP	A	TO	BL	ST	MIN
11/13	Alabama A&M		0-2	0-0	0-0	0-2-2	3	0	0	1	0	0	14
11/16	Georgia Southern		1-2	0-0	2-2	5-3-8	1	4	2	2	1	0	14
11/19	vs. La Salle		2-2	0-0	2-2	0-2-2	3	6	0	0	1	0	16
11/20	vs. USF		1-3	0-0	2-2	4-0-4	3	4	0	0	0	0	16
11/22	vs. Miami		0-3	0-0	1-2	2-1-3	2	1	0	0	0	0	12
11/27	Jacksonville		1-1	0-0	1-1	0-0-0	2	3	0	2	0	1	7
12/2	Western Kentucky	*	2-4	0-0	0-0	0-1-1	4	4	0	0	0	0	14
12/6	at Clemson	*	1-5	0-0	1-4	1-4-5	2	3	0	0	0	1	32
12/16	Richmond	*	2-6	0-0	2-3	5-1-6	1	6	0	1	2	0	20
12/19	at Wofford	*	2-4	0-0	0-0	2-3-5	0	4	0	0	2	0	16
12/21	Furman	*	1-3	0-0	0-0	1-3-4	2	2	0	1	1	1	22
12/30	at Boston College	*	2-2	0-0	0-0	0-1-1	1	4	0	1	0	1	12
1/2	Baylor		2-5	0-0	1-3	3-1-4	0	5	0	0	0	0	15
1/5	Longwood		4-4	0-0	1-3	1-1-2	1	9	2	0	0	0	12
1/9	at Auburn		3-4	0-0	4-4	5-1-6	1	10	1	0	0	0	15
1/13	LSU		0-2	0-0	0-0	1-2-3	3	0	0	1	0	0	13
1/16	Vanderbilt		1-2	0-0	1-2	1-1-2	1	3	1	0	0	2	11
1/20	at Ole Miss		0-0	0-0	0-0	0-0-0	1	0	0	0	0	0	4
1/23	at Florida		0-1	0-0	0-0	0-1-1	1	0	0	0	0	0	10
1/26	Kentucky	*	2-3	0-0	0-0	2-4-6	3	4	0	1	1	0	20
1/30	Georgia	*	1-1	0-0	0-0	1-1-2	5	2	1	0	1	0	12
2/6	at Tennessee	*	1-4	0-0	0-0	3-4-7	1	2	0	0	0	0	13
2/10	Florida	*	2-3	0-0	1-2	2-3-5	3	5	0	0	0	2	25
2/13	at Georgia	*	0-1	0-0	1-2	2-2-4	3	1	0	1	0	0	18
2/17	at Arkansas		0-0	0-0	0-0	0-0-0	0	0	0	0	0	0	2
2/20	Tennessee		1-2	0-0	1-2	2-0-2	1	3	0	0	0	0	6
2/25	at Kentucky		0-0	0-0	0-0	0-0-0	0	0	0	1	0	0	4
2/27	Mississippi State		-	-	-	DNP	-	-	-	-	-	-	-
3/3	Alabama		1-1	0-0	0-0	0-1-1	1	2	0	0	0	1	6
3/6	at Vanderbilt		0-0	0-0	0-0	0-0-0	1	0	0	1	0	0	1
3/11	vs. Alabama												

CAREER STATISTICS

Season	GP-GS	Min	Avg	FG	FGA	Pct	3FG	3FGA	Pct	FT	FTA	Pct	Off	Def	Tot	Avg	PF	FO	Ast	TO	Blk	Stl	Pts	Avg
2007-08	6-0	29	4.8	6	12	.500	0	0	.000	0	2	.000	3	9	12	2.0	1	0	1	3	1	2	12	2.0
2008-09	31-2	449	14.5	44	89	.494	0	0	.000	34	48	.708	49	64	113	3.6	64	1	5	24	31	18	122	3.9
2009-10	29-11	382	13.2	33	70	.471	0	0	.000	21	34	.618	43	43	86	3.0	50	1	7	13	9	10	87	3.0
Total	66-13	860	13.0	83	171	.485	0	0	.000	55	84	.655	95	116	211	3.2	115	2	13	40	41	30	221	3.3



ROBERT WILDER | SENIOR - GUARD

6-1 - 188 - 2 LETTERS - CHAPIN, S.C. - CHAPIN

#14

CAREER HIGHS

POINTS

3, twice, last vs. Wofford (1/5/09)

FIELD GOALS

1, four times, last vs. Alabama (3/3/10)

FIELD GOAL ATTEMPTS

2 vs. Alabama (3/3/10)

3-POINT FIELD GOALS

1, twice, last vs. Wofford (1/5/09)

3-POINT FIELD GOAL ATTEMPTS

1, six times, last vs. Alabama (3/3/10)

FREE THROWS

2 vs. NC Central (12/16)

FREE THROW ATTEMPTS

2, twice, last vs. NC Central (12/16)

REBOUNDS

2 vs. Winthrop (11/16/08)

ASSISTS

2 vs. Wofford (1/5/09)

BLOCKS

-

STEALS

1, six times, last vs. Longwood (1/5/10)

MINUTES PLAYED

14 vs. Princeton (12/2/08)

SEASON HIGHS

POINTS

2, twice, last vs. Alabama (3/3/10)

FIELD GOALS

1, twice, last vs. Alabama (3/3/10)

FIELD GOAL ATTEMPTS

2 vs. Alabama (3/3/10)

3-POINT FIELD GOALS

-

3-POINT FIELD GOAL ATTEMPTS

1, three times, last vs. Alabama (3/3/10)

FREE THROWS

-

FREE THROW ATTEMPTS

-

REBOUNDS

-

ASSISTS

1, four times, last vs. Alabama (3/3/10)

BLOCKS

-

STEALS

1, twice, last vs. Longwood (1/5/10)

MINUTES PLAYED

11, twice, last vs. Alabama (3/3/10)

2009-10

Saw action in season opener vs. Alabama A&M (11/13) ... Saw action vs. Georgia Southern (11/16) ... Earned an assist vs. WKU (12/2) ... Also earned an assist vs. Richmond (12/16) ... Collected a steal vs. Wofford (12/19) ... Scored first points of the season, a jumper, in win over Furman (12/21) ... Recorded one steal vs. Longwood (1/5) ... Played a season-high 11 minutes and recorded one assist vs. Vanderbilt (1/16) ... Saw action vs. Ole Miss (1/20) ... Came off the bench vs. Tennessee (2/6).

2009-10 GAME-BY-GAME

Date	Opponent	GS	FG	3FG	FT	O-D-T	F	TP	A	TO	BL	ST	MIN
11/13	Alabama A&M		0-1	0-1	0-0	0-0-0	2	0	0	1	0	0	6
11/16	Georgia Southern		0-1	0-1	0-0	0-0-0	0	0	0	0	0	0	3
11/19	vs. La Salle		0-0	0-0	0-0	0-0-0	0	0	0	0	0	0	2
11/20	vs. USF		-	-	-	DNP	-	-	-	-	-	-	-
11/22	vs. Miami		-	-	-	DNP	-	-	-	-	-	-	-
11/27	Jacksonville		-	-	-	DNP	-	-	-	-	-	-	-
12/2	Western Kentucky		0-0	0-0	0-0	0-0-0	0	0	1	0	0	0	1
12/6	at Clemson		-	-	-	DNP	-	-	-	-	-	-	-
12/16	Richmond		0-0	0-0	0-0	0-0-0	0	0	1	0	0	0	1
12/19	at Wofford		0-0	0-0	0-0	0-0-0	3	0	0	1	0	1	4
12/21	Furman		1-1	0-0	0-0	0-0-0	1	2	0	0	0	0	8
12/30	at Boston College		-	-	-	DNP	-	-	-	-	-	-	-
1/2	Baylor		-	-	-	DNP	-	-	-	-	-	-	-
1/5	Longwood		0-0	0-0	0-0	0-0-0	0	0	0	2	0	1	10
1/9	at Auburn		-	-	-	DNP	-	-	-	-	-	-	-
1/13	LSU		-	-	-	DNP	-	-	-	-	-	-	-
1/16	Vanderbilt		0-0	0-0	0-0	0-0-0	3	0	1	0	0	0	11
1/20	at Ole Miss		0-0	0-0	0-0	0-0-0	0	0	0	0	0	0	4
1/23	at Florida		-	-	-	DNP	-	-	-	-	-	-	-
1/26	Kentucky		-	-	-	DNP	-	-	-	-	-	-	-
1/30	Georgia		-	-	-	DNP	-	-	-	-	-	-	-
2/6	at Tennessee		0-0	0-0	0-0	0-0-0	0	0	0	0	0	0	2
2/10	Florida		-	-	-	DNP	-	-	-	-	-	-	-
2/13	at Georgia		-	-	-	DNP	-	-	-	-	-	-	-
2/17	at Arkansas		0-0	0-0	0-0	0-0-0	3	0	0	0	0	0	4
2/20	Tennessee		-	-	-	DNP	-	-	-	-	-	-	-
2/25	at Kentucky		-	-	-	DNP	-	-	-	-	-	-	-
2/27	Mississippi State		-	-	-	DNP	-	-	-	-	-	-	-
3/3	Alabama *		1-2	0-1	0-0	0-0-0	3	2	1	0	0	0	11
3/6	at Vanderbilt		-	-	-	DNP	-	-	-	-	-	-	-
3/11	vs. Alabama		-	-	-	-	-	-	-	-	-	-	-

CAREER STATISTICS

Season	GP-GS	Min	Avg	FG	FGA	Pct	3FG	3FGA	Pct	FT	FTA	Pct	Off	Def	Tot	Avg	PF	FO	Ast	TO	Blk	Stl	Pts	Avg
2007-08	6-0	14	2.3	1	3	.333	1	2	.500	0	0	.000	0	2	2	0.3	1	0	1	1	0	1	3	0.5
2008-09	29-0	143	4.9	1	4	.250	1	2	.500	3	7	.429	2	3	5	0.2	18	0	6	8	0	3	6	0.2
2009-10	13-1	67	5.2	2	5	.400	0	3	.000	0	0	.000	0	0	0	0.0	15	0	4	5	0	2	4	0.3
Total	48-1	224	4.7	4	12	.333	2	7	.286	3	7	.429	2	5	7	0.1	34	0	11	14	0	6	13	0.3



JOHNDRE JEFFERSON

JUNIOR - FORWARD

6-9 - 210 - JC - SANTEE, S.C. - LAKE MARION/NW FLORIDA STATE COL.

#32

SEASON HIGHS

POINTS
12 vs. Richmond (12/16/09)

FIELD GOALS
5 vs. Richmond (12/16/09)

FIELD GOAL ATTEMPTS
8, twice, last vs. Richmond (12/16/09)

3-POINT FIELD GOALS
-

3-POINT FIELD GOAL ATTEMPTS
-

FREE THROWS
2, three times, last vs. Kentucky (1/26/10)

FREE THROW ATTEMPTS
6 vs. Kentucky (1/26/10)

REBOUNDS
8, twice, last vs. Kentucky (1/26/10)

ASSISTS
3 vs. Georgia (2/13/10)

BLOCKS
5 vs. La Salle (11/19/09)

STEALS
2, twice, last vs. Vanderbilt (1/16/10)

MINUTES PLAYED
27 vs. Kentucky (2/25/10)

2009-10

Made an immediate impact in season opener vs. Alabama A&M (11/13), posting eight points, while collecting seven rebounds ... Collected one rebound vs. Georgia Southern (11/16) ... Posted a season-best five blocks in win over La Salle (11/19) ... Collected six rebounds vs. USF (11/20) ... Saw action vs. Miami (11/22) ... Collected three rebounds and one block vs. Jacksonville (11/27) ... Collected three rebounds, one assist, one block and one steal vs. WKU (12/2) ... Saw action vs. Clemson (12/6) ... Had breakout performance with 12 points, eight rebounds, three blocks and two steals in win over Richmond (12/16) ... Saw action vs. Wofford (12/19), blocked four shots ... Collected a team-best seven rebounds vs. Furman (12/21) ... Collected three rebounds and tallied four points vs. Boston College (12/30) ... Earned first-career start in loss to Baylor (1/2) ... Tallied three points, collected four rebounds and blocked a team-best four shots vs. the Bears ... Recorded eight points and eight rebounds, adding two blocks vs. Longwood (1/5) ... Collected five rebounds vs. Auburn (1/9) ... Tallied five points, four rebounds and two blocks vs. LSU (1/13) ... Saw action vs. Vanderbilt (1/16) ... Added two points and one steal vs. Ole Miss (1/20) ... Collected two rebounds vs. Florida (1/23) ... Collected eight rebounds and contributed four points in upset win over No. 1 Kentucky (1/26) ... Had two rebounds vs. Georgia (1/30) ... Saw action vs. Tennessee (2/6) ... Collected three rebounds vs. Florida (2/10) ... Tallied two points, collected five rebounds and dished a career-best three assist at Georgia (2/13) ... Collected two rebounds vs. Arkansas (2/17) ... Earned second start of the season at Kentucky (2/25), contributing four points and four rebounds ... Collected three rebounds vs. Mississippi State (2/27) ... Collected three rebounds and one steal vs. Alabama (3/3) ... Contributed three points and three rebounds vs. Vanderbilt (3/6).

2009-10 GAME-BY-GAME

Date	Opponent	GS	FG	3FG	FT	O-D-T	F	TP	A	TO	BL	ST	MIN
11/13	Alabama A&M		4-8	0-0	0-3	4-3-7	3	8	0	1	3	0	18
11/16	Georgia Southern		0-0	0-0	1-4	0-1-1	1	1	0	1	1	0	9
11/19	vs. La Salle		2-4	0-0	2-3	1-4-5	2	6	1	1	5	0	20
11/20	vs. USF		1-2	0-0	0-2	2-4-6	2	2	0	1	1	1	8
11/22	vs. Miami		0-0	0-0	0-0	0-0-0	1	0	0	0	0	0	5
11/27	Jacksonville		0-1	0-0	1-2	0-3-3	3	1	0	0	1	0	11
12/2	Western Kentucky		0-3	0-0	0-0	3-0-3	2	0	1	2	1	1	14
12/6	at Clemson		0-1	0-0	0-0	0-0-0	0	0	0	0	0	1	5
12/16	Richmond		5-8	0-0	2-2	6-2-8	2	12	0	0	3	2	24
12/19	at Wofford		0-1	0-0	0-0	0-1-1	3	0	0	2	4	0	14
12/21	Furman		1-1	0-0	0-2	3-4-7	0	2	2	2	3	1	22
12/30	at Boston College		2-3	0-0	0-0	2-1-3	4	4	0	0	0	0	11
1/2	Baylor	*	1-3	0-0	1-3	3-1-4	1	3	1	0	4	0	16
1/5	Longwood		4-6	0-0	0-0	4-1-5	1	8	0	0	2	1	18
1/9	at Auburn		0-1	0-0	0-0	0-5-5	1	0	0	0	1	0	12
1/13	LSU		2-2	0-0	1-2	2-2-4	2	5	0	0	2	0	13
1/16	Vanderbilt		1-2	0-0	1-2	1-1-2	1	3	1	0	0	2	11
1/20	at Ole Miss		1-2	0-0	0-0	0-1-1	1	2	0	0	0	1	9
1/23	at Florida		0-1	0-0	0-2	0-2-2	0	0	0	1	1	0	11
1/26	Kentucky		1-2	0-0	2-6	5-3-8	4	4	0	1	1	1	17
1/30	Georgia		0-1	0-0	0-2	2-0-2	1	0	0	2	0	0	19
2/6	at Tennessee		0-0	0-0	0-0	0-1-1	2	0	0	0	0	0	14
2/10	Florida		0-3	0-0	0-0	2-1-3	1	0	0	0	1	0	11
2/13	at Georgia		1-1	0-0	0-0	2-3-5	2	2	3	1	1	1	19
2/17	at Arkansas		0-0	0-0	0-0	0-2-2	2	0	0	2	1	0	9
2/20	Tennessee		0-1	0-0	0-0	0-1-1	3	0	0	0	1	0	13
2/25	at Kentucky	*	2-3	0-0	0-1	2-2-4	4	4	0	0	1	0	27
2/27	Mississippi State	*	0-0	0-0	0-0	1-2-3	2	0	0	1	1	0	16
3/3	Alabama		0-0	0-0	0-0	0-3-3	1	0	0	0	1	1	11
3/6	at Vanderbilt	*	1-4	0-0	1-2	1-2-3	4	3	0	1	1	0	23
3/11	vs. Alabama												

CAREER STATISTICS

Season	GP-GS	Min	Avg	FG	FGA	Pct	3FG	3FGA	Pct	FT	FTA	Pct	Off	Def	Tot	Avg	PF	FO	Ast	TO	Blk	Stl	Pts	Avg
2009-10	30-4	423	14.1	28	62	.452	0	0	.000	11	38	.289	45	55	100	3.3	57	0	8	19	41	11	67	2.2



RAMON GALLOWAY

FRESHMAN - GUARD

6-1 - 170 - PALM BEACH GARDENS, FLA. - WILLIAM T. DWYER

#12

SEASON HIGHS

POINTS

21 vs. Alabama (3/3/10)

FIELD GOALS

8 vs. Alabama (3/3/10)

FIELD GOAL ATTEMPTS

15 vs. Mississippi State (2/27)

3-POINT FIELD GOALS

4, three times, last vs. Alabama (3/3/10)

3-POINT FIELD GOAL ATTEMPTS

11 vs. Mississippi State (2/27)

FREE THROWS

6 vs. Vanderbilt (3/6/10)

FREE THROW ATTEMPTS

8, twice, last vs. Vanderbilt (3/6/10)

REBOUNDS

6 Alabama A&M (11/13/09)

ASSISTS

3, six times, last vs. Florida (2/10/10)

BLOCKS

1, five times, last vs. Longwood (1/5/10)

STEALS

2 vs. Mississippi State (2/27)

MINUTES PLAYED

31 vs. Ole Miss (1/20/10)

2009-10

Collected six rebounds, while adding four points and two assists against Alabama A&M (11/13) ... Collected first career double-figure scoring effort with 10 points against Georgia Southern (11/16) ... Saw action off the bench vs. La Salle (11/19) and USF (11/20) ... Was 5-of-8 from free throw line vs. USF (11/20) ... Was 5-of-10 from the floor, including 4-of-8 from beyond the arc against Miami (11/22) ... Contributed 14 points, two assists and three rebounds vs. the Hurricanes off the bench ... Collected third double-figure scoring contest of the season with 10 points, including 5-of-6 from the free throw line in win over Jacksonville (11/27) ... Posted double-figures for third straight game with 11 points vs. WKU (12/2) ... Also collected five rebounds, dished two assists and earned one block and one steal vs. the Hilltoppers ... Fourth-straight double-figure point game with 11 vs. Clemson (12/6) ... Also dished two assists and collected four rebounds vs. the Tigers ... Tallied nine points and dished a team-best three assists in win over Richmond (12/16) ... Posted six points and collected two rebounds in loss at Wofford (12/19) ... Tallied a season-best 15 points in win over Furman (12/21) ... Hit four 3s for the second time this season (Miami) vs. the Paladins ... Contributed six points and collected four rebounds in a season-high 28 minutes vs. Boston College (12/30) ... Tallied 10 points and collected three rebounds in loss to Baylor (1/2) ... Earned first career start, posting 12 points, three assists and one steal vs. Longwood (1/5) ... Was in foul trouble early in SEC opener win at Auburn (1/9), but rebounded to add five points and three assists ... Contributed four rebounds vs. LSU (1/13) ... Tallied five points vs. Vanderbilt (1/16) ... Broke scoring slump with 11 points vs. Ole Miss (1/20) ... Contributed four points vs. Florida (1/23) ... Added two points vs. Kentucky (1/26) ... Tallied six points and one assist vs. Georgia (1/30) ... Saw action vs. Tennessee (2/6) ... Tallied six points, one rebound and matched season high with three assists vs. Florida (2/10) ... Tallied eight points at Georgia (2/13) ... Earned the start vs. Arkansas (2/17), posting six points, one assist and one steal ... Added five points and five rebounds vs. Tennessee (2/20) ... Saw action at Kentucky (2/25) ... Broke scoring slump with 14-point effort, an SEC season high, vs. Mississippi State (2/27) ... Posted a career-best 21 points on 8-of-12 shooting vs. Alabama (3/3) ... Contributed nine points off the bench, including a 6-of-8 effort from the free throw line, in upset win over Vanderbilt (3/6).

2009-10 GAME-BY-GAME

Date	Opponent	GS	FG	3FG	FT	O-D-T	F	TP	A	TO	BL	ST	MIN
11/13	Alabama A&M		1-6	0-4	2-2	2-4-6	2	4	2	4	0	0	23
11/16	Georgia Southern		3-9	1-4	3-4	1-3-4	2	10	1	0	0	1	18
11/19	vs. La Salle		1-4	0-1	0-0	1-2-3	2	2	3	1	1	0	13
11/20	vs. USF		1-5	0-2	5-8	0-0-0	0	7	0	0	0	0	16
11/22	vs. Miami		4-10	4-8	0-1	1-2-3	3	14	2	1	0	0	23
11/27	Jacksonville		2-3	1-1	5-6	1-1-2	1	10	0	4	0	1	16
12/2	Western Kentucky		4-11	1-4	2-2	3-2-5	2	11	2	1	1	1	24
12/6	at Clemson		5-11	0-3	1-2	3-1-4	3	11	2	3	0	1	27
12/16	Richmond		4-6	1-2	0-0	0-1-1	1	9	3	2	1	1	22
12/19	at Wofford		2-5	2-4	0-0	1-1-2	3	6	0	2	0	0	24
12/21	Furman		5-10	4-7	1-2	1-2-3	2	15	1	2	1	1	20
12/30	at Boston College		2-8	0-3	2-2	1-3-4	2	6	0	1	0	0	28
1/2	Baylor		4-9	2-6	0-0	2-1-3	3	10	3	1	0	0	23
1/5	Longwood	*	4-9	1-4	3-4	0-3-3	1	12	3	1	1	1	28
1/9	at Auburn	*	2-5	1-2	0-1	1-1-2	3	5	3	1	0	1	19
1/13	LSU	*	0-4	0-4	0-0	0-4-4	3	0	0	1	0	0	23
1/16	Vanderbilt	*	2-7	1-5	0-0	0-1-1	1	5	1	6	0	0	21
1/20	at Ole Miss		4-9	3-5	0-0	1-2-3	1	11	2	2	0	1	31
1/23	at Florida		2-6	0-4	0-0	2-1-3	3	4	0	1	0	0	29
1/26	Kentucky		0-2	0-1	2-2	0-1-1	1	2	0	2	0	0	10
1/30	Georgia		2-3	2-3	0-1	0-2-2	1	6	1	1	0	1	16
2/6	at Tennessee		0-2	0-2	0-0	0-0-0	3	0	1	1	0	0	14
2/10	Florida		2-6	1-3	1-2	0-1-1	2	6	3	1	0	0	24
2/13	at Georgia		3-4	2-2	0-0	0-1-1	0	8	0	1	0	0	13
2/17	at Arkansas	*	2-5	2-4	0-0	0-1-1	4	6	1	3	0	1	24
2/20	Tennessee	*	2-9	1-7	0-0	1-4-5	4	5	0	1	0	0	29
2/25	at Kentucky		0-1	0-0	0-0	0-1-1	0	0	0	1	0	0	4
2/27	Mississippi State		6-15	2-11	0-0	0-2-2	1	14	1	0	0	2	30
3/3	Alabama		8-12	4-8	1-2	0-1-1	4	21	0	1	0	1	25
3/6	at Vanderbilt		1-4	1-4	6-8	0-4-4	4	9	1	2	0	1	24
3/11	vs. Alabama												

CAREER STATISTICS

Season	GP-GS	Min	Avg	FG	FGA	Pct	3FG	3FGA	Pct	FT	FTA	Pct	Off	Def	Tot	Avg	PF	FO	Ast	TO	Blk	Stl	Pts	Avg
2009-10	30-6	642	21.4	79	200	.395	37	118	.314	34	49	.694	22	53	75	2.5	62	0	36	48	5	15	229	7.6



LAKEEM JACKSON

FRESHMAN - FORWARD

6-5 - 225 - CHARLOTTE, N.C. - CHRIST SCHOOL

#30

SEASON HIGHS

POINTS

19 vs. Baylor (1/2/10)

FIELD GOALS

9 vs. Baylor (1/2/10)

FIELD GOAL ATTEMPTS

17 vs. Baylor (1/2/10)

3-POINT FIELD GOALS

-

3-POINT FIELD GOAL ATTEMPTS

4 Alabama A&M (11/13/09)

FREE THROWS

5 vs. Furman (12/21/09)

FREE THROW ATTEMPTS

9, twice, last vs. Baylor (1/2/10)

REBOUNDS

10, twice, last vs. Ole Miss (1/20/10)

ASSISTS

5, twice, last vs. Alabama (3/3/10)

BLOCKS

3 vs. Baylor (1/2/10)

STEALS

6 vs. Baylor (1/2/10)

MINUTES PLAYED

36 vs. Mississippi State (2/27)

2009-10

Earned first-career start in season-opening victory over Alabama A&M (11/13) ... Contributed nine points, while collecting three rebounds in win over Georgia Southern (11/16) ... Tallied six points vs. La Salle (11/19) ... Posted two assists and two steals against Miami (11/22) ... Added eight points, collected a season-best five rebounds and tallied two assists and two steals in win over Jacksonville (11/27) ... Scored nine points, collected a season-high 10 rebounds, dished a team-best four assists and collected one block and two steals in win over WKU (12/2) ... Scored 10 points, a season-best, while adding four steals vs. Clemson (12/6) ... Tallied six points and collected five rebounds vs. Richmond (12/16) ... Tallied four points, collected three rebounds, added two assists, one steal and one block vs. Wofford (12/19) ... Posted a season-best 15 points on 5-of-5 shooting in win over Furman (12/21) ... Tallied six points and collected seven rebounds in loss at Boston College (12/30) ... Posted a career-best 19 points and collected a team-best seven rebounds in loss to Baylor (1/2) ... Also dished two assists, blocked three shots and swiped six steals against the Bears ... Posted nine points, three rebounds, an assist and one steal in win over Longwood (1/5) ... Tallied two points and collected three rebounds vs. Auburn (1/9) ... Contributed eight points and a team-best eight rebounds vs. LSU (1/13) ... Posted 11 points, four steals and four rebounds vs. Vanderbilt (1/16) ... Matched season high with 10 rebounds, while adding eight points and one steal vs. Ole Miss (1/20) ... Collected four rebounds, one assist and one steal vs. Florida (1/23) ... Posted two points, collected two rebounds, and added one assist and one block in upset win over No. 1 Kentucky (1/26) ... Contributed six points and collected five rebounds vs. Georgia (1/30) ... Tallied four points and six rebounds vs. Tennessee (2/6) ... Tallied six points, four rebounds, a team-best four assists and collected two steals in win over Florida (2/10) ... Contributed 10 points, and collected four rebounds at Georgia (2/13) ... Tallied four points and collected three rebounds and one steal vs. Arkansas (2/17) ... Tallied 10 points and collected three rebounds vs. Tennessee (2/20) ... Posted second-straight double-figure scoring game with 16 at Kentucky (2/25) ... Also added a team-best three steals at UK ... Collected a team-best seven rebounds, while adding 10 points vs. Mississippi State (2/27) ... Tallied six points and a team-best seven rebounds vs. Alabama (3/3) ... Collected seven rebounds, while adding eight points, two assists and one steal in upset win over Vanderbilt (3/6).

2009-10 GAME-BY-GAME

Date	Opponent	GS	FG	3FG	FT	O-D-T	F	TP	A	TO	BL	ST	MIN
11/13	Alabama A&M	*	0-6	0-4	0-0	2-1-3	2	0	3	1	2	1	19
11/16	Georgia Southern	*	3-4	0-0	3-4	0-3-3	3	9	2	0	1	1	20
11/19	vs. La Salle	*	3-6	0-1	0-0	1-3-4	1	6	3	2	1	1	19
11/20	vs. USF	*	0-4	0-2	1-2	0-2-2	1	1	2	1	0	0	19
11/22	vs. Miami	*	1-5	0-1	0-2	0-1-1	2	2	2	0	0	2	19
11/27	Jacksonville	*	4-6	0-0	0-0	2-3-5	3	8	2	3	0	2	22
12/2	Western Kentucky	*	4-5	0-0	1-2	3-7-10	0	9	4	2	1	2	32
12/6	at Clemson	*	5-13	0-0	0-0	2-2-4	1	10	1	2	1	4	33
12/16	Richmond	*	3-8	0-0	0-0	1-4-5	2	6	1	1	1	2	21
12/19	at Wofford	*	2-3	0-0	0-1	0-3-3	1	4	2	0	1	1	24
12/21	Furman	*	5-5	0-0	5-9	1-1-2	0	15	0	1	1	1	26
12/30	at Boston College	*	3-6	0-0	0-0	1-6-7	2	6	1	1	2	1	31
1/2	Baylor	*	9-17	0-0	1-9	5-2-7	4	19	2	0	3	6	31
1/5	Longwood	*	4-7	0-0	1-4	2-1-3	1	9	1	1	0	1	23
1/9	at Auburn	*	1-5	0-0	0-0	0-3-3	1	2	2	1	0	2	23
1/13	LSU	*	4-5	0-0	0-5	3-5-8	3	8	1	3	0	1	25
1/16	Vanderbilt	*	5-7	0-0	1-4	2-2-4	2	11	2	0	1	4	26
1/20	at Ole Miss	*	3-7	0-0	2-4	2-8-10	1	8	0	2	1	1	34
1/23	at Florida	*	0-3	0-0	0-0	1-3-4	3	0	1	1	0	1	21
1/26	Kentucky	*	1-5	0-0	0-0	2-0-2	4	2	1	1	1	0	25
1/30	Georgia	*	3-7	0-0	0-2	2-3-5	2	6	5	1	1	0	30
2/6	at Tennessee	*	2-4	0-0	0-2	3-3-6	3	4	1	3	0	0	30
2/10	Florida	*	3-8	0-0	0-0	4-0-4	1	6	4	0	0	2	27
2/13	at Georgia	*	5-6	0-0	0-0	1-3-4	2	10	1	1	0	0	31
2/17	at Arkansas	*	2-5	0-0	0-1	1-2-3	4	4	2	2	0	1	19
2/20	Tennessee	*	5-9	0-0	0-0	2-1-3	3	10	1	1	0	0	32
2/25	at Kentucky	*	8-11	0-0	0-1	3-1-4	2	16	2	2	1	3	30
2/27	Mississippi State	*	5-9	0-0	0-0	2-5-7	2	10	2	0	0	2	36
3/3	Alabama	*	3-5	0-0	0-2	2-5-7	4	6	5	0	0	3	33
3/6	at Vanderbilt	*	4-5	0-0	0-1	3-4-7	4	8	2	1	0	1	32
3/11	vs. Alabama												

CAREER STATISTICS

Season	GP-GS	Min	Avg	FG	FGA	Pct	3FG	3FGA	Pct	FT	FTA	Pct	Off	Def	Tot	Avg	PF	FO	Ast	TO	Blk	Stl	Pts	Avg
2009-10	30-29	793	26.4	100	196	.510	0	8	.000	15	55	.273	53	87	140	4.7	64	0	58	34	19	46	215	7.2



STEPHEN SPINELLA

FRESHMAN - GUARD

6-4 - 190 - COLTS NECK, N.J. - APEX ACADEMY

#1

SEASON HIGHS

POINTS

7 vs. Auburn (1/9/10)

FIELD GOALS

3 vs. Auburn (1/9/10)

FIELD GOAL ATTEMPTS

6 vs. Auburn (1/9/10)

3-POINT FIELD GOALS

2 vs. Georgia (1/30/10)

3-POINT FIELD GOAL ATTEMPTS

4 vs. Jacksonville (11/27/09)

FREE THROWS

3 vs. Longwood (1/5/10)

FREE THROW ATTEMPTS

4 vs. Longwood (1/5/10)

REBOUNDS

3, three times, last vs. Arkansas (2/17/10)

ASSISTS

1, twice, last vs. Georgia (1/30/10)

BLOCKS

1 vs. Georgia (1/30/10)

STEALS

2 vs. Baylor (1/2/10)

MINUTES PLAYED

18 vs. Kentucky (2/25/10)

2009-10

Saw action in season opener vs. Alabama A&M (11/13) ... Came off the bench vs. Georgia Southern (11/16) ... Made an appearance against Miami (11/22) ... Was solid off the bench vs. Jacksonville (11/27), contributing four points, three rebounds and one steal ... Saw action vs. WKU (12/2) and Richmond (12/16) off the bench ... Tallied three points in five minutes vs. Wofford (12/19) ... Was 1-of-2 from the floor in win over Furman (12/21) ... Saw action vs. Boston College (12/30) ... Collected two steals and two rebounds vs. Baylor (1/2) ... Tallied five points, while collecting three rebounds in win over Longwood (1/5) ... Also collected one steal in a season-best 15 minutes vs. the Lancers ... Had breakout performance in win at Auburn, posted seven points and collected two rebounds ... Saw action vs. LSU (1/13) ... Played six minutes off the bench vs. Vanderbilt (1/16), collecting one steal ... Saw action vs. Ole Miss (1/20) ... Contributed five points in 12 minutes off the bench at Florida (1/23) ... Saw action vs. Kentucky (1/26), collecting two rebounds and one steal ... Saw action vs. Georgia, posting six points, one assist and one block ... Came off the bench vs. Tennessee (2/6) and win vs. Florida (2/10) ... Saw action vs. Georgia (2/13), Arkansas (2/17) and Tennessee (2/20) ... Played a season-high 18 minutes at Kentucky (2/25) ... Came off the bench vs. Mississippi State (2/27) ... Saw action vs. Alabama (3/3) ... Tallied four points and collected two rebounds in upset win over Vanderbilt (3/6).

2009-10 GAME-BY-GAME

Date	Opponent	GS	FG	3FG	FT	O-D-T	F	TP	A	TO	BL	ST	MIN
11/13	Alabama A&M		0-1	0-1	0-0	0-2-2	0	0	1	0	0	0	7
11/16	Georgia Southern		0-1	0-1	0-0	0-0-0	0	0	0	0	0	0	3
11/19	vs. La Salle		0-1	0-0	0-0	0-1-1	0	0	0	0	0	0	1
11/20	vs. USF		-	-	-	DNP	-	-	-	-	-	-	-
11/22	vs. Miami		0-1	0-1	0-0	0-0-0	1	0	0	0	0	0	2
11/27	Jacksonville		1-5	1-4	1-2	1-2-3	2	4	0	0	0	1	11
12/2	Western Kentucky		0-0	0-0	0-0	0-0-0	1	0	0	2	0	0	7
12/6	at Clemson		-	-	-	DNP	-	-	-	-	-	-	-
12/16	Richmond		0-1	0-1	0-0	0-0-0	0	0	0	0	0	0	6
12/19	at Wofford		1-1	1-1	0-0	0-0-0	0	3	0	1	0	0	5
12/21	Furman		1-2	1-2	2-2	1-0-1	4	5	0	1	0	0	13
12/30	at Boston College		0-0	0-0	0-0	1-0-1	0	0	0	0	0	0	7
1/2	Baylor		0-1	0-0	0-0	2-0-2	1	0	0	0	0	2	7
1/5	Longwood		1-3	0-1	3-4	1-2-3	0	5	0	1	0	1	15
1/9	at Auburn		3-6	1-2	0-0	1-1-2	0	7	0	1	0	0	13
1/13	LSU		0-2	0-1	0-0	0-0-0	1	0	0	1	0	0	11
1/16	Vanderbilt		0-2	0-0	0-0	1-0-1	0	0	0	0	0	1	6
1/20	at Ole Miss		0-0	0-0	0-0	0-0-0	0	0	0	0	0	0	2
1/23	at Florida		2-3	1-2	0-0	1-0-1	0	5	0	0	0	1	12
1/26	Kentucky		0-0	0-0	0-0	0-2-2	2	0	0	0	0	1	15
1/30	Georgia		2-2	2-2	0-0	0-0-0	1	6	1	1	1	0	13
2/6	at Tennessee		0-2	0-2	0-0	0-0-0	3	0	0	0	0	0	15
2/10	Florida		0-2	0-1	0-0	0-0-0	2	0	0	0	0	0	8
2/13	at Georgia		0-3	0-2	0-0	0-0-0	2	0	1	0	0	1	17
2/17	at Arkansas		0-2	0-2	0-2	1-2-3	4	0	0	1	0	0	17
2/20	Tennessee		0-1	0-1	0-0	0-0-0	0	0	0	1	0	0	7
2/25	at Kentucky		0-4	0-3	0-0	0-1-1	1	0	0	0	0	0	18
2/27	Mississippi State		0-0	0-0	0-0	0-0-0	1	0	0	1	0	0	9
3/3	Alabama		0-2	0-2	0-0	0-0-0	0	0	0	0	0	0	9
3/6	at Vanderbilt		2-3	0-1	0-0	1-1-2	1	4	0	1	0	0	9
3/11	vs. Alabama												

CAREER STATISTICS

Season	GP-GS	Min	Avg	FG	FGA	Pct	3FG	3FGA	Pct	FT	FTA	Pct	Off	Def	Tot	Avg	PF	FO	Ast	TO	Blk	Stl	Pts	Avg
2009-10	28-0	265	9.5	13	51	.255	7	33	.212	6	10	.600	11	14	25	0.9	27	0	3	12	1	8	39	1.4

RETURNING PLAYERS CAREER STATS IN SEC TOURNAMENT PLAY

#31 - EVALDAS BANIULIS

Date	Opp.	Min	FG	FGA	Pct	3FG	3FGA	Pct	FT	FTA	Pct	Off	Def	Tot	PF	FO	Ast	TO	Blk	Stl	Pts
3/7/07	Arkansas	28	2	10	.200	2	5	.400	0	0	.000	1	1	2	3	0	0	0	0	0	6
3/13/08	LSU	34	4	9	.444	4	9	.444	4	5	.800	0	2	2	2	0	1	1	0	0	16
3/14/08	Tennessee	21	0	2	.000	0	2	.000	0	0	.000	0	3	3	1	0	0	1	1	1	0
3/13/09	Miss. State	10	1	4	.250	0	2	.000	0	0	.000	0	0	0	2	0	0	0	0	0	2
Totals		94/23.2	7	25	.280	6	18	.333	4	5	.800	1	6	7	8	0	1	2	1	1	24/6.0

#2 - DEVAN DOWNEY

Date	Opp.	Min	FG	FGA	Pct	3FG	3FGA	Pct	FT	FTA	Pct	Off	Def	Tot	PF	FO	Ast	TO	Blk	Stl	Pts
3/13/08	LSU	40	4	13	.308	1	5	.200	3	6	.500	0	7	7	1	0	11	2	0	3	12
3/14/08	Tennessee	40	10	20	.500	1	5	.200	5	8	.625	1	4	5	1	0	5	2	0	5	26
3/13/09	Miss. State	34	5	20	.250	1	7	.143	0	0	.000	1	1	2	2	0	3	1	0	2	11
Totals		114/38.0	19	53	.358	3	17	.176	8	14	.571	2	12	14	4	0	19	5	0	10	49/16.3

#44 - SAM MULDROW

Date	Opp.	Min	FG	FGA	Pct	3FG	3FGA	Pct	FT	FTA	Pct	Off	Def	Tot	PF	FO	Ast	TO	Blk	Stl	Pts
3/13/08	LSU	7	0	0	.000	0	0	.000	0	0	.000	1	1	2	0	0	0	0	1	0	0
3/14/08	Tennessee	7	1	3	.333	0	0	.000	0	0	.000	0	1	1	1	0	0	0	0	0	2
3/13/09	Miss. State	20	2	5	.400	0	0	.000	0	0	.000	3	2	5	2	0	0	0	0	1	4
Totals		34/11.3	3	8	.375	0	0	.000	0	0	.000	4	4	8	3	0	0	0	1	1	6/2.0

#5 - BRANDIS RALEY-ROSS

Date	Opp.	Min	FG	FGA	Pct	3FG	3FGA	Pct	FT	FTA	Pct	Off	Def	Tot	PF	FO	Ast	TO	Blk	Stl	Pts
3/7/07	Arkansas	19	0	5	.000	0	4	.000	2	2	1.000	1	1	2	1	0	0	1	0	0	2
3/13/08	LSU	0	0	0	.000	0	0	.000	0	0	.000	1	0	1	0	0	0	1	0	0	0
3/14/08	Tennessee	19	4	4	1.000	1	1	1.000	0	1	.000	0	1	1	4	0	2	1	0	0	9
3/13/09	Miss. State	20	2	5	.400	1	3	.333	0	0	.000	0	1	1	4	0	0	1	0	1	5
Totals		58/14.5	6	14	.429	2	8	.250	2	3	.667	2	3	5	9	0	2	4	0	1	16/4.0

#25 - AUSTIN STEED

Date	Opp.	Min	FG	FGA	Pct	3FG	3FGA	Pct	FT	FTA	Pct	Off	Def	Tot	PF	FO	Ast	TO	Blk	Stl	Pts
3/13/08	LSU	-	-	-	-	-	-	-	DNP	-	-	-	-	-	-	-	-	-	-	-	-
3/14/08	Tennessee	-	-	-	-	-	-	-	DNP	-	-	-	-	-	-	-	-	-	-	-	-
3/13/09	Miss. State	12	0	1	.000	0	0	.000	2	2	1.000	1	2	3	0	0	0	0	3	0	2
Totals		12	0	1	.000	0	0	.000	2	2	1.000	1	2	3	0	0	0	0	3	0	2

#14 - ROBERT WILDER

Date	Opp.	Min	FG	FGA	Pct	3FG	3FGA	Pct	FT	FTA	Pct	Off	Def	Tot	PF	FO	Ast	TO	Blk	Stl	Pts
3/13/08	LSU	-	-	-	-	-	-	-	DNP	-	-	-	-	-	-	-	-	-	-	-	-
3/14/08	Tennessee	-	-	-	-	-	-	-	DNP	-	-	-	-	-	-	-	-	-	-	-	-
3/13/09	Miss. State	0	0	0	.000	0	0	.000	0	0	.000	0	0	0	0	0	0	0	0	0	0
Totals		0	0	0	.000	0	0	.000	0	0	.000	0	0	0	0	0	0	0	0	0	0



2009-10 South Carolina Basketball
South Carolina Combined Team Statistics (as of Mar 06, 2010)
All games

RECORD:	OVERALL	HOME	AWAY	NEUTRAL
ALL GAMES	15-15	11-5	2-9	2-1
CONFERENCE	6-10	4-4	2-6	0-0
NON-CONFERENCE	9-5	7-1	0-3	2-1

#	Player	gp-gs	min	avg	Total		3-Point		F-Throw		Rebounds				pf	dq	a	to	blk	stl	pts	avg
					fg-fga	fg%	3fg-fga	3fg%	ft-fa	ft%	off	def	tot	avg								
02	Downey, Devan	30-30	1020	34.0	230-571	.403	68-198	.343	150-180	.833	16	78	94	3.1	70	0	107	109	1	83	678	22.6
21	Archie, Dominique	5-5	126	25.2	24-45	.533	6-13	.462	18-22	.818	12	18	30	6.0	8	0	7	10	4	9	72	14.4
24	Holmes, Mike	6-6	139	23.2	29-48	.604	0-0	.000	8-23	.348	12	17	29	4.8	20	2	1	8	5	4	66	11.0
05	Raley-Ross, Brandis	30-25	942	31.4	112-273	.410	62-169	.367	43-60	.717	33	76	109	3.6	57	0	42	42	4	32	329	11.0
44	Muldrow, Sam	30-30	883	29.4	125-290	.431	14-53	.264	46-71	.648	76	114	190	6.3	76	2	12	45	92	27	310	10.3
12	Galloway, Ramon	30-6	642	21.4	79-200	.395	37-118	.314	34-49	.694	22	53	75	2.5	62	0	36	48	5	15	229	7.6
30	Jackson, Lakeem	30-29	793	26.4	100-196	.510	0-8	.000	15-55	.273	53	87	140	4.7	64	0	58	34	19	46	215	7.2
25	Steed, Austin	29-11	382	13.2	33-70	.471	0-0	.000	21-34	.618	43	43	86	3.0	50	1	7	13	9	10	87	3.0
31	Baniulis, Evaldas	28-3	318	11.4	22-87	.253	19-70	.271	5-9	.556	14	31	45	1.6	25	0	14	18	1	13	68	2.4
32	Jefferson, Johnndre	30-4	423	14.1	28-62	.452	0-0	.000	11-38	.289	45	55	100	3.3	57	0	8	19	41	11	67	2.2
01	Spinella, Stephen	28-0	265	9.5	13-51	.255	7-33	.212	6-10	.600	11	14	25	0.9	27	0	3	12	1	8	39	1.4
14	Wilder, Robert	13-1	67	5.2	2-5	.400	0-3	.000	0-0	.000	0	0	0	0.0	15	0	4	5	0	2	4	0.3
Team											56	59	115		1		6					
Total.....		30	6000		797-1898	.420	213-665	.320	357-551	.648	393	645	1038	34.6	532	5	299	369	182	260	2164	72.1
Opponents.....		30	6000		763-1698	.449	156-452	.345	447-662	.675	391	803	1194	39.8	489	-	386	496	110	192	2129	71.0

TEAM STATISTICS	SC	OPP	Date	Opponent	Score	Att.
SCORING	2164	2129	11/13/09	ALABAMA A&M	w 88-50	10769
Points per game	72.1	71.0	11/16/09	GEORGIA SOUTHERN	w 90-66	10212
Scoring margin	+1.2	-	! 11/19/09	vs LaSalle	w 78-68	2115
FIELD GOALS-ATT	797-1898	763-1698	! 11/20/09	vs South Florida	w 69-66	2391
Field goal pct	.420	.449	! 11/22/09	vs Miami	L 70-85	2531
3 POINT FG-ATT	213-665	156-452	11/27/09	JACKSONVILLE	w 97-93	10318
3-point FG pct	.320	.345	12/2/09	WKU	w 74-56	10707
3-pt FG made per game	7.1	5.2	12/6/09	at Clemson	L 61-72	10000
FREE THROWS-ATT	357-551	447-662	12/16/09	RICHMOND	w 76-58	9640
Free throw pct	.648	.675	12/19/09	at Wofford College	L 61-68	3500
F-Throws made per game	11.9	14.9	12/21/09	FURMAN	w 81-57	9674
REBOUNDS	1038	1194	12-30-09	at Boston College	L 76-85	6846
Rebounds per game	34.6	39.8	1/2/10	BAYLOR	L 74-85	11312
Rebounding margin	-5.2	-	1/5/10	LONGWOOD	w 88-58	8652
ASSISTS	299	386	* 01/09/10	at Auburn	w 80-71	5638
Assists per game	10.0	12.9	* 1/13/10	LSU	w 67-58	12103
TURNOVERS	369	496	* 1/16/10	VANDERBILT	L 79-89	13166
Turnovers per game	12.3	16.5	* 01/20/10	at Ole Miss	L 57-66	6824
Turnover margin	+4.2	-	* 1/23/10	at Florida	L 56-58	12094
Assist/turnover ratio	0.8	0.8	* 1/26/10	KENTUCKY	w 68-62	18000
STEALS	260	192	* 1/30/10	GEORGIA	w 78-77	14013
Steals per game	8.7	6.4	* 2/6/10	at Tennessee	L 53-79	21003
BLOCKS	182	110	* 2/10/10	FLORIDA	w 77-71	12774
Blocks per game	6.1	3.7	* 02/13/10	at Georgia	L 61-66	7597
ATTENDANCE	191905	132385	* 02-17-10	at Arkansas	L 79-92	13175
Home games-Avg/Game	16-11994	11-11395	* 2/20/10	TENNESSEE	L 55-63	15622
Neutral site-Avg/Game	-	3-2346	* 02/25/10	at Kentucky	L 61-82	24355
			* 2/27/10	MISSISSIPPI STATE	L 63-76	13834
			* 3/3/10	ALABAMA	L 70-79	11109
			* 3/06/10	at Vanderbilt	w 77-73	14316
Score by Periods	1st	2nd	Totals			
South Carolina	960	1204	2164			
Opponents	1006	1123	2129			

* = Conference game

! = Charleston Classic (Charleston, S.C.)



2009-10 South Carolina Basketball
South Carolina Combined Team Statistics (as of Mar 06, 2010)
Conference games

RECORD:	OVERALL	HOME	AWAY	NEUTRAL
ALL GAMES	6-10	4-4	2-6	0-0
CONFERENCE	6-10	4-4	2-6	0-0
NON-CONFERENCE	0-0	0-0	0-0	0-0

#	Player	gp-gs	min	avg	Total		3-Point		F-Throw		Rebounds				pf	dq	a	to	blk	stl	pts	avg
					fg-fga	fg%	3fg-fga	3fg%	ft-fa	ft%	off	def	tot	avg								
02	Downey, Devan	16-16	584	36.5	138-346	.399	47-126	.373	96-113	.850	11	39	50	3.1	44	0	52	55	1	41	419	26.2
44	Muldrow, Sam	16-16	521	32.6	71-176	.403	8-28	.286	29-48	.604	45	70	115	7.2	41	1	6	22	44	14	179	11.2
05	Raley-Ross, Brandis	16-16	550	34.4	62-157	.395	33-104	.317	22-32	.688	20	44	64	4.0	31	0	27	27	3	16	179	11.2
30	Jackson, Lakeem	16-15	454	28.4	54-101	.535	0-0	.000	3-22	.136	33	48	81	5.1	41	0	32	19	5	21	111	6.9
12	Galloway, Ramon	16-5	336	21.0	36-94	.383	20-65	.308	10-16	.625	5	27	32	2.0	35	0	14	25	0	8	102	6.4
25	Steed, Austin	15-5	160	10.7	12-24	.500	0-0	.000	8-12	.667	19	20	39	2.6	25	1	3	5	2	6	32	2.1
01	Spinella, Stephen	16-0	181	11.3	9-34	.265	4-21	.190	0-2	.000	5	7	12	0.8	18	0	2	7	1	4	22	1.4
32	Jefferson, Johndre	16-3	228	14.3	8-21	.381	0-0	.000	4-17	.235	17	30	47	2.9	32	0	3	9	13	4	20	1.3
31	Baniulis, Evaldas	14-3	154	11.0	5-32	.156	4-24	.167	1-2	.500	4	19	23	1.6	12	0	3	9	0	10	15	1.1
14	Wilder, Robert	5-1	32	6.4	1-2	.500	0-1	.000	0-0	.000	0	0	0	0.0	9	0	2	1	0	0	2	0.4
Team											30	30	60		1		1					
Total.....		16	3200		396-987	.401	116-369	.314	173-264	.655	189	334	523	32.7	289	2	144	180	69	124	1081	67.6
Opponents.....		16	3200		416-870	.478	77-227	.339	253-372	.680	175	445	620	38.8	240	-	216	229	60	94	1162	72.6

TEAM STATISTICS	SC	OPP	Date	Opponent	Score	Att.
SCORING	1081	1162	*	01/09/10	at Auburn	w 80-71 5638
Points per game	67.6	72.6	*	1/13/10	LSU	w 67-58 12103
Scoring margin	-5.1	-	*	1/16/10	VANDERBILT	L 79-89 13166
FIELD GOALS-ATT	396-987	416-870	*	01/20/10	at Ole Miss	L 57-66 6824
Field goal pct	.401	.478	*	1/23/10	at Florida	L 56-58 12094
3 POINT FG-ATT	116-369	77-227	*	1/26/10	KENTUCKY	w 68-62 18000
3-point FG pct	.314	.339	*	1/30/10	GEORGIA	w 78-77 14013
3-pt FG made per game	7.3	4.8	*	2/6/10	at Tennessee	L 53-79 21003
FREE THROWS-ATT	173-264	253-372	*	2/10/10	FLORIDA	w 77-71 12774
Free throw pct	.655	.680	*	02/13/10	at Georgia	L 61-66 7597
F-Throws made per game	10.8	15.8	*	02-17-10	at Arkansas	L 79-92 13175
REBOUNDS	523	620	*	2/20/10	TENNESSEE	L 55-63 15622
Rebounds per game	32.7	38.8	*	02/25/10	at Kentucky	L 61-82 24355
Rebounding margin	-6.1	-	*	2/27/10	MISSISSIPPI STATE	L 63-76 13834
ASSISTS	144	216	*	3/3/10	ALABAMA	L 70-79 11109
Assists per game	9.0	13.5	*	3/06/10	at Vanderbilt	w 77-73 14316
TURNOVERS	180	229				
Turnovers per game	11.3	14.3				
Turnover margin	+3.1	-				
Assist/turnover ratio	0.8	0.9				
STEALS	124	94				
Steals per game	7.8	5.9				
BLOCKS	69	60				
Blocks per game	4.3	3.8				
ATTENDANCE	110621	105002				
Home games-Avg/Game	8-13828	8-13125				
Neutral site-Avg/Game	-	0-0				

* = Conference game
 ! = Charleston Classic (Charleston, S.C.)

Score by Periods	1st	2nd	Totals
South Carolina	463	618	1081
Opponents	538	624	1162