




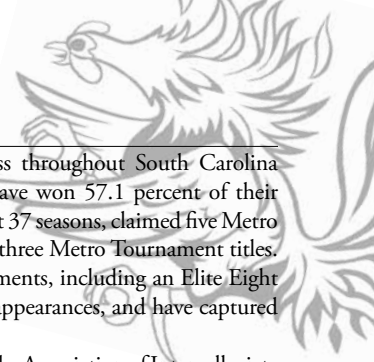
History

Contents

History of the Program	108
NCAA Tournament History	111
SEC Tournament History	112
Other Postseason History	113
1,000-Point Scorers	114
South Carolina Hall of Fame Inductees	118
All-Time Awards	119
All-Time Letterwinner Stats	126
Letterwinners by State/Country	142
Letterwinners by Jersey Number	144
Year-by-Year Results	145
Year-by-Year Finish	154
Coaching History	155
Series Records vs. Opponents	156
Series Records vs. Conferences	158
Series History vs. Opponents	159
History vs. Ranked Opponents	166
Year-by-Year Statistics	169



SOUTH CAROLINA BASKETBALL HISTORY



Humble Beginnings

While 1974-75 was the first season for women's basketball as an athletic department sponsored-sport at South Carolina, that wasn't the start of women playing basketball on the Carolina campus.

Women's basketball at South Carolina dates back to at least 1922 when women played against each other and against other schools. Co-ed Athletics was the term given to the women's sports teams at the University. In the 1920s, women learned how to play tennis, volleyball and basketball.

In 1923, the South Carolina co-ed basketball team began competing against teams from other schools such as Newberry, the College of Charleston, Columbia High School and Anderson. Nicknamed the "Pullets", the Carolina co-eds put together a 7-6 record and made a road trip to Charleston, an unheard of feat for young women, to play the College of Charleston.

In 1925, the team again made news as it made two notable departures from the customs of former teams at Carolina. The first change was the wearing of regular basketball uniforms with numerals, similar to those used by the men's teams. The second change was even more eye-raising as the Pullets were the first women's team in the state to make out-of state road trips.

The 1925 team compiled a record of 5-7 and made a five-game five-day trip to Virginia to take on the women's basketball teams at Fredericksburg, Westhampton, Farmville and William & Mary.

In the 1930s, the women continued playing basketball but instead of playing against other schools, they were divided by their class (freshmen, sophomores, juniors and seniors) for competition. In 1936, the Women's Athletic Association was organized by the University to encourage athletic competition among women. Comprised of one member of each sorority, dormitory and independent group on campus, the WAA sponsored tournaments for sorority and non-sorority groups as they competed for the Carolina Championship Cup in basketball, tennis and volleyball. These WAA competitions were the beginning of the intramural programs that South Carolina still offers today.

In the 1940s and 1950s, the women's basketball teams were allowed to organize into teams by themselves and after the championships were awarded, the WAA gave public exhibitions in all of the University's Co-Ed sports of basketball, swimming and volleyball. Several sports such as fencing, rifle, archery, badminton, bowling, softball and horseback riding were also added to the instructional activities list during this decade.

In 1953, the WAA attracted a large membership of women and the Association adopted a "Points System." Similar to a "letterman's club," women were awarded Block C's and stars for their athletic achievements. The intramural basketball continued into the 1960s, and women began to take their basketball, and participating in sports, more seriously.



The 1925 South Carolina women's basketball team

The Basis for Today

There have been many moments of success throughout South Carolina women's basketball history. The Gamecocks have won 57.1 percent of their games, a composite 647-487 record over the past 37 seasons, claimed five Metro Conference regular-season championships and three Metro Tournament titles. They have participated in nine NCAA Tournaments, including an Elite Eight appearance in 2002 and three other Sweet 16 appearances, and have captured one Women's NIT Championship.

The program has grown from affiliation with the Association of Intercollegiate Athletics for Women (AIAW) to equal membership with the varsity men's programs in the National Collegiate Athletic Association (NCAA).

Women's basketball began competing as a club team in 1967, without a budget or uniforms, facing other college club squads across South Carolina. In 1970, the basketball team (and the volleyball club team) was placed under the Student Affairs Division of the Physical Education department with a small budget. Subsequently, new club teams were added; gymnastics and tennis in 1968; softball in 1971 and swimming in 1972.

In 1973, the women's basketball club team appeared in the Carolina Coliseum for the first time with two games scheduled as preliminaries to men's games. The doubleheader games were a big success with the fans. The South Carolina team was so competitive that the South Carolina Athletics Department took the women's club team under its wing.

Starting in January of 1974, the self-appointed "Carolina Chicks" became a varsity sport at South Carolina with a newly created position, Associate Director of Athletics for Women to lead the way. Selected to head up this new division Helen Timmermans, a professor in South Carolina's School of Health and Physical Education, was selected to head up this new division.

In addition to her administrative role, Timmermans also served as the University's gymnastics coach for the first six seasons of that program's existence. The new Women's Athletics Director had a budget of \$41,000 to spend on her seven varsity sports (basketball, golf, gymnastics, softball, swimming, tennis and volleyball).

When looking for the first basketball coach, Timmermans named the highly successful club coach, Pam Backhaus, for the inaugural position. A member of the Kansas State women's varsity team during her college years, Backhaus was a member of the South Carolina faculty in addition to her coaching duties. Peggy Harden, who had played at South Carolina in the previous four years, assisted Backhaus.

In January 1974, the Carolina Chicks took to the court as official members of the South Carolina Athletics Department. The team finished its inaugural season as State Champions with a 15-7 mark and advanced into the AIAW Regional Playoffs.

During South Carolina's 1974-75 season, the team continued its winning ways under Backhaus with a 18-12 mark, a fourth-place finish in the state tournament and a spot in the AIAW Regional Playoffs. The women's program also enjoyed a boost in the yearly budget up to \$69,000 but lost golf as one of its seven varsity teams.

One of the biggest achievements for the women's athletic program in the 1974-75 season was the designation of the first woman athletic trainer in the state of South Carolina. Cheryl Hitchings, who was working on her master's degree at Carolina, was named as the athletic trainer for all of the women's teams.

The South Carolina basketball team weathered a few changes in 1975-76. Frankie Porter came on board as the head coach, and more importantly, the first scholarships for female student-athletes were awarded during the 1975-76 academic year.

Three women's basketball players were among the 18 women who received scholarship aid for their athletic achievements: Charlene DuBose, Denise Nanney and Martha Suber.

In 1977, Pam Parsons took over the position as the Women's Athletics Director. Under her guidance, the Carolina Chicks would continue their success on the court and change their nickname to the Lady Gamecocks.

In the 1970's, the South Carolina basketball program was led by Katrina Anderson, Nanney, DuBose, Joyce Gilbert, Maureen McCauley and Suber.

The Gamecocks continued their winning ways throughout the 1970's as

SOUTH CAROLINA BASKETBALL HISTORY



Brantley Southers, Sharon Gilmore (back), Mindy Ballou and Laura Glass celebrate the 1986 Metro Conference Tournament title, the first of three for the Gamecocks.

they put together a 96-59 record, advanced to AIAW Regional Playoffs four consecutive years (1978-81) and won the 1980 regional, defeating Southern California and Northwestern.

After being eliminated from the AIAW Tournament in 1979, South Carolina won the National Women's Invitational Tournament in Amarillo, Texas, with wins over California, Oregon and Drake. The Gamecocks advanced to the Final Four in 1980 before losing to Tennessee in the semifinals and then defeated Louisiana Tech in the consolation game to claim third place.

The Gamecock basketball program advanced from competing as an independent school to membership in the Metro Conference in 1983-84. The team enjoyed eight years as one of the most dominating teams in the eight-team Metro Conference and won 167 games with only 81 defeats. South Carolina captured the Metro regular-season championship in 1986, 1988, 1989, 1990 and 1991 and also won the Metro Tournament championship in 1986, 1988 and 1990. South Carolina advanced to the Metro Tournament finals three other times.

During their tenure in the Metro Conference, the Gamecocks garnered many awards. Three players were named Metro Conference Player of the Year and Metro Tournament MVP during the 1980's; Brantley Southers 1985-86, Martha Parker 1987-88 and 1988-89 and Beth Hunt 1989-90. Head coach Nancy Wilson earned Coach of the Year honors in 1984-85 and 1990-91, while Martha Parker and Schonna Banner received back-to-back Newcomer of the Year awards in 1985-86 and 1986-87, respectively.

The Gamecocks have had seven head coaches during their existence; Pam Backhaus, 1974-75 and 1976-77; Frankie Porter, 1975-76; Pam Parsons, 1977-82; Terry Kelly, 1982-84; Nancy Wilson, 1985-1997; Susan Walvius, 1997-2008 and current head coach Dawn Staley, who took over on May 10, 2008. Terry Kelly is the only male to have served as a Gamecock head coach.

Nancy Wilson, whose 227-152 record in 13 seasons accounts for Carolina records in both total wins and longevity, led the team to all of its Metro Conference championships. Pam Parsons, 101-43 had the best winning percentage at .701.

While many Gamecock teams have been ranked in either the Associated Press or ESPN/USA Today Polls, 10 South Carolina squads have finished among the nation's top 25 in season-ending polls. South Carolina's 1980 AIAW Final Four and WNIT championship team, which compiled a 30-6 record, was ranked fifth in the final poll.

The 2001-02 Gamecock squad, which advanced into the Elite Eight of the NCAA Tournament, finished its season ranked at number six by the ESPN/USA Today poll. After defeating Duke on November 25, 2001, the Gamecocks joined the Associated Press poll for the first South Carolina national ranking in 11 years. That team went on to earn Carolina's first top-10 ranking in 20 years.

Since becoming affiliated with the NCAA in 1981-82, the Gamecocks have qualified for the NCAA Tournament nine times, playing in regionals in 1982,

1986, 1988, 1989, 1990, 1991, 2002, 2003 and 2012. In 2001-02, the team advanced into the Elite Eight before losing the East Region Final to Duke.

On three other occasions, South Carolina advanced to the NCAA Tournament Sweet 16. In 1982, the third-seeded Gamecocks swept through the Midwest Region before running into No. 2 Kentucky in the semifinals.

In 1990, the fifth-seeded Gamecocks enjoyed success in the Midwest Region before being eliminated by top-seed Washington in the semifinals.

In their most-recent trip to the Sweet 16 in 2012, the Gamecocks were the fifth seed in the Fresno Region and dispatched Eastern Michigan and fourth-seeded Purdue in West Lafayette, Ind.

The SEC Era

In 1991, South Carolina joined the Southeastern Conference, the toughest women's basketball conference in the country. The team struggled in early years, but the Gamecocks thrived in the start of each of the last two decades under two different head coaches. In fact, South Carolina has amassed 38 of its 101 total league wins during the last five seasons with Staley at the helm.

In 2000-01 under Walvius, South Carolina placed two players on the All-SEC second team with juniors Shaunzinski Gortman and Geter receiving the honors in 2000-01. It was the sixth time that a South Carolina player had been named to the SEC's postseason squad.

During the 2001-02 season, the Gamecocks made their last year in the Carolina Coliseum a memorable one as the team put together one of the most successful seasons in South Carolina basketball history.

The Gamecocks reminded fans of earlier South Carolina women's basketball teams with a 25-7 record, a national ranking and the first NCAA Tournament appearance in 11 years. South Carolina advanced to the Elite Eight for the first time in school history and came tantalizingly close to advancing to the Final Four. In the final ESPN/USA Today poll, South Carolina was ranked number six in the country.

The team compiled an all-time best 17-1 record in the Carolina Coliseum to conclude its 28-year homecourt run with a 216-88 mark and a .710 winning percentage. On January 17, 2002, South Carolina sold out the Carolina Coliseum (12,401 tickets) for the SEC contest against Tennessee. With 12,168 fans in attendance, it was the largest basketball crowd in the Coliseum all year, men or women.

Walvius earned SEC Coach of the Year honors and was named WBCA/Russell Athletic District 3 Coach of the Year. She was also a finalist for the Naismith College Basketball Coach of the Year award.

Gortman and Jocelyn Penn were both first-team All-SEC selections, marking the first two-player honor in South Carolina history. Gortman also was named to the honorable mention All-America squad. In April of 2002, Gortman was the first SEC player selected in the WNBA Draft as the Charlotte Sting made her the ninth overall pick.

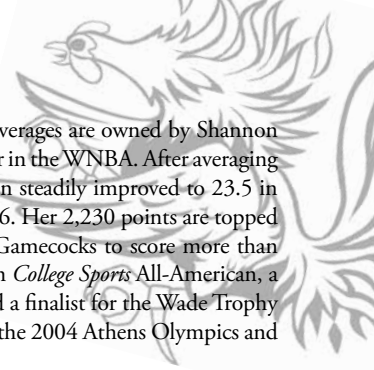
In 2002-03, the Gamecocks enjoyed another stellar season by compiling a 23-8 overall record and finished fifth in the SEC in the team's first year in the Colonial Center. Opening the season with a thrilling victory over Clemson in front of 17,712 fans, the Gamecocks reached the 20-win plateau for the second-consecutive season, finished fifth in the SEC and garnered another invitation to the NCAA Tournament. Rising as high as 12th in the polls, South Carolina ended the season ranked 18th in the ESPN/USA Today Coaches' poll and 16th in the AP poll.

Penn became one of only four South Carolina women to score 1,500+ points, grab 500+ rebounds and make 200+ steals in a career. She moved up to fourth on the all-time Gamecock scoring list and 27th in SEC history with 1,939 points. For her efforts, Penn was a unanimous first-team All-SEC selection by the coaches and AP and was named to the AP All-America second team.

Petra Ujhelyi made her mark on the boards in 2002-03 as she led the SEC in rebounding the entire season with 9.3 boards per game. The senior also set a South Carolina record with 198 defensive rebounds during her senior year.

Penn and Ujhelyi were high picks in the 2003 WNBA Draft as the addition of the duo brought South Carolina's number of women playing professional basketball up to four.

SOUTH CAROLINA BASKETBALL HISTORY



The Gamecocks have enjoyed a another resurgence among the SEC's upper echelon. Under Staley, South Carolina's 2011-12 squad matched the 2001-02 team's marks of 10 SEC wins and 25 total victories. The Gamecocks went on to top their SEC record for wins with 11 in 2012-13, matching the previous season's 25 wins. South Carolina finished tied for fourth in the league standings both seasons after taking a share of fifth place in 2010-11.

Several of Staley's charges made names for themselves within the league as well. Three Gamecocks received All-SEC honors from the coaches in 2012 – Markeshia Grant, La'Keisha Sutton and Ieasia Walker – the first time in program history the coaches honored so many from the team. Walker went on to earn the program's first player of the year selection from the league's coaches in 2012-13 when she was tabbed the SEC Defensive Player of the Year. In addition to her first-team All-SEC selection, Ashley Bruner and Aleighsa Welch earned second-team honors to give the Gamecocks three total selections for the second consecutive season.

South Carolina's History Makers

Over the years, 28 South Carolina players have scored more than 1,000 points in their career, which ranks second in the Southeastern Conference. The first member of the exclusive club was Denise Nanney, whose career began in the club team era, 1973, and ended with the 1976-77 season. A pioneer in women's collegiate basketball, Nanney accumulated 1,388 points in her three seasons of varsity play and is still 13th on the all-time list. She also had a school-record 24 rebounds in one game. In the Staley era, two Gamecocks have reached the 1,000-point plateau.

Most recently, Ieasia Walker joined the 1,000-point club, becoming just the third in the group to also amass at least 250 career assists and 250 career steals. In her four-year career, she was a three-time All-SEC selection, just the second Gamecock to earn that many nods from that league, and became the program's first player of the year selection by the coaches, who tabbed her the 2013 SEC Defensive Player of the Year. Walker is among the program's top 10 in 10 different career categories.

The first of Staley's Gamecocks to crack the list was La'Keisha Sutton, who finished her career in 2012 with 1,299 points. She is one of just 11 Gamecocks in the 1,000-point club to also hand out at least 300 assists.

Before Lauren Simms joined the ranks in 2007, a trio of members of the 2001-02 team – Shaunzinski Gortman, Jocelyn Penn and Cristina Ciocan – also reached the milestone. Gortman finished her four-year career as the 13th all-time leading scorer in South Carolina history with 1,367 points. With her 566 rebounds, Gortman is also one of only 16 women's basketball players at South Carolina to score 1,000+ points and grab 500+ rebounds.

Penn joined the list of greats during her junior year (2001-02). During her senior season, Penn broke South Carolina's single-game scoring record with 51 points against Stetson. The Conyers, Ga., native moved up to fourth place on the list of Gamecock scoring leaders with 1,939 points during her career. Penn also became the SEC and South Carolina's career leader in steals with 359.

Ciocan, who re-wrote South Carolina's assists records, finished her career in 2004 with 1,013 points.

South Carolina's all-time leading scorer, and perhaps greatest player, was Sheila Foster, a 6-foot-1 center who, like Nanney, was from Spartanburg. Foster (1978-82) scored 2,266 points in 134 career games and claimed a school-record 1,427 rebounds. She was a second team All-America choice by *Women's Basketball News Service* in 1982, a two-time finalist for the Wade Trophy, which is awarded to the nation's best woman basketball player, and played several years of professional basketball in Europe. Foster still holds the top spots in career scoring, rebounding and games played.

Katrina Anderson was South Carolina's first women's basketball All-American. She played two seasons at Anderson Junior College before enrolling at South Carolina, where she won All-America honors in both 1978 and 1979.

Beth Hunt, a 6-foot-2 forward from Garden City, has the highest career scoring average for the Gamecocks. She first attended the University of Maryland where she was ACC Freshman of the Year. At South Carolina, she averaged 19.7 points per game in 1988-89 and 22.7 in 1989-90 but skipped her senior season to play professional basketball in Europe.

The three of the four highest single-season averages are owned by Shannon Johnson, who went on to enjoy an 11-year career in the WNBA. After averaging just 9.6 points per game as a freshman, Johnson steadily improved to 23.5 in 1993-94, 23.9 in 1994-95, and 24.7 in 1995-96. Her 2,230 points are topped only by Foster's 2,266, and they are the only Gamecocks to score more than 2,000 career points. Johnson was a second-team *College Sports* All-American, a third-team selection by the Associated Press and a finalist for the Wade Trophy in 1996. She played on the gold medal team in the 2004 Athens Olympics and in the 1983 USA Olympic Festival.

One of the best all-around athletes to play for South Carolina in the late 1990's was Annie Lester (1996-2000). Playing just about every position for South Carolina, she often faced much taller opponents in the paint but was still a dominant rebounder. A versatile athlete, Lester finished her four-year career in the top 15 in many categories, including scoring (1,488 points, 12th), rebounds (785, 10th) and steals (215, 6th).

Well-known to South Carolina fans, Lester quickly made news in the SEC as she became the first Gamecock named to the All-SEC Freshman Team in 1996. As a sophomore, Lester was named to the All-SEC Second Team after leading South Carolina in scoring, rebounding, steals and free throw percentage. During her third season, she passed the 1,000-point plateau and the 500-rebound mark. As a senior, she helped pave the way for her younger sister, Jocelyn Penn, as they became one of only three sister tandems to play at the same time at South Carolina.

South Carolina's Retired Jerseys



Sheila Foster #53

Years Played: 1979-82

Career Points: 2,266 (16.9 ppg)

Career Rebounds: 1,427 (10.6 rpg)

Career Field Goal Percentage: .540 (924-1,712)

Noting Foster

- Program's all-time leading scorer and rebounder
- University of South Carolina Hall of Fame inductee
- Led the team to the 1979 NWIT Championship
- Led the Gamecocks to a 30-6 record in 1980, the only 30-win season in school history
- Wade Trophy Finalist and All-American in 1980-81 and 1981-82



Shannon Johnson #14

Years Played: 1993-96

Career Points: 2,230 (20.5 ppg)

Career Rebounds: 597 (5.5 rpg)

Career Assists: 467 (4.3 apg)

Noting Johnson

- Only player in school history to average 20+ points in three separate seasons
- University of South Carolina Hall of Fame inductee
- 1996 All-American and Wade Trophy finalist
- Led South Carolina to winning seasons in three of her four seasons



Martha Parker #13

Years Played: 1986-89

Career Points: 1,728 (13.9 ppg)

Career Rebounds: 728 (5.9 rpg)

Career Assists: 543 (4.4 apg)

Noting Parker

- University of South Carolina Hall of Fame inductee
- All-American in 1987-88 and 1988-89

NCAA TOURNAMENT HISTORY

1982 • No. 3 in Midwest Region • Sweet 16 • Head Coach: Terry Kelly • Final record: 23-8 overall

Date	Opponent	Result	Score	Site	SC Points	SC Rebs.	Opp. Points	Opp. Rebs.
3/14	No. 6 East Carolina	W	79-54	Columbia, S.C.	30-Southers	19-Southers, Foster	14-Denkler	9-Chaney
3/18	vs. No. 2 Kentucky	L	69-73	Ruston, La.	23-Foster	19-Foster	29-Still	13-Still

1986 • No. 7 Seed in Mideast Region • First Round • Head Coach: Nancy Wilson • Final record: 19-11 overall; 9-1 Metro

Date	Opponent	Result	Score	Site	SC Points	SC Rebs.	Opp. Points	Opp. Rebs.
3/12	No. 10 Middle Tenn. St.	L	77-78 (OT)	Columbia, S.C.	24-Southers	18-Gilmore	20-Willbanks	11-Willbanks

1988 • No. 8 Seed in Midwest Region • Second Round • Head Coach: Nancy Wilson • Final record: 23-11 overall; 10-2 Metro

Date	Opponent	Result	Score	Site	SC Points	SC Rebs.	Opp. Points	Opp. Rebs.
3/16	No. 9 Alabama	W	77-63	Columbia, S.C.	21-Middleton	11-Parker	22-Vaughn	12-Heard
3/20	at No. 1 Texas	L	58-77	Austin, Texas	15-Parker	10-Hawkins	19-Wimbish	9-Conwell

1989 • No. 6 Seed in Midwest Region • First Round • Head Coach: Nancy Wilson • Final record: 23-7 overall; 10-2 Metro

Date	Opponent	Result	Score	Site	SC Points	SC Rebs.	Opp. Points	Opp. Rebs.
3/15	No. 11 Tenn. Tech	L	73-77	Columbia, S.C.	31-Hunt	12-Hunt	23-Brown	12-Clayton

1990 • No. 5 Seed in Mideast Region • Sweet 16 • Head Coach: Nancy Wilson • Final record: 24-9 overall; 13-1 Metro

Date	Opponent	Result	Score	Site	SC Points	SC Rebs.	Opp. Points	Opp. Rebs.
3/14	No. 12 Bowling Green	W	93-50	Columbia, S.C.	22-Middleton	11-Hunt	15-Thompson	7-Bonner
3/17	at No. 4 Northwestern	W	76-67	Evanston, Ill.	21-Middleton	15-Banner	19-Savage	7-Savage, Kennelly
3/22	vs. No. 1 Washington	L	61-73	Iowa City, Iowa	20-Hunt	10-Hunt	17-Deden	10-Deden

1991 • No. 7 Seed in Mideast Region • First Round • Head Coach: Nancy Wilson • Final record: 22-9 overall; 12-2 Metro

Date	Opponent	Result	Score	Site	SC Points	SC Rebs.	Opp. Points	Opp. Rebs.
3/13	at No. 10 Vanderbilt	L	64-73	Nashville, Tenn.	27-Williams	14-Williams	24-Scholtns	16-Scholtns

2002 • No. 3 Seed in East Region • Elite Eight • Head Coach: Susan Walvius • Final record: 25-7 overall; 10-4 SEC

Date	Opponent	Result	Score	Site	SC Points	SC Rebs.	Opp. Points	Opp. Rebs.
3/16	No. 14 Liberty	W	69-61	Columbia, S.C.	19-Ujhelyi	14-Penn	19-Walker	9-Foreid
3/18	No. 6 Cincinnati	W	75-56	Columbia, S.C.	21-Geter	10-Geter	13-Sharp, King	8-Wilder
3/23	vs. No. 7 Drake	W	79-65	Raleigh, N.C.	19-Penn, Gortman	8-Penn	20-Bennett	8-Anderson
3/25	vs. No. 1 Duke	L	68-77	Raleigh, N.C.	17-Gortman	9-Penn	24-Beard	7-Beard, Tillis

2003 • No. 5 Seed in East Region • Second Round • Head Coach: Susan Walvius • Final record: 23-8 overall; 9-5 SEC

Date	Opponent	Result	Score	Site	SC Points	SC Rebs.	Opp. Points	Opp. Rebs.
3/23	vs. No. 12 Chattanooga	W	68-54	University Park, Pa.	18-Ciocan	14-Ujhelyi	18-Warfield	7-Patton
3/25	at No. 4 Penn State	L	67-77	University Park, Pa.	21-Penn	9-Penn	27-Mazzante	4-Joseph, Wright

2012 • No. 5 Seed in Fresno Region • Sweet 16 • Head Coach: Dawn Staley • Final record: 25-10 overall; 10-6 SEC

Date	Opponent	Result	Score	Site	SC Points	SC Rebs.	Opp. Points	Opp. Rebs.
3/17	vs. No. 12 E. Michigan	W	80-48	W. Lafayette, Ind.	12-Grant	7-Bruner	14-Redditt	12-Watkins
3/19	at No. 4 Purdue	W	72-61	W. Lafayette, Ind.	21-Grant	8-Welch	15-Houser	13-Ostarello
3/25	vs. No. 1 Stanford	L	60-76	Fresno, Calif.	18-Sutton	12-Welch	39-N. Ogwumike	10-Ogwumike, Ogwumike

2013 • No. 4 Seed in Norfolk Region • Second Round • Head Coach: Dawn Staley • Final record: 25-8 overall; 11-5 SEC

Date	Opponent	Result	Score	Site	SC Points	SC Rebs.	Opp. Points	Opp. Rebs.
3/23	vs. No. 13 S. Dakota State	W	74-52	Boulder, Colo.	15-Bruner, Walker	11-Bruner	15-Eide	4-Boever, Dietel, Lingle
3/25	vs. No. 12 Kansas	L	69-75	Boulder, Colo.	16-Bruner, Welch	12-Bruner	27-Engelman	12-Gardner

Tournament Field: 32 teams 1982, 1984-85; 40 teams 1983, 1986-88; 48 teams 1989-93; 64 teams 1994-present
Opponents listed with regional seed, not national ranking

SEC TOURNAMENT HISTORY

1992 • No. 12 Seed • First Round • Albany, Ga.

3/6 No. 4 Vanderbilt L 47-58

1993 • No. 7 Seed • First Round • Chattanooga, Tenn.

3/5 No. 10 Mississippi L 57-59

1994 • No. 10 Seed • First Round • Chattanooga, Tenn.

3/4 No. 7 Kentucky L 80-83

1995 • No. 10 Seed • First Round • Chattanooga, Tenn.

3/3 No. 4 Arkansas L 70-80

1996 • No. 11 Seed • First Round • Chattanooga, Tenn.

3/1 No. 6 Florida L 48-65

1997 • No. 12 Seed • First Round • Chattanooga, Tenn.

2/28 No. 5 Tennessee L 48-75

1998 • No. 11 Seed • Second Round • Columbus, Ga.

2/26 No. 6 LSU W 76-61

2/27 No. 3 Alabama L 72-92

1999 • No. 12 Seed • First Round • Chattanooga, Tenn.

2/25 No. 5 Alabama L 71-82

2000 • No. 11 Seed • First Round • Chattanooga, Tenn.

3/2 No. 6 Vanderbilt L 58-80

2001 • No. 6 Seed • First Round • Memphis, Tenn.

3/1 No. 11 Mississippi L 68-75

2002 • No. 2 Seed • Second Round • Nashville, Tenn.

3/1 No. 7 Arkansas L 61-79

2003 • No. 5 Seed • Second Round • Little Rock, Ark.

3/6 No. 12 Mississippi W 79-64

3/7 No. 4 Mississippi State L 75-79

2004 • No. 12 Seed • First Round • Nashville, Tenn.

3/6 No. 5 Georgia L 42-73

2005 • No. 12 Seed • First Round • Greenville, S.C.

3/3 No. 5 Mississippi L 50-53

2006 • No. 7 Seed • First Round • Little Rock, Ark.

3/2/ No. 10 Auburn L 48-64

2007 • No. 8 Seed • Second Round • Duluth, Ga.

3/1 No. 9 Auburn W 65-63

3/2 No. 1 Tennessee L 63-81

2008 • No. 10 Seed • First Round • Nashville, Tenn.

3/6 No. 7 Florida L 57-71

2009 • No. 11 Seed • First Round • N. Little Rock, Ark.

3/5 No. 6 Mississippi State L 39-49

2010 • No. 8 Seed • First Round • Duluth, Ga.

3/5 No. 9 Mississippi L 63-64

2011 • No. 5 Seed • Second Round • Nashville, Tenn.

3/3 No. 12 Ole Miss W 62-50

3/4 No. 4 Georgia L 34-66

2012 • No. 6 Seed • Semifinals • Nashville, Tenn.

3/1 No. 11 Alabama W 57-38

3/2 No. 3 Georgia W 59-55

3/3 No. 2 Tennessee L 58-74

2013 • No. 5 Seed • Quarterfinals • Duluth, Ga.

3/7 No. 13 Alabama W 77-35

3/8 No. 4 Texas A&M L 52-61

Opponents listed with tournament seed, not national ranking

Introduction

Staff

Players

12-13 Review

Records

History

The University

SEC Tournament Series History

Alabama (2-2)

2/27/98 L 72-92
2/25/99 L 71-82
3/1/12 W 57-38
3/7/12 W 77-35

Arkansas (0-2)

3/3/95 L 70-80
3/1/02 L 61-79

Auburn (1-1)

3/2/06 L 48-64
3/1/07 W 65-63

Florida (0-2)

3/1/96 L 48-65
3/6/08 L 57-71

Georgia (1-2)

3/6/04 L 42-73
3/4/11 L 34-66
3/2/12 W 59-55

Kentucky (0-1)

3/25/02 L 68-77

LSU (1-0)

2/26/98 W 76-61

Ole Miss (2-4)

3/5/93 L 57-59
3/1/01 L 68-75
3/6/03 W 79-64
3/3/05 L 50-53
3/4/10 L 63-64
3/3/11 W 62-50

Mississippi State (0-2)

3/7/03 L 75-79
3/5/09 L 39-49

Tennessee (0-3)

2/28/97 L 45-78
3/2/07 L 63-81
3/3/12 L 58-74

Texas A&M (0-1)

3/8/13 L 52-61

Vanderbilt (0-2)

3/6/92 L 47-58
3/2/00 L 58-80

OTHER POSTSEASON TOURNAMENT HISTORY

Women's NIT

2005-06 (Cincinnati, Ohio)

3/17 Xavier L 65-70 (OT)

2006-07 (Columbia, S.C.)

3/18 Hartford W 81-40

3/21 Hofstra L 59-64

First-Round Bye

2007-08 (Columbia, S.C./Raleigh, N.C.)

3/21 North Carolina A&T W 102-74

3/24 at NC State L 69-72

2010-11 (Columbia, S.C.)

3/16 Appalachian State W 67-54

3/20 Charlott L 57-69

National Women's Invitational Tournament

1978-79 (Amarillo, Texas)

1979 NWIT CHAMPIONS

3/15 California W 62-51

3/16 Oregon W 84-63

3/17 Drake W 74-71

AIAW Tournament

1977-78 Playoffs (Aiken, S.C.)

3/2 College of Charleston W 84-80

1977-78 Region 2 Tournament (Chapel Hill, N.C.)

3/9 NC State L 77-52

3/10 Memphis W 82-80

3/11 East Carolina W 77-70

1978-79 Region 2 Tournament (Knoxville, Tenn.)

3/8 Morehead State W 70-64

3/9 Tennessee L 76-64

3/11 NC State L 67-64

1979-80 Region 2 Tournament (Columbia, S.C.)

3/12 Southern California W 70-60

3/16 Northwestern L 61-54

3/17 Stephen F. Austin W 63-56

3/21 Tennessee L 75-72

3/23 Louisiana Tech W 77-69

(Defeated Louisiana Tech in the consolation game for third place.)

1980-81 Region 2 Tournament (Clemson, S.C.)

3/10 Clemson W 81-64

1980-81 Region 2 Tournament (Norfolk, Va.)

3/13 Old Dominion L 73-71

3/14 Kentucky L 87-69

SCAIAW Tournament

1976-77 State Tournament

3/3 Erskine W 73-71

3/4 Francis Marion L 65-61

1977-78 State Tournament (Clemson, S.C.)

2/23 Benedict W 74-44

2/24 Francis Marion W 68-64 (OT)

2/25 College of Charleston W 85-81

1978-79 Championship (Spartanburg, S.C.)

3/7 Clemson W 75-74

1979-80 Championship (Florence, S.C.)

3/1 Clemson W 89-55

Metro Conference Tournament

1983-84 • Cincinnati, Ohio

3/5 Tulane W 74-64

3/6 Memphis W 64-60

3/7 Virginia Tech L 89-76

1984-85 • Hattiesburg, Miss.

3/3 Tulane W 76-66

3/4 Southern Miss L 87-81

1985-86 • Columbia, S.C.

1986 METRO CHAMPIONS (Regular Season & Tournament)

3/2 Virginia Tech W 67-54

3/3 Cincinnati W 67-48

1986-87 • Blacksburg, Va.

3/5 Cincinnati W 77-46

3/6 Virginia Tech W 59-55

3/7 Southern Miss L 68-66

1987-88 • Tallahassee, Fla

1988 METRO CHAMPIONS (Regular Season & Tournament)

3/11 Southern Miss W (OT) 86-77

3/12 Memphis W 81-70

1988-89 • Memphis, Tenn.

1989 METRO CHAMPIONS (Regular Season & Tournament)

3/10 Cincinnati W 63-60

3/11 Southern Miss W 92-65

1989-90 • Cincinnati, Ohio

1990 METRO CHAMPIONS (Regular Season)

3/8 Tulane W 71-62

3/9 Louisville W 80-60

3/10 Southern Miss L (2OT) 95-88

1990-91 • Louisville, Ky.

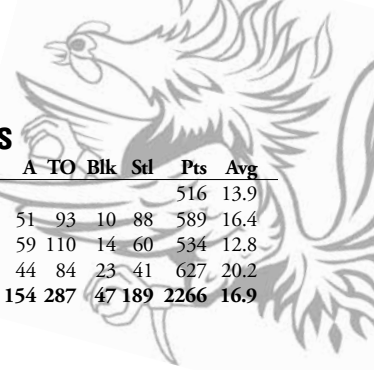
1991 METRO CHAMPIONS (Regular Season)

3/4 Tulane W 80-44

3/5 Southern Miss W 70-59

3/6 Florida State L 54-53

1,000-POINT SCORERS



Introduction



Sheila Foster • Center • Spartanburg, S.C. • 2,266 Career Points

GP	GS	Min	Avg	FG	FGA	Pct	3FG	FGA	Pct	FT	FTA	Pct	Off	Def	Tot	Avg	PF	FO	A	TO	Blk	Stl	Pts	Avg
1978-79	37			216	432	.500				84	128	.656			329	8.9							516	13.9
1979-80	36			245	452	.542				99	140	.707			379	10.5	72	1	51	93	10	88	589	16.4
1980-81	30	30	1124	37.5	211	396	.533			112	381	.294			381	12.7	48	0	59	110	14	60	534	12.8
1981-82	31	31	1175	37.9	252	432	.583			123	175	.703			338	10.9	62	0	44	84	23	41	627	20.2
Career	134	61	2299		924	1712	.540			418	824	.507			1427	10.6	182	1	154	287	47	189	2266	16.9

Staff



Shannon Johnson • Guard • Hartsville, S.C. • 2,230 Career Points

GP	GS	Min	Avg	FG	FGA	Pct	3FG	FGA	Pct	FT	FTA	Pct	Off	Def	Tot	Avg	PF	FO	A	TO	Blk	Stl	Pts	Avg	
1992-93	27	27	715	26.5	89	212	.420	18	50	.360	63	87	.724	30	68	98	3.6	81	3	83	131	4	65	259	9.6
1993-94	27	27	834	3.9	231	506	.457	44	111	.396	128	186	.688	65	95	160	5.9	95	1	133	117	17	64	634	23.5
1994-95	27	27	973	36.0	214	497	.431	64	182	.352	154	227	.678	62	110	172	6.4	91	4	138	99	18	57	646	23.9
1995-96	28	27	973	34.8	238	544	.438	82	202	.406	133	179	.743	44	123	167	6.0	86	1	113	104	20	74	691	24.7
Career	109	108	3495	32.1	772	1759	.439	208	545	.382	478	679	.704	201	396	597	5.5	353	9	467	451	59	260	2230	20.5

Players



Brantley Southers • Forward • Columbia, S.C. • 1,982 Career Points

GP	GS	Min	Avg	FG	FGA	Pct	3FG	FGA	Pct	FT	FTA	Pct	Off	Def	Tot	Avg	PF	FO	A	TO	Blk	Stl	Pts	Avg
1981-82	31	16	828	26.7	142	273	.520			48	66	.727			172	5.5	58	1	34	12	23	45	332	10.7
1982-83	1	0	1	0.1	1	3	.333			0	0	—			2	2.0	1	0	0	1	0	0	2	2.0
1983-84	30	30	1008	33.6	239	460	.520			73	88	.830			240	8.0	78	2	0	82	0	0	551	18.4
1984-85	28	28	988	35.3	211	459	.460			60	78	.769			192	6.9	72	0	63	85	14	45	482	17.2
1985-86	30	29	1062	35.4	266	573	.464			83	97	.856			256	8.5	83	1	99	93	12	63	615	20.5
Career	120	103	3886	32.4	859	1768	.486			264	329	.802			862	7.2	292	4	196	273	49	153	1982	16.5

12-13 Review



Jocelyn Penn • Forward • Conyers, Ga. • 1,939 Career Points

GP	GS	Min	Avg	FG	FGA	Pct	3FG	FGA	Pct	FT	FTA	Pct	Off	Def	Tot	Avg	PF	FO	A	TO	Blk	Stl	Pts	Avg	
1998-99	27	13	685	25.4	130	247	.526	0	0	—	91	132	.689	81	94	175	6.5	84	1	41	62	2	79	351	13.0
1999-00	28	15	721	25.8	127	230	.552	0	1	.000	93	138	.674	70	101	171	6.1	75	1	64	105	4	74	347	12.4
2000-01	DNP																								
2001-02	32	31	991	31.0	218	351	.621	0	0	—	89	140	.636	94	121	214	6.7	83	3	53	74	2	94	525	16.4
2002-03	30	30	1088	36.3	282	449	.628	14	37	.378	138	194	.711	100	142	242	8.1	91	3	58	107	1	112	716	23.9
Career	117	89	3485	29.8	757	1277	.593	14	38	.368	411	604	.680	345	458	802	6.9	333	8	216	348	9	359	1939	16.6

Records



Schonna Banner • Center • Lenoir, N.C. • 1,791 Career Points

GP	GS	Min	Avg	FG	FGA	Pct	3FG	FGA	Pct	FT	FTA	Pct	Off	Def	Tot	Avg	PF	FO	A	TO	Blk	Stl	Pts	Avg	
1986-87	29	19	864	29.8	183	350	.523			68	94	.723			182	6.3	81	2	11	52	17	23	434	15.0	
1987-88	33	31	996	30.2	219	415	.528	0	0	—	67	105	.638	79	161	240	7.3	94	3	19	39	32	36	505	15.3
1988-89	30	30	891	29.7	192	344	.558	0	0	—	51	80	.638	71	154	225	7.5	89	3	23	44	29	39	435	14.5
1989-90	33	33	1051	31.8	181	317	.571	0	0	—	55	82	.671	80	174	254	7.7	90	1	35	48	25	36	417	12.6
Career	125	113	3802	30.4	775	1426	.543	0	0	—	241	361	.668	230	489	901	7.2	354	9	88	183	103	134	1791	14.3

History



Martha Parker • Forward • Columbia, S.C. • 1,728 Career Points

GP	GS	Min	Avg	FG	FGA	Pct	3FG	FGA	Pct	FT	FTA	Pct	Off	Def	Tot	Avg	PF	FO	A	TO	Blk	Stl	Pts	Avg	
1985-86	30	29	1119	37.3	108	224	.482			77	100	.770			141	4.7	78	0	162	95	5	77	293	9.8	
1986-87	30	30	1122	37.4	173	339	.510			120	160	.750			172	5.7	85	5	104	116	8	76	466	15.5	
1987-88	34	33	1172	34.5	202	359	.563	2	5	.400	157	231	.680	83	160	243	7.1	101	5	131	103	8	58	563	16.6
1988-89	30	30	1043	34.8	143	255	.561	1	5	.200	119	150	.793	50	122	172	5.7	96	1	146	88	0	73	406	13.5
Career	124	122	4456	35.9	626	1177	.532	3	10	.300	473	641	.738	133	282	728	5.9	360	11	543	402	21	284	1728	13.9

The University



Karen Middleton • Guard • 5-10 • McBee, S.C. • 1,714 Career Points

GP	GS	Min	Avg	FG	FGA	Pct	3FG	FGA	Pct	FT	FTA	Pct	Off	Def	Tot	Avg	PF	FO	A	TO	Blk	Stl	Pts	Avg	
1987-88	34	27	930	27.4	157	370	.424	75	173	.434	19	27	.704	23	57	80	2.4	39	0	92	49	2	25	408	12.0
1988-89	30	3	810	27.0	131	283	.463	51	112	.455	12	19	.632	18	51	69	2.3	33	0	90	53	6	32	325	10.8
1989-90	33	33	1139	34.5	163	327	.498	76	162	.469	35	49	.714	36	112	148	4.5	63	2	105	70	2	42	437	13.2
1990-91	31	31	1134	36.6	187	437	.428	115	265	.434	55	67	.821	50	97	147	4.7	56	0	122	85	1	52	544	17.5
Career	128	94	4013	31.4	638	1417	.450	317	712	.445	121	162	.747	127	317	444	3.5	191	2	409	257	11	151	1714	13.4

1,000-POINT SCORERS




Evelyn Johnson • Guard • Lansing, Mich. • 1,620 Career Points

	GP	GS	Min	Avg	FG	FGA	Pct	3FG	FGA	Pct	FT	FTA	Pct	Off	Def	Tot	Avg	PF	FO	A	TO	Blk	Stl	Pts	Avg
1979-80	36				199	402	.495				69	109	.633			187	5.2	95	3	62	83	9	58	467	13.0
1980-81	30	30	912	30.4	200	418	.480				93	125	.744			178	5.9	94	6	76	102	13	49	493	16.7
1981-82	31	31	886	28.6	187	378	.495				50	71	.704			157	5.1	81	1	83	93	20	67	424	13.7
1982-83	16	11	259	16.2	88	192	.458				60	90	.667			106	6.6	56	4	22	41	7	17	236	14.8
Career	113	72	2058		674	1390	.485				272	395	.689			628	5.6	326	14	243	319	49	191	1620	14.3



Marsha Williams • Center • Moncks Corner, S.C. • 1,585 Career Points

	GP	GS	Min	Avg	FG	FGA	Pct	3FG	FGA	Pct	FT	FTA	Pct	Off	Def	Tot	Avg	PF	FO	A	TO	Blk	Stl	Pts	Avg
1989-90	33	0	430	13.0	57	131	.435	0	0	—	42	65	.646	65	87	152	4.6	84	3	3	43	6	11	156	4.7
1990-91	31	30	947	30.5	209	440	.475	0	0	—	87	128	.680	126	177	303	9.8	95	4	24	85	19	17	505	16.3
1991-92	28	28	924	33.0	236	508	.465	0	0	—	126	200	.630	133	182	315	11.3	79	3	21	94	17	26	598	21.4
1992-93	24	22	771	32.1	131	310	.423	0	0	—	64	120	.533	103	153	256	10.7	60	2	14	72	16	26	326	13.6
Career	116	80	3072	26.5	633	1389	.456	0	0	—	319	513	.622	427	599	1026	8.8	318	12	62	294	58	80	1585	13.7



Sharon Gilmore • Center • Graniteville, S.C. • 1,511 Career Points

	GP	GS	Min	Avg	FG	FGA	Pct	3FG	FGA	Pct	FT	FTA	Pct	Off	Def	Tot	Avg	PF	FO	A	TO	Blk	Stl	Pts	Avg
1982-83	28	28	876	31.3	184	317	.580				57	91	.626			232	8.3	103	7	13	88	29	31	425	15.2
1983-84	30	28	807	26.9	154	338	.456				92	133	.692			215	7.2	92	2	26	68	34	32	400	13.3
1984-85	22	19	583	26.5	119	215	.553				38	66	.576			169	7.7	78	3	13	59	18	37	258	11.7
1985-86	30	30	945	31.5	189	368	.514				50	94	.532			266	8.9	102	6	11	62	20	41	428	14.3
Career	110	105	3211	29.2	646	1238	.522				237	384	.617			882	8.0	375	18	63	277	101	141	1511	13.7



Annie Lester • Forward • Norcross, Ga. • 1,488 Career Points

	GP	GS	Min	Avg	FG	FGA	Pct	3FG	FGA	Pct	FT	FTA	Pct	Off	Def	Tot	Avg	PF	FO	A	TO	Blk	Stl	Pts	Avg
1996-97	27	18	623	23.1	103	222	.464	0	0	—	36	50	.720	65	115	180	6.7	68	2	6	23	12	43	242	9.0
1997-98	28	28	862	30.8	190	424	.448	0	1	.000	115	148	.777	108	139	247	8.8	103	8	21	46	1	76	495	17.7
1998-99	27	27	797	29.5	156	346	.451	5	31	.161	80	115	.696	100	113	213	7.9	100	9	21	57	5	53	397	14.7
1999-00	28	23	728	26.0	126	258	.488	0	3	.000	102	142	.718	75	70	145	5.2	73	4	27	50	1	43	354	12.6
Career	110	96	3010	27.4	575	1250	.460	5	35	.143	333	455	.732	348	437	785	7.1	344	23	75	176	19	215	1488	13.5



Katrina Anderson • Center • Timmonsville, S.C. • 1,454 Career Points

	GP	GS	Min	Avg	FG	FGA	Pct	3FG	FGA	Pct	FT	FTA	Pct	Off	Def	Tot	Avg	PF	FO	A	TO	Blk	Stl	Pts	Avg		
1977-78	34	34			306	544	.563				142	242	.587			434	12.8	105	3	41	98	23	58	754	22.2		
1978-79	37				283	540	.524				134	195	.687			371	10.0							29	126	700	18.9
Career	71				589	1084	.543				276	437	.632			805	11.3							52	184	1454	20.5



Denise Nanney • Forward • Spartanburg, S.C. • 1,388 Career Points

	GP	GS	Min	Avg	FG	FGA	Pct	3FG	FGA	Pct	FT	FTA	Pct	Off	Def	Tot	Avg	PF	FO	A	TO	Blk	Stl	Pts	Avg	
1974-75	30				220	492	.447				87	123	.707			361	12.0	90							527	17.6
1975-76	22				164	340	.482				63	94	.670			267	12.1								391	17.8
1976-77	26				217	527	.412				36	69	.522			249	9.4	86	3	26					470	18.1
Career	78				601	1359	.442				186	286	.650			877	11.2	176	3	26					1388	17.8



Shaunzinski Gortman • Guard • Columbia, S.C. • 1,367 Career Points

	GP	GS	Min	Avg	FG	FGA	Pct	3FG	FGA	Pct	FT	FTA	Pct	Off	Def	Tot	Avg	PF	FO	A	TO	Blk	Stl	Pts	Avg
1998-99	27	25	745	27.6	118	314	.376	12	56	.214	53	90	.589	57	80	137	5.1	88	6	61	104	4	47	301	11.1
1999-00	20	20	578	28.9	116	248	.468	13	34	.382	51	85	.600	25	87	112	5.6	63	2	84	108	18	51	296	14.8
2000-01	27	26	843	31.2	112	293	.382	34	105	.324	40	57	.702	32	106	138	5.1	73	2	80	98	10	52	298	11.0
2001-02	31	29	982	31.7	176	414	.425	52	143	.364	68	102	.667	56	133	189	6.1	73	2	93	89	7	62	472	15.2
Career	105	100	3148	30.0	522	1269	.411	111	338	.328	212	334	.635	170	406	576	5.5	297	12	318	399	39	212	1367	13.0

1,000-POINT SCORERS



Introduction



Beth Hunt • Forward • Garden City, S.C. • 1,340 Career Points

	GP	GS	Min	Avg	FG	FGA	Pct	3FG	FGA	Pct	FT	FTA	Pct	Off	Def	Tot	Avg	PF	FO	A	TO	Blk	Stl	Pts	Avg
1988-89	30	30	915	30.5	242	420	.576	1	1	1.000	107	141	.759	107	169	276	9.2	78	2	42	99	20	52	592	19.7
1989-90	33	33	1054	31.9	316	547	.578	1	8	.125	115	171	.673	107	230	337	10.2	73	1	55	95	21	52	748	22.7
Career	63	63	1969	31.3	558	967	.577	2	9	.222	222	312	.712	214	399	613	9.7	151	3	97	194	41	104	1340	21.3

Staff



La'Keisha Sutton • Guard • Trenton, N.J. • 1,299 Career Points

	GP	GS	Min	Avg	FG	FGA	Pct	3FG	FGA	Pct	FT	FTA	Pct	Off	Def	Tot	Avg	PF	FO	A	TO	Blk	Stl	Pts	Avg
2008-09	28	14	734	26.2	108	263	.411	15	36	.417	77	114	.675	21	35	56	2.0	70	2	68	107	5	36	308	11.0
2009-10	29	24	858	29.6	109	273	.399	15	37	.405	49	89	.570	30	38	68	2.3	70	1	74	82	4	25	282	9.7
2010-11	33	32	1090	33.0	128	314	.408	13	55	.236	68	112	.607	30	58	88	2.7	75	1	118	130	4	47	337	10.2
2011-12	35	35	1073	30.7	140	365	.384	24	93	.258	68	90	.756	33	64	97	2.8	65	3	97	110	10	46	372	10.6
Career	125	105	3755	30.0	485	1215	.399	67	221	.303	262	402	.652	114	195	309	2.5	280	7	357	429	23	154	1299	10.4

Players



Nikki Miars • Guard • St. Mary's, Ohio • 1,263 Career Points

	GP	GS	Min	Avg	FG	FGA	Pct	3FG	FGA	Pct	FT	FTA	Pct	Off	Def	Tot	Avg	PF	FO	A	TO	Blk	Stl	Pts	Avg
1995-96	26	19	714	27.5	89	217	.410	18	53	.340	46	67	.687	31	58	89	3.4	42	0	45	52	6	29	242	9.3
1996-97	27	27	956	35.4	125	358	.349	30	102	.294	124	152	.816	24	90	114	4.2	48	1	86	122	1	54	404	15.0
1997-98	28	28	1072	38.3	107	284	.377	33	105	.314	105	145	.724	17	66	83	3.0	66	2	139	135	3	63	352	12.6
1998-99	27	26	969	35.9	75	233	.322	33	105	.314	82	110	.745	20	63	83	3.1	66	2	116	98	2	65	265	9.8
Career	108	100	3711	34.4	396	1092	.363	114	365	.312	357	474	.753	92	277	369	3.4	222	5	386	407	12	211	1263	11.7

12-13 Review



Lisa Diaz • Guard • Columbia, S.C. • 1,249 Career Points

	GP	GS	Min	Avg	FG	FGA	Pct	3FG	FGA	Pct	FT	FTA	Pct	Off	Def	Tot	Avg	PF	FO	A	TO	Blk	Stl	Pts	Avg
1986-87	29	6	658	22.7	100	209	.478				10	14	.714			44	1.5	32	0	66	57	1	36	210	7.2
1987-88	34	15	799	23.5	114	236	.483	3	10	.300	37	53	.698	31	60	91	2.7	74	0	120	104	5	35	268	7.9
1988-89	30	29	911	30.4	161	297	.542	1	3	.333	51	69	.739	32	43	75	2.5	57	0	174	85	7	52	374	12.5
1989-90	33	33	1100	33.3	176	374	.471	0	1	.000	45	55	.818	31	57	88	2.7	63	1	138	88	1	52	397	12.0
Career	126	83	3468	27.5	551	1116	.494	4	14	.286	143	191	.749	94	160	298	2.4	226	1	498	334	14	175	1249	9.9

Records



Mindy Ballou • Guard • Morehead City, N.C. • 1,199 Career Points

	GP	GS	Min	Avg	FG	FGA	Pct	3FG	FGA	Pct	FT	FTA	Pct	Off	Def	Tot	Avg	PF	FO	A	TO	Blk	Stl	Pts	Avg
1982-83	28	5	77	15.4	54	130	.415				26	38	.684			50	1.8	35	0	40	64	3	12	134	4.8
1983-84	30	30	1053	35.1	137	261	.525				55	75	.733			77	2.6	71	2	219	132	3	42	329	11.0
1984-85	27	26	950	35.2	114	244	.467				51	70	.729			76	2.8	83	5	162	94	2	51	279	10.3
1985-86	30	30	1116	37.2	189	423	.447				79	97	.814			96	3.2	62	3	174	114	2	65	457	15.2
Career	115	91	3196	27.8	494	1058	.467				211	280	.754			299	2.6	251	10	595	404	10	170	1199	10.4

History



Marsi McAlister • Guard • Columbia, S.C. • 1,160 Career Points

	GP	GS	Min	Avg	FG	FGA	Pct	3FG	FGA	Pct	FT	FTA	Pct	Off	Def	Tot	Avg	PF	FO	A	TO	Blk	Stl	Pts	Avg
1981-82	30	3	483	16.1	56	126	.444				35	53	.660			73	2.4	35	0	60	76	3	29	147	4.9
1982-83	28	28	980	35.0	175	372	.470				63	89	.708			188	6.7	78	1	117	119	6	47	413	14.8
1983-84	29	29	940	32.4	152	345	.441				57	76	.750			158	5.4	92	3	128	109	5	49	361	12.4
1984-85	28	28	798	28.5	103	266	.387				33	47	.702			143	5.1	84	4	95	128	6	59	239	8.5
Career	115	88	3201	27.8	486	1109	.438				188	265	.709			562	4.9	289	8	400	432	20	184	1160	10.1

The University



Ieasia Walker • Guard • Amityville, N.Y. • 1,157 Career Points

	GP	GS	Min	Avg	FG	FGA	Pct	3FG	FGA	Pct	FT	FTA	Pct	Off	Def	Tot	Avg	PF	FO	A	TO	Blk	Stl	Pts	Avg
2009-10	29	6	589	20.3	57	174	.328	17	47	.362	26	40	.650	31	44	75	2.6	55	0	35	58	8	26	157	5.4
2010-11	33	31	991	30.0	137	389	.352	38	132	.288	91	146	.623	37	90	127	3.8	81	2	56	82	10	79	403	12.2
2011-12	35	33	1040	29.7	98	310	.316	20	85	.235	59	89	.663	35	116	151	4.3	72	1	113	90	19	63	275	7.9
2012-13	33	33	1086	32.9	114	335	.340	43	141	.305	51	90	.567	33	96	129	3.9	56	0	108	89	15	90	322	9.8
Career	130	103	376	28.5	406	1208	.336	118	405	.291	227	365	.622	136	346	482	3.7	264	3	312	319	52	258	1157	8.9

1,000-POINT SCORERS



Lauren Simms • Guard • Columbia, S.C. • 1,104 Career Points

	GP	GS	Min	Avg	FG	FGA	Pct	3FG	FGA	Pct	FT	FTA	Pct	Off	Def	Tot	Avg	PF	FO	A	TO	Blk	Stl	Pts	Avg
2003-04	28	27	668	23.9	101	247	.409	20	60	.333	39	75	.520	37	30	67	2.4	74	3	31	45	4	42	261	9.3
2004-05	26	26	730	28.1	122	293	.416	18	78	.231	44	66	.667	47	52	99	3.8	59	1	43	63	3	32	306	11.8
2005-06	29	20	655	22.6	93	227	.410	13	40	.325	14	20	.700	30	52	82	2.8	54	1	58	76	5	34	213	7.3
2006-07	33	28	882	26.7	130	326	.399	15	64	.234	49	65	.754	36	91	127	3.8	58	0	94	79	4	51	324	9.8
Career	116	101	2935	25.3	446	1093	.408	66	242	.273	146	226	.646	150	225	375	3.2	245	5	226	263	16	159	1104	9.5




Lisa Williams • Guard • Carmel, Ind. • 1,099 Career Points

	GP	GS	Min	Avg	FG	FGA	Pct	3FG	FGA	Pct	FT	FTA	Pct	Off	Def	Tot	Avg	PF	FO	A	TO	Blk	Stl	Pts	Avg
1995-96	28	9	621	22.2	82	234	.350	24	75	.320	32	50	.640	38	56	94	3.4	55	0	54	65	10	38	220	7.9
1996-97	27	25	724	26.8	83	231	.359	16	64	.250	79	99	.798	41	66	107	4.0	67	0	57	115	7	48	261	9.7
1997-98	28	28	880	31.4	127	350	.363	26	109	.239	66	92	.717	58	78	136	4.9	105	7	103	99	9	64	346	12.4
1998-99	27	26	774	28.7	95	264	.360	33	111	.297	49	73	.671	51	50	101	3.7	84	6	99	83	3	63	272	10.1
Career	110	88	2999	27.3	387	1079	.359	99	359	.276	226	314	.720	188	250	438	4.0	311	13	313	362	29	213	1099	10.0



Jean Walling • Center • Barnwell, S.C. • 1,063 Career Points

	GP	GS	Min	Avg	FG	FGA	Pct	3FG	FGA	Pct	FT	FTA	Pct	Off	Def	Tot	Avg	PF	FO	A	TO	Blk	Stl	Pts	Avg
1977-78	34	24			162	330	.491				39	64	.609			302	8.9	63	0	55	99	31	46	363	10.7
1978-79	37				191	388	.492				84	123	.683			269	7.3							466	12.6
1979-80	36				98	217	.452				38	49	.776			183	5.1	73	1	53	35	12	28	234	6.5
Career	107				451	935	.482				161	236	.682			754	7.0	136	1	108	134	43	74	1063	9.9



Monica Williams • Forward • Heath Springs, S.C. • 1,057 Career Points

	GP	GS	Min	Avg	FG	FGA	Pct	3FG	FGA	Pct	FT	FTA	Pct	Off	Def	Tot	Avg	PF	FO	A	TO	Blk	Stl	Pts	Avg
1983-84	30	1	468	15.6	59	133	.444				21	36	.583			89	2.9	55	1	28	43	9	34	139	4.6
1984-85	28	14	714	25.5	123	251	.490				23	40	.575			106	3.8	85	3	43	55	12	42	269	9.6
1985-86	6	6	184	30.7	27	53	.509				7	10	.700			39	6.5	19	1	16	19	1	10	61	10.2
1986-87	30	30	963	32.1	129	326	.396				55	72	.764			173	5.8	89	4	116	90	13	65	313	10.4
1987-88	32	30	899	28.1	113	268	.422	0	8	.000	49	65	.754	64	106	170	5.3	82	1	94	78	16	62	275	8.6
Career	126	81	3228	25.6	451	1031	.437	0	8	.000	155	223	.695	64	106	577	4.6	330	10	297	285	51	213	1057	8.4



Rita Johnson • Guard • St. Matthews, S.C. • 1,056 Career Points

	GP	GS	Min	Avg	FG	FGA	Pct	3FG	FGA	Pct	FT	FTA	Pct	Off	Def	Tot	Avg	PF	FO	A	TO	Blk	Stl	Pts	Avg
1977-78	33	7			75	201	.373				20	37	.541			43	1.3	84	4	38	79	2	54	170	5.2
1978-79	31				106	212	.500				56	83	.674			45	1.5							268	8.6
1979-80	36				113	250	.452				46	76	.605			50	1.4	96	2	119	79	2	89	272	7.6
1980-81	30	23	670	22.3	134	265	.506				78	97	.804			58	1.9	64	1	75	73	1	88	346	11.6
Career	130				428	928	.461				200	293	.683			196	1.5	244	7	232	231	5	231	1056	8.1



Cristina Ciocan • Guard • Budapest, Hungary • 1,013 Career Points

	GP	GS	Min	Avg	FG	FGA	Pct	3FG	FGA	Pct	FT	FTA	Pct	Off	Def	Tot	Avg	PF	FO	A	TO	Blk	Stl	Pts	Avg
2000-01	28	18	556	19.9	31	83	.373	2	15	.133	9	16	.563	12	47	59	2.1	56	2	81	78	7	39	73	2.6
2001-02	30	29	852	28.4	80	192	.417	17	40	.425	25	46	.543	16	51	67	2.2	77	1	185	102	5	68	202	6.7
2002-03	31	31	1038	33.5	161	375	.429	42	129	.326	57	74	.770	34	100	134	4.3	88	5	207	138	6	74	421	13.6
2003-04	27	26	893	33.1	127	316	.402	36	110	.327	27	40	.675	40	98	138	5.1	69	0	142	133	7	46	317	11.7
Career	116	104	3339	28.8	399	966	.413	97	294	.330	118	176	.670	102	296	398	3.4	290	8	615	451	25	227	1013	8.7



Christi Timmons • Forward • Pigeon Forge, Tenn. • 1,002 Career Points

	GP	GS	Min	Avg	FG	FGA	Pct	3FG	FGA	Pct	FT	FTA	Pct	Off	Def	Tot	Avg	PF	FO	A	TO	Blk	Stl	Pts	Avg
1991-92	28	28	932	33.3	107	299	.358	84	241	.349	28	37	.757	10	71	81	2.9	50	1	102	104	11	60	326	11.6
1992-93	26	15	532	20.5	46	146	.315	30	111	.270	12	14	.857	10	28	38	1.5	35	1	39	38	7	41	134	5.2
1993-94	26	2	724	27.8	100	288	.347	79	244	.324	19	27	.704	29	75	104	4.0	64	2	60	45	9	42	298	11.5
1994-95	27	27	874	32.4	90	281	.320	46	198	.232	18	38	.474	33	83	116	4.3	65	4	84	56	9	61	244	9.0
Career	107	72	3062	28.6	343	1014	.338	239	794	.301	77	116	.664	82	257	339	3.2	214	8	285	243	36	204	1002	9.4

SOUTH CAROLINA HALL OF FAME

Sheila Foster (1979-82) Class of 1993

A 6-foot-1 center-forward, Sheila Foster rewrote the South Carolina women's record book during her tremendous career at USC and many of her records still stand today. The school's all-time leading scorer with 2,266 points, Foster established herself as one of the dominant power forwards in collegiate basketball. The Spartanburg, S.C., native started every game (134 games) during her four years. In addition, Foster holds the distinction of being the Gamecocks' all-time leading rebounder with 1,427 rebounds. During her four years, Foster averaged 16.9 points and 10.6 rebounds per game. As a senior, she averaged her career-high of 20.2 points and 10.9 boards per game.



In 1982, Sheila Foster became the first Gamecock woman to have her jersey number retired and in 1993, she was the first female athlete to be inducted into the then 41-member University of South Carolina Athletic Hall of Fame. On April 26, 2001, Foster was inducted into the South Carolina Hall of Fame.

Foster currently resides in Moore, S. C., near Spartanburg, with her daughter, India and son, Stacey Jr. Foster works as the living support specialist at the Charles Lea Center and regularly brings a youth group to the Gamecock home basketball games.

Katrina Anderson (1978-79) Class of 2003

Katrina Anderson played only two years at South Carolina, but went down in history as the Gamecocks' first women's basketball All-American when she received the honor in 1978-79. Anderson averaged 22.2 points per game in 1977-78 and came back to average 18.9 points per game in 1978-79. She remains the school record holder for points scored in a single season, as she scored 754 in 1977-78. She also holds the single-season school record for free throws attempted, rebounds, rebounding average and steals. Her career average of 20.5 points per game ranks as the second-highest mark in school history.

Anderson scored as many as 41 points in a single game and collected as many as 22 rebounds in a single game. To this day, her single-season marks for minutes played (1,267), points scored (754), scoring average (22.2), field goals made (306), field goals attempted (544), field goal percentage (.563), free throws made (142), free throws attempted (242) rebounds (436), rebounding average (12.8) and steals (126) still rank among the top 10 in school history.



Martha Parker (1986-89) Class of 1995

A 5-foot-9 forward/guard from Columbia's Hammond Academy, Martha Parker took home countless awards and posted impressive statistics during her four seasons as a Gamecock. Parker averaged 13.9 points and 5.9 rebounds a game and ranks fifth on the all-time South Carolina scoring list with 1,728 career points. Parker earned All-America honors from the American Women's Sports Federation in 1986-87 and was a Women's Basketball News Service All-America honoree in 1987-88 and 1988-89. Parker is second on South Carolina's all-time steals list with 284. Parker started all but two games during her South Carolina career (122 starts in 124 games).



In addition to her accomplishments on the court, Parker garnered numerous awards for her academic success as well. Parker was a member of the GTE Academic All-America Team in her last two years and was honored with the Baden Post-Graduate Scholarship in 1989.

During the 1999-2000 season, the SEC honored Dr. Martha Parker-Hester as USC's Female Entrepreneur of the Year at the 2000 SEC Tournament.

She and husband, Dr. Martin Hester, have a daughter, Corrie, and a son, Seth. A graduate of the USC Medical School, Parker is now in private family practice in Columbia with her husband.

Shannon Johnson (1993-96) Class of 2004

A 5-foot-7 guard from Hartsville, S.C., Shannon Johnson is South Carolina's second-leading scorer of all time with 2,230 career points, and is the only Gamecock ever to average more than 20 points per game for three consecutive seasons, as she averaged 23.5 points per game in her sophomore year of 1993-94, 23.9 points per game as a junior in 1994-95 and a school-record 24.7 points per game as a senior in 1995-96. Her career average of 20.4 points per game is also a school record by a wide margin. A three-time all-SEC performer, Johnson earned All-America recognition from the Associated Press in 1995-96 and was a finalist for the Wade Trophy.

Johnson was the starting point guard for Team USA at the 2004 Olympics in Athens, Greece, leading the squad to an undefeated run to the gold medal.

A WNBA All-Star in 1999, 2000, 2002 and 2003, Johnson was an All-WNBA selection in 1999 and 2000 and was one of 30 players nominated for a spot on the WNBA's All-Decade Team in 2006. She has scored as many as 35 points in a WNBA game and has dished out 12 assists on three different occasions in WNBA games.



Introduction

Staff

Players

12-13 Review

Records

History

The University

By Award

Hall of Fame Inductees

- 1993** Sheila Foster, University of South Carolina Athletics Hall of Fame (Player)
- 1995** Martha Parker, University of South Carolina Athletics Hall of Fame (Player)
- 2003** Katrina Anderson, University of South Carolina Athletics Hall of Fame (Player)
- 2004** Martha Parker, University of South Carolina Athletics Hall of Fame (Player)
- 2011** Dawn Staley, Philadelphia Sports Hall of Fame (Individual)
- 2012** Dawn Staley, Women's Basketball Hall of Fame (Player); Nikki McCray, Women's Basketball Hall of Fame (Player)
- 2013** Dawn Staley, Naismith Memorial Basketball Hall of Fame (Player)

National Player of the Year

- 1981** Sheila Foster, Wade Trophy finalist
- 1982** Sheila Foster, Wade Trophy finalist
- 1996** Shannon Johnson, Naismith Award finalist
- 2003** Jocelyn Penn, Wade Trophy finalist
Jocelyn Penn, Naismith Award finalist
Jocelyn Penn, Wade Trophy finalist

All-America

- 1979** Katrina Anderson, American Women's Sports Federation
- 1981** Sheila Foster, American Women's Sports Federation
- 1982** Sheila Foster, Women's Basketball News Service (2nd team), American Women's Sports Federation
- 1984** Brantley Southers, Women's Basketball News Service (1st team); Mindy Ballou, Women's Basketball News Service (4th team)
- 1985** Mindy Ballou, Women's Basketball News Service (3rd team); Renee Najarian, Women's Basketball News Service (4th team); Brantley Southers, Women's Basketball News Service (4th team), American Women's Sports Federation
- 1986** Mindy Ballou, Women's Basketball News Service (3rd team), American Women's Sports Federation; Brantley Southers, Women's Basketball News Service (2nd team), American Women's Sports Federation
- 1987** Martha Parker, American Women's Sports Federation
- 1988** Martha Parker, Women's Basketball News Service (2nd team)
- 1989** Schonna Banner, Women's Basketball News Service (honorable mention); Martha Parker, Women's Basketball News Service (1st team)
- 1990** Beth Hunt, Kodak (honorable mention), American Women's Sports Federation
- 1992** Marsha Williams, Women's Basketball News Service (2nd team), Basketball Times (honorable mention)
- 1993** Marsha Williams, Women's Basketball News Service (2nd team)
- 1996** Shannon Johnson, College Sports (2nd team), Women's Basketball News Service (2nd team), AP (3rd team), Kodak (honorable mention), WBCA College All-Star Team (finalist)
- 2002** Shaunzinski Gortman, Kodak (honorable mention), WBCA College All-Star Team
- 2003** Jocelyn Penn, U.S. Basketball Writers Association (1st team), AP (2nd team), Womenscolleghoops.com (honorable mention), WBCA College All-Star Team

Lowe's Senior CLASS Award

- 2003** Jocelyn Penn (1st team)

South Carolina's All-Americans



Katrina Anderson
(1979)



Mindy Ballou
(1984, 1985, 1986)



Schonna Banner
(1989)



Sheila Foster
(1981, 1982)



Shaun Gortman
(2002)



Beth Hunt
(1990)



Shannon Johnson
(1996)



Renee Najarian
(1985)



Martha Parker
(1987, 1988, 1989)



Jocelyn Penn
(2003)



Brantley Southers
(1984, 1985, 1986)



Marsha Williams
(1992, 1993)

Freshman All-America

- 1982** Brantley Southers, Women's Basketball News Service (2nd team), American Women's Sports Federation
- 1983** Sharon Gilmore, Women's Basketball News Service, American Women's Sports Federation
- 1984** Renee Najarian, Women's Basketball News Service
- 1986** Martha Parker, Women's Basketball News Service (3rd team), American Women's Sports Federation
- 1987** Schonna Banner, Women's Basketball News Service
- 1988** Karen Middleton, Women's Basketball News Service (honorable mention)
- 1992** Christi Timmons, Women's Basketball News Service (3rd team)
- 2010** Kelsey Bone, Full Court Press (1st team)

All-District

- 1985** Brantley Southers, Kodak
- 1986** Brantley Southers, Kodak
- 1989** Beth Hunt, Kodak
- 1990** Beth Hunt, Kodak

SEC Defensive Player of the Year (1992-present)

- 2013** Ieasia Walker, Coaches

SEC Newcomer of the Year (1992-present)

- 2010** Kelsey Bone, AP

SEC Coach of the Year (1992-present)

- 2002** Susan Walvius, Coaches, AP

ALL-TIME AWARDS



All-Southeastern Conference (1992-present)

1992	Marsha Williams, Coaches (1st team)
1993	Marsha Williams, Coaches (2nd team)
1994	Shannon Johnson, Coaches (1st team)
1995	Shannon Johnson, Coaches (1st team)
1996	Shannon Johnson, Coaches (1st team)
1997	Nikki Miars, Coaches (2nd team)
1998	Annie Lester, Coaches (2nd team), AP (2nd team)
1999	Annie Lester, Coaches (2nd team)
2001	Teresa Geter, Coaches (2nd team); Shaunzinski Gortman, Coaches (2nd team)
2002	Shaunzinski Gortman, Coaches (1st team), AP (1st team); Jocelyn Penn, Coaches (1st team), AP (2nd team)
2003	Jocelyn Penn, Coaches (1st team), AP (1st team); Cristina Ciocan, AP (3rd team); Petra Ujhelyi, AP (3rd team)
2006	Melanie Johnson, Coaches (2nd team)
2008	Demetress Adams, Coaches (2nd team), AP (2nd team)
2010	Kelsey Bone, Coaches (2nd team), AP (2nd team); Valerie Nainima, Coaches (2nd team)
2011	Ieasia Walker, Coaches (2nd team), AP (honorable mention)
2012	Markeshia Grant, Coaches (2nd team), AP (honorable mention); La'Keisha Sutton, Coaches (2nd team), AP (honorable mention); Ieasia Walker, Coaches (2nd team)
2013	Ashley Bruner, Coaches (2nd team); Ieasia Walker, Coaches (1st team), AP (2nd team); Aleighsa Welch, Coaches (2nd team), AP (honorable mention)

SEC All-Defensive Team (1992-present)

2008	Demetress Adams
2012	La'Keisha Sutton
2013	Ieasia Walker

SEC All-Freshman Team (1992-present)

1997	Annie Lester
2004	Lauren Simms
2006	Demetress Adams
2009	La'Keisha Sutton
2010	Kelsey Bone
2012	Aleighsa Welch
2013	Tiffany Mitchell

SEC Community Service Team (1992-present)

1999	Lisa Williams
2000	Casie Key
2001	Shannon Segres
2002	Shannon Segres
2003	Kelly Morrone
2004	Lauren Simms
2005	Lauren Simms
2006	Shannel Harris
2007	Brionna Dickerson
2008	Brionna Dickerson
2009	Demetress Adams
2010	Jewel May
2011	Jewel May
2012	Courtney Newton
2013	Ieasia Walker

Metro Conference Player of the Year (1984-91)

1986	Brantley Southers
1988	Martha Parker
1989	Martha Parker
1990	Beth Hunt

Metro Conference Newcomer of the Year (1984-91)

1986	Martha Parker
1987	Schonna Banner

Metro Conference Coach of the Year (1984-91)

1985	Nancy Wilson
1991	Nancy Wilson

All-Metro Conference (1984-91)

1984	Brantley Southers
1985	Brantley Southers
1986	Mindy Ballou; Sharon Gilmore; Brantley Southers
1987	Martha Parker
1988	Schonna Banner; Martha Parker
1989	Schonna Banner; Martha Parker
1990	Schonna Banner; Beth Hunt; Karen Middleton
1991	Karen Middleton; Marsha Williams

Metro Conference All-Freshman Team (1984-91)

1990	Marsha Williams
------	-----------------

Metro Conference Tournament MVP (1984-91)

1986	Brantley Southers
1988	Martha Parker
1989	Beth Hunt

Metro Conference All-Tournament Team (1984-91)

1984	Brantley Southers
1985	Brantley Southers
1986	Mindy Ballou; Brantley Southers
1987	Schonna Banner; Martha Parker
1989	Schonna Banner; Beth Hunt
1990	Schonna Banner; Beth Hunt; Karen Middleton
1991	Karen Middleton

NCAA Tournament All-Region Team

2002	Shaunzinski Gortman (East); Jocelyn Penn (East)
------	---

NWIT All-American Team

1979	Katrina Anderson; Cheryl Autry
------	--------------------------------

State of South Carolina Female Amateur Athlete of the Year

1986	Brantley Southers
1989	Martha Parker
1991	Marsha Williams
1995	Shannon Johnson
2002	Jocelyn Penn

Introduction

Staff

Players

12-13 Review

Records

History

The University

State of South Carolina Female Pro Athlete of the Year

1999 Shannon Johnson

S.C. Assoc. of Sportswriters & Broadcasters Player of the Year

1985 Brantley Southers
1986 Brantley Southers
1989 Martha Parker

Sportswoman of the Year

2009 Valerie Nainima, Fiji Sports Council

National Coach of the Year

2012 Dawn Staley, Black Coaches and Administrators (Female)

CoSIDA Academic All-America

1989 Martha Parker (3rd team)

CoSIDA Academic All-District III

1988 Martha Parker
1989 Karen Middleton; Martha Parker
1990 Karen Middleton
1994 Nicki Bass
2009 Brionna Dickerson

Postgraduate Scholarship Awards

1992 Treka McMillian, NCAA Women's Enhancement Program
1994 Nicki Bass, Southeastern Conference H. Boyd McWhorter Postgraduate Scholarship (finalist)
2009 Brionna Dickerson, Southeastern Conference Brad Davis Community Service Postgraduate Scholarship
2011 Jewel May, NCAA Ethnic Minority and Women's Enhancement for Careers in Athletics
2012 Courtney Newton, Southeastern Conference Brad Davis Community Service Postgraduate Scholarship (finalist)



Brionna Dickerson (2006-09) capped her career by earning the SEC Brad Davis Community Service Postgraduate Scholarship for her efforts both on the court and in the community.

SEC Academic Honor Roll (1992-present)

1992 Nicki Bass; Treka McMillian; Wendy Moss
1993 Nicki Bass; Wendy Moss
1994 Nicki Bass; Wendy Moss
1997 Cindy Kelly; Audrey Ramsey; Lisa Williams
1998 Shanta Jeffcoat; Lisa Williams
1999 Shanta Jeffcoat; Casie Key; Lisa Williams
2000 Crishna Hill; Shanta Jeffcoat; Casie Key; Shannon Segres
2001 Crishna Hill; Kelly Morrone; Shannon Segres
2002 Crishna Hill; Linda Höglund; Kelly Morrone; Shannon Segres; Petra Ujhelyi
2003 Sarah Burgess (Freshman); Linda Höglund; Kelly Morrone; Petra Ujhelyi
2004 Lea Fabbri (Freshman); Olga Gritsaeva; Shannel Harris (Freshman); Larissa Kulcsar (Freshman); Kelly Morrone; Lauren Simms (Freshman); Iva Sliskovic (Freshman)
2005 Ilona Burgrova, (Freshman); Lea Fabbri; Olga Gritsaeva; Shannel Harris; Larissa Kulcsar; Lauren Simms; Iva Sliskovic; Lakesha Tolliver
2006 Ilona Burgrova; Lea Fabbri; Brionna Dickerson (Freshman); Olga Gritsaeva; Shannel Harris; Larissa Kulcsar; Lauren Simms; Iva Sliskovic; Lakesha Tolliver
2007 Demetress Adams; Stacy Booker; Ilona Burgrova; Brionna Dickerson; Lea Fabbri; Shannel Harris; Larissa Kulcsar; Lauren Simms; Iva Sliskovic; Lakesha Tolliver
2008 Demetress Adams; Ilona Burgrova; Brionna Dickerson; Jordan Jones (Freshman); Jewel May (Freshman); Courtney Newton (Freshman); Lakesha Tolliver
2009 Demetress Adams; Brionna Dickerson; Jewel May; Courtney Newton
2010 Kelsey Bone (Freshman); Jewel May; Valerie Nainima; Courtney Newton
2011 Jewel May; Valerie Nainima; Marah Strickland; Ebony Wilson
2012 Shelbretta Ball (First-Year); Pamela Decheva (First-Year); Markeshia Grant; Tina Roy (First-Year); Imani Sellers; La'Keisha Sutton; Aleighsa Welch (First-Year); Ebony Wilson
2013 Shelbretta Ball; Asia Dozier (First-Year); Tiffany Mitchell (First-Year); Wilka Montout; Tina Roy; Khadijah Sessions (First-Year); Ieasia Walker; Aleighsa Welch

Olympic Participation

2004 Shannon Johnson, Olympic Team (gold medal)
2008 Dawn Staley, Olympic Team Asst. Coach (gold medal)
2012 Ilona Burgrova, Czech Republic Olympic Team; Iva Sliskovic, Croatia Olympic Team

Other USA Basketball Participation

1981 Sheila Foster, World University Games
1982 Brantley Southers, National Sports Festival Games
1983 Sharon Gilmore, National Sports Festival Games
1985 Nancy Wilson, National Sports Festival Games Head Coach
1989 Beth Hunt, World University Games
1990 Beth Hunt, National Team; Nancy Wilson, Select Team Asst. Coach
1991 Nancy Wilson, World University Games Asst. Coach
1992 Nancy Wilson, USA World Junior Olympic Team Head Coach
1993 Shannon Johnson, Olympic Festival (gold medal)
1995 Shannon Johnson, Robert Williams Jones Cup Team (bronze medal)
1996 Shannon Johnson, Robert Williams Jones Cup Team (gold medal)
1997 Shannon Johnson, World University Games
2008 Dawn Staley, National Team Asst. Coach
2009 Kelsey Bone, U19 FIBA World Championships (gold medal)
2010 Dawn Staley, Select Team Co-Head Coach

ALL-TIME AWARDS

WNBA Draftees

- 2002** Shaunzinski Gortman, Charlotte (1st round, 9th pick); Teresa Geter, Washington (3rd round, 36th pick)
- 2003** Jocelyn Penn, Charlotte (1st round, 9th pick); Petra Ujhelyi, Phoenix (2nd round, 16th pick)

WNBA Careers

- Shaunzinski Gortman** Minnesota (2002-03), Washington (2004)
- Shannon Johnson** Orlando/Connecticut (1999-2003), San Antonio (2004-06), Detroit (2007), Houston (2008), Seattle (2009)
- Jocelyn Penn** Washington (2003), San Antonio (2004)
- Petra Ujhelyi** Detroit (2003)

SEC Entrepreneur Award (1992-present)

- 2000** Dr. Martha Parker

By Player

Demetress Adams

- 2006** SEC All-Freshman Team
- 2007** SEC Academic Honor Roll
- 2008** All-SEC, Coaches (2nd team), AP (2nd Team); SEC All-Defensive Team (Coaches); SEC Academic Honor Roll
- 2009** SEC Academic Honor Roll; SEC Community Service Team

Katrina Anderson

- 1979** All-America, American Women's Sports Foundation; NWT All-American Team
- 2003** University of South Carolina Athletics Hall of Fame (Player)

Cheryl Autry

- 1979** NWT All-American Team

Shelbretta Ball

- 2012** SEC Academic Honor Roll (First-Year)
- 2012** SEC Academic Honor Roll

Mindy Ballou

- 1984** All-America, Women's Basketball News Service (4th team)
- 1985** All-America, Women's Basketball News Service (3rd team)
- 1986** All-America, Women's Basketball News Service (3rd team), American Women's Sports Federation; All-Metro Conference; Metro Conference All-Tournament Team

Schonna Banner

- 1987** Freshman All-America, Women's Basketball News Service (1st team); Metro Conference Newcomer of the Year; Metro Conference All-Tournament Team
- 1988** All-Metro Conference
- 1989** All-America, Women's Basketball News Service (honorable mention); All-Metro Conference; Metro Conference All-Tournament Team
- 1990** All-Metro Conference; Metro Conference All-Tournament Team

Nicki Bass

- 1992** SEC Academic Honor Roll
- 1993** SEC Academic Honor Roll
- 1994** CoSIDA Academic All-District III; SEC H. Boyd McWhorter Postgraduate Scholarship (finalist); SEC Academic Honor Roll

Kelsey Bone

- 2009** U19 FIBA World Championships (gold medal), USA Basketball
- 2010** Freshman All-America, Full Court Press (1st team); SEC Newcomer of the Year, AP; All-SEC, Coaches (2nd team), AP (2nd team); SEC All-Freshman Team; SEC Freshman Academic Honor Roll

Stacy Booker

- 2007** SEC Academic Honor Roll

Sarah Burgess

- 2003** SEC Academic Honor Roll (Freshman)
- 2004** SEC Academic Honor Roll



Ilona Burgrova (2005-08) is one of three Gamecocks to play for her country at the Olympics.

Ilona Burgrova

- 2005** SEC Academic Honor Roll (Freshman)
- 2006** SEC Academic Honor Roll
- 2007** SEC Academic Honor Roll
- 2008** SEC Academic Honor Roll
- 2012** Olympic Team, Czech Republic

Cristina Ciocan

- 2003** All-SEC, AP (3rd team)

Pamela Decheva

- 2012** SEC Academic Honor Roll (First-Year)

Brionna Dickerson

- 2006** SEC Freshman Academic Honor Roll (Freshman)
- 2007** SEC Academic Honor Roll; SEC Community Service Team
- 2008** SEC Academic Honor Roll; SEC Community Service Team
- 2009** CoSIDA Academic All-District III; SEC Postgraduate Scholarship; SEC Academic Honor Roll

Asia Dozier

2013 SEC Academic Honor Roll (First-Year)

Lea Fabbri

2004 SEC Freshman Academic Honor Roll
 2005 SEC Academic Honor Roll
 2006 SEC Academic Honor Roll
 2007 SEC Academic Honor Roll

Sheila Foster

1981 National Player of the Year, Wade Trophy (finalist); All-America, American Women's Sports Federation; World University Games Team, USA Basketball
 1982 National Player of the Year, Wade Trophy (finalist); All-America, Women's Basketball News Service (2nd team), American Women's Sports Federation
 1993 University of South Carolina Athletics Hall of Fame (Player)

Teresa Geter

2001 All-SEC, Coaches (2nd team)
 2002 WNBA Draft, Washington (3rd round, 36th pick)

Sharon Gilmore

1983 Freshman All-America, Women's Basketball News Service (1st team), American Women's Sports Federation; National Sports Festival Games Team, USA Basketball
 1986 All-Metro Conference

Shaunzinski Gortman

2001 All-SEC, Coaches (2nd team)
 2002 All-America, Kodak (honorable mention); All-SEC, Coaches (1st team), AP (1st team); WBCA College All-Star Team; NCAA Tournament All-Region Team (East); WNBA Draft, Charlotte (1st round, 9th pick)
 WNBA Minnesota (2002-03), Washington (2004)

Markeshia Grant

2012 All-SEC, Coaches (2nd team), Associate Press (honorable mention); SEC Academic Honor Roll

Olga Gritsaeva

2004 SEC Academic Honor Roll
 2005 SEC Academic Honor Roll
 2006 SEC Academic Honor Roll

Shannel Harris

2004 SEC Freshman Academic Honor Roll (Freshman)
 2005 SEC Academic Honor Roll
 2006 SEC Academic Honor Roll; SEC Community Service Team
 2007 SEC Academic Honor Roll

Crishna Hill

2000 SEC Academic Honor Roll
 2001 SEC Academic Honor Roll
 2002 SEC Academic Honor Roll

Linda Höglund

2002 SEC Academic Honor Roll
 2003 SEC Academic Honor Roll

Beth Hunt

1989 All-Metro Conference; All-District III, Kodak; Metro Conference Tournament MVP; Metro Conference All-Tournament Team; World University Games Team, USA Basketball
 1990 All-America, Kodak (honorable mention), American Women's Sports Federation; All-District III, Kodak; Metro Conference Player of the Year; All-Metro Conference; Metro Conference All-Tournament Team; National Team, USA Basketball

Shanta Jeffcoat

1998 SEC Academic Honor Roll
 1999 SEC Academic Honor Roll
 2000 SEC Academic Honor Roll

Melanie Johnson

2006 All-SEC, Coaches (2nd team)

Shannon Johnson

1993 Olympic Festival Team (gold medal), USA Basketball
 1994 All-SEC (1st team)
 1995 All-SEC (1st team); State of South Carolina Female Amateur Athlete of the Year; Robert Williams Jones Cup Team (bronze medal), USA Basketball
 1996 National Player of the Year, Naismith Award (finalist), Wade Trophy (finalist); All-America, Women's Basketball News Service (2nd team), College Sports (2nd team), AP (3rd team), Kodak (honorable mention); WBCA College All-Star Team (finalist); All-SEC (1st team); Robert Williams Jones Cup Team (gold medal), USA Basketball
 1997 USA Basketball, World University Games
 1999 State of South Carolina Female Pro Athlete of the Year
 2004 Olympic Team (gold medal), USA Basketball; University of South Carolina Athletics Hall of Fame (Player)
 WNBA Orlando/Connecticut (1999-2003), San Antonio (2004-06), Detroit (2007), Houston (2008), Seattle (2009)

Jordan Jones

2008 SEC Academic Honor Roll (Freshman)

Cindy Kelly

1997 SEC Academic Honor Roll

Casie Key

1999 SEC Academic Honor Roll
 2000 SEC Academic Honor Roll; SEC Community Service Team

Larissa Kulcsar

2004 SEC Academic Honor Roll (Freshman)
 2005 SEC Academic Honor Roll
 2006 SEC Academic Honor Roll
 2007 SEC Academic Honor Roll

ALL-TIME AWARDS



Annie Lester

- 1997 SEC All-Freshman Team
1998 All-SEC, Coaches (2nd team), AP (2nd team)
1999 All-SEC, Coaches (2nd team)

Jewel May

- 2008 SEC Academic Honor Roll (Freshman)
2009 SEC Academic Honor Roll
2010 SEC Academic Honor Roll; SEC Community Service Team
2011 NCAA Ethnic Minority and Women's Enhancement Postgraduate Scholarship for Careers in Athletics; SEC Community Service Team; SEC Academic Honor Roll

Nikki McCray (Assistant Coach 2008-present)

- 2012 Women's Basketball Hall of Fame (Player)

Treka McMillian

- 1992 SEC Academic Honor Roll; NCAA Women's Enhancement Program Post-Graduate Scholarship

Nikki Miars

- 1997 All-SEC, Coaches (2nd team)

Karen Middleton

- 1988 Freshman All-America, Women's Basketball News Service (honorable mention)
1989 CoSIDA Academic All-District III
1990 All-Metro Conference; Metro Conference All-Tournament Team; CoSIDA Academic All-District III
1991 All-Metro Conference; Metro Conference All-Tournament Team

Tiffany Mitchell

- 2013 SEC All-Freshman Team; SEC Academic Honor Roll (First-Year)

Wilka Montout

- 2013 SEC Academic Honor Roll

Kelly Morrone

- 2001 SEC Academic Honor Roll (Freshman)
2002 SEC Academic Honor Roll
2003 SEC Academic Honor Roll; SEC Community Service Team
2004 SEC Academic Honor Roll

Wendy Moss

- 1992 SEC Academic Honor Roll
1993 SEC Academic Honor Roll
1994 SEC Academic Honor Roll

Valerie Nainima

- 2009 Fiji Sports Council Sportswoman of the Year
2010 All-SEC, Coaches (2nd team); SEC Academic Honor Roll
2011 SEC Academic Honor Roll

Renee Najarian

- 1984 Freshman All-America, Women's Basketball News Service (1st team)
1985 All-America, Women's Basketball News Service (4th team)

Courtney Newton

- 2008 SEC Freshman Academic Honor Roll
2009 SEC Academic Honor Roll
2010 SEC Academic Honor Roll
2012 SEC Brad Davis Community Service Postgraduate Scholarship (finalist); SEC Community Service Team

Martha Parker

- 1986 Freshman All-America, Women's Basketball News Service (3rd team), American Women's Sports Federation; Metro Conference Newcomer of the Year
1987 All-America, American Women's Sports Federation; All-Metro Conference; Metro Conference All-Tournament Team
1988 All-America, Women's Basketball News Service (2nd team); Metro Conference Player of the Year; All-Metro Conference; Metro Conference Tournament MVP; CoSIDA Academic All-District III
1989 All-America, Women's Basketball News Service (1st team); Player of the Year, Metro Conference, South Carolina Association of Sportswriters & Broadcasters; State of South Carolina Female Amateur Athlete of the Year; CoSIDA Academic All-America (3rd team); CoSIDA Academic All-District III
1995 University of South Carolina Athletics Hall of Fame (Player)
2000 SEC Entrepreneur Award

Jocelyn Penn

- 2002 All-SEC, Coaches (1st team), AP (2nd team); NCAA Tournament All-Region Team (East); State of South Carolina Female Amateur Athlete of the Year
2003 National Player of the Year, Naismith Award (finalist), Wade Trophy (finalist); All-America, USBWA (1st team), AP (2nd team); Womenscollegehoops.com (honorable mention); WBCA College All-Star Team; All-SEC, Coaches (1st team), AP (1st team); Lowe's Senior CLASS Award; WNBA Draft, Charlotte (1st round, 9th pick)
WNBA Washington (2003), San Antonio (2004)

Audrey Ramsey

- 1997 SEC Academic Honor Roll

Tina Roy

- 2012 SEC Academic Honor Roll (First-Year)
2013 SEC Academic Honor Roll

Shannon Segres

- 2000 SEC Academic Honor Roll
2001 SEC Academic Honor Roll; SEC Community Service Team
2002 SEC Academic Honor Roll; SEC Community Service Team

Imani Sellers

- 2012 SEC Academic Honor Roll

Introduction

Staff

Players

12-13 Review

Records

History

The University

Khadijah Sessions

2013 SEC Academic Honor Roll (First-Year)

Lauren Simms

2004 SEC All-Freshman Team; SEC Academic Honor Roll (Freshman); SEC Community Service Team

2005 SEC Academic Honor Roll; SEC Community Service Team

2006 SEC Academic Honor Roll

2007 SEC Academic Honor Roll

Iva Sliskovic

2004 SEC Academic Honor Roll (Freshman)

2005 SEC Academic Honor Roll

2006 SEC Academic Honor Roll

2007 SEC Academic Honor Roll

2012 Olympic Team, Croatia

Brantley Southers

1982 Freshman All-America, Women's Basketball News Service (2nd team), American Women's Sports Federation; National Sports Festival Games Team, USA Basketball

1984 All-America, Women's Basketball News Service (1st team); All-Metro Conference; Metro Conference All-Tournament Team

1985 All-America, Women's Basketball News Service (4th team), American Women's Sports Federation; All-District III, Kodak; All-Metro Conference; Player of the Year, S.C. Association of Sportswriters and Broadcasters; Metro Conference All-Tournament Team

1986 All-America, Women's Basketball News Service (2nd team), American Women's Sports Federation; All-District III, Kodak; Player of the Year, Metro Conference, South Carolina Association of Sportswriters & Broadcasters; All-Metro Conference; Metro Conference Tournament MVP; Metro Conference All-Tournament Team; State of South Carolina Female Amateur Athlete of the Year

Dawn Staley (Head Coach 2008-present)

2008 National Team Assistant Coach, USA Basketball; Olympic Team Assistant Coach (gold medal), USA Basketball

2010 USA Basketball, Select Team Co-Head Coach

2011 Philadelphia Sports Hall of Fame (Individual)

2012 Women's Basketball Hall of Fame (Player); Female Coach of the Year (Black Coaches and Administrators)

2013 Naismith Memorial Basketball Hall of Fame (Player)

Marah Strickland

2011 SEC Academic Honor Roll

La'Keisha Sutton

2009 SEC All-Freshman Team

2012 All-SEC, Coaches (2nd team), Associated Press (honorable mention); SEC All-Defensive Team; SEC Academic Honor Roll

Christi Timmons

1992 Freshman All-America, Women's Basketball News Service (3rd team)

Lakesha Tolliver

2005 SEC Freshman Academic Honor Roll

2006 SEC Academic Honor Roll

2007 SEC Academic Honor Roll

2008 SEC Academic Honor Roll

Petra Ujhelyi

2002 SEC Academic Honor Roll

2003 All-SEC, AP (3rd team); SEC Academic Honor Roll; WNBA Draft, Phoenix (2nd round, 36th pick)

WNBA Detroit (2003)

Ieasia Walker

2011 All-SEC, Coaches (2nd team), AP (honorable mention)

2012 All-SEC, Coaches (2nd team)

2013 SEC Defensive Player of the Year (Coaches); All-SEC, Coaches (1st team), AP (2nd team); SEC All-Defensive Team; SEC Community Service Team; SEC Academic Honor Roll

Susan Walvius (Head Coach 1998-2008)

2002 SEC Coach of the Year, Coaches, AP

Aleighsa Welch

2012 SEC All-Freshman Team; SEC Academic Honor Roll (First-Year)

2013 All-SEC, Coaches (2nd team), AP (honorable mention); SEC All-Freshman Team; SEC Academic Honor Roll

Lisa Williams

1997 SEC Academic Honor Roll

1998 SEC Academic Honor Roll

1999 SEC Academic Honor Roll; SEC Community Service Team

Marsha Williams

1990 Metro Conference All-Freshman Team

1991 All-Metro Conference; State of South Carolina Female Amateur Athlete of the Year

1992 All-America, Women's Basketball News Service (2nd team), Basketball Times (honorable mention); All-SEC, Coaches (1st team)

1993 All-America, Women's Basketball News Service (2nd team); All-SEC, Coaches (2nd team)

Ebony Wilson

2011 SEC Academic Honor Roll

2012 SEC Academic Honor Roll

Nancy Wilson (Head Coach 1985-97)


1985 Coach of the Year, Metro Conference; National Sports Festival Games Head Coach, USA Basketball

1990 Select Team Assistant Coach, USA Basketball

1991 Coach of the Year, Metro Conference; World University Games Assistant Coach, USA Basketball

1992 USA World Junior Olympic Team Head Coach, USA Basketball

ALL-TIME LETTERWINNER STATS



Adams, Demetress

Season	GP	GS	Min	Avg	FG	FGA	Pct	3FG	FGA	Pct	FT	FTA	Pct	Off	Def	Tot	Avg	PF	FO	A	TO	Blk	Stl	Pts	Avg
2005-06	29	12	569	19.6	94	158	.595	0	3	.000	56	83	.675	63	83	146	5.0	63	0	19	63	34	34	244	8.4
2006-07	33	23	656	19.9	79	157	.503	0	0	.000	34	78	.436	71	103	174	5.3	91	4	35	59	30	52	192	5.8
2007-08	32	32	923	28.8	139	263	.529	0	1	.000	71	124	.573	94	192	286	8.9	102	7	68	105	55	65	349	10.9
2008-09	18	18	504	28.0	77	149	.517	1	3	.333	37	50	.740	46	84	130	7.2	46	1	9	58	21	22	192	10.7
Career	112	85	2652	23.7	389	727	.535	1	7	.143	198	335	.591	274	462	736	6.6	302	12	131	285	140	173	977	8.7

Adams, Pam

Season	GP	GS	Min	Avg	FG	FGA	Pct	3FG	FGA	Pct	FT	FTA	Pct	Off	Def	Tot	Avg	PF	FO	A	TO	Blk	Stl	Pts	Avg
1977-78	18	3			12	45	.267				6	12	.500			25	1.4	32	2	22	47	1	27	30	1.7

Ajanovic, Ines

Season	GP	GS	Min	Avg	FG	FGA	Pct	3FG	FGA	Pct	FT	FTA	Pct	Off	Def	Tot	Avg	PF	FO	A	TO	Blk	Stl	Pts	Avg
1998-99	4	0	19	4.8	2	7	.286	0	0	—	4	4	1.000	1	1	2	0.5	2	0	0	4	1	0	8	2.0
1999-2000	28	6	357	12.8	34	96	.354	16	53	.302	10	21	.476	24	37	61	2.2	31	1	23	35	0	12	94	3.4
2000-01	26	1	275	10.6	35	75	.467	13	26	.500	16	29	.552	29	46	75	2.9	31	0	16	34	1	9	99	3.8
2001-02	28	4	262	9.4	40	97	.412	6	27	.222	14	25	.560	23	28	51	1.8	26	0	12	32	3	5	100	3.6
Career	86	11	913	10.6	111	275	.404	35	106	.330	44	79	.557	77	112	189	2.2	90	1	51	105	5	26	301	3.5

Allen, Philicia

Season	GP	GS	Min	Avg	FG	FGA	Pct	3FG	FGA	Pct	FT	FTA	Pct	Off	Def	Tot	Avg	PF	FO	A	TO	Blk	Stl	Pts	Avg
1980-81	29	6	369	12.7	75	157	.478				21	40	.525			116	4.0	60	4	2	51	32	24	171	5.9
1981-82	15	11	257	17.1	44	98	.449				12	24	.500			82	5.5	23	0	11	40	18	15	100	6.7
Career	44	17	626	14.2	119	255	.467				33	64	.516			198	4.5	83	4	13	91	50	39	271	6.2

Anaz, Nihan

Season	GP	GS	Min	Avg	FG	FGA	Pct	3FG	FGA	Pct	FT	FTA	Pct	Off	Def	Tot	Avg	PF	FO	A	TO	Blk	Stl	Pts	Avg
2000-01	28	13	733	26.2	96	228	.421	18	57	.316	46	68	.979	30	30	60	2.1	55	2	68	81	1	17	256	9.1

Anderson, Katrina

Season	GP	GS	Min	Avg	FG	FGA	Pct	3FG	FGA	Pct	FT	FTA	Pct	Off	Def	Tot	Avg	PF	FO	A	TO	Blk	Stl	Pts	Avg
1977-78	34	34			306	544	.563				142	242	.587			434	12.8	105	3	41	98	23	58	754	22.2
1978-79	37				283	540	.524				134	195	.687			371	10.0					29	126	700	18.9
Career	71	34			589	1084	.543				276	437	.632			805	11.3	105	3	41	98	52	184	1454	20.5

Attaway, Cindy

Season	GP	GS	Min	Avg	FG	FGA	Pct	3FG	FGA	Pct	FT	FTA	Pct	Off	Def	Tot	Avg	PF	FO	A	TO	Blk	Stl	Pts	Avg
1975-76	1				0	1	.000				0	0	.000			0	0.0							0	0.0

Autry, Cheryl

Season	GP	GS	Min	Avg	FG	FGA	Pct	3FG	FGA	Pct	FT	FTA	Pct	Off	Def	Tot	Avg	PF	FO	A	TO	Blk	Stl	Pts	Avg
1978-79	37				80	201	.398				23	51	.451			56	1.5			151				183	4.9
1979-80	34				99	232	.427				32	53	.604			45	1.3	73	2	84	61	5	54	230	6.8
Career	71				179	433	.413				55	104	.529			101	1.4	73	2	235	61	5	54	413	5.8

Ballou, Mindy

Season	GP	GS	Min	Avg	FG	FGA	Pct	3FG	FGA	Pct	FT	FTA	Pct	Off	Def	Tot	Avg	PF	FO	A	TO	Blk	Stl	Pts	Avg
1982-83	28	5	77	15.4	54	130	.415				26	38	.684			50	1.8	35	0	40	64	3	12	134	4.8
1983-84	30	30	1053	35.1	137	261	.525				55	75	.733			77	2.6	71	2	219	132	3	42	329	11.0
1984-85	27	26	950	35.2	114	244	.467				51	70	.729			76	2.8	83	5	162	94	2	51	279	10.3
1985-86	30	30	1116	37.2	189	423	.447				79	97	.814			96	3.2	62	3	174	114	2	65	457	15.2
Career	115	91	3196	27.8	494	1058	.467				211	280	.754			299	2.6	251	10	595	404	10	170	1199	10.4

Banner, Schonna

Season	GP	GS	Min	Avg	FG	FGA	Pct	3FG	FGA	Pct	FT	FTA	Pct	Off	Def	Tot	Avg	PF	FO	A	TO	Blk	Stl	Pts	Avg
1986-87	29	19	864	29.8	183	350	.523				68	94	.723			182	6.3	81	2	11	52	17	23	434	15.0
1987-88	33	31	996	30.2	219	415	.528	0	0	—	67	105	.638	79	161	240	7.3	94	3	19	39	32	36	505	15.3
1988-89	30	30	891	29.7	192	344	.558	0	0	—	51	80	.638	71	154	225	7.5	89	3	23	44	29	39	435	14.5
1989-90	33	33	1051	31.8	181	317	.571	0	0	—	55	82	.671	80	174	254	7.7	90	1	35	48	25	36	417	12.6
Career	125	113	3802	30.4	775	1426	.543	0	0	—	241	361	.668	230	489	901	7.2	354	9	88	183	103	134	1791	14.3

Bass, Nikki

Season	GP	GS	Min	Avg	FG	FGA	Pct	3FG	FGA	Pct	FT	FTA	Pct	Off	Def	Tot	Avg	PF	FO	A	TO	Blk	Stl	Pts	Avg
1990-91	28	0	401	14.3	44	115	.383	32	83	.386	13	20	.650	9	14	23	0.8	40	0	22	31	0	13	133	4.8
1991-92	28	26	857	30.6	52	164	.317	31	92	.337	81	196	.413	13	40	53	1.9	82	2	96	137	3	33	216	7.7
1992-93	27	12	477	17.7	38	140	.271	29	112	.259	22	32	.688	12	20	32	1.2	33	0	34	33	0	15	127	4.7
1993-94	27	26	634	23.5	70	210	.333	60	183	.328	35	40	.875	12	17	29	1.1	54	2	36	36	0	16	235	8.7
Career	110	64	2369	21.5	204	629	.324	152	470	.323	151	288	.524	46	91	137	1.2	209	4	188	237	3	77	711	6.5

Introduction

Staff

Players

12-13 Review

Records

ALL-TIME LETTERWINNER STATS

Belcher, Shannon

Season	GP	GS	Min	Avg	FG	FGA	Pct	3FG	FGA	Pct	FT	FTA	Pct	Off	Def	Tot	Avg	PF	FO	A	TO	Blk	Stl	Pts	Avg
1983-84	7	0	15	2.1	1	4	.250				0	1	.000			3	0.4	2	0	0	2	1	1	2	0.3

Bell, Darcell

Season	GP	GS	Min	Avg	FG	FGA	Pct	3FG	FGA	Pct	FT	FTA	Pct	Off	Def	Tot	Avg	PF	FO	A	TO	Blk	Stl	Pts	Avg
1977-78	17	0			11	35	.314				5	7	.714			14	0.8	10	0	5	22	0	7	27	1.6

Billingslea, Ashlie

Season	GP	GS	Min	Avg	FG	FGA	Pct	3FG	FGA	Pct	FT	FTA	Pct	Off	Def	Tot	Avg	PF	FO	A	TO	Blk	Stl	Pts	Avg
2007-08	14	0	166	11.9	8	45	.178	1	11	.091	8	13	.615	3	17	20	1.4	33	1	21	40	0	9	25	1.8

Bone, Kelsey

Season	GP	GS	Min	Avg	FG	FGA	Pct	3FG	FGA	Pct	FT	FTA	Pct	Off	Def	Tot	Avg	PF	FO	A	TO	Blk	Stl	Pts	Avg
2009-10	29	27	862	29.7	164	367	.447	1	4	.250	77	116	.664	82	186	268	9.2	77	1	28	90	19	25	406	14.0

Booker, Stacy

Season	GP	GS	Min	Avg	FG	FGA	Pct	3FG	FGA	Pct	FT	FTA	Pct	Off	Def	Tot	Avg	PF	FO	A	TO	Blk	Stl	Pts	Avg
2003-04	19	0	142	7.5	13	42	.310	6	26	.231	6	10	.600	4	7	11	0.6	15	1	3	6	2	8	38	2.0
2004-05	29	12	709	24.4	86	247	.348	35	116	.302	39	58	.672	43	65	108	3.7	46	0	50	57	0	26	246	8.5
2005-06	28	0	540	19.3	79	223	.354	38	122	.311	16	29	.552	18	51	69	2.5	33	0	49	45	2	23	212	7.6
2006-07	32	20	661	20.7	102	284	.359	40	154	.260	25	31	.806	29	61	90	2.8	48	1	60	59	3	30	269	8.4
Career	108	32	2052	19.0	280	796	.352	119	418	.285	86	128	.672	94	184	278	2.6	142	2	162	167	7	87	765	7.1

Brewer, Kayla

Season	GP	GS	Min	Avg	FG	FGA	Pct	3FG	FGA	Pct	FT	FTA	Pct	Off	Def	Tot	Avg	PF	FO	A	TO	Blk	Stl	Pts	Avg
2010-11	7	0	97	13.9	4	9	.444	0	0	—	1	6	.167	10	12	22	3.1	13	0	0	5	6	0	9	1.3

Bruner, Ashley

Season	GP	GS	Min	Avg	FG	FGA	Pct	3FG	FGA	Pct	FT	FTA	Pct	Off	Def	Tot	Avg	PF	FO	A	TO	Blk	Stl	Pts	Avg
2009-10	27	0	304	11.3	25	59	.424	0	1	.000	17	36	.472	38	38	76	2.8	32	1	5	27	9	12	67	2.5
2010-11	33	8	727	22.0	116	215	.540	0	0	—	44	88	.500	98	77	175	5.3	64	1	21	55	21	24	276	8.4
2011-12	35	3	772	22.1	100	225	.444	0	0	—	53	138	.384	96	87	183	5.2	69	0	39	54	25	47	253	7.2
2013-13	33	33	1000	30.3	145	330	.439	0	6	.000	50	163	.307	106	161	267	8.1	64	0	55	77	18	47	340	10.3
Career	128	44	2803	21.9	386	829	.466	0	7	.000	50	163	.307	106	161	267	5.5	229	2	120	213	73	130	936	7.3

Buck, Tina

Season	GP	GS	Min	Avg	FG	FGA	Pct	3FG	FGA	Pct	FT	FTA	Pct	Off	Def	Tot	Avg	PF	FO	A	TO	Blk	Stl	Pts	Avg
1981-82	7	0	52	7.4	5	14	.357				0	1	.000			4	0.7	1	0	4	6	0	0	10	1.4

Burgess, Sarah

Season	GP	GS	Min	Avg	FG	FGA	Pct	3FG	FGA	Pct	FT	FTA	Pct	Off	Def	Tot	Avg	PF	FO	A	TO	Blk	Stl	Pts	Avg
2002-03	28	0	511	18.3	60	147	.408	35	103	.340	32	47	.681	30	39	69	2.5	31	0	26	30	1	32	187	6.7
2003-04	26	4	581	22.3	63	192	.328	37	130	.285	27	42	.643	31	60	91	3.5	47	2	49	41	4	41	190	7.3
2004-05	2	0	46	23	4	17	.235	1	13	.077	3	5	.600	2	5	7	3.5	5	0	5	6	0	3	12	6.0
Career	56	4	1138	20.3	127	356	.3567	73	246	.297	62	94	.660	63	104	167	3.0	83	2	80	77	5	76	389	6.9

Burgrova, Iлона

Season	GP	GS	Min	Avg	FG	FGA	Pct	3FG	FGA	Pct	FT	FTA	Pct	Off	Def	Tot	Avg	PF	FO	A	TO	Blk	Stl	Pts	Avg
2004-05	29	19	648	22.3	65	163	.399	0	1	.000	44	67	.657	40	73	113	3.9	51	1	23	57	25	24	174	6.0
2005-06	29	27	552	19	59	119	.496	0	0	—	30	52	.577	48	77	125	4.3	57	1	27	49	34	14	148	5.1
2006-07	33	16	705	21.4	74	144	.514	0	0	—	36	71	.507	60	91	151	4.6	59	3	34	56	37	28	184	5.6
2007-08	32	30	957	29.9	118	214	.551	0	0	—	60	87	.690	64	135	199	6.2	98	9	57	84	37	27	296	9.3
Career	123	92	2862	23.3	316	640	.494	0	1	.000	170	277	.614	212	376	588	4.8	265	14	141	246	133	93	802	6.5


Burgun, Ruthann

Season	GP	GS	Min	Avg	FG	FGA	Pct	3FG	FGA	Pct	FT	FTA	Pct	Off	Def	Tot	Avg	PF	FO	A	TO	Blk	Stl	Pts	Avg
1977-78	11	0			5	19	.263				5	6	.833			17	1.5	11	0	12	13	0	3	15	1.4

Canty, Brit

Season	GP	GS	Min	Avg	FG	FGA	Pct	3FG	FGA	Pct	FT	FTA	Pct	Off	Def	Tot	Avg	PF	FO	A	TO	Blk	Stl	Pts	Avg
1991-92	28	5	409	14.6	19	69	.275	1	6	.167	6	15	.400	9	24	33	1.2	26	0	38	67	1	23	45	1.6
1992-93	19	0	140	7.4	7	29	.241	0	1	.000	4	10	.400	13	12	25	1.3	15	0	6	12	8	8	18	0.9
1993-94	25	1	307	12.3	30	78	.385	1	5	.200	13	23	.565	38	28	66	2.6	35	0	21	29	4	17	74	3.0
Career	72	6	856	11.9	56	176	.318	2	12	.167	23	48	.479	60	64	124	1.7	76	0	65	108	13	48	137	1.9

ALL-TIME LETTERWINNER STATS



Carr, Donna

Season	GP	GS	Min	Avg	FG	FGA	Pct	3FG	FGA	Pct	FT	FTA	Pct	Off	Def	Tot	Avg	PF	FO	A	TO	Blk	Stl	Pts	Avg
1995-96	18	1	215	11.9	21	40	.525	0	0	—	16	24	.667	25	33	58	3.2	32	0	9	12	5	13	58	3.2
1996-97	18	14	338	18.8	29	65	.446	0	1	.000	20	49	.408	45	67	112	6.2	43	4	16	24	9	15	78	4.3
1997-98	27	25	685	25.4	74	181	.409	0	0	—	31	75	.413	83	109	192	7.1	92	5	47	60	10	45	179	6.6
Career	63	40	1238	19.7	124	286	.434	0	1	.000	67	148	.453	153	209	362	5.7	167	9	72	96	24	73	315	5.0

Chibbaro, Maryann

Season	GP	GS	Min	Avg	FG	FGA	Pct	3FG	FGA	Pct	FT	FTA	Pct	Off	Def	Tot	Avg	PF	FO	A	TO	Blk	Stl	Pts	Avg
1979-80	14				3	5	.600				4	8	.500			4	0.3	2	0	6	6	0	2	10	0.7

Ciocan, Cristina

Season	GP	GS	Min	Avg	FG	FGA	Pct	3FG	FGA	Pct	FT	FTA	Pct	Off	Def	Tot	Avg	PF	FO	A	TO	Blk	Stl	Pts	Avg
2000-01	28	18	556	19.9	31	83	.373	2	15	.133	9	16	.563	12	47	59	2.1	56	2	81	78	7	39	73	2.6
2001-02	30	29	852	28.4	80	192	.417	17	40	.425	25	46	.543	16	51	67	2.2	77	1	185	102	5	68	202	6.7
2002-03	31	31	1038	33.5	161	375	.429	42	129	.326	57	74	.770	34	100	134	4.3	88	5	207	138	6	74	421	13.6
2003-04	27	26	893	33.1	127	316	.402	36	110	.327	27	40	.675	40	98	138	5.1	69	0	142	133	7	46	317	11.7
Career	116	104	3339	28.8	399	966	.413	97	294	.330	118	176	.670	102	296	398	3.4	290	8	615	451	25	227	1013	8.7

Clark, Dawn

Season	GP	GS	Min	Avg	FG	FGA	Pct	3FG	FGA	Pct	FT	FTA	Pct	Off	Def	Tot	Avg	PF	FO	A	TO	Blk	Stl	Pts	Avg
1977-78	24	13			38	92	.413				9	21	.429			41	1.7	35	1	44	60	0	23	85	3.5

Conklin, Liz

Season	GP	GS	Min	Avg	FG	FGA	Pct	3FG	FGA	Pct	FT	FTA	Pct	Off	Def	Tot	Avg	PF	FO	A	TO	Blk	Stl	Pts	Avg
1976-77	21				0	5	.000				1	3	.333			4	0.4	1	0	0		1	7	1	0.1

Cook, Edith

Season	GP	GS	Min	Avg	FG	FGA	Pct	3FG	FGA	Pct	FT	FTA	Pct	Off	Def	Tot	Avg	PF	FO	A	TO	Blk	Stl	Pts	Avg
1976-77	26				64	202	.317				43	68	.632			60	2.3	45	2	21		0	62	171	6.6

Cook, Tasha

Season	GP	GS	Min	Avg	FG	FGA	Pct	3FG	FGA	Pct	FT	FTA	Pct	Off	Def	Tot	Avg	PF	FO	A	TO	Blk	Stl	Pts	Avg
2000-01	5	1	24	4.8	1	2	.500	0	0	—	0	0	—	0	0	0	0.0	1	0	3	1	0	0	2	0.4

David, Sherry

Season	GP	GS	Min	Avg	FG	FGA	Pct	3FG	FGA	Pct	FT	FTA	Pct	Off	Def	Tot	Avg	PF	FO	A	TO	Blk	Stl	Pts	Avg
1987-88	14	0	88	6.3	9	25	.360	1	3	.333	10	14	.714	1	11	12	0.9	7	0	10	11	3	10	29	2.1
1988-89	30	28	625	20.8	29	67	.433	0	0	—	12	20	.600	4	35	39	1.3	73	2	93	85	1	26	70	2.3
1989-90	32	32	905	28.3	47	123	.382	1	2	.500	22	34	.647	7	40	47	1.5	87	1	161	109	2	59	117	3.7
1990-91	30	28	842	28.1	49	133	.368	2	4	.500	39	51	.765	12	50	62	2.1	74	1	160	107	9	55	139	4.6
Career	106	88	2460	23.2	134	348	.385	4	9	.444	83	119	.697	24	136	160	1.5	241	4	424	312	15	150	355	3.3

Davis, Tiffany

Season	GP	GS	Min	Avg	FG	FGA	Pct	3FG	FGA	Pct	FT	FTA	Pct	Off	Def	Tot	Avg	PF	FO	A	TO	Blk	Stl	Pts	Avg
2012-13	3	0	40	13.3	4	8	.500	1	4	.250	3	4	.750	1	3	4	1.3	2	0	4	2	0	5	12	4.0

Dean, Melissa

Season	GP	GS	Min	Avg	FG	FGA	Pct	3FG	FGA	Pct	FT	FTA	Pct	Off	Def	Tot	Avg	PF	FO	A	TO	Blk	Stl	Pts	Avg
1974-75	8				2	10	.200				5	10	.500			12	1.5	4						9	1.1

Decheva, Pamela

Season	GP	GS	Min	Avg	FG	FGA	Pct	3FG	FGA	Pct	FT	FTA	Pct	Off	Def	Tot	Avg	PF	FO	A	TO	Blk	Stl	Pts	Avg
2011-12	15	0	51	3.4	2	10	.200	1	9	.111	0	0	—	0	3	3	0.2	6	0	2	1	0	0	5	0.6

Diaz, Lisa

Season	GP	GS	Min	Avg	FG	FGA	Pct	3FG	FGA	Pct	FT	FTA	Pct	Off	Def	Tot	Avg	PF	FO	A	TO	Blk	Stl	Pts	Avg
1986-87	29	6	658	22.7	100	209	.478				10	14	.714			44	1.5	32	0	66	57	1	36	210	7.2
1987-88	34	15	799	23.5	114	236	.483	3	10	.300	37	53	.698	31	60	91	2.7	74	0	120	104	5	35	268	7.9
1988-89	30	29	911	30.4	161	297	.542	1	3	.333	51	69	.739	32	43	75	2.5	57	0	174	85	7	52	374	12.5
1989-90	33	33	1100	33.3	176	374	.471	0	1	.000	45	55	.818	31	57	88	2.7	63	1	138	88	1	52	397	12
Career	126	83	3468	27.5	551	1116	.4934	4	14	.286	143	191	.749	94	160	298	2.4	226	1	498	334	14	175	1249	9.9

Dickerson, Brionna

Season	GP	GS	Min	Avg	FG	FGA	Pct	3FG	FGA	Pct	FT	FTA	Pct	Off	Def	Tot	Avg	PF	FO	A	TO	Blk	Stl	Pts	Avg
2005-06	21	0	187	8.9	16	52	.308	0	3	.000	6	11	.545	10	13	23	1.1	6	0	14	11	0	8	38	1.8
2006-07	31	2	557	18	82	203	.404	9	34	.265	16	25	.640	28	44	72	2.3	23	0	37	23	1	22	189	6.1
2007-08	28	26	804	28.7	111	309	.359	20	61	.328	49	60	.817	48	67	115	4.1	34	0	42	51	1	19	291	10.4
2008-09	19	19	632	33.3	93	236	.394	31	85	.365	37	58	.638	26	32	58	3.1	22	0	27	37	0	14	254	13.4
Career	99	47	2180	22.0	302	800	.378	60	183	.328	108	154	.701	112	156	268	2.7	85	0	120	122	2	63	772	7.8

Introduction

Staff

Players

12-13 Review

Records

History

The University

ALL-TIME LETTERWINNER STATS

Dixon, Medina

Season	GP	GS	Min	Avg	FG	FGA	Pct	3FG	FGA	Pct	FT	FTA	Pct	Off	Def	Tot	Avg	PF	FO	A	TO	Blk	Stl	Pts	Avg
1981-82	15	15	473	31.5	105	235	.447				33	54	.611			124	8.3	56	5	21	44	0	28	243	16.2

Dozier, Asia

Season	GP	GS	Min	Avg	FG	FGA	Pct	3FG	FGA	Pct	FT	FTA	Pct	Off	Def	Tot	Avg	PF	FO	A	TO	Blk	Stl	Pts	Avg
2012-13	31	0	398	12.8	28	134	.209	16	91	.176	11	24	.458	19	42	61	2.0	35	1	25	20	4	8	83	2.7

DuBose, Charlene

Season	GP	GS	Min	Avg	FG	FGA	Pct	3FG	FGA	Pct	FT	FTA	Pct	Off	Def	Tot	Avg	PF	FO	A	TO	Blk	Stl	Pts	Avg
1974-75	28				224	469	.478				35	49	.714			117	4.2	75						483	17.3
1975-76	22				142	331	.429				39	50	.780			83	3.8							323	14.7
Career	50				366	800	.458				74	99	.747			200	4.0	75						806	16.1

Dufficy, Pat

Season	GP	GS	Min	Avg	FG	FGA	Pct	3FG	FGA	Pct	FT	FTA	Pct	Off	Def	Tot	Avg	PF	FO	A	TO	Blk	Stl	Pts	Avg
1979-80	24				28	72	.389				16	25	.640			51	2.1	21	0	12	14	1	9	72	3.0
1980-81	30	0	375	12.5	48	111	.432				25	41	.610			81	2.7	34	0	20	20	7	15	122	4.0
1981-82	6	0	13	2.1	5	24	.208				14	23	.609			14	2.3	7	0	1	4	2	7	24	4.0
Career	60	0	388	6.5	81	207	.391				55	89	.618			146	2.4	62	0	33	38	10	31	218	3.6

Duncan, Dixie

Season	GP	GS	Min	Avg	FG	FGA	Pct	3FG	FGA	Pct	FT	FTA	Pct	Off	Def	Tot	Avg	PF	FO	A	TO	Blk	Stl	Pts	Avg
1976-77	22				9	22	.409				5	14	.357			25	1.1	20	0	10		0	8	23	1.0

Fabrizi, Lea

Season	GP	GS	Min	Avg	FG	FGA	Pct	3FG	FGA	Pct	FT	FTA	Pct	Off	Def	Tot	Avg	PF	FO	A	TO	Blk	Stl	Pts	Avg
2003-04	24	0	216	9	14	42	.333	4	15	.267	20	30	.667	3	21	24	1.0	24	0	21	28	0	3	52	2.2
2004-05	24	18	605	25.2	41	119	.345	21	71	.296	17	23	.739	7	35	42	1.8	54	1	72	93	0	27	120	5.0
2005-06	29	24	571	19.7	48	129	.372	28	84	.333	34	42	.810	4	37	41	1.4	59	1	82	74	0	27	158	5.4
2006-07	28	11	409	14.6	22	100	.220	18	76	.237	11	13	.846	2	31	33	1.2	42	1	71	54	1	20	73	2.6
Career	105	53	1801	17.1	125	390	.321	71	246	.289	82	108	.759	16	124	140	1.3	179	3	246	249	1	77	403	3.8

Falohun, Lauren

Season	GP	GS	Min	Avg	FG	FGA	Pct	3FG	FGA	Pct	FT	FTA	Pct	Off	Def	Tot	Avg	PF	FO	A	TO	Blk	Stl	Pts	Avg
2007-08	14	0	89	6.4	0	7	.000	0	0	—	1	2	.500	4	9	13	0.9	13	0	4	17	1	2	1	0.1
2008-09	26	9	529	20.3	35	98	.357	2	10	.200	22	25	.880	7	34	41	1.6	43	0	37	71	2	16	94	3.6
2009-10	23	1	190	8.3	7	16	.438	0	1	.000	4	9	.444	10	12	22	1.0	24	0	12	19	0	9	18	0.8
Career	63	10	808	12.8	42	121	.347	2	11	.182	27	36	.750	21	55	76	1.2	80	0	53	107	3	27	113	1.8

Foster, Sheila

Season	GP	GS	Min	Avg	FG	FGA	Pct	3FG	FGA	Pct	FT	FTA	Pct	Off	Def	Tot	Avg	PF	FO	A	TO	Blk	Stl	Pts	Avg
1978-79	37				216	432	.500				84	128	.656			329	8.9							516	13.9
1979-80	36				245	452	.542				99	140	.707			379	10.5	72	1	51	93	10	88	589	16.4
1980-81	30	30	1124	37.5	211	396	.533				112	181	.619			381	12.7	48	0	59	110	14	60	534	17.8
1981-82	31	31	1175	37.9	252	432	.583				123	175	.703			338	10.9	62	0	44	84	23	41	627	20.2
Career	134	61	2299		924	1712	.540				418	624	.670			1427	10.6	182	1	154	287	47	189	2266	16.9

Frazier, Lorraine

Season	GP	GS	Min	Avg	FG	FGA	Pct	3FG	FGA	Pct	FT	FTA	Pct	Off	Def	Tot	Avg	PF	FO	A	TO	Blk	Stl	Pts	Avg
1986-87	29	3	368	12.7	41	75	.547				25	28	.893			69	2.4	36	0	13	40	2	19	107	3.7
1987-88	21	2	134	6.4	9	26	.346	0	0	—	6	12	.500	11	13	24	1.1	24	0	8	14	1	5	24	1.1
Career	50	5	502	10.0	50	101	.495	0	0	—	31	40	.775	11	13	93	1.9	60	0	21	54	3	24	131	2.6

Frost, Colleen

Season	GP	GS	Min	Avg	FG	FGA	Pct	3FG	FGA	Pct	FT	FTA	Pct	Off	Def	Tot	Avg	PF	FO	A	TO	Blk	Stl	Pts	Avg
1982-83	13	0	17	1.3	3	7	.429				3	4	.750			7	0.5	11	0	1	4	2	2	9	0.7
1983-84	13	0	53	4.1	8	21	.381				9	18	.500			8	0.6	20	0	0	0	0	0	25	1.9
1984-85	6	0	15	2.5	2	3	.667				1	5	.200			4	0.7	2	0	1	3	0	1	5	0.8
Career	32	0	85	2.7	13	31	.419				13	27	.481			19	0.6	33	0	2	7	2	3	39	1.2

Funderburk, Natalie

Season	GP	GS	Min	Avg	FG	FGA	Pct	3FG	FGA	Pct	FT	FTA	Pct	Off	Def	Tot	Avg	PF	FO	A	TO	Blk	Stl	Pts	Avg
1992-93	19	0	200	10.5	7	24	.292	1	2	.500	13	23	.565	4	12	16	0.8	17	0	28	21	1	9	28	1.5
1993-94	27	26	680	25.2	33	97	.340	13	41	.317	35	66	.530	10	65	75	2.8	53	0	96	76	1	34	114	4.2
1994-95	27	27	912	33.8	39	148	.264	11	60	.183	53	77	.688	10	91	101	3.7	66	2	126	87	1	50	142	5.3
1995-96	28	28	898	32.1	39	152	.257	24	90	.267	28	51	.549	5	84	89	3.2	48	0	127	76	1	47	130	4.6
Career	101	81	2690	26.6	118	421	.280	49	193	.254	129	217	.594	29	252	281	2.8	184	2	377	260	4	140	414	4.1

ALL-TIME LETTERWINNER STATS



Gardner, Ann

Season	GP	GS	Min	Avg	FG	FGA	Pct	3FG	FGA	Pct	FT	FTA	Pct	Off	Def	Tot	Avg	PF	FO	A	TO	Blk	Stl	Pts	Avg
1987-88	12	0	56	4.7	8	27	.296	0	0	—	4	10	.400	12	6	18	1.5	6	0	0	8	0	2	20	1.7
1988-89	17	0	114	6.7	11	29	.379	0	0	—	7	8	.875	9	12	21	1.2	9	0	3	2	1	2	29	1.7
1989-90	18	0	168	9.3	9	39	.231	0	0	—	4	8	.500	9	22	31	1.7	12	0	13	13	1	4	22	1.2
1990-91	30	7	522	17.4	49	118	.415	26	71	.366	7	13	.538	28	70	98	3.3	29	0	26	26	1	16	131	4.4
Career	77	7	860	11.2	77	213	.362	26	71	.366	22	39	.564	58	110	168	2.2	56	0	42	49	3	24	202	2.6

Geter, Teresa

Season	GP	GS	Min	Avg	FG	FGA	Pct	3FG	FGA	Pct	FT	FTA	Pct	Off	Def	Tot	Avg	PF	FO	A	TO	Blk	Stl	Pts	Avg
2000-01	27	25	800	29.6	113	190	.595	12	25	.480	74	99	.747	52	124	176	6.5	69	2	55	72	58	54	312	11.6
2001-02	28	23	720	25.7	94	195	.482	0	6	.000	69	85	.812	62	115	177	6.3	68	2	46	48	41	44	257	9.2
Career	55	48	1520	27.6	207	385	.538	12	31	.387	143	184	.777	114	239	353	6.4	137	4	101	120	99	98	569	10.3

Gilbert, Joyce

Season	GP	GS	Min	Avg	FG	FGA	Pct	3FG	FGA	Pct	FT	FTA	Pct	Off	Def	Tot	Avg	PF	FO	A	TO	Blk	Stl	Pts	Avg
1976-77	26				123	333	.369				66	75	.880			160	6.2	85	4	65		6	33	312	12.0
1977-78	33	19			54	157	.344				28	48	.583			52	1.6	65	1	75	87	7	38	136	4.1
Career	59	19			177	490	.361				94	123	.764			212	3.6	150	5	140	87	13	71	448	7.6

Gill, Ellen

Season	GP	GS	Min	Avg	FG	FGA	Pct	3FG	FGA	Pct	FT	FTA	Pct	Off	Def	Tot	Avg	PF	FO	A	TO	Blk	Stl	Pts	Avg
1994-95	5	0	10	2	0	1	.000	0	0	—	0	1	.000	1	1	2	0.4	0	0	0	2	0	1	0	0.0

Gilmore, Sharon

Season	GP	GS	Min	Avg	FG	FGA	Pct	3FG	FGA	Pct	FT	FTA	Pct	Off	Def	Tot	Avg	PF	FO	A	TO	Blk	Stl	Pts	Avg
1982-83	28	28	876	31.3	184	317	.580				57	91	.626			232	8.3	103	7	13	88	29	31	425	15.2
1983-84	30	28	807	26.9	154	338	.456				92	133	.692			215	7.2	92	2	26	68	34	32	400	13.3
1984-85	22	19	583	26.5	119	215	.553				38	66	.576			169	7.7	78	3	13	59	18	37	258	11.7
1985-86	30	30	945	31.5	189	368	.514				50	94	.532			266	8.9	102	6	11	62	20	41	428	14.3
Career	110	105	3211	29.2	646	1238	.522				237	384	.617			882	8.0	375	18	63	277	101	141	1511	13.7

Glass, Laura

Season	GP	GS	Min	Avg	FG	FGA	Pct	3FG	FGA	Pct	FT	FTA	Pct	Off	Def	Tot	Avg	PF	FO	A	TO	Blk	Stl	Pts	Avg
1984-85	17	0	83	4.9	8	19	.421				10	18	.556			25	1.5	18	0	2	10	0	1	26	1.5
1985-86	24	3	228	9.5	25	52	.481				9	18	.500			56	2.3	36	0	4	13	5	6	59	2.5
1987-88	32	3	317	9.9	32	74	.432	0	0	—	9	17	.529	25	44	69	2.2	31	0	6	23	3	5	73	2.3
Career	73	6	628	8.6	65	145	.448	0	0	—	28	53	.528	25	44	150	2.1	85	0	12	46	8	12	158	2.2

Glass, Peggy

Season	GP	GS	Min	Avg	FG	FGA	Pct	3FG	FGA	Pct	FT	FTA	Pct	Off	Def	Tot	Avg	PF	FO	A	TO	Blk	Stl	Pts	Avg
1984-85	8	0	34	4.3	1	6	.167				0	0	.000			8	1.0	11	0	0	4	1	1	2	0.3
1985-86	26	5	281	10.8	20	64	.313				13	19	.684			52	2.0	51	2	6	21	6	4	53	2.0
1986-87	30	14	510	17	39	105	.371				28	46	.609			112	3.7	69	2	8	52	7	12	106	3.5
1987-88	31	16	366	11.8	34	81	.420	0	0	—	17	36	.472	39	45	84	2.7	60	2	14	25	3	5	85	2.7
Career	95	35	1191	12.5	94	256	.367	0	0	—	58	101	.574	39	45	256	2.7	191	6	28	102	17	22	246	2.6

Godfrey, Heather

Season	GP	GS	Min	Avg	FG	FGA	Pct	3FG	FGA	Pct	FT	FTA	Pct	Off	Def	Tot	Avg	PF	FO	A	TO	Blk	Stl	Pts	Avg
1994-95	27	0	436	16.1	46	122	.377	43	106	.406	0	1	.000	18	24	42	1.6	28	0	21	28	0	4	135	5.0
1995-96	28	1	348	12.4	53	140	.379	43	121	.355	2	2	1.000	9	29	38	1.4	7	0	14	29	2	7	151	5.4
1996-97	27	2	384	14.2	43	147	.293	33	131	.252	1	4	.250	21	28	49	1.8	10	0	35	47	2	11	120	4.4
1997-98	26	0	426	16.4	43	132	.326	40	122	.328	4	9	.444	12	34	46	1.8	26	0	29	39	0	5	130	5.0
Career	108	3	1594	14.8	185	541	.342	159	480	.331	7	16	.438	60	115	175	1.6	71	0	99	143	4	27	536	5.0

Gortman, Shaun

Season	GP	GS	Min	Avg	FG	FGA	Pct	3FG	FGA	Pct	FT	FTA	Pct	Off	Def	Tot	Avg	PF	FO	A	TO	Blk	Stl	Pts	Avg
1998-99	27	25	745	27.6	118	314	.376	12	56	.214	53	90	.589	57	80	137	5.1	88	6	61	104	4	47	301	11.1
1999-2000	20	20	578	28.9	116	248	.468	13	34	.382	51	85	.600	25	87	112	5.6	63	2	84	108	18	51	296	14.8
2000-01	27	26	843	31.2	112	293	.382	34	105	.324	40	57	.702	32	106	138	5.1	73	2	80	98	10	52	298	11.0
2001-02	31	29	982	31.7	176	414	.425	52	143	.364	68	102	.667	56	133	189	6.1	73	2	93	89	7	62	472	15.2
Career	105	100	3148	30.0	522	1269	.411	111	338	.328	212	334	.635	170	406	576	5.5	297	12	318	399	39	212	1367	13.0

Grant, Markeshia

Season	GP	GS	Min	Avg	FG	FGA	Pct	3FG	FGA	Pct	FT	FTA	Pct	Off	Def	Tot	Avg	PF	FO	A	TO	Blk	Stl	Pts	Avg
2010-11	33	2	670	20.3	79	236	.335	32	111	.288	26	38	.684	28	66	94	2.8	43	0	43	44	2	28	216	6.5
2011-12	35	35	944	27.0	144	353	.408	6	176	.364	35	49	.714	31	57	88	2.5	49	0	58	67	4	31	387	11.1
Career	68	37	1614	23.7	223	589	.379	96	287	.334	61	87	.701	59	123	182	2.7	92	0						

ALL-TIME LETTERWINNER STATS

Griffith, Evie

Season	GP	GS	Min	Avg	FG	FGA	Pct	3FG	FGA	Pct	FT	FTA	Pct	Off	Def	Tot	Avg	PF	FO	A	TO	Blk	Stl	Pts	Avg
1974-75	18				20	50	.400				15	36	.417			82	4.6	53						55	3.1

Gritsaeva, Olga

Season	GP	GS	Min	Avg	FG	FGA	Pct	3FG	FGA	Pct	FT	FTA	Pct	Off	Def	Tot	Avg	PF	FO	A	TO	Blk	Stl	Pts	Avg
2002-03	20	1	230	11.5	19	49	.388	1	6	.167	23	45	.511	25	27	52	2.6	25	0	16	9	6	7	62	3.1
2003-04	28	25	686	24.5	92	199	.462	11	30	.367	48	98	.490	57	106	163	5.8	60	0	46	64	4	24	243	8.7
2004-05	29	12	549	18.9	25	105	.238	12	61	.197	25	42	.595	33	70	103	3.6	28	0	41	45	11	14	87	3.0
2005-06	26	0	281	10.8	20	59	.339	7	32	.219	3	7	.429	16	23	39	1.5	15	0	19	17	10	13	50	1.9
Career	103	38	1746	17.0	156	412	.379	31	129	.240	99	192	.516	131	226	357	3.5	128	0	122	135	31	58	442	4.3

Gullett, Erica

Season	GP	GS	Min	Avg	FG	FGA	Pct	3FG	FGA	Pct	FT	FTA	Pct	Off	Def	Tot	Avg	PF	FO	A	TO	Blk	Stl	Pts	Avg
1992-93	26	8	365	14	28	74	.378	0	0	.000	26	48	.542	36	54	90	3.5	33	0	5	20	5	11	82	3.2
1993-94	4	0	74	18.5	9	21	.429	0	0	.000	4	7	.571	8	14	22	5.5	6	0	1	5	2	1	22	5.5
Career	30	8	439	14.6	37	95	.389	0	0	.000	30	55	.545	44	68	112	3.7	39	0	6	25	7	12	104	3.5

Hadwin, Sara

Season	GP	GS	Min	Avg	FG	FGA	Pct	3FG	FGA	Pct	FT	FTA	Pct	Off	Def	Tot	Avg	PF	FO	A	TO	Blk	Stl	Pts	Avg
1996-97	15	0	67	4.5	8	16	.500	1	2	.500	2	4	.500	1	5	6	0.4	5	0	10	13	0	5	19	1.3
1997-98	7	0	21	3.0	4	5	.800	2	2	1.000	0	1	.000	2	3	5	0.7	4	0	2	3	0	1	10	1.4
Career	22	0	88	4.0	12	21	.571	3	4	.750	2	5	.400	3	8	11	0.5	9	0	12	16	0	6	29	1.3

Harris, Shannel

Season	GP	GS	Min	Avg	FG	FGA	Pct	3FG	FGA	Pct	FT	FTA	Pct	Off	Def	Tot	Avg	PF	FO	A	TO	Blk	Stl	Pts	Avg
2003-04	17	0	78	4.6	5	14	.357	1	5	.200	5	9	.556	7	9	16	0.9	9	0	3	4	3	2	16	0.9
2004-05	28	11	355	12.7	15	57	.263	8	33	.242	3	5	.600	24	29	53	1.9	29	0	22	40	7	16	41	1.5
2005-06	29	25	549	18.9	44	105	.419	3	20	.150	7	10	.700	32	40	72	2.5	48	1	33	25	9	27	98	3.4
2006-07	31	20	533	17.2	33	93	.355	10	28	.357	12	21	.571	36	38	74	2.4	38	0	26	30	22	39	88	2.8
Career	105	56	1515	14.4	97	269	.361	22	86	.256	27	45	.600	99	116	215	2.0	124	1	84	99	41	84	243	2.3

Harvey, Tammy

Season	GP	GS	Min	Avg	FG	FGA	Pct	3FG	FGA	Pct	FT	FTA	Pct	Off	Def	Tot	Avg	PF	FO	A	TO	Blk	Stl	Pts	Avg
1983-84	16	0	91	5.7	5	17	.294				5	7	.714			16	1.0	15	0	4	8	1	4	15	0.9
1984-85	6	0	20	3.3	4	9	.444				2	4	.500			15	2.5	3	0	2	6	2	1	10	1.7
1985-86	29	17	641	22.1	51	108	.472				39	71	.549			162	5.6	70	1	31	35	5	30	141	4.9
1986-87	30	25	711	23.7	69	146	.473				24	61	.393			172	5.7	82	2	34	63	6	18	162	5.4
Career	81	42	1463	18.0	129	280	.461				70	143	.490			365	4.5	170	3	71	112	14	53	328	4.0

Hawkins, Beverly

Season	GP	GS	Min	Avg	FG	FGA	Pct	3FG	FGA	Pct	FT	FTA	Pct	Off	Def	Tot	Avg	PF	FO	A	TO	Blk	Stl	Pts	Avg
1987-88	34	10	534	15.7	53	122	.434	0	1	.000	13	21	.619	38	62	100	2.9	46	0	27	52	6	21	119	3.5
1988-89	29	0	478	16.5	48	109	.440	0	0	—	26	38	.684	32	44	76	2.6	35	1	25	30	14	23	122	4.2
1989-90	13	0	91	7.0	5	24	.208	0	0	—	4	9	.444	8	15	23	1.8	6	0	6	19	0	2	14	1.1
1990-91	11	1	60	5.5	9	15	.600	0	0	—	5	11	.455	12	9	21	1.9	5	0	0	5	2	3	23	2.1
Career	87	11	1163	13.4	115	270	.426	0	1	.000	48	79	.608	90	130	220	2.5	92	1	58	106	22	49	278	3.2

Hickey, Trese

Season	GP	GS	Min	Avg	FG	FGA	Pct	3FG	FGA	Pct	FT	FTA	Pct	Off	Def	Tot	Avg	PF	FO	A	TO	Blk	Stl	Pts	Avg
1995-96	27	25	580	21.5	81	187	.433	0	0	—	18	45	.400	72	105	177	6.6	84	1	11	41	7	31	180	6.7

Hill, Crishna

Season	GP	GS	Min	Avg	FG	FGA	Pct	3FG	FGA	Pct	FT	FTA	Pct	Off	Def	Tot	Avg	PF	FO	A	TO	Blk	Stl	Pts	Avg
1998-99	27	3	516	19.1	37	117	.316	10	52	.192	12	21	.571	27	40	67	2.5	58	1	36	43	3	28	96	3.6
1999-2000	28	6	473	16.9	31	108	.287	13	55	.236	12	20	.600	22	22	44	1.6	50	0	29	35	0	12	87	3.1
2000-01	4	1	25	6.3	1	5	.200	0	2	.000	0	0	.000	0	0	0	0.0	4	0	0	2	0	0	2	0.5
2001-02	21	2	145	6.9	11	30	.367	3	13	.231	4	6	.667	11	7	18	0.9	13	0	12	7	1	7	29	1.4
Career	80	12	1159	14.5	80	260	.308	26	122	0.213	28	47	.596	60	69	129	1.6	125	1	77	87	4	47	214	2.7


Holgund, Linda

Season	GP	GS	Min	Avg	FG	FGA	Pct	3FG	FGA	Pct	FT	FTA	Pct	Off	Def	Tot	Avg	PF	FO	A	TO	Blk	Stl	Pts	Avg
1999-2000	19	0	128	6.7	10	37	.270	6	22	.273	0	3	.000	6	8	14	0.7	17	0	6	9	2	7	26	1.4
2000-01	16	0	79	4.9	9	21	.429	2	7	.286	5	6	.833	5	5	10	0.6	9	0	5	6	1	4	25	1.6
2001-02	12	0	47	3.9	5	17	.294	2	8	.250	2	4	.500	2	6	8	0.7	6	0	3	7	0	4	14	1.2
2002-03	3	0	16	5.3	2	4	.500	1	3	.333	0	0	.000	0	1	1	0.3	0	0	0	1	0	1	5	1.7
Career	50	0	270	5.4	26	79	.329	11	40	.275	7	13	.538	13	20	33	0.7	32	0	14	23	3	16	70	1.4

Holland, Liz

Season	GP	GS	Min	Avg	FG	FGA	Pct	3FG	FGA	Pct	FT	FTA	Pct	Off	Def	Tot	Avg	PF	FO	A	TO	Blk	Stl	Pts	Avg
1981-82	6	0	3	0.5	2	5	.400				2	2	1.000			1	0.2	2	0	0	1	0	1	6	1.0

ALL-TIME LETTERWINNER STATS



Hollosy, Victoria

Season	GP	GS	Min	Avg	FG	FGA	Pct	3FG	FGA	Pct	FT	FTA	Pct	Off	Def	Tot	Avg	PF	FO	A	TO	Blk	Stl	Pts	Avg
1999-2000	1	0	8	8.0	0	2	.000	0	0	—	0	0	—	0	0	0	0.0	1	0	1	0	0	0	0	0.0
2000-01	3	1	5	1.7	1	2	.500	0	0	—	0	0	—	0	0	0	0.0	1	0	0	1	0	0	2	0.7
Career	4	1	13	3.25	1	4	.250	0	0	—	0	0	—	0	0	0	0.0	2	0	1	1	0	0	2	0.5

Howard, Natalie

Season	GP	GS	Min	Avg	FG	FGA	Pct	3FG	FGA	Pct	FT	FTA	Pct	Off	Def	Tot	Avg	PF	FO	A	TO	Blk	Stl	Pts	Avg
1986-87	12	0	76	6.3	7	24	.292				5	8	.625			4	0.3	6	0	2	10	0	2	19	1.6
1987-88	5	0	32	6.4	7	14	.500	0	0	—	1	2	.500	3	4	7	1.4	2	0	1	4	0	2	15	3.0
Career	17	0	108	6.4	14	38	.368	0	0	—	6	10	.600	3	4	11	0.6	8	0	3	14	0	4	34	2.0

Hunt, Beth

Season	GP	GS	Min	Avg	FG	FGA	Pct	3FG	FGA	Pct	FT	FTA	Pct	Off	Def	Tot	Avg	PF	FO	A	TO	Blk	Stl	Pts	Avg
1988-89	30	30	915	30.5	242	420	.576	1	1	1.000	107	141	.759	107	169	276	9.2	78	2	42	99	20	52	592	19.7
1989-90	33	33	1054	31.9	316	547	.578	1	8	.125	115	171	.673	107	230	337	10.2	73	1	55	95	21	52	748	22.7
Career	63	63	1969	31.3	558	967	.577	2	9	.222	222	312	.712	214	399	613	9.7	151	3	97	194	41	104	1340	21.3

Hunter, Angela

Season	GP	GS	Min	Avg	FG	FGA	Pct	3FG	FGA	Pct	FT	FTA	Pct	Off	Def	Tot	Avg	PF	FO	A	TO	Blk	Stl	Pts	Avg
2004-05	29	8	478	16.5	51	166	.307	33	122	.270	26	35	.743	11	39	50	1.7	32	0	40	54	0	12	161	5.6
2005-06	13	0	90	6.9	7	35	.200	5	31	.161	2	4	.500	2	10	12	0.9	9	0	3	7	1	3	21	1.6
Career	42	8	568	13.5	58	201	.289	38	153	.248	28	39	.718	13	49	62	1.5	41	0	43	61	1	15	182	4.3

Ibiam, Elem

Season	GP	GS	Min	Avg	FG	FGA	Pct	3FG	FGA	Pct	FT	FTA	Pct	Off	Def	Tot	Avg	PF	FO	A	TO	Blk	Stl	Pts	Avg
2011-12	25	0	197	7.9	26	59	.441	0	1	.000	22	35	.629	34	40	74	3.0	33	0	4	16	17	2	74	3.0
2012-13	30	0	472	15.7	64	131	.486	0	0	—	32	64	.500	52	83	135	4.5	48	1	8	20	30	11	160	5.3
Career	55	0	669	12.2	90	190	.474	0	1	.000	54	99	.545	86	123	209	3.8	81	1	12	36	47	13	234	4.3

Jacobs, Cynthia

Season	GP	GS	Min	Avg	FG	FGA	Pct	3FG	FGA	Pct	FT	FTA	Pct	Off	Def	Tot	Avg	PF	FO	A	TO	Blk	Stl	Pts	Avg
1978-79	29				148	290	.510				60	102	.588			245	8.5							356	12.3
1979-80	36				127	258	.492				57	108	.528			270	7.5	91	2	68	110	18	47	311	8.6
Career	65				275	548	.502				117	210	.557			515	7.9	91	2	68	110	18	47	667	10.3

James, Betsy

Season	GP	GS	Min	Avg	FG	FGA	Pct	3FG	FGA	Pct	FT	FTA	Pct	Off	Def	Tot	Avg	PF	FO	A	TO	Blk	Stl	Pts	Avg
1976-77	10				0	5	.000				1	3	.333			4	0.4	1	0	0		0	2	1	0.1

Jeffcoat, Shanta

Season	GP	GS	Min	Avg	FG	FGA	Pct	3FG	FGA	Pct	FT	FTA	Pct	Off	Def	Tot	Avg	PF	FO	A	TO	Blk	Stl	Pts	Avg
1996-97	27	0	461	17.1	42	126	.333	6	26	.231	43	61	.705	21	45	66	2.4	41	0	39	70	4	25	133	4.9
1997-98	24	0	184	7.7	21	55	.382	4	18	.222	10	17	.588	6	17	23	1.0	21	0	19	21	1	5	56	2.3
1998-99	24	0	238	9.9	19	51	.373	2	16	.125	17	20	.850	17	14	31	1.3	22	0	23	21	3	16	57	2.4
1999-2000	28	18	553	19.8	26	81	.321	8	31	.258	24	34	.706	28	17	45	1.6	42	0	44	54	3	16	84	3.0
Career	103	18	1436	13.9	108	313	.345	20	91	.220	94	132	.712	72	93	165	1.6	126	0	125	166	11	62	330	3.2

Johnson, Evelyn

Season	GP	GS	Min	Avg	FG	FGA	Pct	3FG	FGA	Pct	FT	FTA	Pct	Off	Def	Tot	Avg	PF	FO	A	TO	Blk	Stl	Pts	Avg
1979-80	36				199	402	.495				69	109	.633			187	5.2	95	3	62	83	9	58	467	13.0
1980-81	30	30	912	30.4	200	418	.480				93	125	.744			178	5.9	94	6	76	102	13	49	493	16.7
1981-82	31	31	887	28.6	187	378	.495				50	71	.704			157	5.1	81	1	83	93	20	67	424	13.7
1982-83	16	11	259	16.2	88	192	.458				60	90	.667			106	6.6	56	4	22	41	7	17	236	14.8
Career	113	72	2058	18.2	674	1390	.485				272	395	.689			628	5.6	326	14	243	319	49	191	1620	14.3

Johnson, Koretha

Season	GP	GS	Min	Avg	FG	FGA	Pct	3FG	FGA	Pct	FT	FTA	Pct	Off	Def	Tot	Avg	PF	FO	A	TO	Blk	Stl	Pts	Avg
2002-03	31	31	820	26.5	55	164	.335	17	63	.270	39	63	.619	69	99	168	5.4	75	3	39	66	5	33	166	5.4

Johnson, Melanie

Season	GP	GS	Min	Avg	FG	FGA	Pct	3FG	FGA	Pct	FT	FTA	Pct	Off	Def	Tot	Avg	PF	FO	A	TO	Blk	Stl	Pts	Avg
2004-05	28	9	543	19.4	86	182	.473	0	2	.000	32	75	.427	75	114	189	6.8	67	2	34	75	54	62	204	7.3
2005-06	29	12	596	20.6	127	241	.527	0	3	.000	64	92	.696	69	123	192	6.6	69	3	43	79	29	67	318	11.0
2006-07	32	17	562	17.6	110	259	.425	5	23	0.217	53	80	.663	93	83	176	5.5	70	1	42	73	16	63	278	8.7
Career	89	38	1701	19.1	323	682	.474	5	28	.179	149	247	.603	237	320	557	6.3	206	6	119	227	99	192	800	9.0

Introduction

Staff

Players

12-13 Review

Records

History

The University

ALL-TIME LETTERWINNER STATS

Johnson, Rita

Season	GP	GS	Min	Avg	FG	FGA	Pct	3FG	FGA	Pct	FT	FTA	Pct	Off	Def	Tot	Avg	PF	FO	A	TO	Blk	Stl	Pts	Avg
1977-78	33	7			75	201	.373				20	37	.541			43	1.3	84	4	38	79	2	54	170	5.2
1978-79	31				106	212	.500				56	83	.674			45	1.5							268	8.6
1979-80	36				113	250	.452				46	76	.605			50	1.4	96	2	119	79	2	89	272	7.6
1980-81	30	23	670	22.3	134	265	.506				78	97	.804			58	1.9	64	1	75	73	1	88	346	11.6
Career	130	30	670		428	928	.461				200	293	.683			196	1.5	244	7	232	231	5	231	1056	8.1

Johnson, Shannon

Season	GP	GS	Min	Avg	FG	FGA	Pct	3FG	FGA	Pct	FT	FTA	Pct	Off	Def	Tot	Avg	PF	FO	A	TO	Blk	Stl	Pts	Avg
1992-93	27	27	715	26.5	89	212	.420	18	50	.360	63	87	.724	30	68	98	3.6	81	3	83	131	4	65	259	9.6
1993-94	27	27	834	30.9	231	506	.457	44	111	.396	128	186	.688	65	95	160	5.9	95	1	133	117	17	64	634	23.5
1994-95	27	27	973	36.0	214	497	.431	64	182	.352	154	227	.678	62	110	172	6.4	91	4	138	99	18	57	646	23.9
1995-96	28	27	973	34.8	238	544	.438	82	202	.406	133	179	.743	44	123	167	6.0	86	1	113	104	20	74	691	24.7
Career	109	108	3495	32.1	772	1759	.4389	208	545	.382	478	679	.704	201	396	597	5.5	353	9	467	451	59	260	2230	20.5

Jones, Cissie

Season	GP	GS	Min	Avg	FG	FGA	Pct	3FG	FGA	Pct	FT	FTA	Pct	Off	Def	Tot	Avg	PF	FO	A	TO	Blk	Stl	Pts	Avg
1974-75	30				94	233	.403				19	41	.463			189	6.3	80						207	6.9

Jones, Ebony

Season	GP	GS	Min	Avg	FG	FGA	Pct	3FG	FGA	Pct	FT	FTA	Pct	Off	Def	Tot	Avg	PF	FO	A	TO	Blk	Stl	Pts	Avg
2004-05	1	0	2	2.0	1	1	1.000	0	0	—	0	0	—	0	1	1	1.0	1	0	0	1	0	0	2	2.0
2005-06	7	0	28	4.0	6	19	.316	3	15	.200	1	1	1.000	1	0	1	0.1	4	0	1	2	0	1	16	2.3
2006-07	7	0	26	3.7	6	14	.429	4	10	.400	1	2	.500	0	2	2	0.3	2	0	2	2	1	1	17	2.4
2007-08	29	6	412	14.2	40	129	.310	35	108	.324	6	8	.750	17	35	52	1.8	33	0	27	28	1	15	121	4.2
Career	44	6	468	10.6	53	163	.325	42	133	.316	8	11	.727	18	38	56	1.3	40	0	30	33	2	17	156	3.5

Jones, Jordan

Season	GP	GS	Min	Avg	FG	FGA	Pct	3FG	FGA	Pct	FT	FTA	Pct	Off	Def	Tot	Avg	PF	FO	A	TO	Blk	Stl	Pts	Avg
2007-08	32	31	1111	34.7	140	345	.406	97	243	.399	42	57	.737	14	75	89	2.8	61	0	58	88	1	50	419	13.1

Joyner, Lori

Season	GP	GS	Min	Avg	FG	FGA	Pct	3FG	FGA	Pct	FT	FTA	Pct	Off	Def	Tot	Avg	PF	FO	A	TO	Blk	Stl	Pts	Avg
1988-89	17	0	125	7.4	12	30	.400	0	0	—	11	16	.688	1	5	6	0.4	12	0	17	16	1	6	35	2.1
1989-90	33	0	430	13.0	42	112	.375	8	22	.364	20	36	.556	3	27	30	0.9	40	0	52	57	0	23	112	3.4
1990-91	30	28	907	30.2	184	391	.471	11	48	.229	105	139	.755	18	69	87	2.9	67	3	97	94	0	51	484	16.1
1992-93	22	22	706	32.1	114	295	.386	5	32	.156	104	135	.770	19	55	74	3.4	61	2	53	72	3	39	337	15.3
Career	102	50	2168	21.3	352	828	.425	24	102	.235	240	326	.736	41	156	197	1.9	180	5	219	239	4	119	968	9.5

Kelly, Cindy

Season	GP	GS	Min	Avg	FG	FGA	Pct	3FG	FGA	Pct	FT	FTA	Pct	Off	Def	Tot	Avg	PF	FO	A	TO	Blk	Stl	Pts	Avg
1992-93	17	0	154	9.1	8	16	.500	0	0	—	7	16	.438	14	28	42	2.5	11	0	1	2	2	6	23	1.4
1993-94	26	2	409	15.7	56	122	.459	6	22	.273	27	40	.675	34	72	106	4.1	51	0	2	13	20	8	145	5.6
1994-95	27	27	687	25.4	114	232	.491	9	34	.265	54	78	.692	62	73	135	5.0	75	2	12	40	7	9	291	10.8
1995-96	28	28	704	25.1	73	180	.406	9	38	.237	33	49	.673	74	80	154	5.5	60	0	10	35	6	9	188	6.7
Career	98	57	1954	20.0	251	550	.456	24	94	.255	121	183	.661	184	253	437	4.5	197	2	25	90	35	32	647	6.6

Kennedy, Samone

Season	GP	GS	Min	Avg	FG	FGA	Pct	3FG	FGA	Pct	FT	FTA	Pct	Off	Def	Tot	Avg	PF	FO	A	TO	Blk	Stl	Pts	Avg
2007-08	31	6	583	18.8	41	115	.357	0	8	.000	33	50	.660	14	44	58	1.9	35	0	106	81	0	42	115	3.7
2008-09	28	20	680	24.3	55	147	.374	9	39	.231	27	44	.614	5	39	44	1.6	47	0	68	73	2	34	146	5.2
2009-10	29	27	810	27.9	56	149	.376	14	49	.286	20	35	.571	12	66	78	2.7	49	0	68	49	2	34	146	5.0
2010-11	16	9	216	13.5	16	47	.340	3	18	.167	6	12	.500	3	15	18	1.1	16	0	13	24	2	10	41	2.6
Career	104	62	2289	22.0	168	458	.367	23	114	.228	86	141	.610	34	164	198	1.9	147	0	255	227	6	120	448	4.3

Keppler, Lynette

Season	GP	GS	Min	Avg	FG	FGA	Pct	3FG	FGA	Pct	FT	FTA	Pct	Off	Def	Tot	Avg	PF	FO	A	TO	Blk	Stl	Pts	Avg
1996-97	21	0	158	7.5	7	30	.233	0	0	—	3	10	.300	8	18	26	1.2	19	0	2	17	5	6	17	0.8

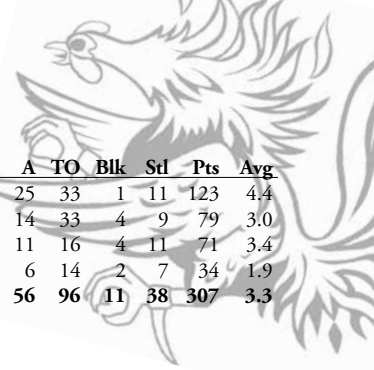
Kerr, Nona

Season	GP	GS	Min	Avg	FG	FGA	Pct	3FG	FGA	Pct	FT	FTA	Pct	Off	Def	Tot	Avg	PF	FO	A	TO	Blk	Stl	Pts	Avg
1974-75	7				0	6	.000				2	8	.250			2	0.3	2						2	0.3

Key, Casie

Season	GP	GS	Min	Avg	FG	FGA	Pct	3FG	FGA	Pct	FT	FTA	Pct	Off	Def	Tot	Avg	PF	FO	A	TO	Blk	Stl	Pts	Avg
1996-97	17	0	91	5.4	9	27	.333	0	0	—	3	14	0.214	12	25	37	2.2	9	0	4	6	7	5	21	1.2
1997-98	15	0	47	3.1	9	21	.429	0	0	—	1	5	.200	7	8	15	1.0	14	1	0	10	1	1	19	1.3
1998-99	20	0	123	6.2	17	39	.436	0	0	—	3	8	.375	15	22	37	1.9	19	1	0	15	0	7	37	1.9
1999-2000	14	1	55	3.9	3	12	.250	0	0	—	3	5	.600	3	8	11	0.8	6	0	3	6	0	0	9	0.6
Career	66	1	316	4.8	38	99	.384	0	0	—	10	32	.313	37	63	100									

ALL-TIME LETTERWINNER STATS



Kulcsar, Larissa

Season	GP	GS	Min	Avg	FG	FGA	Pct	3FG	FGA	Pct	FT	FTA	Pct	Off	Def	Tot	Avg	PF	FO	A	TO	Blk	Stl	Pts	Avg
2003-04	28	3	522	18.6	51	101	.505	5	14	.357	16	44	.364	36	40	76	2.7	74	3	25	33	1	11	123	4.4
2004-05	26	4	277	10.7	32	75	.427	0	1	.000	15	35	.429	20	31	51	2.0	38	1	14	33	4	9	79	3.0
2005-06	21	0	196	9.3	28	48	.583	0	0	—	15	33	.455	14	21	35	1.7	13	0	11	16	4	11	71	3.4
2006-07	18	2	121	6.7	11	20	.550	0	0	—	12	19	.632	6	26	32	1.8	11	0	6	14	2	7	34	1.9
Career	93	9	1116	12.0	122	244	.500	5	15	.333	58	131	.443	76	118	194	2.1	136	4	56	96	11	38	307	3.3

Lee, Rachell

Season	GP	GS	Min	Avg	FG	FGA	Pct	3FG	FGA	Pct	FT	FTA	Pct	Off	Def	Tot	Avg	PF	FO	A	TO	Blk	Stl	Pts	Avg
1996-97	24	10	447	18.6	46	110	.418	0	0	—	23	45	.511	36	57	93	3.9	75	3	7	28	23	17	115	4.8
1997-98	25	1	195	7.8	26	59	.441	0	0	—	26	40	.650	15	17	32	1.3	38	0	1	15	8	7	78	3.1
Career	49	11	642	13.1	72	169	.426	0	0	—	49	85	.576	51	74	125	2.6	113	3	8	43	31	24	193	3.9

Lester, Annie

Season	GP	GS	Min	Avg	FG	FGA	Pct	3FG	FGA	Pct	FT	FTA	Pct	Off	Def	Tot	Avg	PF	FO	A	TO	Blk	Stl	Pts	Avg
1996-97	27	18	623	23.1	103	222	.464	0	0	—	36	50	.720	65	115	180	6.7	68	2	6	23	12	43	242	9.0
1997-98	28	28	862	30.8	190	424	.448	0	1	.000	115	148	.777	108	139	247	8.8	103	8	21	46	1	76	495	17.7
1998-99	27	27	797	29.5	156	346	.451	5	31	.161	80	115	.696	100	113	213	7.9	100	9	21	57	5	53	397	14.7
1999-2000	28	23	728	26	126	258	.488	0	3	.000	102	142	.718	75	70	145	5.2	73	4	27	50	1	43	354	12.6
Career	110	96	3010	27.4	575	1250	.460	5	35	.143	333	455	.732	348	437	785	7.1	344	23	75	176	19	215	1488	13.5

Lewis, Elin

Season	GP	GS	Min	Avg	FG	FGA	Pct	3FG	FGA	Pct	FT	FTA	Pct	Off	Def	Tot	Avg	PF	FO	A	TO	Blk	Stl	Pts	Avg
1997-98	2	0	7	3.5	0	1	.000	0	1	.000	0	0	—	0	0	0	0.0	0	0	1	1	0	0	0	0.0

Lorello, MaryJo

Season	GP	GS	Min	Avg	FG	FGA	Pct	3FG	FGA	Pct	FT	FTA	Pct	Off	Def	Tot	Avg	PF	FO	A	TO	Blk	Stl	Pts	Avg
1977-78	10	0			3	9	.333				4	6	.667			9	0.9	3	0	4	5	0	0	10	1.0

Lynch, Gwen

Season	GP	GS	Min	Avg	FG	FGA	Pct	3FG	FGA	Pct	FT	FTA	Pct	Off	Def	Tot	Avg	PF	FO	A	TO	Blk	Stl	Pts	Avg
1982-83	23	9	340	14.8	71	154	.461				12	16	.750			46	2.0	21	0	20	20	1	16	154	6.7
1983-84	30	21	747	24.9	91	194	.469				12	16	.750			58	1.9	61	1	60	35	2	34	194	6.5
1984-85	28	0	392	14.0	42	86	.488				15	19	.789			45	1.6	36	1	39	23	1	20	99	3.5
Career	81	30	1479	18.3	204	434	.470				39	51	.765			149	1.8	118	2	119	78	4	70	447	5.5

Malichi, Lisa

Season	GP	GS	Min	Avg	FG	FGA	Pct	3FG	FGA	Pct	FT	FTA	Pct	Off	Def	Tot	Avg	PF	FO	A	TO	Blk	Stl	Pts	Avg
1982-83	9	0	32	3.6	7	26	.269				17	23	.739			19	2.1	14	0	0	10	4	3	31	3.4

May, Jewel

Season	GP	GS	Min	Avg	FG	FGA	Pct	3FG	FGA	Pct	FT	FTA	Pct	Off	Def	Tot	Avg	PF	FO	A	TO	Blk	Stl	Pts	Avg
2007-08	28	0	271	9.7	31	74	.419	0	0	—	35	51	.686	23	40	63	2.3	46	2	3	31	5	10	97	3.5
2008-09	28	26	599	21.4	43	113	.381	0	0	—	45	68	.662	59	83	142	5.1	87	5	4	36	13	26	131	4.7
2009-10	29	28	454	15.7	23	59	.3690	0	0	—	12	22	.545	44	56	100	3.4	75	2	3	32	5	7	58	2.0
2010-11	33	33	613	18.6	45	119	.378	0	0	—	39	62	.629	68	84	152	4.6	109	9	12	52	22	20	129	3.9
Career	118	87	1937	16.4	142	365	.389	0	0	—	131	203	.645	194	263	457	3.9	317	18	22	151	45	63	415	3.5

McAlister, Amy

Season	GP	GS	Min	Avg	FG	FGA	Pct	3FG	FGA	Pct	FT	FTA	Pct	Off	Def	Tot	Avg	PF	FO	A	TO	Blk	Stl	Pts	Avg
1983-84	12	0	60	5.0	6	16	.375				6	10	.600			9	0.8	19	0	2	14	0	0	18	1.5
1985-86	19	0	108	5.7	14	34	.412				4	8	.500			18	0.9	20	0	9	11	0	4	32	1.7
Career	31	0	168	5.4	20	50	.400				10	18	.556			27	0.9	39	0	11	25	0	4	50	1.6

McAlister, Marsi

Season	GP	GS	Min	Avg	FG	FGA	Pct	3FG	FGA	Pct	FT	FTA	Pct	Off	Def	Tot	Avg	PF	FO	A	TO	Blk	Stl	Pts	Avg
1981-82	30	3	483	16.1	56	126	.444				35	53	.660			73	2.4	35	0	60	76	3	29	147	4.9
1982-83	28	28	980	35.0	175	372	.470				63	89	.708			188	6.7	78	1	117	119	6	47	413	14.8
1983-84	29	29	940	32.4	152	345	.441				57	76	.750			158	5.4	92	3	128	109	5	49	361	12.4
1984-85	28	28	798	28.5	103	266	.387				33	47	.702			143	5.1	84	4	95	128	6	59	239	8.5
Career	115	88	3201	27.8	486	1109	.438				188	265	.709			562	4.9	289	8	400	432	20	184	1160	10.1

McCauley, Maureen

Season	GP	GS	Min	Avg	FG	FGA	Pct	3FG	FGA	Pct	FT	FTA	Pct	Off	Def	Tot	Avg	PF	FO	A	TO	Blk	Stl	Pts	Avg
1974-75	25				61	148	.412				15	20	.750			38	1.5	25						137	5.5
1975-76	14				43	95	.453				36	43	.837			43	3.1							122	8.7
1976-77	23				54	154	.351				18	27	.667			32	1.4	31	1	21		0	18	126	5.5
Career	62				158	397	.398				69	90	.767			113	1.8	56	1	21		0	18	385	6.2

Introduction

Staff

Players

12-13 Review

Records

History

The University

ALL-TIME LETTERWINNER STATS

McDaniel, Malinda

Season	GP	GS	Min	Avg	FG	FGA	Pct	3FG	FGA	Pct	FT	FTA	Pct	Off	Def	Tot	Avg	PF	FO	A	TO	Blk	Stl	Pts	Avg
1992-93	25	2	242	9.7	22	44	.500	0	0	—	16	30	.533	29	34	63	2.5	19	0	1	20	2	11	60	2.4
1993-94	27	25	634	23.5	95	178	.534	0	0	—	35	76	.461	88	132	220	8.1	73	3	10	52	5	29	225	8.3
Career	52	27	876	16.8	117	222	.527	0	0	—	51	106	.481	117	166	283	5.4	92	3	11	72	7	40	285	5.5

McMillian, Treka

Season	GP	GS	Min	Avg	FG	FGA	Pct	3FG	FGA	Pct	FT	FTA	Pct	Off	Def	Tot	Avg	PF	FO	A	TO	Blk	Stl	Pts	Avg
1988-89	10	0	72	7.2	4	14	.286	0	0	—	4	12	.333	8	17	25	2.5	9	0	3	2	1	2	12	1.2
1989-90	21	1	217	10.3	9	18	.500	0	0	—	16	25	.640	27	47	74	3.5	13	0	3	12	0	4	34	1.6
1990-91	31	30	749	24.2	30	71	.423	0	1	.000	27	59	.458	98	105	203	6.5	56	0	11	28	5	20	87	2.8
1991-92	27	25	668	24.7	19	49	.388	0	0	—	19	39	.487	70	92	162	6.0	70	2	13	25	3	25	57	2.1
Career	89	56	1706	19.2	62	152	.4078	0	1	.000	66	135	.489	203	261	464	5.2	148	2	30	67	9	51	190	2.1

Miars, Nikki

Season	GP	GS	Min	Avg	FG	FGA	Pct	3FG	FGA	Pct	FT	FTA	Pct	Off	Def	Tot	Avg	PF	FO	A	TO	Blk	Stl	Pts	Avg
1995-96	26	19	714	27.5	89	217	.410	18	53	.340	46	67	.687	31	58	89	3.4	42	0	45	52	6	29	242	9.3
1996-97	27	27	956	35.4	125	358	.349	30	102	.294	124	152	.816	24	90	114	4.2	48	1	86	122	1	54	404	15.0
1997-98	28	28	1072	38.3	107	284	.377	33	105	.314	105	145	.724	17	66	83	3.0	66	2	139	135	3	63	352	12.6
1998-99	27	26	969	35.9	75	233	.322	33	105	.314	82	110	.745	20	63	83	3.1	66	2	116	98	2	65	265	9.8
Career	108	100	3711	34.4	396	1092	.363	114	365	.312	357	474	.753	92	277	369	3.4	222	5	386	407	12	211	1263	11.7

Middleton, Karen

Season	GP	GS	Min	Avg	FG	FGA	Pct	3FG	FGA	Pct	FT	FTA	Pct	Off	Def	Tot	Avg	PF	FO	A	TO	Blk	Stl	Pts	Avg
1987-88	34	27	930	27.4	157	370	.424	75	173	.434	19	27	.704	23	57	80	2.4	39	0	92	49	2	25	408	12.0
1988-89	30	3	810	27.0	131	283	.463	51	112	.455	12	19	.632	18	51	69	2.3	33	0	90	53	6	32	325	10.8
1989-90	33	33	1139	34.5	163	327	.498	76	162	.469	35	49	.714	36	112	148	4.5	63	2	105	70	2	42	437	13.2
1990-91	31	31	1134	36.6	187	437	.428	115	265	.434	55	67	.821	50	97	147	4.7	56	0	122	85	1	52	544	17.5
Career	128	94	4013	31.4	638	1417	.450	317	712	.445	121	162	.747	127	317	444	3.5	191	2	409	257	11	151	1714	13.4

Mitchell, Tiffany

Season	GP	GS	Min	Avg	FG	FGA	Pct	3FG	FGA	Pct	FT	FTA	Pct	Off	Def	Tot	Avg	PF	FO	A	TO	Blk	Stl	Pts	Avg
2012-13	33	30	927	28.1	107	282	.379	22	60	.367	68	111	.613	60	109	169	5.1	64	1	43	82	4	44	304	9.2

Montout, Wilka

Season	GP	GS	Min	Avg	FG	FGA	Pct	3FG	FGA	Pct	FT	FTA	Pct	Off	Def	Tot	Avg	PF	FO	A	TO	Blk	Stl	Pts	Avg
2012-13	29	0	293	10.1	26	94	.277	6	32	.188	13	19	.684	27	16	43	1.5	26	0	8	16	7	3	71	2.4

Morrone, Kelly

Season	GP	GS	Min	Avg	FG	FGA	Pct	3FG	FGA	Pct	FT	FTA	Pct	Off	Def	Tot	Avg	PF	FO	A	TO	Blk	Stl	Pts	Avg
1999-2000	27	9	691	25.6	64	186	.344	50	135	.370	10	15	.667	11	47	58	2.1	39	0	78	75	4	21	188	7.0
2001-02	30	4	646	21.5	60	166	.361	45	127	.354	15	29	.517	16	45	61	2.0	29	0	63	57	1	27	180	6.0
2002-03	31	31	1075	34.7	90	250	.360	62	189	.328	41	48	.854	21	44	66	2.1	48	1	116	89	2	39	283	9.1
2003-04	28	28	986	35.2	104	257	.405	81	199	.407	38	47	.809	30	70	100	3.6	47	1	82	75	2	51	327	11.7
Career	116	72	3398	29.3	318	859	.370	238	650	.366	104	139	.748	78	206	285	2.5	163	2	339	296	9	138	978	8.4

Moss, Wendy

Season	GP	GS	Min	Avg	FG	FGA	Pct	3FG	FGA	Pct	FT	FTA	Pct	Off	Def	Tot	Avg	PF	FO	A	TO	Blk	Stl	Pts	Avg
1990-91	12	0	79	6.6	9	23	.391	3	9	.333	4	5	.800	5	8	13	1.1	5	0	6	1	1	3	25	2.1
1991-92	28	3	362	12.9	36	97	.371	12	38	.316	9	13	.692	13	24	37	1.3	12	0	23	35	2	12	93	3.3
1992-93	8	0	62	7.8	8	14	.571	2	4	.500	4	5	.800	5	3	8	1.0	0	0	2	3	0	5	22	2.8
1993-94	17	0	78	4.6	9	20	.450	4	13	.308	1	1	1.000	8	12	20	1.2	7	0	8	7	1	5	23	1.4
Career	65	3	581	8.9	62	154	.403	21	64	.328	18	24	.750	31	47	78	1.2	24	0	39	46	4	25	163	2.5


Murray, Michelle

Season	GP	GS	Min	Avg	FG	FGA	Pct	3FG	FGA	Pct	FT	FTA	Pct	Off	Def	Tot	Avg	PF	FO	A	TO	Blk	Stl	Pts	Avg
1989-90	14	0	90	6.4	9	24	.375	0	0	—	4	12	.333	15	15	30	2.1	19	0	1	1	3	1	22	1.6
1990-91	31	0	599	19.3	56	145	.386	0	0	—	28	70	.400	71	130	201	6.5	57	0	4	37	53	4	140	4.5
1991-92	28	3	555	19.8	50	124	.403	0	0	—	30	66	.455	84	112	196	7.0	56	0	5	31	49	22	130	4.6
1992-93	23	22	627	27.3	80	164	.488	0	0	—	35	61	.574	84	120	204	8.9	53	0	6	39	43	24	195	8.5
Career	96	25	1871	19.5	195	457	.427	0	0	—	97	209	.464	254	377	631	6.6	185	0	16	108	148	51	487	5.1

Murry, Melanie

Season	GP	GS	Min	Avg	FG	FGA	Pct	3FG	FGA	Pct	FT	FTA	Pct	Off	Def	Tot	Avg	PF	FO	A	TO	Blk	Stl	Pts	Avg
2000-01	1	0	1	1.0	0	1	.000	0	0	—	0	0	—	0	0	0	0.0	0	0	0	0	0	0	0	0.0
2001-02	2	0	1	0.5	0	0	.000	0	0	—	0	0	—	0	0	0	0.0	0	0	0	0	0	0	0	0.0
Career	3	0	2	0.6	0	1	.000	0	0	—	0	0	—	0	0	0	0.0	0	0	0	0	0	0	0	0.0

ALL-TIME LETTERWINNER STATS



Nainima, Valerie

Season	GP	GS	Min	Avg	FG	FGA	Pct	3FG	FGA	Pct	FT	FTA	Pct	Off	Def	Tot	Avg	PF	FO	A	TO	Blk	Stl	Pts	Avg
2009-10	29	28	986	34.0	171	451	.379	82	229	.358	68	90	.756	21	58	79	2.7	47	0	81	75	7	28	492	17.0
2010-11	25	15	550	22.0	53	164	.323	33	111	.297	18	23	.783	5	33	38	1.5	16	0	27	32	0	11	157	6.3
Career	54	43	1536	28.4	224	615	.364	115	340	.338	86	113	.761	26	91	117	2.2	63	0	108	107	7	39	649	12.0

Najarian, Renee

Season	GP	GS	Min	Avg	FG	FGA	Pct	3FG	FGA	Pct	FT	FTA	Pct	Off	Def	Tot	Avg	PF	FO	A	TO	Blk	Stl	Pts	Avg
1983-84	27	11	721	26.7	84	164	.512				63	97	.649			168	6.2	83	4	28	53	10	20	231	8.6
1984-85	28	25	963	34.4	125	245	.510				69	102	.676			213	7.6	80	2	25	43	16	30	319	11.4
Career	55	36	1684	30.6	209	409	.511				132	199	.663			381	6.9	163	6	53	96	26	50	550	10.0

Nance, Mona

Season	GP	GS	Min	Avg	FG	FGA	Pct	3FG	FGA	Pct	FT	FTA	Pct	Off	Def	Tot	Avg	PF	FO	A	TO	Blk	Stl	Pts	Avg
1981-82	8	0	7	0.9	1	3	.333				1	2	.500			5	0.6	8	0	1	4	0	1	3	0.4

Nanney, Denise

Season	GP	GS	Min	Avg	FG	FGA	Pct	3FG	FGA	Pct	FT	FTA	Pct	Off	Def	Tot	Avg	PF	FO	A	TO	Blk	Stl	Pts	Avg
1974-75	30				220	492	.447				87	123	.707			361	12.0	90						527	17.6
1975-76	22				164	340	.482				63	94	.670			267	12.1							391	17.8
1976-77	26				217	527	.412				36	69	.522			249	9.4	86	3	26		6	45	470	18.1
Career	78				601	1359	.442				186	286	.650			877	11.2	176	3	26		6	45	1388	17.8

Newton, Courtney

Season	GP	GS	Min	Avg	FG	FGA	Pct	3FG	FGA	Pct	FT	FTA	Pct	Off	Def	Tot	Avg	PF	FO	A	TO	Blk	Stl	Pts	Avg
2007-08	5	4	97	19.4	8	20	.400	4	12	.333	4	4	1.000	0	4	4	0.8	8	0	15	11	0	4	24	4.8
2008-09	22	8	365	16.6	19	71	.268	11	48	.229	15	20	.750	16	44	60	2.7	34	0	12	19	3	20	64	2.9
2009-10	3	0	30	10.0	1	4	.250	1	2	.500	0	1	.000	1	2	3	1.0	3	0	0	2	0	1	3	1.0
2010-11	29	16	474	16.3	22	72	.306	15	55	.273	12	24	.500	23	51	74	2.6	33	1	14	14	5	8	71	2.4
2011-12	32	30	365	11.4	7	41	.171	6	36	.167	2	3	.667	20	29	49	1.5	39	0	2	13	3	13	22	0.7
Career	91	58	1331	14.6	57	208	.274	37	153	.242	33	52	.635	60	130	190	2.1	117	1	43	59	11	46	184	2.0

Oxley, Jaima

Season	GP	GS	Min	Avg	FG	FGA	Pct	3FG	FGA	Pct	FT	FTA	Pct	Off	Def	Tot	Avg	PF	FO	A	TO	Blk	Stl	Pts	Avg
1977-78	32	10			101	207	.488				23	32	.719			78	2.4	45	0	42	68	3	16	225	7.0

Pace, C.J.

Season	GP	GS	Min	Avg	FG	FGA	Pct	3FG	FGA	Pct	FT	FTA	Pct	Off	Def	Tot	Avg	PF	FO	A	TO	Blk	Stl	Pts	Avg
2007-08	16	2	221	13.8	23	59	.390	4	19	0.211	5	10	.500	18	20	38	2.4	27	0	7	22	3	12	55	3.4
2008-09	27	24	789	29.2	69	235	.294	29	108	.269	37	48	.771	56	102	158	5.9	69	0	28	55	11	18	204	7.6
Career	43	26	1010	23.5	92	294	.313	33	127	.260	42	58	.724	74	122	196	4.6	96	0	35	77	14	30	259	6.0

Pappas, Karen

Season	GP	GS	Min	Avg	FG	FGA	Pct	3FG	FGA	Pct	FT	FTA	Pct	Off	Def	Tot	Avg	PF	FO	A	TO	Blk	Stl	Pts	Avg
1974-75	19				6	27	.222				2	10	.200			28	1.5	12						14	0.7
1975-76	3				2	11	.182				7	10	.700			2	0.7							11	3.7
Career	22				8	38	0.211				9	20	.450			30	1.4	12						25	1.1

Parker, Becky

Season	GP	GS	Min	Avg	FG	FGA	Pct	3FG	FGA	Pct	FT	FTA	Pct	Off	Def	Tot	Avg	PF	FO	A	TO	Blk	Stl	Pts	Avg
1979-80	35				61	149	.409				51	70	.729			108	3.1	71	1	34	34	10	24	173	4.9
1980-81	28	21	758	27.1	55	149	.369				32	51	.627			97	3.5	76	4	44	43	5	41	142	5.1
1981-82	31	18	840	27.1	60	146	.411				34	67	.507			82	2.6	83	2	57	47	11	45	154	5.0
1982-83	28	27	952	34.0	129	284	.454				54	77	.701			137	4.9	83	3	96	67	9	47	312	11.1
Career	122	66	2550	20.9	305	728	.4189				171	265	.645			424	3.5	313	10	231	191	35	157	781	6.4

Parker, Martha

Season	GP	GS	Min	Avg	FG	FGA	Pct	3FG	FGA	Pct	FT	FTA	Pct	Off	Def	Tot	Avg	PF	FO	A	TO	Blk	Stl	Pts	Avg
1985-86	30	29	1119	37.3	108	224	.482				77	100	.770			141	4.7	78	0	162	95	5	77	293	9.8
1986-87	30	30	1122	37.4	173	339	.510				120	160	.750			172	5.7	85	5	104	116	8	76	466	15.5
1987-88	34	33	1172	34.5	202	359	.563	2	5	.400	157	231	.680	83	160	243	7.1	101	5	131	103	8	58	563	16.6
1988-89	30	30	1043	34.8	143	255	.561	1	5	.200	119	150	.793	50	122	172	5.7	96	1	146	88	0	73	406	13.5
Career	124	122	4456	35.9	626	1177	.532	3	10	.300	473	641	.738	133	282	728	5.9	360	11	543	402	21	284	1728	13.9

Parker, Tracey

Season	GP	GS	Min	Avg	FG	FGA	Pct	3FG	FGA	Pct	FT	FTA	Pct	Off	Def	Tot	Avg	PF	FO	A	TO	Blk	Stl	Pts	Avg
1987-88	2	0	3	1.5	0	2	.000	0	0	—	1	2	.500	1	0	1	0.5	2	0	0	1	0	0	1	0.5
1988-89	4	0	16	4.0	3	4	.750	0	0	—	1	2	.500	0	0	0	0.0	1	0	2	1	0	1	7	1.8
Career	6	0	19	3.2	3	6	.500	0	0	—	2	4	.500	1	0	1	0.2	3	0	2	2	0	1	8	1.3

Introduction

Staff

Players

12-13 Review

Records

History

The University

ALL-TIME LETTERWINNER STATS

Paskey, Ann

Season	GP	GS	Min	Avg	FG	FGA	Pct	3FG	FGA	Pct	FT	FTA	Pct	Off	Def	Tot	Avg	PF	FO	A	TO	Blk	Stl	Pts	Avg
1974-75	8				0	4	.000				0	1	.000			12	1.5	4						0	0.0

Paulk, Brenda

Season	GP	GS	Min	Avg	FG	FGA	Pct	3FG	FGA	Pct	FT	FTA	Pct	Off	Def	Tot	Avg	PF	FO	A	TO	Blk	Stl	Pts	Avg
1975-76	21				40	107	.374				7	10	.700			46	2.2			23				87	4.1
1976-77	26				32	92	.348				16	20	.800			54	2.1	55	2	22		2	17	80	3.1
Career	47				72	199	.362				23	30	.767			100	2.1	55	2	45	0	2	17	167	3.6

Payne, Jasmine

Season	GP	GS	Min	Avg	FG	FGA	Pct	3FG	FGA	Pct	FT	FTA	Pct	Off	Def	Tot	Avg	PF	FO	A	TO	Blk	Stl	Pts	Avg
2007-08	25	3	242	9.7	23	78	.295	0	0	—	19	25	.760	18	35	52	2.1	28	1	5	21	5	11	65	2.6

Penn, Jocelyn

Season	GP	GS	Min	Avg	FG	FGA	Pct	3FG	FGA	Pct	FT	FTA	Pct	Off	Def	Tot	Avg	PF	FO	A	TO	Blk	Stl	Pts	Avg
1998-99	27	13	685	25.4	130	247	.526	0	0	—	91	132	.689	81	94	175	6.5	84	1	41	62	2	79	351	13.0
1999-2000	28	15	721	25.8	127	230	.552	0	1	.000	93	138	.674	70	101	171	6.1	75	1	64	105	4	74	347	12.4
2001-02	32	31	991	31.0	218	351	.621	0	0	—	89	140	.636	94	121	214	6.7	83	3	53	74	2	94	525	16.4
2002-03	30	30	1088	36.3	282	449	.628	14	37	.378	138	194	.711	100	142	242	8.1	91	3	58	107	1	112	716	23.9
Career	117	89	3485	29.8	757	1277	.593	14	38	.368	411	604	.680	345	458	802	6.9	333	8	216	348	9	359	1939	16.6

Platte, Betsy

Season	GP	GS	Min	Avg	FG	FGA	Pct	3FG	FGA	Pct	FT	FTA	Pct	Off	Def	Tot	Avg	PF	FO	A	TO	Blk	Stl	Pts	Avg
1976-77	23				12	37	.324				6	13	.462			26	1.1	31	1	2		3	4	30	1.3
1977-78	29	6			38	73	.521				2	2	1.000			53	1.8	55	2	19	27	6	11	78	2.7
Career	52	6			50	110	.455				8	15	.533			79	1.5	86	3	21	27	9	15	108	2.1

Plemons, Andrea

Season	GP	GS	Min	Avg	FG	FGA	Pct	3FG	FGA	Pct	FT	FTA	Pct	Off	Def	Tot	Avg	PF	FO	A	TO	Blk	Stl	Pts	Avg
1999-2000	7	0	31	4.4	2	6	.333	0	1	.000	2	2	1.000	0	3	3	0.4	5	0	4	3	0	1	6	0.9

Raab, Dawn

Season	GP	GS	Min	Avg	FG	FGA	Pct	3FG	FGA	Pct	FT	FTA	Pct	Off	Def	Tot	Avg	PF	FO	A	TO	Blk	Stl	Pts	Avg
1984-85	12	0	66	5.5	4	9	.444				3	6	.500			9	0.8	7	0	5	18	0	3	11	0.9
1985-86	27	1	367	13.6	19	43	.442				16	27	.593			29	1.1	18	0	55	25	0	24	54	2.0
1986-87	30	23	732	24.4	42	114	.368				12	21	.571			48	1.6	50	0	103	74	1	27	96	3.2
1987-88	34	3	524	15.4	24	71	.338	9	28	.321	18	33	.545	3	32	35	1.0	41	0	56	69	1	22	75	2.2
Career	103	27	1689	16.4	89	237	.376	9	28	.321	49	87	.563	3	32	121	1.2	116	0	219	186	2	76	236	2.3

Ramsey, Audrey

Season	GP	GS	Min	Avg	FG	FGA	Pct	3FG	FGA	Pct	FT	FTA	Pct	Off	Def	Tot	Avg	PF	FO	A	TO	Blk	Stl	Pts	Avg
1994-95	27	0	406	15	53	125	.424	13	44	.295	21	35	.600	41	42	83	3.1	36	0	9	20	3	8	140	5.2
1995-96	28	2	476	17	33	109	.303	6	22	.273	39	52	.750	54	69	123	4.4	29	0	13	15	2	11	111	4.0
1996-97	27	12	521	19.3	48	102	.471	0	1	.000	43	62	.694	55	79	134	5.0	34	0	11	25	2	14	139	5.1
1997-98	28	2	413	14.8	41	112	.366	1	3	.333	32	58	.552	30	40	70	2.5	31	0	13	25	3	11	115	4.1
Career	110	16	1816	16.5	175	448	.391	20	70	.286	135	207	.652	180	230	410	3.7	130	0	46	85	10	44	505	4.6

Randall, Jenny

Season	GP	GS	Min	Avg	FG	FGA	Pct	3FG	FGA	Pct	FT	FTA	Pct	Off	Def	Tot	Avg	PF	FO	A	TO	Blk	Stl	Pts	Avg
1991-92	24	13	509	21.2	63	159	.396	19	50	.380	40	58	.690	32	51	83	3.5	62	2	38	57	10	16	185	7.7
1992-93	26	5	344	13.2	30	98	.306	13	46	.283	12	15	.800	14	42	56	2.2	28	0	17	33	1	8	85	3.3
1993-94	27	27	660	24.4	101	280	.361	40	122	.328	51	59	.864	40	72	112	4.1	92	5	27	50	7	22	293	10.9
1994-95	27	27	856	31.7	109	280	.389	32	101	.317	35	49	.714	64	102	166	6.1	91	5	40	60	8	35	285	10.6
Career	104	72	2369	22.8	303	817	.371	104	319	.326	138	181	.762	150	267	417	4.0	273	12	122	200	26	81	848	8.2

Rawl, Candi

Season	GP	GS	Min	Avg	FG	FGA	Pct	3FG	FGA	Pct	FT	FTA	Pct	Off	Def	Tot	Avg	PF	FO	A	TO	Blk	Stl	Pts	Avg
1981-82	6	0	5	0.9	2	8	.250				4	8	.500			7	1.2	6	0	0	7	0	3	8	1.3


Rawl, Cindy

Season	GP	GS	Min	Avg	FG	FGA	Pct	3FG	FGA	Pct	FT	FTA	Pct	Off	Def	Tot	Avg	PF	FO	A	TO	Blk	Stl	Pts	Avg
1979-80	18				4	15	.267				14	18	.778			22	1.2	17	0	10	12	2	3	22	1.2
1981-82	6	0	6	1.0	3	10	.300				4	9	.444			4	0.7	1	0	2	7	0	2	10	1.7
Career	24	0	6		7	25	.280				18	27	.667			26	1.1	18	0	12	19	2	5	32	1.3

Redd, Vania

Season	GP	GS	Min	Avg	FG	FGA	Pct	3FG	FGA	Pct	FT	FTA	Pct	Off	Def	Tot	Avg	PF	FO	A	TO	Blk	Stl	Pts	Avg
2001-02	10	0	54	5.4	4	12	.333	0	0	—	6	6	1.000	5	3	8	0.8	5	0	4	2	0	4	14	1.4
2002-03	11	0	113	10.3	6	25	.240	0	5	.000	0	1	.000	10	4	14	1.3	11	0	8	10	0	5	12	1.1
Career	21	0	167	8.0	10	37	.270	0	5	.000	6	7	.857	15	7	22	1.0	16	0	12	12	0	9	26	1.2

ALL-TIME LETTERWINNER STATS



Reese, Tonisha

Season	GP	GS	Min	Avg	FG	FGA	Pct	3FG	FGA	Pct	FT	FTA	Pct	Off	Def	Tot	Avg	PF	FO	A	TO	Blk	Stl	Pts	Avg
2001-02	9	0	37	4.1	6	22	.273	1	12	.083	3	6	.500	2	4	6	0.7	2	0	4	5	0	0	16	1.8
2002-03	22	0	138	6.3	22	71	.310	12	43	.279	4	6	.667	6	13	19	0.9	12	0	6	15	0	5	60	2.7
Career	31	0	175	5.6	28	93	.301	13	55	.236	7	12	.583	8	17	25	0.8	14	0	10	20	0	5	76	2.5

Reeves, Pam

Season	GP	GS	Min	Avg	FG	FGA	Pct	3FG	FGA	Pct	FT	FTA	Pct	Off	Def	Tot	Avg	PF	FO	A	TO	Blk	Stl	Pts	Avg
1980-81	29	5	496	17.1	51	105	.486				9	23	.391			90	3.2	53	1	48	34	7	22	239	9.9
1981-82	7	0	38	5.4	0	7	.000				4	4	1.000			8	1.1	6	0	0	4	0	1	4	0.6
Career	36	5	534	14.8	51	112	.455				13	27	.481			98	2.7	59	1	48	38	7	23	243	6.8

Rivers, Sharon

Season	GP	GS	Min	Avg	FG	FGA	Pct	3FG	FGA	Pct	FT	FTA	Pct	Off	Def	Tot	Avg	PF	FO	A	TO	Blk	Stl	Pts	Avg
1979-80	34				70	156	.449				9	12	.750			36	1.1	49	2	59	47	2	29	149	4.4
1980-81	30	24	810	27.0	98	213	.460				27	36	.750			55	1.8	69	3	120	88	1	49	223	7.4
1981-82	31	30	1042	33.6	110	227	.485				29	39	.744			82	2.6	90	4	190	152	0	73	249	8.0
1982-83	27	24	794	29.4	85	172	.494				44	57	.772			69	2.6	83	4	143	0	4	61	214	7.9
Career	122	78	2646	21.7	363	768	.473				109	144	.757			242	2.0	291	13	512	287	7	212	835	6.8

Roszak, Kasia

Season	GP	GS	Min	Avg	FG	FGA	Pct	3FG	FGA	Pct	FT	FTA	Pct	Off	Def	Tot	Avg	PF	FO	A	TO	Blk	Stl	Pts	Avg
2002-03	21	0	156	7.4	7	23	.304	0	0	—	6	14	.429	25	30	55	2.6	22	0	0	3	2	9	20	1.0
2003-04	3	0	27	9.0	1	3	.333	0	0	—	2	2	1.000	3	5	8	2.7	0	0	0	1	0	2	4	1.3
Career	24	0	183	7.6	8	26	.308	0	0	—	8	16	.500	28	35	63	2.6	22	0	0	4	2	11	24	1.0

Rowe, Lori

Season	GP	GS	Min	Avg	FG	FGA	Pct	3FG	FGA	Pct	FT	FTA	Pct	Off	Def	Tot	Avg	PF	FO	A	TO	Blk	Stl	Pts	Avg
1984-85	4	0	4	1.0	0	3	.000				0	0	—			3	0.8	1	0	0	2	0	1	0	0.0

Roy, Tina

Season	GP	GS	Min	Avg	FG	FGA	Pct	3FG	FGA	Pct	FT	FTA	Pct	Off	Def	Tot	Avg	PF	FO	A	TO	Blk	Stl	Pts	Avg
2011-12	34	0	383	11.3	53	181	.293	32	127	.252	10	22	.455	20	29	49	1.4	20	0	10	15	1	9	148	4.4

Scott, Betsy

Season	GP	GS	Min	Avg	FG	FGA	Pct	3FG	FGA	Pct	FT	FTA	Pct	Off	Def	Tot	Avg	PF	FO	A	TO	Blk	Stl	Pts	Avg
1974-75	14				15	36	.417				12	16	.750			48	3.4	23						42	3.0
1975-76	9				15	33	.455				3	5	.600			21	2.3							33	3.7
1976-77	26				101	246	.411				47	68	.691			174	6.7	54	1	1		7	11	249	9.6
1977-78	33	26			129	307	.420				36	66	.545			242	7.3	65	0	23	56	3	27	294	8.9
Career	82	26			260	622	.418				98	155	.632			485	5.9	142	1	24	56	10	38	618	7.5

Segres, Shannon

Season	GP	GS	Min	Avg	FG	FGA	Pct	3FG	FGA	Pct	FT	FTA	Pct	Off	Def	Tot	Avg	PF	FO	A	TO	Blk	Stl	Pts	Avg
1998-99	27	15	534	19.8	73	185	.395	2	11	.182	70	93	.753	43	56	99	3.7	77	1	18	55	4	26	218	8.1
1999-2000	28	18	570	20.4	90	200	.450	7	29	.241	51	64	.797	44	67	111	4.0	72	2	19	73	7	23	238	8.5
2000-01	28	2	453	16.2	55	143	.385	8	21	.381	33	48	.688	46	81	127	4.5	61	1	6	42	3	14	151	5.4
2001-02	30	6	292	9.7	25	66	.379	0	7	.000	23	37	.622	33	43	76	2.5	32	0	13	23	3	9	73	2.4
Career	113	41	1849	16.4	243	594	.409	17	68	.250	177	242	.731	166	247	413	3.7	242	4	56	193	17	72	680	6.0

Sellers, Imani

Season	GP	GS	Min	Avg	FG	FGA	Pct	3FG	FGA	Pct	FT	FTA	Pct	Off	Def	Tot	Avg	PF	FO	A	TO	Blk	Stl	Pts	Avg
2010-11	15	0	54	3.6	2	11	.182	1	7	.143	2	5	.400	1	5	6	0.4	6	0	1	2	0	0	7	0.5
2011-12	17	0	62	3.6	6	18	.333	2	8	.250	3	9	.333	1	6	7	0.4	11	0	6	4	3	2	21	1.2
Career	32	0	116	3.6	8	29	.276	3	15	.200	5	14	.357	2	11	13	0.4	17	0	7	6	3	2	28	0.9

Sessions, Khadijah

Season	GP	GS	Min	Avg	FG	FGA	Pct	3FG	FGA	Pct	FT	FTA	Pct	Off	Def	Tot	Avg	PF	FO	A	TO	Blk	Stl	Pts	Avg
2012-13	33	3	570	17.3	53	151	.351	13	54	.241	72	109	.661	22	24	46	1.4	43	0	36	49	3	21	191	5.8

Shue, Sue

Season	GP	GS	Min	Avg	FG	FGA	Pct	3FG	FGA	Pct	FT	FTA	Pct	Off	Def	Tot	Avg	PF	FO	A	TO	Blk	Stl	Pts	Avg
1977-78	34	29			165	376	.439				22	30	.733			190	5.6	64	1	83	112	15	46	352	10.4

Simms, Lauren

Season	GP	GS	Min	Avg	FG	FGA	Pct	3FG	FGA	Pct	FT	FTA	Pct	Off	Def	Tot	Avg	PF	FO	A	TO	Blk	Stl	Pts	Avg
2003-04	28	27	668	23.9	101	247	.409	20	60	.333	39	75	.520	37	30	67	2.4	74	3	31	45	4	42	261	9.3
2004-05	26	26	730	28.1	122	293	.416	18	78	.231	44	66	.667	47	52	99	3.8	59	1	43	63	3	32	306	11.8
2005-06	29	20	655	22.6	93	227	.410	13	40	.325	14	20	.700	30	52	82	2.8	54	1	58	76	5	34	213	7.3
2006-07	33	28	882	26.7	130	326	.399	15	64	.234	49	65	.754	36	91	127	3.8	58	0	94	79	4	51	324	9.8
Career	116	101	2935	25.3	446	1093	.408	66	242	.273	146	226	.646	150	225	375	3.2	245	5	226	263	16	159	1104	9.5

Introduction

Staff

Players

12-13 Review

Records

History

ALL-TIME LETTERWINNER STATS

Sliskovic, Iva

Season	GP	GS	Min	Avg	FG	FGA	Pct	3FG	FGA	Pct	FT	FTA	Pct	Off	Def	Tot	Avg	PF	FO	A	TO	Blk	Stl	Pts	Avg
2003-04	28	27	822	29.4	123	224	.549	1	2	.500	61	88	.693	59	141	200	7.1	95	6	45	96	26	26	308	11
2004-05	29	23	651	22.4	74	162	.457	0	4	.000	45	65	.692	48	122	170	5.9	61	0	36	43	30	25	193	6.7
2005-06	29	19	641	22.1	78	159	.491	0	0	—	75	106	.708	40	123	163	5.6	53	0	52	54	37	28	231	8.0
2006-07	33	17	644	19.5	89	195	.456	0	1	.000	66	93	.710	50	105	155	4.7	56	0	50	55	21	31	244	7.4
Career	119	86	2758	23.2	364	740	.492	1	7	.143	247	352	.702	197	491	688	5.8	265	6	183	248	114	110	976	8.2

Southers, Brantley

Season	GP	GS	Min	Avg	FG	FGA	Pct	3FG	FGA	Pct	FT	FTA	Pct	Off	Def	Tot	Avg	PF	FO	A	TO	Blk	Stl	Pts	Avg
1981-82	31	16	828	26.7	142	273	.520				48	66	.727			172	5.5	58	1	34	12	23	45	332	10.7
1982-83	1	0	1	0.1	1	3	.333				0	0	—			2	2.0	1	0	0	1	0	0	2	2.0
1983-84	30	30	1008	33.6	239	460	.520				73	88	.830			240	8.0	78	2	0	82	0	0	551	18.4
1984-85	28	28	988	35.3	211	459	.460				60	78	.769			192	6.9	72	0	63	85	14	45	482	17.2
1985-86	30	29	1062	35.4	266	573	.464				83	97	.856			256	8.5	83	1	99	93	12	63	615	20.5
Career	120	103	3887	32.4	859	1768	.486				264	329	.802			862	7.2	292	4	196	273	49	153	1982	16.5

Spell, Tina

Season	GP	GS	Min	Avg	FG	FGA	Pct	3FG	FGA	Pct	FT	FTA	Pct	Off	Def	Tot	Avg	PF	FO	A	TO	Blk	Stl	Pts	Avg
1974-75	23				21	68	.309				10	21	.476			67	2.9	37						52	2.3

Stephens, Charenee

Season	GP	GS	Min	Avg	FG	FGA	Pct	3FG	FGA	Pct	FT	FTA	Pct	Off	Def	Tot	Avg	PF	FO	A	TO	Blk	Stl	Pts	Avg
2008-09	18	1	321	17.8	38	71	.535	0	0	—	10	18	.556	34	61	95	5.3	17	0	2	21	5	5	86	4.8
2009-10	25	2	558	22.3	88	147	.599	0	0	—	34	52	.654	78	101	179	7.2	44	0	2	28	8	21	210	8.4
2010-11	32	11	548	17.1	50	96	.521	0	0	—	23	38	.605	64	89	153	4.8	53	1	6	28	15	18	123	3.8
2011-12	35	35	713	20.4	74	141	.525	0	0	—	23	34	.676	77	98	172	4.9	54	1	14	31	24	26	171	4.9
Career	110	49	2140	19.5	250	455	.549	0	0	—	90	142	.634	253	349	599	5.4	168	2	24	108	52	70	590	5.4

Strickland, Marah

Season	GP	GS	Min	Avg	FG	FGA	Pct	3FG	FGA	Pct	FT	FTA	Pct	Off	Def	Tot	Avg	PF	FO	A	TO	Blk	Stl	Pts	Avg
2010-11	19	5	447	23.5	47	160	.294	26	101	.257	38	41	.927	14	29	43	2.3	19	0	8	27	1	5	158	8.3

Strohm, Daniela

Season	GP	GS	Min	Avg	FG	FGA	Pct	3FG	FGA	Pct	FT	FTA	Pct	Off	Def	Tot	Avg	PF	FO	A	TO	Blk	Stl	Pts	Avg
2000-01	27	8	392	14.5	28	81	.346	13	37	.351	8	9	.889	2	10	12	0.4	36	2	11	33	0	5	77	2.9

Suber, Martha

Season	GP	GS	Min	Avg	FG	FGA	Pct	3FG	FGA	Pct	FT	FTA	Pct	Off	Def	Tot	Avg	PF	FO	A	TO	Blk	Stl	Pts	Avg
1974-75	30				214	509	.420				54	87	.621			216	7.2	75						482	16.1
1975-76	22				118	321	.368				22	36	.611			112	5.1							258	11.7
Career	52				332	830	.400				76	123	.618			328	6.3	75						740	14.2

Sutton, La'Keisha

Season	GP	GS	Min	Avg	FG	FGA	Pct	3FG	FGA	Pct	FT	FTA	Pct	Off	Def	Tot	Avg	PF	FO	A	TO	Blk	Stl	Pts	Avg
2008-09	28	14	734	26.2	108	263	.411	15	36	.417	77	114	.675	21	35	56	2.0	70	2	68	107	5	36	308	11.0
2009-10	29	24	858	29.6	109	273	.399	15	37	.405	49	86	.570	30	38	68	2.3	70	1	74	82	4	25	282	9.7
2010-11	33	32	1090	33.0	128	314	.408	13	55	.236	68	112	.607	30	58	88	2.7	75	1	118	130	4	47	337	10.2
2011-12	35	35	1073	30.7	140	365	.384	24	93	.258	68	90	.756	33	64	97	2.8	65	3	97	110	10	46	372	10.6
Career	125	105	3755	30.0	485	1215	.399	67	221	.303	262	402	.658	114	195	309	2.5	280	7	357	429	23	154	1299	10.4

Szakacs, Ildiko

Season	GP	GS	Min	Avg	FG	FGA	Pct	3FG	FGA	Pct	FT	FTA	Pct	Off	Def	Tot	Avg	PF	FO	A	TO	Blk	Stl	Pts	Avg
2000-01	13	0	94	7.2	7	23	.304	2	12	.167	4	4	1.000	2	9	11	0.8	9	0	5	6	1	4	20	1.5

Tate, Miranda

Season	GP	GS	Min	Avg	FG	FGA	Pct	3FG	FGA	Pct	FT	FTA	Pct	Off	Def	Tot	Avg	PF	FO	A	TO	Blk	Stl	Pts	Avg
2008-09	21	0	253	12.0	23	82	.280	11	38	.289	5	11	.455	13	27	40	1.9	17	0	9	22	3	5	62	3.0

Thomas, Michelle

Season	GP	GS	Min	Avg	FG	FGA	Pct	3FG	FGA	Pct	FT	FTA	Pct	Off	Def	Tot	Avg	PF	FO	A	TO	Blk	Stl	Pts	Avg
1982-83	13	8	161	12.4	39	101	.386				12	29	.414			77	5.9	31	2	18	24	13	11	90	6.9

Thompson, Dissy

Season	GP	GS	Min	Avg	FG	FGA	Pct	3FG	FGA	Pct	FT	FTA	Pct	Off	Def	Tot	Avg	PF	FO	A	TO	Blk	Stl	Pts	Avg
1982-83	13	0	16	1.2	3	4	.750				2	2	1.000			4	0.3	5	0	2	3	0	0	8	0.6
1983-84	12	0	53	4.4	4	11	.364				0	1	.000			8	0.7	10	0	7	4	0	4	8	0.7
Career	25	0	69	2.8	7	15	.467				2	3	.667			12	0.5	15	0	9	7	0	4	16	0.6

ALL-TIME LETTERWINNER STATS



Thompson, Tenna

Season	GP	GS	Min	Avg	FG	FGA	Pct	3FG	FGA	Pct	FT	FTA	Pct	Off	Def	Tot	Avg	PF	FO	A	TO	Blk	Stl	Pts	Avg
1994-95	24	0	234	9.8	25	51	.490	0	0	—	7	15	.467	13	33	46	1.9	47	1	1	21	3	6	57	2.4
1995-96	11	0	101	9.2	10	22	.455	0	0	—	2	4	.500	9	12	21	1.9	25	0	1	4	1	3	22	2.0
Career	35	0	335	9.6	35	73	.479	0	0	—	9	19	.474	22	45	67	1.9	72	1	2	25	4	9	79	2.3

Timmons, Christi

Season	GP	GS	Min	Avg	FG	FGA	Pct	3FG	FGA	Pct	FT	FTA	Pct	Off	Def	Tot	Avg	PF	FO	A	TO	Blk	Stl	Pts	Avg
1991-92	28	28	932	33.3	107	299	.358	84	241	.349	28	37	.757	10	71	81	2.9	50	1	102	104	11	60	326	11.6
1992-93	26	15	532	20.5	46	146	.315	30	111	.270	12	14	.857	10	28	38	1.5	35	1	39	38	7	41	134	5.2
1993-94	26	2	724	27.8	100	288	.347	79	244	.324	19	27	.704	29	75	104	4.0	64	2	60	45	9	42	298	11.5
1994-95	27	27	874	32.4	90	281	.320	46	198	.232	18	38	.474	33	83	116	4.3	65	4	84	56	9	61	244	9.0
Career	107	72	3062	28.6	343	1014	.338	239	794	.301	77	116	.664	82	257	339	3.2	214	8	285	243	36	204	1002	9.4

Tolliver, Lakesha

Season	GP	GS	Min	Avg	FG	FGA	Pct	3FG	FGA	Pct	FT	FTA	Pct	Off	Def	Tot	Avg	PF	FO	A	TO	Blk	Stl	Pts	Avg
2003-04	1	0	4	4.0	0	1	.000	0	0	—	0	0	.000	1	1	2	2.0	0	0	0	0	0	0	0	0.0
2004-05	24	3	232	9.7	21	55	.382	0	1	.000	17	28	.607	17	38	55	2.3	31	0	4	21	42	7	59	2.5
2005-06	28	1	370	13.2	69	132	.523	0	0	—	46	76	.605	33	53	86	3.1	61	3	25	49	28	18	184	6.6
2006-07	33	8	518	15.7	91	216	.421	0	1	.000	70	110	.636	59	79	138	4.2	85	2	32	55	60	27	252	7.6
2007-08	26	20	524	20.2	91	199	.457	1	1	1.000	59	88	.670	38	96	134	5.2	70	2	34	69	47	22	242	9.3
Career	112	32	1648	14.7	272	603	.451	1	3	.333	192	302	.636	148	267	415	3.7	247	7	95	194	177	74	737	6.6

Troina, Tatyana

Season	GP	GS	Min	Avg	FG	FGA	Pct	3FG	FGA	Pct	FT	FTA	Pct	Off	Def	Tot	Avg	PF	FO	A	TO	Blk	Stl	Pts	Avg
2000-01	28	18	669	23.9	104	267	.390	44	138	.319	47	63	.746	62	63	125	4.5	66	2	45	64	9	24	299	10.7
2001-02	31	4	566	18.3	86	210	.410	48	135	.356	15	24	.625	45	48	93	3.0	59	1	34	46	7	25	235	7.6
Career	59	22	1235	20.9	190	477	.398	92	273	.337	62	87	.713	107	111	218	3.7	125	3	79	110	16	49	534	9.1

Ujhelyi, Petra

Season	GP	GS	Min	Avg	FG	FGA	Pct	3FG	FGA	Pct	FT	FTA	Pct	Off	Def	Tot	Avg	PF	FO	A	TO	Blk	Stl	Pts	Avg
1999-2000	28	24	732	26.1	70	179	.391	1	8	.125	33	44	.750	54	126	180	6.4	79	1	56	66	27	43	174	6.2
2000-01	28	26	651	23.3	96	207	.464	0	2	.000	44	81	.543	53	124	177	6.3	89	5	42	59	23	33	236	8.4
2001-02	32	28	830	25.9	93	215	.433	0	6	.000	32	66	.485	58	131	189	5.9	87	3	64	56	45	57	218	6.8
2002-03	31	31	1067	34.4	155	343	.452	5	17	.294	47	89	.528	90	198	288	9.3	84	5	102	80	48	49	362	11.7
Career	119	109	3280	27.6	414	944	.439	6	33	.182	156	280	.557	255	579	834	7.0	339	14	264	261	143	182	990	8.3

Walker, Candace

Season	GP	GS	Min	Avg	FG	FGA	Pct	3FG	FGA	Pct	FT	FTA	Pct	Off	Def	Tot	Avg	PF	FO	A	TO	Blk	Stl	Pts	Avg
1975-76	5				2	5	.400				1	3	.333			4	0.8							5	1.0
1976-77	22				13	41	.317				5	10	.500			34	1.5	19	0	2		5	3	31	1.4
1977-78	7	0			2	4	.500				3	4	.750			10	1.4	7	0	1	4	0	1	7	1.0
Career	34				17	50	.340				9	17	.529			48	1.4	26	0	3	4	5	4	43	1.3

Walker, Ieasia

Season	GP	GS	Min	Avg	FG	FGA	Pct	3FG	FGA	Pct	FT	FTA	Pct	Off	Def	Tot	Avg	PF	FO	A	TO	Blk	Stl	Pts	Avg
2009-10	29	6	589	20.3	57	174	.328	17	47	.362	26	40	.650	31	44	75	2.6	55	0	35	58	8	26	157	5.4
2010-11	33	31	991	30.0	137	389	.352	38	132	.288	91	146	.623	37	90	127	3.8	81	2	56	82	10	79	406	12.2
2011-12	35	33	1040	29.7	98	310	.316	20	85	.235	59	89	.663	35	116	151	4.3	72	1	113	90	19	63	275	7.9
2012-13	33	33	1086	32.9	114	335	.340	43	141	.305	51	90	.567	33	96	129	3.9	56	0	108	89	15	90	322	9.8
Career	130	103	3706	28.5	406	1208	.336	118	405	.291	227	365	.622	136	346	482	3.7	264	3	312	319	52	258	1157	8.9

Walker, Sally

Season	GP	GS	Min	Avg	FG	FGA	Pct	3FG	FGA	Pct	FT	FTA	Pct	Off	Def	Tot	Avg	PF	FO	A	TO	Blk	Stl	Pts	Avg
1975-76	12				28	86	.326				10	16	.625			42	3.5							66	5.5

Walling, Jean

Season	GP	GS	Min	Avg	FG	FGA	Pct	3FG	FGA	Pct	FT	FTA	Pct	Off	Def	Tot	Avg	PF	FO	A	TO	Blk	Stl	Pts	Avg
1977-78	34	24			162	330	.491				39	64	.609			302	8.9	63	0	55	99	31	46	363	10.7
1978-79	37				191	388	.492				84	123	.683			269	7.3							466	12.6
1979-80	36				98	217	.452				38	49	.776			183	5.1	73	1	53	35	12	28	234	6.5
Career	107	24			451	935	.482				161	236	.682			754	7.0	136	1	108	134	43	74	1063	9.9

Welch, Aleighsa

Season	GP	GS	Min	Avg	FG	FGA	Pct	3FG	FGA	Pct	FT	FTA	Pct	Off	Def	Tot	Avg	PF	FO	A	TO	Blk	Stl	Pts	Avg
2011-12	33	2	694	21.0	98	167	.587	0	1	.000	56	98	.571	104	96	200	6.1	41	0	18	40	22	19	252	7.6
2012-13	33	33	981	29.7	134	224	.598	1	1	1.000	126	178	.708	131	124	255	7.7	56	0	34	53	23	26	395	12.0
Career	66	35	1675	25.4	232	391	.593	1	2	.500	182	276	.659	235	220	455	6.9	97							

ALL-TIME LETTERWINNER STATS

Wells, Amy

Season	GP	GS	Min	Avg	FG	FGA	Pct	3FG	FGA	Pct	FT	FTA	Pct	Off	Def	Tot	Avg	PF	FO	A	TO	Blk	Stl	Pts	Avg
1995-96	6	0	42	7.0	8	15	.533	0	0	—	2	4	.500	9	12	21	3.5	5	0	0	6	0	4	18	3.0

Wheaton, Krysti

Season	GP	GS	Min	Avg	FG	FGA	Pct	3FG	FGA	Pct	FT	FTA	Pct	Off	Def	Tot	Avg	PF	FO	A	TO	Blk	Stl	Pts	Avg
1982-83	20	0	122	6.1	12	37	.324				4	14	.286			25	1.3	19	0	3	15	2	2	28	1.4

Wheeler, Sada

Season	GP	GS	Min	Avg	FG	FGA	Pct	3FG	FGA	Pct	FT	FTA	Pct	Off	Def	Tot	Avg	PF	FO	A	TO	Blk	Stl	Pts	Avg
2008-09	6	0	67	11.2	10	23	.435	0	0	—	2	5	.400	10	5	15	2.5	10	0	0	7	4	1	22	3.7

White, Sancheon

Season	GP	GS	Min	Avg	FG	FGA	Pct	3FG	FGA	Pct	FT	FTA	Pct	Off	Def	Tot	Avg	PF	FO	A	TO	Blk	Stl	Pts	Avg
2011-12	35	1	460	13.1	45	131	.344	7	30	.233	25	43	.581	31	54	85	2.4	49	0	21	30	7	30	122	3.5
2012-13	33	33	858	26.0	58	190	.305	10	53	.189	20	29	.690	55	80	135	4.1	72	1	30	36	15	33	146	4.4
Career	68	34	1318	19.4	103	321	.321	17	83	.205	45	72	.625	86	134	220	3.2	121	1	51	66	22	63	268	3.9

White, Zenovia

Season	GP	GS	Min	Avg	FG	FGA	Pct	3FG	FGA	Pct	FT	FTA	Pct	Off	Def	Tot	Avg	PF	FO	A	TO	Blk	Stl	Pts	Avg
1996-97	27	27	630	23.3	61	167	.365	0	2	.000	19	39	.487	58	44	102	3.8	72	3	28	74	4	30	141	5.2
1997-98	28	28	805	28.8	75	181	.414	0	6	.000	21	40	.525	74	52	126	4.5	99	7	53	74	2	25	171	6.1
Career	55	55	1435	26.1	136	348	.391	0	8	.000	40	79	.506	132	96	228	4.1	171	10	81	148	6	55	312	5.7

Wiggins, Beth

Season	GP	GS	Min	Avg	FG	FGA	Pct	3FG	FGA	Pct	FT	FTA	Pct	Off	Def	Tot	Avg	PF	FO	A	TO	Blk	Stl	Pts	Avg
1974-75	8				0	2	.000				1	4	.250			1	0.1	6						1	0.1

Wilkins, Shayla

Season	GP	GS	Min	Avg	FG	FGA	Pct	3FG	FGA	Pct	FT	FTA	Pct	Off	Def	Tot	Avg	PF	FO	A	TO	Blk	Stl	Pts	Avg
1990-91	2	0	10	5.0	0	3	.000	0	0	—	0	0	—	1	0	1	0.5	0	0	1	2	0	1	0	0.0
1991-92	28	9	409	14.6	32	83	.386	2	7	.286	21	30	.700	35	37	72	2.6	24	0	21	42	3	30	87	3.1
1992-93	14	0	85	6.1	8	30	.267	1	2	.500	3	8	.375	9	3	12	0.9	17	0	4	10	2	7	20	1.4
1993-94	27	0	372	13.8	33	71	.465	1	3	.333	14	32	.438	47	61	108	4.0	42	1	13	26	3	10	81	3.0
Career	71	9	876	12.3	73	187	.390	4	12	.333	38	70	.543	92	101	193	2.7	83	1	39	80	8	48	188	2.7

Williams, Lisa

Season	GP	GS	Min	Avg	FG	FGA	Pct	3FG	FGA	Pct	FT	FTA	Pct	Off	Def	Tot	Avg	PF	FO	A	TO	Blk	Stl	Pts	Avg
1995-96	28	9	621	22.2	82	234	.350	24	75	.320	32	50	.640	38	56	94	3.4	55	0	54	65	10	38	220	7.9
1996-97	27	25	724	26.8	83	231	.359	16	64	.250	79	99	.798	41	66	107	4.0	67	0	57	115	7	48	261	9.7
1997-98	28	28	880	31.4	127	350	.363	26	109	.239	66	92	.717	58	78	136	4.9	105	7	103	99	9	64	346	12.4
1998-99	27	26	774	28.7	95	264	.360	33	111	.297	49	73	.671	51	50	101	3.7	84	6	99	83	3	63	272	10.1
Career	110	88	2999	27.3	387	1079	.359	99	359	.276	226	314	.720	188	250	438	4.0	311	13	313	362	29	213	1099	10.0

Williams, Marsha

Season	GP	GS	Min	Avg	FG	FGA	Pct	3FG	FGA	Pct	FT	FTA	Pct	Off	Def	Tot	Avg	PF	FO	A	TO	Blk	Stl	Pts	Avg
1989-90	33	0	430	13.0	57	131	.435	0	0	—	42	65	.646	65	87	152	4.6	84	3	3	43	6	11	156	4.7
1990-91	31	30	947	30.5	209	440	.475	0	0	—	87	128	.680	126	177	303	9.8	95	4	24	85	19	17	505	16.3
1991-92	28	28	924	33.0	236	508	.465	0	0	—	126	200	.630	133	182	315	11.3	79	3	21	94	17	26	598	21.4
1992-93	24	22	771	32.1	131	310	.423	0	0	—	64	120	.533	103	153	256	10.7	60	2	14	72	16	26	326	13.6
Career	116	80	3072	26.5	633	1389	.456	0	0	—	319	513	.622	427	599	1026	8.8	318	12	62	294	58	80	1585	13.7

Williams, Monica

Season	GP	GS	Min	Avg	FG	FGA	Pct	3FG	FGA	Pct	FT	FTA	Pct	Off	Def	Tot	Avg	PF	FO	A	TO	Blk	Stl	Pts	Avg
1983-84	30	1	468	15.6	59	133	.444				21	36	.583			89	2.9	55	1	28	43	9	34	139	4.6
1984-85	28	14	714	25.5	123	251	.490				23	40	.575			106	3.8	85	3	43	55	12	42	269	9.6
1985-86	6	6	184	30.6	27	53	.509				7	10	.700			39	6.5	19	1	16	19	1	10	61	10.2
1986-87	30	30	963	32.1	129	326	.396				55	72	.764			173	5.8	89	4	116	90	13	65	313	10.4
1987-88	32	30	899	28.1	113	268	.422	0	8	.000	49	65	.754	64	106	170	5.3	82	1	94	78	16	62	275	8.6
Career	126	81	3228	25.6	451	1031	.437	0	8	.000	155	223	.695	64	106	577	4.6	330	10	297	285	51	213	1057	8.4

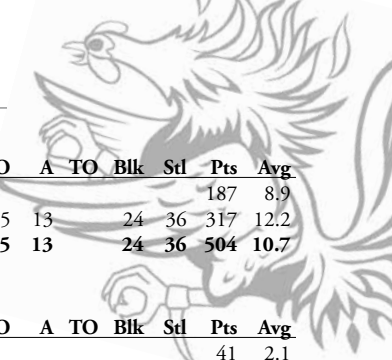
Williams, Tonia

Season	GP	GS	Min	Avg	FG	FGA	Pct	3FG	FGA	Pct	FT	FTA	Pct	Off	Def	Tot	Avg	PF	FO	A	TO	Blk	Stl	Pts	Avg
2008-09	11	1	127	11.5	23	46	.500	2	5	.400	11	19	.579	12	33	45	4.1	16	0	3	12	3	5	59	5.4

Wilson, Ebony

Season	GP	GS	Min	Avg	FG	FGA	Pct	3FG	FGA	Pct	FT	FTA	Pct	Off	Def	Tot	Avg	PF	FO	A	TO	Blk	Stl	Pts	Avg
2009-10	26	2	239	9.2	12	23	.522	0	2	.000	11	14	.786	21	14	35	1.3	27	0	0	8	2	5	35	1.3
2010-11	28	3	223	8.0	4	20	.200	0	5	.000	2	7	.286	15	14	29	1.0	23	0	3	9	3	11	10	0.4
2011-12	31	1	271	8.7	12	25	.480	1	3	.333	16	23	.696	14	21	35	1.1	31	0	7	16	4	11	41	1.3
Career	85	6	733	8.6	28	68	.412	1	10	.100	29	44	.659	50	49	99	1.2	81	0	10	33	9	27	86	1.0

ALL-TIME LETTERWINNER STATS



Wolfe, Janice

Season	GP	GS	Min	Avg	FG	FGA	Pct	3FG	FGA	Pct	FT	FTA	Pct	Off	Def	Tot	Avg	PF	FO	A	TO	Blk	Stl	Pts	Avg
1975-76	21				71	157	.452				45	77	.584			137	6.5							187	8.9
1976-77	26				131	325	.403				55	111	.495			222	8.5	87	5	13		24	36	317	12.2
Career	47				202	482	.419				100	188	.532			359	7.6	87	5	13		24	36	504	10.7

Woods, Teresa

Season	GP	GS	Min	Avg	FG	FGA	Pct	3FG	FGA	Pct	FT	FTA	Pct	Off	Def	Tot	Avg	PF	FO	A	TO	Blk	Stl	Pts	Avg
1974-75	20				15	38	.395				11	14	.786			13	0.7	17						41	2.1

Woolston, Suzanne

Season	GP	GS	Min	Avg	FG	FGA	Pct	3FG	FGA	Pct	FT	FTA	Pct	Off	Def	Tot	Avg	PF	FO	A	TO	Blk	Stl	Pts	Avg
1978-79	32				32	80	.400				10	15	.667			72	2.3							74	2.3
1979-80	34				94	250	.376				37	45	.822			86	2.5	84	3	75	79	5	65	225	6.6
Career	66				126	330	.382				47	60	.783			158	2.4	84	3	75	79	5	65	299	4.5

Workman, Paula

Season	GP	GS	Min	Avg	FG	FGA	Pct	3FG	FGA	Pct	FT	FTA	Pct	Off	Def	Tot	Avg	PF	FO	A	TO	Blk	Stl	Pts	Avg
1974-75	15				19	39	.487				13	32	.406			52	3.5	26						51	3.4
1975-76	21				31	99	.313				14	43	.326			145	6.9							76	3.6
Career	36				50	138	.362				27	75	.360			197	5.5	26						127	3.5

Zackery, Kellindra

Season	GP	GS	Min	Avg	FG	FGA	Pct	3FG	FGA	Pct	FT	FTA	Pct	Off	Def	Tot	Avg	PF	FO	A	TO	Blk	Stl	Pts	Avg
2006-07	29	1	352	12.1	48	125	.384	1	4	.250	24	39	.615	46	44	90	3.1	28	0	18	43	1	21	121	4.2

Introduction

Staff


Players

12-13 Review

Records

History

The University



LETTERWINNERS BY STATE/COUNTRY

Alabama (2)

Birmingham
Samone Kennedy 2008-11
Mobile
Erica Gullett..... 1993-94

Connecticut (1)

Trumbull
Pat Dufficy 1980-82

Florida (10)

Campbellton
Zenovia White 1997-98
Ft. Lauderdale
Mona Nance1982
Jacksonville
Kayla Brewer2011
Natalie Howard..... 1987-88
Longwood
Laura Glass..... 1985-88
Peggy Glass..... 1985-88
Newberry
Nicki Bass 1991-94
Okeechobee
Philicia Allen 1981-82
Orlando
Cynthia Jacobs 1979-80
Tampa
Markeshia Grant 2011-12

Georgia (19)

Atlanta
Tina Buck1982
Lauren Falohun 2008-10
Blairstown
Wendy Moss 1991-94
Conyers
Jewel May..... 2008-11
Jocelyn Penn..... 1999-2003
Decatur
Charenee Stephens 2009-12
Fayetteville
Elem Ibiam..... 2012-present
Flowery Branch
Courtney Newton 2008-12
Gainesville
Sada Wheeler2009
Lawrenceville
Stacy Booker 2004-07
Shannel Harris 2004-07
Mableton
Amy Wells.....1996
Norcross
Annie Lester 1997-2000
Rome
Cheryl Autry 1979-80
Pam Reeves 1981-82
Snellville
C.J. Pace..... 2008-09
Stone Mountain
Ashley Billingslea.....2008

Suwanee

Jordan Jones2008
Warner Robins
Tonia Williams.....2009

Illinois (3)

Bolingbrook
Miranda Tate.....2009
East St. Louis
Rachell Lee..... 1997-98
Park Forest South
Michelle Thomas.....1983

Indiana (3)

Carmel
Lisa Williams..... 1996-99
Gary
Krysti Wheaton.....1983
Hammond
Sancheon White..... 2012-13

Kentucky (2)

Madisonville
Shannon Belcher1984
Mt. Sterling
Jenny Randall..... 1992-95

Louisiana (1)

Kaplan
Tina Roy..... 2012-present

Maryland (2)

Hagerstown
Lori Rowe1985
Mt. Airy
Marah Strickland.....2011

Massachusetts (2)

Boston
Medina Dixon.....1982
Wakefield
Renee Najarian..... 1984-85

Michigan (1)

Lansing
Evelyn Johnson..... 1980-83

Minnesota (1)

New York Mills
Colleen Frost..... 1983-85

Mississippi (1)

Bay Springs
Jasmine Payne2008

New Jersey (5)

Cherry Hill
Sue Shue1978
New Brunswick
Maryann Chibbaro.....1980
Newark
Ebony Wilson 2010-12
Kellindra Zackery.....2007
Trenton
La'Keisha Sutton 2009-12

New York (5)

Amityville
Ieasia Walker 2010-13
Little Neck
Betsy Platte 1977-78
Liverpool
Dawn Clark1978
Massapequa
MaryJo Lorello1978

Syracuse

Kelly Morrone..... 2000-04

North Carolina (9)

Chadbourn
Treka McMillian..... 1989-92
Charlotte
Tiffany Mitchell 2013-present
Lenoir
Schonna Banner 1987-90
Morehead City
Mindy Ballou 1983-86
Raleigh
Gwen Lynch.....1983-85
Salisbury
Donna Carr.....1996-98
Sanford
Cindy Kelly..... 1993-96
Statesville
Heather Godfrey 1995-98
Wendell
Audrey Ramsey 1995-98

Ohio (3)

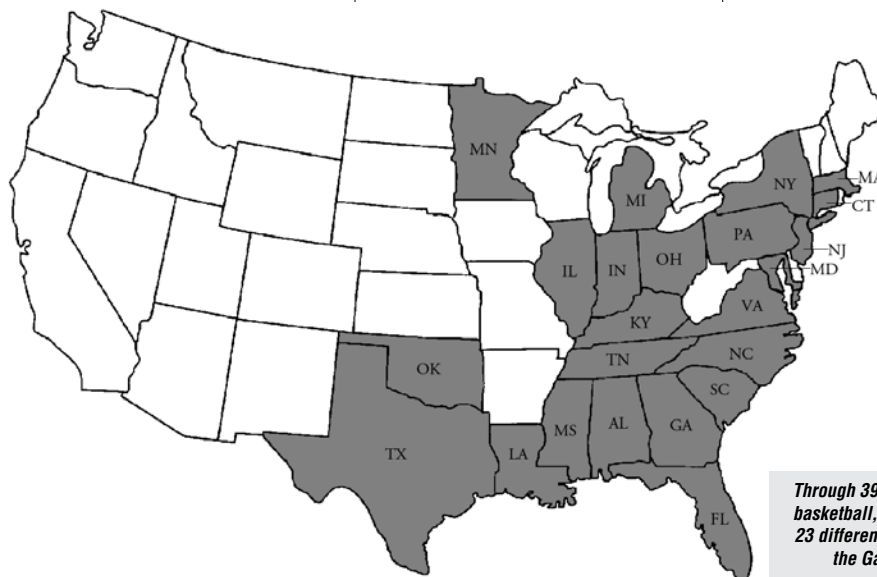
Brook Park
Sarah Burgess 2003-05
Edgerton
Lynette Keppeler1997
St. Mary's
Nikki Miars..... 1996-99

Oklahoma (1)

Norman
Ashley Bruner..... 2010-13


Pennsylvania (2)

Jeannette
Ruthann Burgun1978
Pittsburgh
Tammy Harvey 1984-87



Through 39 seasons of women's basketball, players hailing from 23 different states have donned the Garnet and Black.

LETTERWINNERS BY STATE/COUNTRY



South Carolina (71)

Aiken	Darcell Bell1978
	Ebony Jones 2005-08
	Casie Key 1997-2000
Barnevill	Melanie Johnson 2005-07
	Brenda Paulk 1976-77
Bennettville	Sherry David 1988-91
	Lisa Malichi1983
Bishopville	Demetress Adams 2006-09
Boiling Springs	Sheila Foster 1979-82
Camden	Natalie Funderburk 1993-96
Chester	Tenna Thompson 1995-96
Clover	Ann Gardner 1988-91
Columbia	Lisa Diaz 1987-90
	Brionna Dickerson 2006-09
	<i>Asia Dozier 2013-present</i>
	Teresa Geter 2001-02
	Shaunzinski Gortman...1999-2002
	Sara Hadwin 1997-98
	Angela Hunter..... 2005-06
	Amy McAlister1984, 1986
	Marsi McAlister..... 1982-85
	Maureen McCauley..... 1975-77
	Michelle Murray.....1990-93
	Melanie Murry 2001-02
	Jaima Oxley.....1978

	Karen Pappas..... 1975-76
	Becky Parker 1980-83
	Martha Parker 1986-89
	Lauren Simms 2004-07
	Brantley Southers 1982-86
	Lakesha Tolliver..... 2004-08
	Candace Walker 1976-78
	Jean Walling..... 1978-80
	Suzanne Woolston..... 1979-80

Cope	Janice Wolfe 1976-77
-------------	----------------------------

Darlington	Charlene DuBose 1975-76
-------------------	-------------------------------

Duncan	Beverly Hawkins 1988-91
---------------	-------------------------------

Florence	Sharon Rivers 1980-83
-----------------	-----------------------------

Gaffney	Shayla Wilkins..... 1991-94
----------------	-----------------------------

Garden City	Beth Hunt..... 1989-90
--------------------	------------------------

Goose Creek	<i>Aleighsa Welch..... 2012-present</i>
--------------------	---

Graniteville	Sharon Gilmore..... 1983-86
---------------------	-----------------------------

Hampton	Lori Joyner 1989-93
----------------	---------------------------

Hartsville	Shannon Johnson 1993-96
	Malinda McDaniel..... 1993-94

Heath Springs	Monica Williams..... 1984-88
----------------------	------------------------------

Holly Hill	Imani Sellers..... 2011-12
-------------------	----------------------------

Hopkins	Tonisha Reese..... 2002-03
----------------	----------------------------

Inman	Chrishna Hill 1999-2002
--------------	-------------------------------

Irmo	Edith Cook1977
	Dawn Raab 1985-88

Johnston	Betsy Scott 1975-78
-----------------	---------------------------

Lexington	Cindy Rawl.....1980, 1982
------------------	---------------------------

Manning	Tracey Parker..... 1988-89
----------------	----------------------------

Marietta	Pam Adams1978
-----------------	---------------------

McBee	Karen Middleton..... 1988-91
--------------	------------------------------

Moncks Corner	Marsha Williams 1990-93
----------------------	-------------------------------

Mt. Pleasant	Lorraine Frazier 1987-88
---------------------	--------------------------------

Myrtle Beach	Brit Canty 1992-94
	Koretha Johnson2003
	<i>Khadijah Sessions..... 2013-present</i>

Orangeburg	Liz Conklin.....1977
	Tasha Cook2001

Pickens	Dixie Duncan.....1977
----------------	-----------------------

Spartanburg	Denise Nanney..... 1975-77
--------------------	----------------------------

St. Matthews	Rita Johnson 1978-81
---------------------	----------------------------

Sumter	Betsy James1977
---------------	-----------------------

Swansea	Shanta Jeffcoat..... 1997-2000
----------------	--------------------------------

Timmonsville	Katrina Anderson 1978-79
---------------------	--------------------------------

West Columbia	Vania Redd..... 2002-03
----------------------	-------------------------

Whitmire	Martha Suber 1975-76
-----------------	----------------------------

Tennessee (3)

Cleveland	Trese Hickey.....1996
------------------	-----------------------

Maryville	Andrea Plemons2000
------------------	--------------------------

Pigeon Forge	Christi Timmons..... 1992-95
---------------------	------------------------------

Texas (2)

Houston	Kelsey Bone.....2010
	<i>Tiffany Davis 2013-present</i>

Virginia (3)

Dale City	Shannon Segres 1999-2002
------------------	--------------------------------

Fairfax	Dissy Thompson 1983-84
----------------	------------------------------

Woodbridge	Joyce Gilbert 1977-78
-------------------	-----------------------------


International

Belarus (1)	
Minsk	Tatyana Troina2001-02


Fiji (1)	
Suva	Valerie Nainima.....2010-11

Poland (1)	
Szamotuly	Kasia Roszak2003-04


Sweden (1)	
Stockholm	Linda Hoglund.....2000-03


Bulgaria (1)	
Sofia	Pamela Decheva 2012

France (1)	
Cayenne, French Guinana	<i>Wilka Montout2013-present</i>


Romania (2)	
Bucharest	Cristina Ciocan2001-04


Turkey (1)	
Istanbul	Nihan Anaz 2001


Croatia (2)	
New Zagreb	Lea Fabbri2004-07


Germany (1)	
Wuppertal	Daniela Strohm..... 2001

Cluj	Larissa Kulcsar.....2004-07
-------------	-----------------------------

Yugoslavia (1)	
Belgrade	Ines Ajanovic..... 1999-2002

Czech Republic (1)	
Hradec Kralove	Ilona Burgrova.....2005-08

Hungary (3)	
Budapest	Viktoria Hollosy.....2000-01
	Petra Ujhelyi2000-03

Russia (1)	
St. Petersburg	Olga Gritsaeva.....2003-06

Pecs	Ildiko Szakacs..... 2001
-------------	--------------------------

Introduction

Staff

Players

12-13 Review

Records

History

The University

LETTERWINNERS BY JERSEY NUMBER

00
Beth Hunt.....1989-90
Petra Ujhelyi2000-03

0
Imani Sellers.....2011-12

1
Andrea Plemons 2000
Nihan Anaz 2001
Ebony Wilson2010-12

2
Vania Redd.....2002-03
Stacy Booker2006-07
Ieasia Walker 2013

3
Amy McAlister . 1984, 1986
Tracey Parker..... 1988-89
Koretha Johnson 2003
Lauren Falohun2008-10
Ieasia Walker2011-12

4
Lori Joyner 1989-93
Melanie Murry2001-02
Samone Kennedy ..2008-11

5
Pam Reeves 1981-82
Ines Ajanovic..... 1999-2002
Lea Fabbri2004-07
Ashlie Billingslea 2008
Kelsey Bone..... 2010
Markeshia Grant ...2011-12
Khadijah Sessions.....2013-pres.

10
Liz Conklin 1977
Pam Adams 1978
Cheryl Autry 1979-80
Tina Buck 1982
Lori Rowe 1985
Natalie Howard.....1987-88
Kelly Morrone.....2000-04
C.J. Pace.....2008-09
Kayla Brewer 2011

11
Edith Cook 1977
Joyce Gilbert..... 1978
Dawn Raab 1985-88
Nicki Bass 1991-94
Crishna Hill2000-02

Shannel Harris2004-07
La'Keisha Sutton ...2009-12

12
Charlene DuBose 1975
Betsy James 1977
Rita Johnson 1978-81
Brantley Southers ..1982-86
Michelle Murray.... 1990-93
Sara Hadwin 1997-98
Crishna Hill 1999
Tasha Cook 2001
Tonisha Reese..... 2002
Sarah Burgess 2003-05
Charenee Stephens ..2009-12
Wilka Montout... 2012-present



13
Sharon Rivers 1980-83
Martha Parker..1986-89



14
Betsy Platte..... 1977-78
Marsi McAlister. 1982-85
Lorraine Frazier. 1987-88
Shannon Johnson..1993-96
Ildiko Szakacs 2001
Olga Gritsaeva.....2003
Iva Sliskovic..... 2004-07
Ieasia Walker2010

15
Phylicia Allen 1981-82
Malinda McDaniel 1993-94
Cristina Ciocan2001-04
Ilona Burgrova.....2005-08
Tiffany Davis ...2012-present

20
Martha Suber 1975
Candace Walker 1976, 1978
Joyce Gilbert 1977
Maryann Chibbaro..... 1980
Krysti Wheaton..... 1983
Karen Middleton... 1988-91
Christi Timmons... 1992-95
Olga Gristaeva.....2004-06

Jasmine Payne 2008
Sancheon White.....2012-13

21
Brenda Paulk..... 1977
Dawn Clark 1978
Dissy Thompson 1984
Laura Glass..... 1985-88
Viktoria Hollosy....2000-01
Tonisha Reese..... 2003
Miranda Tate..... 2009
Ashley Bruner.....2010-13

22
Denise Nanney..... 1977
Katrina Anderson ..1978-79
Monica Williams...1984-88
Lisa Williams..... 1996-99
Angela Hunter.....2005-06
Courtney Newton.. 2008-12

23
Dixie Duncan..... 1977
Suzanne Woolston. 1979-80
Peggy Glass..... 1985-88
Marsha Williams ...1990-93
Melanie Johnson ...2005-07
Brionna Dickerson 2008-09
Tina Roy.....2012-present

24
Paula Workman..... 1976
Maureen McCauley.... 1977
Sue Shue 1978
Becky Parker 1980-83
Ellen Gill..... 1995
Donna Carr..... 1996-98
Daniela Strohm..... 2001
Ebony Jones 2005
Demetress Adams..2006-09
Marah Strickland..... 2011
Aleighsa Welch... 2012-present

25
Candace Walker 1977
Ruthann Burgun 1978
Patt Dufficy..... 1980-82
Gwen Lynch..... 1983-85
Beverly Hawkins ... 1988-91
Britt Canty 1992-94
Ebony Jones2006-08
Tiffany Mitchell .. 2012-pres.

30
Betsy Scott 1977
Jaima Oxley..... 1978
Cindy Rawl 1980, 1982
Tammy Harvey 1984-87

Shayla Wilkins.....1991-94
Heather Godfrey ...1995-98
Tatyana Troina2001-02
Lauren Simms2004-07
Pamela Decheva 2012

31
Dissy Thompson 1983
Schonna Banner1987-90
Wendy Moss 1991-94
Stacy Booker 2004-05
Kellinda Zackery 2007
Valerie Nainima.....2010-11
Asia Dozier2012-present

32
Betsy Scott ..1975-76, 1978
Janice Wolfe 1977
Jean Walling 1979-80
Frani Washington..... 1981
Sharon Gilmore.....1983-86
Sherry David..... 1988-91
Trese Hickey..... 1996
Shaun Gortman1999-2002
Brionna Dickerson ..2006-07
Tonia Williams..... 2009

33
Darcell Bell 1978
Colleen Frost..... 1983-85
Natalie Funderburk ..1993-96
Casie Key 1997-2000
Jordan Jones 2008
Elem Ibiam2012-present

34
Mona Nance 1982
Shannon Belcher 1984
Ann Gardner 1988-91
Audrey Ramsey 1995-98
Shannon Segres.. 1999-2002
Sada Wheeler 2009

35
Trekka McMillian.... 1989-92
Amy Wells..... 1996
Elin Lewis 1998

40
Michelle Thomas..... 1983
Tenna Thompson ..1995-96
Teresa Geter2001-02
Kasia Roszak2003-04

41
Cindy Kelly.....1993-96
Zenovia White 1997-98
Lakesha Tolliver.....2004-08

42
Jean Walling..... 1978
Cynthia Jacobs 1979-80
Nikki Miars..... 1996-99

44
MaryJo Lorello 1978
Medina Dixon..... 1982
Mindy Ballou 1983-86
Jenny Randall..... 1992-95
Annie Lester 1997-2000

45
Lynette Keppler..... 1997
Jocelyn Penn..... 1999-2003

50
Renee Najarian..... 1984-85

51
Shanta Jeffcoat... 1997-2000

52
Evelyn Johnson..... 1980-83
Lisa Diaz 1987-90
Erica Gullett..... 1993-94
Jewel May.....2008-11



53
Sheila Foster..... 1979-82

55
Lisa Malichi 1983
Rachell Lee..... 1997-98
Linda Hogle.....2000-03
Larissa Kulcsar.....2004-07

Bold indicates player for whom number is retired

Italics indicates current player

Introduction

Staff

Players

12-13 Review

Records

History

The University

YEAR-BY-YEAR RESULTS



1974-75

Inaugural Season
Head Coach Pam Backhaus

Overall Record: 18-12

12/2	Anderson	L	60-99
12/6	C. of Charleston	W	86-74
12/7	Francis Marion	W	86-54
12/10	Claffin	W	71-67
12/11	Lander	W	80-61
1/10	Anderson	W	74-73
1/10	Francis Marion	W	75-51
1/11	Mercer	L	63-81
1/14	Francis Marion	W	62-50
1/16	South Carolina State	L	48-49
1/17	Appalachian State	W	55-53
1/20	Lander	W	94-38
1/22	Francis Marion	W	70-63
1/24	UNC Greensboro	W	70-54
1/28	Anderson	W	80-63
2/1	St. Augustine's	W	62-52
2/3	UNC Greensboro	W	71-66
2/5	Elon	L	79-90
2/6	Davidson	W	75-48
2/10	South Carolina State	W	65-57
2/12	C. of Charleston	L	55-59
2/14	UNC Greensboro	L	84-86
2/15	East Carolina	L	64-74
2/19	Winthrop	L	77-79
2/27	Voorhees	W	81-62
2/28	vs. Coastal Carolina	W	66-47
3/1	South Carolina State	L	55-66
3/1	Winthrop	L	57-82
3/6	at Elon +	L	77-82
3/7	vs. James Madison +	L	61-71

+ AIAW Region II Tournament (Elon, N.C.)

1975-76

Head Coach Frankie Porter

Overall Record: 7-15

12/2	South Carolina State	L	64-70
12/9	Voorhees	W	81-73
1/10	Clemson	L	61-66
1/14	South Carolina State	L	67-79
1/17	Federal City	W	86-72
1/19	Winthrop	L	73-75
1/24	North Carolina	L	67-75
1/26	C. of Charleston	L	93-116
1/28	Francis Marion	L	77-78
1/31	at Furman	W	79-59
2/2	Voorhees	W	88-74
2/7	Anderson	L	53-66
2/12	vs. Anderson @	L	60-69
2/13	vs. Georgia @	L	60-62
2/18	Francis Marion	L	74-91
2/21	Clemson	L	62-73
	Anderson	L	76-82
	C. of Charleston	L	56-65
	C. of Charleston	L	70-74
	Francis Marion	W	79-65
	South Carolina State	W	75-72
	Winthrop	W	74-66

@ Winthrop Invitational (Rock Hill, S.C.)

1976-77

Head Coach Pam Backhaus

Overall Record: 8-18

12/7	at Claffin	L	64-84
12/11	at North Greenville	L	64-71
1/11	at C. of Charleston	L	68-94
1/12	Francis Marion	L	58-74
1/14	Winthrop	W	81-78
1/18	Claffin	L	81-88
1/20	South Carolina State	L	78-89
1/22	Clemson	L	60-92
1/24	at Columbia College	W	87-61
1/26	at South Carolina State	L	58-65
1/29	Furman	W	111-68
1/31	Anderson	L	65-78
2/2	North Greenville	W	77-70
2/5	at Voorhees	W	75-58
2/10	vs. Old Dominion @	L	44-63
2/11	vs. James Madison @	L	54-73
2/17	at Winthrop <	L	68-79
2/18	vs. East Carolina <	W	74-44
2/19	vs. Appalachian State <	L	69-89
2/21	at Francis Marion	L	85-92
2/23	at Clemson	L	74-80
2/24	at Anderson	L	54-56
2/26	C. of Charleston	L	61-80
2/28	Voorhees	W	87-60
3/3	vs. Erskine %	W	73-71
3/4	vs. Francis Marion %	L	61-65

@ Virginia Invitational (Charlottesville, Va.)

< Winthrop Invitational (Rock Hill, S.C.)

% SCALAW State Tournament

1977-78

Head Coach Pam Parsons

Overall Record: 24-10

12/3	at Georgia Southern	W	74-59
12/5	at Claffin	W	81-61
12/7	South Carolina State	L	64-68
12/10	Clemson	W	69-66
12/15	at Mercer	W	74-64
12/17	Georgia State	W	96-69
12/20	vs. #4 NC State @	L	73-75
12/21	vs. Mercer @	W	76-51
12/22	vs. C. of Charleston @	L	61-62
1/7	at Clemson	L	66-69
1/13	vs. Berry College <	W	90-80
1/14	at Clemson <	L	66-79
1/21	at #2 NC State	L	65-83
1/24	Claffin	W	103-51
1/25	Georgia Southern	W	87-65
1/27	at Winthrop	L	58-60
1/28	Francis Marion	W	64-57
1/30	at South Carolina State	L	59-67
2/4	at Georgia State	W	60-45
2/6	at C. of Charleston	W	82-69
2/9	vs. Georgia -	W	71-49
2/10	vs. Appalachian State -	W	81-59
2/11	vs. C. of Charleston -	L	63-68
2/12	vs. Florida State -	W	115-62
2/13	at Francis Marion	W	75-73
2/15	Anderson	W	87-64
2/18	C. of Charleston	W	69-64
2/23	vs. Benedict College &	W	74-44
2/24	vs. Francis Marion %	W (ot)	68-64
2/25	vs. C. of Charleston %	W	85-81
3/4	vs. C. of Charleston &	W	84-80
3/9	vs. #5 NC State +	L	52-77
3/10	vs. #14 Memphis +	W	82-80
3/11	vs. East Carolina +	W	77-70

@ UNC Christmas Classic (Chapel Hill, N.C.)

< Clemson Invitational (Clemson, S.C.)

- Winthrop Invitational (Rock Hill, S.C.)

& AIAW Playoffs (Aiken, S.C.)

% SCALAW State Tournament (Clemson, S.C.)

+ AIAW Region II Tournament (Chapel Hill, N.C.)

1978-79

Head Coach Pam Parsons

Overall Record: 27-10

• **NWIT Champions** •

11/25	Tennessee Tech @	W	97-83
	#16 Mississippi @	L	76-84
	at Columbia College	W	119-70
12/1	at Benedict College	W	86-45
12/4	South Carolina State	W	90-62
12/6	Clemson	W	77-60
12/9	Georgia Southern	W	113-51
12/11	at East Carolina	W	86-64
12/15	C. of Charleston	W	79-63
12/21	vs. Pfeiffer <	L	81-84
12/22	vs. High Point <	L	68-69
1/4	at #10 NC State	L	60-68
1/9	at Ohio State	L	52-56
1/10	at Kentucky	W	66-41
1/13	Wheeling College	W	137-34
1/15	at #4 Tennessee	L	54-62
1/17	Francis Marion	W	69-58
1/20	at North Carolina	W	69-60
1/26	vs. Saint Joseph's -	W	78-56
1/27	vs. Queens College -	W	103-55
2/3	at Clemson	L	63-70
2/5	at Francis Marion	W	69-62
2/7	at C. of Charleston	W	73-51
2/10	Alabama	W	80-62
2/12	at #16 Valdosta State	L	91-98
2/14	Claffin	W	100-63
2/17	#7 NC State	W	79-66
2/19	Old Dominion	W	73-49
2/21	Winthrop	W	81-42
2/24	at USC-Aiken	W	91-42
3/3 (15)	vs. Clemson %	W	75-74
3/8 (15)	vs. Morehead State +	W	70-64
3/9 (15)	at #8 Tennessee +	L	64-76
3/10 (15)	vs. #9 NC State +	L	64-67
3/15 (16)	vs. California !	W	62-51
3/16 (16)	vs. Oregon !	W	84-63
3/17 (16)	vs. Drake !	W	74-71

@ Tip-Off Tournament (Cookeville, Tenn.)

< UNC Christmas Classic (Chapel Hill, N.C.)

- Collegiate Doubleheader (Raleigh, N.C.)

% SCALAW State Championship (Spartanburg, S.C.)

+ AIAW Region II Tournament (Knoxville, Tenn.)

! NWIT Championships (Amarillo, Texas)

1979-80

Head Coach Pam Parsons

Overall Record: 30-6

11/28 (16)	at Georgia Southern	W	72-69
11/29 (16)	at Florida State	W	93-68
12/1 (16)	at Florida	W	93-50
12/3 (16)	South Carolina State	W	66-52
12/5 (13)	at Clemson	L	73-75
12/8 (13)	Virginia Tech	W	86-68
12/12 (15)	at Mississippi	W	68-52
1/3 (11)	#18 Kentucky	W	84-61
1/7 (11)	at Montclair State	W	77-64
1/9 (10)	at #9 Cheyney State	L	57-60

Introduction

Staff

Players

12-13 Review

Records

History

The University

YEAR-BY-YEAR RESULTS

1/12	(10)	at Auburn	W	77-50
1/14	(10)	at #8 NC State	W	78-67
1/17	(11)	Louisville	W	98-43
1/19	(11)	East Tennessee State	W	103-60
1/21	(11)	Valdosta State	W	88-56
1/23	(8)	#4 Tennessee	W	56-52
1/26	(8)	East Carolina	W	97-54
1/30	(7)	at Alabama	W	58-47
2/2	(7)	#16 Clemson	W	88-72
2/4	(7)	Tennessee Tech	W	87-73
2/8	(6)	vs. Michigan @	W	84-50
2/9	(6)	at Penn State @	W	71-70
2/13	(5)	at Old Dominion	L	56-81
2/16	(5)	North Carolina	W	94-62
2/18	(5)	Ohio State	W	75-47
2/21	(5)	at South Carolina State	L	74-85
2/26	(7)	#8 NC State	W	76-62
3/1	(7)	vs. #16 Clemson %	W	89-55
3/4	(7)	Tennessee Tech +	W	68-62
3/7	(7)	#3 Tennessee +	L	54-67
3/8	(7)	#8 NC State +	W	68-55
3/12	(6)	at Southern Cal ∞	W	70-60
3/15	(6)	at Northwestern ∞	W	64-61
3/17	(6)	Stephen F. Austin ∞	W	63-56
3/21	(4)	vs. #2 Tennessee #	L	72-75
3/23	(4)	vs. Louisiana Tech #	W	77-69

@ Lady Lion Classic (University Park, Pa.)
% SCAIAW State Championship (Florence S.C.)
+ ALAW Region II Tournament (Columbia, S.C.)
∞ ALAW Satellite Tournament
ALAW National Tournament (Mt. Pleasant, Mich.)

1980-81

Head Coach Pam Parsons
Overall Record: 13-17

12/1	(5)	at Virginia Tech	[W] L	78-42
12/3	(6)	Georgia Southern	[W] L	91-51
12/6	(6)	#19 Clemson	[W] L	86-67
12/8	(6)	vs. SMU @	[W] L	97-38
12/9	(6)	at Louisiana Tech @	[L] L	70-97
12/19	(8)	vs. San Francisco <	[L] L	55-57
12/20	(8)	vs. Kansas State <	[W] L	82-62
1/5	(10)	UCLA	[W] L	86-81
1/6	(10)	#7 NC State	[W] L	78-57
1/8	(10)	at Ohio State	[L] L	62-69
1/12	(10)	at #9 Tennessee	[L] L	54-65
1/15	(13)	Mercer	[W] L	82-54
1/21	(13)	Florida	W	86-48
1/24	(13)	at #9 Kentucky	L (ot)	65-70
1/27	(15)	at Louisville	W	80-62
1/29	(15)	Florida State	W	69-57
1/31	(15)	at Notre Dame	W	124-48
2/4	(13)	Florida A&M	W	100-51
2/7	(13)	at Clemson	L	70-78
2/9	(13)	at North Carolina	W	83-77
2/12	(15)	Old Dominion	W	74-64
2/14	(15)	Mississippi	W	87-70
2/16	(15)	#20 Auburn	W	91-69
2/19	(12)	at Memphis	W	76-73
2/21	(12)	at Tennessee Tech	L	66-67
2/23	(12)	District Of Columbia	W	97-63
2/28	(14)	at #16 Virginia	W	71-52
3/10		at #16 Clemson +	W	81-64
3/13		at Old Dominion +	L	71-73
3/14		vs. #10 Kentucky +	L	69-87

@ Lady Techster Classic (Ruston, La.)
< UCLA Classic (Los Angeles, Calif.)
+ ALAW Region II Tournament (Clemson S.C./Norfolk, Va.)



Interim Head Coach Terry Kelly, Tina Buck, Becky Parker, Sheila Foster, Medina Dixon, Mona Nance, Philicia Allen, Brantley Southers, Pam Reeves, Marsi McAlister, Dana Boyle, Evelyn Johnson, Sharon Rivers

1981-82

Head Coach Pam Parsons (7-0) / Interim Head Coach Terry Kelly (16-8)

Overall Record: 23-8

• **NCAA Tournament Sweet 16** •

11/28	(4)	vs. William Penn @	W	75-56	1/30	(12)	at #16 Georgia	L (ot)	75-82
11/29	(3)	at Kansas State @	W	81-65	2/1	(17)	Georgia Southern	W	84-64
12/3	(3)	at Hawaii	W	89-52	2/6	(17)	Clemson	W (ot)	99-91
12/4	(3)	at Hawaii	W	74-46	2/10	(19)	#10 Memphis	W	92-67
12/12	(3)	at #17 Clemson	W	82-74	2/13	(19)	#11 Kentucky	W	91-81
12/19	(3)	at Pittsburgh	W	73-60	2/15	(15)	at #11 Penn State	W	77-76
12/22	(2)	Tennessee Tech	W	83-57	2/17	(15)	Georgia State	W	77-47
1/2	(2)	at Saint Joseph's	W	50-48	2/19	(15)	Stetson	W	98-49
1/5	(2)	at Mercer	W	56-50	2/20	(15)	Notre Dame	W	76-54
1/6	(2)	#6 Rutgers	W	84-74	2/25	(13)	at #4 Old Dominion	L	63-84
1/8	(2)	#1 Louisiana Tech	L	58-71	2/27	(13)	at East Carolina	W	86-81
1/11	(4)	at Auburn	L	50-65	3/6	(14)	at #10 NC State	W	71-70
1/13	(4)	at DePaul	L	72-80	3/14	(12)	East Carolina \$	W	79-54
1/18	(9)	East Tennessee State	W	64-63	3/18	(12)	vs. #14 Kentucky \$	L	69-73
1/20	(9)	at Alabama	L	55-59					
1/25	(12)	Tennessee	L	81-87					
1/27	(12)	at Florida State	W	82-81					

3/5 #4 Old Dominion L 60-72

@ Coca-Cola Classic (Detroit, Mich.)
< Nike Carolina Classic (Columbia, S.C.)

1982-83

Head Coach Terry Kelly
Overall Record: 16-12


11/29	(13)	Appalachian State	W	95-59
12/3	(13)	at Detroit @	W	75-47
12/4	(13)	vs. #4 Tennessee @	L	62-84
12/8	(15)	Clemson	W	73-58
12/11	(15)	#12 NC State	W (ot)	81-76
1/4	(14)	at #19 Rutgers	L	69-90
1/8	(14)	Marshall	W	87-62
1/10	(19)	at Memphis	L	67-79
1/13	(19)	at SMU	W	81-62
1/15	(19)	at #2 Louisiana Tech	L	54-94
1/18		#17 Penn State	W	66-63
1/21		Mercer <	W	92-70
1/22		#9 Georgia <	L	72-74
1/24		at Clemson	L	73-89
1/29		at Georgia State	W	85-68
2/2		at #7 Kentucky	L	77-89
2/5		at #20 Auburn	L	38-56
2/7		Francis Marion	W	95-89
2/10		New Orleans	W	77-67
2/14		at East Tennessee State	L	59-70
2/16		at #4 Tennessee	L	67-87
2/19		UAB	W	73-71
2/23		at Charlotte	L	72-77
2/26		at Stetson	W	74-69
2/27		at Fla. International	W	87-73
2/28		at Miami (Fla.)	W	66-56
3/2		DePaul	W	79-58

1983-84

Head Coach Terry Kelly
Overall Record: 18-12 • Metro: 7-3

11/29		South Carolina State	W	69-58
12/3		at #19 Clemson	L	77-80
12/5		at Appalachian State	W	80-60
12/7		at #14 NC State	L	74-80
12/10		Kentucky	L	69-77
12/17		Western Carolina	W	84-59
12/29		Indiana	W	83-76
1/15		at Marshall	L	80-89
1/17		at Cincinnati *	L	77-80
1/21		Pittsburgh	W	78-68
1/23		at Tulane *	W	79-74
1/25		at Southern Miss *	W	82-78
1/28		East Carolina	W	67-51
1/30		#10 Auburn	W	65-64
2/1		Georgia Southern	W	83-61
2/4		Louisville *	L	63-66
2/6		Florida State *	W	69-62
2/8		#7 Tennessee	L	66-71
2/11		#19 Clemson	L	73-81
2/12		Cincinnati *	W	112-102
2/14		Memphis *	W	75-59

YEAR-BY-YEAR RESULTS



Introduction

2/18	Virginia Tech *	W	89-74
2/20	at Francis Marion	L	72-73
2/22	at Louisville *	L	74-79
2/25	at East Carolina	W	64-55
2/27	Charlotte	W	79-63
3/3	at Virginia Tech *	W	80-70
3/5	vs. Tulane =	W	74-64
3/6	vs. Memphis =	L	60-64
3/7	vs. Virginia Tech =	L	76-89

* Metro Conference Game
= Metro Conference Tournament (Cincinnati, Ohio)

Staff

1984-85

Head Coach Nancy Wilson
Overall Record: 18-10 • Metro: 8-3

11/28	at South Carolina State	W	59-50
11/30	at Indiana	W	74-67
12/1	at Kentucky	L	62-75
12/5	Clemson	L	62-70
12/15	East Carolina	W	68-54
12/20	#10 Virginia	L	68-70
12/28	SMU @	W	85-53
12/29	Mississippi St. @	W	84-60
1/2	at East Carolina	W	83-61
1/9	#12 Auburn	L	50-61
1/10	Southern Miss *	W	70-67
1/12	Tulane *	W	75-67
1/16	at #1 Old Dominion	L	72-79
1/19	at Florida State *	W	70-61
1/21	Cheyney State	W	73-60
1/24	at Cincinnati *	W	78-77
1/25	at Louisville *	W	73-72
1/30	at #20 Memphis *	L	54-57
2/2	at Virginia Tech *	L	58-59
2/4	at Georgia Southern	W	81-61
2/7	Louisville *	W	90-73
2/9	Cincinnati *	W	80-65
2/12	at UAB	W	79-64
2/18	at #20 Tennessee	L	58-66
2/21	Virginia Tech *	W	76-72
2/25	at Clemson	L	61-83
3/3	vs. Tulane =	W	76-66
3/4	at Southern Miss =	L	80-87

@ Carolina Classic (Columbia, S.C.)
* Metro Conference Game
= Metro Conference Tournament (Hattiesburg, Miss.)

1985-86

Head Coach Nancy Wilson
Overall Record: 19-11 • Metro: 9-1
• NCAA Tournament Participant •

11/22	South Carolina State	W	68-53
11/25	at #20 UNLV	L	62-77
12/2	#20 NC State	L	55-66
12/7	at Clemson	L	61-62
12/14	at #19 North Carolina	L	71-72
12/21	at #6 Virginia	L	58-85
12/29	Northern Illinois	W	86-66
1/2	Florida State *	W	81-57
1/4	Memphis *	W	69-62
1/6	#11 Tennessee	L	54-70
1/8	at New Orleans	L (ot)	73-79
1/11	at Tulane @	W	72-67
1/13	at Southern Miss *	L	62-63
1/15	at Mississippi St.	L	51-57
1/18	Charlotte	W	76-58
1/22	at #2 Georgia	L	70-93
1/25	Cincinnati *	W	67-63

The University



1/27	Louisville *	W	83-77
2/1	at Virginia Tech *	W	92-83
2/3	Clemson	W	86-72
2/8	at Louisville *	W	80-67
2/10	at Cincinnati *	W	80-56
2/12	Old Dominion	W	65-57
2/15	Virginia Tech *	W	69-53
2/17	Central Florida	W	90-67
2/19	at Berry College	W	96-65
2/24	UNC Asheville	W	111-36
3/2	Virginia Tech =	W	67-54
3/3	Cincinnati =	W	61-48
3/12	Middle Tennessee St. \$	L (ot)	77-78

@ Designated Metro Conference Game
* Metro Conference Game
= Metro Conference Tournament (Columbia, S.C.)
\$ NCAA Tournament, Mideast Region (Columbia, S.C.)

1986-87

Head Coach Nancy Wilson
Overall Record: 18-12 • Metro: 8-4

11/28	vs. East Carolina @	W	61-55
11/29	at Georgia Southern @	W	68-51
12/2	at Charlotte	L	55-61
12/4	at #20 NC State	L	42-63
12/6	at Clemson	W	74-65
12/8	Georgia Southern	W	64-60
1/2	#11 Georgia	L	56-69
1/5	at Virginia Tech *	W	60-52
1/7	Marshall	W	66-57
1/9	Cincinnati *	W	86-57
1/12	Louisville *	L	68-69
1/14	at Old Dominion	L	51-77
1/19	at Florida State *	W	63-56
1/22	New Orleans	L	53-54
1/24	at Memphis *	W	78-68
1/26	at Southern Miss *	L	53-55
1/28	North Carolina	L	46-57
2/2	Virginia Tech *	L	65-69
2/7	at Cincinnati *	W	69-60
2/9	at Louisville *	W	52-51
2/11	Clemson	W	57-54
2/14	Memphis *	L	66-70
2/16	Florida State *	W	64-61
2/19	at #9 Tennessee	L	56-80
2/23	Southern Miss *	W	61-46
2/28	Georgia State	W	96-66
3/2	Furman	W	81-63
3/5	vs. Cincinnati =	W	77-46
3/6	at Virginia Tech =	W	59-55
3/7	vs. Southern Miss =	L	66-68

@ Lady Eagle Classic (Statesboro, Ga.)
* Metro Conference Game
= Metro Conference Tournament (Blacksburg, Va.)

1987-88

Head Coach Nancy Wilson
Overall Record: 23-11 • Metro: 10-2
• NCAA Tournament Participant •

11/27	vs. Drake @	W	78-49
11/28	vs. #3 Auburn @	L	52-88
12/3	at Northern Illinois	W	83-71
12/1	Charlotte	W	73-63
12/12	at North Carolina	L	73-77
12/16	Appalachian State	L	66-68
12/19	at Georgia Southern	W	76-72
1/2	NC State	L	68-71
1/4	East Carolina	W	71-53

1/11	at Cincinnati *	W	71-44
1/13	at Louisville *	W	57-55
1/16	Southern Miss *	W	76-61
1/18	Memphis *	W	80-62
1/20	#4 Tennessee	L	80-85
1/25	at Florida State *	W	85-55
1/30	Clemson	L	60-62
2/1	Virginia Tech *	W	75-44
2/3	at #13 Georgia	L	60-82
2/6	Louisville *	W	55-45
2/8	Cincinnati *	W	55-53
2/10	at Clemson	L	62-72
2/13	at Southern Miss *	L	70-82
2/15	at Memphis *	L	69-84
2/18	at Furman	W	83-64
2/22	Florida State *	W	96-86
2/26	at Alaska-Anchorage <	W	78-60
2/27	vs. Western Kentucky <	W	65-64
2/28	vs. UNLV <	W	98-97
3/5	at Virginia Tech *	W	73-69
3/7	at Marshall	W	70-58
3/11	vs. Southern Miss =	W (ot)	86-77
3/12	vs. Memphis =	W	81-70
3/16	Alabama \$	W	77-63
3/20	at #4 Texas \$	L	58-77

@ Sunshine Classic (Orlando, Fla.)
* Metro Conference Game
< Northern Lights Invitational (Anchorage, Alaska)
= Metro Conference Tournament (Tallahassee, Fla.)
\$ NCAA Tourn., Midwest Region (Columbia, S.C./Austin, Texas)

1988-89

Head Coach Nancy Wilson
Overall Record: 23-7 • Metro: 10-2
• NCAA Tournament Participant •

11/26	vs. Rhode Island @	W	92-55
11/27	vs. Holy Cross @	W	80-75
12/3	at Appalachian State	W	98-64
12/8 (19)	at Charlotte	W	89-71
12/12 (18)	Georgia Southern	W	89-68
12/14 (18)	South Carolina State	W	110-58
1/4 (17)	North Carolina	W	98-71
1/7 (17)	Memphis *	W	97-72
1/9 (16)	Southern Miss *	W	85-50
1/12 (16)	#6 Georgia	L	73-82
1/14 (16)	at Louisville *	W	81-74
1/16 (15)	at Cincinnati *	W	63-61
1/19 (15)	Old Dominion	L	66-67
1/23 (16)	Florida State *	W	99-82
1/26 (16)	Clemson	W	64-62
1/28 (16)	at Clemson	L	67-74
1/30 (17)	Virginia Tech *	W	86-52
2/2 (17)	at #2 Tennessee	L	54-60
2/4 (17)	at Memphis *	W	81-53
2/6 (16)	at Southern Miss *	L	89-91
2/13 (18)	Cincinnati *	W	58-48
2/15 (18)	at #13 NC State	W	67-62
2/18 (18)	Louisville *	W	89-59
2/20 (14)	at Florida State *	W	76-68
2/25 (14)	at Virginia Tech *	L	59-63
2/27 (17)	at East Carolina	W	84-59
3/1 (17)	DePaul	W	85-56
3/10 (17)	vs. Cincinnati =	W	63-60
3/11 (17)	vs. Southern Miss =	W	92-65
3/15 (17)	Tennessee Tech \$	L	73-77

@ at Worcester, Mass.
* Metro Conference Game
= Metro Conference Tournament (Memphis, Tenn.)
\$ NCAA Tournament, Midwest Region (Columbia, S.C.)

YEAR-BY-YEAR RESULTS

= Metro Conference Tournament (Louisville, Ky.)
\$ NCAA Tournament, Mideast Region (Nashville, Tenn.)



Kneeling: Lori Joyner; **Front Row:** Sherry David, Ann Gardner, Beverly Hawkins, Pam Johnson, Treka McMillian, Karen Middleton, Lisa Diaz; **Back Row:** Head Coach Nancy Wilson, Asst. Coach Rosie Jones, Michelle Murray, Schonna Banner, Marsha Williams, Beth Hunt, Manager Tai Graves, Asst. Coach Heidi VanDerveer

1989-90

Head Coach Nancy Wilson

Overall Record: 24-9

Metro Conference Record: 13-1

• NCAA Tournament Sweet 16 •

11/28 (17)	at #6 Auburn	L	61-78	2/5 (19)	Virginia Tech *	W	72-47
12/2 (17)	vs. Wright State @	W	86-45	2/10 (19)	at Cincinnati *	W	64-46
12/3 (17)	at Northern Illinois @	W (ot)	87-84	2/12 (19)	at Louisville *	W	74-64
12/5 (17)	#22 DePaul	L	58-63	2/15 (19)	at #7 Georgia	L	57-72
12/9 (17)	Clemson	W	82-64	2/17 (19)	Memphis *	W	90-55
12/29 (20)	vs. #4 Iowa <	W	82-76	2/21 (20)	at Virginia Tech *	W	67-59
12/30 (20)	vs. #3 Georgia <	L	64-76	2/26 (17)	#20 Southern Miss *	W	82-72
1/6 (18)	Tulane *	W	86-52	3/1 (17)	at Florida State *	W	75-59
1/8 (18)	Clemson	W	74-52	3/8 (17)	vs. Tulane =	W	71-62
1/12 (18)	at South Carolina State	W	94-50	3/9 (17)	vs. Louisville =	W	80-60
1/13 (18)	Cincinnati *	W	81-41	3/10 (17)	vs. #22 Southern Miss =	L (2ot)	88-95
1/15 (17)	Louisville *	W	65-52	3/14 (19)	Bowling Green \$	W	93-50
1/20 (17)	#24 Old Dominion	W	75-54	3/17 (19)	at #13 Northwestern \$	W	76-67
1/22 (18)	Florida State *	W	75-72	3/22 (19)	vs. #3 Washington \$	L	61-73
1/25 (18)	#3 Tennessee	L	69-70	<i>@ Central Fastbreak Fest (DeKalb, Ill.)</i>			
1/27 (18)	Memphis *	W	79-65	<i>< Super Shootout (Hilton Head Island, S.C.)</i>			
1/29 (15)	#18 Southern Miss *	L	67-69	<i>* Metro Conference Game</i>			
1/31 (15)	#11 NC State	L	65-90	<i>= Metro Conference Tournament (Cincinnati, Ohio)</i>			
2/3 (15)	at Tulane *	W	76-55	<i>\$ NCAA Tourn., Mideast Region (Columbia, S.C./Evanston, Ill./Iowa City, Iowa)</i>			

1990-91

Head Coach Nancy Wilson

Overall Record: 22-9 • Metro: 12-2

• NCAA Tournament Participant •

11/23 (22)	vs. #7 Texas Tech @	W	67-65
11/24 (22)	vs. #8 NC State @	L	58-62
11/25 (22)	at Hawaii @	W	81-61
12/1 (25)	Georgia Southern	W	82-52
12/8 (22)	#17 Clemson	L	40-73
12/11	#3 Georgia	L	56-74
12/29	#3 Auburn	W	83-76
1/3	Memphis *	W	80-69
1/5	at Coastal Carolina <	W	86-51
1/6	vs. North Carolina <	W	76-69
1/10	VCU	W	69-64
1/12	Louisville *	W	75-67
1/14	Cincinnati *	W	53-47
1/16	#17 Clemson	W	75-62

1/19	at Virginia Tech *	L	67-69
1/21	#25 Florida State *	L	60-69
1/24	at #4 Tennessee	L	61-77
1/26	Tulane *	W	73-49
1/28	Southern Miss *	W	78-63
1/31	at #6 NC State	L	59-72
2/4	at #22 Florida State * W (2ot)		92-91
2/9	Louisville *	W	66-62
2/11	at Cincinnati *	W	81-58
2/16	Virginia Tech *	W	66-51
2/18	Memphis *	W	96-49
2/23	at Tulane *	W	79-73
2/25	at Southern Miss *	W	85-74
3/4	vs. Tulane =	W	80-44
3/5	vs. Southern Miss =	W	70-59
3/6	vs. Florida State =	L	53-54
3/13	at Vanderbilt \$	L	64-73
<i>@ Times Rainbow Classic (Honolulu, Hawaii)</i>			
<i>< Coastal Carolina Invitational (Myrtle Beach, S.C.)</i>			
<i>* Metro Conference Game</i>			

1991-92

Head Coach Nancy Wilson

Overall Record: 13-15 • SEC: 2-9

11/29	vs. Louisville @	L	47-74
11/30	at Maine @	W	56-53
12/3	Kentucky *	L	63-75
12/6	at Charleston Southern	W	86-26
12/7	at C. of Charleston	L	63-66
12/19	vs. Georgia State <	W	57-56
12/20	at UAB <	W (ot)	71-68
12/28	vs. East Tennessee State	W	79-54
12/29	at Richmond	L	55-65
12/31	#4 Vanderbilt *	W	72-65
1/4	at #23 LSU *	L	57-62
1/7	at East Tennessee State	W	75-65
1/9	Charlotte	L	52-69
1/11	Alabama *	L	74-80
1/15	#2 Tennessee *	L	58-78
1/18	at #25 Georgia *	L	62-63
1/22	Furman	W	60-53
1/25	#8 Mississippi *	L	67-69
1/30	Old Dominion	W	64-51
2/1	at Arkansas *	L	51-58
2/3	Georgia Southern	W	67-24
2/8	at Florida *	W	66-50
2/12	at #23 Clemson	L	69-81
2/19	South Carolina State	W	72-55
2/22	at Mississippi St. *	L	42-58
2/26	Memphis	W	61-50
3/1	at Auburn *	L	44-71
3/6	vs. #12 Vanderbilt ^	L	47-58

@ Downeast Classic (Bangor, Maine)

** Southeastern Conference Game*

< Lady Blazer Classic (Birmingham, Ala.)

- Richmond Invitational (Richmond, Va.)

^ SEC Tournament (Albany, Ga.)


1992-93

Head Coach Nancy Wilson

Overall Record: 17-10 • SEC: 5-6

12/1	C. of Charleston	W	78-72
12/4	vs. Nebraska @	L	51-63
12/5	vs. Yale @	W	64-57
12/7	Charleston Southern	W	75-43
12/9	at Kentucky *	L	55-76
12/28	vs. Holy Cross <	L	66-74
12/29	at St. Peter's <	L	55-67
1/2	LSU *	W	66-56
1/4	South Carolina State	W	81-63
1/7	Mississippi St. *	W	72-61
1/9	at Alabama *	L	67-82
1/12	at Old Dominion	W	67-65
1/16	Georgia *	W	77-57
1/20	at Furman	W	56-49
1/23	at Mississippi *	L	57-81
1/25	at Memphis	W	73-68
1/27	East Tennessee State	W	86-53
1/30	Arkansas *	W	76-51
2/3	#19 Clemson	W	55-54
2/6	Florida *	L	53-74
2/10	at Charlotte	W	62-52
2/13	at #2 Vanderbilt *	L	48-58
2/16	Western Carolina	W	69-54
2/18	at #1 Tennessee *	L	57-100
2/25	at South Carolina State	W	58-55
2/27	#3 Auburn *	W	59-47

YEAR-BY-YEAR RESULTS



3/5	vs. Mississippi ^	L	57-59
<i>@ Northwestern Invitational (Evanston, Ill.)</i>			
<i>< St. Peter's Invitational (Jersey City, N.J.)</i>			
<i>* Southeastern Conference Game</i>			
<i>^ SEC Tournament (Chattanooga, Tenn.)</i>			

2/22	Coastal Carolina	W	89-53
2/26	at #10 Vanderbilt *	L	58-98
3/3	vs. #14 Arkansas ^	L	70-80
<i>@ Dial Classic Tournament (Minneapolis, Minn.)</i>			
<i>* Southeastern Conference Game</i>			
<i>< Central Florida Tournament (Orlando, Fla.)</i>			
<i>^ SEC Tournament (Chattanooga, Tenn.)</i>			

2/15	at #13 LSU *	L	66-73
2/19	Auburn *	L	51-81
2/22	at Kentucky *	L	52-76
2/24	at Wofford	W	80-50
2/28	vs. #8 Tennessee ^	L	48-75
<i>@ Harvard Invitational (Cambridge, Mass.)</i>			
<i>< Virginia Tech Classic (Blacksburg, Va.)</i>			
<i>* Southeastern Conference Game</i>			
<i>^ SEC Tournament (Chattanooga, Tenn.)</i>			

1993-94

Head Coach Nancy Wilson
Overall Record: 14-13 • SEC: 2-9

11/27	at Old Dominion @	L	69-79
11/28	vs. Miami (Fla.) @	W	71-68
11/30	South Carolina State	W	90-50
12/3	vs. NC State <	W	84-71
12/4	vs. Appalachian State <	L	72-78
12/6	Georgia Southern	W	89-86
12/8	Mississippi St. *	L	83-97
12/29	vs. Georgia State ~	W	79-47
12/30	vs. Austin Peay ~	W	90-51
1/3	C. of Charleston	W	106-72
1/5	at #19 Auburn *	W	64-55
1/8	Kentucky *	L	63-82
1/11	Mississippi *	L	53-78
1/13	at Western Carolina	W	114-56
1/15	at LSU *	W	90-82
1/20	at South Carolina State	W	99-73
1/22	#15 Alabama *	L	77-94
1/26	at East Tennessee State	W	93-83
1/29	at Georgia *	L	76-80
2/2	Furman	W	77-74
2/8	#2 Tennessee *	L	75-91
2/12	at Arkansas *	L	77-87
2/16	at Clemson	L	75-90
2/20	at Florida *	L	68-80
2/23	Charlotte	W	74-65
2/26	#13 Vanderbilt *	L	56-71
3/4	vs. Kentucky ^	L	80-83

@ Old Dominion Invitational (Norfolk, Va.)
< Arizona State Invitational (Tempe, Ariz.)
** Southeastern Conference Game*
< Coastal Carolina Invitational (Myrtle Beach, S.C.)
^ SEC Tournament (Chattanooga, Tenn.)

1994-95

Head Coach Nancy Wilson
Overall Record: 12-15 • SEC: 1-10

11/26	vs. Valparaiso @	W	79-53
11/27	at Minnesota @	W	78-75
12/1	Michigan	W	82-78
12/6	Mississippi St. *	W	63-56
12/8	Clemson	W	79-73
12/29	vs. Arkansas State <	L	72-81
12/30	vs. Appalachian State <	L	64-70
12/31	vs. Fairleigh Dickinson <	W	109-86
1/3	Auburn *	L	43-77
1/7	at Kentucky *	L	67-85
1/10	at Georgia Southern	W	79-74
1/12	at #1 Tennessee *	L	55-72
1/14	LSU *	L	78-90
1/18	East Tennessee State	W	81-67
1/22	at #14 Alabama *	L	62-85
1/25	at Furman	L	84-101
1/29	#11 Georgia *	L	58-80
1/31	Campbell	W	76-71
2/4	at #17 Mississippi *	L	58-91
2/7	Appalachian State	W	98-79
2/11	#20 Arkansas *	L	62-63
2/13	Rice	W	87-71
2/15	at Charlotte	L	60-73
2/18	#14 Florida *	L	49-69

1995-96

Head Coach Nancy Wilson
Overall Record: 16-12 • SEC: 2-9

11/24	at Wake Forest @	W	83-69
11/25	vs. Northwestern @	L	78-82
11/27	Furman	W	92-54
11/29	Minnesota	W	73-35
12/1	at Michigan	W	78-69
12/4	Campbell	W	82-59
12/8	Ohio	W	73-59
12/10	at Auburn *	L	50-56
12/18	vs. Marist <	W	95-40
12/19	vs. Tulane <	W	72-66
12/20	vs. Arizona State <	W	83-71
1/3	at Mississippi St. *	L (ot)	61-62
1/8	#2 Vanderbilt *	L	69-80
1/14	at #25 Florida *	L	51-70
1/16	Coastal Carolina	W	92-39
1/21	at #20 Arkansas *	L	58-66
1/24	at Kentucky	W	66-53
1/28	#23 Mississippi *	W	69-66
1/31	at Appalachian State	W (ot)	78-77
2/5	at #18 Clemson	L	57-75
2/7	Charlotte	W	80-68
2/11	at #1 Georgia *	L	61-79
2/15	#5 Tennessee *	L (ot)	73-79
2/17	LSU *	L	62-79
2/19	Wofford	W	87-47
2/22	#14 Alabama *	L (ot)	68-75
2/24	Kentucky *	W	76-65
3/1	vs. #18 Florida ^	L	48-65

@ Wake Forest Invitational (Winston Salem, N.C.)
** Southeastern Conference Game*
< Northern Lights Invitational (Anchorage, Alaska)
^ SEC Tournament (Chattanooga, Tenn.)

1996-97

Head Coach Nancy Wilson
Overall Record: 12-15 • SEC: 1-11

11/23	at Campbell	W	65-46
11/26	VCU	L	52-66
11/30	vs. Pepperdine @	W	76-72
12/1	vs. Siena College @	W	82-62
12/6	at Ohio	W	66-62
12/18	#22 Clemson	L	60-66
12/20	C. of Charleston	W	74-54
12/29	vs. Loyola (Md.) <	L	65-86
12/30	vs. Cornell <	W	60-56
1/2	Mississippi St. *	L	71-81
1/5	at #11 Vanderbilt *	L	33-70
1/8	East Tennessee State	W	75-71
1/12	#25 Florida *	L	62-66
1/15	Appalachian State	W	76-63
1/18	#13 Arkansas *	L	71-82
1/22	at Charlotte	W	60-39
1/25	at Mississippi *	L	55-67
1/29	Kentucky *	W	68-59
2/1	#7 Georgia *	L	35-78
2/5	Winthrop	W	90-55
2/9	at #7 Alabama *	L	38-87
2/11	at #8 Tennessee *	L	59-90

1997-98

Head Coach Susan Walvius
Overall Record: 13-14 • SEC: 3-11

11/19	at Appalachian State	W	77-61
11/23	Furman	W	84-57
11/25	at Clemson	L	59-73
11/28	vs. UTEP @	W	100-60
11/29	at Nevada @	L	63-72
12/4	at LSU *	L	56-75
12/6	South Carolina State	W	88-65
12/16	at VCU	W	86-79
12/19	Harvard	W	72-69
12/29	vs. Maryland <	L	60-74
12/30	vs. New Hampshire <	W	75-70
1/1	at #20 Auburn *	L	65-70
1/4	Alabama *	L	54-64
1/6	#1 Tennessee *	L	52-94
1/11	at Mississippi St. *	L	62-70
1/14	#6 Vanderbilt *	W	70-66
1/17	at #12 Florida *	L	68-82
1/19	East Carolina	W	67-60
1/24	at Arkansas *	L	67-86
1/28	at #6 Vanderbilt *	L	53-66
1/31	Mississippi *	W	79-72
2/4	at #24 Georgia *	L	61-80
2/8	at Kentucky *	L	73-87
2/14	LSU *	L	67-86
2/17	Charlotte	W	78-71
2/21	Kentucky *	W	67-65
2/26	vs. LSU ^	W	76-61
2/27	vs. #20 Alabama ^	L	72-92

@ Holiday Inn Classic (Reno, Nev.)
** Southeastern Conference Game*
< St. Peter's Invitational (Jersey City, N.J.)
^ SEC Tournament (Columbus, Ga.)

1998-99

Head Coach Susan Walvius
Overall Record: 11-16 • SEC: 0-14

11/13	at Florida A&M	W	78-51
11/17	Wofford	W	111-57
11/21	at Charlotte	W	85-71
11/25	UNC Wilmington	W	82-62
11/28	Central Florida	W	80-70
12/1	LSU *	L	73-88
12/5	UNC Asheville	W	80-40
12/17	#14 Clemson	L	67-84
12/22	South Carolina State	W	98-61
12/28	vs. Wis.-Milwaukee @	W	89-63
12/29	vs. Texas-Pan American @	W	109-71
1/3	Auburn *	L	50-62
1/7	at #2 Tennessee *	L	58-87
1/10	Mississippi St. *	L	66-69
1/14	at Vanderbilt *	L	54-81
1/17	#18 Florida *	L	66-78
1/20	at George Mason	W	73-70
1/24	Arkansas *	L	80-88
1/28	Vanderbilt *	L	63-76
1/31	at Mississippi *	L	56-68

Introduction

Staff

Players

12-13 Review

Records

History

The University

YEAR-BY-YEAR RESULTS

2/3	#8 Georgia *	L	58-62
2/7	at #21 Alabama *	L	73-87
2/11	Kentucky *	L	76-78
2/14	at #20 LSU *	L	63-80
2/16	Charleston Southern	W	78-74
2/21	at Kentucky *	L	65-93
2/25	vs. #24 Alabama ^	L	71-82

@ New Year's Classic (Boca Raton, Fla.)
 * Southeastern Conference Game
 ^ SEC Tournament (Chattanooga, Tenn.)

1999-2000

Head Coach Susan Walvius
Overall Record: 13-15 • SEC: 3-11

11/19	Charlotte	W	67-61
11/22	Florida A&M	W	73-51
11/24	at Indiana	W	95-79
11/29	at Clemson	L	46-65
12/3	vs. Nevada @	W	63-58
12/4	vs. Arizona State @	L	56-61
12/15	Florida Atlantic	W	98-60
12/18	Georgia Southern <	W	80-59
12/19	Coastal Carolina <	W (ot)	67-57
12/22	South Carolina State	W	100-55
12/30	at #4 NC State	L	55-69
1/2	George Mason	W	62-48
1/5	Charleston Southern	W	73-38
1/9	at #5 Auburn *	L	50-73
1/14	#2 Tennessee *	L	76-92
1/17	at #22 Mississippi St. *	L	73-86
1/20	Vanderbilt *	W	52-48
1/23	Florida *	L	62-76
1/27	at Arkansas *	L	62-71
1/30	at Florida *	L	63-79
2/3	#13 Auburn *	L	62-71
2/6	Mississippi *	W	75-58
2/10	at #3 Georgia *	L	61-84
2/13	at Kentucky *	L	71-73
2/17	Alabama *	L	67-69
2/20	Kentucky *	W	64-51
2/27	at #12 LSU *	L	55-70
3/3	vs. Vanderbilt ^	L	58-80

@ Wells Fargo Tournament (Tempe, Ariz.)
 < USC Basketball Classic (Columbia, S.C.)
 * Southeastern Conference Game
 ^ SEC Tournament (Chattanooga, Tenn.)

2000-01

Head Coach Susan Walvius
Overall Record: 11-17 • SEC: 6-8

11/10	at Rice @	L	56-61
11/22	Indiana	L	58-69
11/24	vs. Montana State <	W	63-52
11/26	vs. #4 Purdue <	L	53-68
11/29	Clemson	L	43-56
12/1	vs. Akron -	W	77-55
12/2	at Syracuse -	L	58-73
12/4	#21 NC State	L	48-55
12/10	at Duquesne	L	65-67
12/19	East Tennessee State	W	117-71
12/21	vs. North Carolina >	L	68-74
12/28	at Charlotte	W	61-43
1/2	Arkansas *	W	66-49
1/7	#20 Auburn *	W	87-60
1/11	at #2 Tennessee *	L	45-99
1/14	at Alabama *	W	82-67
1/18	at #15 Vanderbilt *	L	56-85
1/21	#10 Florida *	L	85-97
1/24	at Wofford	W	87-45

1/28	at #10 Florida *	L	53-91
2/1	at Auburn *	W	71-65
2/4	at Mississippi *	L	53-69
2/8	#6 Georgia *	L	55-92
2/11	Kentucky *	W	70-62
2/15	Mississippi St. *	W	76-59
2/18	at Kentucky *	L	59-61
2/25	#14 LSU *	L	72-83
3/1	vs. Mississippi ^	L	68-75

@ Preseason WNIT (Houston, Texas)
 < Torneo de Basquetbol (Cancun, Mexico)
 - Carrier Classic (Syracuse, N.Y.)
 > ACC-SEC Beach Ball Classic (Myrtle Beach, S.C.)
 * Southeastern Conference Game
 ^ SEC Tournament (Memphis, Tenn.)

2002-03

Head Coach Susan Walvius
Overall Record: 23-8 • SEC: 9-5
• NCAA Tournament Participant •

11/22	Clemson	W	72-58
11/24	C. of Charleston	W	83-54
11/28	vs. Oregon @	W	67-40
11/30	vs. #18 Boston College @	W	54-51
12/3	(23) Georgia Southern	W	75-54
12/4	(23) Wofford	W	99-46
12/16	(18) Middle Tennessee State	W	65-50
12/18	(18) Louisiana-Lafayette	W	60-41
12/20	(18) vs. #13 North Carolina <	L	69-78
12/27	(18) at Temple	W	57-39
12/29	(18) Alcorn State	W	96-52
12/31	(16) South Carolina State	W	85-42
1/4	(16) Stetson	W	101-39
1/9	(13) #14 Mississippi St. *	W	83-79
1/12	(13) at #11 Arkansas *	L	58-67
1/16	(14) at #17 Vanderbilt *	W	66-57
1/19	(14) Georgia *	L	59-67
1/23	(15) at #4 Tennessee *	L	78-97
1/30	(16) Florida *	W	78-64
2/2	(16) at Kentucky *	W	49-46

YEAR-BY-YEAR RESULTS



Introduction

2/6	(16)	#4 LSU *	L	66-69
2/9	(16)	at Alabama *	W	48-34
2/13	(15)	at #14 Georgia *	L (2ot)	91-97
2/16	(15)	#13 Arkansas *	W	83-59
2/23	(17)	Auburn *	W	65-54
2/27	(16)	Kentucky *	W	97-51
3/2	(16)	at Mississippi *	W	91-68
3/6	(16)	vs. Mississippi ^	W	79-64
3/7	(16)	vs. #10 Mississippi St. ^	L	75-79
3/23	(16)	vs. Chattanooga \$	W	68-54
3/25	(16)	at #15 Penn State \$	L	67-77

@ Paradise Jam Tournament (U.S. Virgin Islands)
 < ACC-SEC Beach Ball Classic (Myrtle Beach, S.C.)
 * Southeastern Conference Game
 ^ SEC Tournament (Little Rock, Ark.)
 \$ NCAA Tournament (State College, Pa.)

2003-04

Head Coach Susan Walvius
Overall Record: 10-18 • SEC: 1-13

11/21	at Clemson	L	99-103
11/24	Appalachian State	W	82-66
11/26	Mercer	W	99-78
11/29	Florida A&M	W	96-66
12/2	at Stetson	W	94-66
12/5	vs. Southern Utah @	W	81-79
12/6	at New Mexico @	W	69-52
12/14	at Charlotte	W	84-67
12/18	Louisiana-Lafayette	W	72-59
12/20	vs. #15 North Carolina <	L	53-77
12/30	at Seton Hall	L	46-57
1/3	at #6 Minnesota	L	53-67
1/11	at Alabama *	L	71-74
1/15	#5 Tennessee *	L	58-86
1/18	Arkansas *	L	52-66
1/22	at Florida *	L	56-61
1/25	Kentucky *	L	61-75
1/28	at C. of Charleston	W	84-61
2/1	at #15 LSU *	L	62-82
2/5	Mississippi *	L	65-71
2/8	at #1 Tennessee *	L	58-72
2/12	Alabama *	W	77-51
2/15	at #14 Auburn *	L	58-69
2/19	at Mississippi St. *	L	62-72
2/22	#18 Georgia *	L	50-73
2/26	at Kentucky *	L	54-71
2/29	#24 Vanderbilt *	L	41-62
3/4	vs. #20 Georgia ^	L	42-73

@ Southwest Airlines Lobo Shootout (Albuquerque, N.M.)
 < ACC-SEC Beach Ball Classic (Myrtle Beach, S.C.)
 * Southeastern Conference Game
 ^ SEC Tournament (Nashville, Tenn.)

2004-05

Head Coach Susan Walvius
Overall Record: 8-21 • SEC: 2-12

11/14	at Washington @	L	53-65
11/15	vs. UNLV @	L	63-66
11/27	Jacksonville	W	79-54
11/30	Charlotte	L	72-78
12/3	Clemson	L (ot)	79-87
12/14	Florida A&M	W	88-55
12/16	NC State	L	48-75
12/18	at Middle Tennessee State	L	56-69
12/20	Birmingham Southern	W	66-40
12/22	South Carolina State	W	85-45
12/29	Coastal Carolina <	W	70-50
12/30	Seton Hall <	L	42-53
1/2	at Virginia	L	49-66

12-13 Review

Records

History

The University

1/6	Mississippi St. *	L	48-55
1/9	at #16 Vanderbilt *	L	43-88
1/13	C. of Charleston	W	67-37
1/16	Florida *	L	57-67
1/20	at Alabama *	L	62-75
1/23	at Arkansas *	L	49-61
1/27	#5 Tennessee *	L	53-68
1/30	at Kentucky *	L	50-66
2/6	Auburn *	L	47-56
2/10	at #18 Georgia *	L	51-67
2/13	#1 LSU *	L	36-66
2/17	#2 Tennessee *	L	44-74
2/20	Alabama *	W	66-57
2/24	Kentucky *	W	60-47
2/27	at Mississippi *	L	51-57
3/3	vs. Mississippi ^	L	50-53

@ WBCA Classic (Seattle, Wash.)
 < Carolina Classic (Columbia, S.C.)
 * Southeastern Conference Game
 ^ SEC Tournament (Greenville, S.C.)

2005-06

Head Coach Susan Walvius
Overall Record: 17-12 • SEC: 7-7
• Women's NIT Participant •

11/18	High Point	W	71-35
11/20	Winthrop	W	73-42
11/25	vs. #18 Texas @	L	55-59
11/26	vs. #19 Purdue @	L	48-56
11/29	Georgia Southern	L	66-73
12/13	#14 Minnesota	W	79-61
12/15	Ohio	W	77-49
12/17	South Carolina State	W	75-40
12/19	Savannah State	W	94-37
12/21	Bethune Cookman	W	87-26
12/29	Western Carolina	W	95-53
1/2	at Clemson	W	77-46
1/4	#1 Tennessee *	L	51-66
1/8	at Kentucky *	L	60-72
1/12	at #3 LSU *	L	46-79
1/15	#23 Vanderbilt *	L	59-67
1/22	at Alabama *	W	67-48
1/26	#15 Georgia *	L	65-74
1/29	Arkansas *	W	61-52
2/5	at Mississippi St. *	W	51-46
2/9	Kentucky *	L	71-75
2/12	at Florida *	W	81-63
2/16	at Auburn *	W	58-46
2/19	Mississippi *	W	77-66
2/21	Longwood	W	99-48
2/23	Mississippi St. *	W	75-47
2/26	at #24 Vanderbilt *	L	71-88
3/2	vs. Auburn ^	L	48-64
3/17	at Xavier !	L (ot)	65-70

@ Junkanoo Jam (Freeport, Bahamas)
 * Southeastern Conference Game
 ^ SEC Tournament (Little Rock, Ark.)
 ! Women's NIT (Cincinnati, Ohio)

2006-07

Head Coach Susan Walvius
Overall Record: 18-15 • SEC: 6-8
• Women's NIT Participant •

11/12	East Tennessee State	W	78-53
11/14	at Penn State	L	57-68
11/17	North Carolina A&T	W	117-63
11/20	Clemson	W	80-48
11/24	Mercer	W	77-30

11/25	Louisiana-Lafayette	L	68-83
11/29	at NC State	L	41-53
12/3	Fordham	W	77-38
12/7	#3 Oklahoma	L	51-78
12/20	High Point	W	87-49
12/23	South Carolina State	W	85-42
12/28	Samford	W	64-56
12/30	at UNC Wilmington	W	75-42
1/1	Winthrop	W	75-30
1/4	at Kentucky *	L	55-59
1/8	at #10 Stanford	L	54-69
1/11	#14 Vanderbilt *	L	66-67
1/14	Alabama *	W	95-35
1/18	at #24 Mississippi *	L	57-76
1/21	at Mississippi St. *	L	73-87
1/25	Florida *	W	79-51
1/28	Kentucky *	W	66-56
2/1	at #3 Tennessee *	L	36-72
2/4	#7 LSU *	L	46-49
2/8	at Arkansas *	W	74-69
2/11	at #9 Georgia *	L	57-81
2/15	Auburn *	W	70-61
2/18	at #12 Vanderbilt *	L	65-83
2/25	Mississippi St. *	W (ot)	72-66
3/1	vs. Auburn ^	W	65-63
3/2	vs. #2 Tennessee ^	L	63-81
3/18	Hartford !	W	81-40
3/21	Hofstra !	L	59-64

* Southeastern Conference Game
 ^ SEC Tournament (Duluth, Ga.)
 ! Women's NIT (Columbia, S.C.)

2007-08

Head Coach Susan Walvius
Overall Record: 16-16 • SEC: 4-10
• Women's NIT Participant •

11/9	Saint Francis (Pa.)	W	93-33
11/15	Virginia	W	66-64
11/17	Buffalo	W	66-54
11/20	Penn State	L	63-70
11/23	vs. Illinois @	L	58-91
11/25	at Fla. International @	W	82-66
12/1	UNC Wilmington	W	72-60
12/4	Charleston Southern	W	72-26
12/7	Jackson State	W	82-49
12/17	at #2 Connecticut	L	39-97
12/19	Alabama A&M	W	88-41
12/22	at Clemson	W	64-43
12/30	at #9 Oklahoma	L	63-95
1/3	UNC Asheville	W	80-52
1/6	Savannah State	W	86-47
1/10	at Alabama *	L	54-65
1/13	#2 Tennessee *	L	48-71
1/20	at Mississippi *	L	61-74
1/24	Kentucky *	L	62-66
1/27	Florida *	L	57-60
1/31	at #8 LSU *	L	37-67
2/3	Arkansas *	W	59-50
2/7	at Vanderbilt *	L	48-78
2/10	Mississippi *	W	71-62
2/17	at Auburn *	L	72-83
2/21	Mississippi St. *	L	54-58
2/24	at Florida *	W	69-65
2/28	#22 Georgia *	L	41-55
3/2	at Kentucky *	W	65-57
3/6	vs. Florida ^	L	57-71
3/21	North Carolina A&T !	W	102-74
3/24	at NC State !	L	69-72

@ FIU Thanksgiving Classic (Miami, Fla.)
 ^ SEC Tournament (Nashville Tenn.)
 ! Women's NIT (Columbia, S.C./Raleigh, N.C.)

YEAR-BY-YEAR RESULTS

2008-09

Head Coach Dawn Staley

Overall Record: 10-18 • SEC: 2-12

11/16	at Penn State	L	42-56
11/19	Clemson	L	45-52
11/24	Davidson	W	68-47
11/28	vs. Ohio @	W	43-34
11/29	vs. UNC Wilmington @	W	57-54
12/3	at Wake Forest	L	57-74
12/5	High Point	W	73-52
12/16	USC-Upstate	W	71-57
12/19	#3 Stanford	L	47-78
12/21	Charlotte	W	78-76
12/28	#1 Connecticut	L	48-77
12/30	Jacksonville	W	58-50
1/4	at NC State	W	56-55
1/8	#9 Auburn *	L	76-80
1/11	at Georgia *	L	63-69
1/15	#19 Florida *	L	63-77
1/18	at #13 Tennessee *	L	56-68
1/22	at Mississippi *	W	76-67
1/25	#17 Vanderbilt *	L	56-66
1/29	LSU *	L	56-63
2/5	at Kentucky *	L	47-61
2/8	Mississippi *	L	65-66
2/12	at Arkansas *	L	54-58
2/15	Alabama *	W	68-57
2/22	at #15 Florida *	L	66-82
2/26	at Mississippi St. *	L	41-58
3/1	Kentucky *	L	53-70
3/5	vs. Mississippi St. ^	L	39-49

@ Cancun Thanksgiving Classic (Cancun, Mexico)
^ SEC Tournament (Little Rock, Ark.)

2009-10

Head Coach Dawn Staley

Overall Record: 14-15 • SEC: 7-9

11/16	at Charlotte	W (ot)	70-66
11/19	at Clemson	L (2ot)	92-94
11/22	Penn State	W	63-56
11/26	vs. #20 Oklahoma @	L	67-75
11/27	vs. #5 Notre Dame @	L	55-78
11/28	vs. #23 San Diego St. @	W	58-55
12/2	High Point	W	70-52
12/13	NC State	W	74-71
12/17	Wake Forest	W	62-52
12/20	vs. #9 North Carolina <	L	85-93
12/28	vs. Boston Univ. ~	L	67-68
12/29	vs. Brown ~	W	73-46
1/3	#11 LSU *	L	58-70
1/7	at #4 Tennessee *	L	62-79
1/10	at Alabama *	W	80-68
1/14	Kentucky *	W	79-71
1/17	Auburn *	W	63-49
1/21	at #18 LSU *	L	52-69
1/24	at Florida *	L	56-59
1/28	Mississippi *	W	64-50
1/31	#5 Tennessee *	L	55-60
2/4	at Auburn *	W	61-58
2/7	at #14 Georgia *	W	52-42
2/11	Mississippi State *	L	53-55
2/14	Arkansas *	L	68-72
2/21	at #16 Kentucky *	L	50-71
2/25	#24 Georgia *	L	49-65
2/28	at Vanderbilt *	W	73-70
3/4	vs. Mississippi ^	L	63-64

* Southeastern Conference Game
@ Paradise Jam (St. Thomas, U.S.V.I.)
< Carolinas Challenge (Myrtle Beach, S.C.)
~ Saint Joseph's Hawk Classic (Philadelphia, Pa.)
^ SEC Tournament (Duluth, Ga.)

2010-11

Head Coach Dawn Staley

Overall Record: 18-15 • SEC: 8-8

• Women's NIT Participant •

11/12	#5 Xavier	L	65-84
11/15	Illinois	W	61-48
11/18	Clemson	W	73-59
11/21	at Penn State	L	48-78
11/26	at #3 Stanford	L	32-70
11/28	at UC Davis	L	52-61
12/1	Charleston Southern	W	75-53
12/5	Savannah State	W	52-33
12/12	NC State	W	77-63
12/19	vs. #10 North Carolina <	L	51-75
12/21	Butler	W	67-54
12/28	Presbyterian	W	68-40
12/30	South Carolina State	W	63-44
1/2	at Georgia *	L	51-61
1/6	LSU *	W	63-61
1/9	Florida *	L	63-65

1/13	at #19 Kentucky *	L	48-66
1/16	at Mississippi *	W (ot)	63-58
1/20	#5 Tennessee *	L	56-71
1/23	Alabama *	W	59-48
1/27	#20 Georgia *	W	57-48
1/30	at Auburn *	L	47-54
2/6	at Arkansas *	W (ot)	64-62
2/10	#15 Kentucky *	W	66-61
2/13	at Mississippi State *	W	60-53
2/17	at #4 Tennessee *	L	60-82
2/20	Auburn *	W	65-49
2/24	at LSU *	L (ot)	51-54
2/27	Vanderbilt *	L (ot)	60-74
3/3	vs. Mississippi ^	W	62-50
3/4	vs. Georgia ^	L	34-66
3/16	Appalachian State !	W	67-54
3/20	Charlotte !	L	57-69

* Southeastern Conference Game
< Carolinas Challenge (Myrtle Beach, S.C.)
^ SEC Tournament (Nashville, Tenn.)
! Women's NIT (Columbia, S.C.)



Front Row: Shelbretta Ball, Tina Roy, Ieasia Walker, Markeshia Grant, La'Keisha Sutton, Sancheon White, Imani Sellers; Back Row: Courtney Newton, Aleighsa Welch, Ashley Bruner, Elem Ibiama, Pamela Decheva, Ebony Wilson

2011-12

Head Coach Dawn Staley

Overall Record: 25-10 • SEC: 10-6

• NCAA Tournament Sweet 16 •

11/11	at Illinois	W	71-52
11/14	Alabama A&M	W	60-53
11/17	at Clemson	W	65-48
11/20	#11 Penn State	L	50-55
11/23	C. of Charleston	W	59-40
11/27	Presbyterian	W	52-24
11/30	at Xavier	W	67-56
12/4	at NC State	L	53-55
12/11	Furman	W	72-33
12/14	South Carolina State	W	66-21
12/18	vs. #18 North Carolina <	W	79-48
12/21	Savannah State	W	65-39
12/28	at Drexel	W	62-58
1/1	Alabama *	W	68-42
1/5	#24 Vanderbilt *	W	65-55
1/8	at Florida *	W	49-44
1/12 (24)	at LSU *	L	48-58
1/15 (24)	#9 Kentucky *	L	58-66
1/19	at Auburn *	L	49-53
1/22	at #25 Vanderbilt *	W (ot)	65-60
1/26	Mississippi *	W	61-43
1/29	Mississippi State *	W	69-43
2/2	at #8 Tennessee *	W	64-60
2/9 (24)	at Arkansas *	L	47-68
2/12 (24)	Florida *	W	62-58
2/16 (25)	#18 Georgia *	L	49-61
2/19 (25)	at Alabama *	W	69-55
2/23	at #13 Kentucky *	L	50-53
2/26	Arkansas *	W	53-47
3/1 (25)	vs. Alabama ^	W	57-38
3/2 (25)	vs. #16 Georgia ^	W	59-55
3/3 (25)	vs. #13 Tennessee ^	L	58-74
3/17 (25)	vs. Eastern Michigan \$	W	80-48
3/19 (25)	at #13 Purdue \$	W	72-61
3/24 (25)	vs. #2 Stanford \$	L	60-76

* Southeastern Conference Game
< Carolinas Challenge (Myrtle Beach, S.C.)
^ SEC Tournament (Nashville, Tenn.)
\$ NCAA Tournament (West Lafayette, Ind./Fresno, Calif.)

Introduction

Staff

Players

12-13 Review

Records

History

The University

YEAR-BY-YEAR RESULTS

2012-13

Head Coach Dawn Staley

Overall Record: 25-8 • SEC: 11-5

• NCAA Tournament Participant •

Year	Opponent	Result	Score
11/9	Elon	W	77-44
11/12	at Louisiana Tech	W	82-58
11/15	Savannah State	W	78-47
11/18	Clemson	W	64-43
11/22	vs. Hampton @	W	45-34
11/23	vs. Florida Gulf Coast @	W	65-46
11/24	vs. DePaul @	W	55-46
11/28	Drexel	W (ot)	58-55
12/2	at Seton Hall	W	55-42
12/9	Furman	W	69-35
12/19 (21)	#1 Stanford	L	49-53
12/21 (21)	South Carolina State	W	65-45
12/29 (19)	Western Carolina	W	66-44
1/3 (18)	#12 Tennessee *	L	53-73
1/6 (18)	at Mississippi State *	W	60-46
1/10 (18)	Vanderbilt *	W	64-48
1/13 (18)	at #13 Georgia *	L	40-42
1/17 (19)	LSU *	W	66-59
1/20 (19)	at Florida *	W	52-44
1/24 (18)	#5 Kentucky *	W	55-50
1/27 (18)	at Arkansas *	W	43-40
2/3 (15)	Auburn*	W	59-51
2/7 (15)	at Alabama *	W	65-53
2/10 (15)	#14 Texas A&M *	L	48-50
2/14 (16)	at #9 Kentucky *	L	74-78
2/17 (16)	at Mississippi *	W	62-47
2/24 (15)	Mississippi State *	W	58-43
2/28 (14)	at Missouri *	L	58-65
3/3 (14)	Florida *	W	67-56
3/7 (17)	vs. Alabama ^	W	77-35
3/8 (17)	vs. #19 Texas A&M ^	L	52-61
3/23 (17)	vs. South Dakota State \$	W	74-52
3/25 (17)	vs. Kansas \$	L	69-75


* Southeastern Conference Game
 @ Paradise Jam (St. Thomas, U.S.V.I.)
 ^ SEC Tournament (Duluth, Ga.)
 \$ NCAA Tournament (Boulder, Colo.)

Note: Number in parentheses is South Carolina's ranking in Associated Press Poll on the date of the game. Opponent rankings are Associated Press Poll on date of the game.

Year-by-Year Finish

Year	Coach	Won	Lost	Pct.	Final Rank	Conference Record (Finish)	Postseason Finish
1974-75	Pam Backhaus	18	12	.600	—	—	
1975-76	Frankie Porter	7	15	.318	—	—	
1976-77	Pam Backhaus	8	18	.308	—	—	
1977-78	Pam Parsons	24	10	.706	—	—	AIAW Regionals
1978-79	Pam Parsons	27	10	.730	15	—	NWIT Champions
1979-80	Pam Parsons	30	6	.833	4	—	AIAW Final Four
1980-81	Pam Parsons	13	17	.433	—	—	AIAW Regionals
1981-82	Pam Parsons	*7	0	1.000	—	—	
	Terry Kelly	#16	8	.667	15	—	NCAA Tournament Sweet 16
1982-83	Terry Kelly	16	12	.571	—	—	
1983-84	Terry Kelly	18	12	.600	—	Metro, 7-3 (4th)	
1984-85	Nancy Wilson	18	10	.643	—	Metro, 8-2 (2nd)	
1985-86	Nancy Wilson	19	11	.633	—	Metro, 9-1 (1st)	NCAA Tournament 1st round
1986-87	Nancy Wilson	18	12	.600	—	Metro, 8-4 (2nd)	
1987-88	Nancy Wilson	23	11	.676	—	Metro, 10-2 (1st)	NCAA Tournament 2nd round
1988-89	Nancy Wilson	23	7	.767	-/24	Metro, 10-2 (T-1st)	NCAA Tournament 1st round
1989-90	Nancy Wilson	24	9	.727	17/22	Metro, 13-1 (1st)	NCAA Tournament Sweet 16
1990-91	Nancy Wilson	22	9	.710	19/16	Metro, 12-2 (T-1st)	NCAA Tournament 1st round
1991-92	Nancy Wilson	13	15	.464	—	SEC, 2-9 (12th)	
1992-93	Nancy Wilson	17	10	.629	—	SEC, 5-6 (7th)	
1993-94	Nancy Wilson	14	13	.518	—	SEC, 2-9 (T-10th)	
1994-95	Nancy Wilson	12	15	.444	—	SEC, 1-10 (T-10th)	
1995-96	Nancy Wilson	16	12	.571	—	SEC, 2-9 (T-11th)	
1996-97	Nancy Wilson	12	15	.444	—	SEC, 1-11 (T-11th)	
1997-98	Susan Walvius	13	15	.464	—	SEC, 3-11 (11th)	
1998-99	Susan Walvius	11	16	.407	—	SEC, 0-14 (12th)	
1999-00	Susan Walvius	13	15	.464	—	SEC, 3-11 (11th)	
2000-01	Susan Walvius	11	17	.611	—	SEC, 6-8 (T-6th)	
2001-02	Susan Walvius	25	7	.781	13/6	SEC, 10-4 (T-2nd)	NCAA Tournament Elite Eight
2002-03	Susan Walvius	23	8	.742	16/18	SEC, 9-5 (T-5th)	NCAA Tournament 2nd round
2003-04	Susan Walvius	10	18	.357	—	SEC, 1-13 (12th)	
2004-05	Susan Walvius	8	21	.276	—	SEC, 2-12 (12th)	
2005-06	Susan Walvius	17	12	.586	—	SEC, 7-7 (7th)	Women's NIT 1st round
2006-07	Susan Walvius	18	15	.545	—	SEC, 6-8 (8th)	Women's NIT 3rd round
2007-08	Susan Walvius	16	16	.500	—	SEC, 4-10 (T-9th)	Women's NIT 2nd round
2008-09	Dawn Staley	10	18	.357	—	SEC, 2-12 (11th)	
2009-10	Dawn Staley	14	15	.483	—	SEC, 7-9 (T-7th)	
2010-11	Dawn Staley	18	15	.545	—	SEC, 8-8 (T-5th)	Women's NIT 2nd round
2011-12	Dawn Staley	25	10	.714	25/21	SEC, 10-6 (T-4th)	NCAA Tournament Sweet 16
2012-13	Dawn Staley	25	8	.758	17/16	SEC, 11-5 (T-4th)	NCAA Tournament 2nd round
TOTALS	39 seasons	672	495	.576			

Notes: * Resigned after the first seven games of the 1981-82 season
 # Was named acting head coach for the remainder of the 1981-82 season
 South Carolina entered the Metro Conference before the 1983-84 season.
 The 1991-92 season was South Carolina's first in the SEC.
 Final rankings are listed AP/USA Today Coaches' Poll (USA Today Poll started 1984-85).



Introduction

Staff

Players

12-13 Review

Records

History

The University

Coaching Record Book

Wins

1. Nancy Wilson (1985-97)	231
2. Susan Walvius (1998-08)	165
3. Pam Parsons (1978-82)	101
4. Dawn Staley (2009-present)	92
5. Terry Kelly (1982-84)	50

Percentage

1. Pam Parsons (1978-82)	101-43	.701
2. Terry Kelly (1982-84)	50-32	.610
3. Nancy Wilson (1985-97)	231-149	.608
4. Dawn Staley (2009-present)	92-64	.590
5. Susan Walvius (1998-08)	165-160	.508

Years Coached

1. Nancy Wilson (1985-97)	13
2. Susan Walvius (1998-08)	11
3. Dawn Staley (2009-present)	5
4. Pam Parsons (1978-82)	4.5
5. Terry Kelly (1982-84)	2.5

All-Time Head Coaches



Pam Backhaus (1975, 1977)
26-30 (.464)



Frankie Porter (1976)
7-15 (.318)



Pam Parsons (1978-82*)
101-43 (.701)



Terry Kelly (1982-84#)
50-32 (.610)



Nancy Wilson (1985-97)
231-149 (.608)



Susan Walvius (1998-2008)
165-160 (.508)



Dawn Staley (2009-present)
92-64 (.590)

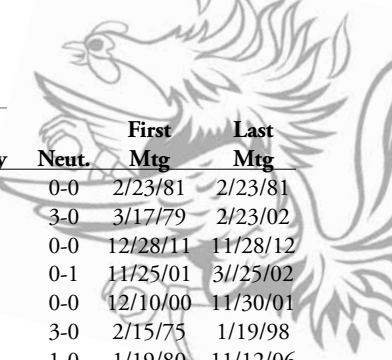
All-Time Assistant Coaches

Tonya Alleyne	1997-1999
Ed Baldwin	2003-2005
Suzanne Barbre	1982-83
Lisa Boyer	2008-present
Al Brown	2003-04
Karen Brown	1979-80
Jimmy DeShazo	1997-2001
Jill Dunn	1994-97
Maria Fantanarosa	1994-97
Ken Griffin	2005-07
Rosie Jones-Hall	1989-94
Nessie Harris	1986-89; 1995-97
Linda Hill-MacDonald	2000-03; 2004-05

Tammy Holder	1984-88; 1999-2000, 2005-08
Ronald Hughey	2007-08
Terry Kelly	1981 (for 7 games)
Michelle Marciniak	2003-08
Nikki McCray	2008-present
Carla McGhee	2008-10
Karen Middleton	1992-94
Sheila Moorman	1977-78
Shell Robinson-Dailey	1999-03
Darius Taylor	2011-present
Debbie Taylor	1997-1999
Barbara Thaxton	1994
Heidi VanDerveer	1988-94



SERIES RECORDS VS. OPPONENTS



	Opponent	Overall	Home	Away	Neut.	First Mtg	Last Mtg
Introduction	Akron	1-0	0-0	0-0	1-0	12/1/00	12/1/00
	Alabama	18-15	9-5	7-8	2-2	2/10/79	3/7/13
	Alabama A&M	2-0	2-0	0-0	0-0	12/19/07	11/14/11
	Alaska-Anchorage	1-0	0-0	0-0	1-0	2/26/88	2/26/88
	Alcorn State	1-0	1-0	0-0	0-0	12/29/02	12/29/02
	Anderson	3-6	1-1	0-1	0-1	12/2/74	2/15/78
	Appalachian State	11-4	5-1	4-0	1-3	1/17/75	3/16/11
	Arizona State	1-1	0-0	0-0	1-1	12/20/95	12/4/99
	Arkansas	10-17	7-5	3-10	0-2	2/1/92	1/27/13
	Arkansas State	0-1	0-0	0-0	0-1	12/29/94	12/29/94
Staff	Auburn	16-21	10-7	5-12	1-2	1/12/80	2/3/13
	Austin Peay	1-0	0-0	0-0	1-0	12/30/93	12/30/93
	Benedict College	2-0	0-0	1-0	1-0	2/23/78	12/1/78
	Berry	2-0	0-0	1-0	1-0	1/13/78	2/19/86
	Bethune-Cookman	1-0	1-0	0-0	0-0	12/21/05	12/21/05
	Birmingham Shtrn.	1-0	1-0	0-0	0-0	12/20/04	12/20/04
	Boston College	1-0	0-0	0-0	1-0	11/30/02	11/30/02
	Boston University	0-1	0-0	0-0	0-1	12/28/09	12/28/09
	Bowling Green	1-0	1-0	0-0	0-0	3/14/90	3/14/90
	Brown	1-0	0-0	0-0	1-0	12/29/09	12/29/90
Players	Buffalo	1-0	1-0	0-0	0-0	11/17/07	11/17/07
	Butler	1-0	1-0	0-0	0-0	12/21/11	12/21/11
	California	1-0	0-0	0-0	1-0	3/15/79	3/15/79
	Campbell	3-0	2-0	1-0	0-0	1/31/95	11/23/96
	Central Florida	2-0	2-0	0-0	0-0	2/17/86	11/28/98
	Charleston Southern	6-0	5-0	1-0	0-0	12/6/91	12/1/10
	Charlotte	16-6	9-3	7-3	0-0	2/23/83	3/20/11
	Chattanooga	1-0	0-0	0-0	1-0	3/23/03	3/23/03
	Cheyney St.	1-1	1-0	0-1	0-0	1/9/80	1/21/85
	Cincinnati	19-1	10-0	7-1	2-0	1/17/84	3/18/02
12-13 Review	Claffin	4-2	2-1	1-1	0-0	12/10/74	2/14/79
	Clemson	25-33	17-10	6-20	2-0	1/10/76	11/18/12
	Coastal Carolina	7-0	5-0	1-0	1-0	2/28/75	12/29/04
	Coll. of Charleston	14-9	8-0	3-2	2-2	12/6/74	11/23/11
	Columbia College	2-0	0-0	2-0	0-0	1/24/77	1978-79
	Connecticut	0-2	0-1	0-1	0-0	12/17/07	12/28/08
	Cornell	1-0	0-0	0-0	1-0	12/30/96	12/30/96
	Davidson	2-0	1-0	0-0	0-0	2/6/75	11/24/08
	DePaul	3-2	2-1	0-1	1-0	1/13/82	11/24/12
	Detroit	1-0	0-0	1-0	0-0	12/3/82	12/3/82

	Opponent	Overall	Home	Away	Neut.	First Mtg	Last Mtg
12-13 Review	Dist. of Columbia	1-0	1-0	0-0	0-0	2/23/81	2/23/81
	Drake	3-0	0-0	0-0	3-0	3/17/79	2/23/02
	Drexel	2-0	1-0	1-0	0-0	12/28/11	11/28/12
	Duke	1-1	0-0	1-0	0-1	11/25/01	3/1/25/02
	Duquesne	1-1	1-0	0-1	0-0	12/10/00	11/30/01
	East Carolina	14-1	6-0	5-0	3-0	2/15/75	1/19/98
	East Tennessee St.	10-1	7-0	2-1	1-0	1/19/80	11/12/06
	Eastern Michigan	1-0	0-0	0-0	1-0	3/17/12	3/17/12
	Elon	1-2	1-1	0-0	0-0	2/5/75	11/9/12
	Erskine	1-0	0-0	0-0	1-0	3/3/77	3/3/77
History	Fairleigh Dickinson	1-0	0-0	0-0	1-0	12/31/94	12/31/94
	Federal City	1-0	0-0	0-0	0-0	1/17/76	1/17/76
	Florida	12-20	5-10	7-8	0-2	12/1/79	3/3/13
	Florida A&M	6-0	5-0	1-0	0-0	2/4/81	12/14/04
	Florida Atlantic	1-0	1-0	0-0	0-0	12/15/99	12/15/99
	Florida Gulf Coast	1-0	0-0	0-0	1-0	11/23/12	11/23/12
	Florida International	2-0	0-0	2-0	0-0	2/27/83	11/25/07
	Florida State	16-2	7-1	8-0	1-1	2/12/78	3/6/91
	Fordham	1-0	1-0	0-0	0-0	12/3/06	12/3/06
	Francis Marion	11-6	3-1	2-2	1-1	12/7/74	2/20/84
The University	Furman	12-1	9-0	3-1	0-0	1/31/76	12/9/12
	George Mason	2-0	1-0	1-0	0-0	1/20/99	1/2/00
	Georgia	7-33	3-14	2-15	2-4	2/13/76	1/13/13
	Georgia Southern	17-2	11-2	6-0	0-0	12/3/77	11/29/05
	Georgia State	7-0	3-0	2-0	2-0	12/17/77	12/29/93
	Hampton	1-0	0-0	0-0	1-0	11/22/12	11/22/12
	Hartford	1-0	1-0	0-0	0-0	3/18/07	3/18/07
	Harvard	1-0	1-0	0-0	0-0	12/19/97	12/19/97
	Hawaii	3-0	0-0	3-0	0-0	12/3/81	11/25/90
	High Point	4-1	4-0	0-0	0-1	12/22/78	12/2/09
Records	Hofstra	0-1	0-1	0-0	0-0	3/21/07	3/21/07
	Holy Cross	1-1	0-0	0-0	1-1	11/27/88	12/28/92
	Illinois	2-1	1-0	1-0	0-1	11/23/07	11/11/11
	Indiana	3-1	1-1	2-0	0-0	12/29/83	11/22/00
	Iowa	1-0	0-0	0-0	1-0	12/29/89	12/29/89
	Jackson State	1-0	1-0	0-0	0-0	12/7/07	12/7/07
	Jacksonville	2-0	2-0	0-0	0-0	11/27/04	12/30/08
	James Madison	0-2	0-0	0-0	0-2	3/7/75	2/11/77
	Kansas	0-1	0-0	0-0	0-1	3/25/13	3/25/13
	Kansas State	1-1	0-0	1-0	0-1	12/20/80	11/29/81
The University	Kentucky	19-31	14-9	5-19	0-3	1/10/79	2/14/13
	Lander	2-0	0-0	0-0	0-0	12/11/74	1/20/75
	Liberty	1-0	1-0	0-0	0-0	3/16/02	3/16/02
	Longwood	1-0	1-0	0-0	0-0	2/21/06	2/21/06
	Louisiana Tech	2-3	0-1	1-2	1-0	3/23/80	11/12/12
	La.-Lafayette	3-1	3-1	0-0	0-0	11/18/01	11/25/06
	Louisville	16-4	8-2	7-1	1-1	1/17/80	11/29/91
	Loyola (Md.)	0-1	0-0	0-0	0-1	12/29/96	12/29/96
	LSU	5-22	3-10	1-12	1-0	1/4/92	1/17/12
	Maine	1-0	0-0	1-0	0-0	11/30/91	11/30/91
The University	Marist	1-0	0-0	0-0	1-0	12/18/95	12/18/95
	Marshall	3-1	2-0	1-1	0-0	1/8/83	3/7/88
	Maryland	0-1	0-0	0-0	0-1	12/29/97	12/29/97
	Memphis	16-5	10-1	4-3	2-1	3/10/78	1/25/93
	Mercer	6-2	3-1	2-0	1-0	1/11/75	11/24/06
	Miami (Fla.)	2-0	0-0	1-0	1-0	2/28/83	11/28/93
	Michigan	3-0	1-0	1-0	1-0	2/8/80	12/1/95
	Middle Tennessee St.	1-2	1-1	0-1	0-0	3/12/86	12/18/04
	Minnesota	3-1	2-0	1-1	0-0	11/27/94	12/13/05
	Mississippi	16-17	9-5	5-8	2-4	11/25/78	2/17/13
The University	Mississippi State	13-16	9-5	4-9	0-2	12/29/84	2/24/13
	Missouri	1-1	0-0	0-1	1-0	11/24/01	2/28/13
	Montana State	1-0	0-0	0-0	1-0	11/24/00	11/24/00



This season marks the 58th meeting between South Carolina and archrival Clemson and is also the 10th anniversary of the game that opened Colonial Life Arena. The two teams squared off in front of a Gamecock women's basketball record crowd of 17,712. South Carolina came out on top 72-58 then and has won the last two meetings.



SERIES RECORDS VS. OPPONENTS

Opponent	Overall	Home	Away	Neut.	First Mtg	Last Mtg	Opponent	Overall	Home	Away	Neut.	First Mtg	Last Mtg
Montclair State	1-0	0-0	1-0	0-0	1/7/80	1/7/80	St. Augustine's	1-0	0-0	0-0	0-0	2/1/75	2/1/75
Morehead State	1-0	0-0	0-0	1-0	3/8/79	3/8/70	St. Peter's	0-1	0-0	0-1	0-0	12/29/92	12/29/92
Nebraska	0-1	0-0	0-0	0-1	12/4/92	12/4/92	Stanford	0-5	0-2	0-2	0-1	1/8/07	12/12/12
Nevada	1-1	0-0	0-1	1-0	11/29/97	12/3/99	Stephen F. Austin	1-0	1-0	0-0	0-0	3/17/80	3/17/80
New Hampshire	1-0	0-0	0-0	1-0	12/30/97	12/30/97	Stetson	4-0	2-0	2-0	0-0	2/19/82	12/2/03
New Mexico	1-0	0-0	1-0	0-0	12/6/03	12/6/03	Syracuse	1-1	1-0	0-1	0-0	12/2/00	12/2/01
New Orleans	1-2	1-1	0-1	0-0	2/10/83	1/22/87	Temple	2-0	1-0	1-0	0-0	12/4/01	12/17/02
North Carolina	7-9	2-1	2-2	3-5	1/24/76	12/18/11	Tennessee	2-44	1-19	1-20	0-4	1/15/79	1/3/13
North Carolina A&T	2-0	2-0	0-0	0-0	11/17/06	3/21/08	Tennessee Tech	4-2	4-1	0-1	0-0	1978-79	3/15/89
North Carolina St.	11-19	6-6	4-9	1-4	12/20/77	12/4/11	Texas	0-2	0-0	0-1	0-1	3/20/88	11/25/05
North Greenville	1-1	1-0	0-1	0-0	12/11/76	2/2/77	Texas A&M	0-2	0-1	0-0	0-1	2/10/13	3/8/13
Northern Illinois	3-0	1-0	2-0	0-0	12/29/85	12/3/89	Texas Tech	1-0	0-0	0-0	1-0	11/23/90	11/23/90
Northwestern	2-1	0-0	2-0	0-1	3/16/80	11/25/95	Texas-Pan American	1-0	0-0	0-0	1-0	12/29/98	12/29/98
Notre Dame	2-1	1-0	1-0	0-1	1/31/81	11/27/09	Tulane	12-0	3-0	4-0	5-0	1/23/84	12/1/95
Ohio	4-0	2-0	1-0	1-0	12/8/95	11/28/09	UAB	3-0	1-0	2-0	0-0	2/19/83	12/20/91
Ohio State	1-2	1-0	0-2	0-0	1/9/79	1/8/81	UC Davis	0-1	0-0	0-1	0-0	11/28/10	11/28/10
Oklahoma	0-3	0-1	0-1	0-1	12/7/06	11/26/09	UCLA	0-1	0-1	0-0	0-0	1/5/81	1/5/81
Old Dominion	6-9	5-2	1-6	0-1	2/10/77	11/27/93	UNC Asheville	3-0	3-0	0-0	0-0	2/24/86	1/3/08
Oregon	2-0	0-0	0-0	2-0	3/16/79	11/28/02	UNC Greensboro	2-1	0-0	0-0	0-0	1/24/75	2/14/75
Penn State	4-6	2-2	2-4	0-0	2/9/80	11/20/11	UNC Wilmington	4-0	2-0	1-0	1-0	11/25/98	11/29/08
Pepperdine	1-0	0-0	0-0	1-0	11/30/96	11/30/96	UNLV	1-2	0-0	0-1	1-1	11/25/85	11/15/04
Pfeiffer	0-1	0-0	0-0	0-1	12/21/78	12/21/78	USC-Aiken	1-0	0-0	1-0	0-0	2/24/79	2/24/79
Pittsburgh	2-0	1-0	1-0	0-0	12/19/81	1/21/84	USC-Upstate	1-0	1-0	0-0	0-0	12/16/08	12/16/08
Presbyterian	2-0	2-0	0-0	0-0	12/28/10	11/27/11	UTEP	1-0	0-0	0-0	1-0	11/28/97	11/28/97
Purdue	1-2	0-0	1-0	0-2	11/26/00	3/19/12	Valdosta State	1-1	0-1	1-0	0-0	2/12/79	1/21/80
Queens College	1-0	0-0	0-0	0-1	1/27/79	1/27/79	Valparaiso	1-0	0-0	0-0	1-0	11/26/94	11/26/94
Rhode Island	1-0	0-0	0-0	1-0	11/26/88	11/26/88	Vanderbilt	9-21	6-8	3-11	0-2	3/13/91	1/10/13
Rice	1-1	1-0	0-1	0-0	2/13/95	11/10/00	Virginia	2-3	1-1	1-2	0-0	2/28/81	11/15/07
Richmond	0-1	0-0	0-1	0-0	12/29/91	12/29/91	Va. Commonwealth	2-1	1-1	1-0	0-0	1/10/91	12/16/97
Rutgers	1-1	1-0	0-1	0-0	1/6/82	1/4/83	Virginia Tech	15-6	9-1	6-4	0-1	12/8/79	2/16/91
Saint Francis (Pa.)	1-0	1-0	0-0	0-0	11/9/07	11/9/07	Voorhees	5-0	1-0	1-0	0-0	2/27/75	2/28/77
Saint Joseph's (Pa.)	2-0	0-0	1-0	1-0	1/26/79	1/2/82	Wake Forest	2-1	1-0	1-1	0-0	11/24/95	12/17/09
Samford	1-0	1-0	0-0	0-0	12/28/06	12/28/06	Washington	0-2	0-0	0-1	0-1	3/22/90	11/22/04
San Diego State	1-0	0-0	0-0	1-0	11/25/09	11/25/09	Western Carolina	5-0	4-0	1-0	0-0	12/17/83	12/29/12
San Francisco	0-1	0-0	0-0	0-1	12/19/80	12/19/80	Western Kentucky	1-0	0-0	0-0	1-0	2/27/88	2/27/88
Savannah State	5-0	5-0	0-0	0-0	12/19/05	11/15/12	Wheeling College	1-0	1-0	0-0	0-0	1/13/79	1/13/79
Seton Hall	1-2	0-1	1-1	0-0	12/30/03	12/2/12	William Penn	1-0	0-0	0-0	1-0	11/28/81	11/28/81
Siena College	1-0	0-0	0-0	1-0	12/1/96	12/1/96	Winthrop	6-5	5-0	0-2	0-0	2/19/75	1/1/07
SMU	2-1	1-0	1-0	0-1	12/8/80	12/28/84	Wis.-Milwaukee	1-0	0-0	0-0	1-0	12/28/98	12/28/98
South Carolina St.	24-9	18-2	4-3	0-0	1/16/75	12/21/12	Wofford	6-0	4-0	2-0	0-0	2/19/96	12/4/02
South Dakota St.	1-0	0-0	0-0	1-0	3/23/13	3/23/13	Wright State	1-0	0-0	0-0	1-0	12/2/89	12/2/89
Southern California	1-0	0-0	1-0	0-0	3/12/80	3/12/80	Xavier	1-2	0-1	1-1	0-0	3/17/06	11/30/11
Southern Miss	11-8	6-1	2-5	3-2	1/25/84	3/5/91	Yale	1-0	0-0	0-0	1-0	12/5/92	12/5/92
Southern Utah	1-0	0-0	0-0	1-0	12/5/03	12/5/03							

Introduction

Staff

Players


12-13 Review

Records


History



The University



SERIES RECORDS VS. CONFERENCES



Introduction

America East	3-0
School	Record
Hartford	1-0
Maine	1-0
New Hampshire	1-0

Big Sky	2-0
School	Record
Montana State	1-0
Southern Utah	1-0

Ivy League	4-0
School	Record
Brown	1-0
Cornell	1-0
Harvard	1-0
Yale	1-0

Patriot League	1-3
School	Record
Boston University	0-1
Holy Cross	1-1
Loyola (Md.)	0-1

Staff

American Athletic	56-14
School	Record
Cincinnati	19-1
Connecticut	0-2
Louisville	16-4
Memphis	16-5
Rutgers	1-1
SMU	2-1
Temple	2-0

Big South	33-6
School	Record
Campbell	3-0
Charleston Southern	6-0
Coastal Carolina	7-0
High Point	4-1
Liberty	1-0
Longwood	1-0
Presbyterian	2-0
UNC Asheville	3-0
Winthrop	6-5

Metro Atlantic Athletic	2-1
School	Record
Marist	1-0
Seina College	1-0
St. Peter's	0-1

Southeastern	128-260
School	Record
Alabama	18-15
Arkansas	10-17
Auburn	16-21
Florida	12-20
Georgia	7-33
Kentucky	19-31
LSU	5-22
Mississippi	16-17
Mississippi State	13-16
Missouri	1-1
Tennessee	2-44
Texas A&M	0-2
Vanderbilt	9-21

Players

Atlantic 10	9-3
School	Record
Duquesne	1-1
Fordham	1-0
George Mason	2-0
Rhode Island	1-0
Richmond	0-1
Saint Joseph's	2-0
Virginia Commonwealth	2-1

Big Ten	20-15
School	Record
Illinois	2-1
Indiana	3-1
Iowa	1-0
Michigan	3-0
Minnesota	3-1
Nebraska	0-1
Northwestern	2-1
Ohio State	1-2
Penn State	4-6
Purdue	1-2

Mid-American	11-0
School	Record
Akron	1-0
Bowling Green	1-0
Buffalo	1-0
Eastern Michigan	1-0
Northern Illinois	3-0
Ohio	4-0

Southern	58-10
School	Record
Appalachian State	11-4
Chattanooga	1-0
Davidson	2-0
Elon	1-2
Furman	12-1
Georgia Southern	17-2
Samford	1-0
UNC Greensboro	2-1
Western Carolina	5-0
Wofford	6-0

12-13 Review

Atlantic Coast	87-77
School	Record
Boston College	1-0
Clemson	25-33
Duke	1-1
Florida State	16-2
Maryland	0-1
Miami (Fla.)	2-0
North Carolina	7-9
North Carolina State	11-19
Notre Dame	2-1
Pittsburgh	2-0
Syracuse	1-1
Virginia	2-3
Virginia Tech	15-6
Wake Forest	2-1

Big West	3-1
School	Record
Hawaii	3-0
UC Davis	0-1

Colonial Athletic	22-13
School	Record
College of Charleston	14-9
Drexel	2-0
Hofstra	0-1
James Madison	0-2
UNC Wilmington	4-0

Mid-Eastern Athletic	38-9
School	Record
Bethune-Cookman	1-0
Florida A&M	6-0
Hampton	1-0
North Carolina A&T	2-0
Savannah State	5-0
South Carolina State	23-9

Southland	2-2
School	Record
New Orleans	1-2
Stephen F. Austin	1-0

Records

Atlantic Sun	24-3
School	Record
East Tennessee State	10-1
Florida Gulf Coast	1-0
Jacksonville	2-0
Mercer	6-2
Stetson	4-0
USC Upstate	1-0

Conference USA	75-31
School	Record
Central Florida	2-0
Charlotte	16-6
East Carolina	14-1
Florida Atlantic	1-0
Florida International	2-0
Louisiana Tech	2-3
Marshall	3-1
Middle Tennessee State	1-2
Old Dominion	6-9
Rice	1-1
Southern Miss	11-8
Tulane	12-0
UAB	3-0
UTEP	1-0

Missouri Valley	3-0
School	Record
Drake	3-0

Southwestern Athletic	4-0
School	Record
Alabama A&M	2-0
Alcorn State	1-0
Jackson State	1-0

History

Big 12	2-6
School	Record
Kansas State	1-1
Oklahoma	0-3
Texas	0-2
Texas Tech	1-0

Horizon League	4-0
School	Record
Detroit	1-0
Valparaiso	1-0
Wisconsin-Milwaukee	1-0
Wright State	1-0

Mountain West	4-3
School	Record
Nevada	1-1
New Mexico	1-0
San Diego State	1-0
UNLV	1-2

Summit League	1-0
School	Record
South Dakota State	1-0

The University

Big East	6-6
School	Record
Butler	1-0
DePaul	3-2
Seton Hall	1-2
Xavier	1-2

New Jersey Athletics	1-0
School	Record
Montclair State	1-0

Sun Belt	11-2
School	Record
Arkansas State	0-1
Georgia State	7-0
Louisiana-Lafayette	3-1
Western Kentucky	1-0

Northeast	2-0
School	Record
Fairleigh Dickinson	1-0
Saint Francis (Pa.)	1-0

Ohio Valley	6-2
School	Record
Austin Peay	1-0
Morehead State	1-0
Tennessee Tech	4-2

Pac-12	5-9
School	Record
Arizona State	1-1
California	1-0
Oregon	2-0
Southern California	1-0
Stanford	0-5
UCLA	0-1
Washington	0-2

West Coast	1-1
School	Record
Pepperdine	1-0
San Francisco	0-1

Western Athletic	1-0
School	Record
Texas-Pan American	1-0

SERIES HISTORY VS. OPPONENTS

Akron 1-0

Date	Result	Score	Site
12/01/00	W	77-55	N

Alabama 18-15

Date	Result	Score	Site
2/10/79	W	80-62	H
1/30/80	W	58-47	A
1/20/82	L	55-59	A
3/16/88	W	77-63	H
1/11/92	L	74-80	H
1/9/93	L	67-82	A
1/22/94	L	77-94	H
1/22/95	L	62-85	A
2/22/96	L	75-68	H
2/9/97	L	38-87	A
1/4/98	L	54-64	H
2/27/98	L	72-92	N
2/7/99	L	73-87	A
2/25/99	L	71-82	N
2/17/00	L	69-67	H
1/14/01	W	82-67	A
2/14/02	W	69-54	H
2/9/03	W	48-34	A
1/11/04	L	71-74	A
2/12/04	W	77-51	H
1/20/05	L	62-75	A
2/20/05	W	66-57	H
1/22/06	W	67-48	A
1/14/07	W	95-35	H
1/10/08	L	54-65	A
2/15/09	W	68-57	H
1/10/10	W	80-68	A
1/23/11	W	59-48	H
1/1/12	W	68-42	H
2/19/12	W	69-55	A
3/1/12	W	57-38	N
2/7/13	W	65-53	A
3/7/13	W	77-35	N

Alabama A&M 2-0

Date	Result	Score	Site
12/19/07	W	88-41	H
11/14/11	W	60-53	H

Alaska-Anchorage 1-0

Date	Result	Score	Site
2/26/88	W	78-60	A

Alcorn State 1-0

Date	Result	Score	Site
12/29/02	W	96-52	H

Anderson 3-6

Date	Result	Score	Site
12/2/74	L	60-99	
1/10/75	W	74-73	
1/28/75	W	80-63	
2/7/76	L	53-66	
2/12/76	L	60-69	N
1976	L	76-82	
1/31/77	L	65-78	H
2/24/77	L	54-56	A
2/15/78	W	87-64	H

Appalachian State 11-4

Date	Result	Score	Site
1/17/75	W	55-53	
2/19/77	L	68-89	N
2/10/78	W	81-59	N
11/29/82	W	95-59	H
12/5/83	W	80-60	A
12/16/87	L	66-68	H
12/3/88	W	98-64	A
12/4/93	L	72-78	N
12/30/94	L	64-70	N
2/7/95	W	98-79	H
1/31/96	W	78-77	A
1/15/97	W	76-63	H
11/19/97	W	77-61	A
11/24/03	W	82-66	H
3/16/11	W	67-54	H

Arizona State 1-1

Date	Result	Score	Site
12/20/95	W	83-71	N
12/4/99	L	61-56	N

Arkansas 10-17

Date	Result	Score	Site
2/1/92	L	51-58	A
1/30/93	W	76-51	H
2/12/94	L	77-87	A
2/11/95	L	62-63	H
3/3/95	L	70-80	N
1/21/96	L	58-66	A
1/18/97	L	71-82	H
1/24/98	L	67-86	A
1/24/99	L	80-88	H
1/27/00	L	87-79	A
1/2/01	W	82-67	H
1/13/02	W	91-66	H
1/27/02	L	46-74	A
3/1/02	L	61-79	N
1/12/03	L	58-67	A
2/16/03	W	83-59	H
1/18/04	L	52-66	H
1/23/05	L	49-61	A
1/29/06	W	61-52	H
2/8/07	W	74-69	A
2/3/08	W	59-50	H
2/12/09	L	54-58	A
2/14/10	L	68-72	H
2/6/11	W	64-62 (OT)	A
2/9/12	L	47-68	A
2/26/12	W	53-47	H
1/27/13	W	43-40	A

Arkansas State 0-1

Date	Result	Score	Site
12/29/94	L	72-81	N

Auburn 16-21

Date	Result	Score	Site
1/12/80	W	77-50	A
2/16/81	W	91-69	H
1/11/82	L	50-65	A
2/5/83	L	38-56	A
1/30/84	W	65-64	H
1/9/85	L	50-61	H

11/28/87	L	52-88	N
11/28/89	L	61-78	A
12/29/90	W	83-76	H
3/1/92	L	44-71	A
2/27/93	W	59-47	H
1/05/94	W	64-55	A
1/3/95	L	43-77	H
12/10/95	L	50-56	A
2/19/97	L	51-81	H
1/1/98	L	65-70	A
1/3/99	L	50-62	H
1/9/00	L	73-50	A
2/3/00	L	71-62	H
1/7/01	W	66-49	H
2/1/01	W	71-65	A
2/21/02	L	49-67	A
2/23/03	W	65-64	H
2/15/04	L	58-69	A
2/6/05	L	47-56	H
2/16/06	W	58-46	A
3/2/06	L	48-64	N
2/15/07	W	70-61	H
3/1/07	W	65-63	N
2/17/08	L	72-83	A
1/8/09	L	76-80	H
1/17/10	W	63-49	H
2/4/10	W	61-58	A
1/30/11	L	47-54	A
2/20/11	W	65-49	H
1/19/12	L	49-53	A
2/3/13	W	59-51	H

Austin Peay 1-0

Date	Result	Score	Site
12/30/93	W	90-51	N

Benedict College 2-0

Date	Result	Score	Site
2/23/78	W	74-44	N
12/1/78	W	86-45	A

Berry 2-0

Date	Result	Score	Site
1/13/78	W	90-80	N
2/19/86	W	96-65	A

Bethune-Cookman 1-0

Date	Result	Score	Site
12/21/05	W	87-26	H

Birmingham Southern 1-0

Date	Result	Score	Site
12/20/04	W	66-40	H

Boston College 1-0

Date	Result	Score	Site
11/30/02	W	54-51	N

Boston University 0-1

Date	Result	Score	Site
12/28/09	L	67-68	N

Bowling Green 1-0

Date	Result	Score	Site
3/14/90	W	93-50	H

Brown 1-0

Date	Result	Score	Site
12/29/09	W	73-46	N

Buffalo 1-0

Date	Result	Score	Site
11/17/07	W	66-54	H

Butler 1-0

Date	Result	Score	Site
12/21/10	W	67-54	H

California 1-0

Date	Result	Score	Site
3/15/79	W	62-51	N

Campbell 3-0

Date	Result	Score	Site
1/31/95	W	76-71	H
12/4/95	W	82-59	H
11/23/96	W	65-46	A

Central Florida 2-0

Date	Result	Score	Site
2/17/86	W	90-67	H
11/28/98	W	80-70	H

Charleston Southern 6-0

Date	Result	Score	Site
12/6/91	W	86-26	A
12/7/92	W	75-43	H
2/16/99	W	78-74	H
1/5/00	W	73-38	H
12/4/07	W	72-26	H
12/1/10	W	75-53	H

Charlotte 16-6

Date	Result	Score	Site
2/23/83	L	72-77	A
2/27/84	W	79-63	H
1/18/86	W	76-58	H
12/2/86	L	55-61	A
12/12/87	W	73-63	H
12/8/88	W	89-71	A
1/9/92	L	52-69	H
2/10/93	W	62-52	A
2/23/94	W	74-65	H
2/15/95	L	60-73	A
2/7/96	W	80-68	H
1/22/97	W	60-39	A
2/17/98	W	78-71	H
11/21/98	W	85-71	A
11/19/99	W	67-61	H
12/28/00	W	61-43	A
12/28/01	W	72-53	H
12/14/03	W	84-67	A
11/30/04	L	72-78	H
12/21/08	W	78-76	H
11/16/09	W	70-66 (OT)	A
3/20/11	L	57-69	H

Introduction

Staff

Players

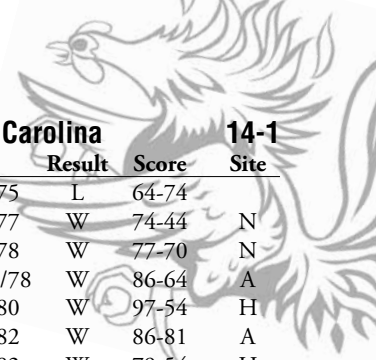
12-13 Review

Records

History

The University

SERIES HISTORY VS. OPPONENTS



Introduction

Chattanooga 1-0

Date	Result	Score	Site
3/23/03	W	68-54	N

Cheyney State 1-1

Date	Result	Score	Site
1/9/80	L	57-60	A
1/21/85	W	73-60	H

Cincinnati 19-1

Date	Result	Score	Site
1/17/84	L	77-80	A
2/12/84	W	112-102	H
1/24/85	W	78-77	A
2/9/85	W	80-65	H
1/25/86	W	67-63	H
2/10/86	W	80-56	A
3/3/86	W	61-48	H
1/9/87	W	86-57	H
2/7/87	W	69-60	A
3/5/87	W	77-46	N
1/11/88	W	71-44	A
2/8/88	W	55-53	H
1/16/89	W	63-61	A
2/13/89	W	58-48	H
3/10/89	W	63-60	N
1/13/90	W	81-41	H
2/10/90	W	64-46	A
1/14/91	W	53-47	H
2/11/91	W	81-58	A
3/18/02	W	75-56	H

Claflin 4-2

Date	Result	Score	Site
12/10/74	W	71-67	
12/7/76	L	81-61	A
1/18/77	L	81-88	H
12/5/77	W	81-61	A
1/24/78	W	103-51	H
2/14/79	W	100-63	H

Clemson 25-33

Date	Result	Score	Site
1/10/76	L	61-66	
2/23/76	L	62-73	
1/22/77	L	60-92	H
2/23/77	L	74-80	A
12/10/77	W	69-66	H
1/7/78	L	66-69	A
1/14/78	L	66-79	A
12/6/78	W	77-60	H
2/3/79	L	63-70	A
3/3/79	W	75-74	N
12/5/79	L	73-75	A
2/2/80	W	88-72	H
3/1/80	W	89-55	N
12/6/80	[W] L	86-67	H
2/7/81	L	70-78	A
3/10/81	W	81-64	A
12/12/81	W	82-74	A
2/6/82	W	99-91	H
12/8/82	W	73-58	H
1/22/83	L	73-89	A
12/3/83	L	77-80	A
2/11/84	L	73-81	H

Staff

Players

12-13 Review

Records

History

The University

12/5/84	L	62-70	H
2/25/85	L	61-83	A
12/7/85	L	61-62	A
2/3/86	W	86-72	H
12/6/86	W	74-65	A
2/11/87	W	57-54	H
1/30/88	L	60-62	H
2/10/88	L	62-72	A
1/26/89	W	64-62	H
1/28/89	L	67-74	A
12/9/89	W	82-64	H
1/8/90	W	74-52	H
12/8/90	L	40-73	H
1/16/91	W	75-62	H
2/12/92	L	69-81	A
2/3/93	W	55-54	H
2/16/94	L	75-90	A
12/8/94	W	79-73	H
2/5/96	L	57-75	A
12/18/96	L	60-66	H
11/25/97	L	59-73	A
12/17/98	L	67-84	H
11/29/99	L	65-46	A
11/29/00	L	43-56	H
11/28/01	L	63-71	A
11/22/02	W	72-58	H
11/21/03	L	99-103 (OT)	A
12/3/04	L	79-87 (OT)	H
1/2/06	W	77-46	A
11/20/06	W	80-48	H
12/22/07	W	64-43	A
11/19/08	L	45-52	H
11/19/09	L	92-94 (2OT)	A
11/18/10	W	73-59	H
11/17/11	W	65-48	A
11/18/12	W	64-43	H

Coastal Carolina 7-0

Date	Result	Score	Site
2/28/75	W	66-47	N
1/5/91	W	86-51	A
2/22/95	W	89-53	H
1/16/96	W	92-39	H
12/19/99	W	67-57	H
12/18/01	W	94-34	H
12/29/04	W	70-50	H

College of Charleston 14-9

Date	Result	Score	Site
12/6/74	W	86-74	
2/12/75	L	55-59	
1/26/76	L	93-116	
1976	L	56-65	
1976	L	70-74	
1/11/77	L	68-94	A
2/26/77	L	61-80	H
12/22/77	L	61-62	N
2/6/78	W	82-69	A
2/11/78	L	63-68	N
2/18/78	W	69-64	H
2/25/78	W	85-81	N
3/4/78	W	84-80	N
12/15/78	W	79-63	H
2/7/79	W	73-51	A
12/7/91	L	63-66	A

12/1/92	W	72-78	H
1/3/94	W	106-72	H
12/20/96	W	74-54	H
11/24/02	W	83-54	H
1/28/04	W	84-61	A
1/13/05	W	67-37	H
11/23/11	W	59-40	H

Columbia College 2-0

Date	Result	Score	Site
1/24/77	W	87-61	A
1978	W	119-70	A

Connecticut 0-2

Date	Result	Score	Site
12/17/07	L	39-97	A
12/28/08	L	48-77	H

Cornell 1-0

Date	Result	Score	Site
12/30/96	W	60-56	N

Davidson 2-0

Date	Result	Score	Site
2/6/75	W	75-48	
11/24/08	W	68-47	H

DePaul 3-2

Date	Result	Score	Site
1/13/82	L	72-80	A
3/2/83	W	79-58	H
12/5/89	L	58-63	H
3/1/89	W	85-56	H
11/24/12	W	55-46	N

Detroit 1-0

Date	Result	Score	Site
12/3/82	W	75-47	A

District of Columbia 1-0

Date	Result	Score	Site
2/23/81	W	97-63	H

Drake 3-0

Date	Result	Score	Site
3/17/79	W	74-71	N
11/27/87	W	78-49	N
3/23/02	W	79-65	N

Drexel 2-0

Date	Result	Score	Site
12/28/11	W	62-58	A
11/28/12	W	58-55 (OT)	H

Duke 1-1

Date	Result	Score	Site
11/25/01	W	87-81 (OT)	A
3/25/02	L	68-77	N

Duquesne 1-1

Date	Result	Score	Site
12/10/00	L	65-67	A
11/30/01	W	75-61	H

East Carolina 14-1

Date	Result	Score	Site
2/15/75	L	64-74	
2/18/77	W	74-44	N
3/11/78	W	77-70	N
12/11/78	W	86-64	A
1/26/80	W	97-54	H
2/27/82	W	86-81	A
3/14/82	W	79-54	H
1/28/84	W	67-51	H
2/25/84	W	64-55	A
12/15/84	W	68-54	H
1/2/85	W	83-61	A
11/28/86	W	61-55	N
1/4/88	W	71-53	H
2/27/89	W	84-59	A
1/19/98	W	67-60	H

East Tennessee State 10-1

Date	Result	Score	Site
1/19/80	W	103-60	H
1/18/82	W	64-63	H
2/14/83	L	59-70	A
12/28/91	W	79-54	N
1/7/92	W	75-65	A
1/27/93	W	86-53	H
1/26/94	W	93-83	A
1/18/95	W	81-67	H
1/8/97	W	75-71	H
12/19/00	W	117-71	H
11/12/06	W	78-53	H

Eastern Michigan 1-0

Date	Result	Score	Site
3/17/12	W	80-48	N

Elon 1-2

Date	Result	Score	Site
2/5/75	L	79-90	
3/6/75	L	77-82	A
11/9/12	W	77-44	H

Erskine 1-0

Date	Result	Score	Site
3/3/77	W	73-71	N

Fairleigh Dickinson 1-0

Date	Result	Score	Site
12/31/94	W	109-86	N

Federal City 1-0

Date	Result	Score	Site
1/17/76	W	86-72	

Florida 12-20

Date	Result	Score	Site
12/1/79	W	93-50	A
1/21/81	W	86-48	H
2/8/92	W	66-50	A
2/6/93	L	53-74	H
2/20/94	L	68-80	A
2/18/95	L	49-69	H
1/14/96	L	51-70	A
3/1/96	L	48-65	N



SERIES HISTORY VS. OPPONENTS

1/12/97	L	62-66	H
1/17/98	L	68-82	A
1/17/99	L	66-78	H
1/23/00	L	76-62	H
1/30/00	L	79-63	A
1/21/01	L	85-97	H
1/28/01	L	53-91	A
2/3/02	W	69-59	A
1/30/03	W	78-64	H
1/22/04	L	56-61	A
1/16/05	L	57-67	H
2/12/06	W	81-63	A
1/25/07	W	79-51	H
1/27/08	L	57-60	H
2/24/08	W	69-65	A
3/6/08	L	57-71	N
1/15/09	L	63-77	H
2/22/09	L	66-82	A
1/24/10	L	56-59	A
1/9/11	L	63-65	H
1/8/12	W	49-44	A
2/12/12	W	62-58	H
1/20/13	W	52-44	A
3/3/13	W	67-56	H

Florida A&M 6-0

Date	Result	Score	Site
2/4/81	W	100-51	H
11/13/98	W	78-51	A
11/22/99	W	73-51	H
12/30/01	W	82-29	H
11/29/03	W	96-66	H
12/14/04	W	88-55	H

Florida Atlantic 1-0

Date	Result	Score	Site
12/15/99	W	98-60	H

Florida Gulf Coast 1-0

Date	Result	Score	Site
11/23/12	W	65-46	N

Florida International 2-0

Date	Result	Score	Site
2/27/83	W	87-73	A
11/25/07	W	82-66	A

Florida State 16-2

Date	Result	Score	Site
2/12/78	W	115-52	N
11/29/79	W	93-68	A
1/29/81	W	69-57	H
1/27/82	W	82-81	A
2/6/84	W	69-62	H
1/19/85	W	70-61	A
1/2/86	W	81-57	H
1/19/87	W	63-56	A
2/16/87	W	64-61	H
1/25/88	W	85-55	A
2/22/88	W	96-86	H
1/23/89	W	99-82	H
2/20/89	W	76-68	A
1/22/90	W	75-72	H
3/1/90	W	75-59	A
1/21/91	L	60-69	H

2/4/91	W	92-91	A
3/6/91	L	53-54	N

Fordham 1-0

Date	Result	Score	Site
12/3/06	W	77-38	H

Francis Marion 11-6

Date	Result	Score	Site
12/7/74	W	86-54	
1/10/75	W	75-51	
1/14/75	W	62-50	
1/22/75	W	70-63	
1/28/76	L	77-78	
2/18/76	L	74-91	
1976	W	79-65	
1/12/77	L	58-74	H
2/21/77	L	85-92	A
3/4/77	L	61-65	N
1/28/78	W	64-57	H
2/13/78	W	75-73	A
2/24/78	W	68-64	N
1/17/79	W	69-58	H
2/5/79	W	69-62	A
2/7/83	W	95-89	H
2/20/84	L	72-73	A

Furman 12-1

Date	Result	Score	Site
1/31/76	W	79-59	A
1/29/77	W	111-68	H
3/2/87	W	81-63	H
2/18/88	W	83-64	A
1/22/92	W	60-53	H
1/20/93	W	56-49	A
2/2/94	W	77-74	H
1/25/95	L	84-101	A
11/27/95	W	92-54	H
11/23/97	W	84-57	H
11/16/01	W	94-74	H
12/11/11	W	72-33	H
12/9/12	W	69-35	H

George Mason 2-0

Date	Result	Score	Site
1/20/99	W	73-70	A
1/2/00	W	62-48	H

Georgia 7-33

Date	Result	Score	Site
2/13/76	L	60-62	N
2/9/78	W	71-49	N
1/30/82	L	75-82	A
1/22/83	L	72-74	H
1/22/86	L	70-93	A
1/2/87	L	56-69	H
2/3/88	L	60-82	A
1/12/89	L	73-82	H
12/30/89	L	64-76	N
2/15/90	L	57-72	A
12/11/90	L	56-74	H
1/18/92	L	62-63	A
1/16/93	W	77-57	H
1/29/94	L	76-80	A
1/29/95	L	58-80	H

2/11/96	L	79-61	A
2/01/97	L	35-78	H
2/4/98	L	61-80	A
2/3/99	L	58-62	H
2/10/00	L	61-84	A
2/8/01	L	55-92	H
1/10/02	W	71-64	A
2/7/02	W	64-59	H
1/19/03	L	59-67	H
2/13/03	L	91-97 (OT)	A
2/22/04	L	50-73	H
3/4/04	L	42-73	N
2/10/05	L	51-67	A
1/26/06	L	65-74	H
2/11/07	L	57-81	A
2/28/08	L	41-55	H
1/11/09	L	63-69	A
2/7/10	W	52-42	A
2/25/10	L	49-65	H
1/2/11	L	51-61	A
1/27/11	W	57-48	H
3/4/11	L	34-66	N
2/16/12	L	59-61	H
3/2/12	W	59-55	N
1/13/13	L	40-42	A

Georgia Southern 17-2

Date	Result	Score	Site
12/3/77	W	74-59	A
1/25/78	W	87-65	H
12/9/78	W	113-51	H
11/28/79	W	72-69	A
12/3/80	[W] L	91-51	H
2/1/82	W	84-64	H
2/1/84	W	83-61	H
2/4/85	W	81-61	A
11/29/86	W	68-51	A
12/8/86	W	64-60	H
12/19/87	W	76-72	A
12/12/88	W	89-68	H
12/1/90	W	82-52	H
2/4/92	W	67-24	H
12/6/93	W	89-86	H
1/10/95	W	79-74	A
12/18/99	W	80-59	H
12/3/02	W	75-54	H
11/29/05	L	66-73	H

Georgia State 7-0

Date	Result	Score	Site
12/17/77	W	96-69	H
2/4/78	W	60-45	A
2/17/82	W	77-47	H
1/29/83	W	85-68	A
2/28/87	W	96-66	H
12/19/91	W	57-56	N
12/29/93	W	79-47	N

Hampton 1-0

Date	Result	Score	Site
11/22/12	W	45-34	N

Hartford 1-0

Date	Result	Score	Site
3/18/07	W	81-40	H

Harvard 1-0

Date	Result	Score	Site
12/19/97	W	72-69	H

Hawaii 3-0

Date	Result	Score	Site
12/3/81	W	89-52	A
12/4/81	W	74-46	A
11/25/90	W	81-61	A

High Point 4-1

Date	Result	Score	Site
12/22/78	L	68-69	N
11/18/05	W	71-35	H
12/20/06	W	87-49	H
12/5/08	W	81-61	H
12/2/09	W	70-52	H

Hofstra 0-1

Date	Result	Score	Site
3/21/07	L	59-64	H

Holy Cross 1-1

Date	Result	Score	Site
11/27/88	W	80-75	N
12/28/92	L	66-74	N

Illinois 2-1

Date	Result	Score	Site
11/23/07	L	58-91	N
11/15/10	W	61-48	H
11/11/11	W	71-52	A

Indiana 3-1

Date	Result	Score	Site
12/29/83	W	83-76	H
11/30/84	W	74-67	A
11/24/99	W	95-79	A
11/22/00	L	58-69	H

Iowa 1-0

Date	Result	Score	Site
12/29/89	W	82-76	N

Jackson State 1-0

Date	Result	Score	Site
12/7/07	W	82-49	H

Jacksonville 2-0

Date	Result	Score	Site
11/27/04	W	79-54	H
12/30/08	W	58-50	H

James Madison 0-2

Date	Result	Score	Site
3/7/75	L	61-71	N
2/11/77	L	54-73	N

Kansas 0-1

Date	Result	Score	Site
3/25/13	L	69-75	N

Introduction

Staff

Players


12-13 Review

Records

History

The University

SERIES HISTORY VS. OPPONENTS



Introduction

Kansas State				1-1
Date	Result	Score	Site	
12/20/80	[W] L	82-62	N	
11/29/81	W	81-65	A	

Staff

Kentucky				19-31
Date	Result	Score	Site	
1/10/79	W	66-41	A	
1/3/80	W	84-61	H	
1/24/81	L	65-70	A	
3/14/81	L	69-87	N	
2/13/82	W	91-81	H	
3/19/82	L	69-73	N	
2/2/83	L	77-89	A	
12/10/83	L	69-77	H	
12/1/84	L	62-75	A	
12/3/91	L	63-75	H	
12/9/92	L	55-76	A	
1/8/94	L	63-82	H	
3/4/94	L	80-83	N	
1/7/95	L	67-85	A	
1/24/96	W	66-53	A	
2/24/96	W	76-65	H	
1/29/97	W	68-59	H	
2/22/97	L	52-76	A	
2/8/98	L	73-87	A	
2/21/98	W	67-65	H	
2/11/99	L	76-78	H	
2/21/99	L	65-93	A	
2/13/00	L	73-71	A	
2/20/00	W	64-51	H	
2/11/01	W	70-62	H	
2/18/01	L	59-61	A	
1/20/02	W	78-49	H	
2/10/02	W	74-73	A	
2/2/03	W	49-46	A	
2/27/03	W	97-51	H	
1/25/04	L	61-75	H	
2/26/04	L	54-71	A	
1/30/05	L	50-66	A	
2/24/05	W	60-47	H	
1/8/06	L	60-72	A	
2/9/06	L	71-75	H	
1/4/07	L	55-59	A	
1/28/07	W	66-56	H	
1/24/08	L	62-66	H	
3/2/08	W	65-57	A	
2/5/09	L	47-61	A	
3/1/09	L	53-70	H	
1/14/10	W	79-71	H	
2/21/10	L	50-71	A	
1/13/11	L	48-66	A	
2/10/11	W	66-61	H	
1/15/12	L	58-66	H	
2/23/12	L	50-53	A	
1/24/13	W	55-50	H	
2/14/13	L	74-78	A	

Players

Liberty				1-0
Date	Result	Score	Site	
3/16/02	W	69-61	H	

12-13 Review

Longwood				1-0
Date	Result	Score	Site	
2/21/06	W	99-48	H	

Records

Louisiana Tech				2-3
Date	Result	Score	Site	
3/23/80	W	77-69	N	
12/9/80	[L] L	70-97	A	
1/08/82	L	58-71	H	
1/15/83	L	54-94	A	
11/12/12	W	82-58	A	

History

Louisiana-Lafayette				3-1
Date	Result	Score	Site	
11/18/01	W	72-61	H	
12/18/02	W	60-41	H	
12/18/03	W	72-59	H	
11/25/06	L	68-83	H	

The University

Louisville				16-4
Date	Result	Score	Site	
1/17/80	W	98-43	H	
1/27/80	W	80-62	A	
2/4/84	L	63-66	H	
2/22/84	L	74-79	A	
1/25/85	W	73-72	A	
2/7/85	W	90-73	H	
1/27/86	W	83-77	H	
2/8/86	W	80-67	A	
1/12/87	L	68-69	H	
2/9/87	W	52-51	A	
1/13/88	W	57-55	A	
2/6/88	W	55-45	H	
1/14/89	W	81-74	A	
2/18/89	W	89-59	H	
1/15/90	W	65-52	H	
2/12/90	W	74-64	A	
3/9/90	W	80-60	N	
1/12/91	W	75-67	H	
2/9/91	W	66-62	H	
11/29/91	L	47-74	N	

Lander				2-0
Date	Result	Score	Site	
12/11/74	W	80-61		
1/20/75	W	94-38		

Loyola (Md.)				0-1
Date	Result	Score	Site	
12/29/96	L	65-86	N	

LSU				5-22
Date	Result	Score	Site	
1/4/92	L	57-62	A	
1/2/93	W	66-56	H	
1/15/94	W	90-82	A	
1/14/95	L	78-90	H	
2/17/96	L	62-78	H	
2/15/97	L	66-73	A	
12/4/97	L	56-75	A	
2/14/98	L	67-86	H	
2/26/98	W	76-61	N	
12/1/98	L	73-88	H	
2/14/99	L	63-80	A	
2/27/00	L	70-55	A	

Maine				1-0
Date	Result	Score	Site	
11/30/91	W	56-53	A	

Marist				1-0
Date	Result	Score	Site	
12/18/95	W	95-40	N	

Marshall				3-1
Date	Result	Score	Site	
1/8/83	W	87-62	H	
1/15/84	L	80-89	A	
1/7/87	W	66-57	H	
3/7/88	W	70-58	A	

Maryland				0-1
Date	Result	Score	Site	
12/29/97	L	60-74	N	

Memphis				16-5
Date	Result	Score	Site	
3/10/78	W	82-80	N	
2/19/81	W	76-73	A	
2/10/82	W	92-67	H	
1/10/83	L	67-79	A	
2/14/84	W	75-59	H	
3/6/84	L	60-64	N	
1/30/85	L	54-57	A	
1/4/86	W	69-62	H	
1/24/87	W	78-68	A	
2/14/87	L	66-70	H	
1/18/88	W	80-62	H	
2/15/88	L	69-84	A	
3/12/88	W	81-70	N	
1/7/89	W	97-72	H	
2/4/89	W	81-53	A	
1/27/90	W	79-65	H	
2/17/90	W	90-55	H	
1/3/91	W	80-69	H	
2/18/91	W	96-49	H	
2/26/92	W	61-50	H	
1/25/93	W	73-68	A	

Miami (Fl.)				2-0
Date	Result	Score	Site	
2/28/83	W	66-56	A	
11/28/93	W	71-68	N	

Michigan				3-0
Date	Result	Score	Site	
2/8/80	W	84-50	N	
12/01/94	W	82-78	H	
12/01/95	W	78-69	A	

Middle Tennessee State				1-2
Date	Result	Score	Site	
3/5/86	L	77-78	H	
12/16/02	W	65-50	H	
12/18/04	L	56-69	A	

Minnesota				3-1
Date	Result	Score	Site	
11/27/94	W	78-75	A	
11/29/95	W	73-35	H	
1/3/04	L	53-63	A	
12/13/05	W	79-61	H	

Mississippi				16-17
Date	Result	Score	Site	
11/25/78	L	76-84	H	
12/12/79	W	68-52	A	
2/14/81	W	87-70	H	
1/25/92	L	67-69	H	
1/23/93	L	57-81	A	
3/5/93	L	57-59	N	
1/11/94	L	53-78	H	
2/4/95	L	58-91	A	
1/28/96	W	69-66	H	
1/25/97	L	55-67	A	
1/31/98	W	79-72	H	
1/31/99	L	56-68	A	
2/6/00	W	75-58	H	
2/4/01	L	53-69	A	
3/1/01	L	68-75	N	
2/4/02	W	82-58	H	
3/2/03	W	91-68	A	
3/6/03	W	79-64	N	
2/5/04	L	65-71	H	
2/27/05	L	51-57	A	
3/3/05	L	50-53	N	
2/19/06	W	77-66	H	
1/18/07	L	57-76	A	
1/20/08	L	61-74	A	
2/10/08	W	71-62	H	
1/22/09	W	76-67	A	
2/8/09	L	65-66	H	
1/28/10	W	64-50	H	
3/4/10	L	63-64	N	
1/16/11	W (OT)	63-58	A	
3/3/11	W	62-50	N	
1/26/12	W	61-43	H	
2/17/13	W	62-47	A	

Mercer				6-2
Date	Result	Score	Site	
1/11/75	L	63-81		
12/15/77	W	74-64	A	
12/21/77	W	76-51	N	

SERIES HISTORY VS. OPPONENTS

Mississippi State 13-16

Date	Result	Score	Site
12/29/84	W	84-60	H
1/15/86	L	51-57	A
2/22/92	L	42-58	A
1/7/93	W	72-61	H
12/8/93	L	83-97	A
12/6/94	W	63-56	H
1/3/96	L	61-62	A
1/2/97	L	71-81	H
1/11/98	L	62-70	A
1/10/99	L	66-69	H
1/17/00	L	86-73	A
2/15/01	W	76-59	H
1/6/02	W	79-64	A
1/9/03	W	83-79	H
3/7/03	L	75-79	N
2/19/04	L	62-72	A
1/6/05	L	48-55	H
2/5/06	W	51-46	A
2/23/06	W	75-47	H
1/21/07	L	73-87	A
2/25/07	W	72-66 (OT)	H
2/21/08	L	54-48	H
2/26/09	L	41-58	A
3/5/09	L	39-49	N
2/11/10	L	53-55	H
2/13/11	W	60-53	A
1/29/12	W	69-43	H
1/6/13	W	60-46	A
2/24/13	W	58-43	H

Missouri 1-1

Date	Result	Score	Site
11/24/01	W	72-60	N
2/28/13	L	58-65	A

Montana State 1-0

Date	Result	Score	Site
11/24/00	W	63-52	N

Montclair State 1-0

Date	Result	Score	Site
1/7/80	W	77-64	A

Morehead State 1-0

Date	Result	Score	Site
3/8/79	W	70-64	N

Nebraska 0-1

Date	Result	Score	Site
12/4/92	L	51-63	N

Nevada 1-1

Date	Result	Score	Site
11/29/97	L	63-72	A
12/3/99	W	63-58	N

New Hampshire 1-0

Date	Result	Score	Site
12/30/97	W	75-70	N

New Mexico 1-0

Date	Result	Score	Site
12/6/03	W	69-52	A

New Orleans 1-2

Date	Result	Score	Site
2/10/83	W	77-67	H
1/8/86	L	73-79	A
1/22/87	L	53-54	H

North Carolina 7-9

Date	Result	Score	Site
1/24/76	L	65-75	
1/20/79	W	69-60	A
2/16/80	W	94-62	H
3/9/81	W	83-77	A
12/14/85	L	71-72	A
1/28/87	L	46-67	H
12/12/87	L	73-77	A
1/4/89	W	98-71	H
1/6/91	W	76-69	N
12/21/00	L	68-74	N
12/20/01	W	85-53	N
12/20/02	L	69-78	N
12/20/03	L	53-77	N
12/20/09	L	85-93	N
12/19/10	L	51-75	N
12/18/11	W	79-48	N

North Carolina A&T 2-0

Date	Result	Score	Site
11/17/06	W	117-63	H
3/21/08	W	102-74	H

North Carolina State 11-19

Date	Result	Score	Site
12/20/77	L	73-75	N
1/21/78	L	65-83	A
3/9/78	L	52-77	N
1/4/79	L	60-68	A
2/17/79	W	79-66	H
3/10/79	L	64-67	N
1/14/80	W	78-67	A
2/26/80	W	76-62	H
3/08/80	W	68-55	H
1/6/81	[W] L	78-57	H
3/6/82	W	71-70	A
12/11/82	W	81-76	H
12/7/83	L	74-80	A
12/2/85	L	55-66	H
12/4/86	L	42-63	A
1/2/88	L	68-71	H
2/15/89	W	67-62	A
1/31/90	L	65-90	H
11/24/90	L	58-62	N
1/31/91	L	59-72	A
12/3/94	W	84-71	N
12/30/99	L	69-55	A
12/4/00	L	48-55	H
12/16/04	L	48-75	H
11/29/06	L	41-53	A
3/24/08	L	69-72	A
1/14/09	W	56-55	A
12/13/09	W	74-71	H

12/12/10	W	77-63	H
12/4/11	L	53-55	A

North Greenville 1-1

Date	Result	Score	Site
12/11/76	L	64-71	A
2/2/77	W	77-70	H

Northern Illinois 3-0

Date	Result	Score	Site
12/29/85	W	86-66	H
12/3/87	W	83-71	A
12/3/89	W	87-84	A

Northwestern 2-1

Date	Result	Score	Site
3/15/80	W	64-61	A
3/17/90	W	76-67	A
11/25/95	L	78-82	N

Notre Dame 2-1

Date	Result	Score	Site
1/31/81	W	124-48	A
2/20/82	W	76-54	H
11/27/09	L	55-78	N

Ohio 4-0

Date	Result	Score	Site
12/8/95	W	73-59	H
12/6/96	W	66-62	A
12/15/05	W	77-49	H
11/28/08	W	43-34	N

Ohio State 1-2

Date	Result	Score	Site
1/9/79	L	52-56	A
2/18/80	W	75-47	H
1/8/81	[L] L	62-69	A

Oklahoma 0-3

Date	Result	Score	Site
12/7/06	L	51-78	H
12/30/07	L	63-95	A
11/26/09	L	67-75	N

Old Dominion 6-9

Date	Result	Score	Site
2/10/77	L	44-63	N
2/19/79	W	73-49	H
2/13/80	L	56-81	A
2/12/81	W	74-64	H
3/13/81	L	71-73	A
2/25/82	L	63-84	A
3/5/83	L	60-72	H
1/16/85	L	72-79	A
2/12/86	W	65-57	H
1/14/87	L	51-77	A
1/19/89	L	66-67	H
1/20/90	W	75-54	H
1/30/92	W	64-51	H
1/12/93	W	67-65	A
11/27/93	L	69-79	A

Oregon 2-0

Date	Result	Score	Site
3/16/79	W	84-63	N
11/28/02	W	67-40	N

Penn State 4-6

Date	Result	Score	Site
2/9/80	W	71-70	A
2/15/82	W	77-76	A
1/18/83	W	66-63	H
3/25/03	L	67-77	A
11/14/06	L	57-68	A
11/20/07	L	63-70	H
11/16/08	L	42-56	A
11/22/09	W	63-56	H
11/21/10	L	48-78	A
11/20/11	L	50-55	H

Pepperdine 1-0

Date	Result	Score	Site
11/30/96	W	76-72	N

Pfeiffer 0-1

Date	Result	Score	Site
12/21/78	L	81-84	N

Pittsburgh 2-0

Date	Result	Score	Site
12/19/81	W	73-60	A
1/21/84	W	78-68	H

Presbyterian 2-0

Date	Result	Score	Site
12/28/10	W	68-40	H
11/27/11	W	52-24	H

Purdue 1-2

Date	Result	Score	Site
11/26/00	L	53-68	N
11/26/05	L	48-56	N
3/19/12	W	72-61	A

Queens College 1-0

Date	Result	Score	Site
1/27/79	W	103-55	N

Rhode Island 1-0

Date	Result	Score	Site
11/26/88	W	92-55	N

Rice 1-1

Date	Result	Score	Site
2/13/95	W	87-71	H
11/10/00	L	56-61	A

Richmond 0-1

Date	Result	Score	Site
12/29/91	L	55-65	A

Rutgers 1-1

Date	Result	Score	Site
1/6/82	W	84-74	H
1/4/83	L	69-90	A

Introduction

Staff

Players


12-13 Review

Records

History

The University

SERIES HISTORY VS. OPPONENTS



Introduction

Staff

Players

12-13 Review

Records

History

The University

Saint Francis (Pa.) 1-0

Date	Result	Score	Site
11/907	W	93-33	H

Saint Joseph's (Pa.) 2-0

Date	Result	Score	Site
1/26/79	W	78-56	N
1/2/82	W	50-48	A

Samford 1-0

Date	Result	Score	Site
12/28/06	W	64-56	H

San Diego State 1-0

Date	Result	Score	Site
11/28/09	W	58-55	N

San Francisco 0-1

Date	Result	Score	Site
12/19/80	[L] L	55-57	N

Savannah State 5-0

Date	Result	Score	Site
12/19/05	W	94-37	H
1/6/08	W	86-47	H
12/5/10	W	52-33	H
12/21/11	W	65-39	H
11/15/12	W	78-47	H

Seton Hall 1-2

Date	Result	Score	Site
12/30/03	L	46-57	A
12/30/04	L	42-53	H
12/2/12	W	55-42	A

Siena College 1-0

Date	Result	Score	Site
12/1/96	W	82-62	N

SMU 2-1

Date	Result	Score	Site
12/8/80	[W] L	97-38	N
1/13/83	W	81-62	A
12/28/84	W	85-53	H

South Carolina State 24-9

Date	Result	Score	Site
1/16/75	L	48-49	
2/10/75	W	65-57	
3/1/75	L	55-66	
12/2/75	L	64-70	
1/14/76	L	67-79	
1976	W	75-72	
1/20/77	L	78-89	H
1/26/77	L	58-65	A
12/7/77	L	64-68	H
1/30/78	L	59-67	A
12/4/78	W	90-62	H
12/3/79	W	66-52	H
2/21/80	L	74-85	A
11/29/83	W	69-58	H
11/28/84	W	59-50	A
11/22/85	W	68-53	H

12/14/88	W	110-58	H
1/12/90	W	94-50	A
2/19/92	W	72-55	H
1/4/93	W	81-63	H
2/25/93	W	58-55	A
11/30/93	W	90-50	H
1/20/94	W	99-73	A
12/6/97	W	88-65	H
12/22/98	W	98-61	H
12/22/99	W	100-55	H
12/31/02	W	85-42	H
12/22/04	W	85-45	H
12/17/05	W	75-40	H
12/23/06	W	85-42	H
12/30/10	W	63-44	H
12/14/11	W	66-21	H
12/21/12	W	65-45	H

South Dakota State 1-0

Date	Result	Score	Site
3/23/13	W	74-52	N

Southern California 1-0

Date	Result	Score	Site
3/12/80	W	70-60	A

Southern Miss 11-8

Date	Result	Score	Site
1/25/84	W	82-78	A
1/10/85	W	70-67	H
3/4/85	L	80-87	A
1/13/86	L	62-63	A
1/26/87	L	53-5	A
2/23/87	W	61-46	H
3/7/87	L	66-68	N
1/16/88	W	76-61	H
2/13/88	L	70-82	A
3/11/88	W	86-77	N
1/9/89	W	85-80	H
2/6/89	L	89-91	A
3/11/89	W	92-65	N
1/29/90	L	67-69	H
2/26/90	W	82-72	H
3/10/90	L	88-95	N
1/28/91	W	78-63	H
2/25/91	W	85-74	A
3/5/91	W	70-59	N

Southern Utah 1-0

Date	Result	Score	Site
12/5/03	W	81-79	N

St. Augustine's 1-0

Date	Result	Score	Site
2/1/75	W	62-52	

St. Peter's 0-1

Date	Result	Score	Site
12/29/92	L	55-67	A

Stanford 0-5

Date	Result	Score	Site
1/8/07	L	54-69	A
12/19/08	L	47-78	H

11/26/10	L	32-70	A
3/24/12	L	60-76	N
12/19/12	L	49-53	H

Stephen F. Austin 1-0

Date	Result	Score	Site
3/18/80	W	63-56	H

Stetson 4-0

Date	Result	Score	Site
2/19/82	W	98-49	H
2/26/83	W	74-69	A
1/4/03	W	101-39	H
12/2/03	W	94-66	A

Syracuse 1-1

Date	Result	Score	Site
12/2/00	L	58-73	A
12/2/01	W	76-58	H

Temple 2-0

Date	Result	Score	Site
12/4/01	W	68-65	H
12/27/02	W	57-39	A

Tennessee 2-44

Date	Result	Score	Site
1/15/79	L	54-62	A
3/9/79	L	64-76	A
1/23/80	W	56-52	H
3/7/80	L	54-67	H
3/21/80	L	72-75	N
1/12/81	[L] L	54-65	A
1/25/82	L	81-87	H
12/4/82	L	62-84	N
2/16/83	L	67-87	A
2/8/84	L	66-71	H
2/18/85	L	58-66	A
1/6/86	L	54-70	H
2/19/87	L	56-80	A
1/20/88	L	80-85	H
2/2/89	L	54-60	A
1/25/90	L	69-70	H
1/24/91	L	61-77	A
1/15/92	L	58-78	H
2/18/93	L	57-100	A
2/8/94	L	75-91	H
1/12/95	L	55-72	A
2/15/96	L	73-79	H
2/11/97	L	59-90	A
2/28/97	L	48-75	N
1/6/98	L	52-94	H
1/7/99	L	58-87	A
1/14/00	L	92-76	H
1/11/01	L	45-99	A
1/17/02	L	61-80	H
1/23/03	L	78-97	A
1/15/04	L	58-86	H
2/8/04	L	58-72	A
1/27/05	L	53-68	H
2/17/05	L	44-74	A
2/4/06	L	51-66	H
2/1/07	L	36-72	A
3/2/07	L	63-81	N

1/13/08	L	48-71	H
1/18/09	L	56-68	A
1/7/10	L	62-79	A
1/31/10	L	55-60	H
1/20/11	L	56-71	H
2/17/11	L	60-82	A
2/2/12	W	64-60	A
3/3/12	L	58-74	N
1/3/13	L	53-73	H

Tennessee Tech 4-2

Date	Result	Score	Site
1978	W	97-83	H
2/4/80	W	87-73	H
3/4/80	W	68-62	N
2/21/81	L	66-67	A
12/22/81	W	83-57	H
3/15/89	L	73-77	H

Texas 0-2

Date	Result	Score	Site
3/20/88	L	58-77	A
11/25/05	L	55-59	N

Texas A&M 0-2

Date	Result	Score	Site
2/10/13	L	48-50	H
3/8/13	L	52-61	N

Texas Tech 1-0

Date	Result	Score	Site
11/23/90	W	67-65	N

Texas-Pan American 1-0

Date	Result	Score	Site
12/29/98	W	109-71	N

Tulane 12-0

Date	Result	Score	Site
1/23/84	W	79-74	A
3/5/84	W	74-64	N
1/12/85	W	75-67	H
3/3/85	W	76-66	N
1/11/86	W	72-67	A
1/6/90	W	86-52	H
2/3/90	W	76-55	A
3/8/90	W	71-62	N
1/26/91	W	73-49	H
2/23/91	W	79-73	A
3/4/91	W	80-44	N
12/19/95	W	72-66	N

UAB 3-0

Date	Result	Score	Site
2/19/83	W	73-71	H
2/12/85	W	79-64	A
12/20/91	W	71-68	A

UC Davis 0-1

Date	Result	Score	Site
11/28/10	L	52-61	A



SERIES HISTORY VS. OPPONENTS

UCLA 0-1

Date	Result	Score	Site
1/5/81	[W] L	86-81	H

UNC Asheville 3-0

Date	Result	Score	Site
2/24/86	W	111-36	H
12/5/98	W	80-40	H
1/3/08	W	80-52	H

UNC Greensboro 2-1

Date	Result	Score	Site
1/24/75	W	70-54	H
2/3/75	W	71-66	A
2/14/75	L	84-86	N

UNC Wilmington 4-0

Date	Result	Score	Site
11/25/98	W	82-62	H
12/30/06	W	75-42	A
12/1/08	W	72-60	H
11/29/09	W	57-54	N

UNLV 1-2

Date	Result	Score	Site
11/25/85	L	62-77	A
2/28/88	W	98-97	N
11/15/05	L	63-66	N

USC Aiken 1-0

Date	Result	Score	Site
2/24/79	W	91-42	A

USC Upstate 1-0

Date	Result	Score	Site
12/16/09	W	71-57	H

UTEP 1-0

Date	Result	Score	Site
11/28/97	W	100-60	N

Valdosta State 1-1

Date	Result	Score	Site
2/12/79	L	91-98	A
1/21/80	W	88-56	H

Valparaiso 1-0

Date	Result	Score	Site
11/26/94	W	79-53	N

Vanderbilt 9-21

Date	Result	Score	Site
3/13/91	L	64-73	A
12/31/91	W	72-65	H
3/6/92	L	47-58	N
2/13/93	L	48-58	A
2/26/94	L	56-71	H
3/2/95	L	58-98	A
1/8/96	L	69-80	H
1/5/97	L	33-70	A
1/14/98	W	70-66	H
1/28/98	L	53-66	A
1/14/99	L	54-81	A
1/28/99	L	63-76	H
1/20/00	W	52-48	H
3/2/00	L	80-58	N
1/18/01	L	56-85	A
1/3/02	W	71-52	H
1/16/03	W	66-57	A
2/29/04	L	41-62	H
1/9/05	L	43-88	A
1/15/06	L	59-67	H
2/26/06	L	71-88	A
1/11/07	L	66-67	H
2/18/07	L	65-83	A
2/7/08	L	48-78	A
1/25/09	L	56-66	H
2/28/10	W	73-70	A
2/27/11	L (OT)	60-74	H
1/5/12	W	65-55	H
1/22/12	W (OT)	65-60	A
1/10/13	W	64-48	H

Virginia 2-3

Date	Result	Score	Site
2/28/81	W	71-52	A
12/20/84	L	68-70	H
12/21/85	L	58-85	A
1/2/05	L	49-66	A
11/15/07	W	66-64	H

Virginia Commonwealth 2-1

Date	Result	Score	Site
1/10/91	W	69-64	H
11/26/96	L	52-66	H
12/16/97	W	86-79	A

Virginia Tech 15-6

Date	Result	Score	Site
12/08/79	W	86-68	H
12/1/80	[W] L	78-42	A

2/18/84	W	89-74	H
3/3/84	W	80-70	A
3/7/84	L	76-89	N
2/2/85	L	58-59	A
2/21/85	W	76-72	H
2/1/86	W	92-83	A
2/15/86	W	69-53	H
3/2/86	W	67-54	H
1/5/87	W	60-52	A
2/2/87	L	65-69	H
3/6/87	W	59-55	A
2/1/88	W	75-44	H
3/5/88	W	73-69	A
1/30/89	W	86-52	H
2/25/89	L	59-63	A
2/5/90	W	72-47	H
2/21/90	W	67-59	A
1/19/91	L	67-69	A
2/16/91	W	66-51	H

Voorhees 5-0

Date	Result	Score	Site
2/27/75	W	81-62	
12/09/75	W	81-73	
2/2/76	W	88-74	
2/5/77	W	75-58	A
2/28/77	W	87-60	H

Wake Forest 2-1

Date	Result	Score	Site
11/24/95	W	83-69	N
12/3/08	L	57-74	A
12/17/09	W	62-52	H

Washington 0-2

Date	Result	Score	Site
3/22/90	L	61-73	N
11/14/05	L	53-65	A

Western Carolina 5-0

Date	Result	Score	Site
12/17/83	W	84-59	H
2/16/93	W	69-54	H
1/13/94	W	114-56	A
12/29/05	W	95-53	H
12/29/12	W	66-44	H

Western Kentucky 1-0

Date	Result	Score	Site
2/27/88	W	65-64	N

Wheeling College 1-0

Date	Result	Score	Site
1/13/79	W	137-34	H

William Penn 1-0

Date	Result	Score	Site
11/28/81	W	75-56	N

Winthrop 6-5

Date	Result	Score	Site
2/19/75	L	77-79	
3/1/75	L	57-82	
1/19/76	L	73-75	
1976	W	74-66	
1/14/77	W	81-78	H
2/17/77	L	68-79	A
1/27/78	L	58-60	A
2/21/79	W	81-42	H
2/5/97	W	90-55	H
11/20/05	W	73-42	H
1/1/07	W	75-30	H

Wisconsin-Milwaukee 1-0

Date	Result	Score	Site
12/28/98	W	89-63	N

Wofford 6-0

Date	Result	Score	Site
2/19/96	W	87-47	H
2/24/97	W	80-50	A
11/18/98	W	111-71	H
1/24/01	W	87-45	A
12/08/01	W	77-53	H
12/4/02	W	99-46	H

Wright State 1-0

Date	Result	Score	Site
12/2/89	W	86-45	N

Xavier 1-2

Date	Result	Score	Site
3/17/06	L	65-70	A
11/12/10	L	65-84	H
11/30/11	W	67-56	A

Yale 1-0

Date	Result	Score	Site
12/5/92	W	64-57	N

Introduction

Staff


Players

12-13 Review


Records

History

The University



HISTORY VS. RANKED OPPONENTS



	Date	Opp.	SC		Result	Score	
		Rank	Opponent	Rank			Site
Introduction	3/8/13	19	Texas A&M	17	N	L	52-61
	2/14/13	9	Kentucky	16	A	L	74-78
	2/10/13	14	Texas A&M	15	H	L	48-50
	1/24/13	5	Kentucky	18	H	W	55-50
	1/13/13	13	Georgia	18	A	L	40-42
Staff	1/3/13	12	Tennessee	18	H	L	53-73
	12/19/12	1	Stanford	21	H	L	49-53
	3/24/12	2	Stanford	25	N	L	60-76
	3/19/12	13	Purdue	25	A	W	72-61
	3/3/12	13	Tennessee	25	N	L	58-74
	3/2/12	16	Georgia	25	N	W	59-55
	2/23/12	13	Kentucky		A	L	50-53
	2/16/12	18	Georgia	25	H	L	49-61
	2/2/12	8	Tennessee		A	W	64-60
	1/22/12	25	Vanderbilt		A	W (OT)	65-60
Players	1/15/12	9	Kentucky	24	H	L	58-66
	1/5/12	24	Vanderbilt		H	W	65-55
	12/18/11	18	North Carolina		N	W	79-48
	11/20/11	11	Penn State		H	L	50-55
	2/27/11	4	Tennessee		A	L	60-82
	2/10/11	15	Kentucky		H	W	66-61
	1/27/11	20	Georgia		H	W	57-48
	1/20/11	5	Tennessee		H	L	56-71
	1/13/11	19	Kentucky		A	L	48-66
	12/19/10	10	North Carolina		N	L	51-75
12-13 Review	11/26/10	3	Stanford		A	L	32-70
	11/12/10	5	Xavier		H	L	65-84
	2/25/10	24	Georgia		H	L	49-65
	2/21/10	16	Kentucky		A	L	50-71
	2/7/10	14	Georgia		A	W	52-42
	1/31/10	5	Tennessee		H	L	55-60
	1/21/10	18	LSU		A	L	52-69
	1/7/10	4	Tennessee		A	L	62-79
	1/3/10	11	LSU		H	L	58-70
	12/20/09	9	North Carolina		N	L	85-93
Records	11/28/09	23	San Diego State		N	W	58-55
	11/27/09	5	Notre Dame		N	L	55-78
	11/28/09	20	Oklahoma		N	L	67-75
	2/22/09	15	Florida		A	L	66-82
	1/25/09	17	Vanderbilt		H	L	56-66
	1/18/09	13	Tennessee		A	L	56-68
	1/15/09	19	Florida		H	L	63-77
	1/8/09	9	Auburn		H	L	76-80
	12/28/08	1	Connecticut		H	L	48-77
	12/19/08	3	Stanford		H	L	47-78
History	2/28/08	22	Georgia		H	L	41-55
	1/31/08	8	LSU		A	L	37-67
	1/13/08	2	Tennessee		H	L	48-71
	12/30/07	9	Oklahoma		A	L	63-95
	12/17/07	2	Connecticut		A	L	39-97
	3/2/07	2	Tennessee		N	L	63-81
	2/18/07	12	Vanderbilt		A	L	65-83
	2/11/07	9	Georgia		A	L	57-81
	2/4/07	7	LSU		H	L	46-49
	2/1/07	3	Tennessee		A	L	36-72
The University	1/18/07	24	Mississippi		A	L	57-76
	1/11/07	14	Vanderbilt		H	L	66-67
	1/8/07	10	Stanford		A	L	54-69
	12/7/06	3	Oklahoma		H	L	51-78

Date	Opp.	SC		Result	Score	
	Rank	Opponent	Rank			Site
2/26/06	24	Vanderbilt		A	L	71-88
1/26/06	15	Georgia		H	L	65-74
1/15/06	23	Vanderbilt		H	L	59-67
1/12/06	3	LSU		A	L	46-79
1/4/06	1	Tennessee		H	L	51-66
12/13/05	14	Minnesota		H	W	79-61
11/26/05	19	Purdue		N	L	48-56
11/25/05	18	Texas		N	L	55-59
2/17/05	6	Tennessee		A	L	44-74
2/13/05	1	LSU		H	L	36-66
2/10/05	18	Georgia		A	L	51-67
1/27/05	5	Tennessee		H	L	53-68
1/9/05	16	Vanderbilt		A	L	43-88
3/4/04	20	Georgia		N	L	42-73
2/29/04	24	Vanderbilt		H	L	41-62
2/22/04	18	Georgia		H	L	50-73
2/15/04	14	Auburn		A	L	58-69
2/8/04	1	Tennessee		A	L	58-72
2/1/04	15	LSU		A	L	62-82
1/15/04	5	Tennessee		H	L	58-86
1/3/04	6	Minnesota		A	L	53-67
12/20/03	15	North Carolina		N	L	53-77
3/25/03	15	Penn State	16	A	L	67-77
3/7/03	10	Mississippi State	16	N	L	75-79
2/16/03	13	Arkansas	15	H	W	83-59
2/13/03	14	Georgia	15	A	L (2OT)	91-97
2/6/03	4	LSU	16	H	L	66-69
1/23/03	4	Tennessee	15	A	L	78-97
1/16/03	17	Vanderbilt	14	A	W	66-57
1/12/03	11	Arkansas	13	A	L	58-67
1/9/03	14	Mississippi State	13	H	W	83-79
12/20/02	13	North Carolina	18	N	L	69-78
11/30/02	18	Boston College		N	W	54-51
3/25/02	3	Duke	13	N	L	68-77
3/18/02	19	Cincinnati	13	H	W	75-56
2/7/02	22	Georgia	9	H	W	64-59
2/3/02	12	Florida	11	A	W	69-59
1/17/02	2	Tennessee	8	H	L	61-80
1/10/02	15	Georgia	9	A	W	71-64
1/3/02	6	Vanderbilt	14	H	W	71-52
12/20/01	16	North Carolina	23	N	W	85-53
11/25/01	9	Duke		A	W (OT)	87-81
2/25/01	14	LSU		H	L	72-83
2/8/01	6	Georgia		H	L	55-92
1/28/01	10	Florida		A	L	53-91
1/21/01	10	Florida		H	L	85-97
1/18/01	15	Vanderbilt		A	L	56-85
1/11/01	2	Tennessee		A	L	45-99
1/7/01	20	Auburn		H	W	87-60
12/4/00	21	NC State		H	L	48-55
11/26/00	4	Purdue		N	L	53-68
2/27/00	12	LSU		A	L	55-70
2/10/00	3	Georgia		A	L	61-84
2/3/00	13	Auburn		H	L	62-71
1/17/00	22	Mississippi State		A	L	73-86
1/14/00	2	Tennessee		H	L	76-92
1/9/00	5	Auburn		A	L	50-73
12/30/99	4	NC State		A	L	55-69



HISTORY VS. RANKED OPPONENTS

Date	Opp. Rank	Opponent	SC Rank	Site	Result	Score
2/25/99	24	Alabama		N	L	71-82
2/14/99	20	LSU		A	L	63-80
2/7/99	21	Alabama		A	L	73-87
2/3/99	8	Georgia		H	L	58-62
1/17/99	18	Florida		H	L	66-78
1/7/99	2	Tennessee		A	L	58-87
12/17/98	14	Clemson		H	L	67-84
2/27/98	20	Alabama		N	L	72-92
2/4/98	24	Georgia		A	L	61-80
1/28/98	6	Vanderbilt		A	L	53-66
1/17/98	12	Florida		A	L	68-82
1/14/98	6	Vanderbilt		H	W	70-66
1/6/98	1	Tennessee		H	L	52-94
1/1/98	20	Auburn		A	L	65-70
2/28/97	8	Tennessee		N	L	48-75
2/15/97	13	LSU		A	L	66-73
2/11/97	8	Tennessee		A	L	59-90
2/9/97	7	Alabama		A	L	38-87
2/1/97	7	Georgia		H	L	35-78
1/18/97	13	Arkansas		H	L	71-82
1/12/97	25	Florida		H	L	62-66
1/5/97	11	Vanderbilt		A	L	33-70
12/18/96	22	Clemson		H	L	60-66
3/1/96	18	Florida		N	L	48-65
2/22/96	14	Alabama		H	L (OT)	68-75
2/15/96	5	Tennessee		H	L (OT)	73-79
2/11/96	1	Georgia		A	L	61-79
2/5/96	18	Clemson		A	L	57-75
1/28/96	23	Mississippi		H	W	69-66
1/21/96	20	Arkansas		A	L	58-66
1/14/96	25	Florida		A	L	51-70
1/8/96	2	Vanderbilt		H	L	69-80
3/3/95	14	Arkansas		N	L	70-80
2/26/95	10	Vanderbilt		A	L	58-98
2/18/95	14	Florida		H	L	49-69
2/11/95	20	Arkansas		H	L	62-63
2/4/95	17	Mississippi		A	L	58-91
1/29/95	11	Georgia		H	L	58-80
1/22/95	14	Alabama		A	L	62-85
1/12/95	1	Tennessee		A	L	55-72
2/26/94	13	Vanderbilt		H	L	56-71
2/8/94	2	Tennessee		H	L	75-91
1/22/94	15	Alabama		H	L	77-94
1/5/94	19	Auburn		A	W	64-55
2/27/93	3	Auburn		H	W	59-47
2/18/93	1	Tennessee		A	L	57-100
2/13/93	2	Vanderbilt		A	L	48-58
2/3/93	19	Clemson		H	W	55-54
3/6/92	12	Vanderbilt		N	L	47-58
2/12/92	23	Clemson		A	L	69-81
1/25/92	8	Mississippi		H	L	67-69
1/18/92	25	Georgia		A	L	62-63
1/15/92	2	Tennessee		H	L	58-78
1/4/92	23	LSU		A	L	57-62
12/31/91	4	Vanderbilt		H	W	72-65

Date	Opp. Rank	Opponent	SC Rank	Site	Result	Score
2/4/91	22	Florida State		A	W (2OT)	92-91
1/31/91	6	NC State		A	L	59-72
1/24/91	4	Tennessee		A	L	61-77
1/21/91	25	Florida State		H	L	60-69
1/16/91	17	Clemson		H	W	75-62
12/29/90	3	Auburn		H	W	83-76
12/11/90	3	Georgia		H	L	56-74
12/8/90	17	Clemson	22	H	L	40-73
11/24/90	8	NC State	22	N	L	58-62
11/23/90	7	Texas Tech	22	N	W	67-65
3/22/90	3	Washington	19	N	L	61-73
3/17/90	13	Northwestern	19	A	W	76-67
3/10/90	22	Southern Miss	17	N	L (2OT)	88-95
2/26/90	20	Southern Miss	17	H	W	82-72
2/15/90	7	Georgia	19	A	L	57-72
1/31/90	11	NC State	15	H	L	65-90
1/29/90	18	Southern Miss	15	H	L	67-69
1/25/90	3	Tennessee	15	H	L	69-70
1/20/90	24	Old Dominion	17	H	W	75-54
12/30/89	3	Georgia	20	N	L	64-76
12/29/89	4	Iowa	20	N	W	82-76
12/5/89	22	DePaul	17	H	L	58-63
11/28/89	6	Auburn	17	A	L	61-78
2/15/89	13	NC State	18	A	W	67-62
2/2/89	2	Tennessee	17	A	L	54-60
1/12/89	6	Georgia	16	H	L	73-82
3/20/88	4	Texas		A	L	58-77
2/3/88	13	Georgia		A	L	60-82
1/20/88	4	Tennessee		H	L	80-85
11/28/87	3	Auburn		N	L	52-88
2/19/87	9	Tennessee		A	L	56-80
1/2/87	11	Georgia		H	L	56-69
12/4/86	20	NC State		A	L	42-63
1/22/86	2	Georgia		A	L	70-93
1/6/86	11	Tennessee		H	L	54-70
12/21/85	6	Virginia		A	L	58-85
12/14/85	19	North Carolina		A	L	71-72
12/2/85	20	NC State		H	L	55-66
11/25/85	20	UNLV		A	L	62-77
2/18/85	20	Tennessee		A	L	58-66
1/30/85	20	Memphis		A	L	54-57
1/16/85	1	Old Dominion		A	L	72-79
1/9/85	12	Auburn		H	L	50-61
12/20/84	10	Virginia		H	L	68-70
2/11/84	19	Clemson		H	L	73-81
2/8/84	7	Tennessee		H	L	66-71
1/30/84	10	Auburn		H	W	65-64
12/7/83	14	NC State		A	L	74-80
12/3/83	19	Clemson		A	L	77-80
3/5/83	4	Old Dominion		H	L	60-72
2/16/83	4	Tennessee		A	L	67-87
2/5/83	20	Auburn		A	L	38-56
2/2/83	7	Kentucky		A	L	77-89
1/22/83	9	Georgia		H	L	72-74
1/18/83	17	Penn State		H	W	66-63
1/15/83	2	Louisiana Tech	19	A	L	54-94
1/4/83	19	Rutgers	14	A	L	69-90
12/11/82	12	NC State	15	H	W (OT)	81-76
12/4/82	4	Tennessee	13	N	L	62-84

Introduction

Staff

Players

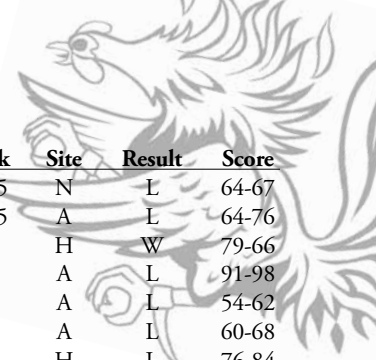
12-13 Review

Records

History

The University

HISTORY VS. RANKED OPPONENTS



Introduction

Date	Opp.	Opponent	SC		Result	Score
	Rank		Rank	Site		
3/18/82	14	Kentucky	12	N	L	69-73
3/6/82	10	NC State	14	A	W	71-70
2/25/82	4	Old Dominion	13	A	L	63-84
2/15/82	11	Penn State	15	A	W	77-76
2/13/82	11	Kentucky	19	H	W	91-81
2/10/82	10	Memphis	19	H	W	92-67
1/30/82	16	Georgia	12	A	L (OT)	75-82
1/8/82	1	Louisiana Tech	2	H	L	58-71
1/6/82	6	Rutgers	2	H	W	84-74
12/12/81	17	Clemson	3	A	W	82-74
3/14/81	10	Kentucky		N	L	69-87
3/10/81	16	Clemson		A	W	81-64
2/28/81	16	Virginia	14	A	W	71-52
2/16/81	20	Auburn	15	H	W	91-69
1/24/81	9	Kentucky	13	A	L (OT)	65-70
1/12/81	9	Tennessee	10	A	[L] L	54-65
1/6/81	7	NC State	10	H	[W] L	78-57
12/6/80	19	Clemson	6	H	[W] L	86-67
3/21/80	2	Tennessee	4	N	L	72-75
3/8/80	8	NC State	7	H	W	68-55
3/7/80	3	Tennessee	7	H	L	54-67
3/1/80	16	Clemson	7	N	W	89-55
2/26/80	8	NC State	7	H	W	76-62
2/2/80	16	Clemson	7	H	W	88-72
1/23/80	4	Tennessee	8	H	W	56-52
1/14/80	8	NC State	10	A	W	78-67
1/9/80	9	Cheyney State	10	A	L	57-60
1/3/80	18	Kentucky	11	H	W	84-61

Staff

Players

12-13 Review

Records

History

The University

South Carolina vs. Ranked Teams Breakdown All-Time

	Overall	Home	Away	Neutral
vs. All Ranked Opponents	60-210	33-78	18-96	9-36
vs. No. 1	0-11	0-6	0-5	0-0
vs. Nos. 2-5	6-54	5-20	0-21	1-13
vs. Nos. 6-10	13-43	8-13	4-23	1-7
vs. Nos. 11-15	14-43	6-19	7-18	1-6
vs. Nos. 16-20	20-39	10-11	5-20	5-8
vs. Nos. 21-25	7-20	4-9	2-9	1-2
When				
Ranked Higher than Opp.	17-9	11-3	5-3	1-3
Ranked Lower than Opp.	17-39	7-14	6-14	4-11
Not Ranked	26-162	15-61	7-80	4-21

Last Win	55-50, vs. No. 5 Kentucky, 1/24/13
Last Home Win.....	55-50, vs. No. 5 Kentucky, 1/24/13
Last Road Win.....	72-61, at No. 13 Purdue, 3/19/12
Last Neutral Site Win.....	59-55, vs. No. 16 Georgia, 2/16/12

Highest-Ranked Team Defeated..... 59-47, vs. No. 3 Auburn, 2/27/93
83-76, vs. No. 3 Auburn, 12/29/90

Largest Margin of Victory..... 34 (89-55), vs. No. 16 Clemson, 3/1/80

Most Wins in a Season..... 7 in 1979-80, 2001-02
Home 5 in 1979-80
Away..... 3 in 1981-82, 2001-02, 2011-12

Most Games Played in a Season 13 in 1989-90
Home 6 in 1979-80, 1989-90
Away 5 in 1981-82, 1982-83, 2002-03, 2006-07

Dawn Staley Era (2008-09 to present)

	Overall	Home	Away	Neutral
vs. All Ranked Opponents	11-34	4-16	4-10	3-8
vs. No. 1	0-2	0-2	0-0	0-0
vs. Nos. 2-5	1-9	1-4	0-2	0-3
vs. Nos. 6-10	1-5	0-2	1-1	0-2
vs. Nos. 11-15	3-9	1-4	2-4	0-1
vs. Nos. 16-20	3-8	1-3	0-3	2-2
vs. Nos. 21-25	3-1	1-1	1-0	1-0
When				
Ranked Higher than Opp.	0-1	0-0	0-0	0-1
Ranked Lower than Opp.	3-9	1-5	1-2	1-2
Not Ranked	8-24	3-11	3-9	2-4

Last Win	55-50, vs. No. 5 Kentucky, 1/24/13
Last Home Win.....	55-50, vs. No. 5 Kentucky, 1/24/13
Last Road Win.....	72-61, at No. 13 Purdue, 3/19/12
Last Neutral Site Win.....	59-55, vs. No. 16 Georgia, 2/16/12

Highest-Ranked Team Defeated..... 55-50, vs. No. 5 Kentucky, 1/24/13

Largest Margin of Victory... 31 (79-48), vs. No. 18 N. Carolina, 12/18/12

Most Wins in a Season..... 6 in 2011-12
Home 2 in 2010-11
Away..... 3 in 2011-12

Most Games Played in a Season 12 in 2011-12
Home 5 in 2008-09
Away 4 in 2009-10, 2011-12

YEAR-BY-YEAR STATISTICS

1974-75

Player	GP	GS	Min	Avg	FG	FGA	Pct	3FG	FGA	Pct	FT	FTA	Pct	Off	Def	Tot	Avg	PF	FO	A	TO	Blk	Stl	Pts	Avg
Nanney, Denise	30				220	492	.447				87	123	.707			361	12.0	90						527	17.6
DuBose, Charlene	28				224	469	.478				35	49	.714			117	4.2	75						483	17.3
Suber, Martha	30				214	509	.420				54	87	.621			216	7.2	75						482	16.1
Jones, Cissie	30				94	233	.403				19	41	.463			189	6.3	80						207	6.9
McCauley, Maureen	25				61	148	.412				15	20	.750			38	1.5	25						137	5.5
Griffith, Evie	18				20	50	.400				15	36	.417			82	4.6	53						55	3.1
Workman, Paula	15				19	39	.487				13	32	.406			52	3.5	26						51	3.4
Spell, Tina	23				21	68	.309				10	21	.476			67	2.9	37						52	2.3
Scott, Betsy	14				15	36	.417				12	16	.750			48	3.4	23						42	3.0
Woods, Teresa	20				15	38	.395				11	14	.786			13	0.7	17						41	2.1
Pappas, Karen	19				6	27	.222				2	10	.200			28	1.5	12						14	0.7
Dean, Melissa	8				2	10	.200				5	10	.500			12	1.5	4						9	1.1
Kerr, Nona	7				0	6	.000				2	8	.250			2	0.3	2						2	0.3
Wiggins, Beth	8				0	2	.000				1	4	.250			1	0.1	6						1	0.1
Pasky, Ann	8				0	4	.000				0	1	.000			12	1.5	4						0	0.0
Total.....	30				911	2131	.427				281	472	.595			1238	41.3	529						2103	70.1
Opponents.....	30																							1948	64.9

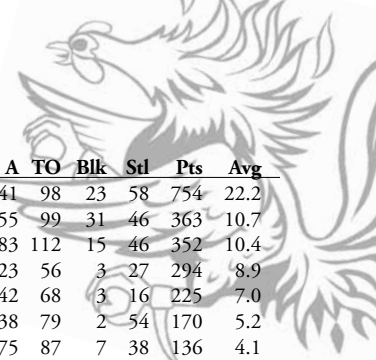
1975-76

Player	GP	GS	Min	Avg	FG	FGA	Pct	3FG	FGA	Pct	FT	FTA	Pct	Off	Def	Tot	Avg	PF	FO	A	TO	Blk	Stl	Pts	Avg
Nanney, Denise	22				164	340	.482				63	94	.670			267	12.1							391	17.8
DuBose, Charlene	22				142	331	.429				39	50	.780			83	3.8							323	14.7
Suber, Martha	22				118	321	.368				22	36	.611			112	5.1							258	11.7
Wolfe, Janice	21				71	157	.452				45	77	.584			137	6.5							187	8.9
McCauley, Maureen	14				43	95	.453				36	43	.837			43	3.1							122	8.7
Paulk, Brenda	21				40	107	.374				7	10	.700			46	2.2							87	4.1
Workman, Paula	21				31	99	.313				14	43	.326			145	6.9							76	3.6
Walker, Sally	12				28	86	.326				10	16	.625			42	3.5							66	5.5
Scott, Betsy	9				15	33	.455				3	5	.600			21	2.3							33	3.7
Pappas, Karen	3				2	11	.182				7	10	.700			2	0.7							11	3.7
Walker, Candace	5				2	5	.400				1	3	.333			4	0.8							5	1.0
Attaway, Cindy	1				0	1	.000				0	0	.000			0	0.0							0	0.0
Total.....	22				656	1586	.414				247	387	.638			902	41.0							1559	70.9
Opponents.....	22				692	1711	.404				238	388	.613			854	38.8							1622	73.7

1976-77

Player	GP	GS	Min	Avg	FG	FGA	Pct	3FG	FGA	Pct	FT	FTA	Pct	Off	Def	Tot	Avg	PF	FO	A	TO	Blk	Stl	Pts	Avg
Nanney, Denise	26				217	527	.412				36	69	.522			249	9.4	86	3	26		6	45	470	18.1
Wolfe, Janice	26				131	325	.403				55	111	.495			222	8.5	87	5	13		24	36	317	12.2
Gilbert, Joyce	26				123	333	.369				66	75	.880			160	6.2	85	4	65		6	33	312	12.0
Scott, Betsy	26				101	246	.411				47	68	.691			174	6.7	54	1	1		7	11	249	9.6
Cook, Edie	26				64	202	.317				43	68	.632			60	2.3	45	2	21		0	62	171	6.6
McCauley, Maureen	23				54	154	.351				18	27	.667			32	1.4	31	1	21		0	18	126	5.5
Paulk, Brenda	26				32	92	.348				16	20	.800			54	2.1	55	2	23		2	17	80	3.1
Walker, Candy	22				13	41	.317				5	10	.500			34	1.5	19	0	2		5	3	31	1.4
Platte, Betsy	23				12	37	.324				6	13	.462			26	1.1	31	1	2		3	4	30	1.3
Duncan, Dixie	22				9	22	.409				5	14	.357			25	1.1	20	0	10		0	8	23	1.0
Conklin, Liz	21				0	5	.000				1	3	.333			4	0.4	1	0	0		1	7	1	0.1
James, Betsy	10				0	5	.000				1	3	.333			4	0.4	1	0	0		0	2	1	0.1
Total.....	26				766	2011	.381				300	480	.625			1051	40.4	524	19	184		54	246	1832	70.5
Opponents.....	26				808	2057	.393				305	534	.571			1047	40.3	485	14					1921	73.9

YEAR-BY-YEAR STATISTICS



1977-78

Player	GP	GS	Min	Avg	FG	FGA	Pct	3FG	FGA	Pct	FT	FTA	Pct	Off	Def	Tot	Avg	PF	FO	A	TO	Blk	Stl	Pts	Avg
Anderson, Katrina	34	34			306	544	.563				142	242	.587			434	12.8	105	3	41	98	23	58	754	22.2
Walling, Jean	34	24			162	330	.491				39	64	.609			302	8.9	63	0	55	99	31	46	363	10.7
Shue, Sue	34	29			165	376	.439				22	30	.733			190	5.6	64	1	83	112	15	46	352	10.4
Scott, Betsy	33	26			129	307	.420				36	66	.545			242	7.3	65	0	23	56	3	27	294	8.9
Oxley, Jaima	32	10			101	207	.488				23	32	.719			78	2.4	45	0	42	68	3	16	225	7.0
Johnson, Rita	33	7			75	201	.373				20	37	.541			43	1.3	84	4	38	79	2	54	170	5.2
Gilbert, Joyce	33	19			54	157	.344				28	48	.583			52	1.6	65	1	75	87	7	38	136	4.1
Clark, Dawn	24	13			38	92	.413				9	21	.429			41	1.7	35	1	44	60	0	23	85	3.5
Platte, Betsy	29	6			38	73	.521				2	21	1.000			53	1.8	55	2	19	27	6	11	78	2.7
Adams, Pam	18	3			12	45	.267				6	12	.500			25	1.4	32	2	22	47	1	27	30	1.7
Bell, Darcell	17	0			11	35	.314				5	7	.714			14	0.8	10	0	5	22	0	7	27	1.6
Burgun, Ruthann	11	0			5	19	.263				5	6	.833			17	1.5	11	0	12	13	0	3	15	1.4
Lorello, Mary Jo	10	0			3	9	.333				4	6	.667			9	0.9	3	0	4	5	0	0	10	1.0
Walker, Candace	7	0			2	4	.500				3	4	.750			10	1.4	7	0	1	4	0	1	7	1.0
Total.....	34				1101	2399	.459				344	577	.596			1510	44.4	644	14	464	777	91	357	2546	74.9
Opponents.....	34				887	2301	.385				464	684	.678			1268	37.2	624	22	243	620	56	342	2226	65.5

1978-79

Player	GP	GS	Min	Avg	FG	FGA	Pct	3FG	FGA	Pct	FT	FTA	Pct	Off	Def	Tot	Avg	PF	FO	A	TO	Blk	Stl	Pts	Avg
Anderson, Katrina	37				283	540	.524				134	195	.687			371	10.0					29	126	700	18.9
Foster, Sheila	37				216	432	.500				84	128	.656			329	8.9							519	13.9
Walling, Jean	37				191	388	.492				84	123	.683			269	7.3							466	12.6
Jacobs, Cynthia	29				148	290	.510				60	102	.588			245	8.5							356	12.3
Johnson, Rita	31				106	212	.500				56	83	.674			45	1.5							268	8.6
Autry, Cheryl	37				80	201	.398				23	51	.451			56	1.5		151					183	4.9
Woolston, Suzanne	32				32	80	.400				10	15	.667			72	2.3							74	2.3

(Complete team statistics not available)

1979-80

Player	GP	GS	Min	Avg	FG	FGA	Pct	3FG	FGA	Pct	FT	FTA	Pct	Off	Def	Tot	Avg	PF	FO	A	TO	Blk	Stl	Pts	Avg
Foster, Sheila	36				245	452	.542				99	140	.707			379	10.5	72	1	51	93	10	88	589	16.4
Johnson, Evelyn	36				199	402	.495				69	109	.633			187	5.2	95	3	62	83	9	58	467	13.0
Jacobs, Cynthia	36				127	258	.492				57	108	.528			270	7.5	91	2	68	110	18	47	311	8.6
Johnson, Rita	36				113	250	.452				46	76	.605			50	1.4	96	2	119	79	2	89	272	7.6
Walling, Jean	36				98	217	.452				38	49	.776			183	5.1	73	1	53	35	12	28	234	6.5
Autry, Cheryl	34				99	232	.427				32	53	.604			45	1.3	73	2	84	61	5	54	230	6.8
Woolston, Suzanne	34				94	250	.376				37	45	.822			86	2.5	84	3	75	79	5	65	225	6.6
Parker, Becky	35				61	149	.409				51	70	.729			108	3.1	71	1	34	34	10	24	173	4.9
Rivers, Sharon	34				70	156	.449				9	12	.750			36	1.1	49	2	59	47	2	29	149	4.4
Dufficy, Pat	24				28	72	.389				16	25	.640			51	2.1	21	0	12	14	1	9	72	3.0
Rawl, Cindy	18				4	15	.267				14	18	.778			22	1.2	17	0	10	12	2	3	22	1.2
Chibbaro, Maryann	14				3	5	.600				4	8	.500			4	0.3	2	0	6	6	0	2	10	0.7
Total.....	36				1141	2458	.464				472	713	.662			1551	43.1	744	17	633	653	76	496	2754	76.5
Opponents.....	36				877	2103	.417				463	738	.627			1336	37.1	600	30	463	826			2210	61.4

1980-81

Player	GP	GS	Min	Avg	FG	FGA	Pct	3FG	FGA	Pct	FT	FTA	Pct	Off	Def	Tot	Avg	PF	FO	A	TO	Blk	Stl	Pts	Avg
Foster, Sheila	30	30	1124	37.5	211	396	.533				112	381	.294			381	12.7	48	0	59	110	14	60	534	12.8
Johnson, Evelyn	30	30	912	30.4	200	418	.480				93	125	.744			178	5.9	94	6	76	102	13	49	493	16.7
Johnson, Rita	30	23	670	22.3	134	265	.506				78	97	.804			58	1.9	64	1	75	73	1	88	346	11.6
Reeves, Pam	29	5	496	17.1	51	105	.486				9	23	.391			90	3.2	53	1	48	34	7	22	239	9.9
Rivers, Sharon	30	24	810	27.0	98	213	.460				27	36	.750			55	1.8	69	3	120	88	1	49	223	7.4
Allen, Philicia	29	6	369	12.7	75	157	.478				21	40	.525			116	4.0	60	4	2	51	32	24	171	5.9
Parker, Becky	28	21	758	27.1	55	149	.369				32	51	.627			97	3.5	76	4	44	43	5	41	142	5.1
Dufficy, Pat	30	0	375	12.5	48	111	.432				25	41	.610			81	2.7	34	0	20	20	7	15	122	4.0
Others	24				105	211	.498				29	46	.630			82	3.4	53	1	48				239	9.9
TEAM.....																98	3.3								
Total.....	30				977	2025	.482				426	628	.678			1236	41.2	562	23	444				2351	78.3
Opponents.....	30				744	1908	.390				393	599	.656			1162	38.7	600	19	326				1911	63.7

YEAR-BY-YEAR STATISTICS

1981-82

Player	GP	GS	Min	Avg	FG	FGA	Pct	3FG	FGA	Pct	FT	FTA	Pct	Off	Def	Tot	Avg	PF	FO	A	TO	Blk	Stl	Pts	Avg	
Foster, Sheila	31	31	1175	37.9	252	432	.583				123	175	.703			338	10.9	62	0	44	84	23	41	627	20.2	
Johnson, Evelyn	31	31	887	28.6	187	378	.495				50	71	.704			157	5.1	81	1	83	93	20	67	424	13.7	
Southers, Brantley	31	16	828	26.7	142	273	.520				48	66	.727			172	5.5	58	1	34	12	23	45	332	10.7	
Rivers, Sharon	31	30	1042	33.6	110	227	.485				29	39	.744			82	2.6	90	4	190	152	0	73	249	8.0	
Dixon, Medina	15	15	473	31.5	105	235	.447				33	54	.611			124	8.3	56	5	21	44	0	28	243	16.2	
Parker, Becky	31	18	840	27.1	60	146	.411				34	67	.507			82	2.6	83	2	57	47	11	45	154	5.0	
McAlister, Marsi	30	3	483	16.1	56	126	.444				35	53	.660			73	2.4	35	0	60	76	3	29	147	4.9	
Allen, Philicia	15	11	257	17.1	44	98	.449				12	24	.500			82	5.5	23	0	11	40	18	15	100	6.7	
Dufficy, Pat	6	0	13	2.1	5	24	.208				14	23	.609			14	2.3	7	0	1	4	2	7	24	4.0	
Rawl, Cindy	6	0	6	1.0	3	10	.300				4	9	.444			4	0.7	1	0	2	7	0	2	10	1.7	
Buck, Tina	7	0	52	7.4	5	14	.357				0	1	.000			4	0.7	1	0	4	6	0	0	10	1.4	
Rawl, Candi	6	0	5	0.9	2	8	.250				4	8	.500			7	1.2	6	0	0	7	0	3	8	1.3	
Holland, Liz	6	0	3	0.5	2	5	.400				2	21	.000			1	0.2	2	0	0	1	0	1	6	1.0	
Reeves, Pam	7	0	38	5.4	0	7	.000				4	41	.000			8	1.1	6	0	0	4	0	1	4	0.6	
Nance, Mona	8	0	7	0.9	1	3	.333				1	2	.500			5	0.6	8	0	1	4	0	1	3	0.4	
TEAM.....																108	3.5									
Total.....	31				974	1986	.490				394	598	.659			1261	40.4	519	13	508	628	114	358	2341	75.5	
Opponents.....	31				864	2109	.410				333	469	.710			1192	38.5	585	20	434	642	44	278	2061	66.5	

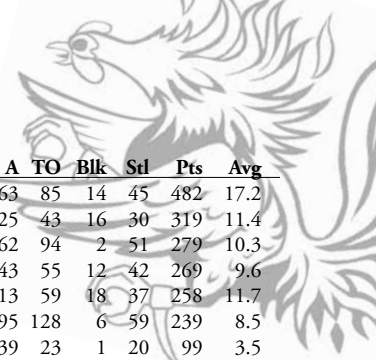
1982-83

Player	GP	GS	Min	Avg	FG	FGA	Pct	3FG	FGA	Pct	FT	FTA	Pct	Off	Def	Tot	Avg	PF	FO	A	TO	Blk	Stl	Pts	Avg
Gilmore, Sharon	28	28	876	31.3	184	317	.580				57	91	.626			232	8.3	103	7	13	88	29	31	425	15.2
McAlister, Marsi	28	28	980	35.0	175	372	.470				63	89	.708			188	6.7	78	1	117	119	6	47	413	14.8
Parker, Becky	28	27	952	34.0	129	284	.454				54	77	.701			137	4.9	83	3	96	67	9	47	312	11.1
Johnson, Evelyn	16	11	259	16.2	88	192	.458				60	90	.667			106	6.6	56	4	22	41	7	17	236	14.8
Rivers, Sharon	27	24	794	29.4	85	172	.494				44	57	.772			69	2.6	83	4	143	0	4	61	214	7.9
Lynch, Gwen	23	9	340	14.8	71	154	.461				12	16	.750			46	2.0	21	0	20	20	1	16	154	6.7
Ballou, Mindy	28	5	77	15.4	54	130	.415				26	38	.684			50	1.8	35	0	40	64	3	12	134	4.8
Thomas, Michelle	13	8	161	12.4	39	101	.386				12	29	.414			77	5.9	31	2	18	24	13	11	90	6.9
Malichi, Lisa	9	0	32	3.6	7	26	.269				17	23	.739			19	2.1	14	0	0	10	4	3	31	3.4
Wheaton, Krysti	20	0	122	6.1	12	37	.324				4	14	.286			25	1.3	19	0	3	15	2	2	28	1.4
Frost, Colleen	13	0	17	1.3	3	7	.429				3	4	.750			7	0.5	11	0	1	4	2	2	9	0.7
Thompson, Dissy	13	0	16	1.2	3	4	.750				2	21	.000			4	0.3	5	0	2	3	0	0	8	0.6
Southers, Brantley	1	0	0+	0.1	1	3	.333				0	0	—			2	2.0	1	0	0	1	0	0	2	2.0
TEAM.....																119	4.3								
Total.....	28				851	1799	.473				354	530	.668			1081	38.6	540	21	475	565	80	249	2056	73.4
Opponents.....	28				830	1872	.443				349	561	.622			1174	41.9	535	23	441	560	71	249	2009	71.8

1983-84

Player	GP	GS	Min	Avg	FG	FGA	Pct	3FG	FGA	Pct	FT	FTA	Pct	Off	Def	Tot	Avg	PF	FO	A	TO	Blk	Stl	Pts	Avg
Southers, Brantley	30	30	1008	33.6	239	460	.520				73	88	.830			240	8.0	78	2	0	82	0	0	551	18.4
Gilmore, Sharon	30	28	807	26.9	154	338	.456				92	133	.692			215	7.2	92	2	26	68	34	32	400	13.3
McAlister, Marsi	29	29	940	32.4	152	345	.441				57	76	.750			158	5.4	92	3	128	109	5	49	361	12.4
Ballou, Mindy	30	30	1053	35.1	137	261	.525				55	75	.733			77	2.6	71	2	219	132	3	42	329	11.0
Najarian, Renee	27	11	721	26.7	84	164	.512				63	97	.649			168	6.2	83	4	28	53	10	20	231	8.6
Lynch, Gwen	30	21	747	24.9	91	194	.469				12	16	.750			58	1.9	61	1	60	35	2	34	194	6.5
Williams, Monica	30	1	468	15.6	59	133	.444				21	36	.583			89	2.9	55	1	28	43	9	34	139	4.6
Frost, Colleen	13	0	53	4.1	8	21	.381				9	18	.500			8	0.6	20	0	0	0	0	0	25	1.9
McAlister, Amy	12	0	60	5.0	6	16	.375				6	10	.600			9	0.8	19	0	2	14	0	0	18	1.5
Harvey, Tammy	16	0	91	5.7	5	17	.294				5	7	.714			16	1.0	15	0	4	8	1	4	15	0.9
Thompson, Dissy	12	0	53	4.4	4	11	.364				0	1	.000			8	0.7	10	0	7	4	0	4	8	0.7
Belcher, Shannon	7	0	15	2.1	1	4	.250				0	1	.000			3	0.4	2	0	0	2	1	1	2	0.3
TEAM.....																99	3.3								
Total.....	30				940	1964	.479				393	558	.704			1149	38.3	598	15	557	246	89	246	2273	75.8
Opponents.....	30				843	1954	.431				441	637	.692			1202	40.1	565	22	424	237	80	237	2127	70.9

YEAR-BY-YEAR STATISTICS



1984-85

Player	GP	GS	Min	Avg	FG	FGA	Pct	3FG	FGA	Pct	FT	FTA	Pct	Off	Def	Tot	Avg	PF	FO	A	TO	Blk	Stl	Pts	Avg
Southers, Brantley	28	28	988	35.3	211	459	.460				60	78	.769			192	6.9	72	0	63	85	14	45	482	17.2
Najarian, Renee	28	25	963	34.4	125	245	.510				69	102	.676			213	7.6	80	2	25	43	16	30	319	11.4
Ballou, Mindy	27	26	950	35.2	114	244	.467				51	70	.729			76	2.8	83	5	162	94	2	51	279	10.3
Williams, Monica	28	14	714	25.5	123	251	.490				23	40	.575			106	3.8	85	3	43	55	12	42	269	9.6
Gilmore, Sharon	22	19	583	26.5	119	215	.553				38	66	.576			169	7.7	78	3	13	59	18	37	258	11.7
McAlister, Marsi	28	28	798	28.5	103	266	.387				33	47	.702			143	5.1	84	4	95	128	6	59	239	8.5
Lynch, Gwen	28	0	392	14.0	42	86	.488				15	19	.789			45	1.6	36	1	39	23	1	20	99	3.5
Glass, Laura	17	0	83	4.9	8	19	.421				10	18	.556			25	1.5	18	0	2	10	0	1	26	1.5
Raab, Dawn	12	0	66	5.5	4	9	.444				3	6	.500			9	0.8	7	0	5	18	0	3	11	0.9
Harvey, Tammy	6	0	20	3.3	4	9	.444				2	4	.500			15	2.5	3	0	2	6	2	1	10	1.7
Frost, Colleen	6	0	15	2.5	2	3	.667				1	5	.200			4	0.7	2	0	1	3	0	1	5	0.8
Glass, Peggy	8	0	34	4.3	1	6	.167				0	0	.000			8	1.0	11	0	0	4	1	1	2	0.3
Rowe, Lori	4	0	4	1.0	0	3	.000				0	0	.000			3	0.8	1	0	0	2	0	1	0	0.0
Total.....	28				847	1815	.467				305	455	.670			1108	39.6	560	18	451	530	72	292	1999	71.4
Opponents.....	28				752	1779	.423				353	551	.641			1126	40.2	478	14	351	542	80	263	1857	66.3

1985-86

Player	GP	GS	Min	Avg	FG	FGA	Pct	3FG	FGA	Pct	FT	FTA	Pct	Off	Def	Tot	Avg	PF	FO	A	TO	Blk	Stl	Pts	Avg
Southers, Brantley	30	29	1062	35.4	266	573	.464				83	97	.856			256	8.5	83	1	99	93	12	63	615	20.5
Ballou, Mindy	30	30	1116	37.2	189	423	.447				79	97	.814			96	3.2	62	3	174	114	2	65	457	15.2
Gilmore, Sharon	30	30	945	31.5	189	368	.514				50	94	.532			266	8.9	102	6	11	62	20	41	428	14.3
Parker, Martha	30	29	1119	37.3	108	224	.482				77	100	.770			141	4.7	78	0	162	95	5	77	293	9.8
Harvey, Tammy	29	17	641	22.1	51	108	.472				39	71	.549			162	5.6	70	1	31	35	5	30	141	4.9
Williams, Monica	6	6	184	30.6	27	53	.509				7	10	.700			39	6.5	19	1	16	19	1	10	61	10.2
Glass, Laura	24	3	228	9.5	25	52	.481				9	18	.500			56	2.3	36	0	4	13	5	6	59	2.5
Raab, Dawn	27	1	367	13.6	19	43	.442				16	27	.593			29	1.1	18	0	55	25	0	24	54	2.0
Glass, Peggy	26	5	281	10.8	20	64	.313				13	19	.684			52	2.0	51	2	6	21	6	4	53	2.0
McAlister, Amy	19	0	108	5.7	14	34	.412				4	8	.500			18	0.9	20	0	9	11	0	4	32	1.7
TEAM.....																110	3.7								
Total.....	30				908	1942	.468				377	541	.697			1225	40.8	539	14	567	490	56	324	2193	73.1
Opponents.....	30				798	1921	.415				367	552	.665			1161	38.7	542	18	446	550	85	259	1963	65.4

1986-87

Player	GP	GS	Min	Avg	FG	FGA	Pct	3FG	FGA	Pct	FT	FTA	Pct	Off	Def	Tot	Avg	PF	FO	A	TO	Blk	Stl	Pts	Avg
Parker, Martha	30	30	1122	37.4	173	339	.510				120	160	.750			172	5.7	85	5	104	116	8	76	466	15.5
Banner, Schonna	29	19	864	29.8	183	350	.523				68	94	.723			182	6.3	81	2	11	52	17	23	434	15.0
Williams, Monica	30	30	963	32.1	129	326	.396				55	72	.764			173	5.8	89	4	116	90	13	65	313	10.4
Diaz, Lisa	29	6	658	22.7	100	209	.478				10	14	.714			44	1.5	32	0	66	57	1	36	210	7.2
Harvey, Tammy	30	25	711	23.7	69	146	.473				24	61	.393			172	5.7	82	2	34	63	6	18	162	5.4
Frazier, Lorraine	29	3	368	12.7	41	75	.547				25	28	.893			69	2.4	36	0	13	40	2	19	107	3.7
Glass, Peggy	30	14	510	17.0	39	105	.371				28	46	.609			112	3.7	69	2	8	52	7	12	106	3.5
Raab, Dawn	30	23	732	24.4	42	114	.368				12	21	.571			48	1.6	50	0	103	74	1	27	96	3.2
Williams, Natalie	12	0	76	6.3	7	24	.292				5	8	.625			4	0.3	6	0	2	10	0	2	19	1.6
TEAM.....																119	4.0								
Total.....	30				783	1688	.464				347	504	.688			1095	36.5	530	15	457	554	55	278	1913	63.8
Opponents.....	30				746	1800	.414				333	526	.633			1073	35.8	499	9	379	534	58	275	1825	60.8

1987-88

Player	GP	GS	Min	Avg	FG	FGA	Pct	3FG	FGA	Pct	FT	FTA	Pct	Off	Def	Tot	Avg	PF	FO	A	TO	Blk	Stl	Pts	Avg
Parker, Martha	34	33	1172	34.5	202	359	.563	2	5	.400	157	231	.680	83	160	243	7.1	101	5	131	103	8	58	563	16.6
Banner, Schonna	33	31	996	30.2	219	415	.528	0	0	—	67	105	.638	79	161	240	7.3	94	3	19	39	32	36	505	15.3
Middleton, Karen	34	27	930	27.4	157	370	.424	75	173	.434	19	27	.704	23	57	80	2.4	39	0	92	49	2	25	408	12.0
Williams, Monica	32	30	899	28.1	113	268	.422	0	0	.000	49	65	.754	64	106	170	5.3	82	1	94	78	16	62	275	8.6
Diaz, Lisa	34	15	799	23.5	114	236	.483	3	10	.300	37	53	.698	31	60	91	2.7	74	0	120	104	5	35	268	7.9
Hawkins, Beverly	34	10	534	15.7	53	122	.434	0	1	.000	13	21	.619	38	62	100	2.9	46	0	27	52	6	21	119	3.5
Glass, Peggy	31	16	366	11.8	34	81	.420	0	0	—	17	36	.472	39	45	84	2.7	60	2	14	25	3	5	85	2.7
Raab, Dawn	34	3	524	15.4	24	71	.338	9	28	.321	18	33	.545	3	32	35	1.0	41	0	56	69	1	22	75	2.2
Glass, Laura	32	3	317	9.9	32	74	.432	0	0	—	9	17	.529	25	44	69	2.2	31	0	6	23	3	5	73	2.3
David, Sherry	14	0	88	6.3	9	25	.360	1	3	.333	10	14	.714	1	11	12	0.9	7	0	10	11	3	10	29	2.1
Frazier, Lorraine	21	2	134	6.4	9	26	.346	0	0	—	6	12	.500	11	13	24	1.1	24	0	8	14	1	5	24	1.1
Gardner, Ann	12	0	56	4.7	8	27	.296	0	0	—	4	10	.400	12	6	18	1.5	6	0	0	8	0	2	20	1.7
Howard, Natalie	5	0	32	6.4	7	14	.500	0	0	—	1	2	.500	3	4	7	1.4	2	0	1	4	0	2	15	3.0
Parker, Tracey	2	0	3	1.5	0	2	.000	0	0	—	1	2													

YEAR-BY-YEAR STATISTICS

1988-89

Player	GP	GS	Min	Avg	FG	FGA	Pct	3FG	FGA	Pct	FT	FTA	Pct	Off	Def	Tot	Avg	PF	FO	A	TO	Blk	Stl	Pts	Avg
Hunt, Beth	30	30	915	30.5	242	420	.576	1	11.000	107	141	.759	107	169	276	9.2	78	2	42	99	20	52	592	19.7	
Banner, Schonna	30	30	891	29.7	192	344	.558	0	0	—	51	80	.638	71	154	225	7.5	89	3	23	44	29	39	435	14.5
Parker, Martha	30	30	1043	34.8	143	255	.561	1	5	.200	119	150	.793	50	122	172	5.7	96	1	146	88	0	73	406	13.5
Diaz, Lisa	30	29	911	30.4	161	297	.542	1	3	.333	51	69	.739	32	43	75	2.5	57	0	174	85	7	52	374	12.5
Middleton, Karen	30	3	810	27.0	131	283	.463	51	112	.455	12	19	.632	18	51	69	2.3	33	0	90	53	6	32	325	10.8
Hawkins, Beverly	29	0	478	16.5	48	109	.440	0	0	—	26	38	.684	32	44	76	2.6	35	1	25	30	14	23	122	4.2
David, Sherry	30	28	625	20.8	29	67	.433	0	0	—	12	20	.600	4	35	39	1.3	73	2	93	85	1	26	70	2.3
Joyner, Lori	17	0	125	7.4	12	30	.400	0	0	—	11	16	.688	1	5	6	0.4	12	0	17	16	1	6	35	2.1
Gardner, Ann	17	0	114	6.7	11	29	.379	0	0	—	7	8	.875	9	12	21	1.2	9	0	3	2	1	2	29	1.7
McMillian, Treka	10	0	72	7.2	4	14	.286	0	0	—	4	12	.333	8	17	25	2.5	9	0	3	2	1	2	12	1.2
Parker, Tracey	4	0	16	4.0	3	4	.750	0	0	—	1	2	.500	0	0	0	0.0	1	0	2	1	0	1	7	1.8
Total.....	30				976	1852	.527	54	121	.446	401	555	.723	332	652	1068	35.6	492	9	618	510	81	310	2407	80.2
Opponents.....	30				808	1866	.433	50	146	.342	323	494	.654	384	556	1057	35.2	518	11	437	613	46	258	1989	66.3

1989-90

Player	GP	GS	Min	Avg	FG	FGA	Pct	3FG	FGA	Pct	FT	FTA	Pct	Off	Def	Tot	Avg	PF	FO	A	TO	Blk	Stl	Pts	Avg
Hunt, Beth	33	33	1054	31.9	316	547	.578	1	8	.125	115	171	.673	107	230	337	10.2	73	1	55	95	21	52	748	22.7
Middleton, Karen	33	33	1139	34.5	163	327	.498	76	162	.469	35	49	.714	36	112	148	4.5	63	2	105	70	2	42	437	13.2
Banner, Schonna	33	33	1051	31.8	181	317	.571	0	0	—	55	82	.671	80	174	254	7.7	90	1	35	48	25	36	417	12.6
Diaz, Lisa	33	33	1100	33.3	176	374	.471	0	1	.000	45	55	.818	31	57	88	2.7	63	1	138	88	1	52	397	12.0
Williams, Marsha	33	0	430	13.0	57	131	.435	0	0	—	42	65	.646	65	87	152	4.6	84	3	3	43	6	11	156	4.7
David, Sherry	32	32	905	28.3	47	123	.382	1	2	.500	22	34	.647	7	40	47	1.5	87	1	161	109	2	59	117	3.7
Joyner, Lori	33	0	430	13.0	42	112	.375	8	22	.364	20	36	.556	3	27	30	0.9	40	0	52	57	0	23	112	3.4
McMillian, Treka	21	1	217	10.3	9	18	.500	0	0	—	16	25	.640	27	47	74	3.5	13	0	3	12	0	4	34	1.6
Murray, Michelle	14	0	90	6.4	9	24	.375	0	0	—	4	12	.333	15	15	30	2.1	19	0	1	1	3	1	22	1.6
Gardner, Ann	18	0	168	9.3	9	39	.231	0	0	—	4	8	.500	9	22	31	1.7	12	0	13	13	1	4	22	1.2
Hawkins, Beverly	13	0	91	7.0	5	24	.208	0	0	—	4	9	.444	8	15	23	1.8	6	0	6	19	0	2	14	1.1
Total.....	33				1014	2036	.498	86	195	.441	362	546	.663	388	826	1328	40.2	550	9	572	564	61	286	2476	75.0
Opponents.....	33				822	2040	.403	80	262	.305	365	544	.671	366	664	1131	34.3	558	15	437	557	47	265	2089	63.3

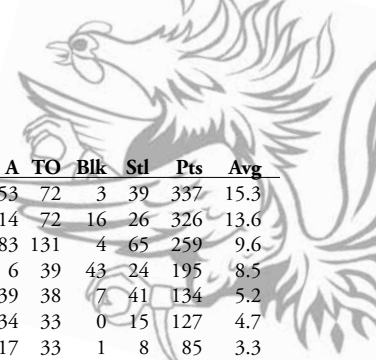
1990-91

Player	GP	GS	Min	Avg	FG	FGA	Pct	3FG	FGA	Pct	FT	FTA	Pct	Off	Def	Tot	Avg	PF	FO	A	TO	Blk	Stl	Pts	Avg
Middleton, Karen	31	31	1134	36.6	187	437	.428	115	265	.434	55	67	.821	50	97	147	4.7	56	0	122	85	1	52	544	17.5
Williams, Marsha	31	30	947	30.5	209	440	.475	0	0	—	87	128	.680	126	177	303	9.8	95	4	24	85	19	17	505	16.3
Joyner, Lori	30	28	907	30.2	184	391	.471	11	48	.229	105	139	.755	18	69	87	2.9	67	3	97	94	0	51	484	16.1
Murray, Michelle	31	0	599	19.3	56	145	.386	0	0	—	28	70	.400	71	130	201	6.5	57	0	4	37	53	4	140	4.5
David, Sherry	30	28	842	28.1	49	133	.368	2	4	.500	39	51	.765	12	50	62	2.1	74	1	160	107	9	55	139	4.6
Bass, Nicki	28	0	401	14.3	44	115	.383	32	83	.386	13	20	.650	9	14	23	0.8	40	0	22	31	0	13	133	4.8
Gardner, Ann	30	7	522	17.4	49	118	.415	26	71	.366	7	13	.538	28	70	98	3.3	29	0	26	26	1	16	131	4.4
McMillian, Treka	31	30	749	24.2	30	71	.423	0	1	.000	27	59	.458	98	105	203	6.5	56	0	11	28	5	20	87	2.8
Moss, Wendy	12	0	79	6.6	9	23	.391	3	9	.333	4	5	.800	5	8	13	1.1	5	0	6	1	1	3	25	2.1
Hawkins, Beverly	11	1	60	5.5	9	15	.600	0	0	—	5	11	.455	12	9	21	1.9	5	0	0	5	2	3	23	2.1
Wilkins, Shayla	2	0	10	5.0	0	3	.000	0	0	—	0	0	—	1	0	1	0.5	0	0	1	2	0	1	0	0.0
Total.....	31				826	1891	.437	189	481	.393	370	563	.657	430	729	1304	42.1	484	8	473	501	91	235	2211	71.3
Opponents.....	31				781	1971	.396	91	328	.277	326	470	.694	402	628	1141	36.8	527	14	399	483	68	230	1979	63.8

1991-92

Player	GP	GS	Min	Avg	FG	FGA	Pct	3FG	FGA	Pct	FT	FTA	Pct	Off	Def	Tot	Avg	PF	FO	A	TO	Blk	Stl	Pts	Avg
Williams, Marsha	28	28	924	33.0	236	508	.465	0	0	—	126	200	.630	133	182	315	11.3	79	3	21	94	17	26	598	21.4
Timmons, Christi	28	28	932	33.3	107	299	.358	84	241	.349	28	37	.757	10	71	81	2.9	50	1	102	104	11	60	326	11.6
Bass, Nicki	28	26	857	30.6	52	164	.317	31	92	.337	81	196	.413	13	40	53	1.9	82	2	96	137	3	33	216	7.7
Randall, Jenny	24	13	509	21.2	63	159	.396	19	50	.380	40	58	.690	32	51	83	3.5	62	2	38	57	10	16	185	7.7
Murray, Michelle	28	3	555	19.8	50	124	.403	0	0	.000	30	66	.455	84	112	196	7.0	56	0	5	31	49	22	130	4.6
Moss, Wendy	28	3	362	12.9	36	97	.371	12	38	.316	9	13	.692	13	24	37	1.3	12	0	23	35	2	12	93	3.3
Wilkins, Shayla	28	9	409	14.6	32	83	.386	2	7	.286	21	30	.700	35	37	72	2.6	24	0	21	42	3	30	87	3.1
McMillian, Treka	27	25	668	24.7	19	49	.388	0	0	—	19	39	.487	70	92	162	6.0	70	2	13	25	3	25	57	2.1
Canty, Brit	28	5	409	14.6	19	69	.275	1	6	.167	6	15	.400	9	24	33	1.2	26	0	38	67	1	23	45	1.6
TEAM.....																103	3.6								
Total.....	28				614	1552	.396	149	434	.343	360	564	.638	399	633	1135	40.5	461	10	357	592	99	247	1737	62.0
Opponents.....	28				646	1659	.389	88	299	.294	317	477	.665	359	578	1063</									

YEAR-BY-YEAR STATISTICS



1992-93

Player	GP	GS	Min	Avg	FG	FGA	Pct	3FG	FGA	Pct	FT	FTA	Pct	Off	Def	Tot	Avg	PF	FO	A	TO	Blk	Stl	Pts	Avg	
Joyner, Lori	22	22	706	32.1	114	295	.386	5	32	.156	104	135	.770	19	55	74	3.4	61	2	53	72	3	39	337	15.3	
Williams, Marsha	24	22	771	32.1	131	310	.423	0	0	—	64	120	.533	103	153	256	10.7	60	2	14	72	16	26	326	13.6	
Johnson, Shannon	27	27	715	26.5	89	212	.420	18	50	.360	63	87	.724	30	68	98	3.6	81	3	83	131	4	65	259	9.6	
Murray, Michelle	23	22	627	27.3	80	164	.488	0	0	—	35	61	.574	84	120	204	8.9	53	0	6	39	43	24	195	8.5	
Timmons, Christi	26	15	532	20.5	46	146	.315	30	111	.270	12	14	.857	10	28	38	1.5	35	1	39	38	7	41	134	5.2	
Bass, Nicki	27	12	477	17.7	38	140	.271	29	112	.259	22	32	.688	12	20	32	1.2	33	0	34	33	0	15	127	4.7	
Randall, Jenny	26	5	344	13.2	30	98	.306	13	46	.283	12	15	.800	14	42	56	2.2	28	0	17	33	1	8	85	3.3	
Gullett, Erica	26	8	365	14.0	28	74	.378	0	0	—	26	48	.542	36	54	90	3.5	33	0	5	20	5	11	82	3.2	
McDaniel, Malinda	25	2	242	9.7	22	44	.500	0	0	—	16	30	.533	29	34	63	2.5	19	0	1	20	2	11	60	2.4	
Funderburk, Natalie	19	0	200	10.5	7	24	.292	1	2	.500	13	23	.565	4	12	16	0.8	17	0	28	21	1	9	28	1.5	
Kelly, Cindy	17	0	154	9.1	8	16	.500	0	0	—	7	16	.438	14	28	42	2.5	11	0	1	2	2	6	23	1.4	
Moss, Wendy	8	0	62	7.8	8	14	.571	2	4	.500	4	5	.800	5	3	8	1.0	0	0	2	3	0	5	22	2.8	
Wilkins, Shayla	14	0	85	6.1	8	30	.267	1	2	.500	3	8	.375	9	3	12	0.9	17	0	4	10	2	7	20	1.4	
Canty, Brit	19	0	140	7.4	7	29	.241	0	1	.000	4	10	.400	13	12	25	1.3	15	0	6	12	8	8	18	0.9	
TEAM.....	106																									
Total.....	27				616	1596	.386	99	360	.275	385	604	.637	382	632	1120	41.5	463		293	506	94	275	1716	63.6	
Opponents.....	27				649	1676	.387	103	307	.336	275	443	.621	430	708	1138	42.1	550		342	526	62	250	1676	62.1	

1993-94

Player	GP	GS	Min	Avg	FG	FGA	Pct	3FG	FGA	Pct	FT	FTA	Pct	Off	Def	Tot	Avg	PF	FO	A	TO	Blk	Stl	Pts	Avg	
Johnson, Shannon	27	27	834	30.9	231	506	.457	44	111	.396	128	186	.688	65	95	160	5.9	95	1	133	117	17	64	634	23.5	
Timmons, Christi	26	2	724	27.8	100	288	.347	79	244	.324	19	27	.704	29	75	104	4.0	64	2	60	45	9	42	298	11.5	
Randall, Jenny	27	27	660	24.4	101	280	.361	40	122	.328	51	59	.864	40	72	112	4.1	92	5	27	50	7	22	293	10.9	
Bass, Nicki	27	26	634	23.5	70	210	.333	60	183	.328	35	40	.875	12	17	29	1.1	54	2	36	36	0	16	235	8.7	
McDaniel, Malinda	27	25	634	23.5	95	178	.534	0	0	—	35	76	.461	88	132	220	8.1	73	3	10	52	5	29	225	8.3	
Kelly, Cindy	26	2	409	15.7	56	122	.459	6	22	.273	27	40	.675	34	72	106	4.1	51	0	2	13	20	8	145	5.6	
Funderburk, Natalie	27	26	680	25.2	33	97	.340	13	41	.317	35	66	.530	10	65	75	2.8	53	0	96	76	1	34	114	4.2	
Wilkins, Shayla	27	0	372	13.8	33	71	.465	1	3	.333	14	32	.438	47	61	108	4.0	42	1	13	26	3	10	81	3.0	
Canty, Brit	25	1	307	12.3	30	78	.385	1	5	.200	13	23	.565	38	28	66	2.6	35	0	21	29	4	17	74	3.0	
Moss, Wendy	17	0	78	4.6	9	20	.450	4	13	.308	1	1	1.000	8	12	20	1.2	7	0	8	7	1	5	23	1.4	
Gullett, Erica	4	0	74	18.5	9	21	.429	0	0	—	4	7	.571	8	14	22	5.5	6	0	1	5	2	1	22	5.5	
TEAM.....	115																									
Total.....	27				767	1871	.410	248	744	.333	362	557	.650	379	643	1137	42.1	572		407	456	69	248	2144	79.4	
Opponents.....	27				743	1743	.426	134	401	.334	403	622	.648	448	803	1251	46.3	517		424	539	71	197	2023	74.9	

1994-95

Player	GP	GS	Min	Avg	FG	FGA	Pct	3FG	FGA	Pct	FT	FTA	Pct	Off	Def	Tot	Avg	PF	FO	A	TO	Blk	Stl	Pts	Avg	
Johnson, Shannon	27	27	973	36.0	214	497	.431	64	182	.352	154	227	.678	62	110	172	6.4	91	4	138	99	18	57	646	23.9	
Kelly, Cindy	27	27	687	25.4	114	232	.491	9	34	.265	54	78	.692	62	73	135	5.0	75	2	12	40	7	9	291	10.8	
Randall, Jenny	27	27	856	31.7	109	280	.389	32	101	.317	35	49	.714	64	102	166	6.1	91	5	40	60	8	35	285	10.6	
Timmons, Christi	27	27	874	32.4	90	281	.320	46	198	.232	18	38	.474	33	83	116	4.3	65	4	84	56	9	61	244	9.0	
Funderburk, Natalie	27	27	912	33.8	39	148	.264	11	60	.183	53	77	.688	10	91	101	3.7	66	2	126	87	1	50	142	5.3	
Ramsey, Audrey	27	0	406	15.0	53	125	.424	13	44	.295	21	35	.600	41	42	83	3.1	36	0	9	20	3	8	140	5.2	
Godfrey, Heather	27	0	436	16.1	46	122	.377	43	106	.406	0	1	.000	18	24	42	1.6	28	0	21	28	0	4	135	5.0	
Thompson, Tenna	24	0	234	9.8	25	51	.490	0	0	—	7	15	.467	13	33	46	1.9	47	1	1	21	3	6	57	2.4	
Gill, E	5	0	10	2.0	0	1	.000	0	0	—	0	1	.000	1	1	2	0.4	0	0	0	2	0	1	0	0.0	
TEAM.....	116																									
Total.....	27				690	1737	.397	218	725	.301	342	521	.656	304	559	979	36.3	499		431	413	49	231	1940	71.9	
Opponents.....	27				753	1711	.440	149	448	.333	396	554	.715	425	800	1225	45.4	499		418	509	47	208	2051	76.0	

1995-96

Player	GP	GS	Min	Avg	FG	FGA	Pct	3FG	FGA	Pct	FT	FTA	Pct	Off	Def	Tot	Avg	PF	FO	A	TO	Blk	Stl	Pts	Avg
Johnson, Shannon	28	27	973	34.8	238	544	.438	82	202	.406	133	179	.743	44	123	167	6.0	86	1	113	104	20	74	691	24.7
Miars, Nikki	26	19	714	27.5	89	217	.410	18	53	.340	46	67	.687	31	58	89	3.4	42	0	45	52	6	29	242	9.3
Williams, Lisa	28	9	621	22.2	82	234	.350	24	75	.320	32	50	.640	38	56	94	3.4	55	0	54	65	10	38	220	7.9
Kelly, Cindy	28	28	704	25.1	73	180	.406	9	38	.237	33	49	.673	74	80	154	5.5	60	0	10	35	6	9	188	6.7
Hickey, Trese	27	25	580	21.5	81	187	.433	0	0	.000	18	45	.400	72	105	177	6.6	84	1	11	41	7	31	180	6.7
Godfrey, Heather	28	1	348	12.4	53	140	.379	43	121	.355	2	21	.000	9	29	38	1.4	7	0	14	29	2	7	151	5.4
Funderburk, Natalie	28	28	898	32.1	39	152	.257	24	90	.267	28	51	.549	5	84	89	3.2	48	0	127	76	1	47	130	4.6
Ramsey, Audrey	28	2	476	17.0	33	109	.303	6	22	.273	39	52	.750	54	69	123	4.4	29	0	13	15	2	11	111	4.0
Carr, Donna	18	1	215	11.9	21	40	.525	0	0	—	16	24	.667	25	33	58	3.2	32	0	9	12	5	13	58	3.2
Thompson, Tenna	11	0	101	9.2	10	22	.455	0	0	—	2	4	.500	9	12										

YEAR-BY-YEAR STATISTICS

1996-97

Player	GP	GS	Min	Avg	FG	FGA	Pct	3FG	FGA	Pct	FT	FTA	Pct	Off	Def	Tot	Avg	PF	FO	A	TO	Blk	Stl	Pts	Avg
Miars, Nikki	27	27	956	35.4	125	358	.349	30	102	.294	124	152	.816	24	90	114	4.2	48	1	86	122	1	54	404	15.0
Williams, Lisa	27	25	724	26.8	83	231	.359	16	64	.250	79	99	.798	41	66	107	4.0	67	0	57	115	7	48	261	9.7
Lester, Annie	27	18	623	23.1	103	222	.464	0	0	—	36	50	.720	65	115	180	6.7	68	2	6	23	12	43	242	9.0
White, Zenovia	27	27	630	23.3	61	167	.365	0	2	.000	19	39	.487	58	44	102	3.8	72	3	28	74	4	30	141	5.2
Ramsey, Audrey	27	12	521	19.3	48	102	.471	0	1	.000	43	62	.694	55	79	134	5.0	34	0	11	25	2	14	139	5.1
Jeffcoat, Shanta	27	0	461	17.1	42	126	.333	6	26	.231	43	61	.705	21	45	66	2.4	41	0	39	70	4	25	133	4.9
Godfrey, Heather	27	2	384	14.2	43	147	.293	33	131	.252	1	4	.250	21	28	49	1.8	10	0	35	47	2	11	120	4.4
Lee, Rachell	24	10	447	18.6	46	110	.418	0	0	—	23	45	.511	36	57	93	3.9	75	3	7	28	23	17	115	4.8
Carr, Donna	18	14	338	18.8	29	65	.446	0	1	.000	20	49	.408	45	67	112	6.2	43	4	16	24	9	15	78	4.3
Key, Casie	17	0	91	5.4	9	27	.333	0	0	—	3	14	.214	12	25	37	2.2	9	0	4	6	7	5	21	1.2
Hadwin, Sara	15	0	67	4.5	8	16	.500	1	2	.500	2	4	.500	1	5	6	0.4	5	0	10	13	0	5	19	1.3
Keppeler, Lynette	21	0	158	7.5	7	30	.233	0	0	—	3	10	.300	8	18	26	1.2	19	0	2	17	5	6	17	0.8
TEAM.....																121						33			
Total.....	27				604	1601	.377	86	329	.261	396	589	.672	387	639	1147	42.5	491		301	597	76	273	1690	62.6
Opponents.....	27				671	1643	.408	118	374	.316	378	570	.663	378	677	1055	39.1	511		413	514	90	300	1838	68.1

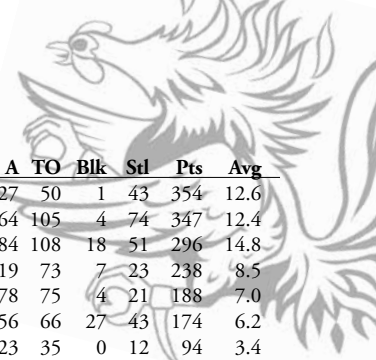
1997-98

Player	GP	GS	Min	Avg	FG	FGA	Pct	3FG	FGA	Pct	FT	FTA	Pct	Off	Def	Tot	Avg	PF	FO	A	TO	Blk	Stl	Pts	Avg
Lester, Annie	28	28	862	30.8	190	424	.448	0	1	.000	115	148	.777	108	139	247	8.8	103	8	21	46	1	76	495	17.7
Miars, Nikki	28	28	1072	38.3	107	284	.377	33	105	.314	105	145	.724	17	66	83	3.0	66	2	139	135	3	63	352	12.6
Williams, Lisa	28	28	880	31.4	127	350	.363	26	109	.239	66	92	.717	58	78	136	4.9	105	7	103	99	9	64	346	12.4
Carr, Donna	27	25	685	25.4	74	181	.409	0	0	—	31	75	.413	83	109	192	7.1	92	5	47	60	10	45	179	6.6
White, Zenovia	28	28	805	28.8	75	181	.414	0	6	.000	21	40	.525	74	52	126	4.5	99	7	53	74	2	25	171	6.1
Godfrey, Heather	26	0	426	16.4	43	132	.326	40	122	.328	4	9	.444	12	34	46	1.8	26	0	29	39	0	5	130	5.0
Ramsey, Audrey	28	2	413	14.8	41	112	.366	1	3	.333	32	58	.552	30	40	70	2.5	31	0	13	25	3	11	115	4.1
Lee, Rachell	25	1	195	7.8	26	59	.441	0	0	.000	26	40	.650	15	17	32	1.3	38	0	1	15	8	7	78	3.1
Jeffcoat, Shanta	24	0	184	7.7	21	55	.382	4	18	.222	10	17	.588	6	17	23	1.0	21	0	19	21	1	5	56	2.3
Key, Casie	15	0	47	3.1	9	21	.429	0	0	—	1	5	.200	7	8	15	1.0	14	1	0	10	1	1	19	1.3
Hadwin, Sara	7	0	21	3.0	4	5	.800	2	21	.000	0	1	.000	2	3	5	0.7	4	0	2	3	0	1	10	1.4
Lewis, Elin	2	0	7	3.5	0	1	.000	0	1	.000	0	0	—	0	0	0	0.0	0	0	1	1	0	0	0	0.0
TEAM.....																120									
Total.....	28				717	1805	.397	106	367	.289	411	630	.652	411	561	1092	39.0	599	30	428	543	38	202	1951	69.7
Opponents.....	28				740	1619	.457	92	275	.335	455	677	.672	377	750	1127	40.3	567		411	605	92	227	2027	72.4

1998-99

Player	GP	GS	Min	Avg	FG	FGA	Pct	3FG	FGA	Pct	FT	FTA	Pct	Off	Def	Tot	Avg	PF	FO	A	TO	Blk	Stl	Pts	Avg	
Lester, Annie	27	27	797	29.5	156	346	.451	5	31	.161	80	115	.696	100	113	213	7.9	100	9	21	57	5	53	397	14.7	
Penn, Jocelyn	27	13	685	25.4	130	247	.526	0	0	—	91	132	.689	81	94	175	6.5	84	1	41	62	2	79	351	13.0	
Gortman, Shaunzinski	27	25	745	27.6	118	314	.376	12	56	.214	53	90	.589	57	80	137	5.1	88	6	61	104	4	47	301	11.1	
Williams, Lisa	27	26	774	28.7	95	264	.360	33	111	.297	49	73	.671	51	50	101	3.7	84	6	99	83	3	63	272	10.1	
Miars, Nikki	27	26	969	35.9	75	233	.322	33	105	.314	82	110	.745	20	63	83	3.1	66	2	116	98	2	65	265	9.8	
Segres, Shannon	27	15	534	19.8	73	185	.395	2	11	.182	70	93	.753	43	56	99	3.7	77	1	18	55	4	26	218	8.1	
Hill, Crishna	27	3	516	19.1	37	117	.316	10	52	.192	12	21	.571	27	40	67	2.5	58	1	36	43	3	28	96	3.6	
Jeffcoat, Shanta	24	0	238	9.9	19	51	.373	2	16	.125	17	20	.850	17	14	31	1.3	22	0	23	21	3	16	57	2.4	
Key, Casie	20	0	123	6.2	17	39	.436	0	0	—	3	8	.375	15	22	37	1.9	19	1	0	15	0	7	37	1.9	
Ajanovic, Ines	4	0	19	4.8	2	7	.286	0	0	—	4	4	1.000	1	1	2	0.5	2	0	0	4	1	0	8	2.0	
Total.....	27				722	1803	.400	97	383	.253	461	666	.692	465	594	1059	39.2	600	27	415	547	27	384	2002	74.1	
Opponents.....	27				725	1506	.481	105	267	.393	412	637	.647	332	715	1047	38.8	553		0	703	703	82	232	1967	72.9

YEAR-BY-YEAR STATISTICS



1999-2000

Player	GP	GS	Min	Avg	FG	FGA	Pct	3FG	FGA	Pct	FT	FTA	Pct	Off	Def	Tot	Avg	PF	FO	A	TO	Blk	Stl	Pts	Avg
Lester, Annie	28	23	728	26.0	126	258	.488	0	3	.000	102	142	.718	75	70	145	5.2	73	4	27	50	1	43	354	12.6
Penn, Jocelyn	28	15	721	25.8	127	230	.552	0	1	.000	93	138	.674	70	101	171	6.1	75	1	64	105	4	74	347	12.4
Gortman, Shaunzinski	20	20	578	28.9	116	248	.468	13	34	.382	51	85	.600	25	87	112	5.6	63	2	84	108	18	51	296	14.8
Segres, Shannon	28	18	570	20.4	90	200	.450	7	29	.241	51	64	.797	44	67	111	4.0	72	2	19	73	7	23	238	8.5
Morrone, Kelly	27	9	691	25.6	64	186	.344	50	135	.370	10	15	.667	11	47	58	2.1	39	0	78	75	4	21	188	7.0
Ujhelyi, Petra	28	24	732	26.1	70	179	.391	1	8	.125	33	44	.750	54	126	180	6.4	79	1	56	66	27	43	174	6.2
Ajanovic, Ines	28	6	357	12.8	34	96	.354	16	53	.302	10	21	.476	24	37	61	2.2	31	1	23	35	0	12	94	3.4
Hill, Crishna	28	6	473	16.9	31	108	.287	13	55	.236	12	20	.600	22	22	44	1.6	50	0	29	35	0	12	87	3.1
Jeffcoat, Shanta	28	18	553	19.8	26	81	.321	8	31	.258	24	34	.706	28	17	45	1.6	42	0	44	54	3	16	84	3.0
Hoglund, Linda	19	0	128	6.7	10	37	.270	6	22	.273	0	3	.000	6	8	14	0.7	17	0	6	9	2	7	26	1.4
Key, Casie	14	1	55	3.9	3	12	.250	0	0	—	3	5	.600	3	8	11	0.8	6	0	3	6	0	0	9	0.6
Plemons, Andrea	7	0	31	4.4	2	6	.333	0	1	.000	2	2	1.000	0	3	3	0.4	5	0	4	3	0	1	6	0.9
Hollosy, Viktoria	1	0	8	8.0	0	2	.000	0	0	—	0	0	—	0	0	0	0.0	1	0	1	0	0	0	0	0.0
TEAM.....														56	81	137	4.9				11				
Total.....	28				699	1643	.425	114	372	.306	391	573	.682	418	674	1092	39.0	553	11	438	630	67	313	1903	68.0
Opponents.....	28				690	1607	.429	98	309	.317	380	589	.645	352	615	967	34.5	495	13	405	582	76	294	1858	66.4

2000-01

Player	GP	GS	Min	Avg	FG	FGA	Pct	3FG	FGA	Pct	FT	FTA	Pct	Off	Def	Tot	Avg	PF	FO	A	TO	Blk	Stl	Pts	Avg
Geter, Teresa	27	25	800	29.6	113	190	.595	12	25	.480	74	99	.747	52	124	176	6.5	69	2	55	72	58	54	312	11.6
Troina, Tatyana	28	18	669	23.9	104	267	.390	44	138	.319	47	63	.746	62	63	125	4.5	66	2	45	64	9	24	299	10.7
Gortman, Shaunzinski	27	26	843	31.2	112	293	.382	34	105	.324	40	57	.702	32	106	138	5.1	73	2	80	98	10	52	298	11.0
Anaz, Nihan	28	13	733	26.2	96	228	.421	18	57	.316	46	68	.979	30	30	60	2.1	55	2	68	81	1	17	256	9.1
Ujhelyi, Petra	28	26	651	23.3	96	207	.464	0	2	.000	44	81	.543	53	124	177	6.3	89	5	42	59	23	33	236	8.4
Segres, Shannon	28	2	453	16.2	55	143	.385	8	21	.381	33	48	.688	46	81	127	4.5	61	1	6	42	3	14	151	5.4
Ajanovic, Ines	26	1	275	10.6	35	75	.467	13	26	.500	16	29	.552	29	46	75	2.9	31	0	16	34	1	9	99	3.8
Strohm, Daniela	27	8	392	14.5	28	81	.346	13	37	.351	8	9	.889	2	10	12	0.4	36	2	11	33	0	5	77	2.9
Ciocan, Cristina	28	18	556	19.9	31	83	.373	2	15	.133	9	16	.563	12	47	59	2.1	56	2	81	78	7	39	73	2.6
Hoglund, Linda	16	0	79	4.9	9	21	.429	2	7	.286	5	6	.833	5	5	10	0.6	9	0	5	6	1	4	25	1.6
Szakacs, Ildiko	13	0	94	7.2	7	23	.304	2	12	.167	4	4	1.000	2	9	11	0.8	9	0	5	6	1	4	20	1.5
Hollosy, Viktoria	3	1	5	1.7	1	2	.500	0	0	—	0	0	—	0	0	0	0.0	1	0	0	1	0	0	2	0.7
Hill, Crishna	4	1	25	6.3	1	5	.200	0	2	.000	0	0	—	0	0	0	0.0	4	0	0	2	0	0	2	0.5
Cook, Tasha	5	1	24	4.8	1	2	.500	0	0	—	0	0	—	0	0	0	0.0	1	0	3	1	0	0	2	0.4
Murry, Melanie	1	0	1	1.0	0	1	.000	0	0	—	0	0	—	0	0	0	0.0	0	0	0	0	0	0	0	0.0
TEAM.....														48	63	111	4.0				11				
Total.....	28				689	1324	.520	148	447	.331	326	480	.679	370	708	1078	38.5	560	18	414	589	113	254	1852	66.1
Opponents.....	28				677	1680	.403	134	419	.320	415	621	.668	409	647	1056	37.7	450	9	416	498	73	266	1903	68.0

2001-02

Player	GP	GS	Min	Avg	FG	FGA	Pct	3FG	FGA	Pct	FT	FTA	Pct	Off	Def	Tot	Avg	PF	FO	A	TO	Blk	Stl	Pts	Avg
Penn, Jocelyn	32	31	991	31.0	218	351	.621	0	0	.000	89	140	.636	94	121	214	6.7	83	3	53	74	2	94	525	16.4
Gortman, Shaunzinski	31	29	982	31.7	176	414	.425	52	143	.364	68	102	.667	56	133	189	6.1	73	2	93	89	7	62	472	15.2
Geter, Teresa	28	23	720	25.7	94	195	.482	0	6	.000	69	85	.812	62	115	177	6.3	68	2	46	48	41	44	257	9.2
Troina, Tatyana	31	4	566	18.3	86	210	.410	48	135	.356	15	24	.625	45	48	93	3.0	59	1	34	46	7	25	235	7.6
Ujhelyi, Petra	32	28	830	25.9	93	215	.433	0	6	.000	32	66	.485	58	131	189	5.9	87	3	64	56	45	57	218	6.8
Ciocan, Cristina	30	29	852	28.4	80	192	.417	17	40	.425	25	46	.543	16	51	67	2.2	77	1	185	102	5	68	202	6.7
Morrone, Kelly	30	4	646	21.5	60	166	.361	45	127	.354	15	29	.517	16	45	61	2.0	29	0	63	57	1	27	180	6.0
Ajanovic, Ines	28	4	262	9.4	40	97	.412	6	27	.222	14	25	.560	23	28	51	1.8	26	0	12	32	3	5	100	3.6
Segres, Shannon	30	6	292	9.7	25	66	.379	0	7	.000	23	37	.622	33	43	76	2.5	32	0	13	23	3	9	73	2.4
Hill, Crishna	21	2	145	6.9	11	30	.367	3	13	.231	4	6	.667	11	7	18	0.9	13	0	12	7	1	7	29	1.4
Reese, Tonisha	9	0	37	4.1	6	22	.273	1	12	.083	3	6	.500	2	4	6	0.7	2	0	4	5	0	0	16	1.8
Redd, Vania	10	0	54	5.4	4	12	.333	0	0	.000	6	6	1.000	5	3	8	0.8	5	0	4	2	0	4	14	1.4
Hoglund, Linda	12	0	47	3.9	5	17	.294	2	8	.250	2	4	.500	2	6	8	0.7	6	0	3	7	0	4	14	1.2
Murry, Melanie	2	0	1	0.5	0	0	.000	0	0	.000	0	0	.000	0	0	0	0.0	0	0	0	0	0	0	0	0.0
TEAM.....														45	64	109	3.4				9				
Total.....	32				898	1987	.452	174	524	.332	365	576	.634	468	799	1267	39.6	560	12	586	557	115	406	2335	73.0
Opponents.....	32				719	1816	.396	144	462	.312	400	563	.710	394	736	1130	35.3	511	8	386	626	72	257	1982	61.9

YEAR-BY-YEAR STATISTICS

2002-03

Player	GP	GS	Min	Avg	FG	FGA	Pct	3FG	FGA	Pct	FT	FTA	Pct	Off	Def	Tot	Avg	PF	FO	A	TO	Blk	Stl	Pts	Avg
Penn, Jocelyn	30	30	1088	36.3	282	449	.628	14	37	.378	138	194	.711	100	142	242	8.1	91	3	58	107	1	112	716	23.9
Ciocan, Cristina	31	31	1038	33.5	161	375	.429	42	129	.326	57	74	.770	34	100	134	4.3	88	5	207	138	6	74	421	13.6
Ujhelyi, Petra	31	31	1067	34.4	155	343	.452	5	17	.294	47	89	.528	90	198	288	9.3	84	5	102	80	48	49	362	11.7
Burgess, Sarah	28	0	511	18.3	60	147	.408	35	103	.340	32	47	.681	30	39	69	2.5	31	0	26	30	1	32	187	6.7
Morrone, Kelly	31	31	820	26.5	55	164	.335	62	189	.328	39	63	.619	69	99	168	5.4	75	3	39	66	5	33	166	5.4
Johnson, Koretha	31	31	820	26.5	55	164	.335	17	63	.270	39	63	.619	69	99	168	5.4	75	3	39	66	5	33	166	5.4
Gritsaeva, Olga	20	1	230	11.5	19	49	.388	1	6	.167	23	45	.511	25	27	52	2.6	25	0	16	9	6	7	62	3.1
Reese, Tonisha	22	0	138	6.3	22	71	.310	12	43	.279	4	6	.667	6	13	19	0.9	12	0	6	15	0	5	60	2.7
Rozzak, Kasia	21	0	156	7.4	7	23	.304	0	0	—	6	14	.429	25	30	55	2.6	22	0	0	3	2	9	20	1.0
Redd, Vania	11	0	113	10.3	6	25	.240	0	5	.000	0	1	.000	10	4	14	1.3	11	0	8	10	0	5	12	1.1
Hoglund, Linda	3	0	16	5.3	2	4	.500	1	3	.333	0	0	—	0	1	1	0.3	0	0	0	1	0	1	5	1.7
TEAM.....														47	70	117	3.8	0				9			
Total.....	31				859	1900	.452	189	595	.318	387	581	.666	457	767	1224	39.5	487	17	578	557	71	366	2294	74.0
Opponents.....	31				702	1780	.394	133	457	.291	300	466	.644	386	678	1064	33.3	501	8	412	632	87	297	1837	57.4

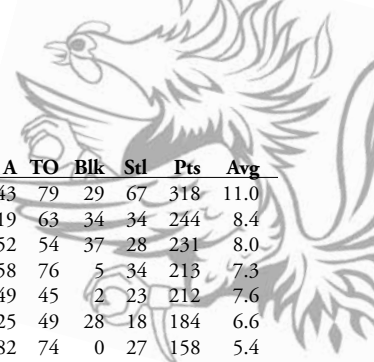
2003-04

Player	GP	GS	Min	Avg	FG	FGA	Pct	3FG	FGA	Pct	FT	FTA	Pct	Off	Def	Tot	Avg	PF	FO	A	TO	Blk	Stl	Pts	Avg
Morrone, Kelly	28	28	986	35.2	104	257	.405	81	199	.407	38	47	.809	30	70	100	3.6	47	1	82	75	2	51	327	11.7
Ciocan, Cristina	27	26	893	33.1	127	316	.402	36	110	.327	27	40	.675	40	98	138	5.1	69	0	142	133	7	46	317	11.7
Sliskovic, Iva	28	27	822	29.4	123	224	.549	1	2	.500	61	88	.693	59	141	200	7.1	95	6	45	96	26	26	308	11.0
Simms, Lauren	28	27	668	23.9	101	247	.409	20	60	.333	39	75	.520	37	30	67	2.4	74	3	31	45	4	42	261	9.3
Gritsaeva, Olga	28	25	686	24.5	92	199	.462	11	30	.367	48	98	.490	57	106	163	5.8	60	0	46	64	4	24	243	8.7
Burgess, Sarah	26	4	581	22.3	63	192	.328	37	130	.285	27	42	.643	31	60	91	3.5	47	2	49	41	4	41	190	7.3
Kulcsar, Larissa	28	3	522	18.6	51	101	.505	5	14	.357	16	44	.364	36	40	76	2.7	74	3	25	33	1	11	123	4.4
Fabbri, Lea	24	0	216	9.0	14	42	.333	4	15	.267	20	30	.667	3	21	24	1.0	24	0	21	28	0	3	52	2.2
Booker, Stacy	19	0	142	7.5	13	42	.310	6	26	.231	6	10	.600	4	7	11	0.6	15	1	3	6	2	8	38	2.0
Harris, Shannel	17	0	78	4.6	5	14	.357	1	5	.200	5	9	.556	7	9	16	0.9	9	0	3	4	3	2	16	0.9
Rozzak, Kasia	3	0	27	9.0	1	3	.333	0	0	—	2	21.000	3	5	8	2.7	0	0	0	1	0	2	4	1.3	
Tolliver, Lakesha	1	0	4	4.0	0	1	.000	0	0	—	0	0	—	1	1	2	2.0	0	0	0	0	0	0	0	0.0
TEAM.....														49	67	116	4.1	0							0
Total.....	28				694	1638	.424	202	591	.342	289	485	.596	357	655	1012	36.1	515	16	447	531	53	256	1879	67.1
Opponents.....	28				717	1677	.428	147	419	.351	371	531	.699	390	693	1083	38.7	467	-	422	493	89	275	1952	69.7

2004-05

Player	GP	GS	Min	Avg	FG	FGA	Pct	3FG	FGA	Pct	FT	FTA	Pct	Off	Def	Tot	Avg	PF	FO	A	TO	Blk	Stl	Pts	Avg
Simms, Lauren	26	26	730	28.1	122	293	.416	18	78	.231	44	66	.667	47	52	99	3.8	59	1	43	63	3	32	306	11.8
Booker, Stacy	29	12	709	24.4	86	247	.348	35	116	.302	39	58	.672	43	65	108	3.7	46	0	50	57	0	26	246	8.5
Johnson, Melanie	28	9	543	19.4	86	182	.473	0	2	.000	32	75	.427	75	114	189	6.8	67	2	34	75	54	62	204	7.3
Sliskovic, Iva	29	23	651	22.4	74	162	.457	0	4	.000	45	65	.692	48	122	170	5.9	61	0	36	43	30	25	193	6.7
Burgrova, Ilona	29	19	648	22.3	65	163	.399	0	1	.000	44	67	.657	40	73	113	3.9	51	1	23	57	25	24	174	6.0
Hunter, Angela	29	8	478	16.5	51	166	.307	33	122	.270	26	35	.743	11	39	50	1.7	32	0	40	54	0	12	161	5.6
Fabbri, Lea	24	18	605	25.2	41	119	.345	21	71	.296	17	23	.739	7	35	42	1.8	54	1	72	93	0	27	120	5.0
Gritsaeva, Olga	29	12	549	18.9	25	105	.238	12	61	.197	25	42	.595	33	70	103	3.6	28	0	41	45	11	14	87	3.0
Kulcsar, Larissa	26	4	277	10.7	32	75	.427	0	1	.000	15	35	.429	20	31	51	2.0	38	1	14	33	4	9	79	3.0
Tolliver, Lakesha	24	3	232	9.7	21	55	.382	0	1	.000	17	28	.607	17	38	55	2.3	31	0	4	21	42	7	59	2.5
Harris, Shannel	28	11	355	12.7	15	57	.263	8	33	.242	3	5	.600	24	29	53	1.9	29	0	22	40	7	16	41	1.5
Burgess, Sarah	2	0	46	23.0	4	17	.235	1	13	.077	3	5	.600	2	5	7	3.5	5	0	5	6	0	3	12	6.0
Jones, Ebony	1	0	2	2.0	1	1	1.000	0	0	—	0	0	—	0	1	1	1.0	1	0	0	1	0	0	2	2.0
TEAM.....														64	75	139	4.8	0							
Total.....	29				623	1642	.379	128	503	.254	310	504	.615	431	749	1180	40.7	502	6	384	594	176	257	1684	58.1
Opponents.....	29				633	1731	.366	162	501	.323	369	546	.676	441	684	1125	38.8	490	-	361	493	76	315	1797	62.0

YEAR-BY-YEAR STATISTICS



2005-06

Player	GP	GS	Min	Avg	FG	FGA	Pct	3FG	FGA	Pct	FT	FTA	Pct	Off	Def	Tot	Avg	PF	FO	A	TO	Blk	Stl	Pts	Avg
Johnson, Melanie	29	12	596	20.6	127	241	.527	0	3	.000	64	92	.696	69	123	192	6.6	69	3	43	79	29	67	318	11.0
Adams, Demetress	29	12	569	19.6	94	158	.595	0	3	.000	56	83	.675	63	83	146	5.0	63	0	19	63	34	34	244	8.4
Sliskovic, Iva	29	19	641	22.1	78	159	.491	0	0	—	75	106	.708	40	123	163	5.6	53	0	52	54	37	28	231	8.0
Simms, Lauren	29	20	655	22.6	93	227	.410	13	40	.325	14	20	.700	30	52	82	2.8	54	1	58	76	5	34	213	7.3
Booker, Stacy	28	0	540	19.3	79	223	.354	38	122	.311	16	29	.552	18	51	69	2.5	33	0	49	45	2	23	212	7.6
Tolliver, Lakesha	28	1	370	13.2	69	132	.523	0	0	—	46	76	.605	33	53	86	3.1	61	3	25	49	28	18	184	6.6
Fabbri, Lea	29	24	571	19.7	48	129	.372	28	84	.333	34	42	.810	4	37	41	1.4	59	1	82	74	0	27	158	5.4
Burgrova, Ilona	29	27	552	19.0	59	119	.496	0	0	—	30	52	.577	48	77	125	4.3	57	1	27	49	34	14	148	5.1
Harris, Shannel	29	25	549	18.9	44	105	.419	3	20	.150	7	10	.700	32	40	72	2.5	48	1	33	25	9	27	98	3.4
Kulcsar, Larissa	21	0	196	9.3	28	48	.583	0	0	—	15	33	.455	14	21	35	1.7	13	0	11	16	4	11	71	3.4
Gritsaeva, Olga	26	0	281	10.8	20	59	.339	7	32	.219	3	7	.429	16	23	39	1.5	15	0	19	17	10	13	50	1.9
Dickerson, Brionna	21	0	187	8.9	16	52	.308	0	3	.000	6	11	.545	10	13	23	1.1	6	0	14	11	0	8	38	1.8
Hunter, Angela	13	0	90	6.9	7	35	.200	5	31	.161	2	4	.500	2	10	12	0.9	9	0	3	7	1	3	21	1.6
Jones, Ebony	7	0	28	4.0	6	19	.316	3	15	.200	1	11	.000	1	0	1	0.1	4	0	1	2	0	1	16	2.3
TEAM.....														67	68	135	4.7	0				7			
Total.....	29				768	1706	.450	97	353	.275	369	566	.652	447	774	1221	42.1	544	10	436	574	193	308	2002	69.0
Opponents.....	29				567	1635	.347	124	414	.300	390	585	.667	392	589	981	33.8	501	-	321	562	92	296	1648	56.8

2006-07

Player	GP	GS	Min	Avg	FG	FGA	Pct	3FG	FGA	Pct	FT	FTA	Pct	Off	Def	Tot	Avg	PF	FO	A	TO	Blk	Stl	Pts	Avg
Simms, Lauren	33	28	882	26.7	130	326	.399	15	64	.234	49	65	.754	36	91	127	3.8	58	0	94	79	4	51	324	9.8
Johnson, Melanie	32	17	562	17.6	110	259	.425	5	23	.217	53	80	.663	93	83	176	5.5	70	1	42	73	16	63	278	8.7
Booker, Stacy	32	20	661	20.7	102	284	.359	40	154	.260	25	31	.806	29	61	90	2.8	48	1	60	59	3	30	269	8.4
Tolliver, Lakesha	33	8	518	15.7	91	216	.421	0	1	.000	70	110	.636	59	79	138	4.2	85	2	32	55	60	27	252	7.6
Sliskovic, Iva	33	17	644	19.5	89	195	.456	0	1	.000	66	93	.710	50	105	155	4.7	56	0	50	55	21	31	244	7.4
Adams, Demetress	33	23	656	19.9	79	157	.503	0	0	—	34	78	.436	71	103	174	5.3	91	4	35	59	30	52	192	5.8
Dickerson, Brionna	31	2	557	18.0	82	203	.404	9	34	.265	16	25	.640	28	44	72	2.3	23	0	37	23	1	22	189	6.1
Burgrova, Ilona	33	16	705	21.4	74	144	.514	0	0	—	36	71	.507	60	91	151	4.6	59	3	34	56	37	28	184	5.6
Zackery, Kellindra	29	1	352	12.1	48	125	.384	1	4	.250	24	39	.615	46	44	90	3.1	28	0	18	43	1	21	121	4.2
Harris, Shannel	31	20	533	17.2	33	93	.355	10	28	.357	12	21	.571	36	38	74	2.4	38	0	26	30	22	39	88	2.8
Fabbri, Lea	28	11	409	14.6	22	100	.220	18	76	.237	11	13	.846	2	31	33	1.2	42	1	71	54	1	20	73	2.6
Kulcsar, Larissa	18	2	121	6.7	11	20	.550	0	0	—	12	19	.632	6	26	32	1.8	11	0	6	14	2	7	34	1.9
Jones, Ebony	7	0	26	3.7	6	14	.429	4	10	.400	1	2	.500	0	2	2	0.3	2	0	2	2	1	1	17	2.4
TEAM.....														76	65	141	4.3	1				6			
Total.....	33				877	2136	.411	102	395	.258	409	647	.632	592	863	1455	44.1	612	12	507	608	199	392	2265	68.6
Opponents.....	33				687	1836	.374	153	505	.303	435	638	.682	394	781	1175	35.6	584	-	370	697	130	305	1962	59.5

2007-08

Player	GP	GS	Min	Avg	FG	FGA	Pct	3FG	FGA	Pct	FT	FTA	Pct	Off	Def	Tot	Avg	PF	FO	A	TO	Blk	Stl	Pts	Avg
Jones, Jordan	32	31	1111	34.7	140	345	.406	97	243	.399	42	57	.737	14	75	89	2.8	61	0	58	88	1	50	419	13.1
Adams, Demetress	32	32	923	28.8	139	263	.529	0	1	.000	71	124	.573	94	192	286	8.9	102	7	68	105	55	65	349	10.9
Dickerson, Brionna	28	26	804	28.7	111	309	.359	20	61	.328	49	60	.817	48	67	115	4.1	34	0	42	51	1	19	291	10.4
Tolliver, Lakesha	26	20	524	20.2	91	199	.457	1	11	.000	59	88	.670	38	96	134	5.2	70	2	34	69	47	22	242	9.3
Burgrova, Ilona	32	30	957	29.9	118	214	.551	0	0	—	60	87	.690	64	135	199	6.2	98	9	57	84	37	27	296	9.3
Newton, Courtney	5	4	97	19.4	8	20	.400	4	12	.333	4	4	1.000	0	4	4	0.8	8	0	15	11	0	4	24	4.8
Jones, Ebony	29	6	412	14.2	40	129	.310	35	108	.324	6	8	.750	17	35	52	1.8	33	0	27	28	1	15	121	4.2
Kennedy, Samone	31	6	583	18.8	41	115	.357	0	8	.000	33	50	.660	14	44	58	1.9	35	0	106	81	0	42	115	3.7
May, Jewel	28	0	271	9.7	31	74	.419	0	0	—	35	51	.686	23	40	63	2.3	46	2	3	31	5	10	97	3.5
Pace, C.J.	16	2	221	13.8	23	59	.390	4	19	.211	5	10	.500	18	20	38	2.4	27	0	7	22	3	12	55	3.4
Payne, Jasmine	25	3	242	9.7	23	78	.295	0	0	—	19	25	.760	17	35	52	2.1	28	1	5	21	5	11	65	2.6
Billingslea, Ashlie	14	0	166	11.9	8	45	.178	1	11	.091	8	13	.615	3	17	20	1.4	33	1	21	40	0	9	25	1.8
Falohun, Lauren	14	0	89	6.4	0	7	.000	0	0	—	1	2	.500	4	9	13	0.9	13	0	4	17	1	2	1	0.1
TEAM.....														88	91	179	5.6	0				18			
Total.....	32				773	1857	.416	162	464	.349	392	579	.677	442	860	1302	40.7	588	22	447	666	156	288	2100	65.6
Opponents.....	32				724	1923	.376	145	475	.305	423	665	.636	465	713	1178	36.8	538	-	378	558	119	325	2016	63.0

YEAR-BY-YEAR STATISTICS

2008-09

Player	GP	GS	Min	Avg	FG	FGA	Pct	3FG	FGA	Pct	FT	FTA	Pct	Off	Def	Tot	Avg	PF	FO	A	TO	Blk	Stl	Pts	Avg
Dickerson, Brionna	19	19	632	33.3	93	236	.394	31	85	.365	37	58	.638	26	32	58	3.1	22	0	27	37	0	14	254	13.4
Sutton, La'Keisha	28	14	734	26.2	108	263	.411	15	36	.417	77	114	.675	21	35	56	2.0	70	2	68	107	5	36	308	11.0
Adams, Demetress	18	18	504	28.0	77	149	.517	1	3	.333	37	50	.740	46	84	130	7.2	46	1	9	58	21	22	192	10.7
Pace, C.J.	27	24	789	29.2	69	235	.294	29	108	.269	37	48	.771	56	102	158	5.9	69	0	28	55	11	18	204	7.6
Williams, Tonia	11	1	127	11.5	23	46	.500	2	5	.400	11	19	.579	12	33	45	4.1	16	0	3	12	3	5	59	5.4
Kennedy, Samone	28	20	680	24.3	55	147	.374	9	39	.231	27	44	.614	5	39	44	1.6	47	0	68	73	2	34	146	5.2
Stephens, Charenee	18	1	321	17.8	38	71	.535	0	0	—	10	18	.556	34	61	95	5.3	17	0	2	21	5	5	86	4.8
May, Jewel	28	26	599	21.4	43	113	.381	0	0	—	45	68	.662	59	83	142	5.1	87	5	4	36	13	26	131	4.7
Wheeler, Sada	6	0	67	11.2	10	23	.435	0	0	—	2	5	.400	10	5	15	2.5	10	0	0	7	4	1	22	3.7
Falohun, Lauren	26	9	529	20.3	35	98	.357	2	10	.200	22	25	.880	7	34	41	1.6	43	0	37	71	2	16	94	3.6
Tate, Miranda	21	0	253	12.0	23	82	.280	11	38	.289	5	11	.455	13	27	40	1.9	17	0	9	22	3	5	62	3.0
Newton, Courtney	22	8	365	16.6	19	71	.268	11	48	.229	15	20	.750	16	44	60	2.7	34	0	12	19	3	20	64	2.9
TEAM.....														66	66	132	4.7	0			19				
Total.....	28				593	1534	.387	111	372	.298	325	480	.677	371	645	1016	36.3	478	8	267	537	72	202	1622	57.9
Opponents.....	28				666	1614	.413	105	338	.311	316	457	.691	356	636	992	35.4	471	10	348	451	110	234	1753	62.6

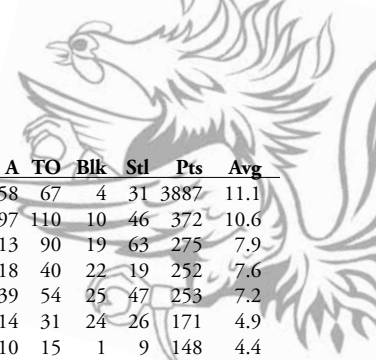
2009-10

Player	GP	GS	Min	Avg	FG	FGA	Pct	3FG	FGA	Pct	FT	FTA	Pct	Off	Def	Tot	Avg	PF	FO	A	TO	Blk	Stl	Pts	Avg
Nainima, Valerie	29	28	986	34.0	171	451	.379	82	229	.358	68	90	.756	21	58	79	2.7	47	0	81	75	7	28	492	17.0
Bone, Kelsey	29	27	892	29.7	164	367	.447	1	4	.250	77	116	.664	82	186	268	9.2	77	1	28	90	19	25	406	14.0
Sutton, La'Keisha	29	24	858	29.6	109	273	.399	15	37	.405	49	86	.570	30	38	68	2.3	70	1	74	82	4	25	282	9.7
Stephens, Charenee	25	2	558	22.3	88	147	.599	0	0	—	34	52	.654	78	101	179	7.2	44	0	2	28	8	21	210	8.4
Walker, Ieasia	29	6	589	20.3	57	174	.328	17	47	.362	26	40	.650	31	44	75	2.6	55	0	35	58	8	26	157	5.4
Kennedy, Samone	29	27	810	27.9	56	149	.376	14	49	.286	20	35	.571	12	66	78	2.7	49	0	68	49	2	34	146	5.0
Bruner, Ashley	27	0	304	11.3	25	59	.424	0	1	.000	17	36	.472	38	38	76	2.8	32	1	5	27	9	12	67	2.5
May, Jewel	29	28	454	15.7	23	59	.390	0	0	—	12	22	.545	44	56	100	3.4	75	2	3	32	5	7	58	2.0
Wilson, Ebony	26	2	239	9.2	12	23	.522	0	2	.000	11	14	.786	21	14	35	1.3	27	0	0	8	2	5	35	1.3
Newton, Courtney	3	0	30	10.0	1	4	.250	1	2	.500	0	1	.000	1	2	3	1.0	3	0	0	2	0	1	3	1.0
Falohun, Lauren	23	1	190	8.3	7	16	.438	0	1	.000	4	9	.444	10	12	22	1.0	24	0	12	19	0	9	18	0.8
TEAM.....														59	67	126		1			13				
Total.....	29				713	1722	.414	130	372	.349	318	501	.635	427	682	1109	38.2	504	5	308	483	64	193	1874	64.6
Opponents.....	29				690	1678	.411	122	387	.315	376	539	.698	376	672	1048	36.1	488	12	345	454	134	202	1878	64.8

2010-11

Player	GP	GS	Min	Avg	FG	FGA	Pct	3FG	FGA	Pct	FT	FTA	Pct	Off	Def	Tot	Avg	PF	FO	A	TO	Blk	Stl	Pts	Avg
Walker, Ieasia	33	31	991	30.0	137	389	.352	38	132	.288	91	146	.623	37	90	127	3.8	81	2	56	82	10	79	403	12.2
Sutton, La'Keisha	33	32	1090	33.0	128	314	.408	13	55	.236	68	112	.607	30	58	88	2.7	75	1	118	130	4	47	337	10.2
Bruner, Ashley	33	8	727	22.0	116	215	.540	0	0	—	44	88	.500	98	77	175	5.3	64	1	21	55	21	24	276	8.4
Strickland, Marah	19	5	447	23.5	47	160	.294	26	101	.257	38	41	.927	14	29	43	2.3	19	0	8	27	1	5	158	8.3
Grant, Markeshia	33	2	670	20.3	79	236	.335	32	111	.288	26	38	.684	28	66	94	2.8	43	0	43	44	2	28	216	6.5
Nainima, Valerie	25	15	550	22.0	53	164	.323	33	111	.297	18	23	.783	5	33	38	1.5	16	0	27	32	0	11	157	6.3
May, Jewel	33	33	613	18.6	45	119	.378	0	0	—	39	62	.629	68	84	152	4.6	109	9	12	52	22	20	129	3.9
Stephens, Charenee	32	11	548	17.1	50	96	.521	0	0	—	23	38	.605	64	89	153	4.8	53	1	6	28	15	18	123	1.8
Kennedy, Samone	16	9	216	13.5	16	47	.340	3	18	.167	6	12	.500	3	15	18	1.1	16	0	13	24	2	10	41	2.6
Newton, Courtney	29	16	474	16.3	22	72	.306	15	55	.273	12	24	.500	23	51	74	2.6	33	1	14	14	5	8	71	2.4
Brewer, Kayla	7	0	97	13.9	4	9	.444	0	0	—	1	6	.167	10	12	22	3.1	13	0	0	5	6	0	9	1.3
Sellers, Imani	15	0	54	3.6	2	11	.182	1	7	.143	2	5	.400	1	5	6	0.4	6	0	1	2	0	0	7	0.5
Wilson, Ebony	28	3	223	8.0	4	20	.200	0	5	.000	2	7	.286	15	14	9	1.0	23	0	3	9	3	11	10	0.4
TEAM.....														77	86	163					8				
Total.....	33				703	1852	.380	161	595	.271	370	602	.615	473	709	1182	35.8	551	15	322	512	91	261	1937	58.7
Opponents.....	33				749	1774	.422	122	361	.338	348	525	.663	387	769	1156	35.0	606	21	349	548	112	211	1968	59.6

YEAR-BY-YEAR STATISTICS



2011-12

Player	GP	GS	Min	Avg	FG	FGA	Pct	3FG	FGA	Pct	FT	FTA	Pct	Off	Def	Tot	Avg	PF	FO	A	TO	Blk	Stl	Pts	Avg
Grant, Markeshia	35	35	944	27.0	144	353	.408	64	176	.364	35	49	.714	31	57	88	2.5	49	0	58	67	4	31	3887	11.1
Sutton, La'Keisha	35	35	1073	30.7	140	365	.384	24	93	.258	68	90	.756	33	64	97	2.8	65	3	97	110	10	46	372	10.6
Walker, Ieasia	35	33	1040	29.7	98	310	.316	20	85	.235	59	89	.663	35	116	151	4.3	72	1	113	90	19	63	275	7.9
Welch, Aleighsa	33	2	694	21.0	98	167	.587	0	1	.000	56	98	.571	104	96	200	6.1	41	0	18	40	22	19	252	7.6
Bruner, Ashley	35	3	772	22.1	100	225	.444	0	0	—	53	138	.384	96	87	183	5.2	69	0	39	54	25	47	253	7.2
Stephens, Charenee	35	35	713	20.4	74	141	.525	0	0	—	23	34	.676	77	95	172	4.9	54	1	14	31	24	26	171	4.9
Roy, Tina	34	0	383	11.3	53	181	.293	32	127	.252	10	22	.455	20	29	49	1.4	20	0	10	15	1	9	148	4.4
White, Sancheon	35	1	460	13.1	45	131	.344	7	30	.233	25	43	.581	31	54	85	2.4	49	0	21	30	7	30	122	3.5
Ibiam, Elem	25	0	197	7.9	26	59	.441	0	1	.000	22	35	.629	34	40	74	3.0	33	0	4	16	17	2	74	3.0
Wilson, Ebony	31	1	271	8.7	12	25	.480	1	3	.333	16	23	.696	14	21	35	1.1	31	0	7	16	4	11	41	1.3
Sellers, Imani	17	0	62	3.6	8	18	.444	2	8	.250	3	9	.333	1	6	7	0.4	11	0	6	4	3	2	21	1.2
Newton, Courtney	32	30	365	11.4	7	41	.171	6	36	.167	2	3	.667	20	29	49	1.5	39	0	2	13	3	13	22	0.7
Decheva, Pamela	15	0	51	3.4	2	10	.200	1	9	.111	0	0	—	0	3	3	0.2	6	0	2	1	0	0	5	0.3
TEAM.....														68	62	130		2			11				
Total.....	35				807	2026	.398	157	569	.276	372	633	.588	564	759	1323	37.8	541	5	391	498	139	299	2413	61.2
Opponents.....	35				672	1788	.376	63	290	.217	393	563	.698	420	779	1199	34.3	578		288	627	157	234	1800	51.4

2012-13

Player	GP	GS	Min	Avg	FG	FGA	Pct	3FG	FGA	Pct	FT	FTA	Pct	Off	Def	Tot	Avg	PF	FO	A	TO	Blk	Stl	Pts	Avg	
Welch, Aleighsa	33	33	981	29.7	134	224	.598	1	1	1.000	126	178	.708	131	124	255	7.7	56	0	34	53	23	26	395	12.0	
Bruner, Ashley	33	33	1000	30.3	145	330	.439	0	6	.000	50	163	.307	106	161	267	8.1	64	0	55	77	18	47	340	10.3	
Walker, Ieasia	33	33	1086	32.9	114	335	.340	43	141	.305	51	90	.567	33	96	129	3.9	56	0	108	89	15	90	322	9.8	
Mitchell, Tiffany	33	30	927	28.1	107	282	.379	22	60	.367	68	111	.613	60	109	169	5.1	64	1	43	82	4	44	304	9.2	
Sessions, Khadijah	33	3	570	17.3	53	151	.351	13	54	.241	72	109	.661	22	24	46	1.4	43	0	36	49	3	21	191	5.8	
Ibiam, Elem	30	0	472	15.7	64	131	.489	0	0	—	32	64	.500	52	83	135	4.5	48	1	8	20	30	11	160	5.3	
White, Sancheon	33	33	858	26.0	58	190	.305	10	53	.189	20	29	.690	55	80	135	4.1	72	1	30	36	15	33	146	4.4	
Davis, Tiffany	3	0	40	13.3	4	8	.500	1	4	.250	3	4	.750	1	3	4	1.3	2	0	4	2	0	5	12	4.0	
Dozier, Asia	31	0	398	12.8	28	134	.209	16	91	.176	11	24	.458	19	42	61	2.0	35	1	25	20	4	8	83	2.7	
Montout, Asia	29	0	293	10.1	26	94	.277	6	32	.188	13	19	.684	27	16	43	1.5	26	0	8	16	7	3	71	2.4	
TEAM.....														65	78	143					15					
Total.....	33				6625	733	1879	.390	112	442	.253	446	791	.564	571	816	1387	42.0	466	4	351	459	119	288	2024	61.3
Opponents.....	33				6625	611	1724	.354	104	358	.291	334	486	.687	346	738	1084	32.8	650	25	291	539	136	192	1660	50.3

Introduction

Staff

Players

12-13 Review

Records

History

The University

