



2014-15

# SOUTH CAROLINA WOMEN'S BASKETBALL

Assoc. Media Relations Dir.: Diana Koval | Office: 803.777.7977 | Cell: 314.369.6050 | Email: dkoval@mailbox.sc.edu  
Website: www.GamecocksOnline.com | Twitter: @GamecockWBB | Instagram: @GamecockWBB



## 2015 NCAA Final Four

Amalie Arena • Tampa, Fla. • April 5/7

#2/2 Notre Dame • #1/1 Connecticut • #4/3 Maryland



### 2014-15 Schedule

Nov. 15	Southern California (SECN+)	W, 70-61
Nov. 20	Clemson (SECN)	W, 99-41
Nov. 23	San Diego State (SECN+)	W, 89-38
<i>Junkanoo Jam (Lucaya Division) • Freeport, Bahamas</i>		
Nov. 27	vs. Wisconsin	W, 67-44
Nov. 28	vs. #22/22 Syracuse	W, 67-63
Dec. 1	NC Central (SECN+)	W, 90-26
Dec. 4	Charlotte (SECN)	W, 82-61
Dec. 7	at #9/8 Duke (ESPN2)	W, 51-50
Dec. 14	Savannah State (SECN+)	W, 111-49
Dec. 17	at Hampton	W, 69-49
<i>Subway Classic • Minneapolis, Minn.</i>		
Dec. 20	vs. Central Michigan	W, 80-45
Dec. 21	vs. Liberty	W, 84-44
Jan. 2	Auburn* (SECN)	W, 77-58
Jan. 4	at LSU* (ESPN2)	W, 75-51
Jan. 8	at Alabama* (SECN+)	W, 102-59
Jan. 11	#10/11 Kentucky* (ESPN2)	W, 68-60
Jan. 15	at Missouri* (SECN)	W, 60-49
Jan. 19	at Florida* (SECN)	W, 77-42
Jan. 26	#12/10 Texas A&M* (ESPN2)	W, 79-61
Jan. 29	Alabama* (SECN+)	W, 85-54
Feb. 1	at Ole Miss* (ESPNU)	W, 77-59
Feb. 5	at #22/21 Georgia* (SECN)	W, 58-35
Feb. 9	at #2/2 Connecticut (ESPN2)	L, 62-87
Feb. 12	LSU* (FSN)	W, 86-62
Feb. 15	Vanderbilt* (ESPNU)	W, 89-59
Feb. 19	at Arkansas* (SECN)	W, 73-56
Feb. 23	#6/6 Tennessee* (ESPN2)	W, 71-66
Feb. 26	#11/13 Mississippi State* (FSN)	W, 69-50
Mar. 1	at #13/15 Kentucky* (ESPN2)	L, 56-67
<i>SEC Tournament • North Little Rock, Ark.</i>		
Mar. 6	Arkansas (SECN)	W, 58-36
Mar. 7	LSU (ESPNU)	W, 74-54
Mar. 8	Final (ESPN)	W, 62-46
<i>NCAA Tournament • Columbia, S.C.</i>		
Mar. 20	Savannah State (ESPN2)	W, 81-48
Mar. 22	Syracuse (ESPN)	W, 97-68
<i>NCAA Tournament • Greensboro, N.C.</i>		
Mar. 27	vs. #15/12 North Carolina (ESPN)	W, 67-65
Mar. 29	vs. #7/7 Florida State (ESPN)	W, 80-74
<i>NCAA Tournament • Tampa, Fla.</i>		
Apr. 5	vs. #2/2 Notre Dame (ESPN)	6:30 p.m.

\* indicates SEC game  
All Times Listed as Eastern and are subject to change



### South Carolina Gamecocks

34-2, 15-1 SEC

Ranking: 3/4 (AP/Coaches)

Head Coach: Dawn Staley

Record at SC: 155-73 (7th)

Career Rec.: 327-153 (15th)

Top Scorer: Mitchell (14.5 ppg)

Top Reb.: Coates (7.9 rpg)

### Regional Information

Site: Tampa, Florida

Arena: Amalie Arena

Broadcast: ESPN (Dave O'Brien, ppx; Doris Burke, analyst; Holly Rowe, sideline)

Radio: 107.5 The Game (Brad Muller)

Live Stats: GamecocksOnline.com

### South Carolina Notables

- South Carolina is in its 41st season of women's basketball. It is the program's 24th season in the SEC and the seventh under head coach Dawn Staley. The back-to-back SEC champion has won at least 25 games in each of the last four seasons and played in the last four NCAA Tournaments, including three trips to the Sweet 16 (2012, 2014, 2015) and one Final Four (2015), and won the program's first SEC Tournament title this season. The Gamecocks have spent 30 straight weeks ranked in the AP top 10, highlighted by 12 weeks at No. 1 this season.
- South Carolina's offense ranks 16th in the nation with 76.2 points per game and fourth in field goal percentage at .485. Both are the highest numbers of the Staley era, and the Gamecocks have shot 40.0 percent or better 29 times in 36 games this season, including 17 games of at least 50.0 percent accuracy. In NCAA Tournament action, South Carolina is shooting 56.3 percent, the best accuracy of any team in the event.
- Consistently one of the top defensive teams in the nation, South Carolina is 11th in the country in scoring defense, allowing 53.8 points per game while holding opponents to just 34.7 percent shooting (sixth in the nation). Just four opponents have scored more than 65 points and 15 failed to surpass 50 points. The Gamecocks have limited an opponent to less than 30.0 percent shooting eight times.
- The Gamecocks are 15th in the nation with an SEC-best 16.8 assists per game, a number that rises to 17.8 in NCAA Tournament play. Junior Tiffany Mitchell leads the way with 5.0 assists per game in the event, while junior Asia Dozier is averaging 3.3.
- The Gamecock offense is a delicate balance of power. South Carolina is 33-0 when out-scoring opponents in the paint with 17 games of at least half its total points coming in the paint for a 39.1 average. Not a single-strength team, however, the Gamecocks average 4.9 3s per game and lead the SEC with 35.5 percent shooting beyond the arc, which includes 18 games making more than one-third of their attempts.
- South Carolina's bench is among the most productive in the nation, accounting for 48.7 percent of the team's 76.2 points per game (37.1 ppg). The group has tied or out-scored its starting counterparts 21 times, including all four NCAA Tournament games.
- South Carolina has out-rebounded its opponent 31 times this season with a 30-1 record in those games, including six postseason contests and 15 SEC regular-season outings (tied at Kentucky, Mar. 1).
- The Gamecocks are 10-2 against ranked opponents this season, the most such wins in program history, and the wins have come largely on the backs of South Carolina's veterans. Senior Aleighsa Welch averages 9.6 points and 8.1 rebounds against ranked opponents, compared to 8.8 points and 5.4 rebounds the rest of the season. Similarly, junior Tiffany Mitchell's scoring average is 15.8 against ranked teams compared to 13.8 in the other 24 games this season, and her assist average jumps from 2.7 to 3.4.
- A Second-Team All-SEC selection, sophomore center Alaina Coates earned Greensboro Regional MOP honors after averaging 16.0 points on 62.5 percent shooting over the two games that put the Gamecocks into the Final Four.
- SEC Player of the Year Tiffany Mitchell, who is a finalist for all three national player of the year awards, fully displayed her versatility in the Gamecocks' two wins in the Greensboro Regional, shooting 53.8 percent for 19.5 points per game to go with averages of 4.5 rebounds, 5.0 assists, 1.0 blocks and 1.0 steals. Her final three minutes against Florida State included an assist, layup and 3-pointer all off the same play, an offensive rebound and a pair of free throws to put South Carolina up by five with 27 seconds to go.
- SEC Freshman of the Year A'ja Wilson is second on the team lead with 28 double-digit scoring games, including four of 20+ points, to average 12.9 points per game on 53.1 percent field goal shooting. She is hitting 63.6 percent (14-of-22) from the field in NCAA Tournament action for 10.5 points per game.
- SEC Scholar-Athlete of the Year Aleighsa Welch has posted four double-doubles in the last 14 games. She is the program's record holder with 440 career offensive rebounds, ranking third in total rebounds, and one of just four Gamecocks all-time to amass 1,000 points and 900 rebounds in her career. Welch is the emotional leader of the team whose great communication skills are South Carolina's rudder.

### one.















Prior to each season, head coach Dawn Staley chooses a theme for her team to play under. This season's is "one." With such lofty expectations this season, Staley believed it was important for her team to focus on the collective instead of any individual, knowing that to thrive in pressure situations, each student-athlete may have to sacrifice a piece of herself for the sake of the team.

As the logo shows, this season is about "one team, one voice, one family, one goal, one history, one tradition, one drive, one Gamecock Nation."

### A Look Inside

Game Notes.....	1-12
Season Statistics .....	13-28
Coach/Student-Athlete Profiles.....	29-58
NCAA Tournament History.....	59-62
News Clippings .....	63-108

# 2014-15 South Carolina Media Roster

<b>0</b>		<p><b>India Farmer</b> 6-0 • So. • Forward • N. Myrtle Beach, S.C.</p> <p>PPG <b>0.3</b> RPG <b>0.5</b> APG <b>0.0</b> FG% <b>.000</b> FT% <b>.667</b></p>	<p><b>LAST GAME:</b> 1 min vs. Syracuse <b>NOTABLE:</b> Seen action in 16 games this season, including five SEC and three postseason games ... great team player ... works hard with good attitude.</p>	<p><b>Career Highs</b> Pts: 3, 2x, vs. Alabama, 1/19/14 Reb: 3 vs. NC Central, 12/2/13 Ast: — Stl: 1 at Florida, 1/19/15</p>
<b>1</b>		<p><b>Bianca Cuevas</b> 5-6 • Fr. • Guard • Bronx, N.Y. <i>kway-VAAS</i></p> <p>PPG <b>5.7</b> RPG <b>1.3</b> APG <b>1.7</b> FG% <b>.380</b> FT% <b>.768</b></p>	<p><b>LAST GAME:</b> 9 pts in 9 mins vs. Florida State <b>NOTABLE:</b> Cat-quick, crafty guard learning point guard position ... 10+ points 8 times ... 5+ assists 5 times, team-high assists 7 times ... 7.8 ppg on 52.4% shooting in NCAA Tournament.</p>	<p><b>Career Highs</b> Pts: 21 at Ole Miss, 2/1/15 Reb: 4, 3x, at Georgia, 2/5/15 A: 5, 5x, vs. Savannah St., 3/20/15 Stl: 4, 2x, vs. Sav. St., 12/14/14</p>
<b>2</b>		<p><b>Olivia Gaines</b> 5-7 • Sr. • Guard • Chester, S.C.</p> <p>PPG <b>1.7</b> RPG <b>1.1</b> APG <b>0.9</b> FG% <b>.411</b> FT% <b>.667</b></p>	<p><b>LAST GAME:</b> 4 pts, 2 rebs, 1 asst vs. Florida State <b>NOTABLE:</b> Key defensive stopper ... constantly delivers when number is called ... tied UNC game with off-balance 3 with 1:01 to play ... keyed comeback against LSU in SEC Tourn. semifinal.</p>	<p><b>Career Highs</b> Pts: 9 vs. Mississippi St., 2/26/15 Reb: 5, 2x, vs. Clemson, 11/20/14 Ast: 5 vs. Chas. Sthrn., 11/8/13 Min: 23 vs. Alabama, 1/19/14</p>
<b>3</b>		<p><b>Kaydra Duckett</b> 5-8 • Fr. • Guard • Columbia, S.C. <i>KAY-druh DUCK-it</i></p> <p>PPG <b>0.2</b> RPG <b>0.6</b> APG <b>0.2</b> FG% <b>.077</b> FT% <b>.500</b></p>	<p><b>LAST GAME:</b> 3 min vs. Syracuse <b>NOTABLE:</b> Has played in 20 games, including nine SEC and 3 postseason ... 1st career points vs. NCCU ... rated 3A South Carolina player of the year ... won two state titles (2012, 2014).</p>	<p><b>Career Highs</b> Pts: 2, 2x, vs. Sav. St., 12/14/14 Reb: 4 vs. Savannah St., 12/14/14 Ast: 1, 2x, vs. Sav. St., 12/14/14 Stl: 1, 4x, vs. Sav. St., 3/20/15</p>
<b>5</b>		<p><b>Khadijah Sessions</b> 5-8 • Jr. • Guard • Myrtle Beach, S.C. <i>kuh-DEE-zhub SESH-uns</i></p> <p>PPG <b>4.4</b> RPG <b>2.5</b> APG <b>2.9</b> FG% <b>.401</b> FT% <b>.529</b></p>	<p><b>LAST GAME:</b> 4 pts, 4 stls, 3 rebs vs. Florida St. <b>NOTABLE:</b> Setting great defensive tone ... 11th in SEC in assists, 10th in steals (1.8) ... 11 games of 4+ assists ... shooting 45.5% in postseason, 4-of-9 (.444) from 3-point range.</p>	<p><b>Career Highs</b> Pts: 19 vs. Auburn, 2/3/13 Reb: 6 vs. Clemson, 11/20/14 Ast: 8 vs. NC Central, 12/1/14 Stl: 4, 10x, vs. Fla. State, 3/29/15</p>
<b>15</b>		<p><b>Tiffany Davis</b> 5-7 • So. • Guard • Houston, Texas</p> <p>PPG <b>1.4</b> RPG <b>1.1</b> APG <b>0.4</b> FG% <b>.375</b> FT% <b>.667</b></p>	<p><b>LAST GAME:</b> 3 pts in 2 min vs. Syracuse <b>NOTABLE:</b> Played in 16 games ... continues to learn how to run offense efficiently.</p>	<p><b>Career Highs</b> Pts: 11 vs. Ole Miss, 1/30/14 Reb: 6 at Arkansas, 1/2/14 Ast: 3, 4x, vs. SC State, 12/22/13 Stl: 5 vs. Elon, 11/9/12</p>
<b>22</b>		<p><b>A'ja Wilson</b> 6-5 • Fr. • Guard/Forward • Hopkins, S.C. <i>A-zhub</i></p> <p>PPG <b>12.9</b> RPG <b>6.5</b> BPG <b>1.7</b> FG% <b>.531</b> FT% <b>.658</b></p>	<p><b>LAST GM:</b> 10 pts, 2 rebs, 1 asst vs. Florida State <b>NOTABLE:</b> SEC Fr. of the Year, First-Team All-SEC ... scored 10+ 28 times, 5 double-doubles ... team-high pts 14 times ... Only freshman in top 12 in SEC in ppg and rpg.</p>	<p><b>Career Highs</b> Pts: 26 vs. LSU, 2/12/15 Reb: 19 at Kentucky, 3/1/15 Blks: 6 at Kentucky, 3/1/15 Stl: 3, 4x, vs. C. Mich., 12/20/14</p>
<b>23</b>		<p><b>Tina Roy</b> 5-11 • Junior • Guard • Kaplan, La.</p> <p>PPG <b>4.7</b> RPG <b>1.9</b> APG <b>2.2</b> FG% <b>.395</b> FT% <b>.400</b></p>	<p><b>LAST GAME:</b> 3 pts in 6 min vs. Florida State <b>NOTABLE:</b> Team-high 43.1 percent from 3 in SEC play ... 8 games of 4+ assists ... hit four 3s in 5:00 stretch of 2nd half to hold off UNC ... Avg. 6.3 points and 3.7 assists in SEC Tournament.</p>	<p><b>Career Highs</b> Pts: 15, 2x, last vs. LSU 3/7/15 Reb: 8 at Miss. State, 2/6/14 Ast: 10 vs. Sav. State, 12/14/14 Stl: 3 vs. Southern Cal, 11/15/14</p>
<b>24</b>		<p><b>Aleighsa Welch</b> 6-0 • Sr. • Forward • Goose Creek, S.C. <i>uh-LEE-sub</i></p> <p>PPG <b>9.1</b> RPG <b>6.3</b> BPG <b>1.1</b> FG% <b>.563</b> FT% <b>.425</b></p>	<p><b>LAST GM:</b> 7 pts, 4 rebs, 2 assts vs. Florida State <b>NOTABLE:</b> SEC Scholar-Athlete of the Year ... SEC 14th in rebs, 6th in blocks ... 4 dbl-dbls last 14 gms ... 13th in career points ... SEC Tourn MVP with 10.3 ppg, 7.3 rpg ... 3-time captain.</p>	<p><b>Career Highs</b> Pts: 23 vs. UNC, 12/18/13 Reb: 17 vs. CoFC, 11/14/13 Ast: 5, 2x, last vs. LSU, 2/12/15 Blk: 5, 2x, at Kentucky, 2/20/14</p>
<b>25</b>		<p><b>Tiffany Mitchell</b> 5-9 • Jr. • Guard • Charlotte, N.C.</p> <p>PPG <b>14.5</b> RPG <b>3.1</b> APG <b>2.9</b> FG% <b>.501</b> FT% <b>.838</b></p>	<p><b>LAST GM:</b> 21 pts, 6 rebs, 5 assts, 2 blks vs. FSU <b>NOTABLE:</b> SEC Player of the Year ... SEC top 10 in pts, FG%, FT% ... 10+ pts 29 gms, team-high pts 17 gms ... 19.5 ppg, 5.0 apg in NCAA Regional ... Finalist for all three national POY awards.</p>	<p><b>Career Highs</b> Pts: 25 vs. Georgia, 2/27/14 Reb: 11, 5x, at Arkansas, 1/2/14 Ast: 9 at SDSU, 11/23/13 Stl: 7 vs. NC Central, 12/1/14</p>
<b>31</b>		<p><b>Asia Dozier</b> 6-0 • Jr. • Guard/Forward • Columbia, S.C. <i>DOE-zbur</i></p> <p>PPG <b>4.1</b> RPG <b>1.1</b> APG <b>1.8</b> FG% <b>.417</b> FT% <b>.769</b></p>	<p><b>LAST GAME:</b> 4 pts, 3 rebs, 3 assts vs. Florida St. <b>NOTABLE:</b> 10+ points 4 times ... 4+ assists 6 times ... 6.5 ppg on 66.7% shooting, including 6-of-9 from 3 in NCAA play ... hit four FTs to seal Elite Eight win vs. Fla. State ... team captain.</p>	<p><b>Career Highs</b> Pts: 16, 2x, at SDSU, 11/23/13 Reb: 10 vs. Elon, 11/9/12 Ast: 6, 2x, vs. Georgia, 3/7/14 Stl: 2, 8x, vs. LSU 3/7/15</p>
<b>33</b>		<p><b>Elem Ibiam</b> 6-4 • Sr. • Center • Fayetteville, Ga. <i>ELL-um IB-ee-um</i></p> <p>PPG <b>6.3</b> RPG <b>3.8</b> BPG <b>0.9</b> FG% <b>.565</b> FT% <b>.717</b></p>	<p><b>LAST GAME:</b> 4 pts in 10 mins vs. Florida State <b>NOTABLE:</b> 2nd in career blocks (164), 13 shy of record ... 13th in SEC in blocks ... 10+ pts in 8 games ... Avg. 2.3 blocks per SEC Tournament games ... two-time team captain.</p>	<p><b>Career Highs</b> Pts: 21 vs. Sav. St., 12/14/14 Reb: 12, 2x, vs. CMU, 12/20/14 Blk: 7 at Miss. State, 2/6/14 Min: 34 at Texas A&amp;M, 1/16/14</p>
<b>40</b>		<p><b>Jatarie White</b> 6-4 • Fr. • Forward • Charlotte, N.C. <i>juh-TAR-ee</i></p> <p>PPG <b>2.5</b> RPG <b>2.2</b> BPG <b>0.3</b> FG% <b>.408</b> FT% <b>.643</b></p>	<p><b>LAST GAME:</b> 1 reb, 2 stls, 1 asst vs. Syracuse <b>NOTABLE:</b> Missed 12 games due to illness (3) and foot injury (9) ... returned w/ great outing at Georgia ... brings great energy, different look to post play ... WBCA, McDonald's All-America.</p>	<p><b>Career Highs</b> Pts: 11 vs. Clemson, 11/20/14 Reb: 7 at Georgia, 2/5/15 Blk: 2 at Georgia, 2/5/15 Stl: 2 vs. Syracuse, 3/22/15</p>
<b>41</b>		<p><b>Alaina Coates</b> 6-4 • So. • Center • Irmo, S.C. <i>uh-LAY-nuh COATS</i></p> <p>PPG <b>11.1</b> RPG <b>7.9</b> BPG <b>1.5</b> FG% <b>.558</b> FT% <b>.718</b></p>	<p><b>LAST GM:</b> 18 pts, 10 rebs, 1 blk vs. UNC <b>NOTABLE:</b> 20th in SEC in pts, 4th in rebs and blocks ... 12 dbl-dbls ... 10+ pts 22 times ... 10+ rebs 14 times ... Avg. 14.5 ppg on 69.0% shooting in NCAA ... Regional MOP ... 2nd-Tm All-SEC.</p>	<p><b>Career Highs</b> Pts: 24, 2x, vs. Ole Miss, 1/30/14 Reb: 17 vs. Kentucky, 1/9/14 Blk: 5, 3x, vs. Alabama, 1/29/15 Min: 30 vs. Sthrn. Cal, 11/15/14</p>

**Starter**

**Reserve**

## Quick Facts

### The University

**Location:** Columbia, S.C.

**Founded:** 1801

**Enrollment:** 31,964

**Colors:** Garnet (PMS 202C) and Black

**Nickname:** Gamecocks

**Conference:** Southeastern

**President:** Dr. Harris Pastides

**Athletics Director:** Ray Tanner

**Facility:** Colonial Life Arena (18,000)

### Coaching Staff

**Head Coach:** Dawn Staley

**Alma Mater:** Virginia, 1992

**Overall Record:** 327-153 (15th season)

**School Record:** 155-73 (7th season)

**Assoc. Head Coach (Alma Mater):**

Lisa Boyer (Ithaca, 1979)

**Assistant Coaches (Alma Mater):**

Nikki McCray-Penson (Tennessee, 1995)

Darius Taylor (Michigan, 2000)

### Team Information

**2013-14 Record:** 29-5

Home: 16-0 Away: 10-2 Neutral: 3-3

**SEC Record (Finish):** 14-2 (1st)

Home: 8-0 Away: 6-2

**Letterwinners Returning/Lost:** 10/2

**Starters Returning/Lost:** 5/0

### Program History

**First Year of Women's Basketball:** 1974-75

**All-Time Record:** 735-502 (41st season)

**All-Time SEC Record:** 131-200 (23rd season)

**NCAA Appearances (Last):** 12 (2015)

**NCAA Tournament Record:** 16-11

**2014 NCAA Result:** L, 58-65, North Carolina,

Palo Alto, Calif, 3/30/14, Sweet 16

**WNIT Appearances (Last):** 4 (2011)

**WNIT Record:** 3-4

### Media Relations

**Women's Basketball Contact:** Diana Koval

**Office:** 803.777.7977

**Cell:** 314.369.6050

**Email:** dkoval@mailbox.sc.edu

**Press Row Phone:** 803.777.6182

**Athletics Department on the Web**

**Website:** GamecocksOnline.com

**Twitter:** @GamecocksOnline

**Instagram:** @GamecocksOnline

**Facebook:** Facebook.com/GamecocksOnline

**YouTube:** YouTube.com/GamecocksOnline

**Women's Basketball on Twitter**

**Team:** @GamecockWBB

**Head Coach:** @DawnStaley

### A South Carolina Win Would...

- Make head coach Dawn Staley just the third African-American head coach in the national championship game, joining Vivian Stringer (Cheyney, 1982; Rutgers, 2007) and Carolyn Peck (Purdue, 1999)
- Be the Gamecocks' first over Notre Dame in the Staley era.
- Make Staley just the second woman to participate in an NCAA national championship game as a head coach and a player (Virginia, 1991).

### By the Numbers

- 1 Gamecock ever to be a finalist for all three national player of the year awards – Tiffany Mitchell
- 2 Games this season in which South Carolina has attempted fewer than 10 free throws (9 vs. Central Michigan, Dec. 20; 9 vs. Tennessee, Mar. 8)
- 2 Freshman season records held by A'ja Wilson – free throws made (123) and free throw attempts (188) – both previously held by Alaina Coates
- 3 Games this season in which the Gamecocks have been out-scored in the paint, during which they are 2-1
- 4 Gamecocks shooting over 60.0 percent from the field in NCAA Tournament action, led by Alaina Coates at 69.0 percent
- 4.9 Made 3s per game by the Gamecocks this season, the most of the Staley era
- 5 Come-from-behind victories by South Carolina this season, which is 5-2 when trailing at halftime
- 7 Postseason games in which South Carolina shot at least 40.0 percent from the field, including four games of at least 50.0 percent accuracy
- 10 Wins against ranked opponents this season, the most in school history
- 11 Statistical categories in which the Gamecocks lead the SEC, including six that place them among the top 10 in the nation
- 11 Games in which South Carolina has assisted on at least 2/3 of its field goals, including two of four NCAA Tournament games
- 14.5 Points per NCAA Tournament game this season by sophomore center Alaina Coates, who entered the event averaging 10.6 points
- 17 Games in which the Gamecocks have shot at least 50.0 percent from the field, including four postseason contests
- 17 Games in which the Gamecocks have scored at least half their points in the paint, including nine of at least 60.0 percent
- 21 Games in which South Carolina's bench has tied or out-scored its starters, including 11 SEC contests and all four NCAA Tournament games
- 43 Times this season a Gamecock has played 30 or more minutes in a game, compared to 71 times over 34 games last season
- 41.8 Percent of their own missed shots rebounded by the Gamecocks, best in the SEC
- 48.7 Percent of the Gamecocks' scoring that comes from the bench
- 56.3 Percent shooting by South Carolina in the NCAA Tournament, which entered the event already among the nation's top 10 at 47.7 percent
- 59.1 Percent of Gamecock field goals that have been assisted
- 76.2 Points per game by South Carolina, the highest scoring average of the Staley era and fourth-highest in program history
- 76.8 Percent free throw shooting by the Gamecocks in the last 5:00 of close games (less than 10 points in final 5:00), compared to 67.2 percent otherwise
- 81.2 Points per game by South Carolina in the NCAA Tournament, well above the Gamecocks' 75.5 scoring average entering the event

### Notre Dame Series Notes

The Gamecocks hold a 2-1 edge in the all-time series with the Fighting Irish with the last meeting coming on Nov. 27, 2009, in the Paradise Jam in the second season of the Dawn Staley era. Ranked No. 5 in the nation at the time, Notre Dame claimed a 78-55 victory. South Carolina's wins in the series came in the early 1980s.

### Connecticut/Maryland Series Notes

South Carolina is 0-3 all-time against Connecticut, including a loss earlier this season in Storrs. The Gamecocks are 0-1 against Maryland with the lone game coming in the 1997-98 season.

## Gamecocks in the Rankings

(thru games of 3/30)

Team	SEC	NCAA	Actual
Scoring Offense	1	16	76.2
Scoring Defense	1	11	53.8
Scoring Margin	1	3	+22.4
Field Goal Percentage	1	4	.485
Field Goal %age Def.	1	6	.347
3-Point FG %age	1	42	.355
3-Point FG %age Def.	6	46	.287
3-Point FG Made/Gm.	3	190	4.9
Free Throw Percentage	5	198	.679
Rebounding Offense	4	—	41.3
Rebounding Defense	2	—	31.7
Rebounding Margin	1	10	+9.6
Assists	1	15	16.8
Steals	10	104	8.6
Turnover Margin	7	88	+1.9
Turnovers	—	69	14.3
Assist-to-Turnover Ratio	1	21	1.2
Blocked Shots	1	6	6.3
Home Attendance Avg.	1	1	12,293
<b>Alaina Coates</b>			
SEC	20	—	11.1
NCAA	4	139	7.9
Actual	10	—	.718
Scoring	4	122	1.5
Rebounding	9	—	2.8
FT Percentage	T-2	—	12
Blocks	<b>Elem Ibiam</b>		
Off. Rebounds	SEC	NCAA	Actual
Double-Doubles	13	—	0.9
<b>Tiffany Mitchell</b>			
SEC	6	209	14.5
NCAA	2	50	.501
Actual	3	46	.838
Scoring	12	—	1.6
FG Percentage	10	—	2.9
FT Percentage	11	199	1.8
3-Pt FG Made	<b>Tina Roy</b>		
Assists	SEC	NCAA	Actual
Steals	15	—	1.3
<b>Khadijah Sessions</b>			
SEC	11	—	2.9
NCAA	10	184	1.8
Actual	<b>Aleighsa Welch</b>		
SEC	15	—	6.3
NCAA	7	238	1.1
Actual	10	—	2.7
Rebounding	<b>A'ja Wilson</b>		
Off. Rebounds	SEC	NCAA	Actual
Steals	12	—	12.9
Blocks	12	—	6.5
Assists	2	90	1.7
Rebounding			
Blocks			

## Current Gamecock Streaks

	Total	Home	Road	Neut.
Overall	W7	W34	L1	W9
SEC	L1	W18	L1	—
Non-Conference	W7	W18	L1	W9
Ranked Teams	W3	W5	L2	W4

## 2014-15 Double-Doubles

### Alaina Coates (12)

11/15	Southern Cal	18 pts/13 rebs
11/20	Clemson	12 pts/10 rebs
12/4	Charlotte	15 pts/13 rebs
12/14	Savannah State	20 pts/10 rebs
12/17	at Hampton	12 pts/13 rebs
12/20	vs. Central Michigan	16 pts/10 rebs
1/2	Auburn	11 pts/14 rebs
1/26	Texas A&M	12 pts/11 rebs
1/29	Alabama	14 pts/10 rebs
2/1	at Ole Miss	10 pts/10 rebs
2/19	at Arkansas	14 pts/11 rebs
3/27	vs. North Carolina	18 pts/10 rebs

### Elem Ibiam (1)

12/20	vs. Central Michigan	10 pts/12 rebs
-------	----------------------	----------------

### Aleighsa Welch (4)

2/9	at Connecticut	17 pts/11 rebs
2/23	Tennessee	19 pts/14 rebs
3/7	vs. LSU	11 pts/10 rebs
3/22	vs. Syracuse	13 pts/10 rebs

### A'ja Wilson (5)

11/28	vs. Syracuse	15 pts/10 rebs
12/21	vs. Liberty	17 pts/10 rebs
1/2	Auburn	12 pts/10 rebs
1/4	at LSU	21 pts/13 rebs
3/1	at Kentucky	16 pts/19 rebs

## Five-Second Count

South Carolina continued its constant growth under head coach Dawn Staley, increasing their overall and SEC win totals for the sixth-straight season. The Gamecocks repeated as SEC regular-season champions, sharing the title with Tennessee, then powered past the Lady Vols to win the program's first SEC Tournament title; and are now in the program's first NCAA Final Four.

Ranked No. 1 in the nation for 12 weeks, South Carolina is one of just three schools to rank among the nation's top 25 in both scoring offense and defense, coming in 16th in offense (76.2 ppg) and 11th in defense (53.8 ppg). The Gamecocks' scoring average is the best of the Staley era and fourth-highest in program history. Their opponent scoring average is the second-lowest in school history, trailing Staley's 2011-12 team's 51.4.

The success has come from a balance inside and outside play as well as from starters and reserves as the Gamecocks have one of the most productive benches in the nation with the group contributing 48.7 percent of the team's total points.

## NCAA Tournament Tally

South Carolina is in its 12th NCAA Tournament and fourth straight under head coach Dawn Staley, making this season's senior class just the second in program history to play in the NCAA Tournament every season. The last four-year stint came in 1988-91 as part of the Metro Conference.

The Gamecocks are 17-11 overall in the NCAA Tournament with five Sweet 16s, two Elite Eight appearances and now one Final Four berth.

South Carolina earned its second No. 1 seed in as many seasons and will play all of its NCAA Tournament games

in the Eastern Time Zone for the first time in the Staley era. In her 15th season as a head coach, Staley has taken a team to the NCAA Tournament nine times. She is 10-9 at the event, including a 9-3 mark at South Carolina.

## Gamecocks Against the Field

South Carolina faced 10 teams that made this season's NCAA Tournament, including two of the three teams that traveled to Columbia for first- and second-round action. The Gamecocks entered the event with a 13-2 record against those 10 teams, which includes six SEC foes, adding four more wins in the event. Three of those 10 teams reached the Sweet 16 with one (UConn) advancing to the Final Four with the Gamecocks.

Entering the NCAA Tournament, South Carolina had topped 11th-seeded LSU three times and went 2-0 against No. 2 seed Tennessee and No. 10 seed Arkansas. The Gamecocks' non-conference scheduled featured four games against teams that were in the tournament field – Connecticut, Duke, Savannah State and Syracuse.

## Tournament Reinforcements

Although a handful of Gamecocks have captured the spotlight, South Carolina's historic NCAA Tournament success this season has been a full team effort. While opponents can scout the Gamecocks' primary contributors, knowing which less heralded member of South Carolina's roster will change the game is far more difficult to discern.

Second-Team All-SEC selection Alaina Coates is the most notable member of this group, lifting her scoring average from 10.6 to 14.5 points per game in the NCAA Tournament while shooting 69.0 percent from the field. Four other Gamecocks have made significant contributions to the team's four NCAA Tournament wins.

Senior Olivia Gaines has been known for her aggressive, high-energy defense, which can change the speed of the game quickly. In this year's NCAA Tournament, she has delivered timely shots as well, lifting her scoring average from 1.4 to 3.8 behind 66.7 percent shooting. Her most heroic effort came in 23 seconds late in the regional semifinal against #15/12 North Carolina, during which she was fouled, missed her free throw, grabbed the offensive rebound and hit a 3-pointer that tied the game with 1:01 to play.

Junior guard Asia Dozier has never had a gaudy stat line, but the Gamecocks can count on her to make big plays when they're needed most. Entering the tournament with a 3.8 scoring average, she is scoring 6.5 points per NCAA Tournament game on 66.7 percent shooting, including 6-of-9 from 3-point range. Her three 3-pointers in the opening five minutes against Syracuse forced the Orange to stretch out their sagging zone, freeing the Gamecocks' inside game. Dozier went on to hit all four free throws to seal the regional final win over #7/7 Florida State after entering the game hitting 6-of-9 from the stripe this season.

Freshman guard Bianca Cuevas is the latest unsuspecting catalyst as she shook off a tough finish to the regular season and averages 7.8 points on 52.4 percent shooting in the NCAA Tournament, compared to her 5.4 scoring average and .363 field goal percentage prior to the event. She scored nine points in nine minutes against #7/7 Florida State in the regional finals, routinely slicing through the lane late in the first half as the Gamecocks rallied from a nine-point deficit.

## Ranked Readings

South Carolina's 10 wins against ranked foes this season is a new program record, topping the eight wins of the 1979-80 squad. In all the Gamecocks have played 12 ranked opponents this season with a 10-2 record against such foes, including a 4-0 mark in neutral-site games. The Gamecocks are 75-218 all-time against ranked teams with a 25-41 record in the Dawn Staley era. Under Staley, South Carolina is 9-16 against ranked opponents at Colonial Life Arena, 9-14 on the road and 7-11 at neutral sites.

Tonight marks this season's seventh game against a top-10 opponent, during which the Gamecocks are 5-1, and the third against a top-five foe, against whom South Carolina is 1-1.

## Rise to the Challenge

Against the toughest opponents, a team's biggest stars have to shine brightest, and the Gamecock tandem of Tiffany Mitchell and Aleighsa Welch do just that. In 12 games against nationally ranked opponents this season, both significantly lifted the averages of their key stars.

Welch has shown great leadership in developing younger talent the last two seasons, including Mitchell last season, but has always been able to seize the moment when needed. That is most evident in the increase in her rebounding numbers from 5.4 per game in 24 outings against unranked opponents to 8.5 in 12 games against ranked foes. Similarly her scoring averages rises from 8.8 to 9.6.

Mitchell is best known for her offensive contributions, and her scoring and assist numbers only increased against ranked opponents. Averaging 13.8 points against unranked teams this season, she pours in 15.8 points per game against ranked foes. The added points have not diminished her distribution skills as she hands out 3.4 assists per game against ranked teams compared to 2.7 per game against unranked foes.

## Poll Prominence

South Carolina is No. 3 in the final regular-season Associated Press poll, after a 12-week run as the No. 1 team. It was the third-longest stretch at the top by an team in the last five seasons (beginning 2010-11). Only four teams have held the top spot in the AP poll during that time – Baylor (39), Connecticut (35) and Stanford (6).

In the last 10 seasons (beginning 2005-06), eight teams have occupied the AP Poll's No. 1 position. South Carolina's 12 weeks in the spot is the fifth-most among that group – UConn (85), Baylor (39), Tennessee (16) and Duke (14).

The AP's No. 1 ranking on Nov. 24 was a South Carolina program first, besting the No. 2 spot the Gamecocks held for five times in their history – Nov. 17, 2014; Preseason 2014-15; Jan. 2, 1982; Dec. 27, 1981; and Dec. 20, 1981.

## Reading the RPI

With a 34-2 record, including an 18-2 mark outside of Columbia, South Carolina is third in the NCAA RPI released on March 14 behind Notre Dame and Tennessee, respectively. Kentucky rounds out the SEC's top-10 entries at No. 8, and Mississippi State comes in at No. 29.

## SEC Title Talk

In 2013-14, South Carolina became the seventh program to win the SEC regular-season title, and the

## Gamecocks in 2014-15 National Polls

Poll	Pre	11/17	11/24	12/1	12/8	12/15	12/22	12/29	1/5	1/12	1/19	1/26	2/2	2/9	2/16	2/23	3/2	3/9	3/17	Final
Associated Press	2	2	1	1	1	1	1	1	1	1	1	1	1	1	2	2	3	3	3	3
Coaches	2	3	2	2	1	1	1	1	1	1	1	1	1	2	2	2	4	4	4	4

Gamecocks joined even more elite company by repeating this season. Just four teams have done so, and South Carolina shares the honor with Tennessee (multiple times), Georgia (1996, 1997) and LSU (2005, 2006).

## SEC Stories

Head coach Dawn Staley has steadily lifted the Gamecocks' national profile by building the Gamecocks into a consistent SEC contender with back-to-back regular-season titles, shirking decades of difficulty in the nation's best women's basketball conference.

In her seventh season at the helm, Staley boasts a 67-43 (.609) SEC regular-season record and has finished outside the league's top five just twice – an unprecedented achievement for a program that had finished INSIDE the top five only two times in the previous 17 seasons. Staley's 67 wins include now four seasons of double-digit league victories – 10-6 in 2012, 11-5 in 2013, an SEC-best 14-2 in 2014 and this season's 15-1 mark.

Staley's SEC regular-season record includes a 38-18 (.679) mark at home and a 29-25 (.537) slate on the road.

## Crunch Time

South Carolina has won all eight of its games this season when the margin is under 10 points in the last five minutes, and the Gamecocks have done so with their primary strengths – Tiffany Mitchell, rebounding and defense.

In those eight games – Southern Cal, vs. #22/22 Syracuse, at #9/8 Duke, #10/11 Kentucky, at Missouri, vs. #6/6 Tennessee, vs. #15/12 North Carolina and vs. #7/7 Florida State – Staley trusts in Mitchell's competitive spirit, giving her the ball in late-game situations. The junior has answered the bell, averaging 3.6 points per final five minutes of those games – more than double the next Gamecock on the list. Behind her fearless attacking of the rim, half of those points have come at the free throw line, where she has hit 16-of-19 (.842) during those close-game situations.

In a show of determination, the Gamecocks have also dominated the glass at crunch time, out-rebounding their opponents 6.0 to 4.5 per final five minutes, with Alaina Coates (1.8), A'ja Wilson (1.0) and Aleighsa Welch (1.1) grabbing the bulk of the boards.

South Carolina's defense has held those opponents to just 29.8 percent shooting and 23.5 percent from outside the arc in that time span. The Gamecocks have lifted their free throw accuracy when they count most, shooting 76.8 percent (43-of-56) from the stripe in the final five minutes of those close games, compared to 67.2 percent (484-of-720) the rest of the season. That stat especially played a role in the NCAA regional final against #7/7 Florida State, during which South Carolina hit 8-of-8 in the final four minutes after going 14-of-23 prior to that.

## Welch Watch

The program's career record holder in offensive rebounds, senior forward Aleighsa Welch looks to mount an attack on other parts of the Gamecock charts before closing out her career.

Here are a few of the career benchmarks she has a chance to catch:

Category	Current	Chasing	To Go
Points	1,441 (13th)	1,454 (12th)	13
FT Made	329 (7th)	333 (6th)	4
FT Att.	543 (5th)	604 (4th)	61
Rebs.	942 (3rd)	1026 (2nd)	84
Off. Rebs.	440 (1st)	—	—
Def. Rebs.	502 (3rd)	579 (2nd)	77
Dbl-Dbls.	23 (9th)	25 (8th)	2
Blocks	130 (7th)	133 (6th)	3
Games	136 (1st)	—	—

## Win Any Way

As the Gamecocks' baseball coach a few years ago, South Carolina athletics director Ray Tanner frequently used the phrase "Win Anyway," meaning win no matter what obstacle or miscue occurred. Women's basketball has put its own twist on the quote, building its unprecedented success on being able to win in a variety of ways.

Dawn Staley's team has won with both a high-flying offense – posting records of 5-0 when scoring 90+ points, 9-0 when scoring 80-89 points – and a more methodical one, 8-0 when scoring 70-79 points, 11-2 scoring fewer than 70.

The Gamecocks have won both inside – 15-1 when shooting less than 33.3 percent from 3-point range, 15-1 when at least half of points come in the paint – and outside – 19-1 when shooting 33.3 percent or better from 3-point range, 19-1 when less than half of points come in the paint.

South Carolina has seen its top scorer come from both the starting lineup (15-1) and the bench (15-1) – with four games in which a starter and reserve tied for the team high (win vs. Auburn – Welch, Wilson; win vs. Vanderbilt – Mitchell, Wilson; win vs. Syracuse – Mitchell, Wilson; win vs. North Carolina – Mitchell, Coates).

## Diehard Defenders

While the offense has fluctuated in source and volume, the one standard for the Gamecocks – both this season and throughout head coach Dawn Staley's career – has been their defense. South Carolina is 11th in the nation in scoring defense, allowing 53.8 points per game. On the season, just five opponents scored more than 65 points (87 by UConn, Feb. 9; 66 by Tennessee, Feb. 23; 67 by Kentucky, Mar. 1; 68 by Syracuse, Mar. 22; 74 by Florida State, Mar. 29) and 15 failed to meet the 50-point threshold.

In SEC play, South Carolina yielded a league-best 55.5 points per game and limited some of the conference's highest scoring teams well beneath their averages. Kentucky (2nd in the SEC in scoring) scored 72.3 points per game in their 14 games against other SEC teams but averaged just 63.5 in two against the Gamecocks. The league's fourth-best scoring team, Mississippi State posted 65.7 points per game in their other 14 games compared to 50 against South Carolina. In all, five teams failed to get within eight points of their average against other league schools while playing the Gamecocks – Missouri (59.7 - 49), Florida (57.1 - 42) and Georgia (55.9 - 35).

## Controlled Caroms

The Gamecocks have also built their success on the glass – an aspect of the game that head coach Dawn Staley preaches as a measure of effort as much as talent. South Carolina ranks 10th in the nation in rebounding margin, out-rebounding its opponents by 9.6 per game. The Gamecocks have out-paced their opponent by double-digit rebounds 16 times this season, including eight SEC outings. The rebounding margin has been at least 20 four times – Clemson (+22), Savannah State (+35), at Hampton (+27) and Vanderbilt (+20).

Only three teams – #22/22 Syracuse (Nov. 28), #9/8 Duke (Dec. 7) and #7/7 Florida State (Mar. 29) – have out-rebounded South Carolina this season. Kentucky (Mar. 1) tied the Gamecocks on the boards.

## Offensive Operation

Head coach Dawn Staley is often thought of as a defensive coach first, but she has helped the Gamecocks increase their offensive production each of the last four seasons. This season's 76.2 scoring average is 16th in the nation and the fourth-highest in program history. If the average remains above 75.0, it would be the first new entry in the program's all-time top five since 1993-94. The increased production has come via the fourth-best

## 2014-15 Awards

### Alaina Coates

All-SEC Second Team (Coaches, AP)  
SEC All-Defensive Team  
NCAA Greensboro Region MOP  
SEC All-Tournament Team  
Naismith Trophy Top 50 Watch List  
No. 25 Player in the Nation (espnW)

### Elem Ibiam

SEC Community Service Team

### Tiffany Mitchell

SEC Player of the Year (Coaches, AP)  
All-SEC First Team (Coaches, AP)  
Capital One Academic All-District 4  
Dawn Staley Award Finalist  
All-America (ESPN, AP, USBWA)  
Wooden Award All-America  
Naismith Trophy Finalist  
Wade Trophy Finalist  
NCAA Greensboro Region All-Tournament  
WBCA All-Region 3 (two-time)  
No. 4 Player in the Nation (espnW)

### Aleighsa Welch

SEC Scholar-Athlete of the Year  
All-SEC (Coaches - 1st Team; AP - 2nd Team)  
SEC Tournament MVP  
WBCA All-Region 3 (two-time)  
Naismith Trophy Midseason 30  
Wade Watch List  
Wooden Award Preseason Top 30

### A'ja Wilson

SEC Freshman of the Year  
All-SEC First Team (Coaches, AP)  
Wooden Award Final Ballot  
WBCA All-Region 3  
Naismith Trophy Midseason 30  
USBWA National Freshman of the Week (Dec. 1-7)  
5-time SEC Freshman of the Week (Nov. 24-30;  
Dec. 1-7; Dec. 29-Jan. 4; Jan. 26-Feb. 1; Feb.  
9-15)

### Dawn Staley

SEC Coach of the Year (two-time)  
Naismith Coach of the Year Finalist (10)  
WBCA Region 3 Coach of the Year (two-time)

field goal percentage in the nation at .485, which would rank among the program's all-time top five as well.

The Gamecocks have been especially efficient in NCAA Tournament play, averaging 81.2 points, seventh-best in the tournament this season, on a tournament-best 56.3 percent shooting.

## Bench Marks

While every competitor wants to be a starter, the Gamecocks have shown that the bench can be a just as productive position. The South Carolina bench has tied or out-scored its starting teammates 21 times this season, including 11 SEC contests and five postseason outings. In fact, the unit has out-scored the entire opposing team five times – Clemson (Nov. 20), San Diego State (Nov. 23), NC Central (Dec. 1) and Florida (Jan. 19). In all, the bench has accounted for 48.7 percent of the Gamecocks' points this season, including 50.6 percent of the offense in SEC games and 49.0 percent in postseason action.

Of the 127 double-figure games turned in this season, 65 of them have come from the bench – A'ja Wilson (28), Alaina Coates (21), Bianca Cuevas (8), Tina Roy (5), Jatarie White (2) and Asia Dozier (1).

## SWAT Team

After shattering the season record for blocked shots last season with 240, South Carolina's 226 this season are just behind that mark. The Gamecocks blocked a school-record 15 shots against Arkansas in the SEC Tournament quarterfinals, and the Gamecocks closed the tournament averaging 8.7 blocks against their three opponents.

The Gamecocks lead the SEC and rank sixth in the nation with 6.3 blocked shots per game. South Carolina has swatted double-digit shots six times, including three SEC games – 10 vs. Southern Cal, 10 vs. Kentucky, 10 at Georgia, 11 at Arkansas 12 at Kentucky and 15 against Arkansas.

Four Gamecocks rank among the SEC's top 15 blockers, led by freshman A'ja Wilson in second at 1.7 per game, followed closely by sophomore Alaina Coates in fourth at 1.5 per game. Seniors Aleighsa Welch and Elem Ibiam are next in line with Welch swatting 1.1 per game for seventh and Ibiam rejecting 0.9 per game for 13th.

## Paint by Number

South Carolina's inside game is among the most feared in the nation this season as three of the team's top four scorers play primarily in the paint, and its leading scorer – Tiffany Mitchell – can thrive in the lane as well. The Gamecocks have scored at least half of their points in the paint 17 times in 36 games this season, including nine games in which more than 60.0 percent of points came from close range. A season-high 77.5 percent of their 80 points against Central Michigan (Dec. 20) came from the paint.

## Zone Buster

While the Gamecocks are highly regarded for their post play, South Carolina's guards have been effective at capitalizing on what opposing teams are willing to cede in their preferred zone defense – the 3-point shot. The Gamecocks lead the SEC in 3-point field goal percentage, hitting 35.4 percent from outside the arc and have made more than one-third of their outside shots 19 times this season, highlighted by four games of over 50.0 percent shooting. The percentage is higher than last season's (.347), and after closing 2013-14 averaging 3.9 made 3s per game, South Carolina is third in the SEC with a 4.9 average this season.

Junior Tiffany Mitchell was the primary long-range shooter for most of the season, attempting 3.7 3s per game while shooting 42.1 percent from outside the arc. Junior Tina Roy lifted her long-range production in SEC action, hitting a team-best 43.1 percent in league games. Juniors Asia Dozier and Khadijah Sessions are both rising to the challenge in postseason play, hitting 50.0 percent (6-of-12) and 44.4 percent (4-of-9), respectively.

## Diversified Assets

South Carolina is often lauded for the depth of its talent, and the Gamecocks' improved offensive numbers certainly bear out those accolades – 16th in the nation at 76.2 points per game and fourth in the nation in field goal percentage (.485).

The embarrassment of riches has not upset South Carolina's chemistry but, instead, has strengthened it as

each Gamecock plays for the good of the team instead of herself – a message head coach Dawn Staley often equates with USA Basketball's utopian camaraderie and ultimate success.

Two stats that best exemplify the all-for-one mentality of the team are in the assist numbers – 15th in the nation at 16.8 per game – and that only one Gamecock is averaging 10.0 or more shots per game. In fact, on one of the nation's most efficient offensive teams, which features all four of its top scorers shooting over 50.0 percent, just one Gamecock has made the minimum field goals required for individual ranking in field goal percentage – Tiffany Mitchell, 50th at .501.

Here's how those numbers break down.

Name	FGM/gm	FGA/gm	FG%	PPG
Mitchell	5.1	10.2	.501	14.5
Wilson	4.7	8.8	.531	12.9
Coates	3.8	6.7	.558	10.8
Welch	4.1	7.3	.563	9.1
Ibiam	2.5	4.5	.565	6.3

## Far Reaching

South Carolina head coach Dawn Staley enjoys an embarrassment of riches with four players listed at 6'4" or taller. Even more impressive might be the reach of the Gamecocks' top contributors, most with wingspans that exceed their height.

Name	Height	Reach	Diff.
Alaina Coates	6'4"	6'8"	+4"
Elem Ibiam	6'4"	6'8"	+4"
Tiffany Mitchell	5'9"	6'0"	+3"
Aleighsa Welch	6'0"	6'3"	+3"
Asia Dozier	6'0"	6'2"	+2"
A'ja Wilson	6'5"	6'6"	+1"

## Two Grand

Junior guard Tiffany Mitchell joined senior Aleighsa Welch in the 1,000-point club against Liberty (Dec. 21), making it the first time a Gamecock team has had multiple 1,000-point scorers since 2001-02 when Shaunzinski Gortman and Jocelyn Penn both reached that plateau. In program history, there have been nine seasons that featured multiple 1,000-point scorers, including three seasons that saw three Gamecocks who surpassed the benchmark.

## Staley Status Update

While leading the Gamecocks to the best season in program history, South Carolina head coach Dawn Staley has continued to carve out her place as one of the top coaches in the game.

With the Gamecocks' rise to No. 1 in the Associated Press poll this season, Staley joined Baylor's Kim Mulkey as the only women to have played on and coached a No. 1-ranked team. Staley's Virginia team was ranked No. 1 for a total of 24 weeks spanning her junior and senior seasons. She has led the Gamecocks to 12 weeks in the top spot in the Associated Press poll so far.

Staley also earned an extension from USA Basketball as she was named to an assistant coach to the U.S. Women's National Team through the 2016 Olympic Games. Her USA Basketball coaching resume already includes gold medals at the 2014 FIBA U18 Americas Championship (head coach), 2014 FIBA World Championship (assistant coach), 2008 Beijing Olympics (asst. coach) and 2007 FIBA Americas Championship (asst. coach).

## Rare Company

As just the second sophomore ever to earn SEC Player of the Year honors from the league's coaches last season, junior Tiffany Mitchell became the seventh player to pick up the award twice in her career, joining South Carolina assistant coach Nikki McCray (1994, 1995) among others. Mitchell is the second-straight player to do it

## Team Specialty Stats

South Carolina/Opponent

	Pts. in Paint	Pts. Off TOs	2nd Chance Pts	Fast Break Pts
11/15 USC	32-36	16-22	14-10	4-8
11/20 Clem.	46-16	23-9	31-7	8-2
11/23 SDSU	40-8	3-2	15-9	24-2
11/27 vs. Wisc.	32-10	16-11	10-0	4-4
11/28 vs. Syr.	20-16	11-6	13-17	0-0
12/1 NCCU	58-12	31-7	3-3	34-0
12/4 Char.	46-20	19-15	26-4	10-13
12/7 at Duke	32-24	16-19	11-11	6-4
12/14 Sav. St.	70-26	34-12	24-3	18-6
12/17 at HU	26-14	10-19	17-6	11-4
12/20 vs. CMU	62-28	21-8	21-2	16-0
12/21 vs. LU	40-24	24-8	15-4	12-2
1/2 Aub.	52-24	28-12	16-13	22-8
1/4 at LSU	36-26	14-14	5-13	8-0
1/8 at Ala.	32-24	19-6	17-12	13-0
1/11 Ky.	36-28	9-19	18-4	10-18
1/15 at MU	22-14	10-0	14-4	6-0
1/19 at UF	46-26	20-13	11-12	14-4
1/26 TAMU	44-24	15-15	13-9	14-4
1/29 Ala.	42-22	22-10	20-9	18-4
2/1 at Miss.	36-26	18-11	18-19	8-4
2/5 at Ga.	26-14	10-18	13-8	10-0
2/9 at UC	34-40	7-17	20-10	2-10
2/12 LSU	42-26	29-19	8-16	18-8
2/15 Vandy	50-32	29-18	18-8	21-12
2/19 at Ark.	30-26	13-14	9-13	8-6
2/23 Tenn.	44-30	10-8	21-8	2-5
2/26 MSU	36-16	26-11	12-4	4-2
3/1 at Ky.	24-24	7-19	14-15	0-8
3/6 vs. Ark.	40-6	9-12	14-11	4-2
3/7 vs. LSU	34-16	18-18	11-12	8-0
3/8 vs. Tenn.	34-20	10-9	19-9	6-0
3/20 Sav. St.	56-20	21-13	8-8	16-0
3/22 Syr.	42-18	14-11	14-8	12-8
3/27 vs. UNC	18-26	6-14	13-11	2-6
3/29 vs. FSU	48-22	15-12	3-14	4-8
Averages	39.1-21.8	16.8-12.5	14.7-9.1	10.4-4.5

## Starters vs. Bench Points

	SC Starters	Opp. Starters	SC Bench	Opp. Bench
11/15 USC	55	36	15	25
11/20 Clem.	54	27	45	14
11/23 SDSU	36	17	53	21
11/27 vs. Wisc.	28	37	39	7
11/28 vs. Syr.	37	55	30	8
12/1 NCCU	48	18	42	8
12/4 Char.	41	53	41	8
12/7 at Duke	34	33	17	17
12/14 Sav. St.	51	44	60	5
12/17 at HU	33	48	36	1
12/20 vs. CMU	46	29	34	16
12/21 vs. LU	43	32	41	12
1/2 Aub.	38	20	39	38
1/4 at LSU	28	35	47	16
1/8 at Ala.	47	25	55	34
1/11 Ky.	53	40	15	20
1/15 at MU	37	40	23	9
1/19 at Florida	30	19	47	23
1/26 TAMU	38	53	41	8
1/29 Ala.	37	41	48	13
2/1 at Miss.	34	40	43	19
2/5 at Ga.	25	19	33	16
2/9 at UConn	44	82	18	5
2/12 LSU	37	58	49	4
2/15 Vandy	38	35	51	24
2/19 at Ark.	39	53	34	3
2/23 Tenn.	56	64	15	2
2/26 MSU	40	30	29	20
3/1 at Ky.	28	47	39	20
3/6 vs. Ark.	31	33	27	3
3/7 vs. LSU	28	49	46	4
3/8 vs. Tenn.	53	37	9	17
3/20 Sav. St.	38	38	43	10
3/22 Syr.	46	57	51	11
3/27 vs. UNC	28	49	39	16
3/29 vs. FSU	40	51	40	23
Averages	39.1	40.1	7.1	14.7

after Kentucky's Adia Mathies completed her double in 2012 and 2013, but the first to earn the award outright in consecutive seasons since LSU Simone Augustus took home the honor in 2005 and 2006.

### New Name, Same Title

South Carolina became just the second team in league history to earn back-to-back SEC Freshman of the Year awards as A'ja Wilson followed in the footsteps of Alaina Coates. Georgia is the only other team to have captured the award in consecutive seasons – 2001 with Christi Thomas and 2002 with Kara Braxton. Wilson and Coates also share the SEC record, with several others, with five SEC Freshman of the Week honors.

### Books and Boards

Senior Aleighsa Welch became the Gamecocks' first ever SEC Scholar-Athlete of the Year this season. The sport and entertainment management major marries her strong GPA with even stronger work on the glass as she is third in school history in total rebounds and holds the career offensive rebounds record.

### More on Muffin

Two-time All-SEC First-Team selection Aleighsa Welch became the program's first SEC Scholar-Athlete of the Year as the league coaches recognized the career contributions as the heart and soul of the Gamecock program, who now holds the school record for career offensive rebounds (440) and is third in total rebounds (942).

Welch has been locked in on finishing her career with a bang, and her consistent effort has her ranked among the program's career top 10 in eight different categories, including three rebounding top-five entries, while also among the top-15 scorers. Among the Gamecocks' 30 1,000-point scorers, she is just the fourth in program history to also amass at least 900 rebounds as well. Her current career .579 field goal percentage is second in school history behind only Jocelyn Penn's school-record .593.

The expansion of the Gamecocks' frontline has brought her overall rebounding numbers down slightly (6.3 rpg this season vs. 7.2 average previous three seasons), but she has been especially tenacious on the glass against ranked opponents, averaging a team-high 8.1 boards over 11 games against ranked foes (including a flu-ridden two-rebound effort at #13/15 Kentucky to end the regular season) compared to 5.4 in the Gamecocks' other 24 outings.

Welch also continues to provide consistency on the offensive end, shooting 56.3 percent from the field and handing out 1.9 assists per game.

### Trademark TM

Two-time SEC Player of the Year Tiffany Mitchell is a finalist for all three national player of the year awards because of her ability to affect the game in myriad ways. She ranks among the SEC's best in scoring (6th, 14.5 ppg), field goal percentage (2nd, .501) and free throw percentage (3rd, .838). Aside from scoring, Mitchell is also among the league's top 15 in assists (10th, 2.9) and steals (11th, 1.8). In fact, only two players rank among the SEC's top 15 in scoring, assists and steals – Mitchell and Georgia's Shacobia Barbee, who missed the second half of the season due to injury.

Mitchell showed similar diversity last season and added

outside shooting to this season's resume, hitting 42.1 percent from outside the arc, where she makes 1.6 3s per game. Her heightened accuracy was on full display against San Diego State (Nov. 23) when her 6-of-6 effort from 3 was the best perfect game in program history. She went on to match her career high with six 3s at Hampton as well, those coming on eight attempts.

### Double Trouble

One of sophomore Alaina Coates' goals this season focuses around posting double-doubles, taking to heart her head coach's quip that the 6-foot-4 center is a "walking double-double." Ranking 2nd in the SEC with 12 this season, the Irmo, S.C., native has 23 career double-doubles through 69 games, placing 10th in school history in the category.

Five of this season's 12 came in SEC action, which is one shy of the program record of six set by Marsha Williams in 1991-92. Her 10 career SEC double-doubles is just one shy of Williams' career record of 11.

### Hometown Hero

SEC Freshman of the Year A'ja Wilson wrapped up her first regular season with a bang as her 19 rebounds at #13/15 Kentucky (Mar. 1) broke the South Carolina freshman record, previously held by Alaina Coates at 17 against Kentucky on Jan. 9 2014. She holds the program's freshman record for free throws made (123) and attempted (185) – both also previously held by Coates, ranking second in blocks (73) and third in points (456).

With five double-doubles on the season, Wilson is second on the team in scoring (12.9 ppg) and rebounding (6.5 rpg), ranking 12th in the SEC in both. She is the

only freshman to rank among the SEC top 20 in both scoring and rebounding. She has led the team in scoring 14 times, including seven SEC games. Wilson also ranks second in the league in blocked shots average at 1.7.

Wilson earned SEC Freshman of the Week five times, tying the league record, and was the USBWA's first Freshman of the Week (games Dec. 1-7).

### It's Elem-entary

Senior center Elem Ibiam is making a charge at the school record for career blocks this season after setting the single-season mark with 83 in 2013-14. The Fayetteville, Ga., native is currently second with 164 in her career, trailing the Gamecocks' career record of 177 of set by Lakesha Tolliver (2004-07).

## Miscellaneous Stats

Double-Doubles	2014-15	Career	Record
Alaina Coates	12	22	21-1
A'ja Wilson	5	5	4-1
Aleighsa Welch	4	23	20-3
Elem Ibiam	1	2	1-1
Tiffany Mitchell	0	4	4-0

20+ Points	2014-15	Career	Record
Tiffany Mitchell	5	13	13-0
A'ja Wilson	4	4	4-0
Alaina Coates	2	8	7-1
Bianca Cuevas	1	1	1-0
Elem Ibiam	1	1	1-0
Aleighsa Welch	0	5	3-2

10+ Points	2014-15	Career	Record
Tiffany Mitchell	29	74	66-8
A'ja Wilson	28	28	26-2
Alaina Coates	23	46	44-2
Aleighsa Welch	17	78	66-12
Elem Ibiam	8	33	29-4
Bianca Cuevas	8	8	8-0
Asia Dozier	4	13	12-1
Khadijah Sessions	5	20	19-1
Tina Roy	5	12	10-2
Jatarie White	2	2	2-0
Tiffany Davis	0	1	1-0

10+ Rebounds	2014-15	Career	Record
Alaina Coates	14	25	24-1
Aleighsa Welch	7	29	26-3
A'ja Wilson	5	5	4-1
Elem Ibiam	1	4	5-2
Tiffany Mitchell	0	7	6-1
Asia Dozier	0	1	1-0

5+ Assists	2014-15	Career	Record
Bianca Cuevas	5	5	5-0
Tiffany Mitchell	4	11	11-0
Khadijah Sessions	4	9	9-0
Tina Roy	3	5	5-0
Aleighsa Welch	1	2	2-0
Asia Dozier	0	8	8-0
Olivia Gaines	0	1	1-0

5+ Steals	2014-15	Career	Record
Tiffany Mitchell	3	8	8-0
Tiffany Davis	0	1	1-0

5+ Blocks	2014-15	Career	Record
Alaina Coates	1	3	3-0
A'ja Wilson	1	1	0-1
Elem Ibiam	0	7	7-0
Aleighsa Welch	0	2	2-0

## Games Led Team In...

(Tied for team lead in each category included)

Scoring	2014-15	Career	Record
Tiffany Mitchell	17	37	35-2
A'ja Wilson	14	14	13-1
Alaina Coates	4	11	10-1
Aleighsa Welch	3	28	18-10
Bianca Cuevas	2	2	2-0
Asia Dozier	1	2	2-0
Elem Ibiam	0	6	4-2
Khadijah Sessions	0	3	2-1
Tina Roy	0	2	2-0

Rebounding	2014-15	Career	Record
Alaina Coates	16	34	32-2
A'ja Wilson	9	9	8-1
Aleighsa Welch	10	49	41-8
Elem Ibiam	2	13	13-0
Tiffany Mitchell	1	10	9-1

Assists	2014-15	Career	Record
Tiffany Mitchell	12	29	27-2
Khadijah Sessions	11	22	20-2
Tina Roy	8	11	11-0
Bianca Cuevas	7	7	7-0
Asia Dozier	3	13	13-0
Aleighsa Welch	3	13	9-4
Olivia Gaines	1	2	1-1
Alaina Coates	1	1	1-0

## Scoring Differentials

Largest lead in a win.....	by 64 (111-47), 2nd-0:52, Savannah state, 12/12
Largest deficit overcome to win.....	by 12 (15-27), 1st-8:41, vs. Syracuse, 11/27
Largest lead given up in a loss.....	by 6 (15-9), 1st-8:35, at Kentucky 3/1
Largest deficit in a loss.....	by 25 (62-87), 2nd-0:37, at UConn, 2/9

## South Carolina's Record When...

	Postseason	SEC	All
Record.....	7-0	15-1	34-2
Playing a ranked opponent.....	3-0	5-1	10-2
Playing at home .....	2-0	8-0	16-0
Playing on the road .....	7-1	9-2	
Playing at neutral site .....	5-0	0-0	9-0
Leading at half .....	5-0	14-0	29-0
Trailing at half .....	2-0	1-1	5-2
Tied at half .....	0-0	0-0	0-0
Playing an overtime game .....	0-0	0-0	0-0
0 players score in double figures .....	0-0	0-0	0-0
1 player scores in double figures .....	0-0	0-0	0-0
2 players score in double figures .....	1-0	4-1	7-1
3 players score in double figures .....	3-0	6-0	10-1
4 players score in double figures .....	2-0	2-0	8-0
5 players score in double figures .....	2-0	6-0	6-0
More than 5 players in double figures.....	1-0	1-0	3-0
Starters out-score opponent's starters .....	1-0	7-0	16-0
Opponent's starters score equal/more .....	6-0	8-1	18-2
Bench out-scores opponent's bench .....	7-0	14-1	31-2
Opponent's bench scores equal/more.....	1-0	3-0	
SC Starters out-score SC Bench.....	2-0	5-0	14-1
SC Bench out-scores/ties SC Starters .....	5-0	10-1	20-1
Shooting 50% or better .....	4-0	7-0	17-0
Shooting between 40-49% .....	3-0	5-0	12-0
Shooting between 30-39% .....	3-1	5-2	
Shooting less than 30% .....	0-0	0-0	0-0
Opponent shoots 50% or better .....	0-0	0-1	0-1
Opponent shoots between 40-49% .....	1-0	4-0	6-0
Opponent shoots between 30-39% .....	5-0	8-1	21-1
Opponent shoots less than 30% .....	1-0	3-0	7-0
Shooting better than opponent.....	7-0	13-1	31-1
Shooting worse than/equal to opponent .....	2-0	3-1	3-1
Having more FTs made than opponent .....	5-0	12-0	25-0
Having equal/less FTs made than opponent .....	2-0	3-1	9-2
Out-rebounding opponent.....	6-0	15-0	31-1
Having equal/less rebounds than opponent .....	1-0	0-1	3-1
Having more TOs than opponent .....	2-0	7-1	11-2
Having equal or less TOs than opponent.....	5-0	8-0	23-0
Attempting more FT than 3FG.....	5-0	14-0	28-1
Attempting equal/less FT than 3FG .....	2-0	1-1	6-1
Making 5 or more 3FGs.....	4-0	6-1	18-2
Making less than 5 3FGs.....	3-0	9-0	16-0
Making no 3 FGs.....	0-0	0-0	0-0
Attempting 15 or more 3FGs.....	3-0	6-1	15-1
Attempting less than 15 3FGs.....	4-0	9-0	19-1

	Postseason	SEC	All
No South Carolina players foul out .....	6-0	13-0	29-1
One or more SC players foul out.....	1-0	2-1	5-1
Having 20 or more assists.....	3-0	3-0	14-0
Having less than 20 assists.....	4-0	12-1	20-2
Scoring more pts. in paint than opponent .....	6-0	15-0	32-0
Scoring equal/less pts. in paint than opp. ....	1-0	0-1	2-2
Scoring more pts. off TOs than opponent .....	4-0	10-0	23-0
Scoring equal/less pts. off TOs than opp. ....	3-0	5-1	11-2
Scoring more 2nd-chance pts. ....	4-0	10-0	23-1
Scoring equal/less 2nd-chance pts.....	3-0	5-1	11-1
Scoring more fast break pts.....	5-0	13-0	26-0
Scoring equal/less fast break pts.....	2-0	2-1	8-2
Wearing white uniforms .....	7-0	6-0	23-0
Wearing black uniforms .....	7-1	9-2	
Wearing pink uniforms .....	2-0	2-0	2-0
Playing in tournaments/classics .....	7-0	11-0	11-0
Playing on live television .....	7-0	13-1	23-2
Playing in November.....	5-0		
Playing in December .....	7-0		
Playing in January .....	8-0	8-0	
Playing in February .....	7-0	7-1	
Playing in March.....	7-0	0-1	7-1
Playing during the day.....	4-0	4-0	13-0
Playing at night .....	3-0	11-1	21-2
Playing on Sunday.....	3-0	4-1	11-1
Playing on Monday.....	3-0	4-1	
Playing on Tuesday.....	0-0	0-0	0-0
Playing on Wednesday.....	0-0	1-0	
Playing on Thursday.....	7-0	10-0	
Playing on Friday .....	3-0	1-0	5-0
Playing on Saturday.....	1-0	0-0	3-0
Margin is less than 5 pts. ....	1-0	0-0	3-0
Margin is between 5-9.....	1-0	2-0	4-0
Margin is between 10-19.....	1-0	6-1	7-1
Margin is 20 pts. or more.....	4-0	7-0	20-1
Having a 20-pt. scorer.....	1-0	5-0	10-0
Having a 30-pt. scorer.....	0-0	0-0	0-0
Scoring 49 points or less.....	0-0	0-0	0-0
Scoring 50-59 points.....	1-0	1-1	3-1
Scoring 60-69 points.....	2-0	4-0	9-1
Scoring 70-79 points.....	1-0	6-0	8-0
Scoring 80-89 points.....	2-0	5-0	9-0
Scoring 90-99 points.....	1-0	0-0	3-0
Scoring 100 points or more.....	1-0	2-0	



## 2014-15 Team High/Low

South Carolina Highs	South Carolina Lows	Category	Opponent Lows	Opponent Highs
111 vs. Savannah State, 12/14	51 at Duke, 12/7	<b>Points in Game</b>	26, NC Central, 12/1	87, at UConn, 2/9
60 (1st) vs. Savannah State, 12/14	17 (1st) at Duke, 12/7	<b>Points in Half</b>	10 (2nd), NC Central, 12/1	47 (1st) at UConn, 2/9
38 vs. Savannah State, 12/14	20 vs. North Carolina, 3/27	<b>Field Goals Made</b>	10, NC Central, 12/1	31 at UConn, 2/9/15
38 vs. Clemson, 11/20	20 at Kentucky, 3/1			
	20 at Duke, 12/7			
72 vs. Central Michigan, 12/20	46 vs. North Carolina, 3/27	<b>Field Goal Attempts</b>	45, NC Central, 12/1	70, vs. LSU, 2/12
72 vs. Clemson, 11/20				70, at Florida, 1/19
.642 (34-53) vs. Savannah St., 3/20	.323 (20-62) at Kentucky, 3/1	<b>FG Percentage</b>	.193 (11-57) vs Arkansas, 3/6	.554 (31-56), at UConn, 2/9
11 at Alabama, 1/8	1 vs. Mississippi State, 2/26	<b>3-Point FG Made</b>	1, vs. LSU, 2/12	8, Florida State, 3/29
	1 vs. Tennessee, 2/23		1, at Florida, 1/15	8, Syracuse, 3/22
	1 vs. Texas A&M, 1/26		1, at LSU, 1/4	8, at UConn, 2/9
	1 vs. Savannah State, 12/14		1, Savannah State, 12/14	
28 vs. C. of Charleston, 11/14	4 vs. Texas A&M, 1/26	<b>3-Point FG Attempts</b>	4, Vanderbilt, 2/15	23, vs. Mississippi State, 2/26
.583 (7-12) vs. LSU, 2/12	.125 (1-8) vs. Savannah St., 12/14	<b>3-Point FG Percentage</b>	.067 (1-15), at Florida, 1/19	.727 (8-11), at UConn, 2/9
34 vs. Savannah State, 12/14	3 vs. Central Michigan, 12/20	<b>Free Throws Made</b>	3, Texas A&M, 1/26	27, at Kentucky, 3/1
			3, at Florida, 1/19	
			3, Clemson, 11/20	
47 vs. Savannah State, 12/14	9 vs. Tennessee, 3/8	<b>Free Throw Attempts</b>	4, at Florida, 1/19	35, at Kentucky, 3/1
	9 vs. Central Michigan, 12/20			
.850 (17-20) at Alabama, 1/8	.333 (3-9) vs. Central Mich., 12/20	<b>FT Percentage</b>	.364 (8-22) at Ole Miss, 2/1	1.000 (6-6), Liberty, 12/21
56 vs. Savannah State, 12/14	28 vs. Florida State, 3/29	<b>Rebounds</b>	20, Charlotte, 12/4	50, Syracuse, 11/28
26 vs. NC Central, 12/1	6 at Missouri, 1/15	<b>Assists</b>	2, NC Central, 12/1	18, at UConn, 2/9/15
21 vs. NC Central, 12/1	2 at Hampton, 12/17	<b>Steals</b>	1, Wisconsin, 11/27	13, at LSU, 1/4
15 vs. Arkansas, 3/6	1 at UConn, 2/9	<b>Blocked Shots</b>	0, at Ole Miss, 2/1	9, Liberty, 12/21
	1 vs. San Diego St., 11/23		0, at Missouri, 1/15	
23 at LSU, 1/4	5 vs. Tennessee, 2/23	<b>Turnovers</b>	8, vs. Arkansas, 3/6	29, San Diego St., 11/23
	5 vs. Syracuse, 11/28			
25 at Kentucky, 3/1	7 vs. Central Michigan, 12/20	<b>Fouls</b>	9, vs. Tennessee, 3/8	32, at Ole Miss, 2/1
	7 vs. San Diego St., 11/23			
	7 vs. Clemson, 11/20			

## 2014-15 Individual Superlatives

Category	South Carolina	Opponent
<b>Points in Game</b>	26 by A'ja Wilson vs. LSU, 2/12	26 by Hasina Muhammad, Auburn, 1/2
<b>Points in Half</b>	15 (1st) by Tiffany Mitchell vs. Vanderbilt, 2/15 15 (1st) by Tiffany Mitchell vs. Syracuse, 11/28	18 (2nd) by Hasina Muhammad, Auburn, 1/2
<b>Field Goals Made</b>	9 by Aleighsa Welch vs. Tennessee, 2/23	9 by Crystal Bradford, Central Michigan, 12/20
<b>Field Goal Attempts</b>	17 by Aleighsa Welch at UConn, 2/9 17 by A'ja Wilson vs. Auburn, 1/2	23 by Alexis Peterson, Syracuse, 3/22
<b>FG Percentage</b>	1.000 (7-7) by Elem Ibiam vs. Charlotte, 12/4	1.000 (5-5) by Drew Edelman, Southern Cal, 11/15
<b>3-Point FG Made</b>	6 by Tiffany Mitchell at Hampton, 12/17 6 by Tiffany Mitchell vs. San Diego State, 11/23	5 by Dashawn Harden, LSU, 3/7 5 by Kaleena Mosqueda-Lewis, at UConn, 2/9
<b>3-Point FG Attempts</b>	9 by Tina Roy at Kentucky, 3/1 9 by Tina Roy vs. Syracuse, 11/28	10 by Brianna Butler, Syracuse, 11/28
<b>3-Point FG Percentage</b>	1.000 (6-6) by Tiffany Mitchell vs. San Diego State, 11/23	1.000 (3-3) by Calli Berna, at Arkansas, 2/15 1.000 (3-3) by Hillary Sigmon, Charlotte, 12/4
<b>Free Throws Made</b>	11 by A'ja Wilson vs. LSU, 2/12 11 by Tiffany Mitchell vs. Kentucky, 1/11	10 by Hasina Muhammad, Auburn, 1/2
<b>Free Throw Attempts</b>	15 by A'ja Wilson vs. LSU, 2/12	11 by Makayla Epps, at Kentucky, 3/1 11 by Breanna Stewart, at UConn, 2/9 11 by Meoshonti Knight, at Alabama, 1/8 11 by Briana Day, Syracuse, 11/28
<b>FT Percentage</b>	1.000 (10-10) by Alaina Coates vs. North Carolina, 3/27	1.000 (10-10) by Hasina Muhammad, Auburn, 1/2
<b>Rebounds</b>	19 by A'ja Wilson at Kentucky, 3/1	17 by Briana Day, Syracuse, 11/28
<b>Assists</b>	10 by Tina Roy vs. Savannah State, 12/14	9 by Alexis Peterson, Syracuse, 11/28
<b>Steals</b>	7 by Tiffany Mitchell vs. NC Central, 12/1	5 by Danielle Ballard, LSU, 2/12
<b>Blocked Shots</b>	6 by A'ja Wilson at Kentucky, 3/1	6 by Ashley Rininger, Liberty, 12/21
<b>Turnovers</b>	6 by A'ja Wilson at Georgia, 2/5 6 by Tiffany Mitchell vs. Southern Cal, 11/15	8 by Danielle Ballard, LSU, 2/12

# Staley Era Team Records

*Italics indicates set in 2014-15*

## Scoring

Most	Points
1. vs. Savannah State, 12/14/14	111
2. at Alabama, 1/8/15	102
3. vs. Clemson, 11/20/14	99
vs. Ole Miss, 1/30/14	99
vs. Charleston Southern, 11/8/13	99

Fewest	Points
1. at Stanford, 11/26/10	32
2. vs. Georgia, 3/4/11	34
3. vs. Mississippi State, 3/5/09	39
4. at Georgia, 1/13/13	40
5. at Mississippi State, 2/26/09	41

Fewest Allowed	Points
1. vs. South Carolina State, 12/14/11	21
2. vs. Presbyterian, 11/27/11	24
3. vs. NC Central, 12/11/14	26
vs. SC State, 12/22/13	26
5. vs. NC Central, 12/2/13	27

Most Allowed	Points
1. at Clemson, 11/19/09	94
2. vs. North Carolina, 12/20/09	93
3. at Connecticut, 2/9/15	87
4. vs. Xavier, 11/12/10	84
5. at Tennessee, 2/17/11	82
at Florida, 2/22/09	82

## Margin of Outcome

Victory	Score	Margin
1. vs. Charleston Southern, 11/8/13	99-29	+70
2. vs. NC Central, 12/11/14	90-26	+64
3. vs. Savannah State, 12/14/14	111-49	+62
4. vs. Clemson, 11/20/14	99-41	+58
5. vs. NC Central	79-27	+52

Defeat	Score	Margin
1. at Stanford, 11/26/10	32-70	-38
2. vs. Georgia, 3/4/11	34-66	-32
3. vs. Stanford, 12/19/08	47-78	-31
4. at Penn State, 11/21/10	48-78	-30
5. vs. Connecticut, 12/28/08	48-77	-29

## Field Goals

Made	FGM
1. vs. Charleston Southern, 11/8/13	39
2. vs. Savannah State, 12/14/14	38
vs. Clemson, 11/20/14	38
4. at Alabama, 1/8/15	37
vs. Central Michigan, 12/20/14	37

Attempts	FGA
1. vs. Penn State, 11/20/11	76
2. at Clemson, 11/19/09	74
3. vs. Tennessee, 1/20/11	73
4. vs. Central Michigan, 12/20/14	72
vs. Clemson, 11/20/14	72
vs. Kansas, 3/25/13	72

Highest Percentage (Min. 40 FGA)	FGM-A	Pct
1. vs. Savannah State, 3/20/15	34-53	.642
2. at Alabama, 1/8/15	37-58	.638
3. vs. Florida State, 3/29/15	30-49	.612
4. vs. Charleston Southern, 11/8/13	39-64	.609
5. vs. Ole Miss, 1/30/14	31-51	.608

Lowest Percentage (Min. 40 FGA)	FGM-A	Pct
1. at Stanford, 11/26/10	12-55	.218
2. vs. Georgia, 3/4/11	12-52	.231
3. at Florida, 1/20/13	15-64	.234
4. at Kentucky, 2/5/09	13-55	.236
5. at Georgia, 1/2/11	13-54	.241

Lowest Percentage Allowed	FGM-A	Pct
1. vs. South Carolina State, 12/14/11	6-48	.125
2. vs. NC Central, 12/2/13	8-50	.160
3. vs. Charleston Southern, 11/8/13	10-54	.185
4. vs. Arkansas, 3/6/15	11-57	.193
vs. Hampton, 11/22/12	11-57	.193

Highest Percentage Allowed	FGM-A	Pct
1. vs. Connecticut, 12/28/08	35-62	.565
vs. Florida, 1/9/11	26-46	.565
3. vs. Xavier, 11/12/10	34-61	.557
4. at Connecticut, 2/9/15	31-56	.554
5. at Kentucky, 1/13/11	30-55	.545

## 3-Point Field Goals

Made	3FGM
1. at Alabama, 1/8/15	11
2. at Hampton, 12/17/14	9
vs. Syracuse, 11/28/14	9
vs. San Diego State, 11/23/14	9
Seven other times	9

Attempts	3FGA
1. vs. Penn State, 11/20/11	29
2. vs. College of Charleston, 11/14/13	28
vs. North Carolina, 12/19/10	28
4. vs. Syracuse, 11/28/14	26
5. vs. Savannah State, 11/15/12	25
at Ole Miss, 1/16/11	25

Percentage (Min. 5 3FGA)	3FGM-A	Pct
1. vs. Oregon State, 3/25/14	4-6	.667
vs. Ole Miss, 1/30/14	4-6	.667
vs. Savannah State, 12/28/13	4-6	.667
vs. Western Carolina, 12/29/12	6-9	.667
at Alabama, 1/10/10	8-12	.667
vs. Charlotte, 12/21/08	8-12	.667

## Free Throws

Made	FTM
1. vs. Savannah State, 12/14/14	34
vs. Oregon State, 3/25/14	34
3. vs. Ole Miss, 1/30/14	32
at Mississippi State, 1/6/13	32
5. vs. Georgia, 2/27/14	30
vs. Savannah State, 12/28/13	30
vs. Seton Hall, 11/17/13	30

Attempts	FTA
1. at Mississippi State, 1/6/13	50
2. vs. Savannah State, 12/28/13	48
3. vs. Savannah State, 12/14/14	47
4. vs. Missouri, 2/2/14	46
5. vs. Seton Hall, 11/17/13	44
vs. SC State, 12/21/12	44

Percentage (Min. 10 FTA)	FTM-A	Pct
1. vs. Alabama, 1/19/14	10-11	.909
2. vs. Auburn, 1/2/09	23-26	.885
3. vs. San Diego State, 11/28/09	14-16	.875
4. at Mississippi State, 2/6/14	20-23	.870
5. at Alabama, 1/8/15	17-20	.850
at Kentucky, 2/20/14	17-20	.850

## Rebounding

Total	Rebs
1. vs. College of Charleston, 11/14/13	62
2. at Florida, 1/20/13	59
3. vs. Hampton, 11/22/12	57
4. vs. Savannah State, 12/14/14	56
5. vs. Kentucky, 1/11/15	55

Margin	Rebs	Margin
1. vs. Savannah State, 12/14/14	56-21	+35
2. at Alabama, 2/7/13	53-24	+29
3. vs. Hampton, 12/17/14	48-21	+27
4. vs. SC State, 12/22/13	47-21	+26
vs. Florida Gulf Coast, 11/23/12	46-20	+26

## Assists

Game	Assists
1. vs. NC Central, 12/11/14	26
2. vs. San Diego State, 11/23/14	25
vs. Clemson, 11/20/14	25
vs. Alabama, 1/19/14	25
vs. Charleston Southern, 11/8/13	25

## Steals

Game	Steals
1. vs. NC Central, 12/11/14	21
vs. Furman, 12/11/11	21
3. vs. San Diego State, 11/23/14	18
4. vs. Charleston Southern, 11/8/13	17
5. vs. NC State, 12/12/10	16
vs. USC Upstate, 12/16/08	16

## Blocked Shots

Game	Blocks
1. vs. Arkansas, 3/6/15	15
2. at Mississippi State, 2/6/14	14
vs. Kentucky, 1/9/14	14
4. at Kentucky, 3/11/15	12
vs. Charleston Southern, 11/14/13	12

## Turnovers

Fewest	TOs
1. at Tennessee, 2/2/12	4
2. vs. Tennessee, 2/23/15	5
vs. Syracuse, 11/28/14	5
at Missouri, 2/28/13	5
vs. Georgia, 3/2/12	5
vs. Ole Miss, 3/3/11	5

Most	TOs
1. at Wake Forest, 12/3/08	32
2. vs. Hampton, 11/22/12	29
vs. Kentucky, 1/15/12	29
4. at Kentucky, 1/13/11	28
5. vs. Jacksonville, 12/30/08	26

## The Last Time...

### Individual

#### Scored 50 Points

**South Carolina** 51, Jocelyn Penn vs. Stetson, 1/4/03  
**Opponent** Never

#### Scored 40 Points

**South Carolina** 51, Jocelyn Penn vs. Stetson, 1/4/03  
**Opponent** 46, Cornelia Gayden, LSU, 1/14/95

#### Scored 30 Points

**South Carolina** 30, Ieasia Walker vs. Clemson, 11/18/10  
**Opponent** 32, LaQueta Ferguson, Florida International, 11/25/07

#### Grabbed 20 Rebounds

**South Carolina** 25, Kelsey Bone vs. Boston University, 12/28/09  
**Opponent** 24, Courtney Paris, Oklahoma, 12/30/07

#### Grabbed 15 Rebounds

**South Carolina** 19, A'ja Wilson at Kentucky, 3/1/15  
**Opponent** 17, Briana Day, Syracuse, 11/28/14

#### Two Players with 20 or More Points

**South Carolina** Tiffany Mitchell 20/A'ja Wilson 20 vs. Vanderbilt, 2/15/15  
**Opponent** Kaleena Mosqueda-Lewis 23/Breanna Stewart 22 at UConn, 2/9/15

#### Two Players with 10 or More Rebounds

**South Carolina** Alaina Coates 14/A'ja Wilson 10 vs. Auburn, 1/2/15  
**Opponent** Shela Boykin 12/Danielle Ballard 12, LSU, 2/12/15

#### Had 10 Assists

**South Carolina** 10, Tina Roy vs. Savannah State, 12/14/14  
**Opponent** 11, Marneshia Richard, Mississippi State, 1/21/07

#### Had Five Steals

**South Carolina** 5, Tiffany Mitchell at Arkansas, 2/19/15  
**Opponent** 5, Danielle Ballard, LSU, 2/12/15

#### Had Five Blocked Shots

**South Carolina** 5, Alaina Coates vs. Alabama, 1/29/15  
**Opponent** 5, Breanna Stewart, at UConn, 2/9/15

#### Had a Double-Double

**South Carolina** Alaina Coates (18 pts/10 rebs) vs. North Carolina, 3/27/15  
**Opponent** Stephanie Mavunga (10 pts/13 rebs), North Carolina, 3/27/15

#### Two Players had a Double-Double

**South Carolina** Alaina Coates (11 pts/14 rebs)/A'ja Wilson (12 pts/10 rebs) vs. Auburn, 1/2/15  
**Opponent** Sheila Boykin (12 pts/12 rebs)/Danielle Ballard (16 pts/12 rebs), LSU, 2/12/15

#### Three Players had a Double-Double

**South Carolina** Ashley Bruner (16 pts/12 rebs)/Aleighsa Welch (16 pts/ 11 rebs)/Elem Ibiam (12 pts/10 rebs) vs. Kansas, 3/25/13  
**Opponent** Merlakia Jones (26 pts/10 rebs)/Takilya Davis (19 pts/13 rebs)/DeLisha Milton (14 pts/15 rebs), at Florida, 2/20/94

#### Had a Triple-Double

**South Carolina** Iva Sliskovic (18 pts, 15 rebs, 10 assts) vs. High Point, 12/20/06  
**Opponent** Never

### Team

#### Scored 100 Points

**South Carolina** 102 vs. North Carolina A&T, 3/21/08  
**Opponent** 103, Clemson, 11/21/03

#### Won by 30 or More Points

**South Carolina** 89-59 (30) vs. Vanderbilt, 2/15/15  
**Opponent** 66-34 (32), Georgia, 3/4/11

#### Shot 65% or Better from the Field

**South Carolina** .652 (45-69) vs. East Tennessee State, 12/19/00  
**Opponent** Never

#### Shot 60% or Better from the Field

**South Carolina** .612 (30-49) vs. Florida State, 3/29/15  
**Opponent** .604 (29-48), Vanderbilt, 1/18/01

#### Shot 50% or Better from the Field

**South Carolina** .612 (30-49) vs. Florida State, 3/29/15  
**Opponent** .554 (31-56), at UConn, 2/9/15

#### No Players in Double-Figure Points

**South Carolina** at Auburn, 1/19/12  
**Opponent** at Georgia, 2/5/15

#### Five Players in Double-Figure Points

**South Carolina** at Ole Miss, 2/1/15  
**Opponent** Arkansas, 2/14/10

#### More Than Five Players in Double-Figure Points

**South Carolina** 6 vs. Syracuse, 3/22/15  
**Opponent** 6 at Georgia, 2/13/03

#### Faced AP Top-25 Opponent

**Win** 80-74 vs. No. 7 Florida State, 3/29/15  
**Loss** 56-67 at No. 13 Kentucky, 3/1/15

#### Faced AP Top-10 Opponent

**Win** 80-74 vs. No. 7 Florida State, 3/29/15  
**Loss** 87-62 at No. 2 UConn, 2/9/15

#### Faced AP Top-5 Opponent

**Win** 62-46 vs. No. 5 Tennessee, 3/8/15  
**Loss** 87-62 at No. 2 UConn, 2/9/15

#### Faced AP No. 1 Team

**Win** Never  
**Loss** 49-53 vs. No. 1 Stanford, 12/19/12

#### Overtime Game

**Win** 58-55 vs. Drexel, 11/28/12  
**Loss** 65-57 at Texas A&M, 1/16/14

#### Double-Overtime Game

**Win** 92-91 at Florida State, 2/4/91  
**Loss** 92-94 at Clemson, 11/19/09

#### South Carolina Was Ranked (AP Poll)

**No. 1** 2/9/15  
**Top 10** No. 3, 3/17/15  
**Top 25** No. 3, 3/17/15

# Career Highs

## **Alaina Coates**

**Pts** 24, 2x, last vs. Ole Miss, 1/30/14  
**FG** 11 vs. Vanderbilt, 1/5/14  
**FGA** 16 vs. Vanderbilt, 1/5/14  
**FG %** 1.000 (7-7) vs. SC St., 12/22/13  
**FT** 11 at San Diego St., 11/23/13  
**FTA** 15 at San Diego St., 11/23/13  
**FT %** 1.000 (10-10) vs. North Carolina, 3/27/15  
**Reb** 17 vs. Kentucky, 1/9/14  
**Off Reb** 7 vs. Kentucky, 1/9/14  
**Def Reb** 13 vs. CSU Northridge, 3/23/14  
**Blk** 5, 3x, last vs. Alabama, 1/29/15  
**Stl** 3, 2x, last at Florida, 1/19/15  
**Asst** 3, 3x, last vs. Savannah State, 3/22/15  
**Min** 30 vs. Southern Cal, 11/15/14

## **Bianca Cuevas**

**Pts** 21 at Ole Miss, 2/1/15  
**FG** 7 at Georgia, 2/5/15  
**FGA** 14 at Georgia, 2/5/15  
**FG %** .833 (5-6) at Hampton, 12/17/14  
**3FG** 2, 4x, last at Georgia, 2/5/15  
**3FGA** 6 vs. Clemson, 11/20/14  
**3FG %** .667 (2-3) at Hampton, 12/17/14  
**FT** 9 at Ole Miss, 2/1/15  
**FTA** 11 at Ole Miss, 2/1/15  
**FT %** 1.000 (5-5) vs. Syracuse, 3/22/15  
**Reb** 4, 3x, last at Georgia, 2/5/15  
**Off Reb** 3 vs. Alabama, 1/29/15  
**Stl** 4, 2x, last vs. Savannah State, 12/14/14  
**Asst** 5, 5x, last vs. Savannah State 3/20/15  
**Min** 24 at Ole Miss, 2/1/15

## **Tiffany Davis**

**Pts** 11 vs. Ole Miss, 1/30/14  
**FG** 3 vs. Savannah State, 12/28/13  
**FGA** 6 vs. SC State, 12/22/13  
**FG %** 1.000 (3-3) vs. Savannah St, 12/28/13  
**3FG** 2, 3x, last vs. Ole Miss, 1/30/14  
**3FGA** 5 vs. Winthrop, 12/20/13  
**3FG %** 1.000 (2-2), 3x, last vs. Ole Miss, 1/30/14  
**FT** 5 at Ole Miss, 1/30/14  
**FTA** 4 at Tennessee, 3/2/14  
**FT %** 1.000 (4-4) at Tennessee, 3/2/14  
**Reb** 6 at Arkansas, 1/2/14  
**Off Reb** 2 vs. Arkansas, 2/9/14  
**Stl** 5 vs. Elon, 11/9/12  
**Asst** 3, 4x, last vs. SC St., 12/22/13  
**Min** 30 at Arkansas, 1/2/14

## **Asia Dozier**

**Pts** 16, 2x, at San Diego St., 11/23/13  
**FG** 6, 2x, last at Alabama, 1/8/15  
**FGA** 13 at San Diego St., 11/23/13  
**FG %** 1.00 (4-4) at Kentucky, 2/14/13  
**3FG** 4, 2x, last vs. Syracuse, 3/22/15  
**3FGA** 10 at San Diego St., 11/23/13  
**3FG %** 1.000 (2-2), 2x, last vs. Savannah St, 12/28/13  
**FT** 4, 3x, last vs. Florida State, 3/29/15  
**FTA** 7 vs. Elon, 11/9/12  
**FT %** 1.000 (4-4), 2x, last vs. Florida State, 3/29/15

**Reb** 10 vs. Elon, 11/9/12  
**Off Reb** 4 vs. Elon, 11/9/12  
**Blk** 3 at Kentucky, 3/1/15  
**Stl** 2, 8x, last vs. LSU, 3/7/15  
**Asst** 6, 2x, last vs. Georgia, 3/7/14  
**Min** 40 at Arkansas, 1/2/14

## **Kaydra Duckett**

**Pts** 2, 2x, last vs. Savannah State, 12/14/14  
**FGA** 3 vs. Savannah State, 12/14/14  
**FT** 2 vs. Savannah State, 12/14/14  
**FTA** 2 vs. Savannah State, 12/14/14  
**FT %** 1.000 (2-2) vs. Savannah State, 12/14/14  
**Reb** 4 vs. Savannah State, 12/14/14  
**Stl** 1, 4x, last vs. Savannah State, 3/20/15  
**Asst** 1, 3x, last vs. Syracuse, 3/22/15  
**Blk** 1, 2x, last vs. Central Michigan, 12/20/14  
**Min** 7 vs. Savannah State, 12/14/14

## **India Farmer**

**Pts** 3, 2x, last vs. Alabama, 1/19/14  
**FG** 1, 2x, last vs. Alabama, 1/19/14  
**FGA** 3 vs. NC Central, 12/2/13  
**FG %** .333 (1-3) vs. NC Central, 12/2/13  
**3FG** 1, 2x, last vs. Alabama, 1/19/14  
**3FGA** 2 vs. NC Central, 12/2/13  
**3FG %** .500 (1-2) vs. NC Central, 12/2/13  
**FT** 2 at Florida, 1/19/15  
**FTA** 2, 2x, last, at Florida, 1/19/15  
**FT %** 1.000 (2-2) at Florida, 1/19/15  
**Reb** 3 vs. NC Central, 12/2/13  
**Off Reb** 1, 4x, last vs. Savannah State, 3/20/15  
**Min** 11 vs. NC Central, 12/2/13

## **Olivia Gaines**

**Pts** 9 vs. Mississippi State, 2/26/15  
**FG** 4 vs. Mississippi State, 2/26/15  
**FGA** 5, 2x, last vs. Mississippi State, 2/26/15  
**FG %** 1.000 (2-2) at Texas A&M, 1/16/14  
**FT** 3 vs. Arkansas, 2/9/14  
**FTA** 3, 2x, last vs. Syracuse, 3/22/15  
**FT %** 1.000 (3-3) vs. Arkansas, 2/9/14  
**Reb** 5, 2x, last vs. Clemson, 11/20/14  
**Off Reb** 3, 2x, last vs. Clemson, 11/20/14  
**Stl** 3, 2x, last vs. Liberty, 12/21/14  
**Asst** 5 vs. Charleston Sthrn., 11/8/13  
**Min** 23 vs. Alabama, 1/19/14

## **Elem Ibiam**

**Pts** 21 vs. Savannah State, 12/14/14  
**FG** 8 vs. Alabama, 3/7/13  
**FGA** 14 at Charlotte, 12/8/13  
**FG %** 1.000 (7-7), 2x, last vs. Charlotte, 12/4/14  
**FT** 7 vs. Savannah State, 12/14/14  
**FTA** 10 vs. Louisiana Tech, 11/10/13  
**FT %** 1.00 (4-4), 2x, last vs. Mississippi State, 2/26/15  
**Reb** 12, 2x, last vs. Central Michigan, 12/20/14  
**Off Reb** 6, 2x, last vs. Central

Michigan, 12/20/14

**Def Reb** 10 at Texas A&M, 1/16/14  
**Blk** 7 at Mississippi State, 2/6/14  
**Stl** 2, 5x, last vs. North Carolina, 12/18/13  
**Asst** 3 vs. South Dakota St., 3/23/13  
**Min** 34 at Texas A&M, 1/16/14

## **Tiffany Mitchell**

**Pts** 25 vs. Georgia, 2/27/14  
**FG** 8, 6x, last vs. Florida State, 3/29/15  
**FGA** 17 vs. Tennessee, 1/3/13  
**FG %** .857 (6-7) vs. Savannah State, 12/14/14  
**3FG** 6, 2x, last at Hampton, 12/17/14  
**3FGA** 8, 2x, last at Hampton, 12/17/14  
**3FG %** 1.000 (6-6) vs. San Diego State, 11/23/14  
**FT** 13 vs. CSU Northridge, 3/23/14  
**FTA** 17 vs. CSU Northridge, 3/23/14  
**FT %** 1.000 (10-10) vs. Georgia, 2/27/14  
**Reb** 11, 5x, last at Arkansas, 1/2/14  
**Off Reb** 6 at Florida, 1/20/13  
**Blk** 3 at Arkansas, 2/19/15  
**Stl** 7 vs. NC Central, 12/1/14  
**Asst** 9 at San Diego State, 11/23/13  
**Min** 40, 2x, last vs. Florida State, 3/29/15

## **Tina Roy**

**Pts** 15, 2x, last vs. LSU, 3/7/15  
**FG** 5, 4x, last vs. LSU, 3/7/15  
**FGA** 12 vs. Georgia, 3/2/12  
**FG %** 1.000 (4-4) at Alabama, 1/8/15  
**3FG** 5, 2x, last vs. LSU, 3/7/15  
**3FGA** 10 vs. LSU 3/7/15  
**3FG %** 1.000 (3-3) at Alabama, 1/8/15  
**FT** 4 at Southern Cal, 11/25/13  
**FTA** 4, 4x, last vs. Georgia, 2/27/14  
**FT %** 1.000 (4-4) at Southern Cal, 11/25/13  
**Reb** 8 at Mississippi State, 2/6/14  
**Off Reb** 3, 2x, last vs. CSU Northridge, 3/23/14  
**Stl** 3 vs. Southern Cal, 11/15/14  
**Asst** 10 vs. Savannah State, 12/14/14  
**Min** 31 vs. Vanderbilt, 1/5/14

## **Khadijah Sessions**

**Pts** 19 vs. Auburn, 2/3/13  
**FG** 6, 2x, last vs. Seton Hall, 11/17/13  
**FGA** 15 at Missouri, 2/28/13  
**FG %** .833 (5-6) vs. LSU, 2/12/15  
**3FG** 3, 4x, last vs. LSU, 3/7/15  
**3FGA** 6, 3x, last vs. Kentucky, 1/11/15  
**3FG %** 1.00 (3-3) at Kentucky, 2/20/14  
**FT** 8 vs. Auburn, 2/3/13  
**FTA** 12 vs. Missouri, 2/2/14  
**FT %** 1.00 (5-5) at Kentucky, 2/20/14  
**Reb** 6 vs. Clemson, 11/20/14  
**Off Reb** 3 at Missouri, 2/28/13  
**Stl** 4, 10x, last vs. Florida St., 3/29/15  
**Asst** 8 vs. NC Central, 12/1/14  
**Min** 37 at Southern Cal, 11/25/13

## **Aleighsa Welch**

**Pts** 23 vs. N. Carolina, 12/18/13  
**FG** 10 at Kentucky, 2/20/14  
**FGA** 19 at Tennessee, 3/2/14  
**FG %** 1.000 (6-6), 3x, last vs. Savannah State, 3/20/15  
**FT** 10 at Xavier, 11/30/11  
**FTA** 15 at Xavier, 11/30/11  
**FT %** 1.00 (4-4) at Seton Hall, 12/2/12  
**Reb** 17 vs. C, of Charleston, 11/14/13  
**Off Reb** 9, 2x, last vs. Tennessee, 2/23/15  
**Def Reb** 10, 2x, last at Missouri, 1/15/15  
**Blk** 5, 2x, last at Kentucky, 2/20/14  
**Stl** 3, 4x, last at Clemson, 11/20/13  
**Asst** 5, 2x, last vs. LSU, 2/12/15  
**Min** 43 at Texas A&M, 1/6/14

## **Jatarie White**

**Pts** 11 vs. Clemson, 11/20/14  
**FG** 5 vs. Clemson, 11/20/14  
**FGA** 12 vs. Clemson, 11/20/14  
**FG %** .600 (3-5) vs. San Diego State, 11/23/14  
**FT** 2, 3x, last vs. Savannah State, 3/20/15  
**FTA** 4 at Florida, 1/19/15  
**FT %** .667 (2-3) vs. Wisconsin, 11/27/14  
**Reb** 7 at Georgia, 2/5/15  
**Off Reb** 3, 2x, last vs. Kentucky, 1/11/15  
**Def Reb** 7 at Georgia, 2/5/15  
**Blk** 2 at Georgia, 2/5/15  
**Stl** 2 vs. Syracuse, 3/22/15  
**Asst** 2, 2x, last vs. LSU, 2/12/15  
**Min** 22 vs. San Diego St., 11/23/14

## **A'ja Wilson**

**Pts** 26 vs. LSU, 2/12/15  
**FG** 8, 2x, last vs. Savannah State, 12/14/14  
**FGA** 17 vs. Auburn, 1/2/15  
**FG %** .800 (8-10) vs. Savannah State, 12/14/14  
**FT** 11 vs. LSU, 2/12/15  
**FTA** 15 vs. LSU, 2/12/15  
**FT %** 1.00 (5-5) vs. Miss. St., 2/26/15  
**Reb** 19 at Kentucky, 3/1/15  
**Off Reb** 5, 3x, last at Kentucky, 3/1/15  
**Def Reb** 14 at Kentucky, 3/1/15  
**Blk** 6 at Kentucky, 3/1/15  
**Stl** 3, 4x, last vs. Central Michigan, 12/20/14  
**Asst** 3, 4x, last vs. Savannah State, 3/20/15  
**Min** 33 at Kentucky, 3/1/15



**2014-15 South Carolina Basketball**  
**#3/4 South Carolina Combined Team Statistics (as of Mar 29, 2015)**  
**All games**



Overall record: 34-2 Conf: 15-1 Home: 16-0 Away: 9-2 Neutral: 9-0

#	Player	gp-gs	min	avg	Total		3-Point		F-Throw		Rebounds			pf	dq	a	to	blk	stl	pts	avg	
					fg-fga	fg%	3fg-fga	3fg%	ft-fa	ft%	off	def	tot									
25	MITCHELL, Tiffany	36-36	1069	29.7	184-367	.501	56-133	.421	98-117	.838	28	84	112	3.1	61	1	105	81	11	65	522	14.5
22	WILSON, A'ja	36-1	710	19.7	169-318	.531	1-3	.333	127-193	.658	76	158	234	6.5	72	1	35	60	61	31	466	12.9
41	COATES, Alaina	35-5	732	20.9	135-242	.558	0-0	.000	117-163	.718	98	178	276	7.9	60	0	28	48	51	19	387	11.1
24	WELCH, Aleighsa	36-36	945	26.3	148-263	.563	0-1	.000	31-73	.425	98	129	227	6.3	58	2	69	59	38	19	327	9.1
33	IBIAM, Elem	36-36	599	16.6	91-161	.565	0-0	.000	43-60	.717	50	86	136	3.8	77	1	11	44	34	9	225	6.3
01	CUEVAS, Bianca	36-0	517	14.4	73-192	.380	16-71	.225	43-56	.768	13	34	47	1.3	44	1	61	57	5	41	205	5.7
23	ROY, Tina	35-0	551	15.7	58-147	.395	46-116	.397	2-5	.400	8	57	65	1.9	19	0	76	34	5	7	164	4.7
05	SESSIONS, Khadijah	36-35	802	22.3	57-142	.401	19-62	.306	27-51	.529	26	63	89	2.5	62	0	103	49	4	66	160	4.4
31	DOZIER, Asia	36-29	604	16.8	55-132	.417	29-86	.337	10-13	.769	2	36	38	1.1	27	0	66	32	7	20	149	4.1
40	WHITE, Jatarie	20-0	184	9.2	20-49	.408	0-0	.000	9-14	.643	16	28	44	2.2	20	0	7	14	5	7	49	2.5
02	GAINES, Olivia	34-2	314	9.2	23-56	.411	3-7	.429	8-12	.667	13	24	37	1.1	38	1	32	14	3	19	57	1.7
15	DAVIS, Tiffany	16-0	84	5.3	6-16	.375	5-13	.385	6-9	.667	5	13	18	1.1	5	0	7	9	0	0	23	1.4
00	FARMER, India	16-0	37	2.3	0-4	.000	0-2	.000	4-6	.667	5	3	8	0.5	1	0	0	1	0	1	4	0.3
03	DUCKETT, Kaydra	20-0	52	2.6	1-13	.077	0-1	.000	2-4	.500	4	7	11	0.6	4	0	3	1	2	4	4	0.2
Team											66	80	146		1		12					
Total.....		36	7200		1020-2102	.485	175-495	.354	527-776	.679	508	980	1488	41.3	549	7	603	515	226	308	2742	76.2
Opponents.....		36	7200		713-2052	.347	145-506	.287	366-543	.674	434	707	1141	31.7	721	23	337	585	105	241	1937	53.8

TEAM STATISTICS	SC	OPP	Date	Opponent	Score	Att.	
SCORING	2742	1937	11/15/14	SOUTHERN CAL	w 70-61	10057	
Points per game	76.2	53.8	11/20/14	CLEMSON	w 99-41	11012	
Scoring margin	+22.4	-	11/23/14	SAN DIEGO STATE	w 89-38	10301	
FIELD GOALS-ATT	1020-2102	713-2052	@ 11/27/14	vs Wisconsin	w 67-44	167	
Field goal pct	.485	.347	@ 11/28/14	vs #22/22 Syracuse	w 67-63	342	
3 POINT FG-ATT	175-495	145-506	12/01/14	NC CENTRAL	w 90-26	8823	
3-point FG pct	.354	.287	12/04/14	CHARLOTTE	w 82-61	9629	
3-pt FG made per game	4.9	4.0	12/07/14	at #9/8 Duke	w 51-50	6004	
FREE THROWS-ATT	527-776	366-543	12/14/14	SAVANNAH STATE	w 111-49	9605	
Free throw pct	.679	.674	12/17/14	at Hampton	w 69-49	4000	
F-Throws made per game	14.6	10.2	< 12/20/14	vs Central Michigan	w 80-45	2858	
REBOUNDS	1488	1141	< 12/21/14	vs Liberty	w 84-44	2659	
Rebounds per game	41.3	31.7	* 01/02/15	AUBURN	w 77-58	16465	
Rebounding margin	+9.6	-	* 01/04/15	at LSU	w 75-51	3438	
ASSISTS	603	337	* 01/08/15	at Alabama	w 102-59	2454	
Assists per game	16.8	9.4	* 01/11/15	#10/11 KENTUCKY	w 68-60	17156	
TURNOVERS	515	585	* 01/15/15	at Mizzou	w 60-49	1440	
Turnovers per game	14.3	16.3	* 01/19/15	at Florida	w 77-42	1503	
Turnover margin	+1.9	-	* 01/26/15	#12/10 TEXAS A&M	w 79-61	13546	
Assist/turnover ratio	1.2	0.6	* 01/29/15	ALABAMA	w 85-54	11927	
STEALS	308	241	* 02/01/15	at Ole Miss	w 77-59	1935	
Steals per game	8.6	6.7	* 02/05/15	at #22/21 Georgia	w 58-35	4896	
BLOCKS	226	105	02/09/15	at #2/2 Connecticut	L 62-87	10167	
Blocks per game	6.3	2.9	* 02/12/15	LSU	w 86-62	12342	
ATTENDANCE	196684	79577	* 02/15/15	VANDERBILT	w 89-59	15255	
Home games-Avg/Game	16-12293	11-4084	* 02/19/15	at Arkansas	w 73-56	1531	
Neutral site-Avg/Game	-	9-3850	* 02/23/15	#6/6 TENNESSEE	w 71-66	14390	
			* 02/26/15	#11/13 MISS. STATE	w 69-50	15047	
Score by Periods	1st	2nd	Totals				
#3/4 South Carolina	1337	1405	2742	* 03/01/15	at #13/15 Kentucky	L 56-67	7560
Opponents	915	1022	1937	^ 03/06/15	vs Arkansas	w 58-36	4630
				^ 03/07/15	vs LSU	w 74-54	5524
				^ 03/08/15	vs #5/5 Tennessee	w 62-46	5819
				\$ 3/20/15	SAVANNAH STATE	w 81-48	10644
				\$ 3/22/15	SYRACUSE	w 97-68	10485
				\$ 03/27/15	vs #15/12 North Carolina	w 67-65	6286
				\$ 03/29/15	vs #7/7 Florida State	w 80-74	6364

\* = SEC game  
 @ = Junkanoo Jam (Freeport, Bahamas)  
 < = Subway Classic (Minneapolis)  
 ^ = SEC Tournament (N. Little Rock, Ark.)  
 \$ = NCAA Tournament (Columbia, S.C.)



**2014-15 South Carolina Basketball**  
**South Carolina Combined Team Statistics (as of Mar 01, 2015)**  
**Conference games**



<b>RECORD:</b>	<b>OVERALL</b>	<b>HOME</b>	<b>AWAY</b>	<b>NEUTRAL</b>
ALL GAMES	15-1	8-0	7-1	0-0
CONFERENCE	15-1	8-0	7-1	0-0
NON-CONFERENCE	0-0	0-0	0-0	0-0

#	Player	gp-gs	min	avg	Total			3-Point		F-Throw		Rebounds				pf	dq	a	to	blk	stl	pts	avg
					fg-fga	fg%	3fg-fga	3fg%	ft-fga	ft%	off	def	tot	avg									
25	MITCHELL, Tiffany	16-16	483	30.2	85-175	.486	17-52	.327	47-55	.855	13	38	51	3.2	26	1	40	31	7	32	234	14.6	
22	WILSON, A'ja	16-0	329	20.6	78-158	.494	1-3	.333	61-93	.656	40	79	119	7.4	35	1	17	33	32	10	218	13.6	
41	COATES, Alaina	15-0	315	21.0	49-94	.521	0-0	.000	57-77	.740	46	74	120	8.0	33	0	11	25	25	12	155	10.3	
24	WELCH, Aleighsa	16-16	408	25.5	57-98	.582	0-0	.000	9-28	.321	43	67	110	6.9	29	1	29	29	18	6	123	7.7	
01	CUEVAS, Bianca	16-0	249	15.6	36-98	.367	8-29	.276	28-35	.800	10	21	31	1.9	21	1	25	31	2	18	108	6.8	
33	IBIAM, Elem	16-16	264	16.5	38-70	.543	0-0	.000	18-19	.947	16	36	52	3.3	39	1	3	18	11	4	94	5.9	
23	ROY, Tina	16-0	237	14.8	27-61	.443	22-51	.431	2-4	.500	2	19	21	1.3	8	0	26	17	2	2	78	4.9	
05	SESSIONS, Khadijah	16-16	378	23.6	29-63	.460	9-27	.333	11-25	.440	10	33	43	2.7	30	0	47	30	2	31	78	4.9	
31	DOZIER, Asia	16-15	257	16.1	22-63	.349	12-44	.273	4-5	.800	1	23	24	1.5	14	0	20	17	5	7	60	3.8	
02	GAINES, Olivia	14-1	138	9.9	11-20	.550	2-4	.500	4-6	.667	4	7	11	0.8	15	0	12	6	0	6	28	2.0	
15	DAVIS, Tiffany	6-0	27	4.5	3-5	.600	3-5	.600	3-4	.750	1	7	8	1.3	2	0	2	4	0	0	12	2.0	
40	WHITE, Jatarie	8-0	81	10.1	4-18	.222	0-0	.000	4-8	.500	8	13	21	2.6	10	0	2	9	3	1	12	1.5	
00	FARMER, India	5-0	12	2.4	0-1	.000	0-0	.000	2-2	1.000	1	1	2	0.4	1	0	0	0	0	1	2	0.4	
03	DUCKETT, Kaydra	9-0	22	2.4	0-5	.000	0-1	.000	0-2	.000	1	2	3	0.3	1	0	0	0	0	0	0	0.0	
Team											30	29	59				4						
Total.....		16	3200		439-929	.473	74-216	.343	250-363	.689	226	449	675	42.2	264	5	234	254	107	130	1202	75.1	
Opponents.....		16	3200		333-949	.351	58-225	.258	164-247	.664	200	316	516	32.2	338	12	146	255	43	123	888	55.5	

<b>TEAM STATISTICS</b>	<b>SC</b>	<b>OPP</b>	<b>Date</b>	<b>Opponent</b>	<b>Score</b>	<b>Att.</b>
SCORING	1202	888	* 01/02/15	AUBURN	w 77-58	16465
Points per game	75.1	55.5	* 01/04/15	at LSU	w 75-51	3438
Scoring margin	+19.6	-	* 01/08/15	at Alabama	w 102-59	2454
FIELD GOALS-ATT	439-929	333-949	* 01/11/15	#10/11 KENTUCKY	w 68-60	17156
Field goal pct	.473	.351	* 01/15/15	at Mizzou	w 60-49	1440
3 POINT FG-ATT	74-216	58-225	* 01/19/15	at Florida	w 77-42	1503
3-point FG pct	.343	.258	* 01/26/15	#12/10 TEXAS A&M	w 79-61	13546
3-pt FG made per game	4.6	3.6	* 01/29/15	ALABAMA	w 85-54	11927
FREE THROWS-ATT	250-363	164-247	* 02/01/15	at Ole Miss	w 77-59	1935
Free throw pct	.689	.664	* 02/05/15	at #22/21 Georgia	w 58-35	4896
F-Throws made per game	15.6	10.3	* 02/12/15	LSU	w 86-62	12342
REBOUNDS	675	516	* 02/15/15	VANDERBILT	w 89-59	15255
Rebounds per game	42.2	32.2	* 02/19/15	at Arkansas	w 73-56	1531
Rebounding margin	+9.9	-	* 02/23/15	#6/6 TENNESSEE	w 71-66	14390
ASSISTS	234	146	* 02/26/15	#11/13 MISS. STATE	w 69-50	15047
Assists per game	14.6	9.1	* 03/01/15	at #13/15 Kentucky	L 56-67	7560
TURNOVERS	254	255				
Turnovers per game	15.9	15.9				
Turnover margin	+0.1	-				
Assist/turnover ratio	0.9	0.6				
STEALS	130	123				
Steals per game	8.1	7.7				
BLOCKS	107	43				
Blocks per game	6.7	2.7				
ATTENDANCE	116128	24757				
Home games-Avg/Game	8-14516	8-3095				
Neutral site-Avg/Game	-	0-0				

\* = SEC game  
 @ = Junkanoo Jam (Freeport, Bahamas)  
 < = Subway Classic (Minneapolis)

<b>Score by Periods</b>	<b>1st</b>	<b>2nd</b>	<b>Totals</b>
South Carolina	591	611	1202
Opponents	403	485	888





**2014-15 South Carolina Basketball**  
**#3/4 South Carolina Points-Rebounds-Assists (as of Mar 29, 2015)**  
**All games**



Opponent	Date	Score	w	00	01	02	03	05	15	22
				FARMER,IND	CUEVAS,BIA	GAINES,OLI	DUCKETT,KA	SESSIONS,K	DAVIS, TIFF	WILSON,A'J
SOUTHERN CAL	11/15/14	70-61	w	DNP	0-1-0	0-0-0	DNP	6-2-2	DNP	4-5-1
CLEMSON	11/20/14	99-41	w	0-1-0	10-3-2	0-5-2	0-0-1	7-6-4	3-1-2	18-5-0
SAN DIEGO STATE	11/23/14	89-38	w	1-0-0	11-3-5	0-2-1	DNP	6-0-3	0-2-1	15-9-3
vs Wisconsin	11/27/14	67-44	w	0-0-0	2-1-1	0-1-3	0-0-0	2-4-2	2-0-0	11-6-1
vs #22/22 Syracuse	11/28/14	67-63	w	DNP	0-0-0	0-0-0	DNP	5-1-3	DNP	15-10-0
NC CENTRAL	12/01/14	90-26	w	0-2-0	4-1-5	4-1-0	2-1-0	4-4-8	0-1-1	16-8-1
CHARLOTTE	12/04/14	82-61	w	0-0-0	0-1-1	0-0-0	0-0-0	6-2-4	DNP	17-3-1
at #9/8 Duke	12/07/14	51-50	w	DNP	0-0-0	0-0-0	DNP	0-2-2	DNP	10-5-0
SAVANNAH STATE	12/14/14	111-49	w	1-2-0	9-1-0	2-4-1	2-4-1	4-2-4	3-1-1	23-6-1
at Hampton	12/17/14	69-49	w	DNP	12-1-1	0-0-0	DNP	2-3-5	0-1-0	12-6-1
vs Central Michigan	12/20/14	80-45	w	0-0-0	2-1-4	2-2-0	0-1-0	2-2-3	0-0-0	12-5-0
vs Liberty	12/21/14	84-44	w	0-0-0	6-1-3	2-1-3	0-0-0	0-1-1	0-1-0	17-10-1
AUBURN	01/02/15	77-58	w	0-1-0	10-0-1	3-1-1	DNP	3-3-4	0-0-0	12-10-1
at LSU	01/04/15	75-51	w	0-0-0	8-1-2	2-0-3	0-0-0	0-3-0	3-3-2	21-13-2
at Alabama	01/08/15	102-59	w	0-1-0	7-3-3	2-1-3	0-1-0	2-1-5	4-1-0	11-5-3
#10/11 KENTUCKY	01/11/15	68-60	w	DNP	2-0-0	DNP	DNP	12-5-2	0-0-0	8-9-1
at Mizzou	01/15/15	60-49	w	DNP	5-2-1	0-0-0	DNP	7-5-2	DNP	3-4-0
at Florida	01/19/15	77-42	w	2-0-0	11-2-4	1-2-1	0-0-0	0-3-2	3-2-0	16-9-0
#12/10 TEXAS A&M	01/26/15	79-61	w	DNP	4-2-1	0-0-0	0-0-0	4-2-2	2-2-0	18-9-1
ALABAMA	01/29/15	85-54	w	DNP	6-4-5	6-0-0	0-0-0	7-4-4	DNP	17-5-3
at Ole Miss	02/01/15	77-59	w	0-0-0	21-4-0	0-0-0	0-0-0	7-2-3	DNP	11-6-1
at #22/21 Georgia	02/05/15	58-35	w	DNP	16-4-2	2-1-1	0-1-0	1-3-2	DNP	4-5-0
at #2/2 Connecticut	02/09/15	62-87	L	DNP	2-0-1	0-1-0	0-1-0	8-1-1	DNP	10-6-2
LSU	02/12/15	86-62	w	DNP	8-2-0	0-0-1	DNP	12-0-2	DNP	26-8-0
VANDERBILT	02/15/15	89-59	w	DNP	4-3-5	0-3-1	0-1-0	3-2-3	DNP	20-5-2
at Arkansas	02/19/15	73-56	w	DNP	0-0-0	0-0-0	DNP	11-5-7	DNP	14-4-1
#6/6 TENNESSEE	02/23/15	71-66	w	DNP	0-1-1	DNP	DNP	2-2-4	DNP	8-1-0
#11/13 MISS. STATE	02/26/15	69-50	w	DNP	2-1-0	9-3-0	DNP	5-2-4	DNP	13-7-1
at #13/15 Kentucky	03/01/15	56-67	L	DNP	4-2-0	3-0-1	0-0-0	2-1-1	DNP	16-19-1
vs Arkansas	03/06/15	58-36	w	DNP	4-0-4	0-1-0	DNP	0-3-3	DNP	8-7-1
vs LSU	03/07/15	74-54	w	DNP	4-0-3	4-2-4	DNP	2-1-3	DNP	7-4-0
vs #5/5 Tennessee	03/08/15	62-46	w	0-0-0	0-0-1	0-0-0	0-0-0	12-2-3	DNP	11-3-0
SAVANNAH STATE	3/20/15	81-48	w	0-1-0	8-0-5	2-1-2	0-1-0	10-2-0	0-3-0	15-9-3
SYRACUSE	3/22/15	97-68	w	0-0-0	12-1-0	6-0-1	0-0-1	2-2-2	3-0-0	13-4-1
vs #15/12 North Carolin	03/27/15	67-65	w	DNP	2-1-0	3-3-2	DNP	0-3-2	DNP	4-2-0
vs #7/7 Florida State	03/29/15	80-74	w	DNP	9-0-0	4-2-1	DNP	4-3-1	DNP	10-2-1





## 2014-15 South Carolina Basketball

### #3/4 South Carolina Team Game-by-Game Comparison (as of Mar 29, 2015)

**All games**



Opponent	1st	2nd	Score	Mar	Total FG	FG Pct	3-Pointers	3FG Pct	Free Throws	FT Pct	Rebounds	Assist	T/Over	Block	Steal	Fouls
SOUTHERN CAL	27/24	43/37	70-61	+9	23-50/21-63	.460/.333	5-15/3-10	.333/.300	19-27/16-20	.704/.800	43/34	15/9	19/15	10/2	9/10	18/23
CLEMSON	45/21	54/20	99-41	+58	38-72/17-53	.528/.321	8-15/4-17	.533/.235	15-22/3-6	.682/.500	50/28	25/8	7/18	6/8	9/4	7/19
SAN DIEGO STATE	51/16	38/22	89-38	+51	33-65/14-49	.508/.286	9-19/6-14	.474/.429	14-20/4-8	.700/.500	40/33	25/8	10/29	1/2	18/7	7/19
Wisconsin	31/18	36/26	67-44	+23	28-64/13-46	.438/.283	3-12/4-11	.250/.364	8-14/14-22	.571/.636	41/34	20/10	10/19	7/1	12/1	16/16
#22/22 Syracuse	31/35	36/28	67-63	+4	23-64/22-58	.359/.379	9-28/7-23	.346/.304	12-20/12-18	.600/.667	35/50	17/15	5/16	4/1	4/3	19/21
NC CENTRAL	39/16	51/10	90-26	+64	35-58/10-45	.603/.222	5-13/2-10	.385/.200	15-22/4-10	.682/.400	40/23	26/2	13/28	8/1	2/17	11/22
CHARLOTTE	46/28	36/33	82-61	+21	30-54/24-53	.556/.453	4-13/3-8	.308/.375	8-26/10-13	.692/.769	37/20	21/16	15/18	7/3	7/9	14/23
#9/8 Duke	17/21	34/29	51-50	+1	20-53/18-57	.377/.316	3-12/4-19	.250/.211	8-16/10-13	.500/.769	36/44	8/8	18/22	5/8	12/8	15/16
SAVANNAH STATE	60/22	51/27	111-49	+62	38-65/21-59	.565/.356	1-8/1-14	.125/.071	34-47/6-11	.723/.545	56/21	23/8	12/20	6/2	1/8	12/31
Hampton	37/25	32/24	69-49	+20	25-55/18-52	.455/.346	9-19/5-17	.474/.294	10-16/8-13	.625/.615	48/21	19/8	18/10	7/1	2/5	19/18
Central Michigan	37/24	43/21	80-45	+35	37-72/18-59	.514/.305	3-17/2-12	.176/.167	3-9/7-9	.333/.778	48/36	21/7	16/23	6/1	14/6	7/12
Liberty	44/20	40/24	84-44	+40	31-64/18-55	.484/.327	5-11/2-12	.455/.167	17-26/6-6	.654/1.000	46/30	20/10	8/18	6/9	10/4	12/21
AUBURN	34/17	43/41	77-58	+19	30-62/21-62	.484/.339	3-11/4-14	.273/.286	14-23/12-14	.609/.857	42/34	17/8	18/16	6/6	8/11	16/26
LSU	37/22	38/29	75-51	+24	27-53/22-64	.509/.344	8-21/1-7	.381/.143	13-18/6-16	.722/.375	30/26	18/4	23/18	7/1	8/13	19/20
Alabama	48/30	54/29	102-59	+43	37-58/19-51	.638/.373	11-21/4-15	.524/.267	17-20/17-22	.850/.773	55/37	22/7	7/17	7/1	8/4	15/15
#10/11 KENTUCKY	35/38	33/22	68-60	+8	23-68/22-67	.338/.328	4-16/4-15	.250/.267	18-26/12-14	.692/.857	53/37	12/11	16/11	10/8	3/10	13/22
Mizzou	25/20	35/29	60-49	+11	21-58/16-54	.362/.296	4-17/7-22	.235/.318	14-23/10-15	.609/.667	51/33	6/6	14/14	5/0	5/7	18/24
Florida	40/17	37/25	77-42	+35	32-54/19-70	.593/.271	4-10/1-15	.400/.067	9-14/3-4	.643/.750	42/35	16/6	16/15	5/2	9/4	13/20
#12/10 TEXAS A&M	39/31	40/30	79-61	+18	27-55/24-62	.491/.387	1-4/3-8	.250/.375	24-30/10-16	.800/.625	43/29	13/11	16/16	7/3	9/8	20/22
ALABAMA	38/21	47/33	85-54	+31	33-58/19-53	.569/.358	2-13/6-18	.154/.333	17-25/10-13	.680/.769	37/22	20/10	19/21	6/1	12/9	16/22
Ole Miss	36/29	41/30	77-59	+18	24-51/23-57	.471/.404	4-9/5-20	.444/.250	25-40/8-22	.625/.364	40/36	10/5	10/16	5/0	7/7	17/32
#22/21 Georgia	30/14	28/21	58-35	+23	22-57/12-58	.386/.207	6-16/2-19	.375/.105	8-18/9-15	.444/.600	50/38	12/10	19/17	10/3	4/7	21/19
#2/2 Connecticut	31/47	31/40	62-87	(25)	26-66/31-56	.394/.554	5-9/8-11	.556/.727	5-10/17-23	.500/.739	37/34	9/18	17/11	1/6	6/8	18/11
LSU	48/20	38/42	86-62	+24	31-59/25-70	.525/.357	7-12/1-7	.583/.143	17-22/11-13	.773/.846	39/36	18/13	21/20	6/4	14/7	15/23
VANDERBILT	46/27	43/32	89-59	+30	31-65/25-52	.477/.481	5-13/2-4	.385/.500	22-26/7-13	.846/.538	43/23	20/12	16/22	2/2	14/7	15/23
Arkansas	38/31	35/25	73-56	+17	25-48/22-54	.521/.407	7-17/6-12	.412/.500	16-20/6-12	.800/.500	34/24	16/12	18/15	11/1	9/7	16/18
Arkansas	36/33	35/33	71-66	+5	30-70/26-60	.429/.433	1-8/3-13	.125/.231	10-14/11-14	.714/.786	46/33	13/10	5/6	3/1	5/2	12/14
#6/6 TENNESSEE	39/26	30/24	69-50	+19	26-51/19-55	.510/.345	1-6/7-23	.167/.304	16-24/5-9	.667/.556	36/30	11/14	16/20	5/4	12/6	15/22
#1/1/3 MISS. STATE	22/27	34/40	56-67	(11)	20-62/19-60	.323/.317	6-22/2-13	.273/.154	10-20/27-35	.500/.771	45/45	10/7	20/11	12/6	5/9	25/20
#13/15 Kentucky	31/17	27/19	58-36	+22	24-54/11-57	.444/.193	2-10/4-15	.200/.267	8-12/10-15	.667/.667	44/32	16/9	13/8	15/3	4/5	14/16
Arkansas	27/31	47/23	74-54	+20	29-54/20-52	.537/.385	5-16/6-12	.313/.500	11-16/8-14	.688/.571	36/25	21/13	17/16	5/1	10/7	11/17
LSU	29/26	33/20	62-46	+16	25-57/18-54	.439/.333	5-13/4-12	.385/.333	7-9/6-12	.778/.500	38/32	12/8	9/10	6/2	4/3	11/19
#5/5 Tennessee	43/30	38/18	81-48	+33	34-53/17-51	.642/.333	3-11/2-9	.273/.222	10-15/12-19	.667/.632	33/24	23/4	15/15	5/2	10/8	20/17
SAVANNAH STATE	53/25	44/43	97-68	+29	32-58/21-63	.552/.333	8-19/8-26	.421/.308	25-31/18-23	.806/.783	40/35	20/8	12/13	4/4	5/3	19/24
SYRACUSE	29/25	38/40	67-65	+2	20-46/23-62	.435/.371	7-16/4-13	.438/.308	20-28/15-20	.714/.750	37/36	14/9	15/9	5/4	4/8	17/22
#15/12 North Carolina	38/41	42/33	80-74	+6	30-49/25-59	.612/.424	2-5/8-16	.400/.500	18-27/16-21	.667/.762	28/33	14/13	12/12	5/1	6/4	18/26

Note: Game totals are displayed in the format TEAM/OPPONENT for each category



**2014-15 South Carolina Basketball**  
**#3/4 South Carolina Game-by-Game Highs (as of Mar 29, 2015)**  
**All games**



Opponent	Date	Score	Points	Rebounds	Assists	Steals	Blocked shots
SOUTHERN CAL	11/15/14	70-61	18-MITCHELL, Tiffany COATES, Alaina	13-COATES, Alaina	6-ROY, Tina	3-ROY, Tina	4-WELCH, Aleighsa
CLEMSON	11/20/14	99-41	18-WILSON, A'ja	10-COATES, Alaina	5-MITCHELL, Tiffany	3-MITCHELL, Tiffany	2-COATES, Alaina IBIAM, Elem
SAN DIEGO STATE	11/23/14	89-38	20-MITCHELL, Tiffany	9-WILSON, A'ja	5-CUEVAS, Bianca	4-SESSIONS, Khadij CUEVAS, Bianca	1-WILSON, A'ja
vs Wisconsin	11/27/14	67-44	11-WILSON, A'ja	9-COATES, Alaina	4-DOZIER, Asia	3-WILSON, A'ja	2-WELCH, Aleighsa IBIAM, Elem WILSON, A'ja
vs #22/22 Syracuse	11/28/14	67-63	21-MITCHELL, Tiffany	10-WILSON, A'ja	5-ROY, Tina	2-WILSON, A'ja	1-SESSIONS, Khadij IBIAM, Elem WELCH, Aleighsa WILSON, A'ja
NC CENTRAL	12/01/14	90-26	16-WILSON, A'ja	8-WILSON, A'ja	8-SESSIONS, Khadij	7-MITCHELL, Tiffany	3-IBIAM, Elem
CHARLOTTE	12/04/14	82-61	17-WILSON, A'ja	13-COATES, Alaina	4-SESSIONS, Khadij	3-WILSON, A'ja	3-WILSON, A'ja
at #9/8 Duke	12/07/14	51-50	11-DOZIER, Asia	10-COATES, Alaina	4-MITCHELL, Tiffany	3-SESSIONS, Khadij	2-WELCH, Aleighsa
SAVANNAH STATE	12/14/14	111-49	23-WILSON, A'ja	10-COATES, Alaina	10-ROY, Tina	4-SESSIONS, Khadij CUEVAS, Bianca	2-WILSON, A'ja
at Hampton	12/17/14	69-49	20-MITCHELL, Tiffany	13-COATES, Alaina	5-SESSIONS, Khadij	1-WILSON, A'ja CUEVAS, Bianca	3-COATES, Alaina
vs Central Michigan	12/20/14	80-45	18-MITCHELL, Tiffany	12-IBIAM, Elem	4-CUEVAS, Bianca ROY, Tina	5-MITCHELL, Tiffany	2-IBIAM, Elem COATES, Alaina
vs Liberty	12/21/14	84-44	17-WILSON, A'ja	10-WILSON, A'ja	4-DOZIER, Asia	3-GAINES, Olivia	3-WILSON, A'ja
AUBURN	01/02/15	77-58	12-WELCH, Aleighsa WILSON, A'ja	14-COATES, Alaina	4-MITCHELL, Tiffany DOZIER, Asia SESSIONS, Khadija	2-MITCHELL, Tiffany SESSIONS, Khadija	2-WILSON, A'ja
at LSU	01/04/15	75-51	21-WILSON, A'ja	13-WILSON, A'ja	4-ROY, Tina	2-CUEVAS, Bianca GAINES, Olivia	3-WILSON, A'ja
at Alabama	01/08/15	102-59	20-COATES, Alaina	5-WILSON, A'ja	5-SESSIONS, Khadij	4-SESSIONS, Khadij	3-WILSON, A'ja COATES, Alaina
#10/11 KENTUCKY	01/11/15	68-60	19-MITCHELL, Tiffany	11-WELCH, Aleighsa	4-MITCHELL, Tiffany	1-SESSIONS, Khadij WELCH, Aleighsa COATES, Alaina	3-WILSON, A'ja WELCH, Aleighsa
at Mizzou	01/15/15	60-49	19-MITCHELL, Tiffany	14-WELCH, Aleighsa	2-SESSIONS, Khadij	3-MITCHELL, Tiffany	2-MITCHELL, Tiffany IBIAM, Elem
at Florida	01/19/15	77-42	18-MITCHELL, Tiffany	13-COATES, Alaina	4-WELCH, Aleighsa CUEVAS, Bianca	4-MITCHELL, Tiffany	2-COATES, Alaina
#12/10 TEXAS A&M	01/26/15	79-61	18-WILSON, A'ja	11-COATES, Alaina	3-MITCHELL, Tiffany COATES, Alaina	4-SESSIONS, Khadij	2-WELCH, Aleighsa WILSON, A'ja
ALABAMA	01/29/15	85-54	17-WILSON, A'ja	10-COATES, Alaina	5-CUEVAS, Bianca	3-SESSIONS, Khadij	5-COATES, Alaina
at Ole Miss	02/01/15	77-59	21-CUEVAS, Bianca	10-COATES, Alaina	3-SESSIONS, Khadij	2-SESSIONS, Khadij WILSON, A'ja	2-COATES, Alaina WELCH, Aleighsa
at #22/21 Georgia	02/05/15	58-35	16-CUEVAS, Bianca	14-WELCH, Aleighsa	3-MITCHELL, Tiffany	2-CUEVAS, Bianca MITCHELL, Tiffany	3-WELCH, Aleighsa
at #2/2 Connecticut	02/09/15	62-87	17-WELCH, Aleighsa MITCHELL, Tiffany	11-WELCH, Aleighsa	3-MITCHELL, Tiffany	2-MITCHELL, Tiffany	1-COATES, Alaina
LSU	02/12/15	86-62	26-WILSON, A'ja	9-WELCH, Aleighsa	5-WELCH, Aleighsa	3-SESSIONS, Khadij MITCHELL, Tiffany	2-COATES, Alaina WILSON, A'ja
VANDERBILT	02/15/15	89-59	20-MITCHELL, Tiffany WILSON, A'ja	9-WELCH, Aleighsa	5-CUEVAS, Bianca	4-MITCHELL, Tiffany	1-SESSIONS, Khadij COATES, Alaina
at Arkansas	02/19/15	73-56	15-MITCHELL, Tiffany	11-COATES, Alaina	7-SESSIONS, Khadij	5-MITCHELL, Tiffany	3-MITCHELL, Tiffany WILSON, A'ja IBIAM, Elem



**2014-15 South Carolina Basketball**  
**#3/4 South Carolina Game-by-Game Highs (as of Mar 29, 2015)**  
**All games**



<b>Opponent</b>	<b>Date</b>	<b>Score</b>	<b>Points</b>	<b>Rebounds</b>	<b>Assists</b>	<b>Steals</b>	<b>Blocked shots</b>
#6/6 TENNESSEE	02/23/15	71-66	19-WELCH, Aleighsa	14-WELCH, Aleighsa	4-MITCHELL, Tiffany SESSIONS, Khadija	1-CUEVAS, Bianca WELCH, Aleighsa WILSON, A'ja DOZIER, Asia COATES, Alaina	1-COATES, Alaina WILSON, A'ja WELCH, Aleighsa
#11/13 MISS. STATE	02/26/15	69-50	16-MITCHELL, Tiffany	7-COATES, Alaina WILSON, A'ja	4-SESSIONS, Khadij	3-MITCHELL, Tiffany	2-WILSON, A'ja
at #13/15 Kentucky	03/01/15	56-67	16-WILSON, A'ja	19-WILSON, A'ja	3-WELCH, Aleighsa MITCHELL, Tiffany	1-WILSON, A'ja CUEVAS, Bianca SESSIONS, Khadija COATES, Alaina GAINES, Olivia	6-WILSON, A'ja
vs Arkansas	03/06/15	58-36	12-MITCHELL, Tiffany	9-IBIAM, Elem	4-CUEVAS, Bianca ROY, Tina	1-CUEVAS, Bianca IBIAM, Elem COATES, Alaina WELCH, Aleighsa	4-WILSON, A'ja IBIAM, Elem
vs LSU	03/07/15	74-54	16-COATES, Alaina	10-WELCH, Aleighsa	4-ROY, Tina GAINES, Olivia	2-WELCH, Aleighsa GAINES, Olivia MITCHELL, Tiffany DOZIER, Asia	2-WILSON, A'ja
vs #5/5 Tennessee	03/08/15	62-46	17-MITCHELL, Tiffany	8-COATES, Alaina WELCH, Aleighsa	3-ROY, Tina SESSIONS, Khadija	1-MITCHELL, Tiffany COATES, Alaina DOZIER, Asia WELCH, Aleighsa	3-WILSON, A'ja
SAVANNAH STATE	3/20/15	81-48	15-WILSON, A'ja	9-WILSON, A'ja	5-CUEVAS, Bianca	3-MITCHELL, Tiffany	2-COATES, Alaina
SYRACUSE	3/22/15	97-68	14-MITCHELL, Tiffany COATES, Alaina	10-WELCH, Aleighsa	7-MITCHELL, Tiffany	2-WHITE, Jatarie	1-GAINES, Olivia CUEVAS, Bianca COATES, Alaina WILSON, A'ja
vs #15/12 North Carolina	03/27/15	67-65	18-MITCHELL, Tiffany COATES, Alaina	10-COATES, Alaina	5-MITCHELL, Tiffany	2-DOZIER, Asia	2-WILSON, A'ja
vs #7/7 Florida State	03/29/15	80-74	21-MITCHELL, Tiffany	6-MITCHELL, Tiffany	5-MITCHELL, Tiffany	4-SESSIONS, Khadij	2-MITCHELL, Tiffany COATES, Alaina



Official Basketball Box Score - Game Totals - Final Statistics  
**Southern Cal vs #2 South Carolina**  
 11/15/14 7 p.m. at Columbia, S.C./Colonial Life Arena



**Southern Cal 61 • 0-1**

#	Player	Total		3-Ptr		Rebounds			PF	TP	A	TO	Blk	Stl	Min
		FG	FGA	FG	FGA	FT	F	D							
13	Horn, Kaneisha	f	4-9	1-1	2-2	1	1	2	4	11	0	1	0	4	20
21	Violetama, Alexyz	f	3-6	1-1	2-2	0	1	1	4	9	0	0	1	2	18
01	Adams, Jordan	g	3-10	0-2	0-0	0	4	4	1	6	1	2	0	1	34
10	Jaco, Courtney	g	1-6	1-3	0-0	0	0	0	0	3	2	2	0	1	27
23	Barrett, Brianna	g	1-7	0-0	5-8	2	3	5	3	7	2	2	0	1	22
05	Calvert, McKenzie	g	2-9	0-2	7-7	1	1	2	1	11	0	1	0	0	23
24	Edelman, Drew	g	5-5	0-0	0-0	3	2	5	3	10	0	3	0	0	16
32	Alofaituli, Kiki	g	0-2	0-0	0-0	0	1	1	3	0	1	0	0	0	15
35	Simon, Kristen	g	2-4	0-0	0-0	1	5	6	4	4	3	4	1	1	24
43	Okonkwo, Amy	g	0-5	0-1	0-0	4	0	4	0	0	0	0	0	0	1
<b>Team</b>						<b>3</b>	<b>1</b>	<b>4</b>							
<b>Totals</b>			<b>21-63</b>	<b>3-10</b>	<b>16-20</b>	<b>15</b>	<b>19</b>	<b>34</b>	<b>23</b>	<b>61</b>	<b>9</b>	<b>15</b>	<b>2</b>	<b>10</b>	<b>200</b>

FG % 1st Half: 9-37 24.3% 2nd half: 12-26 46.2% Game: 21-63 33.3%  
 3FG % 1st Half: 2-8 25.0% 2nd half: 4-10 40.0% Game: 3-10 30.0%  
 FT % 1st Half: 4-4 100.0 2nd half: 12-16 75.0% Game: 16-20 80.0%

**#2 South Carolina 70 • 1-0**

#	Player	Total		3-Ptr		Rebounds			PF	TP	A	TO	Blk	Stl	Min
		FG	FGA	FG	FGA	FT	F	D							
22	WILSON, A'ja	f	2-7	0-0	0-2	1	4	5	0	4	1	3	1	1	16
24	WELCH, Aleighsa	f	4-5	0-0	2-4	3	4	7	5	10	0	3	4	1	27
33	IBIAM, Elem	c	2-3	0-0	1-2	2	4	6	1	5	0	0	1	1	22
41	COATES, Alaina	c	6-8	0-0	6-6	4	9	13	1	18	0	1	2	0	30
25	MITCHELL, Tiffany	g	4-10	0-3	10-12	1	1	2	3	18	4	6	0	1	38
01	CUEVAS, Bianca	g	0-3	0-2	0-1	0	1	1	2	0	0	1	0	1	5
02	GAINES, Olivia	g	0-0	0-0	0-0	0	0	0	0	0	0	0	0	0	1
05	SESSIONS, Khadijah	g	2-5	2-3	0-0	1	1	2	2	6	2	1	1	1	19
23	ROY, Tina	g	3-6	3-5	0-0	0	2	2	3	9	6	2	1	3	25
31	DOZIER, Asia	g	0-3	0-2	0-0	0	0	0	0	0	1	2	0	0	14
40	WHITE, Jatarie	g	0-0	0-0	0-0	0	2	2	1	0	1	0	0	0	3
<b>Team</b>						<b>0</b>	<b>3</b>	<b>3</b>							
<b>Totals</b>			<b>23-50</b>	<b>5-15</b>	<b>19-27</b>	<b>12</b>	<b>31</b>	<b>43</b>	<b>18</b>	<b>70</b>	<b>15</b>	<b>19</b>	<b>10</b>	<b>9</b>	<b>200</b>

FG % 1st Half: 9-25 36.0% 2nd half: 14-25 56.0% Game: 23-50 46.0%  
 3FG % 1st Half: 1-5 20.0% 2nd half: 4-10 40.0% Game: 5-15 33.3%  
 FT % 1st Half: 8-13 61.5% 2nd half: 11-14 78.6% Game: 19-27 70.4%

Officials: Lisa Mattingly, Jesse Dickerson, Bruce Morris  
 Technical fouls: Southern Cal-None. #2 South Carolina-None.  
 Attendance: 10057

Score by periods	1st	2nd	Total
Southern Cal	24	37	61
#2 South Carolina	27	43	70

	Points	In	Off	2nd	Fast	Bench
USC	36	22	10	8	25	
SC	32	16	14	4	15	

Last FG - USC 2nd-02:14, SC 2nd-02:35.  
 Largest lead - USC by 5 1st-17:02, SC by 13 2nd-02:35.

Score tied - 6 times.  
 Lead changed - 7 times.



Official Basketball Box Score - Game Totals - Final Statistics  
**Clemson vs #2/3 South Carolina**  
 11/20/14 7 p.m. at Columbia, S.C./Colonial Life Arena



**Clemson 41 • 2-1**

#	Player	Total		3-Ptr		Rebounds			PF	TP	A	TO	Blk	Stl	Min
		FG	FGA	FG	FGA	FT	F	D							
24	Ivy Atkism	f	4-6	0-0	0-0	2	0	2	0	8	0	1	1	0	24
00	Shelbie Davenport	g	1-5	1-3	0-0	1	3	4	3	3	0	3	2	0	22
01	Tiffany Lewis	g	3-11	1-3	0-0	0	2	2	3	7	1	4	0	1	27
02	Chelsea Lindsay	g	0-4	0-3	0-0	1	0	1	2	0	0	3	0	1	26
25	Cha'Nelle Perry	g	4-6	0-1	1-2	1	3	4	1	9	3	0	2	0	25
03	Victoria Gardaji	g	1-1	1-1	0-0	0	0	0	0	3	1	0	0	0	5
12	Makayla Johnson	g	1-2	0-0	0-0	2	5	7	4	2	1	2	1	0	16
13	Daneasha Provo	g	0-9	0-5	1-2	2	0	2	0	1	1	0	0	0	21
14	Paige Mosley	g	2-4	0-0	0-0	0	1	1	4	4	0	0	1	1	12
21	Nikki Dixon	g	1-3	1-1	0-0	1	1	2	2	3	0	3	1	1	12
33	Alexis Carter	g	0-1	0-0	1-2	0	0	0	0	1	1	2	0	0	5
34	Justice Wright	g	0-1	0-0	0-0	0	0	0	0	0	0	0	0	0	5
<b>Team</b>						<b>1</b>	<b>2</b>	<b>3</b>							
<b>Totals</b>			<b>17-53</b>	<b>4-17</b>	<b>3-6</b>	<b>11</b>	<b>17</b>	<b>28</b>	<b>19</b>	<b>41</b>	<b>8</b>	<b>18</b>	<b>8</b>	<b>4</b>	<b>200</b>

FG % 1st Half: 9-25 36.0% 2nd half: 8-28 28.6% Game: 17-53 32.1%  
 3FG % 1st Half: 2-8 25.0% 2nd half: 2-9 22.2% Game: 4-17 23.5%  
 FT % 1st Half: 1-2 50.0% 2nd half: 2-4 50.0% Game: 3-6 50.0%

**#2/3 South Carolina 99 • 2-0**

#	Player	Total		3-Ptr		Rebounds			PF	TP	A	TO	Blk	Stl	Min
		FG	FGA	FG	FGA	FT	F	D							
24	WELCH, Aleighsa	f	8-11	0-0	1-3	2	1	3	1	17	3	0	1	1	24
33	IBIAM, Elem	c	1-2	0-0	1-1	0	3	3	1	3	0	2	2	0	18
41	COATES, Alaina	c	4-10	0-0	4-7	4	6	10	0	12	2	0	2	0	20
05	SESSIONS, Khadijah	g	2-3	1-1	2-3	1	5	6	0	7	4	0	0	1	18
25	MITCHELL, Tiffany	g	6-8	3-4	0-0	0	0	0	2	15	5	1	0	3	25
01	FARMER, India	g	0-0	0-0	0-0	1	0	1	0	0	0	0	0	0	4
01	CUEVAS, Bianca	g	4-10	2-6	0-0	1	2	3	0	10	2	0	0	2	17
02	GAINES, Olivia	g	0-4	0-0	0-0	3	2	5	1	0	2	2	0	1	10
03	DUCKETT, Kaydra	g	0-0	0-0	0-0	0	0	0	0	0	1	0	0	0	3
15	DAVIS, Tiffany	g	1-2	1-2	0-0	0	1	1	0	3	2	0	0	0	8
22	WILSON, A'ja	g	6-8	0-0	6-7	2	3	5	0	18	0	2	1	0	20
31	DOZIER, Asia	g	1-2	1-2	0-0	0	1	1	2	3	4	0	0	0	16
40	WHITE, Jatarie	g	5-12	0-0	1-1	3	2	5	0	11	0	0	0	1	17
<b>Team</b>						<b>6</b>	<b>1</b>	<b>7</b>							
<b>Totals</b>			<b>38-72</b>	<b>8-15</b>	<b>15-22</b>	<b>23</b>	<b>27</b>	<b>50</b>	<b>7</b>	<b>99</b>	<b>25</b>	<b>7</b>	<b>6</b>	<b>9</b>	<b>200</b>

FG % 1st Half: 18-35 51.4% 2nd half: 20-37 54.1% Game: 38-72 52.8%  
 3FG % 1st Half: 4-8 50.0% 2nd half: 4-7 57.1% Game: 8-15 53.3%  
 FT % 1st Half: 5-9 55.6% 2nd half: 10-13 76.9% Game: 15-22 68.2%

Officials: Beverly Roberts, Denise Brooks, Maj Forsberg  
 Technical fouls: Clemson-None. #2/3 South Carolina-None.  
 Attendance: 11012

Score by periods	1st	2nd	Total
Clemson	21	20	41
#2/3 South Carolina	45	54	99

	Points	In	Off	2nd	Fast	Bench
CU	16	9	7	2	14	
SC	46	23	31	8	45	

Last FG - CU 2nd-00:33, SC 2nd-01:02.  
 Largest lead - CU by 4 1st-17:36, SC by 60 2nd-01:43.

Score tied - 1 time.  
 Lead changed - 1 time.



Official Basketball Box Score - Game Totals - Final Statistics  
**San Diego State vs #2/3 South Carolina**  
 11/23/14 2 p.m. at Columbia, S.C./Colonial Life Arena



**San Diego State 38 • 1-3**

#	Player	Total		3-Ptr		Rebounds			PF	TP	A	TO	Blk	Stl	Min
		FG	FGA	FG	FGA	FT	F	D							
02	HUNTER, Christina	f	0-6	0-0	0-0	1	3	4	1	0	0	3	1	1	25
05	CULBERSON, Chairese	f	1-5	1-3	0-0	2	4	6	2	3	1	2	0	0	23
25	AMARIKWA, Erimma	f	4-9	0-0	1-4	2	4	6	1	9	1	5	0	3	29
11	HARVEY, Ahjalee	g	1-5	1-3	0-0	0	0	0	4	3	1	3	0	1	22
21	JOHNSON, Chloe	g	1-2	0-0	0-0	0	1	1	4	2	0	3	0	0	13
00	SMITH, Deidra	g	2-4	0-0	0-0	2	3	5	2	4	0	3	1	1	14
11	FORT, McKynzie	g	1-7	1-1	1-2	1	1	2	2	4	4	7	0	1	27
22	THORNERSON, Lexy	g	1-6	0-4	0-0	1	1	2	0	2	0	0	0	0	11
30	GREENHOUSE, Cheyen	g	1-3	1-1	2-2	0	2	2	0	5	1	1	0	0	24
44	BRANDON, Aleiah	g	2-2	2-2	0-0	0	0	0	3	6	1	2	0	0	12
<b>Team</b>						<b>2</b>	<b>3</b>	<b>5</b>							
<b>Totals</b>			<b>14-49</b>	<b>6-14</b>	<b>4-8</b>	<b>11</b>	<b>22</b>	<b>33</b>	<b>19</b>	<b>38</b>	<b>8</b>	<b>29</b>	<b>2</b>	<b>7</b>	<b>200</b>

FG % 1st Half: 5-19 26.3% 2nd half: 9-30 30.0% Game: 14-49 28.6%  
 3FG % 1st Half: 2-4 50.0% 2nd half: 4-10 40.0% Game: 6-14 42.9%  
 FT % 1st Half: 4-8 50.0% 2nd half: 0-0 0.0% Game: 4-8 50.0%

**#2/3 South Carolina 89 • 3-0**

#	Player	Total		3-Ptr		Rebounds			PF	TP	A	TO	Blk	Stl	Min
		FG	FGA	FG	FGA	FT	F	D							
24	WELCH, Aleighsa	f	3-6	0-0	0-0	3	0	3	0	6	3	0	0	0	17
33	IBIAM, Elem	c	1-3	0-0	2-2	1	1	2	2	4	0	0	0	1	14
02	GAINES, Olivia	g	0-2	0-0	0-0	1									



Official Basketball Box Score - Game Totals - Final Statistics  
**#22/22 Syracuse vs #1/2 South Carolina**  
 11/28/14 8:00 PM at Freeport Grand Bahamas



**#22/22 Syracuse 63 • 4-1**

#	Player	Total		3-Ptr		Rebounds			PF	TP	A	TO	Blk	Stl	Min
		FG-FGA	FG-FGA	FG-FGA	FG-FGA	Off	Def	Tot							
01	Alexis Peterson	* 4-10	1-4	0-0	3	3	6	3	9	9	3	0	1	40	
10	Isabella Slim	* 1-2	1-2	0-0	1	0	1	1	3	0	1	0	0	11	
11	Cornelia Fondren	* 5-7	1-2	1-1	3	3	6	4	12	1	0	0	0	25	
13	Brianna Butler	* 6-21	4-10	2-2	0	4	4	3	18	0	4	0	0	31	
50	Briana Day	* 3-7	0-0	7-11	7	10	17	3	13	1	2	1	1	37	
00	Diamond Henderson	3-8	0-3	0-0	0	0	0	3	6	0	2	0	1	30	
22	Taylor Ford	0-3	0-2	2-4	1	7	8	2	2	4	1	0	0	23	
44	Amber Witherspoon	0-0	0-0	0-0	0	1	1	2	0	0	1	0	0	3	
Team					4	3	7								
<b>Totals</b>		<b>22-58</b>	<b>7-23</b>	<b>12-18</b>	<b>19</b>	<b>31</b>	<b>50</b>	<b>21</b>	<b>63</b>	<b>15</b>	<b>16</b>	<b>1</b>	<b>3</b>	<b>200</b>	

FG % 1st Half: 14-30 46.7% 2nd half: 8-28 28.6% Game: 22-58 37.9%  
 3FG % 1st Half: 4-12 33.3% 2nd half: 3-11 27.3% Game: 7-23 30.4%  
 FT % 1st Half: 3-5 60.0% 2nd half: 9-13 69.2% Game: 12-18 66.7%

**#1/2 South Carolina 67 • 5-0**

#	Player	Total		3-Ptr		Rebounds			PF	TP	A	TO	Blk	Stl	Min
		FG-FGA	FG-FGA	FG-FGA	FG-FGA	Off	Def	Tot							
24	WELCH, Aleighsa	f 5-9	0-0	1-2	2	3	5	2	11	3	1	1	0	36	
33	IBIAM, Elem	f 0-4	0-0	0-0	2	1	3	4	0	2	2	1	0	15	
41	COATES, Alaina	f 0-0	0-0	0-0	0	1	1	2	0	0	0	0	0	13	
05	SESSIONS, Khadijah	g 2-8	1-5	0-1	0	1	1	1	5	3	0	1	1	22	
25	MITCHELL, Tiffany	g 6-13	3-8	6-8	4	4	8	2	21	3	1	0	1	40-	
01	CUEVAS, Bianca	0-4	0-3	0-0	0	0	0	3	0	0	0	0	0	9	
02	GAINES, Olivia	0-0	0-0	0-0	0	0	0	0	0	0	0	0	0	2	
22	WILSON, A'ja	5-13	0-0	5-9	4	6	10	3	15	0	1	1	2	26	
23	ROY, Tina	4-10	4-9	0-0	2	0	2	1	12	5	0	0	0	22	
30	DOZIER, Asia	1-1	1-1	0-0	0	0	0	0	3	1	0	0	0	7	
40	WHITE, Jatarie	0-2	0-0	0-0	0	0	0	1	0	0	0	0	0	8	
Team					2	3	5								
<b>Totals</b>		<b>23-64</b>	<b>9-26</b>	<b>12-20</b>	<b>16</b>	<b>19</b>	<b>35</b>	<b>19</b>	<b>67</b>	<b>17</b>	<b>5</b>	<b>4</b>	<b>4</b>	<b>200</b>	

FG % 1st Half: 11-32 34.4% 2nd half: 12-32 37.5% Game: 23-64 35.9%  
 3FG % 1st Half: 4-13 30.8% 2nd half: 5-13 38.5% Game: 9-26 34.6%  
 FT % 1st Half: 5-8 62.5% 2nd half: 7-12 58.3% Game: 12-20 60.0%

Officials: Kathy Lynch, Andy Bills, D'Lynn Schertz  
 Technical fouls: #22/22 Syracuse-None. #1/2 South Carolina-None.  
 Attendance: 342

Score by periods	1st	2nd	Total
#22/22 Syracuse	35	28	63
#1/2 South Carolina	31	36	67

Last FG - SU 2nd-06:43, SC 2nd-00:51.  
 Largest lead - SU by 12 1st-08:41, SC by 7 1st-16:52.

	Points	In Paint	Off T/O	2nd Chance	Fast Break	Bench
SU	16	6	17	0	8	8
SC	20	11	13	0	30	30

Score tied - 4 times.  
 Lead changed - 8 times.



Official Basketball Box Score - Game Totals - Final Statistics  
**NC Central vs #1/2 South Carolina**  
 12/01/14 7 p.m. at Columbia, S.C./Colonial Life Arena



**NC Central 26 • 2-4**

#	Player	Total		3-Ptr		Rebounds			PF	TP	A	TO	Blk	Stl	Min
		FG-FGA	FG-FGA	FG-FGA	FG-FGA	Off	Def	Tot							
25	DIXON, Tisha	f 1-6	0-0	1-4	0	0	0	3	3	1	1	1	1	20	
15	DAVIS, Racquel	c 2-3	0-0	2-4	2	2	4	5	6	0	3	0	1	18	
13	WILLIAMS, Rachel	g 0-1	0-0	0-0	0	0	0	2	0	0	2	0	0	19	
23	JONES, Morgan	g 3-8	1-3	0-0	0	3	3	3	7	0	6	0	0	28	
24	CONERLY, Khryra	g 1-5	0-0	0-0	0	1	1	4	2	0	5	0	2	13	
03	HYNES, Alexus	0-2	0-1	0-0	0	1	1	0	0	0	4	0	0	21	
04	ASKEW, Kristin	1-4	1-2	0-0	1	0	1	0	3	0	1	0	0	13	
10	WHALEY-BRIGGS, M.	0-0	0-0	0-0	0	3	3	0	0	0	2	0	0	8	
21	WORKS, Nikki	2-12	0-4	1-2	1	2	3	3	5	0	2	0	0	33	
32	ATKINSON, Imani	0-3	0-0	0-0	0	0	0	0	0	0	1	0	1	8	
33	CLEMENT, Tiera	0-0	0-0	0-0	0	0	0	0	0	0	0	0	0	4	
35	MORTON, Kirona	0-1	0-0	0-0	0	4	4	1	0	0	0	0	2	15	
Team					2	1	3								
<b>Totals</b>		<b>10-45</b>	<b>2-10</b>	<b>4-10</b>	<b>6</b>	<b>17</b>	<b>23</b>	<b>22</b>	<b>26</b>	<b>2</b>	<b>28</b>	<b>1</b>	<b>7</b>	<b>200</b>	

FG % 1st Half: 6-22 27.3% 2nd half: 4-23 17.4% Game: 10-45 22.2%  
 3FG % 1st Half: 2-5 40.0% 2nd half: 0-5 0.0% Game: 2-10 20.0%  
 FT % 1st Half: 2-6 33.3% 2nd half: 2-4 50.0% Game: 4-10 40.0%

**#1/2 South Carolina 90 • 7-0**

#	Player	Total		3-Ptr		Rebounds			PF	TP	A	TO	Blk	Stl	Min
		FG-FGA	FG-FGA	FG-FGA	FG-FGA	Off	Def	Tot							
24	WELCH, Aleighsa	f 5-7	0-0	1-1	1	3	4	2	11	2	2	1	1	24	
33	IBIAM, Elem	f 4-5	0-0	2-5	1	3	4	1	10	0	3	0	0	20	
41	COATES, Alaina	c 4-7	0-0	1-2	0	5	5	2	9	1	1	2	0	21	
05	SESSIONS, Khadijah	g 2-2	0-0	0-0	1	3	4	1	4	8	1	0	4	19	
25	MITCHELL, Tiffany	g 6-8	1-3	1-2	0	3	3	0	14	4	1	0	7	24	
00	FARMER, India	0-0	0-0	0-0	1	1	2	0	0	0	0	0	0	2	
01	CUEVAS, Bianca	1-4	1-4	1-2	0	1	1	1	4	5	1	2	3	20	
02	GAINES, Olivia	2-3	0-0	0-0	0	1	1	0	4	0	1	0	0	7	
03	DUCKETT, Kaydra	1-1	0-0	0-0	0	1	1	0	2	0	1	0	1	4	
15	DAVIS, Tiffany	0-1	0-1	0-0	0	1	1	0	0	1	0	0	0	6	
22	WILSON, A'ja	4-12	0-0	8-9	5	3	8	2	16	1	1	0	2	17	
23	ROY, Tina	0-1	0-1	0-0	0	2	2	0	0	3	1	0	1	13	
30	DOZIER, Asia	5-6	3-4	1-1	0	0	0	0	14	1	1	0	2	16	
40	WHITE, Jatarie	1-1	0-0	0-0	0	1	1	2	2	0	2	0	0	7	
Team					1	2	3								
<b>Totals</b>		<b>35-58</b>	<b>5-13</b>	<b>15-22</b>	<b>10</b>	<b>30</b>	<b>40</b>	<b>11</b>	<b>90</b>	<b>26</b>	<b>13</b>	<b>8</b>	<b>21</b>	<b>200</b>	

FG % 1st Half: 14-22 63.6% 2nd half: 21-36 58.3% Game: 35-58 60.3%  
 3FG % 1st Half: 1-3 33.3% 2nd half: 4-10 40.0% Game: 5-13 38.5%  
 FT % 1st Half: 10-16 62.5% 2nd half: 5-6 83.3% Game: 15-22 68.2%

Officials: Sue Bauch, Jesse Dickerson, Eric Brewton  
 Technical fouls: NC Central-None. #1/2 South Carolina-None.  
 Attendance: 8823

Score by periods	1st	2nd	Total
NC Central	16	10	26
#1/2 South Carolina	39	51	90

Last FG - NCCU 2nd-04:15, SC 2nd-00:36.  
 Largest lead - NCCU None, SC by 64 2nd-00:36.

	Points	In Paint	Off T/O	2nd Chance	Fast Break	Bench
NCCU	12	7	3	0	8	8
SC	58	31	3	34	42	42

Score tied - 0 times.  
 Lead changed - 0 times.



Official Basketball Box Score - Game Totals - Final Statistics  
**Charlotte vs #1/2 South Carolina**  
 12/04/14 8 p.m. at Columbia, S.C./Colonial Life Arena



**Charlotte 61 • 1-6**

#	Player	Total		3-Ptr		Rebounds			PF	TP	A	TO	Blk	Stl	Min
		FG-FGA	FG-FGA	FG-FGA	FG-FGA	Off	Def	Tot							
50	RANKIN, Olivia	f 4-5	0-0	0-0	1	1	2	5	8	0	1	0	1	15	
03	HOLMES, Ayanna	g 2-6	0-0	4-4	0	2	2	4	8	8	5	0	2	34	
20	GORDON, Kira	g 3-9	0-1	1-3	1	3	4	3	7	1	1	1	2	33	
21	WEBSTER, Lefty	g 7-13	0-0	3-4	1	0	1	4	17	2	5	0	2	32	
22	SIGMON, Hillary	g 4-5	3-3	2-2	2	0	2	3	13	0	6	0	0	26	
00	RANSOM, Amaya	0-2	0-0	0-0	0	0	0	0	2	0	0	0	1	5	
01	GREGORY, Ciara	0-5	0-3	0-0	3	0	3	1	0	1	0	0	0	16	
11	DEMPSEY, Griffin	0-1	0-0	0-0	0	0	0	1	0	1	0	0	0	9	
23	OLLEY, Kenya	4-7	0-1	0-0	0	1	1	1	8	0	0	1	1	25	
33	BROWN, Tanisha	0-0	0-0	0-0	0	1	1	1	0	1	0	0	0	5	
Team					4	0	4								
<b>Totals</b>		<b>24-53</b>	<b>3-8</b>	<b>10-13</b>	<b>12</b>	<b>8</b>	<b>20</b>	<b>23</b>	<b>61</b>	<b>16</b>	<b>18</b>	<b>3</b>	<b>9</b>	<b>200</b>	

FG % 1st Half: 10-27 37.0% 2nd half: 14-26 53.8% Game: 24-53 45.3%  
 3FG % 1st Half: 1-5 20.0% 2nd half: 2-3 66.7% Game: 3-8 37.5%  
 FT % 1st Half: 7-9 77.8% 2nd half: 3-4 75.0% Game: 10-13 76.9%

**#1/2 South Carolina 82 • 7-0**

#	Player	Total		3-Ptr		Rebounds			PF	TP	A	TO	Blk	Stl	Min
		FG-FGA	FG-FGA	FG-FGA	FG-FGA	Off	Def	Tot							
24	WELCH, Aleighsa	f 4-7	0-0	2-2	7	2	9	2	10	3	1	2	0	22	
30	DOZIER, Asia	f 0-4	0-3	0-0	0	0	0	0	0	3	1	0	1	18	
33	IBIAM, Elem	c 7-7	0-0	2-3	1	2	3	2	16	1	1	0	0	19	
05	SESSIONS, Khadijah	g 1-4	0-2	4-6	1	1	2	3	6	4	2	0	2	32	
25	MITCHELL, Tiffany	g 3-6	1-3	2-2	1	0	1	3	9	2	4	0	1	28	
00	FARMER, India	0-0	0-0	0-0	0	0	0	0	0	0	1	0	0	2	
01	CUEVAS, Bianca	0-2	0-0	0-0	0	1	1	1	0	1	1	0			





Official Basketball Box Score -- Game Totals -- Final Statistics  
**Auburn vs #1/1 South Carolina**  
 01/02/15 7 p.m. at Columbia, S.C. / Colonial Life Arena



**Auburn 58 • 9-5, 0-1 SEC**

#	Player	Total		3-Ptr		Rebounds			PF	TP	A TO	Blk	Stl	Min	
		FG-FGA	FG-FGA	FG-FGA	FG-FGA	Off	Def	Tot							
13	Katie Frerking	f	2-13	1-5	0-0	1	4	5	3	5	0	1	0	0	24
44	Tra/Cee Tanner	f	2-5	0-0	0-0	1	4	5	5	4	2	4	1	1	29
10	Brandy Montgomery	g	3-10	0-3	0-0	2	5	7	1	6	0	2	0	1	33
22	Kiani Parker	g	2-3	1-1	0-0	0	2	2	4	5	3	0	0	2	14
40	Khady Dieng	g	0-1	0-0	0-0	0	0	0	2	0	0	0	0	1	12
00	Hasina Muhammad		8-18	0-0	10-10	1	1	2	4	26	0	1	3	3	29
23	Jessica Jones		0-1	0-1	0-0	0	0	0	2	0	0	0	1	1	6
25	Neydja Petithomme		3-6	2-3	2-4	3	1	4	3	10	3	2	0	1	28
35	Asia Robeson		1-5	0-1	0-0	2	1	3	1	2	0	1	1	1	17
50	Cabriana Capers		0-0	0-0	0-0	1	2	3	0	0	0	0	0	0	8
Team						2	1	3	1		1				
<b>Totals</b>			<b>21-62</b>	<b>4-14</b>	<b>12-14</b>	<b>13</b>	<b>21</b>	<b>34</b>	<b>26</b>	<b>58</b>	<b>8</b>	<b>16</b>	<b>6</b>	<b>11</b>	<b>200</b>

FG % 1st Half: 7-29 24.1% 2nd half: 14-33 42.4% Game: 21-62 33.9%      Deadball Rebounds  
 3FG % 1st Half: 1-6 16.7% 2nd half: 3-8 37.5% Game: 4-14 28.6%      1,1  
 FT % 1st Half: 2-2 100.0% 2nd half: 10-12 83.3% Game: 12-14 85.7%

**#1/1 South Carolina 75 • 13-0, 1-0 SEC**

#	Player	Total		3-Ptr		Rebounds			PF	TP	A TO	Blk	Stl	Min	
		FG-FGA	FG-FGA	FG-FGA	FG-FGA	Off	Def	Tot							
24	WELCH, Aleighsa	f	6-6	0-0	0-1	3	3	6	0	12	0	2	1	0	19
31	DOZIER, Asia	f	2-6	1-3	0-0	0	0	0	1	5	4	2	0	1	16
33	IBIAM, Elem	c	5-8	0-0	1-2	2	0	2	3	11	0	1	1	0	19
05	SESSIONS, Khadijah	g	1-2	0-1	1-1	0	3	3	2	3	4	4	0	2	23
25	MITCHELL, Tiffany	g	1-9	1-4	4-4	0	1	1	1	7	4	2	0	2	26
00	FARMER, India		0-0	0-0	0-0	0	1	1	0	0	0	0	0	0	2
01	CUEVAS, Bianca		4-8	0-2	2-3	0	0	0	2	10	1	2	1	1	20
02	GAINES, Olivia		1-1	0-0	1-2	0	1	1	3	3	1	1	0	1	16
15	DAVIS, Tiffany		0-0	0-0	0-0	0	0	0	0	0	0	0	0	0	1
22	WILSON, A'ja		6-17	0-0	0-1	2	8	10	3	12	1	1	2	0	27
23	ROY, Tina		1-1	1-1	0-0	0	1	1	0	3	2	3	0	0	11
41	COATES, Alaina		3-4	0-0	5-9	5	9	14	1	11	0	0	1	1	20
Team						3	0	3							
<b>Totals</b>			<b>30-62</b>	<b>3-11</b>	<b>14-23</b>	<b>15</b>	<b>27</b>	<b>42</b>	<b>16</b>	<b>77</b>	<b>17</b>	<b>18</b>	<b>6</b>	<b>8</b>	<b>200</b>

FG % 1st Half: 15-33 45.5% 2nd half: 15-29 51.7% Game: 30-62 48.4%      Deadball Rebounds  
 3FG % 1st Half: 1-6 16.7% 2nd half: 2-5 40.0% Game: 3-11 27.3%      4,2  
 FT % 1st Half: 3-4 75.0% 2nd half: 11-19 57.9% Game: 14-23 60.9%

Officials: Beverly Roberts, Kelly Johnson, Bill Larence  
 Technical fouls: Auburn-TEAM. #1/1 South Carolina-None.  
 Attendance: 16465

Score by periods	1st	2nd	Total
Auburn	17	41	58
#1/1 South Carolina	34	43	77

	Points	In Paint	Off T/O	2nd Chance	Fast Break	Bench
AU	24	12	13	8	8	38
SC	52	28	16	22	39	

Last FG - AU 2nd-00:06, SC 2nd-01:53.      Score tied - 0 times.  
 Largest lead - AU None, SC by 23 2nd-05:53.      Lead changed - 0 times.



Official Basketball Box Score -- Game Totals -- Final Statistics  
**#1/1 South Carolina vs LSU**  
 01/04/15 2:05 p.m. at Baton Rouge, La. (Maravich Center)



**#1/1 South Carolina 75 • 14-0 (2-0 SEC)**

#	Player	Total		3-Ptr		Rebounds			PF	TP	A TO	Blk	Stl	Min	
		FG-FGA	FG-FGA	FG-FGA	FG-FGA	Off	Def	Tot							
24	WELCH, Aleighsa	f	3-4	0-0	0-2	1	4	5	0	6	1	0	1	0	21
31	DOZIER, Asia	f	1-3	1-3	0-0	0	0	0	1	3	1	1	0	0	12
33	IBIAM, Elem	c	1-2	0-0	0-0	0	4	4	2	2	1	0	1	1	18
05	SESSIONS, Khadijah	g	0-1	0-1	0-0	1	2	3	3	0	0	1	0	1	13
25	MITCHELL, Tiffany	g	7-12	3-6	0-0	0	4	4	2	17	2	4	0	1	24
00	FARMER, India		0-0	0-0	0-0	0	0	0	0	0	0	0	0	0	2
01	CUEVAS, Bianca		2-8	1-4	3-3	0	1	1	2	8	2	2	0	2	18
02	GAINES, Olivia		1-3	0-0	0-0	0	0	0	2	2	3	1	0	2	19
03	DAVIS, Tiffany		0-0	0-0	0-0	0	0	0	0	0	0	0	0	0	1
15	DAVIS, Tiffany		1-1	1-1	0-0	0	3	3	1	3	2	3	0	0	11
22	WILSON, A'ja		7-11	0-0	7-9	3	10	13	3	21	2	5	3	1	26
23	ROY, Tina		2-6	2-6	0-0	0	1	1	1	6	4	3	0	0	21
41	COATES, Alaina		2-2	0-0	3-4	1	3	4	2	7	0	3	2	0	14
Team						4	0	4							
<b>Totals</b>			<b>27-53</b>	<b>8-21</b>	<b>13-18</b>	<b>10</b>	<b>32</b>	<b>42</b>	<b>19</b>	<b>75</b>	<b>18</b>	<b>23</b>	<b>7</b>	<b>8</b>	<b>200</b>

FG % 1st Half: 15-30 50.0% 2nd half: 12-23 52.2% Game: 27-53 50.9%      Deadball Rebounds  
 3FG % 1st Half: 6-15 40.0% 2nd half: 2-6 33.3% Game: 8-21 38.1%      2  
 FT % 1st Half: 1-3 33.3% 2nd half: 12-15 80.0% Game: 13-18 72.2%

**LSU 51 • 7-7 (1-1 SEC)**

#	Player	Total		3-Ptr		Rebounds			PF	TP	A TO	Blk	Stl	Min	
		FG-FGA	FG-FGA	FG-FGA	FG-FGA	Off	Def	Tot							
23	AMICHA, Stephanie	f	4-6	0-0	0-2	4	3	7	3	8	1	5	0	2	23
42	BOYKIN, Sheila	f	3-6	0-0	0-0	3	8	11	2	6	0	1	0	2	25
11	MONCRIEF, Raigyne	g	3-12	0-0	1-3	2	2	4	1	7	0	1	0	1	22
13	HILL, Rina	g	2-6	0-0	1-2	0	1	1	2	5	1	1	0	0	22
24	HADEEN, DaSHAWN	g	4-12	0-1	1-2	0	3	3	3	9	0	4	1	3	25
01	DEEMER, Jenna		2-6	0-3	1-2	0	0	0	0	5	1	0	0	1	23
03	BETHEL, Akilah		0-3	0-0	1-2	2	1	3	2	1	0	2	0	1	13
04	PERDENSEN, Anne		3-8	1-3	1-2	1	0	1	3	8	0	2	0	2	26
01	RHODES, Jasmine		1-3	0-0	0-1	1	0	1	1	2	1	1	0	1	16
31	JOHNS, Ann		0-2	0-0	0-0	1	1	2	3	0	0	1	0	0	5
Team						2	0	2							
<b>Totals</b>			<b>22-64</b>	<b>1-7</b>	<b>6-16</b>	<b>16</b>	<b>19</b>	<b>35</b>	<b>20</b>	<b>51</b>	<b>4</b>	<b>18</b>	<b>1</b>	<b>13</b>	<b>200</b>

FG % 1st Half: 9-27 33.3% 2nd half: 13-37 35.1% Game: 22-64 34.4%      Deadball Rebounds  
 3FG % 1st Half: 1-3 33.3% 2nd half: 0-4 0.0% Game: 1-7 14.3%      4  
 FT % 1st Half: 3-9 33.3% 2nd half: 3-7 42.9% Game: 6-16 37.5%

Officials: Laura Morris, Eric Brewton, Ed Sidlasky  
 Technical fouls: #1/1 South Carolina-None. LSU-None.  
 Attendance: 3438  
 Actual Attendance: 2439

Score by periods	1st	2nd	Total
#1/1 South Carolina	37	38	75
LSU	22	29	51

	Points	In Paint	Off T/O	2nd Chance	Fast Break	Bench
SC	36	14	5	8	4	47
LSU	26	14	13	0	0	16

Last FG - SC 2nd-03:00, LSU 2nd-00:06.      Score tied - 1 time.  
 Largest lead - SC by 31 2nd-11:07, LSU by 2 1st-18:22.      Lead changed - 1 time.



Official Basketball Box Score -- Game Totals -- Final Statistics  
**#1/1 South Carolina vs Alabama**  
 01/08/15 6 p.m. at Tuscaloosa, Ala. (Foster Auditorium)



**#1/1 South Carolina 102 • 15-0, 3-0 SEC**

#	Player	Total		3-Ptr		Rebounds			PF	TP	A TO	Blk	Stl	Min	
		FG-FGA	FG-FGA	FG-FGA	FG-FGA	Off	Def	Tot							
24	WELCH, Aleighsa	f	5-6	0-0	0-0	0	2	2	4	10	1	0	1	0	22
31	DOZIER, Asia	f	6-8	3-5	0-0	0	2	2	2	15	2	1	0	2	24
33	IBIAM, Elem	c	2-3	0-0	0-0	1	2	3	2	4	0	1	0	0	15
05	SESSIONS, Khadijah	g	1-3	0-1	0-0	1	0	1	0	2	5	0	0	4	18
25	MITCHELL, Tiffany	g	6-10	3-6	1-1	0	1	1	2	16	3	0	0	1	26
00	FARMER, India		0-1	0-0	0-0	1	0	1	1	0	0	0	0	0	4
01	CUEVAS, Bianca		1-5	1-4	4-4	1	2	3	0	7	3	0	0	0	15
02	GAINES, Olivia		1-2	0-1	0-0	1	0	1	1	2	3	0	0	0	13
03	DUCKETT, Kaydra		0-0	0-0	0-0	1	1	1	0	0	0	0	0	0	4
15	DAVIS, Tiffany		1-1	1-1	1-2	1	0	1	0	4	0	0	0	0	4
22	WILSON, A'ja		3-7	0-0	5-7	0	5	5	1	11	3	4	3	1	19
23	ROY, Tina		4-4	3-3	0-0	0	2	2	1	11	1	1	0	0	15
41	COATES, Alaina		7-8	0-0	6-6	2	1	3	1	20	1	0	3	0	21
Team						0	4	4							
<b>Totals</b>			<b>37-58</b>	<b>11-21</b>	<b>17-20</b>	<b>8</b>	<b>22</b>	<b>30</b>	<b>15</b>	<b>102</b>	<b>22</b>	<b>7</b>	<b>7</b>	<b>8</b>	<b>200</b>

FG % 1st Half: 19-28 67.9% 2nd half: 18-30 60.0% Game: 37-58 63.8%      Deadball Rebounds  
 3FG % 1st Half: 4-9 44.4% 2nd half: 7-12 58.3% Game: 11-21 52.4%      1  
 FT % 1st Half: 6-7 85.7% 2nd half: 11-13 84.6% Game: 17-20 85.0%

**Alabama 59 • 11-7, 0-3 SEC**

#	Player	Total		3-Ptr		Rebounds			PF	TP	A TO	Blk	Stl	Min	
		FG-FGA	FG-FGA	FG-FGA	FG-FGA	Off	Def	Tot							
13	Hegstetter, Nikki	f	1-4	0-1	0-0	1	0	1	1	2	0	2	1	0	15
20	Williams, Ashley	f	4-7	0-0	2-2	0	2	2	1	10	0	2	0	0	26
25	Hutchen,														















# DAWN STALEY

**7th Season at South Carolina  
Virginia, 1992**

When three-time Olympic gold medalist Dawn Staley took the reins of the University of South Carolina women's basketball program on May 10, 2008, the Gamecocks' stature immediately rose not just in the Southeastern Conference but on the national stage as well. Building on a foundation of hard work, defensive effort and a "team first" mentality, South Carolina began to realize those expectations in 2011-12, and the team's four consecutive 25-win seasons since then mark the most successful four-year stretch in program history. Increasing the annual win total each season, the program's steady improvement is highlighted by many program firsts – SEC Tournament title (2015), No. 1 national ranking (12 weeks in 2014-15), SEC regular-season championship (2014, 2015) and No. 1 seed in the NCAA Tournament (2014). Under Staley, the Gamecocks are playing in four straight NCAA Tournaments for the second time in program history and have two Sweet 16 appearances among the streak. Staley is just the second woman in college basketball history to both play for and coach a No. 1-ranked team, joining Baylor's Kim Mulkey in the elite category. Staley's Virginia team was ranked No. 1 for a total of 24 weeks spanning her junior and senior seasons. She has led the Gamecocks to 12 weeks in the top spot in the Associated Press poll so far.

In her 14 seasons as a head coach, Staley has amassed a 327-153 record, including her 155-73 slate in her seventh season at South Carolina. She has led her teams to 10 20-win seasons, a total of 12 postseason appearances (two WNIT), highlighted by the Gamecocks' pair of Sweet 16 appearances and 32 weeks in the Associated Press top 10, including 23 in the top five. The future continues to brighten as the nation's top recruits make Columbia, S.C., a highly coveted destination. Consistently signing the top players in the state, Staley's 2014 group illustrated the seeds her staff had been sowing since its arrival as the No. 1 recruit in the class joined two other top-35 entries among the five-member class that was ranked No. 2 in the nation.

While her coaching career is blossoming, Staley is still recognized for her body of work as a one of the most decorated participants in United States women's basketball history. The Naismith Memorial Basketball Hall of Fame solidified her legacy with her enshrinement into the Hall as part of the Class of 2013. The Phoenix Club of Philadelphia established the Dawn Staley Award recognizing the nation's top guard in women's Division I basketball in 2013 as well. Staley was inducted into the Women's Basketball Hall of Fame as part of the Class of 2012 and was one of the final nominees for induction to the U.S. Olympic Hall of Fame the same year. In the summer of 2011, the WNBA recognized her as one of the league's "Top 15," honoring the most influential players in the league's history.

At the helm of the Gamecocks over the last seven seasons, Staley has been named National Coach of the Year (2014, Basketball Times), Naismith National Coach of the Year Finalist (2014), SEC Coach of the Year (2014, Coaches and AP; 2015 Coaches) and BCA Female Coach of the Year (2012). She has coached an All-American, 16 All-SEC selections, six SEC All-Freshman selections, a two-time SEC Player of the Year, an SEC 6th Player of the Year, an SEC Defensive Player of the Year, an SEC Scholar-Athlete of the Year and three SEC Freshmen of the Year. The Gamecocks have won more SEC games than the season before in each of Staley's last six seasons, and her 67 SEC victories are more than any other Gamecock coach and account for more than half of the program's total 131. She has helped the Gamecocks to four of the program's five top-four finishes in the SEC, including back-to-back regular-season titles in 2014 and 2015.

# HEAD COACH

## Coaching Highlights

### College

- 10 NCAA Tournament Appearances (4 at South Carolina)
- 10 20-Win Seasons (4 at South Carolina)
- 3 Regular-Season Conference Titles (SEC 2014, 2015; A-10 2008)
- 5 Conference Tournament Titles (SEC 2015; A-10 2002, 2004, 2005, 2006)
- Two-time Naismith National Coach of the Year Finalist (2014, 2015)
- Basketball Times National Coach of the Year (2014)
- Two-time WBCA Region Coach of the Year (Region 3 2014; Region 1 2005)
- Four-time Conference Coach of the Year (SEC 2014, 2015; A-10 2004, 2005)

### USA Basketball

- Senior National Team Asst. Coach (2006-08, 2014-16) – FIBA World Championship gold medal (2014), Beijing Olympics gold medal (2008), FIBA Americas Championship gold medal (2007), FIBA World Championship bronze medal (2006)
- U18 National Team Head Coach – FIBA U18 Americas Championship gold medal (2014)
- Select Team Court Coach (Summer 2012)

## Playing Highlights

### U.S. Professional – 11 seasons

- Five-time WNBA All-Star (2001, 2002, 2003, 2005, 2006)
- Two-time ABL All-Star (1997, 1998)
- WNBA All-Decade Team

### USA Basketball

- Olympic gold medalist (1996, 2000, 2004)
- Flag bearer for U.S. in Olympic Games Opening Ceremony (2004)
- Two-time USA Basketball Female Athlete of the Year (1994, 2004)

### College – Virginia (1989-92)

- Kodak All-America (1990, 1991, 1992)
- Honda-Broderick Cup Award for Collegiate Female Athlete of the Year (1991)
- Two-time ACC Player of the Year (1991, 1992)
- NCAA Tournament Most Outstanding Player (1991)

## Other Notables

- Naismith Memorial Basketball Hall of Fame, Class of 2013
- Order of the Palmetto Recipient (2013)
- Women's Basketball Hall of Fame, Class of 2012

## Year-by-Year Coaching Record

Year	School	Record	Conf. Rec.	Conf. Finish	Postseason
2000-01	Temple	19-11	11-5	2nd East	WNIT
2001-02	Temple	20-11	12-4	2nd East	A-10 Tourn. Champ./NCAA 1st Round
2002-03	Temple	14-15	9-7	2nd East	
2003-04	Temple	21-10	14-2	1st East	A-10 Tourn. Champ./NCAA 1st Round
2004-05	Temple	28-4	16-0	1st East*	A-10 Tourn. Champ./NCAA 2nd Round
2005-06	Temple	24-8	12-4	3rd	A-10 Tourn. Champ./NCAA 1st Round
2006-07	Temple	25-8	13-1	2nd	NCAA 2nd Round
2007-08	Temple	21-13	12-2	T-1st	NCAA 1st Round
2008-09	South Carolina	10-18	2-12	11th	
2009-10	South Carolina	14-15	7-9	T-7th	
2010-11	South Carolina	18-15	8-8	T-5th	WNIT 2nd Round
2011-12	South Carolina	25-10	10-6	T-4th	NCAA Sweet 16
2012-13	South Carolina	25-8	11-5	T-4th	NCAA 2nd Round
2013-14	South Carolina	29-5	14-2	1st	NCAA Sweet 16
2014-15	South Carolina	34-2	15-1	T-1st	SEC Tourn. Champ./NCAA
<b>Career</b>	<b>15th season</b>	<b>327-153</b>	<b>166-68</b>		
<b>At SC</b>	<b>7th season</b>	<b>155-73</b>	<b>67-43</b>		



# ALAINA COATES

6-4 • Sophomore • Center • Irmo, S.C. • Dutch Fork

# #41

## Career Highlights

2015 SEC All-Defensive Team	2014 SEC Co-6th Player of the Year (Coaches)
All-SEC 2nd Team (Coaches - 2014, 2015; AP - 2015)	2014 SEC Freshman of the Year (Coaches, AP)
2015 NCAA Greensboro Region MOP	2014 Freshman All-America First Team (Full Court)
2015 SEC All-Tournament Team	2014 SEC All-Freshman Team
No. 25 Player in the Nation, espnW (2014-15)	5-time SEC Freshman of the Week (2013-14)
2015 Naismith Trophy Top 50 Watch List	

- Named All-SEC Second Team for second-straight season and All-Defensive Team
- Second in the SEC in double-doubles (12), fourth in rebounds and 20th in scoring ... among top 10 in blocks (4th, 1.5/gm), offensive rebs 9th, 2.8/gm) and FT %age (10th, .718)
- Has scored in double figures 23 times and posted double-digit rebounds 14 times
- Has been the team's top scorer five times – Southern Cal, at Alabama, vs. LSU, Syracuse (NCAA), vs. North Carolina (NCAA)
- Has led team in rebounds 16 times – Southern Cal, Clemson, Wisconsin, Charlotte, at Duke, Savannah State, at Hampton, Auburn, at Florida, Texas A&M, Alabama, at Ole Miss, at Arkansas, Mississippi St., vs. Tennessee, vs. North Carolina (NCAA)
- Named NCAA Greensboro Region Most Outstanding Player after averaging 16.0 points on 62.5 percent shooting
- Posted personal 11-5 run early in second half against #7/7 Florida State (Mar. 29) to cut seven-point deficit to one, finishing with second perfect shooting night of the NCAA Tournament
- Delivered at the free throw line, hitting 10-of-10 against #15/12 North Carolina (Mar. 27), including 6-of-6 in the second half
- Scored nine of her team-high 14 points against Syracuse (Mar. 22) in the final 10 minutes of the first half to build 18-point halftime lead ... added seven rebounds to point total in just 14 minutes of play
- Posted personal 7-2 run in two-minute span of first half against Savannah State (Mar. 20) ... tied career high with three assists
- Named to the SEC All-Tournament Team after averaging 10.3 points and 8.0 rebounds over the three-game event
- Came up with the tough rebounds to stifle any second-half run by #5/5 Tennessee (Mar. 8) in the SEC Championship, reeling in five of her eight in the second half
- Hit back-to-back buckets to kick off an 18-4 second-half run that turned a one-point game into a 15-point lead against LSU (Mar. 7) in SEC Tournament semifinals
- Scored six straight points in second half to put #11/13 Mississippi State (Feb. 26) away
- Grabbed three of her six rebounds against #6/6 Tennessee (Feb. 23) in final 2:00 to help seal victory
- Scored on back-to-back possessions after the Razorbacks had pulled within 10 late in the second half at Arkansas (Feb. 19) as part of her 11th double-double of the season
- Needed just nine second-half minutes to score 12 of her total 14 points against Vanderbilt (Feb. 15)
- Owned the glass in second half against LSU (Feb. 12), grabbing seven of her eight boards in the final 20 minutes
- Hit all four free throw attempts on two possessions that sparked a 28-13 run to close the first half at Ole Miss (Feb. 1), turning an eight-point deficit into a seven-point halftime lead
- Matched her career high with five blocked shots against Alabama (Jan. 29)
- Had her best game against a ranked team this season with a double-double against #12/10 Texas A&M (Jan. 26), including nine points and six rebounds in second half to help deliver victory
- Dominated Florida's (Jan. 19) frontline on the glass for her fifth game of 13 or more rebounds
- Hit all six of her free throw attempts in final 2:00 at Missouri (Jan. 15) to seal Gamecocks' win

	Season	Career
<b>Double-Double</b>	12	22
<b>20+ Points</b>	2	8
<b>10+ Points</b>	23	46
<b>10+ Rebounds</b>	14	25
<b>5+ Blocks</b>	1	3
<b>Tim-High Points</b>	5	12
<b>Tim-High Rebs.</b>	16	34

Miscellaneous

<b>Pts</b> .....	24, 2x, last vs. Ole Miss, 1/30/14
<b>Rebs</b> .....	17 vs. Kentucky, 1/9/14
<b>Blks</b> .....	5, 3x, last vs. Alabama, 1/29/15
<b>Stls</b> .....	3, 2x, last at Florida, 1/19/15
<b>Assts</b> .....	3, 3x, last vs. Savannah St., 3/20/15
<b>Min</b> .....	30 vs. Southern Cal, 11/15/14
<b>FG</b> .....	11 vs. Vanderbilt, 1/5/14
<b>FT</b> .....	11 at San Diego St., 11/23/13

Career Highs

<b>Pts</b> .....	20, 2x, last at Alabama, 1/8
<b>Rebs</b> .....	14 vs. Auburn, 1/2
<b>Blks</b> .....	5 vs. Alabama, 1/29
<b>Stls</b> .....	3 at Florida, 1/19
<b>Assts</b> .....	3, 3x, last vs. Savannah St., 3/20
<b>Min</b> .....	30 vs. Southern Cal, 11/15
<b>FG</b> .....	7, 3x, last at Alabama, 1/8
<b>FT</b> .....	10 vs. North Carolina, 3/27

14-15 Season Highs

<b>Pts</b> .....	24, 2x, last vs. Ole Miss, 1/30/14
<b>Rebs</b> .....	17 vs. Kentucky, 1/9/14
<b>Blks</b> .....	5, 3x, last vs. Alabama, 1/29/15
<b>Stls</b> .....	3, 2x, last at Florida, 1/19/15
<b>Assts</b> .....	3 vs. Texas A&M, 1/26/15
<b>Min</b> .....	28 vs. Vanderbilt, 1/5/14
<b>FG</b> .....	11 vs. Vanderbilt, 1/5/14
<b>FT</b> .....	8, 2x, last vs. Georgia, 2/27/14

SEC Career Highs

<b>Pts</b> .....	22 vs. North Carolina, 3/30/14
<b>Rebs</b> .....	16 vs. CS Northridge, 3/23/14
<b>Blks</b> .....	4, 2x, last vs. North Carolina, 3/30/14
<b>Stls</b> .....	1, 2x, last vs. North Carolina, 3/27/15
<b>Assts</b> .....	3 vs. Savannah St., 3/20/15
<b>Min</b> .....	29 vs. North Carolina, 3/30/14
<b>FG</b> .....	9 vs. North Carolina, 3/30/14
<b>FT</b> .....	10 vs. North Carolina, 3/27/15

NCAA Highs

## Career NCAA Tournament Game-by-Game

Date	Opponent	GS	MIN	FG-A	3FG-A	FT-A	Reb	PF	A	TO	B	S	TP
3/23/14	CS Northridge	24	4-8	0-0	5-13	16	3	0	0	4	0	13	
3/25/14	Oregon St.	19	1-6	0-0	7-8	11	4	1	3	1	1	9	
3/30/14	#12/13 N. Carolina	29	9-15	0-0	4-4	11	4	0	2	4	0	22	
3/20/15	Savannah St.	21	5-5	0-0	2-3	4	2	3	0	2	0	12	
3/22/15	Syracuse	14	5-8	0-0	4-5	7	3	0	3	1	0	14	
3/27/15	#15/12 N. Carolina	27	4-10	0-0	10-10	10	2	0	2	1	0	18	
3/29/15	#7/7 Florida St.	27	6-6	0-0	2-5	3	2	1	0	2	1	14	
<b>Totals</b>		<b>0</b>	<b>161</b>	<b>34-58</b>	<b>0-0</b>	<b>34-48</b>	<b>62</b>	<b>20</b>	<b>5</b>	<b>10</b>	<b>15</b>	<b>2</b>	<b>102</b>
			<b>23.0</b>	<b>.586</b>	<b>—</b>	<b>.708</b>	<b>8.9</b>	<b>0.7</b>					<b>14.6</b>

- Grabbed pair of rebounds during game-changing 5-0 run midway through 2nd half vs. #10/11 Kentucky (Jan. 11)
- Scored eight points in a 13-2 first-half run that broke open the game at Alabama (Jan. 8)
- Reeled in season-high 14 rebounds in SEC opener against Auburn (Jan. 2) with seven in each half en route to seventh double-double of the season
- Posted third-straight double-double against Central Michigan (Dec. 20), including 12 points in the second half

## Career Stats at South Carolina

Year	GP	GS	Min	Avg	FG	FGA	Pct	3FG	FGA	Pct	FT	FTA	Pct	Off	Def	Tot	Avg	PF	FO	A	TO	Blk	Stl	Pts	Avg
2013-14	34	1	668	19.6	148	242	.612	0	0	—	121	185	.654	82	203	285	8.4	83	1	11	57	73	17	417	12.3
2014-15	35	5	732	20.9	135	242	.558	0	0	—	117	163	.718	98	178	276	7.9	60	0	28	48	51	19	387	11.1
<b>Career Totals</b>	<b>68</b>	<b>6</b>	<b>1400</b>	<b>20.3</b>	<b>283</b>	<b>484</b>	<b>.585</b>	<b>0</b>	<b>0</b>	<b>—</b>	<b>238</b>	<b>348</b>	<b>.684</b>	<b>180</b>	<b>381</b>	<b>561</b>	<b>8.1</b>	<b>143</b>	<b>1</b>	<b>39</b>	<b>105</b>	<b>124</b>	<b>36</b>	<b>804</b>	<b>11.7</b>

# ALAINA COATES (CONTINUED)

- After just six minutes of first-half play at Hampton (Dec. 17), posted 12 points and nine rebounds to hold off Lady Pirates in the second half en route to second-straight double-double
- Grabbed six of her team-high 10 rebounds at #9/8 Duke (Dec. 7) in the second half, including two defensive in the critical final two minutes of the comeback win
- Responded to coming off the bench against Charlotte (Dec. 4) with a double-double and a career-high three assists in 23 minutes
- Shook off slow start vs. Clemson (Nov. 20) to finish with 12 points and 10 rebounds – eight points and seven rebounds of which came in second half
- Drew start in season opener vs. Southern Cal (Nov. 15) and delivered a double-double, scoring six unanswered points late in first half to help Gamecocks take lead into halftime



## 2014-15 South Carolina Basketball #3/4 South Carolina Individual Game-by-Game (as of Mar 29, 2015) All games

### #41 COATES, Alaina

Opponent	Date	gs	min	Total		3-Pointers		Free throws		Rebounds				pf	a	t/o	blk	stl	pts	avg	
				fg-fga	pct	3fg-fga	pct	ft-fa	pct	off	def	tot	avg								
SOUTHERN CAL	11/15/14	*	30	6-8	.750	0-0	.000	6-6	1.000	4	9	13	13.0	1	0	1	2	0	18	18.0	
CLEMSON	11/20/14	*	20	4-10	.400	0-0	.000	4-7	.571	4	6	10	11.5	0	2	0	2	0	12	15.0	
SAN DIEGO STATE	11/23/14		18	5-8	.625	0-0	.000	0-1	.000	2	3	5	9.3	1	0	1	0	0	10	13.3	
vs Wisconsin	11/27/14	*	17	3-7	.429	0-0	.000	1-4	.250	4	5	9	9.3	0	0	0	1	0	7	11.8	
vs #22/22 Syracuse	11/28/14	*	13	0-0	.000	0-0	.000	0-0	.000	0	1	1	7.6	2	0	0	0	0	0	9.4	
NC CENTRAL	12/01/14	*	21	4-7	.571	0-0	.000	1-2	.500	0	5	5	7.2	2	1	1	2	0	9	9.3	
CHARLOTTE	12/04/14		23	4-7	.571	0-0	.000	7-10	.700	5	8	13	8.0	0	3	1	2	0	15	10.1	
at #9/8 Duke	12/07/14		22	2-6	.333	0-0	.000	3-5	.600	3	7	10	8.3	1	0	1	1	2	7	9.8	
SAVANNAH STATE	12/14/14		17	7-8	.875	0-0	.000	6-9	.667	3	7	10	8.4	0	1	2	1	0	20	10.9	
at Hampton	12/17/14		21	4-9	.444	0-0	.000	4-6	.667	3	10	13	8.9	2	0	4	3	0	12	11.0	
vs Central Michigan	12/20/14		21	7-10	.700	0-0	.000	2-4	.500	3	7	10	9.0	1	2	1	2	1	16	11.5	
vs Liberty	12/21/14		24	2-10	.200	0-0	.000	7-8	.875	4	2	6	8.8	2	2	1	1	1	11	11.4	
AUBURN	01/02/15		20	3-4	.750	0-0	.000	5-9	.556	5	9	14	9.2	1	0	0	1	1	11	11.4	
at LSU	01/04/15		14	2-2	1.000	0-0	.000	3-4	.750	1	3	4	8.8	2	0	3	2	0	7	11.1	
at Alabama	01/08/15		21	7-8	.875	0-0	.000	6-6	1.000	2	1	3	8.4	1	1	0	3	0	20	11.7	
#10/11 KENTUCKY	01/11/15		21	1-5	.200	0-0	.000	1-2	.500	3	3	6	8.3	2	0	1	2	1	3	11.1	
at Mizzou	01/15/15		22	4-7	.571	0-0	.000	7-8	.875	4	3	7	8.2	4	0	2	0	0	15	11.4	
at Florida	01/19/15		21	3-5	.600	0-0	.000	0-1	.000	2	11	13	8.4	1	1	3	2	3	6	11.1	
#12/10 TEXAS A&M	01/26/15		23	3-8	.375	0-0	.000	6-8	.750	5	6	11	8.6	3	3	0	1	1	12	11.1	
ALABAMA	01/29/15		25	5-7	.714	0-0	.000	4-5	.800	1	9	10	8.7	2	1	3	5	1	14	11.3	
at Ole Miss	02/01/15		24	2-5	.400	0-0	.000	6-7	.857	5	5	10	8.7	2	1	2	2	1	10	11.2	
at #2/2 Connecticut	02/09/15		19	3-6	.500	0-0	.000	0-0	.000	2	1	3	8.5	3	1	1	1	0	6	11.0	
LSU	02/12/15		19	1-7	.143	0-0	.000	4-4	1.000	2	6	8	8.4	2	1	4	2	0	6	10.7	
VANDERBILT	02/15/15		17	6-9	.667	0-0	.000	2-3	.667	2	1	3	8.2	4	1	1	1	0	14	10.9	
at Arkansas	02/19/15		27	5-8	.625	0-0	.000	4-5	.800	3	8	11	8.3	3	0	3	1	0	14	11.0	
#6/6 TENNESSEE	02/23/15		22	3-6	.500	0-0	.000	1-2	.500	3	3	6	8.2	4	1	2	1	1	7	10.8	
#11/13 MISS. STATE	02/26/15		21	3-6	.500	0-0	.000	4-7	.571	3	4	7	8.2	0	1	0	1	2	10	10.8	
at #13/15 Kentucky	03/01/15		18	1-7	.143	0-0	.000	4-6	.667	5	2	7	8.1	2	0	1	1	1	6	10.6	
vs Arkansas	03/06/15		17	5-10	.500	0-0	.000	1-1	1.000	4	4	8	8.1	1	0	1	2	1	11	10.7	
vs LSU	03/07/15		26	8-11	.727	0-0	.000	0-0	.000	3	5	8	8.1	1	0	1	0	0	16	10.8	
vs #5/5 Tennessee	03/08/15		19	2-2	1.000	0-0	.000	0-0	.000	2	6	8	8.1	1	1	2	0	1	4	10.6	
SAVANNAH STATE	3/20/15		21	5-5	1.000	0-0	.000	2-3	.667	0	4	4	8.0	2	3	0	2	0	12	10.7	
SYRACUSE	3/22/15		14	5-8	.625	0-0	.000	4-5	.800	2	5	7	8.0	3	0	3	1	0	14	10.8	
vs #15/12 North Carolina	03/27/15		27	4-10	.400	0-0	.000	10-10	1.000	2	8	10	8.0	2	0	2	1	0	18	11.0	
vs #7/7 Florida State	03/29/15		27	6-6	1.000	0-0	.000	2-5	.400	2	1	3	7.9	2	1	0	2	1	14	11.1	
Totals			5	732	135-242	.558	0-0	.000	117-163	.718	98	178	276	7.9	60	28	48	51	19	387	11.1

Games played: 35  
Minutes/game: 20.9  
Points/game: 11.1  
FG Pct: 55.8  
FT Pct: 71.8

Rebounds/game: 7.9  
Assists/game: 0.8  
Turnovers/game: 1.4  
Assist/turnover ratio: 0.6  
Steals/game: 0.5  
Blocks/game: 1.5



# BIANCA CUEVAS

5-6 • Freshman • Guard • Bronx, N.Y. • Nazareth Regional



### Career Highlights

No. 35 recruit in 2014 class (espnW) | 2014 New York AA co-Player of the Year  
 2014 High School All-America (McDonald's)

- Played in every game this season
- Averaging 7.8 points on 52.4 percent shooting in NCAA Tournament action
- Averaged 6.8 points in SEC play, besting her regular-season non-conference average of 4.5
- Has scored in double figures eight times, including one 20-point game
- Has been the team's top scorer twice - at Ole Miss, at Georgia
- Has led team in assists seven times – San Diego State, vs. Central Michigan, at Florida, Alabama, Vanderbilt, vs. Arkansas, Savannah St.
- Posted all nine of her points during seven minutes of first-half action against #7/7 Florida State (Mar. 29), repeatedly knifing through the lane to help team reduce a nine-point deficit in the last 8:00 of the period
- Scored 10 of her 12 points against Syracuse (Mar. 22) in the second half
- Tied her career high with five assists against Savannah State (Mar. 20)
- Averaged 2.7 assists in SEC Tournament, up from her 1.8 season average, including seven in just 21 minutes combined in the first two games (Arkansas, LSU)
- Countered tough shooting day against Vanderbilt (Feb. 15) by tying career high with five assists and swiping three steals
- Paced offense for second-straight game with 16 points at #22/21 Georgia (Feb. 5) with nine of those coming during 14-2 run the broke open 7-7 game
- Scored the last six points of the first half at Ole Miss (Feb. 1) in just one minute en route to 21 points, nearly double her previous career high points
- Handed out four of her career-high tying five assists against Alabama (Jan. 29) in the first half, her highest total in SEC action
- Scored seven of her 11 points at Florida (Jan. 19) during a 14-4 second-half run
- Added three free throws to the late-game effort in win at Missouri (Jan. 15)
- Scored six of her 10 points against Auburn (Jan. 2) during 14-4 first-half run and added three during second-half rally after Tigers got within eight points with 12 minutes to play
- Dished out three of her fours assists in just 10 minutes of first-half action against Central Michigan (Dec. 20)
- Scored eight of her 12 points at Hampton (Dec. 17) in the second half, including a pair of 3s during key run late in the game
- Swiped four steals against Savannah State (Dec. 14), including three in a two-minute span midway through the first half to help Gamecocks build an insurmountable lead
- Handed out five assists against NC Central (Dec. 1), her second time this season
- Posted 11 points against San Diego State (Nov. 23) while leading team with five assists and four steals as well
- Strong outing against Clemson (Nov. 20) with no turnovers and a pair of 3s
- Came off the bench to play five minutes against Southern Cal (Nov. 15)

	Season	Career
20+ Points	1	1
10+ Points	8	8
5+ Assists	5	5
5+ Steals	0	0
Tm-High Pts.	2	2
Tm-High Assts.	7	7

Miscellaneous

Pts	.....21 at Ole Miss, 2/1/15
Rebs	..... 4, 3x, last at Georgia, 2/5/15
Stls	.....4, 2x, last vs. Savannah St., 12/14/14
Assts	.....5, 5x, last vs. Savannah St., 3/20/15
Blks	.....2 vs. NC Central, 12/1/14
Min	.....24 at Ole Miss, 2/1/15
FG	..... 7 at Georgia, 2/5/15
3FG	..... 2, 4x, last at Georgia, 2/5/15
FT	.....9 at Ole Miss, 2/1/15

Career Highs

Pts	.....21 at Ole Miss, 2/1/15
Rebs	..... 4, 3x, last at Georgia, 2/5/15
Blks	..... 1, 2x, last at Kentucky, 3/1/15
Stls	..... 3 vs. Vanderbilt, 2/15/15
Assts	..... 5, 2x, last vs. Vanderbilt, 2/15/15
Min	.....24 at Ole Miss, 2/1/15
FG	..... 7 at Georgia, 2/5/15
3FG	..... 2, 2x, last at Georgia, 2/5/15
FT	.....9 at Ole Miss, 2/1/15

SEC Career Highs

Pts	..... 12 vs. Syracuse, 3/22/15
Rebs	.....1, 2x, last vs. North Carolina, 3/27/15
Blks	..... 1 vs. Syracuse, 3/22/15
Stls	.....2 vs. Savannah St., 3/20/15
Assts	..... 5 vs. Savannah St., 3/20/15
Min	.....23 vs. Savannah St., 3/20/15
FG	..... 4 vs. Florida St., 3/29/15
3FG	..... 1 vs. Syracuse, 3/22/15
FT	..... 5 vs. Syracuse, 3/22/15

NCAA Highs

### Career NCAA Tournament Game-by-Game

Date	Opponent	GS	MIN	FG-A	3FG-A	FT-A	Reb	PF	A	TO	B	S	TP
3/20/15	Savannah St.		23	3-6	0-2	2-4	0	1	5	3	0	2	8
3/22/15	Syracuse		20	3-7	1-3	5-5	1	2	0	5	1	1	12
3/27/15	#15/12 N. Carolina		5	1-2	0-1	0-0	1	0	0	1	0	0	2
3/29/15	#7/7 Florida St.		9	4-6	0-1	1-2	0	0	0	0	0	0	9
<b>Totals</b>		<b>0</b>	<b>57</b>	<b>11-21</b>	<b>1-7</b>	<b>8-11</b>	<b>2</b>	<b>3</b>	<b>5</b>	<b>9</b>	<b>1</b>	<b>3</b>	<b>31</b>
			<b>14.3</b>	<b>.524</b>	<b>.143</b>	<b>.727</b>	<b>0.5</b>	<b>1.3</b>					<b>7.8</b>

### Career Stats at South Carolina

Year	GP	GS	Min	Avg	FG	FGA	Pct	3FG	FGA	Pct	FT	FTA	Pct	Off	Def	Tot	Avg	PF	FO	A	TO	Blk	Stl	Pts	Avg
2014-15	36	0	517	14.4	73	192	.380	16	71	.225	43	56	.768	13	34	47	1.3	44	1	61	57	5	41	205	5.7





**2014-15 South Carolina Basketball**  
**#3/4 South Carolina Individual Game-by-Game (as of Mar 29, 2015)**  
**All games**



**#01 CUEVAS, Bianca**

Opponent	Date	gs	min	Total		3-Pointers		Free throws		Rebounds				pf	a	t/o	blk	stl	pts	avg
				fg-fga	pct	3fg-fga	pct	ft-fa	pct	off	def	tot	avg							
SOUTHERN CAL	11/15/14		5	0-3	.000	0-2	.000	0-1	.000	0	1	1	1.0	2	0	1	0	1	0	0.0
CLEMSON	11/20/14		17	4-10	.400	2-6	.333	0-0	.000	1	2	3	2.0	0	2	0	0	2	10	5.0
SAN DIEGO STATE	11/23/14		17	4-6	.667	1-3	.333	2-2	1.000	0	3	3	2.3	1	5	1	0	4	11	7.0
vs Wisconsin	11/27/14		14	1-5	.200	0-2	.000	0-0	.000	1	0	1	2.0	2	1	0	0	0	2	5.8
vs #22/22 Syracuse	11/28/14		9	0-4	.000	0-3	.000	0-0	.000	0	0	0	1.6	3	0	0	0	0	0	4.6
NC CENTRAL	12/01/14		20	1-4	.250	1-4	.250	1-2	.500	0	1	1	1.5	1	5	1	2	3	4	4.5
CHARLOTTE	12/04/14		6	0-2	.000	0-0	.000	0-0	.000	0	1	1	1.4	1	1	1	0	0	0	3.9
at #9/8 Duke	12/07/14		3	0-0	.000	0-0	.000	0-0	.000	0	0	0	1.3	0	0	2	0	1	0	3.4
SAVANNAH STATE	12/14/14		18	4-7	.571	0-1	.000	1-1	1.000	0	1	1	1.2	3	0	3	0	4	9	4.0
at Hampton	12/17/14		19	5-6	.833	2-3	.667	0-0	.000	0	1	1	1.2	1	1	2	0	1	12	4.8
vs Central Michigan	12/20/14		18	1-7	.143	0-4	.000	0-0	.000	1	0	1	1.2	0	4	1	0	2	2	4.5
vs Liberty	12/21/14		17	2-4	.500	1-2	.500	1-2	.500	0	1	1	1.2	1	3	1	0	1	6	4.7
AUBURN	01/02/15		20	4-8	.500	0-2	.000	2-3	.667	0	0	0	1.1	2	1	2	1	1	10	5.1
at LSU	01/04/15		18	2-8	.250	1-4	.250	3-3	1.000	0	1	1	1.1	2	2	2	0	2	8	5.3
at Alabama	01/08/15		15	1-5	.200	1-4	.250	4-4	1.000	1	2	3	1.2	0	3	0	0	0	7	5.4
#10/11 KENTUCKY	01/11/15		5	1-3	.333	0-0	.000	0-0	.000	0	0	0	1.1	1	0	1	0	0	2	5.2
at Mizzou	01/15/15		15	1-5	.200	0-0	.000	3-4	.750	1	1	2	1.2	2	1	1	0	1	5	5.2
at Florida	01/19/15		19	4-8	.500	1-3	.333	2-2	1.000	0	2	2	1.2	1	4	1	0	0	11	5.5
#12/10 TEXAS A&M	01/26/15		16	2-5	.400	0-0	.000	0-0	.000	0	2	2	1.3	1	1	3	0	1	4	5.4
ALABAMA	01/29/15		22	3-6	.500	0-2	.000	0-0	.000	3	1	4	1.4	1	5	5	0	2	6	5.5
at Ole Miss	02/01/15		24	5-8	.625	2-4	.500	9-11	.818	1	3	4	1.5	4	0	2	0	1	21	6.2
at #22/21 Georgia	02/05/15		20	7-14	.500	2-4	.500	0-1	.000	1	3	4	1.6	0	2	2	0	2	16	6.6
at #2/2 Connecticut	02/09/15		22	1-6	.167	0-1	.000	0-0	.000	0	0	0	1.6	3	1	1	0	0	2	6.4
LSU	02/12/15		21	4-8	.500	0-1	.000	0-1	.000	0	2	2	1.6	0	0	4	0	2	8	6.5
VANDERBILT	02/15/15		21	0-5	.000	0-1	.000	4-4	1.000	2	1	3	1.6	0	5	3	0	3	4	6.4
at Arkansas	02/19/15		2	0-1	.000	0-0	.000	0-0	.000	0	0	0	1.6	2	0	0	0	0	0	6.2
#6/6 TENNESSEE	02/23/15		12	0-6	.000	0-0	.000	0-0	.000	0	1	1	1.6	0	1	1	0	1	0	5.9
#11/13 MISS. STATE	02/26/15		10	1-4	.250	0-1	.000	0-0	.000	0	1	1	1.5	0	0	3	0	1	2	5.8
at #13/15 Kentucky	03/01/15		9	1-4	.250	1-3	.333	1-2	.500	1	1	2	1.6	5	0	1	1	1	4	5.7
vs Arkansas	03/06/15		12	1-5	.200	0-2	.000	2-2	1.000	0	0	0	1.5	1	4	1	0	1	4	5.7
vs LSU	03/07/15		9	2-3	.667	0-1	.000	0-0	.000	0	0	0	1.5	0	3	0	0	0	4	5.6
vs #5/5 Tennessee	03/08/15		5	0-1	.000	0-1	.000	0-0	.000	0	0	0	1.4	1	1	2	0	0	0	5.4
SAVANNAH STATE	3/20/15		23	3-6	.500	0-2	.000	2-4	.500	0	0	0	1.4	1	5	3	0	2	8	5.5
SYRACUSE	3/22/15		20	3-7	.429	1-3	.333	5-5	1.000	0	1	1	1.4	2	0	5	1	1	12	5.7
vs #15/12 North Carolina	03/27/15		5	1-2	.500	0-1	.000	0-0	.000	0	1	1	1.3	0	0	1	0	0	2	5.6
vs #7/7 Florida State	03/29/15		9	4-6	.667	0-1	.000	1-2	.500	0	0	0	1.3	0	0	0	0	0	9	5.7
Totals		0	517	73-192	.380	16-71	.225	43-56	.768	13	34	47	1.3	44	61	57	5	41	205	5.7

Games played: 36  
Minutes/game: 14.4  
Points/game: 5.7  
FG Pct: 38.0  
3FG Pct: 22.5  
FT Pct: 76.8

Rebounds/game: 1.3  
Assists/game: 1.7  
Turnovers/game: 1.6  
Assist/turnover ratio: 1.1  
Steals/game: 1.1  
Blocks/game: 0.1



# TIFFANY DAVIS

5-7 • Sophomore • Guard • Houston, Texas • Westbury Christian

# #15

- Has played in 16 games this season, missing four with injuries
- Played in both NCAA Tournament games in Columbia, adding 1.5 points and 1.5 rebounds per game
- Hit a 3-pointer late against Syracuse (Mar. 22)
- Scored a season-high four points in just four minutes at Alabama (Jan. 8), hitting a 3 for the second time in as many games
- Draining a 3 from the top of the key as the shot clock was winding down to help hold off Lady Tigers' rally late in first half at LSU (Jan. 4)
- Tied season high with three points, all on free throws, against Savannah State (Dec. 14)
- Made her season debut against Clemson (Nov. 20), hitting a second-half 3 and handing out a pair of assists in just eight minutes.

	Season	Career	Miscellaneous
10+ Points	0	1	
5+ Assists	0	0	
5+ Steals	0	1	
Tm-High Pts.	0	0	
Tm-High Assts.	0	0	

Career Highs	
Pts	11 vs. Ole Miss, 1/30/14
Rebs	6 at Arkansas, 1/2/14
Blks	1 vs. Charleston Southern, 11/8/13
Stls	5 vs. Elon, 11/9/12
Assts	3, 4x, last vs. SC State, 12/22/13
Min	30 at Arkansas, 1/2/14
FG	3 vs. Savannah State, 12/28/13
3FG	2, 3x, last vs. Ole Miss, 1/30/14
FT	5 vs. Ole Miss, 1/30/14

14-15 Season Highs	
Pts	4 at Alabama, 1/8
Rebs	3, 2x, last vs. Savannah St., 3/20
Blks	
Stls	
Assts	2, 2x, last at LSU, 1/4
Min	11 at LSU, 1/4
FG	1, 6x, last vs. Syracuse, 3/22
3FG	1, 5x, last vs. Syracuse, 3/22
FT	3 vs. Savannah St., 12/14

SEC Career Highs	
Pts	11 vs. Ole Miss, 1/30/14
Rebs	6 at Arkansas, 1/2/14
Blks	2 vs. Ole Miss, 1/30/14
Stls	
Assts	2, 4x, last at LSU, 1/4/15
Min	30 at Arkansas, 1/2/14
FG	2, 2x, last at Miss. St., 2/6/14
3FG	2 vs. Ole Miss, 1/30/14
FT	5 vs. Ole Miss, 1/30/14

NCAA Highs	
Pts	3, 2x, last vs. Syracuse, 3/22/15
Rebs	3, 2x, last vs. Savannah St., 3/20/15
Blks	
Stls	
Assts	1 vs. Oregon St., 3/25/14
Min	16 vs. North Carolina, 3/30/14
FG	1, 2x, last vs. Syracuse, 3/22/15
3FG	1, 2x, last vs. Syracuse, 3/22/15
FT	

### Career NCAA Tournament Game-by-Game

Date	Opponent	GS	MIN	FG-A	3FG-A	FTA	Reb	PF	A	TO	B	S	TP
3/23/14	CS Northridge	4	0-0	0-0	0-0	3	1	0	0	0	0	0	0
3/25/14	Oregon St.	4	0-1	0-1	0-0	1	1	1	0	0	0	0	0
3/30/14	#12/13 N. Carolina	16	1-2	1-2	0-0	1	1	0	1	0	0	0	3
3/20/15	Savannah St.	5	0-2	0-1	0-0	3	0	0	0	0	0	0	0
3/22/15	Syracuse	2	1-1	1-1	0-0	0	0	0	0	0	0	0	3
3/27/15	#15/12 N. Carolina	0	0-0	0-0	0-0	0	0	0	0	0	0	0	0
3/29/15	#7/7 Florida St.	0	0-0	0-0	0-0	0	0	0	0	0	0	0	0
<b>Totals</b>		<b>0</b>	<b>31</b>	<b>2-6</b>	<b>2-5</b>	<b>0-0</b>	<b>8</b>	<b>3</b>	<b>1</b>	<b>1</b>	<b>0</b>	<b>0</b>	<b>6</b>
			<b>6.2</b>	<b>.333</b>	<b>.400</b>	<b>—</b>	<b>1.6</b>	<b>0.2</b>					<b>1.2</b>

### Career Stats at South Carolina

Year	GP	GS	Min	Avg	FG	FGA	Pct	3FG	FGA	Pct	FT	FTA	Pct	Off	Def	Tot	Avg	PF	FO	A	TO	Blk	Stl	Pts	Avg
2012-13	3	0	40	13.3	4	8	.500	1	4	.250	3	4	.750	1	3	4	1.3	2	0	4	2	0	5	12	4.0
2013-14	32	7	356	11.1	23	59	.390	12	30	.400	19	26	.731	5	27	32	1.0	29	0	29	40	1	4	77	2.4
2014-15	16	0	84	5.3	6	16	.375	5	13	.385	6	9	.667	5	13	18	1.1	5	0	7	9	0	0	23	1.4
<b>Career Totals</b>	<b>51</b>	<b>7</b>	<b>480</b>	<b>9.4</b>	<b>33</b>	<b>83</b>	<b>.398</b>	<b>18</b>	<b>47</b>	<b>.383</b>	<b>28</b>	<b>39</b>	<b>.718</b>	<b>11</b>	<b>43</b>	<b>54</b>	<b>1.0</b>	<b>36</b>	<b>0</b>	<b>40</b>	<b>51</b>	<b>1</b>	<b>9</b>	<b>112</b>	<b>2.2</b>



**2014-15 South Carolina Basketball**  
**#3/4 South Carolina Individual Game-by-Game (as of Mar 29, 2015)**  
**All games**



**#15 DAVIS, Tiffany**

Opponent	Date	gs	min	Total		3-Pointers		Free throws		Rebounds				pf	a	t/o	blk	stl	pts	avg	
				fg-fga	pct	3fg-fga	pct	ft-fa	pct	off	def	tot	avg								
CLEMSON	11/20/14		8	1-2	.500	1-2	.500	0-0	.000	0	1	1	1.0	0	2	0	0	0	3	3.0	
SAN DIEGO STATE	11/23/14		8	0-3	.000	0-2	.000	0-1	.000	2	0	2	1.5	0	1	2	0	0	0	1.5	
vs Wisconsin	11/27/14		6	1-2	.500	0-1	.000	0-0	.000	0	0	0	1.0	2	0	1	0	0	2	1.7	
NC CENTRAL	12/01/14		6	0-1	.000	0-1	.000	0-0	.000	0	1	1	1.0	0	1	0	0	0	0	1.3	
SAVANNAH STATE	12/14/14		10	0-0	.000	0-0	.000	3-4	.750	0	1	1	1.0	1	1	0	0	0	3	1.6	
at Hampton	12/17/14		3	0-0	.000	0-0	.000	0-0	.000	0	1	1	1.0	0	0	2	0	0	0	1.3	
vs Central Michigan	12/20/14		4	0-0	.000	0-0	.000	0-0	.000	0	0	0	0.9	0	0	0	0	0	0	1.1	
vs Liberty	12/21/14		5	0-0	.000	0-0	.000	0-0	.000	1	0	1	0.9	0	0	0	0	0	0	1.0	
AUBURN	01/02/15		1	0-0	.000	0-0	.000	0-0	.000	0	0	0	0.8	0	0	0	0	0	0	0.9	
at LSU	01/04/15		11	1-1	1.000	1-1	1.000	0-0	.000	0	3	3	1.0	1	2	3	0	0	3	1.1	
at Alabama	01/08/15		4	1-1	1.000	1-1	1.000	1-2	.500	1	0	1	1.0	0	0	0	0	0	4	1.4	
#10/11 KENTUCKY	01/11/15		1	0-0	.000	0-0	.000	0-0	.000	0	0	0	0.9	0	0	0	0	0	0	1.3	
at Florida	01/19/15		6	1-2	.500	1-2	.500	0-0	.000	0	2	2	1.0	1	0	1	0	0	3	1.4	
#12/10 TEXAS A&M	01/26/15		4	0-1	.000	0-1	.000	2-2	1.000	0	2	2	1.1	0	0	0	0	0	2	1.4	
SAVANNAH STATE	3/20/15		5	0-2	.000	0-1	.000	0-0	.000	1	2	3	1.2	0	0	0	0	0	0	1.3	
SYRACUSE	3/22/15		2	1-1	1.000	1-1	1.000	0-0	.000	0	0	0	1.1	0	0	0	0	0	3	1.4	
<b>Totals</b>			<b>0</b>	<b>84</b>	<b>6-16</b>	<b>.375</b>	<b>5-13</b>	<b>.385</b>	<b>6-9</b>	<b>.667</b>	<b>5</b>	<b>13</b>	<b>18</b>	<b>1.1</b>	<b>5</b>	<b>7</b>	<b>9</b>	<b>0</b>	<b>0</b>	<b>23</b>	<b>1.4</b>

Games played: 16  
 Minutes/game: 5.3  
 Points/game: 1.4  
 FG Pct: 37.5  
 3FG Pct: 38.5  
 FT Pct: 66.7

Rebounds/game: 1.1  
 Assists/game: 0.4  
 Turnovers/game: 0.6  
 Assist/turnover ratio: 0.8



# ASIA DOZIER

6-0 • Junior • Guard/Forward • Columbia, S.C. • Spring Valley

# #31

- Voted team captain
- Has played in every game, joining the starting lineup against Charlotte (Dec. 4)
- Has led team in assists three times – vs. Wisconsin, vs. Liberty, Auburn
- Has led team in scoring one time – at Duke
- Has scored in double figures four times
- Scoring 6.5 points per game on 66.7 percent shooting, including 6-of-9 from 3-point range, and handing out 3.3 assists per game in NCAA Tournament
- Hit all four free throw attempts in the final 17 seconds to seal win over #7/7 Florida State in the NCAA regional final
- Set the tone early with three 3s in the first five minutes against Syracuse (Mar. 22) to force the Orange to stretch their defense outside the paint ... finished with career-high tying four 3-pointers
- Handed out a season-high tying four assists against Savannah State (Mar. 20)
- Drove the lane at the end of the shot clock then hit a tough runner in the lane on back-to-back possessions after #11/13 Mississippi State (Feb. 26) closed within three points midway through the first half, kicking off 12-2 run
- Scored five of team's first eight points in second half against #6/6 Tennessee (Feb. 23) then hit two free throws with :07 left to seal the victory
- Provided critical outside shooting to win at Arkansas (Feb. 19), hitting 3-of-4 from 3-point range
- Buried a clutch 3 from the top of the key after Missouri (Jan. 15) had pulled within two points in the second half
- Hit a 3 from the right corner midway through second half against Kentucky (Jan. 11) to allow Gamecocks to hold the lead
- Single-handedly held off the Crimson Tide for first four minutes at Alabama (Jan. 8), scoring eight of her SEC career-high 15 points to keep the game tied early ... best shooting game of the season, hitting 6-of-8 from the field, including 3-of-5 from 3-point range
- Tied for team-high honors with four assists against Auburn (Jan. 2), improving her career record as team's assist leader to 13-0, and hit early 3 to spark first-half offense
- Played solid all-around game against Liberty (Dec. 21), turning just 17 minutes on the floor into four rebounds, team-high four assists and three points
- Scored all of her team-high 11 points at #9/8 Duke (Dec. 7) in the second half of the comeback victory
- Made her first start of the season against Charlotte (Dec. 4) and struggled shooting the ball, but was solid defensively and handed out three assists
- Hit a 3 from the top of the arc to put the Gamecocks ahead of #22/22 Syracuse (Nov. 28) with under two minutes to play, her only points of the night
- Hit 3-of-5 from the field and handed out four assists in just 15 minutes against Wisconsin (Nov. 27)
- Dished out four assists in just 16 minutes against San Diego State (Nov. 23)
- Handed out four assists against Clemson in just 16 minutes (Nov. 20)

	Season	Career
<b>10+ Points</b>	4	13
<b>10+ Rebounds</b>	0	1
<b>5+ Assists</b>	0	8
<b>Tm-High Pts.</b>	1	2
<b>Tm-High Assts.</b>	3	13

Miscellaneous

<b>Pts</b> .....	16, 2x, last at San Diego St., 11/23/13
<b>Rebs</b> .....	10 vs. Elon, 11/9/12
<b>Blks</b> .....	3 at Kentucky, 3/1/15
<b>Stls</b> .....	2, 8x, last vs. LSU, 3/7/15
<b>Assts</b> .....	6, 2x, last vs. Georgia, 3/7/14
<b>Min</b> .....	40 at Arkansas, 1/2/14
<b>FG</b> .....	6, 2x, last at Alabama, 1/8/15
<b>3FG</b> .....	4, 2x, last vs. Syracuse, 3/22/15
<b>FT</b> .....	4, 3x, last vs. Florida St., 3/29/15

Career Highs

<b>Pts</b> .....	15 at Alabama, 1/8
<b>Rebs</b> .....	4, 3x, last at Georgia, 2/5
<b>Blks</b> .....	3 at Kentucky, 3/1
<b>Stls</b> .....	2, 3x, last vs. LSU, 3/7
<b>Assts</b> .....	4, 6x, last vs. Savannah St., 3/20
<b>Min</b> .....	30 at Missouri, 1/15
<b>FG</b> .....	6 at Alabama, 1/8
<b>3FG</b> .....	4 vs. Syracuse, 3/22
<b>FT</b> .....	4 vs. Florida St., 3/29

14-15 Season Highs

<b>Pts</b> .....	15 at Alabama, 1/8/15
<b>Rebs</b> .....	6, 2x, last vs. Florida, 2/23/14
<b>Blks</b> .....	3 at Kentucky, 3/1/15
<b>Stls</b> .....	2 at Alabama, 1/8/15
<b>Assts</b> .....	6, 2x, last vs. Georgia, 3/7/14
<b>Min</b> .....	40 at Arkansas, 1/2/14
<b>FG</b> .....	6 at Alabama, 1/8/15
<b>3FG</b> .....	3, 3x, last at Arkansas, 2/19/15
<b>FT</b> .....	2, 5x, last vs. Tennessee, 2/23/15

SEC Career Highs

<b>Pts</b> .....	12 vs. Syracuse, 3/22/15
<b>Rebs</b> .....	4 vs. CS Northridge, 3/23/14
<b>Stls</b> .....	2 vs. North Carolina, 3/27/15
<b>Assts</b> .....	4, 2x, last vs Savannah St., 3/20/15
<b>Min</b> .....	37 North Carolina, 3/30/14
<b>FG</b> .....	4 vs. Syracuse, 3/22/15
<b>3FG</b> .....	4 vs. Syracuse, 3/22/15
<b>FT</b> .....	4, 2x, last vs. Florida St., 3/29/15

NCAA Highs

## Career NCAA Tournament Game-by-Game

Date	Opponent	GS	MIN	FG-A	3FG-A	FT-A	Reb	PF	A	TO	B	S	TP
3/23/13	S. Dakota St.		20	1-4	1-2	2-2	0	1	1	3	0	1	5
3/25/13	Kansas		0	0-0	0-0	0-0	0	0	0	0	0	0	0
3/23/14	CS Northridge	*	22	1-4	0-3	1-2	4	3	3	2	0	1	3
3/25/14	Oregon St.	*	33	2-7	1-2	4-4	1	2	2	1	0	1	9
3/30/14	#12/13 N. Carolina	*	37	3-7	0-2	1-1	3	3	4	2	0	1	7
3/20/15	Savannah St.	*	16	3-5	1-2	0-0	0	1	4	1	0	0	7
3/22/15	Syracuse	*	22	4-5	4-5	0-0	1	0	3	0	0	12	
3/27/15	#15/12 N. Carolina	*	23	1-1	1-1	0-0	0	2	3	1	0	2	3
3/29/15	#7/7 Florida St.	*	21	0-1	0-1	4-4	3	1	3	1	1	0	4
<b>Totals</b>		<b>7</b>	<b>194</b>	<b>15-34</b>	<b>8-18</b>	<b>12-13</b>	<b>12</b>	<b>13</b>	<b>23</b>	<b>11</b>	<b>1</b>	<b>6</b>	<b>43</b>
			<b>24.3</b>	<b>.441</b>	<b>.444</b>	<b>.923</b>	<b>1.5</b>	<b>2.9</b>				<b>.750</b>	<b>7.2</b>

## Career Stats at South Carolina

Year	GP	GS	Min	Avg	FG	FGA	Pct	3FG	FGA	Pct	FT	FTA	Pct	Off	Def	Tot	Avg	PF	FO	A	TO	Blk	Stl	Pts	Avg
2012-13	31	0	398	12.8	28	134	.209	16	91	.176	11	24	.458	19	42	61	2.0	35	1	25	20	4	8	83	2.7
2013-14	34	32	911	26.8	72	211	.341	33	103	.320	28	44	.636	18	77	95	2.8	63	0	92	68	7	21	205	6.0
2014-15	36	29	604	16.8	55	132	.417	29	86	.337	10	13	.769	2	36	38	1.1	27	0	66	32	7	20	149	4.1
<b>Career Totals</b>	<b>101</b>	<b>61</b>	<b>1913</b>	<b>18.9</b>	<b>155</b>	<b>477</b>	<b>.325</b>	<b>78</b>	<b>280</b>	<b>.279</b>	<b>49</b>	<b>81</b>	<b>.605</b>	<b>39</b>	<b>155</b>	<b>194</b>	<b>1.9</b>	<b>125</b>	<b>1</b>	<b>183</b>	<b>120</b>	<b>18</b>	<b>49</b>	<b>437</b>	<b>4.3</b>



**2014-15 South Carolina Basketball**  
**#3/4 South Carolina Individual Game-by-Game (as of Mar 29, 2015)**  
**All games**



**#31 DOZIER, Asia**

Opponent	Date	gs	min	Total		3-Pointers		Free throws		Rebounds				pf	a	t/o	blk	stl	pts	avg	
				fg-fga	pct	3fg-fga	pct	ft-fa	pct	off	def	tot	avg								
SOUTHERN CAL	11/15/14		14	0-3	.000	0-2	.000	0-0	.000	0	0	0	0.0	0	1	2	0	0	0	0.0	
CLEMSON	11/20/14		16	1-2	.500	1-2	.500	0-0	.000	0	1	1	0.5	2	4	0	0	0	3	1.5	
SAN DIEGO STATE	11/23/14		16	2-3	.667	1-2	.500	0-1	.000	0	0	0	0.3	0	4	1	0	1	5	2.7	
vs Wisconsin	11/27/14		15	3-5	.600	1-2	.500	0-0	.000	0	0	0	0.3	0	4	1	0	0	7	3.8	
vs #22/22 Syracuse	11/28/14		7	1-1	1.000	1-1	1.000	0-0	.000	0	0	0	0.2	0	1	0	0	0	3	3.6	
NC CENTRAL	12/01/14		16	5-6	.833	3-4	.750	1-1	1.000	0	0	0	0.2	0	1	1	0	2	14	5.3	
CHARLOTTE	12/04/14	*	18	0-4	.000	0-3	.000	0-0	.000	0	0	0	0.1	0	3	1	0	1	0	4.6	
at #9/8 Duke	12/07/14	*	22	4-7	.571	2-5	.400	1-2	.500	0	0	0	0.1	1	0	2	0	1	11	5.4	
SAVANNAH STATE	12/14/14	*	15	0-2	.000	0-1	.000	0-0	.000	0	0	0	0.1	0	2	0	0	0	0	4.8	
at Hampton	12/17/14	*	17	1-5	.200	1-4	.250	0-0	.000	0	0	0	0.1	0	2	1	1	0	3	4.6	
vs Central Michigan	12/20/14	*	22	2-6	.333	0-2	.000	0-0	.000	0	1	1	0.2	0	3	1	0	1	4	4.5	
vs Liberty	12/21/14	*	17	1-2	.500	1-2	.500	0-0	.000	1	3	4	0.5	1	4	0	0	1	3	4.4	
AUBURN	01/02/15	*	16	2-6	.333	1-3	.333	0-0	.000	0	0	0	0.5	1	4	2	0	1	5	4.5	
at LSU	01/04/15	*	12	1-3	.333	1-3	.333	0-0	.000	0	0	0	0.4	1	1	1	0	0	3	4.4	
at Alabama	01/08/15	*	24	6-8	.750	3-5	.600	0-0	.000	0	2	2	0.5	2	2	1	0	2	15	5.1	
#10/11 KENTUCKY	01/11/15	*	16	2-7	.286	1-4	.250	0-0	.000	0	4	4	0.8	2	2	2	1	0	5	5.1	
at Mizzou	01/15/15	*	30	1-5	.200	1-4	.250	0-0	.000	0	3	3	0.9	2	0	1	0	0	3	4.9	
at Florida	01/19/15	*	14	1-2	.500	0-1	.000	0-0	.000	0	0	0	0.8	0	0	0	0	0	2	4.8	
#12/10 TEXAS A&M	01/26/15	*	10	0-1	.000	0-0	.000	0-0	.000	0	1	1	0.8	1	1	3	0	0	0	4.5	
ALABAMA	01/29/15	*	15	1-3	.333	1-3	.333	2-2	1.000	0	1	1	0.9	2	3	0	0	1	5	4.6	
at Ole Miss	02/01/15	*	11	0-1	.000	0-1	.000	0-0	.000	0	1	1	0.9	0	2	1	0	0	0	4.3	
at #22/21 Georgia	02/05/15	*	19	0-4	.000	0-4	.000	0-0	.000	0	4	4	1.0	0	0	1	1	0	0	4.1	
at #2/2 Connecticut	02/09/15	*	16	1-3	.333	0-0	.000	0-0	.000	0	1	1	1.0	1	1	0	0	1	2	4.0	
LSU	02/12/15	*	11	1-2	.500	0-1	.000	0-0	.000	0	0	0	1.0	0	1	0	0	1	2	4.0	
VANDERBILT	02/15/15	*	13	0-3	.000	0-3	.000	0-0	.000	0	0	0	0.9	1	1	0	0	0	0	3.8	
at Arkansas	02/19/15	*	12	3-4	.750	3-4	.750	0-0	.000	0	2	2	1.0	1	1	1	0	0	9	4.0	
#6/6 TENNESSEE	02/23/15	*	24	2-6	.333	1-4	.250	2-2	1.000	1	2	3	1.0	1	1	0	0	1	7	4.1	
#11/13 MISS. STATE	02/26/15		15	2-5	.400	0-3	.000	0-1	.000	0	1	1	1.0	0	1	2	0	1	4	4.1	
at #13/15 Kentucky	03/01/15	*	15	0-3	.000	0-1	.000	0-0	.000	0	2	2	1.1	0	0	2	3	0	0	4.0	
vs Arkansas	03/06/15	*	21	3-5	.600	0-1	.000	0-0	.000	0	2	2	1.1	1	1	1	0	0	6	4.0	
vs LSU	03/07/15	*	11	1-2	.500	0-1	.000	0-0	.000	0	0	0	1.1	2	1	1	0	2	2	4.0	
vs #5/5 Tennessee	03/08/15	*	22	0-1	.000	0-1	.000	0-0	.000	0	1	1	1.1	1	1	0	0	1	0	3.8	
SAVANNAH STATE	3/20/15	*	16	3-5	.600	1-2	.500	0-0	.000	0	0	0	1.0	1	4	1	0	0	7	3.9	
SYRACUSE	3/22/15	*	22	4-5	.800	4-5	.800	0-0	.000	0	1	1	1.0	0	3	0	0	0	12	4.2	
vs #15/12 North Carolina	03/27/15	*	23	1-1	1.000	1-1	1.000	0-0	.000	0	0	0	1.0	2	3	1	0	2	3	4.1	
vs #7/7 Florida State	03/29/15	*	21	0-1	.000	0-1	.000	4-4	1.000	0	3	3	1.1	1	3	1	1	0	4	4.1	
Totals			29	604	55-132	.417	29-86	.337	10-13	.769	2	36	38	1.1	27	66	32	7	20	149	4.1

Games played: 36  
Minutes/game: 16.8  
Points/game: 4.1  
FG Pct: 41.7  
3FG Pct: 33.7  
FT Pct: 76.9

Rebounds/game: 1.1  
Assists/game: 1.8  
Turnovers/game: 0.9  
Assist/turnover ratio: 2.1  
Steals/game: 0.6  
Blocks/game: 0.2



# KAYDRA DUCKETT

5-8 • Freshman • Guard • Columbia, S.C. • Dreher

# #3

### Career Highlights

No. 32 recruit in 2014 class (espnW) | 2014 3A South Carolina Player of the Year (SCBCA)  
 2014 HS All-America, honorable mention (WBCA)

- Has played in 20 games this season, including 10 SEC games
- Played in both NCAA Tournament games in Columbia
- Made her SEC debut at LSU (Jan. 4)
- Grabbed four rebounds in just seven minutes off the bench against Savannah State (Dec. 14)
- Scored first career points against NC Central (Dec. 1)
- Made her college debut against Clemson (Nov. 20), but was limited to three minutes with an ankle injury

	Season	Career	Miscellaneous
10+ Points	0	0	
5+ Assists	0	0	
5+ Steals	0	0	
Tm-High Pts.	0	0	
Tm-High Assts.	0	0	

	Career Highs
Pts	2, 2x, last vs. Sav. St., 12/14/14
Rebs	4 vs. Savannah St., 12/14/14
Blks	1, 2x, last vs. C. Michigan, 12/20/14
Stls	1, 4x, last vs. Savannah St., 3/20/15
Assts	1, 3x, last vs. Syracuse, 3/20/15
Min	7 vs. Savannah St., 12/14/14
FG	1 vs. NC Central, 12/1/14
3FG	
FT	2 vs. Savannah St., 12/14/14

	SEC Highs
Pts	
Rebs	1, 3x, last vs. Vanderbilt, 2/15/15
Blks	
Stls	
Assts	
Min	4, 3x, last at Georgia, 2/5/15
FG	
FT	

	NCAA Highs
Pts	
Rebs	1 vs. Savannah St., 3/20/15
Blks	
Stls	1 vs. Savannah St., 3/20/15
Assts	1 vs. Syracuse, 3/22/15
Min	3, 2x, last vs. Syracuse, 3/22/15
FG	
3FG	
FT	

### Career NCAA Tournament Game-by-Game

Date	Opponent	GS	MIN	FG-A	3FG-A	FT-A	Reb	PF	A	TO	B	S	TP
3/20/15	Savannah St.		3	0-2	0-0	0-0	1	0	0	0	0	1	0
3/22/15	Syracuse		3	0-0	0-0	0-0	0	0	1	0	0	0	0
3/27/15	#15/12 N. Carolina		0	0-0	0-0	0-0	0	0	0	0	0	0	0
3/29/15	#7/7 Florida St.		0	0-0	0-0	0-0	0	0	0	0	0	0	0
<b>Totals</b>		<b>0</b>	<b>6</b>	<b>0-2</b>	<b>0-0</b>	<b>0-0</b>	<b>1</b>	<b>0</b>	<b>1</b>	<b>0</b>	<b>0</b>	<b>1</b>	<b>0</b>
			<b>3.0</b>	<b>.000</b>	—	—	<b>0.5</b>	<b>0.5</b>					<b>0.0</b>

### Career Stats at South Carolina

Year	GP	GS	Min	Avg	FG	FGA	Pct	3FG	FGA	Pct	FT	FTA	Pct	Off	Def	Tot	Avg	PF	FO	A	TO	Blk	Stl	Pts	Avg
2014-15	20	0	52	2.6	1	13	.077	0	1	.000	2	4	.500	4	7	11	0.6	4	0	3	1	2	4	4	0.2



**2014-15 South Carolina Basketball**  
**#3/4 South Carolina Individual Game-by-Game (as of Mar 29, 2015)**  
**All games**



**#03 DUCKETT, Kaydra**

Opponent	Date	gs	min	Total		3-Pointers		Free throws		Rebounds				pf	a	t/o	blk	stl	pts	avg
				fg-fga	pct	3fg-fga	pct	ft-fa	pct	off	def	tot	avg							
CLEMSON	11/20/14		3	0-0	.000	0-0	.000	0-0	.000	0	0	0	0.0	0	1	0	0	0	0	0.0
vs Wisconsin	11/27/14		2	0-0	.000	0-0	.000	0-0	.000	0	0	0	0.0	0	0	0	0	0	0	0.0
NC CENTRAL	12/01/14		4	1-1	1.000	0-0	.000	0-0	.000	0	1	1	0.3	0	0	1	0	1	2	0.7
CHARLOTTE	12/04/14		1	0-0	.000	0-0	.000	0-0	.000	0	0	0	0.3	0	0	0	0	0	0	0.5
SAVANNAH STATE	12/14/14		7	0-3	.000	0-0	.000	2-2	1.000	2	2	4	1.0	1	1	0	1	0	2	0.8
vs Central Michigan	12/20/14		1	0-0	.000	0-0	.000	0-0	.000	0	1	1	1.0	0	0	0	1	0	0	0.7
vs Liberty	12/21/14		4	0-1	.000	0-0	.000	0-0	.000	0	0	0	0.9	1	0	0	0	1	0	0.6
at LSU	01/04/15		1	0-0	.000	0-0	.000	0-0	.000	0	0	0	0.8	0	0	0	0	0	0	0.5
at Alabama	01/08/15		4	0-0	.000	0-0	.000	0-0	.000	0	1	1	0.8	0	0	0	0	0	0	0.4
at Florida	01/19/15		4	0-1	.000	0-0	.000	0-0	.000	0	0	0	0.7	0	0	0	0	0	0	0.4
#12/10 TEXAS A&M	01/26/15		2	0-0	.000	0-0	.000	0-0	.000	0	0	0	0.6	1	0	0	0	0	0	0.4
ALABAMA	01/29/15		3	0-1	.000	0-1	.000	0-0	.000	0	0	0	0.6	0	0	0	0	0	0	0.3
at Ole Miss	02/01/15		0	0-0	.000	0-0	.000	0-0	.000	0	0	0	0.5	0	0	0	0	0	0	0.3
at #22/21 Georgia	02/05/15		4	0-1	.000	0-0	.000	0-2	.000	0	1	1	0.6	0	0	0	0	0	0	0.3
at #2/2 Connecticut	02/09/15		1	0-1	.000	0-0	.000	0-0	.000	1	0	1	0.6	1	0	0	0	1	0	0.3
VANDERBILT	02/15/15		3	0-2	.000	0-0	.000	0-0	.000	1	0	1	0.6	0	0	0	0	0	0	0.3
at #13/15 Kentucky	03/01/15		1	0-0	.000	0-0	.000	0-0	.000	0	0	0	0.6	0	0	0	0	0	0	0.2
vs #5/5 Tennessee	03/08/15		1	0-0	.000	0-0	.000	0-0	.000	0	0	0	0.6	0	0	0	0	0	0	0.2
SAVANNAH STATE	3/20/15		3	0-2	.000	0-0	.000	0-0	.000	0	1	1	0.6	0	0	0	0	1	0	0.2
SYRACUSE	3/22/15		3	0-0	.000	0-0	.000	0-0	.000	0	0	0	0.6	0	1	0	0	0	0	0.2
Totals			0	52	1-13	.077	0-1	.000	2-4	.500	4	7	11	0.6	4	3	1	2	4	0.2

Games played: 20  
 Minutes/game: 2.6  
 Points/game: 0.2  
 FG Pct: 7.7  
 3FG Pct: 0.0  
 FT Pct: 50.0

Rebounds/game: 0.6  
 Assists/game: 0.2  
 Turnovers/game: 0.1  
 Assist/turnover ratio: 3.0  
 Steals/game: 0.2  
 Blocks/game: 0.1



# INDIA FARMER

6-0 • Sophomore • Forward • N. Myrtle Beach, S.C. • N. Myrtle Beach



- Has played in 16 games this season, including five SEC games
- Played in both NCAA Tournament games in Columbia
- Added a pair of free throws to win at Florida (Jan. 19)
- Scored first point of the season with a free throw against San Diego State (Nov. 23)
- Made season debut vs. Clemson (Nov. 20)

	Season	Career
10+ Points	0	0
10+ Rebounds	0	0
5+ Blocks	0	0
Tm-High Pts.	0	0
Tm-High Rebs.	0	0

Miscellaneous

Pts	.....3, 2x, last vs. Alabama, 1/19/14
Rebs	..... 3 vs. NC Central, 12/2/13
Blks	..... 1 vs. Savannah State, 12/28/13
Stls	..... 1 at Florida, 1/19/15
Assts	.....
Min	..... 11 vs. NC Central, 12/2/13
FG	.....1, 2x, last vs. Alabama, 1/19/14
3FG	.....1, 2x, last vs. Alabama, 1/19/14
FT	..... 2 at Florida, 1/19/15

Career Highs

Pts	..... 2 at Florida, 1/19
Rebs	..... 2, 2x, last vs. Sav. St., 12/14
Blks	.....
Stls	..... 1 at Florida, 1/19
Assts	.....
Min	.....4, 5x, last at Florida, 1/19
FG	.....
3FG	.....
FT	..... 2 at Florida, 1/19

14-15 Season Highs

Pts	..... 3 vs. Alabama, 1/19/14
Rebs	..... 1, 4x, last at Alabama, 1/8/15
Blks	.....
Stls	..... 1 at Florida, 1/19/15
Assts	.....
Min	..... 4, 2x, last at Florida, 1/19/15
FG	..... 1 vs. Alabama, 1/19/14
3FG	.....
FT	..... 2 at Florida, 1/19

SEC Career Highs

Pts	.....
Rebs	..... 1 vs. Savannah St., 3/20/15
Blks	.....
Stls	.....
Assts	.....
Min	..... 1, 4x, last vs. Syracuse, 3/22/15
FG	.....
3FG	.....
FT	.....

NCAA Highs

## Career NCAA Tournament Game-by-Game

Date	Opponent	GS	MIN	FG-A	3FG-A	FT-A	Reb	PF	A	TO	B	S	TP
3/23/14	CS Northridge	1	0-0	0-0	0-0	0	0	0	0	0	0	0	0
3/25/14	Oregon St.	1	0-0	0-0	0-0	0	0	0	0	0	0	0	0
3/30/14	#12/13 N. Carolina	0	0-0	0-0	0-0	0	0	0	0	0	0	0	0
3/20/15	Savannah St.	1	0-1	0-0	0-0	1	0	0	0	0	0	0	0
3/22/15	Syracuse	1	0-0	0-0	0-0	0	0	0	0	0	0	0	0
3/27/15	#15/12 N. Carolina	0	0-0	0-0	0-0	0	0	0	0	0	0	0	0
3/29/15	#7/7 Florida St.	0	0-0	0-0	0-0	0	0	0	0	0	0	0	0
<b>Totals</b>		<b>0</b>	<b>4</b>	<b>0-1</b>	<b>0-0</b>	<b>0-0</b>	<b>1</b>	<b>0</b>	<b>0</b>	<b>0</b>	<b>0</b>	<b>0</b>	<b>0</b>
			<b>1.0</b>	<b>.000</b>	<b>—</b>	<b>—</b>	<b>0.2</b>	<b>0.0</b>					<b>0.0</b>

## Career Stats at South Carolina

Year	GP	GS	Min	Avg	FG	FGA	Pct	3FG	FGA	Pct	FT	FTA	Pct	Off	Def	Tot	Avg	PF	FO	A	TO	Blk	Stl	Pts	Avg
2013-14	18	0	48	2.7	2	7	.286	2	4	.500	0	0	—	2	4	6	0.3	4	0	0	1	1	0	6	0.3
2014-15	16	0	37	2.3	0	4	.000	0	2	.000	4	6	.667	5	3	8	0.5	1	0	0	1	0	1	4	0.3
<b>Career Totals</b>	<b>34</b>	<b>0</b>	<b>85</b>	<b>2.5</b>	<b>2</b>	<b>11</b>	<b>.182</b>	<b>2</b>	<b>6</b>	<b>.333</b>	<b>4</b>	<b>6</b>	<b>.667</b>	<b>7</b>	<b>7</b>	<b>14</b>	<b>0.4</b>	<b>5</b>	<b>0</b>	<b>0</b>	<b>2</b>	<b>1</b>	<b>1</b>	<b>10</b>	<b>0.3</b>





**2014-15 South Carolina Basketball**  
**#3/4 South Carolina Individual Game-by-Game (as of Mar 29, 2015)**  
**All games**



**#00 FARMER, India**

Opponent	Date	gs	min	Total		3-Pointers		Free throws		Rebounds				pf	a	t/o	blk	stl	pts	avg	
				fg-fga	pct	3fg-fga	pct	ft-fa	pct	off	def	tot	avg								
CLEMSON	11/20/14		4	0-0	.000	0-0	.000	0-0	.000	1	0	1	1.0	0	0	0	0	0	0	0.0	
SAN DIEGO STATE	11/23/14		3	0-0	.000	0-0	.000	1-2	.500	0	0	0	0.5	0	0	0	0	0	1	0.5	
vs Wisconsin	11/27/14		2	0-0	.000	0-0	.000	0-0	.000	0	0	0	0.3	0	0	0	0	0	0	0.3	
NC CENTRAL	12/01/14		2	0-0	.000	0-0	.000	0-0	.000	1	1	2	0.8	0	0	0	0	0	0	0.3	
CHARLOTTE	12/04/14		2	0-0	.000	0-0	.000	0-0	.000	0	0	0	0.6	0	0	1	0	0	0	0.2	
SAVANNAH STATE	12/14/14		4	0-2	.000	0-2	.000	1-2	.500	1	1	2	0.8	0	0	0	0	0	1	0.3	
vs Central Michigan	12/20/14		1	0-0	.000	0-0	.000	0-0	.000	0	0	0	0.7	0	0	0	0	0	0	0.3	
vs Liberty	12/21/14		4	0-0	.000	0-0	.000	0-0	.000	0	0	0	0.6	0	0	0	0	0	0	0.3	
AUBURN	01/02/15		2	0-0	.000	0-0	.000	0-0	.000	0	1	1	0.7	0	0	0	0	0	0	0.2	
at LSU	01/04/15		2	0-0	.000	0-0	.000	0-0	.000	0	0	0	0.6	0	0	0	0	0	0	0.2	
at Alabama	01/08/15		4	0-1	.000	0-0	.000	0-0	.000	1	0	1	0.6	1	0	0	0	0	0	0.2	
at Florida	01/19/15		4	0-0	.000	0-0	.000	2-2	1.000	0	0	0	0.6	0	0	0	0	1	2	0.3	
at Ole Miss	02/01/15		0	0-0	.000	0-0	.000	0-0	.000	0	0	0	0.5	0	0	0	0	0	0	0.3	
vs #5/5 Tennessee	03/08/15		1	0-0	.000	0-0	.000	0-0	.000	0	0	0	0.5	0	0	0	0	0	0	0.3	
SAVANNAH STATE	3/20/15		1	0-1	.000	0-0	.000	0-0	.000	1	0	1	0.5	0	0	0	0	0	0	0.3	
SYRACUSE	3/22/15		1	0-0	.000	0-0	.000	0-0	.000	0	0	0	0.5	0	0	0	0	0	0	0.3	
<b>Totals</b>			<b>0</b>	<b>37</b>	<b>0-4</b>	<b>.000</b>	<b>0-2</b>	<b>.000</b>	<b>4-6</b>	<b>.667</b>	<b>5</b>	<b>3</b>	<b>8</b>	<b>0.5</b>	<b>1</b>	<b>0</b>	<b>1</b>	<b>0</b>	<b>1</b>	<b>4</b>	<b>0.3</b>

Games played: 16  
 Minutes/game: 2.3  
 Points/game: 0.3  
 FG Pct: 0.0  
 3FG Pct: 0.0  
 FT Pct: 66.7

Rebounds/game: 0.5  
 Turnovers/game: 0.1  
 Steals/game: 0.1



# OLIVIA GAINES

5-7 • Senior • Guard • Chester, S.C. • Louisburg College (N.C.)

# #2

### Career Highlights

2013 WBCA JUCO Player of the Year | 2013 NJCAA All-America

- Has played in all but two contests this season, notching a pair of starts (San Diego State, Mississippi State)
- Averaging 3.8 points on 66.7 percent field goal shooting in NCAA Tournament action
- Hit a pair of jumpers in a 13-7 run that closed the first half against #7/7 Florida State (Mar. 29) in the NCAA regional final to cut a nine-point deficit to three at halftime
- Came up with huge contributions in final 90 seconds of NCAA Sweet 16 game against #15/12 North Carolina (Mar. 27), grabbing a defensive rebound, collecting her own missed free throw and hitting an off-balance, game-tying 3-pointer from the corner in a 23-second span that turned the game in the Gamecocks' favor
- Provided a huge boost in second-half comeback of the SEC Tournament semifinal win over LSU (Mar. 7), hitting a jumper right out of halftime, turning a steal into a layup to give Gamecocks their first lead of the game with 16:01 to play and handing out all four of her assists in 10 minutes of play in the final period
- Played great on Senior Night, getting the start to score a career-high nine points and locking down #11/13 Mississippi State's (Feb. 26) top scorer
- Had a perfect shooting night (2-2 FG, 2-2 FT) en route to SEC career-high six points against Alabama (Jan. 29)
- Tied her SEC career high with three assists at Alabama (Jan. 8)
- Saw a season-high 19 minutes at LSU (Jan. 4) dishing out all three of her assists in the first half while Sessions was out with foul trouble
- Was integral to 10-0 second-half run that stopped Auburn (Jan. 2) from coming back after pulling within eight with 12 minutes to play, scoring the first and last points of the spurt in addition to usual defensive pressure
- Matched her career high with three steals against Liberty (Dec. 21), all in the second half, while also handing out three assists in the final 20 minutes of action
- Picked up two steals in just one minute of high-pressure defense at #9/8 Duke (Dec. 7), including the one with 12 seconds left and the Gamecocks down by one, then called a timeout to set up the winning play
- Handed out three assists in just 12 minutes against Wisconsin (Nov. 27)
- Drew her second career start against San Diego State (Nov. 23), picking up a pair of steals
- Came off the bench for one minute of high-pressure defense late in the opener against Southern Cal (Nov. 15)

	Season	Career
10+ Points	0	0
10+ Rebounds	0	0
5+ Assists	0	1
Tm-High Pts.	0	0
Tm-High Assts.	1	2

Miscellaneous

Pts	..... 9 vs. Mississippi State, 2/26/15
Rebs	..... 5, 2x, last vs. Clemson, 11/20/14
Blks	..... 1, 6x, last vs. Syracuse, 3/22/15
Stls	..... 3, 2x, last vs. Liberty, 12/21/14
Assts	..... 5 vs. Charleston Southern, 11/8/13
Min	..... 23 vs. Alabama, 1/19/14
FG	..... 4 vs. Mississippi State, 2/26/15
3FG	..... 1, 3x, last vs. North Carolina, 3/27/15
FT	..... 3 vs. Arkansas, 2/9/14

Career Highs

Pts	..... 9 vs. Mississippi State, 2/26
Rebs	..... 5 vs. Clemson, 11/20
Blks	..... 1, 2x, last vs. Syracuse, 3/22/15
Stls	..... 3 vs. Liberty, 12/21
Assts	..... 4 vs. LSU, 3/7/15
Min	..... 22 vs. Mississippi State, 2/26
FG	..... 4 vs. Mississippi State, 2/26
3FG	..... 1, 3x, last vs. North Carolina, 3/27
FT	..... 2, 3x, last vs. Syracuse, 3/22

14-15 Season Highs

Pts	..... 9 vs. Mississippi State, 2/26/15
Rebs	..... 3, 3x, last vs. Mississippi St., 2/26/15
Blks	..... 1 vs. Florida, 2/23/14
Stls	..... 2, 2x, last at LSU, 1/4/15
Assts	..... 3, 3x, last at Alabama, 1/8/15
Min	..... 23 vs. Alabama, 1/19/14
FG	..... 4 vs. Mississippi State, 2/26/15
3FG	..... 1, 3x, last at Kentucky, 3/1/15
FT	..... 3 vs. Arkansas, 2/9/14

SEC Career Highs

Pts	..... 6 vs. Syracuse, 3/22/15
Rebs	..... 3 vs. North Carolina, 3/27/15
Blks	..... 1, 2x, last vs. Syracuse, 3/22/15
Stls	..... 1, 2x, last vs. Syracuse, 3/22/15
Assts	..... 2, 3x, last vs. North Carolina, 3/27/15
Min	..... 16 vs. Savannah St., 3/20/15
FG	..... 2, 2x, last vs. Florida St., 3/29/15
3FG	..... 1 vs. North Carolina, 3/27/15
FT	..... 2 vs. Syracuse, 3/22/15

NCAA Highs

### Career NCAA Tournament Game-by-Game

Date	Opponent	GS	MIN	FG-A	3FG-A	FT-A	Reb	PF	A	TO	B	S	TP
3/23/14	CS Northridge	7	0-1	0-0	0-0	2	2	2	1	0	0	0	0
3/25/14	Oregon St.	10	0-1	0-0	1-2	1	1	0	0	0	1	1	1
3/30/14	#12/13 N. Carolina	1	0-0	0-0	0-0	0	0	0	0	0	0	0	0
3/20/15	Savannah St.	16	1-1	0-0	0-0	1	5	2	0	1	0	2	6
3/22/15	Syracuse	15	2-4	0-0	2-3	0	2	1	0	1	1	6	2
3/27/15	#15/12 N. Carolina	14	1-2	1-2	0-1	3	3	2	0	0	0	3	3
3/29/15	#7/7 Florida St.	12	2-2	0-0	0-0	2	3	1	0	0	0	4	4
<b>Totals</b>		<b>0</b>	<b>75</b>	<b>6-11</b>	<b>1-2</b>	<b>3-6</b>	<b>9</b>	<b>16</b>	<b>8</b>	<b>1</b>	<b>2</b>	<b>2</b>	<b>16</b>
			<b>10.7</b>	<b>.545</b>	<b>.500</b>	<b>.500</b>	<b>1.3</b>	<b>1.2</b>				<b>2.3</b>	

### Career Stats at South Carolina

Year	GP	GS	Min	Avg	FG	FGA	Pct	3FG	FGA	Pct	FT	FTA	Pct	Off	Def	Tot	Avg	PF	FO	A	TO	Blk	Stl	Pts	Avg
2013-14	32	1	309	9.7	23	48	.479	1	2	.500	19	26	.731	12	31	43	1.3	32	0	34	14	3	20	66	2.1
2014-15	34	2	314	9.2	23	56	.411	3	7	.429	8	12	.667	13	24	37	1.1	38	1	32	14	3	19	57	1.7
<b>Career Totals</b>	<b>66</b>	<b>3</b>	<b>623</b>	<b>9.4</b>	<b>46</b>	<b>104</b>	<b>.442</b>	<b>4</b>	<b>9</b>	<b>.444</b>	<b>27</b>	<b>38</b>	<b>.711</b>	<b>25</b>	<b>55</b>	<b>80</b>	<b>1.2</b>	<b>70</b>	<b>1</b>	<b>66</b>	<b>28</b>	<b>6</b>	<b>39</b>	<b>123</b>	<b>1.9</b>



**2014-15 South Carolina Basketball**  
**#3/4 South Carolina Individual Game-by-Game (as of Mar 29, 2015)**  
**All games**



**#02 GAINES, Olivia**

Opponent	Date	gs	min	Total		3-Pointers		Free throws		Rebounds				pf	a	t/o	blk	stl	pts	avg	
				fg-fga	pct	3fg-fga	pct	ft-fa	pct	off	def	tot	avg								
SOUTHERN CAL	11/15/14		1	0-0	.000	0-0	.000	0-0	.000	0	0	0	0.0	0	0	0	0	0	0	0.0	
CLEMSON	11/20/14		10	0-4	.000	0-0	.000	0-0	.000	3	2	5	2.5	1	2	2	0	1	0	0.0	
SAN DIEGO STATE	11/23/14	*	16	0-2	.000	0-0	.000	0-0	.000	1	1	2	2.3	2	1	2	0	2	0	0.0	
vs Wisconsin	11/27/14		12	0-1	.000	0-0	.000	0-0	.000	0	1	1	2.0	3	3	0	0	2	0	0.0	
vs #22/22 Syracuse	11/28/14		2	0-0	.000	0-0	.000	0-0	.000	0	0	0	1.6	0	0	0	0	0	0	0.0	
NC CENTRAL	12/01/14		7	2-3	.667	0-0	.000	0-0	.000	0	1	1	1.5	0	0	1	0	0	4	0.7	
CHARLOTTE	12/04/14		1	0-0	.000	0-0	.000	0-0	.000	0	0	0	1.3	0	0	0	0	0	0	0.6	
at #9/8 Duke	12/07/14		1	0-0	.000	0-0	.000	0-0	.000	0	0	0	1.1	0	0	0	0	2	0	0.5	
SAVANNAH STATE	12/14/14		15	0-3	.000	0-0	.000	2-2	1.000	2	2	4	1.4	1	1	0	0	0	2	0.7	
at Hampton	12/17/14		6	0-0	.000	0-0	.000	0-0	.000	0	0	0	1.3	0	0	0	0	0	0	0.6	
vs Central Michigan	12/20/14		9	1-2	.500	0-0	.000	0-0	.000	1	1	2	1.4	0	0	0	0	0	2	0.7	
vs Liberty	12/21/14		14	1-5	.200	0-1	.000	0-0	.000	0	1	1	1.3	2	3	1	0	3	2	0.8	
AUBURN	01/02/15		16	1-1	1.000	0-0	.000	1-2	.500	0	1	1	1.3	3	1	1	0	1	3	1.0	
at LSU	01/04/15		19	1-3	.333	0-0	.000	0-0	.000	0	0	0	1.2	2	3	1	0	2	2	1.1	
at Alabama	01/08/15		13	1-2	.500	0-1	.000	0-0	.000	1	0	1	1.2	1	3	0	0	0	2	1.1	
at Mizzou	01/15/15		2	0-0	.000	0-0	.000	0-0	.000	0	0	0	1.1	1	0	0	0	0	0	1.1	
at Florida	01/19/15		6	0-0	.000	0-0	.000	1-2	.500	1	1	2	1.2	1	1	1	0	0	1	1.1	
#12/10 TEXAS A&M	01/26/15		7	0-1	.000	0-0	.000	0-0	.000	0	0	0	1.1	0	0	0	0	0	0	1.0	
ALABAMA	01/29/15		9	2-2	1.000	0-0	.000	2-2	1.000	0	0	0	1.1	0	0	0	0	1	6	1.3	
at Ole Miss	02/01/15		3	0-0	.000	0-0	.000	0-0	.000	0	0	0	1.0	0	0	0	0	0	0	1.2	
at #22/21 Georgia	02/05/15		10	1-2	.500	0-0	.000	0-0	.000	0	1	1	1.0	1	1	0	0	0	2	1.2	
at #2/2 Connecticut	02/09/15		1	0-1	.000	0-0	.000	0-0	.000	0	1	1	1.0	0	0	0	0	0	0	1.2	
LSU	02/12/15		3	0-0	.000	0-0	.000	0-0	.000	0	0	0	1.0	0	1	0	0	0	0	1.1	
VANDERBILT	02/15/15		13	0-1	.000	0-0	.000	0-0	.000	1	2	3	1.0	1	1	1	0	0	0	1.1	
at Arkansas	02/19/15		4	0-0	.000	0-0	.000	0-0	.000	0	0	0	1.0	1	0	0	0	0	0	1.0	
#11/13 MISS. STATE	02/26/15	*	22	4-5	.800	1-1	1.000	0-0	.000	1	2	3	1.1	3	0	1	0	1	9	1.3	
at #13/15 Kentucky	03/01/15		11	1-3	.333	1-2	.500	0-0	.000	0	0	0	1.0	1	1	1	0	1	3	1.4	
vs Arkansas	03/06/15		4	0-1	.000	0-0	.000	0-0	.000	0	1	1	1.0	1	0	0	0	0	0	1.4	
vs LSU	03/07/15		18	2-4	.500	0-0	.000	0-0	.000	0	2	2	1.1	0	4	1	1	2	4	1.4	
vs #5/5 Tennessee	03/08/15		2	0-1	.000	0-0	.000	0-0	.000	0	0	0	1.0	0	0	1	0	0	0	1.4	
SAVANNAH STATE	3/20/15		16	1-1	1.000	0-0	.000	0-0	.000	1	0	1	1.0	5	2	0	1	0	2	1.4	
SYRACUSE	3/22/15		15	2-4	.500	0-0	.000	2-3	.667	0	0	0	1.0	2	1	0	1	1	6	1.6	
vs #15/12 North Carolina	03/27/15		14	1-2	.500	1-2	.500	0-1	.000	1	2	3	1.1	3	2	0	0	0	3	1.6	
vs #7/7 Florida State	03/29/15		12	2-2	1.000	0-0	.000	0-0	.000	0	2	2	1.1	3	1	0	0	0	4	1.7	
Totals			2	314	23-56	.411	3-7	.429	8-12	.667	13	24	37	1.1	38	32	14	3	19	57	1.7

Games played: 34  
 Minutes/game: 9.2  
 Points/game: 1.7  
 FG Pct: 41.1  
 3FG Pct: 42.9  
 FT Pct: 66.7

Rebounds/game: 1.1  
 Assists/game: 0.9  
 Turnovers/game: 0.4  
 Assist/turnover ratio: 2.3  
 Steals/game: 0.6  
 Blocks/game: 0.1



# ELEM IBIAM

6-4 • Senior • Center • Fayetteville, Ga. • Fayette County

# #33

### Career Highlights

Two-time SEC Women's Basketball Community Service Team (2014, 2015) | 2014 SEC All-Defensive Team

- Voted team captain for second-straight season
- Is second in school history with 164 career blocked shots, trailing only Lakesha Tolliver's record of 177 (2004-07)
- Has started every game this season, not missing a start since career first in the 2013-14 season opener (70 games)
- Is 13th in the SEC in blocked shots per game (0.9)
- Has scored in double figures eight times, including one 20-point game
- Has led the team in rebounds twice – vs. Central Michigan, vs. Arkansas
- Established the Gamecocks' inside game early with the first two field goals against #7/7 Florida State (Mar. 29) in the NCAA regional final
- Posted a rebound, two points and a steal in the first 2:20 against Savannah State (Mar. 20)
- Averaged 2.3 blocked shots in the SEC Tournament (3 games)
- Blocked a season-high four shots in SEC Tournament quarterfinal against Arkansas (Mar. 6), including three in 12 minutes first-half action as team built 14-point halftime lead
- Dominated the first half against #6/6 Tennessee (Feb. 23), shooting 6-of-7 for all 12 of her points with five of her eight rebounds to build three-point halftime lead
- Tied season high with three blocks at Arkansas (Feb. 19), needing just 12 minutes to do it
- Posted four of team's first six points against LSU (Feb. 12) to help offense get started
- Scored the Gamecocks' first eight points of the second half after Ole Miss (Feb. 1) had cut lead to three
- Tied the Alabama (Jan. 29) game early to launch a 14-0 run that opened up the game in the first eight minutes
- Put back an offensive rebound four minutes into the second half against #10/11 Kentucky (Jan. 11) to give Gamecocks their first lead since early in the 9:00 mark of the first half
- Posted nine of her 11 points against Auburn (Jan. 2) in the second half to help hold off the charging Tigers
- Scored her 11 points against Liberty (Dec. 21) efficiently, hitting 5-of-6 from the field
- Posted her second career double-double – first of this season – against Central Michigan (Dec. 20) in just 18 minutes on the court
- Pulled in four of her seven rebounds at Hampton (Dec. 17) on the offensive end.
- Netted career-high 21 points against Savannah State (Dec. 14), including four points during early run, five during late first-half spurt and first four points of the second half
- Dominated the opening minutes against Charlotte (Dec. 4), scoring six of the Gamecocks' first eight points en route to a perfect 7-of-7 shooting night – the second of her career tied for fourth-best perfect night in Colonial Life Arena history
- Was efficient in 20 minutes against NC Central (Dec. 1), hitting 4-of-5 from the field and blocking a season-high three shots
- Pulled down seven rebounds, including four offensive against Wisconsin (Nov. 27)

	Season	Career
<b>Double-Double</b>	1	2
<b>20+ Points</b>	1	1
<b>10+ Points</b>	8	33
<b>10+ Rebounds</b>	1	4
<b>5+ Blocks</b>	0	7
<b>Tm-High Pts.</b>	0	6
<b>Tm-High Rebs.</b>	2	13

Miscellaneous

<b>Pts</b> .....	21 vs. Savannah St., 12/14/14
<b>Rebs</b> ....	12, 2x, last vs. C. Michigan, 12/20/14
<b>Blks</b> .....	7 at Miss. State, 2/6/14
<b>Stls</b> .....	2, 5x, last vs. Mississippi St., 2/26/15
<b>Assts</b> .....	3 vs. South Dakota St., 3/23/13
<b>Min</b> .....	34 at Texas A&M, 1/16/14
<b>FG</b> .....	8 vs. Alabama, 3/7/13
<b>FT</b> .....	8 vs. Seton Hall, 11/17/13

Career Highs

<b>Pts</b> .....	21 vs. Savannah St., 12/14
<b>Rebs</b> .....	12 vs. C. Michigan, 12/20
<b>Blks</b> .....	4 vs. Arkansas, 3/6
<b>Stls</b> .....	2 vs. Mississippi State, 2/26
<b>Assts</b> .....	2, 2x, last at Hampton, 12/17
<b>Min</b> .....	25 at Hampton, 12/17
<b>FG</b> .....	7, 2x, last vs. Savannah St., 12/14
<b>FT</b> .....	7 vs. Savannah St., 12/14

14-15 Season Highs

<b>Pts</b> .....	18 vs. Alabama, 1/19/14
<b>Rebs</b> .....	12 at Texas A&M, 1/16/14
<b>Blks</b> .....	7 at Miss. State, 2/6/14
<b>Stls</b> .....	2 vs. Mississippi State, 2/26/15
<b>Assts</b> .....	2 at Texas A&M, 1/16/14
<b>Min</b> .....	34 at Texas A&M, 1/16/14
<b>FG</b> .....	8 vs. Alabama, 3/7/13
<b>FT</b> .....	5, 2x, last vs. Vanderbilt, 1/5/14

SEC Career Highs

<b>Pts</b> .....	13 vs. South Dakota State, 3/23/13
<b>Rebs</b> .....	10 vs. Kansas, 3/25/13
<b>Blks</b> .....	5 vs. Eastern Michigan, 3/17/12
<b>Stls</b> .....	1, 2x, last vs. Savannah St., 3/20/15
<b>Assts</b> .....	3 vs. South Dakota State, 3/23/13
<b>Min</b> .....	29 vs. South Dakota State, 3/23/13
<b>FG</b> .....	5, 2x, last vs. Kansas, 3/25/13
<b>FT</b> .....	3, 2x, last vs. CS Northridge, 3/23/14

NCAA Highs

### Career NCAA Tournament Game-by-Game

Date	Opponent	GS	MIN	FG-A	3FG-A	FTA	Reb	PF	A	TO	B	S	TP
3/17/12	Eastern Michigan	12	2-4	0-0	2-2	4	4	2	1	5	0	6	
3/19/12	#13/15 Purdue	4	0-0	0-0	0-0	0	0	0	0	0	0	0	
3/24/12	#2/2 Stanford	6	1-1	0-0	2-2	2	0	0	0	1	0	4	
3/23/13	South Dakota St.	29	5-9	0-0	3-4	8	2	3	0	2	1	13	
3/25/13	Kansas	24	5-8	0-0	2-3	10	2	1	1	1	0	12	
3/23/14	CS Northridge	* 19	4-6	0-0	3-4	4	2	2	2	1	0	11	
3/25/14	Oregon St.	* 22	2-8	0-0	1-2	5	3	0	2	0	0	5	
3/30/14	#12/13 N. Carolina	* 18	1-5	0-0	1-1	2	1	0	0	0	0	3	
3/20/15	Savannah St.	* 13	1-1	0-0	0-0	2	2	0	1	0	1	2	
3/22/15	Syracuse	* 16	2-3	0-0	1-2	2	2	1	2	0	0	5	
3/27/15	#15/12 N. Carolina	* 11	1-1	0-0	0-0	2	3	0	1	1	0	2	
3/29/15	#7/7 Florida St.	* 10	2-3	0-0	0-0	0	2	0	1	0	0	4	
<b>Totals</b>		<b>7</b>	<b>184</b>	<b>26-49</b>	<b>0-0</b>	<b>15-20</b>	<b>41</b>	<b>23</b>	<b>9</b>	<b>11</b>	<b>11</b>	<b>2</b>	<b>67</b>
			<b>15.3</b>	<b>.531</b>	<b>—</b>	<b>.750</b>	<b>3.4</b>				<b>0.9</b>		<b>5.6</b>

### Career Stats at South Carolina

Year	GP	GS	Min	Avg	FG	FGA	Pct	3FG	FGA	Pct	FT	FIA	Pct	Off	Def	Tot	Avg	PF	FO	A	TO	Blk	Stl	Pts	Avg
2011-12	25	0	197	7.9	26	59	.441	0	1	.000	22	35	.629	34	40	74	3.0	33	0	4	16	17	2	74	3.0
2012-13	30	0	472	15.7	64	131	.489	0	0	—	32	64	.500	52	83	135	4.5	48	1	8	20	30	11	160	5.3
2013-14	34	34	794	23.4	128	238	.538	0	0	—	67	102	.657	59	148	207	6.1	94	3	12	51	83	13	323	9.5
2014-15	36	36	599	16.6	91	161	.565	0	0	—	43	60	.717	50	86	136	3.8	77	1	11	44	34	9	225	6.3
<b>Career Totals</b>	<b>125</b>	<b>70</b>	<b>2062</b>	<b>16.5</b>	<b>309</b>	<b>589</b>	<b>.525</b>	<b>0</b>	<b>1</b>	<b>.000</b>	<b>164</b>	<b>261</b>	<b>.628</b>	<b>195</b>	<b>357</b>	<b>552</b>	<b>4.4</b>	<b>252</b>	<b>5</b>	<b>35</b>	<b>131</b>	<b>164</b>	<b>35</b>	<b>782</b>	<b>6.3</b>



**2014-15 South Carolina Basketball**  
**#3/4 South Carolina Individual Game-by-Game (as of Mar 29, 2015)**  
**All games**



**#33 IBIAM, Elem**

Opponent	Date	gs	min	Total		3-Pointers		Free throws		Rebounds				pf	a	t/o	blk	stl	pts	avg	
				fg-fga	pct	3fg-fga	pct	ft-fa	pct	off	def	tot	avg								
SOUTHERN CAL	11/15/14	*	22	2-3	.667	0-0	.000	1-2	.500	2	4	6	6.0	1	0	0	1	1	5	5.0	
CLEMSON	11/20/14	*	18	1-2	.500	0-0	.000	1-1	1.000	0	3	3	4.5	1	0	2	2	0	3	4.0	
SAN DIEGO STATE	11/23/14	*	14	1-3	.333	0-0	.000	2-2	1.000	1	1	2	3.7	2	0	0	0	1	4	4.0	
vs Wisconsin	11/27/14	*	17	4-6	.667	0-0	.000	0-0	.000	4	3	7	4.5	3	0	3	2	1	8	5.0	
vs #22/22 Syracuse	11/28/14	*	15	0-4	.000	0-0	.000	0-0	.000	2	1	3	4.2	4	2	2	1	0	0	4.0	
NC CENTRAL	12/01/14	*	20	4-5	.800	0-0	.000	2-5	.400	1	3	4	4.2	1	0	0	3	0	10	5.0	
CHARLOTTE	12/04/14	*	19	7-7	1.000	0-0	.000	2-3	.667	1	2	3	4.0	2	1	1	0	0	16	6.6	
at #9/8 Duke	12/07/14	*	18	4-7	.571	0-0	.000	0-1	.000	2	3	5	4.1	3	1	1	1	0	8	6.8	
SAVANNAH STATE	12/14/14	*	18	7-9	.778	0-0	.000	7-8	.875	2	2	4	4.1	0	0	0	1	0	21	8.3	
at Hampton	12/17/14	*	25	1-5	.200	0-0	.000	2-4	.500	4	3	7	4.4	4	2	4	1	0	4	7.9	
vs Central Michigan	12/20/14	*	18	5-12	.417	0-0	.000	0-1	.000	6	6	12	5.1	1	1	0	2	0	10	8.1	
vs Liberty	12/21/14	*	17	5-6	.833	0-0	.000	1-2	.500	2	3	5	5.1	2	0	1	1	0	11	8.3	
AUBURN	01/02/15	*	19	5-8	.625	0-0	.000	1-2	.500	2	0	2	4.8	3	0	1	1	0	11	8.5	
at LSU	01/04/15	*	18	1-2	.500	0-0	.000	0-0	.000	0	4	4	4.8	2	1	0	1	1	2	8.1	
at Alabama	01/08/15	*	15	2-3	.667	0-0	.000	0-0	.000	1	2	3	4.7	2	0	1	0	0	4	7.8	
#10/11 KENTUCKY	01/11/15	*	16	3-4	.750	0-0	.000	2-2	1.000	1	3	4	4.6	2	0	0	0	0	8	7.8	
at Mizzou	01/15/15	*	14	0-3	.000	0-0	.000	0-0	.000	1	2	3	4.5	3	0	3	2	0	0	7.4	
at Florida	01/19/15	*	14	2-4	.500	0-0	.000	0-0	.000	0	3	3	4.4	2	0	1	1	0	4	7.2	
#12/10 TEXAS A&M	01/26/15	*	17	3-4	.750	0-0	.000	0-0	.000	1	2	3	4.4	1	0	1	1	0	6	7.1	
ALABAMA	01/29/15	*	22	2-4	.500	0-0	.000	2-2	1.000	0	4	4	4.4	2	0	0	0	1	6	7.1	
at Ole Miss	02/01/15	*	14	4-5	.800	0-0	.000	2-2	1.000	1	0	1	4.2	2	1	1	0	0	10	7.2	
at #22/21 Georgia	02/05/15	*	24	3-6	.500	0-0	.000	2-2	1.000	1	2	3	4.1	5	0	5	2	0	8	7.2	
at #2/2 Connecticut	02/09/15	*	14	0-0	.000	0-0	.000	0-0	.000	1	2	3	4.1	1	0	2	0	0	0	6.9	
LSU	02/12/15	*	14	2-5	.400	0-0	.000	2-2	1.000	1	3	4	4.1	2	0	3	0	0	6	6.9	
VANDERBILT	02/15/15	*	17	4-8	.500	0-0	.000	1-1	1.000	1	3	4	4.1	4	1	0	0	0	9	7.0	
at Arkansas	02/19/15	*	12	0-2	.000	0-0	.000	2-2	1.000	0	3	3	4.0	2	0	0	3	0	2	6.8	
#6/6 TENNESSEE	02/23/15	*	18	6-9	.667	0-0	.000	0-0	.000	5	3	8	4.2	2	0	0	0	0	12	7.0	
#11/13 MISS. STATE	02/26/15	*	19	1-1	1.000	0-0	.000	4-4	1.000	0	1	1	4.1	4	0	1	0	2	6	6.9	
at #13/15 Kentucky	03/01/15	*	11	0-2	.000	0-0	.000	0-0	.000	1	1	2	4.0	1	0	1	0	0	0	6.7	
vs Arkansas	03/06/15	*	21	3-4	.750	0-0	.000	1-4	.250	4	5	9	4.2	1	0	2	4	1	7	6.7	
vs LSU	03/07/15	*	14	2-2	1.000	0-0	.000	5-6	.833	1	3	4	4.2	2	0	2	1	0	9	6.8	
vs #5/5 Tennessee	03/08/15	*	15	1-8	.125	0-0	.000	0-0	.000	0	1	1	4.1	1	0	1	2	0	2	6.6	
SAVANNAH STATE	3/20/15	*	13	1-1	1.000	0-0	.000	0-0	.000	0	2	2	4.0	2	0	1	0	1	2	6.5	
SYRACUSE	3/22/15	*	16	2-3	.667	0-0	.000	1-2	.500	1	1	2	3.9	2	1	2	0	0	5	6.4	
vs #15/12 North Carolina	03/27/15	*	11	1-1	1.000	0-0	.000	0-0	.000	0	2	2	3.9	3	0	1	1	0	2	6.3	
vs #7/7 Florida State	03/29/15	*	10	2-3	.667	0-0	.000	0-0	.000	0	0	0	3.8	2	0	1	0	0	4	6.3	
Totals			36	599	91-161	.565	0-0	.000	43-60	.717	50	86	136	3.8	77	11	44	34	9	225	6.3

Games played: 36  
 Minutes/game: 16.6  
 Points/game: 6.3  
 FG Pct: 56.5  
 FT Pct: 71.7

Rebounds/game: 3.8  
 Assists/game: 0.3  
 Turnovers/game: 1.2  
 Assist/turnover ratio: 0.3  
 Steals/game: 0.3  
 Blocks/game: 0.9



# TIFFANY MITCHELL

5-9 • Junior • Guard • Charlotte, N.C. • Providence Day

# #25

### Career Highlights

Two-time SEC Player of the Year (Coaches – 2014, 2015; AP - 2015)	No. 4 Player in the Nation, espnW (2014-15)
Two-time All-SEC First Team (Coaches – 2014, 2015; AP – 2014, 2015)	2015 Preseason All-America (AP, SI, ESPN)
2015 All-America First Team (ESPN, AP, USBWA)	2015 FIBA 3x3 World Championships Gold Medal (USA)
2015 Dawn Staley Award Finalist	2014 WBCA All-America
2015 Naismith Finalist	2014 All-America Third Team (AP, Full Court)
2015 Wooden Award All-America Team/Finalist	2014 Wooden Award Final Ballot, Wade Trophy Watch List, Dawn Staley Award Watch List
2015 Wade Watch List	2014 WBCA All-Region 3
2015 Capital One Academic All-District 4	2014 SEC All-Defensive Team
2015 NCAA Greensboro Region All-Tournament Team	2013 SEC All-Freshman Team

- First player to earn consecutive outright SEC Player of the Year honors since 2005 and 2006 ... with Welch, first Gamecocks to make multiple appearances on All-SEC First Team since Jocelyn Penn in 2002 and 2003
- Ranks 15th in program history in career points ... is 19th Gamecock to post 1,000 career points with 200 career assists, ranking seventh in scoring among that group
- Started every game the last two seasons, not missing a start since Feb. 28, 2013, game at Missouri (65 games)
- Sixth in SEC in scoring, second in FG %age and third in FT %age, 11th in steals (1.9) and 10th in assists (2.8) ... only full-season SEC player to rank among the league's top 15 in scoring, assists and steals
- Averaging 15.0 points and 5.0 assists in NCAA Tournament play
- Has scored in double figures a team-high 29 times, including five games of 20 or more points
- Has been team's top scorer a team-high 17 times – Southern Cal, San Diego St., Syracuse, at Hampton, vs. Central Michigan, Kentucky, at Missouri, at Florida, at UConn, Vanderbilt, at Arkansas, Mississippi State, vs. Arkansas, vs. Tennessee, Syracuse (NCAA), vs. North Carolina (NCAA), vs. Florida St. (NCAA)
- Has led team in assists 12 times – Clemson, at Duke, Auburn, Kentucky, Texas A&M, at Georgia, at UConn, Tennessee, at Kentucky, Syracuse (NCAA), vs. North Carolina (NCAA), vs. Florida St. (NCAA)
- Powered the Gamecocks into their first NCAA Final Four with a personal 7-2 run that turned a tie game into a five-point lead against #7/7 Florida State (Mar. 29) ... led team in scoring (21), rebounding (6) and assists (5)
- Hit the game-winner with five seconds remaining against #15/12 North Carolina (Mar. 27) to put team into the NCAA Elite Eight for the first time since 2002
- Tied for team-high honors with 14 points against Syracuse (Mar. 22), including six of team's final 12 first-half points to establish 18-point halftime lead ... handed out a season-high seven assists
- Scored all seven of her points against Savannah State (Mar. 20) during four-minute span late in first half to stymie Tigers' rally attempt
- Averaged a team-best 11.0 points at SEC Tournament, despite just four points in semifinal against LSU
- Shook off tough semifinal outing to lead offense with 17 points in SEC Tournament championship against #5/5 Tennessee (Mar. 8), including a pair of first-half 3s and hitting all three free throws when fouled on another in the second half
- Opened SEC Tournament with seven of team's fist 15 points against Arkansas (Mar. 6) in quarterfinal action
- Swiped two of her three steals and scored seven straight points during 12-2 run that turned three-point lead into 13 late in first half against #11/13 Mississippi State (Feb. 26)

### Career NCAA Tournament Game-by-Game

Date	Opponent	GS	MIN	FG-A	3FG-A	FTA	Reb	PF	A	TO	B	S	TP
3/23/13	South Dakota St.	*	24	3-7	1-1	4-5	4	1	0	2	0	0	11
3/25/13	Kansas	*	32	2-8	1-2	2-2	6	3	0	3	0	3	7
3/23/14	CS Northridge	*	37	5-11	1-2	13-17	6	2	4	3	0	0	24
3/25/14	Oregon St.	*	34	4-11	2-2	10-11	10	2	4	0	0	0	20
3/30/14	#12/13 N. Carolina	*	35	4-14	3-4	0-0	4	3	2	3	0	2	11
3/20/15	Savannah St.	*	22	3-7	1-2	0-0	0	1	3	5	0	3	7
3/22/15	Syracuse	*	29	4-11	1-5	5-6	5	2	7	1	0	0	14
3/27/15	#15/12 N. Carolina	*	38	6-12	1-3	5-6	3	2	5	5	0	1	18
3/29/15	#7/7 Florida St.	*	40	8-14	1-2	4-5	6	2	5	3	2	1	21
<b>Totals</b>		<b>9</b>	<b>291</b>	<b>39-95</b>	<b>12-23</b>	<b>43-52</b>	<b>44</b>	<b>18</b>	<b>30</b>	<b>25</b>	<b>2</b>	<b>10</b>	<b>133</b>
				<b>.323</b>	<b>.411</b>	<b>.522</b>	<b>.827</b>	<b>4.9</b>				<b>1.1</b>	<b>14.8</b>

- Hit two free throws after Lady Vols had cut lead to one with :17 left against #6/6 Tennessee (Feb. 23) then forced a turnover on potential game-tying possession
- Shook off tough shooting night at Arkansas (Feb. 19) to still lead team in scoring behind 7-of-7 free throws and swiping five steals
- Scored seven points and swiped two steals in opening three minutes against Vanderbilt (Feb. 15), adding four more points to a 7-2 run that broke a 15-15 tie midway through the first half

(CONTINUED NEXT PAGE)

### Career Stats at South Carolina

Year	GP	GS	Min	Avg	FG	FGA	Pct	3FG	FGA	Pct	FT	FTA	Pct	Off	Def	Tot	Avg	PF	FO	A	TO	Blk	Stl	Pts	Avg
2012-13	33	30	927	28.1	107	282	.379	22	60	.367	68	111	.613	60	109	169	5.1	64	1	43	82	4	44	304	9.2
2013-14	34	34	1066	31.4	165	335	.493	40	74	.541	157	198	.793	41	149	190	5.6	63	0	118	97	8	62	527	15.5
2014-15	36	36	1069	29.7	184	367	.501	56	133	.421	98	117	.838	28	84	112	3.1	61	1	105	81	11	65	522	14.5
<b>Career Totals</b>	<b>103</b>	<b>100</b>	<b>3062</b>	<b>29.7</b>	<b>456</b>	<b>984</b>	<b>.463</b>	<b>118</b>	<b>267</b>	<b>.442</b>	<b>323</b>	<b>426</b>	<b>.758</b>	<b>129</b>	<b>342</b>	<b>471</b>	<b>4.6</b>	<b>188</b>	<b>2</b>	<b>266</b>	<b>260</b>	<b>23</b>	<b>171</b>	<b>1353</b>	<b>13.1</b>

	Season	Career	Miscellaneous
Double-Double	0	4	
20+ Points	5	13	
10+ Points	29	74	
10+ Rebounds	0	7	
5+ Assists	4	11	
5+ Steals	3	8	
Tm-High Pts.	17	37	
Tm-High Rebs.	1	10	
Tm-High Assts.	12	29	

	Career Highs
Pts	25 vs. Georgia, 2/27/14
Rebs	11, 5x, last at Arkansas, 1/2/14
Stls	7 vs. NC Central, 12/1/14
Assts	9 at San Diego State, 11/23/13
Min	40, 2x, last vs. Florida St., 3/29/15
FG	8, 6x, last vs. Florida St., 3/29/15
3FG	6, 2x, last at Hampton, 12/17/14
FT	13 vs. CSU Northridge, 3/23/14

	14-15 Season Highs
Pts	21, 2x, last vs. Florida St., 3/29
Rebs	8, Syracuse, 11/28
Stls	7 vs. NC Central, 12/1
Assts	7 vs. Syracuse, 3/22
Min	40, 2x, last vs. Florida St., 3/29
FG	8, 4x, last vs. Florida St., 3/29
3FG	6, 2x, last at Hampton, 12/17
FT	11 vs. Kentucky, 1/11

	SEC Career Highs
Pts	25 vs. Georgia, 2/27/14
Rebs	11, 5x, last at Arkansas, 1/2/14
Stls	6 at Auburn, 1/12/14
Assts	8, 2x, last vs. Ole Miss, 1/30/14
Min	39 vs. Kentucky, 1/9/14
FG	8, 4x, last vs. Vanderbilt, 2/15/15
3FG	3, 2x, last at LSU, 1/4/15
FT	11 vs. Kentucky, 1/11/15

	NCAA Highs
Pts	24 vs. CS Northridge, 3/23/14
Rebs	10 vs. Oregon St., 3/25/14
Stls	3, 2x, last vs. Savannah St., 3/20/15
Assts	7 vs. Syracuse, 3/22/15
Min	40 vs. Florida St., 3/29/15
FG	8 vs. Florida St., 3/29/15
3FG	3 vs. North Carolina, 3/30/14
FT	13 vs. CS Northridge, 3/23/14

# TIFFANY MITCHELL (CONTINUED)

- Tied for team-high scoring honors at #2/2 UConn (Feb. 9), including seven of the team's first 18 points
- Scored seven points in an 8-0 first-half run at Ole Miss (Feb. 1) that turned the game around as Gamecocks went from a nine-point deficit to a seven-point halftime lead in the final 7:17 of the period
- Hit four straight free throws after #12/10 Texas A&M (Jan. 26) pulled with two in the second half and was involved in both of next two plays that established a 10-point lead team would not yield
- Scored six of her team-high 18 points during an 8-0 run in the second half at Florida (Jan. 19), including back-to-back layups off two of her four steals in the game
- Struggled from field at Missouri (Jan. 15), but delivered in the clutch, hitting a 3 each time Tigers got within three late in second half
- Scored 10 of the team's last 13 points in win over #10/11 Kentucky (Jan. 11), including eight straight free throws to hold the Wildcats at bay
- Missed her first three 3-point attempts at Alabama (Jan. 8), all in the first 10 minutes, but buried her next three en route to 16 points and 60.0 percent shooting, including 50.0 percent from outside
- Scored the first six points of each half at LSU (Jan. 4) to help Gamecocks establish early offense
- Scored 13 of her team-high 18 points against Central Michigan (Dec. 20) in just 16 minutes of first-half action
- Hit 4-of-4 from 3-point range in first half alone at Hampton (Dec. 17) en route to tying career high of 6 3s and her third 20-point game of the season
- Erased a tough shooting day at #9/8 Duke (Dec. 9) with a second-look 3-pointer that brought the Gamecocks within one with 19 seconds to play ... was solid defensively throughout the game as well
- Scored 15 of her 21 points against #22/22 Syracuse (Nov. 28) in the first half to keep Gamecocks within striking distance ... hit free throws late to seal the win over the Orange
- Shot 6-of-6 from 3-point range against San Diego State (Nov. 23), the best perfect long-range shooting night in school history



## 2014-15 South Carolina Basketball #3/4 South Carolina Individual Game-by-Game (as of Mar 29, 2015) All games



### #25 MITCHELL, Tiffany

Opponent	Date	gs	min	Total		3-Pointers		Free throws		Rebounds				pf	a	t/o	blk	stl	pts	avg	
				fg-fga	pct	3fg-fga	pct	ft-fga	pct	off	def	tot	avg								
SOUTHERN CAL	11/15/14	*	38	4-10	.400	0-3	.000	10-12	.833	1	1	2	2.0	3	4	6	0	1	18	18.0	
CLEMSON	11/20/14	*	25	6-8	.750	3-4	.750	0-0	.000	0	0	0	1.0	2	5	1	0	3	15	16.5	
SAN DIEGO STATE	11/23/14	*	18	6-8	.750	6-6	1.000	2-2	1.000	0	2	2	1.3	0	3	2	0	1	20	17.7	
vs Wisconsin	11/27/14	*	26	2-7	.286	1-3	.333	2-2	1.000	0	3	3	1.8	0	3	1	0	2	7	15.0	
vs #22/22 Syracuse	11/28/14	*	40	6-13	.462	3-8	.375	6-8	.750	4	4	8	3.0	2	3	1	0	1	21	16.2	
NC CENTRAL	12/01/14	*	24	6-8	.750	1-3	.333	1-2	.500	0	3	3	3.0	0	4	1	0	7	14	15.8	
CHARLOTTE	12/04/14	*	28	3-6	.500	1-3	.333	2-2	1.000	1	0	1	2.7	3	2	4	0	1	9	14.9	
at #9/8 Duke	12/07/14	*	31	2-10	.200	1-4	.250	2-3	.667	0	3	3	2.8	1	4	3	0	1	7	13.9	
SAVANNAH STATE	12/14/14	*	21	6-7	.857	1-1	1.000	2-2	1.000	0	2	2	2.7	2	2	0	1	1	15	14.0	
at Hampton	12/17/14	*	30	7-10	.700	6-8	.750	0-0	.000	1	3	4	2.8	4	3	1	0	0	20	14.6	
vs Central Michigan	12/20/14	*	24	7-10	.700	3-6	.500	1-2	.500	1	3	4	2.9	1	2	4	0	5	18	14.9	
vs Liberty	12/21/14	*	23	6-11	.545	2-3	.667	0-0	.000	0	1	1	2.8	0	2	0	0	0	14	14.8	
AUBURN	01/02/15	*	26	1-9	.111	1-4	.250	4-4	1.000	0	1	1	2.6	1	4	2	0	2	7	14.2	
at LSU	01/04/15	*	24	7-12	.583	3-6	.500	0-0	.000	0	4	4	2.7	2	2	4	0	1	17	14.4	
at Alabama	01/08/15	*	26	6-10	.600	3-6	.500	1-1	1.000	0	1	1	2.6	2	3	0	0	1	16	14.5	
#10/11 KENTUCKY	01/11/15	*	33	4-13	.308	0-5	.000	11-12	.917	3	2	5	2.8	2	4	1	0	0	19	14.8	
at Mizzou	01/15/15	*	34	8-14	.571	2-5	.400	1-2	.500	1	5	6	2.9	1	1	2	2	3	19	15.1	
at Florida	01/19/15	*	23	8-10	.800	1-1	1.000	1-1	1.000	0	0	0	2.8	1	1	1	0	4	18	15.2	
#12/10 TEXAS A&M	01/26/15	*	33	5-12	.417	0-2	.000	6-6	1.000	1	1	2	2.7	0	3	1	0	2	16	15.3	
ALABAMA	01/29/15	*	26	4-10	.400	0-1	.000	3-3	1.000	2	2	4	2.8	2	2	1	0	1	11	15.1	
at Ole Miss	02/01/15	*	33	4-10	.400	2-3	.667	1-3	.333	1	4	5	2.9	3	1	2	0	1	11	14.9	
at #22/21 Georgia	02/05/15	*	29	5-11	.455	2-4	.500	2-2	1.000	1	2	3	2.9	2	3	1	0	2	14	14.8	
at #2/2 Connecticut	02/09/15	*	37	6-12	.500	3-4	.750	2-3	.667	2	2	4	3.0	4	3	3	0	2	17	14.9	
LSU	02/12/15	*	28	5-9	.556	1-2	.500	0-0	.000	0	2	2	2.9	1	4	4	1	3	11	14.8	
VANDERBILT	02/15/15	*	26	8-12	.667	1-4	.250	3-4	.750	2	1	3	2.9	0	1	4	0	4	20	15.0	
at Arkansas	02/19/15	*	37	4-9	.444	0-4	.000	7-7	1.000	0	0	0	2.8	2	2	4	3	5	15	15.0	
#6/6 TENNESSEE	02/23/15	*	38	6-14	.429	0-1	.000	4-5	.800	1	6	7	3.0	1	4	0	0	0	16	15.0	
#11/13 MISS. STATE	02/26/15	*	34	7-12	.583	0-0	.000	2-3	.667	0	4	4	3.0	1	2	2	1	3	16	15.0	
at #13/15 Kentucky	03/01/15	*	33	3-8	.375	1-4	.250	1-2	.500	1	3	4	3.0	5	3	2	0	0	8	14.8	
vs Arkansas	03/06/15	*	27	5-12	.417	2-5	.400	0-0	.000	0	3	3	3.0	2	1	3	0	0	12	14.7	
vs LSU	03/07/15	*	26	1-6	.167	0-4	.000	2-2	1.000	0	0	0	2.9	3	2	5	1	2	4	14.4	
vs #5/5 Tennessee	03/08/15	*	39	5-10	.500	2-4	.500	5-5	1.000	1	6	7	3.1	1	2	1	0	1	17	14.4	
SAVANNAH STATE	3/20/15	*	22	3-7	.429	1-2	.500	0-0	.000	0	0	0	3.0	1	3	5	0	3	7	14.2	
SYRACUSE	3/22/15	*	29	4-11	.364	1-5	.200	5-6	.833	2	3	5	3.0	2	7	1	0	0	14	14.2	
vs #15/12 North Carolina	03/27/15	*	38	6-12	.500	1-3	.333	5-6	.833	1	2	3	3.0	2	5	5	0	1	18	14.3	
vs #7/7 Florida State	03/29/15	*	40	8-14	.571	1-2	.500	4-5	.800	1	5	6	3.1	2	5	3	2	1	21	14.5	
<b>Totals</b>			<b>36</b>	<b>1069</b>	<b>184-367</b>	<b>.501</b>	<b>56-133</b>	<b>.421</b>	<b>98-117</b>	<b>.838</b>	<b>28</b>	<b>84</b>	<b>112</b>	<b>3.1</b>	<b>61</b>	<b>105</b>	<b>81</b>	<b>11</b>	<b>65</b>	<b>522</b>	<b>14.5</b>

Games played: 36  
Minutes/game: 29.7  
Points/game: 14.5  
FG Pct: 50.1  
3FG Pct: 42.1  
FT Pct: 83.8

Rebounds/game: 3.1  
Assists/game: 2.9  
Turnovers/game: 2.3  
Assist/turnover ratio: 1.3  
Steals/game: 1.8  
Blocks/game: 0.3



# TINA ROY

5-11 • Junior • Guard • Kaplan, La. • Kaplan

- Has played in all but one game this season
- Has scored in double figures five times
- Has led the team in assists eight times – Southern Cal, Syracuse, Savannah State, Central Michigan, at LSU, vs. Arkansas, vs. LSU, vs. Tennessee
- Averaged 6.3 points and team-high 3.7 assists in SEC Tournament (3 games)
- Brought a steady hand to the offense in the NCAA Sweet 16 game against #15/12 North Carolina (Mar. 27), running the team from the point guard position and hitting four 3s, including one that stopped a 7-0 run to shift momentum back to the Gamecocks
- Powered Gamecocks into SEC Tournament final with season-high 15 points against LSU (Mar. 7) in the semifinals, hitting 4-of-5 3-pointers in the second period to turn four-point halftime deficit into 20-point victory
- Made back-to-back 3s and grabbed a rebound during 17-3 run late at #13/15 Kentucky (Mar. 1)
- Matched SEC career high with three 3s against Vanderbilt (Feb. 15), including first one as part of 7-2 run that broke open tie midway through first half and second that stopped an 8-2 Vandy run that opened second half
- Buried the first of two 3s at #22/21 Georgia (Feb. 5) to help spark 14-2 run that broke open 7-7 tie midway through the first half
- Hit timely 3-pointer against Texas A&M (Jan. 26) to stop Aggie run and push lead double digits midway through second half
- Scored nine of her 11 points at Alabama (Jan. 8) in the second half as Gamecocks keep the pressure on the Crimson Tide ... was perfect 3-of-3 from outside the arc
- Hit a pair of 3s in the first half at LSU (Jan. 4), the first of which helped hold off a Lady Tigers' rally
- Became first Gamecock to hand out double-digit assists in the Dawn Staley era with 10 against Savannah State (Dec. 14) while also rebounding well with seven boards
- Hit three 3s against Charlotte (Dec. 4), including two during the late first-half run that turned a two-point lead into an 18-point halftime advantage
- Averaged 9.5 points in just 17.0 minutes over two games at the Junkanoo Jam (Nov. 27-28)
- Hit four 3s against #22/22 Syracuse (Nov. 28), including two during the key 18-4 run that rallied the Gamecocks for the win, and dished out five assists as well
- Provided steady point guard play off the bench against Southern Cal (Nov. 15), handing out six assists to get the inside game going and hitting 3-of-5 from behind the arc

## Career NCAA Tournament Game-by-Game

Date	Opponent	GS	MIN	FG-A	3FG-A	FTA	Reb	PF	A	TO	B	S	TP
3/17/12	Eastern Michigan	20	2-9	2-7	0-0	1	2	2	1	0	0	0	6
3/19/12	at #13/15 Purdue	8	1-4	1-4	0-0	0	1	0	1	0	0	0	3
3/24/12	#2/2 Stanford	4	0-1	0-1	0-0	0	0	0	0	0	0	0	0
3/23/14	CS Northridge	22	2-5	1-3	0-0	4	0	1	0	0	0	0	5
3/25/14	Oregon St.	6	0-0	0-0	0-0	0	1	0	0	0	0	0	0
3/30/14	#12/13 N. Carolina	9	1-3	0-2	0-0	1	1	2	2	0	1	2	2
3/20/15	Savannah St.	14	0-2	0-2	0-0	1	0	1	0	0	0	0	0
3/22/15	Syracuse	13	1-4	1-4	0-0	2	1	1	0	0	0	0	3
3/27/15	#15/12 N. Carolina	29	4-8	4-8	0-1	5	0	0	0	0	0	0	12
3/29/15	#7/7 Florida St.	6	1-2	1-1	0-0	0	0	0	1	0	0	0	3
<b>Totals</b>		<b>0</b>	<b>131</b>	<b>12-38</b>	<b>10-32</b>	<b>0-1</b>	<b>14</b>	<b>6</b>	<b>7</b>	<b>5</b>	<b>0</b>	<b>1</b>	<b>34</b>
			<b>13.1</b>	<b>.316</b>	<b>.313</b>	<b>.000</b>	<b>1.4</b>	<b>0.7</b>					<b>3.4</b>

## Career Stats at South Carolina

Year	GP	GS	Min	Avg	FG	FGA	Pct	3FG	FGA	Pct	FT	FTA	Pct	Off	Def	Tot	Avg	PF	FO	A	TO	Blk	Stl	Pts	Avg	
2011-12	34	0	383	11.3	53	181	.293	32	127	.252	10	22	.455	20	29	49	1.4	20	0	10	15	1	9	148	4.4	
2012-13	— Did Not Play (injury) —																									
2013-14	34	1	553	16.3	44	146	.301	20	86	.233	14	23	.609	13	56	69	2.0	19	0	48	23	9	6	122	3.6	
2014-15	35	0	551	15.7	58	147	.395	46	116	.397	2	5	.400	8	57	65	1.9	19	0	76	34	5	7	164	4.7	
<b>Career Totals</b>	<b>103</b>	<b>1</b>	<b>1487</b>	<b>14.4</b>	<b>155</b>	<b>474</b>	<b>.327</b>	<b>98</b>	<b>329</b>	<b>.298</b>	<b>26</b>	<b>50</b>	<b>.520</b>	<b>41</b>	<b>142</b>	<b>183</b>	<b>1.8</b>	<b>58</b>	<b>0</b>	<b>134</b>	<b>72</b>	<b>15</b>	<b>22</b>	<b>434</b>	<b>4.2</b>	

# #23

	Season	Career	Miscellaneous
10+ Points	5	12	
5+ Assists	3	5	
5+ Steals	0	0	
Tm-High Pts.	0	2	
Tm-High Assts.	8	11	

	Career Highs	Career Highs
Pts	15, 2x, last vs. LSU, 3/7/14	
Rebs	8 at Mississippi State, 2/6/14	
Stls	3 vs. Southern Cal, 11/15/14	
Assts	10 vs. Savannah St., 12/14/14	
Min	31 vs. Vanderbilt, 1/5/14	
FG	5, 4x, last, vs. LSU, 3/7/15	
3FG	5, 2x, last vs. LSU, 3/7/15	
FT	4 at Southern Cal, 11/25/13	

	14-15 Season Highs	14-15 Season Highs
Pts	15 vs. LSU, 3/7	
Rebs	7 vs. Savannah St., 12/14	
Stls	3 vs. Southern Cal, 11/15	
Assts	10 vs. Savannah St., 12/14	
Min	29 vs. North Carolina, 3/27	
FG	5 vs. LSU, 3/7	
3FG	5 vs. LSU, 3/7	
FT	1, 2x, last at Kentucky, 3/1	

	SEC Career Highs	SEC Career Highs
Pts	11, 3x, last at Alabama, 1/8/15	
Rebs	8 at Mississippi State, 2/6/14	
Stls	1, 7x, last vs. LSU, 2/12/15	
Assts	4, 3x, last vs. Vanderbilt, 2/15/15	
Min	31 vs. Vanderbilt, 1/5/14	
FG	5 vs. Kentucky, 1/9/14	
3FG	3, 5x, last at Kentucky, 3/1/15	
FT	3 vs. Georgia, 2/27/14	

	NCAA Highs	NCAA Highs
Pts	12 vs. North Carolina, 3/27/15	
Rebs	5 vs. North Carolina, 3/17/15	
Stls	1 vs. North Carolina, 3/30/14	
Assts	2, 2x, last vs. North Carolina, 3/30/14	
Min	29 vs. North Carolina, 3/27/15	
FG	4 vs. North Carolina, 3/27/15	
3FG	4 vs. North Carolina, 3/27/15	
FT		





**2014-15 South Carolina Basketball**  
**#3/4 South Carolina Individual Game-by-Game (as of Mar 29, 2015)**  
**All games**



**#23 ROY, Tina**

Opponent	Date	gs	min	Total		3-Pointers		Free throws		Rebounds				pf	a	t/o	blk	stl	pts	avg
				fg-fga	pct	3fg-fga	pct	ft-fa	pct	off	def	tot	avg							
SOUTHERN CAL	11/15/14		25	3-6	.500	3-5	.600	0-0	.000	0	2	2	2.0	3	6	2	1	3	9	9.0
SAN DIEGO STATE	11/23/14		19	2-7	.286	1-4	.250	0-0	.000	0	3	3	2.5	0	2	1	0	1	5	7.0
vs Wisconsin	11/27/14		12	3-6	.500	1-3	.333	0-0	.000	0	4	4	3.0	0	2	1	0	0	7	7.0
vs #22/22 Syracuse	11/28/14		22	4-10	.400	4-9	.444	0-0	.000	2	0	2	2.8	1	5	0	0	0	12	8.3
NC CENTRAL	12/01/14		13	0-1	.000	0-1	.000	0-0	.000	0	2	2	2.6	0	3	1	0	1	0	6.6
CHARLOTTE	12/04/14		23	3-5	.600	3-5	.600	0-0	.000	0	1	1	2.3	0	3	1	0	0	9	7.0
at #9/8 Duke	12/07/14		7	0-1	.000	0-1	.000	0-0	.000	0	1	1	2.1	2	0	1	0	0	0	6.0
SAVANNAH STATE	12/14/14		18	0-2	.000	0-2	.000	0-0	.000	0	7	7	2.8	1	10	2	0	0	0	5.3
at Hampton	12/17/14		14	0-4	.000	0-3	.000	0-0	.000	0	2	2	2.7	0	1	1	1	0	0	4.7
vs Central Michigan	12/20/14		15	1-3	.333	0-2	.000	0-0	.000	1	1	2	2.6	0	4	1	0	0	2	4.4
vs Liberty	12/21/14		14	2-3	.667	1-1	1.000	0-0	.000	1	2	3	2.6	2	1	0	0	0	5	4.5
AUBURN	01/02/15		11	1-1	1.000	1-1	1.000	0-0	.000	0	1	1	2.5	0	2	3	0	0	3	4.3
at LSU	01/04/15		21	2-6	.333	2-6	.333	0-0	.000	0	1	1	2.4	1	4	3	0	0	6	4.5
at Alabama	01/08/15		15	4-4	1.000	3-3	1.000	0-0	.000	0	2	2	2.4	1	1	1	0	0	11	4.9
#10/11 KENTUCKY	01/11/15		10	1-4	.250	0-1	.000	0-0	.000	0	1	1	2.3	1	1	2	0	0	2	4.7
at Mizzou	01/15/15		8	0-4	.000	0-4	.000	0-0	.000	1	0	1	2.2	0	1	1	0	0	0	4.4
at Florida	01/19/15		19	2-4	.500	1-3	.333	0-0	.000	0	1	1	2.1	0	3	1	0	0	5	4.5
#12/10 TEXAS A&M	01/26/15		15	2-2	1.000	1-1	1.000	0-0	.000	0	1	1	2.1	3	2	1	0	0	5	4.5
ALABAMA	01/29/15		19	2-5	.400	1-4	.250	0-0	.000	0	1	1	2.0	0	1	1	0	1	5	4.5
at Ole Miss	02/01/15		7	0-1	.000	0-0	.000	1-2	.500	0	1	1	2.0	0	1	0	0	0	1	4.4
at #22/21 Georgia	02/05/15		20	2-5	.400	2-4	.500	0-0	.000	0	2	2	2.0	1	0	1	0	0	6	4.4
at #2/2 Connecticut	02/09/15		6	0-3	.000	0-0	.000	0-0	.000	0	0	0	1.9	0	0	2	0	0	0	4.2
LSU	02/12/15		15	3-5	.600	3-5	.600	0-0	.000	0	2	2	1.9	1	2	0	0	1	9	4.4
VANDERBILT	02/15/15		18	3-4	.750	3-4	.750	0-0	.000	0	2	2	1.9	0	4	2	0	0	9	4.6
at Arkansas	02/19/15		24	2-5	.400	2-5	.400	0-0	.000	1	1	2	1.9	0	2	1	1	0	6	4.7
#6/6 TENNESSEE	02/23/15		8	0-2	.000	0-1	.000	0-0	.000	0	1	1	1.8	0	0	0	0	0	0	4.5
#11/13 MISS. STATE	02/26/15		4	0-0	.000	0-0	.000	0-0	.000	0	0	0	1.8	0	1	0	0	0	0	4.3
at #13/15 Kentucky	03/01/15		23	3-9	.333	3-9	.333	1-2	.500	0	2	2	1.8	0	1	0	1	0	10	4.5
vs Arkansas	03/06/15		23	2-4	.500	0-1	.000	0-0	.000	0	2	2	1.8	0	4	1	1	0	4	4.5
vs LSU	03/07/15		24	5-11	.455	5-10	.500	0-0	.000	1	0	1	1.8	1	4	2	0	0	15	4.9
vs #5/5 Tennessee	03/08/15		17	0-4	.000	0-3	.000	0-0	.000	1	3	4	1.8	0	3	0	0	0	0	4.7
SAVANNAH STATE	3/20/15		14	0-2	.000	0-2	.000	0-0	.000	0	1	1	1.8	0	1	0	0	0	0	4.6
SYRACUSE	3/22/15		13	1-4	.250	1-4	.250	0-0	.000	0	2	2	1.8	1	1	0	0	0	3	4.5
vs #15/12 North Carolina	03/27/15		29	4-8	.500	4-8	.500	0-1	.000	0	5	5	1.9	0	0	0	0	0	12	4.7
vs #7/7 Florida State	03/29/15		6	1-2	.500	1-1	1.000	0-0	.000	0	0	0	1.9	0	0	1	0	0	3	4.7
Totals		0	551	58-147	.395	46-116	.397	2-5	.400	8	57	65	1.9	19	76	34	5	7	164	4.7

Games played: 35  
 Minutes/game: 15.7  
 Points/game: 4.7  
 FG Pct: 39.5  
 3FG Pct: 39.7  
 FT Pct: 40.0

Rebounds/game: 1.9  
 Assists/game: 2.2  
 Turnovers/game: 1.0  
 Assist/turnover ratio: 2.2  
 Steals/game: 0.2  
 Blocks/game: 0.1



# KHADIJAH SESSIONS

5-8 • Junior • Guard • Myrtle Beach, S.C. • Myrtle Beach

# #5

- Has played in every game this season, starting all but the season opener
- Has 10 games with no turnovers this season
- Ranks 11th in the SEC in assists (2.9) and 10th in steals (1.8)
- Has led the team in assists 11 times – NC Central, Charlotte, at Hampton, Auburn, at Alabama, at Missouri, at Ole Miss, at Arkansas, Tennessee, Mississippi State, vs. Tennessee
- Has picked up three or more steals 11 times this season
- Tied her career high with four steals against #7/7 Florida State (Mar. 29), including one she converted into a layup at the buzzer to cap the Gamecocks' comeback in the NCAA regional final
- Sparked 20-1 run second-half against Savannah State (Mar. 20) with back-to-back steals converted into layups as defense locked down for first time
- Shot 60.0 percent (3-of-5) from 3-point range and committed just two turnovers in SEC Tournament (3 games)
- Tied career high with three 3s in SEC Tournament championship game against #5/5 Tennessee (Mar. 8), including two early in the first half to establish herself as an offensive threat and stretch the defense
- Handed out four assists against #11/13 Mississippi State (Feb. 26), her third-straight game of four or more
- Tied for team-high honors with four assists against #6/6 Tennessee (Feb. 23) without committing a turnover in 33 minutes of action
- Posted five points and three steals in first four minutes at Arkansas (Feb. 19) en route to best all-around game of the season
- Broke a 6-6 tie early against LSU (Feb. 12) with a 3-pointer and a transition layup en route to matching her season high of 12 points
- Hit a pair of 3s en route to eight second-half points at #2/2 UConn (Feb. 9) that looked to start a comeback
- Set the tone defensively against #12/10 Texas A&M (Jan. 26) with two of her career-high tying four steals coming in the opening three minutes of the game
- Tied career high with three 3s against #10/11 Kentucky (Jan. 11), including one off balance at the end of the shot clock to turn a four-point lead into seven midway through the second half
- Swiped four steals at Alabama (Jan. 8), including back-to-back possessions to spark first-half run that broke open game
- Matched career high for third time this season with four steals against Savannah State (Dec. 14)
- Swiped one of her three steals late in the comeback at #9/8 Duke and was part of the double-team that generated Olivia Gaines' steal in the last 20 seconds that set up the game-winning play
- Capped the 11-0 comeback run late against #22/22 Syracuse (Nov. 28) with a transition layup
- Tied her career high with four steals against San Diego State (Nov. 23)
- Was solid on both ends of the floor against Clemson (Nov. 20), handing out four assists with no turnovers while pulling down career-high six rebounds
- Hit a clutch 3-pointer to start a 14-0 run that erased a Southern Cal (Nov. 15) lead with seven minutes left and put the game out of reach

	Season	Career	Miscellaneous
10+ Points	5	20	
5+ Assists	4	9	
5+ Steals	0	0	
Tm-High Pts.	0	3	
Tm-High Assts.	11	22	

	Career Highs
Pts	19 vs. Auburn, 2/3/13
Rebs	6 vs. Clemson, 11/20/14
Stls	4, 10x, last vs. Florida St., 3/29/15
Assts	8 vs. NC Central, 12/1/14
Min	37 at Southern Cal, 11/25/13
FG	6, 2x, last, vs. Seton Hall, 11/17/13
3FG	3, 4x, last vs. Tennessee, 3/8/15
FT	8 vs. Auburn, 2/3/13

	14-15 Season Highs
Pts	12, 3x, last vs. Tennessee, 3/8
Rebs	6 vs. Clemson, 11/20
Stls	4, 7x, last vs. Florida St., 3/29
Assts	8 vs. NC Central, 12/1
Min	34 at Duke, 12/7
FG	5 vs. LSU, 2/12
3FG	3, 2x, last vs. Tennessee, 3/8
FT	4 vs. Charlotte, 12/4

	SEC Career Highs
Pts	19 vs. Auburn, 2/3/13
Rebs	5, 4x, last at Arkansas, 2/19/15
Stls	4, 5x, last at Arkansas, 2/19/15
Assts	7 at Arkansas, 2/19/15
Min	35 at Missouri, 2/28/13
FG	6 at Missouri, 2/28/13
3FG	3, 3x, last vs. Kentucky, 1/11/15
FT	8 vs. Auburn, 2/3/13

	NCAA Highs
Pts	13 vs. Oregon St., 3/25/14
Rebs	4 vs. Oregon St., 3/25/14
Stls	4 vs. Florida St., 3/29/15
Assts	3 vs. CS Northridge, 3/23/14
Min	33, 2x, last vs. Oregon St., 3/25/14
FG	3, 2x, last vs. Savannah St., 3/20/15
3FG	1, 2x, last vs. Savannah St., 3/20/15
FT	6 vs. Oregon St., 3/25/14

## Career NCAA Tournament Game-by-Game

Date	Opponent	GS	MIN	FG-A	3FG-A	FT-A	Reb	PF	A	TO	B	S	TP
3/23/13	South Dakota St.		20	0-2	0-1	5-6	1	2	2	2	1	0	5
3/25/13	Kansas		14	1-3	0-1	2-2	0	0	1	0	0	0	4
3/23/14	CS Northridge	*	33	1-3	0-1	4-4	1	4	3	1	0	0	6
3/25/14	Oregon St.	*	33	3-9	1-1	6-8	4	3	2	1	0	3	13
3/30/14	#12/13 N. Carolina	*	24	0-8	0-2	0-0	3	2	1	1	0	0	0
3/20/15	Savannah St.	*	14	3-4	1-2	3-3	2	3	0	1	0	2	10
3/22/15	Syracuse	*	18	1-2	0-1	0-0	2	2	2	1	0	1	2
3/27/15	#15/12 N. Carolina	*	11	0-2	0-1	0-0	3	1	2	1	0	0	0
3/29/15	#7/7 Florida St.	*	30	1-2	0-0	2-4	3	4	1	1	0	4	4
<b>Totals</b>		<b>7</b>	<b>197</b>	<b>10-35</b>	<b>2-10</b>	<b>22-27</b>	<b>19</b>	<b>21</b>	<b>14</b>	<b>9</b>	<b>1</b>	<b>10</b>	<b>44</b>
			<b>21.9</b>	<b>.286</b>	<b>.200</b>	<b>.815</b>	<b>2.1</b>		<b>1.6</b>				<b>4.9</b>

## Career Stats at South Carolina

Year	GP	GS	Min	Avg	FG	FGA	Pct	3FG	FGA	Pct	FT	FTA	Pct	Off	Def	Tot	Avg	PF	FO	A	TO	Blk	Stl	Pts	Avg
2012-13	33	3	570	17.3	53	151	.351	13	54	.241	72	109	.661	22	24	46	1.4	43	0	36	49	3	21	191	5.8
2013-14	29	26	761	26.2	58	159	.365	18	59	.305	74	109	.679	9	38	47	1.6	60	0	77	45	1	28	208	7.2
2014-15	36	35	802	22.3	57	142	.401	19	62	.306	27	51	.529	26	63	89	2.5	62	0	103	49	4	66	160	4.4
<b>Career Totals</b>	<b>98</b>	<b>64</b>	<b>2133</b>	<b>21.8</b>	<b>168</b>	<b>452</b>	<b>.372</b>	<b>50</b>	<b>175</b>	<b>.286</b>	<b>173</b>	<b>263</b>	<b>.658</b>	<b>57</b>	<b>125</b>	<b>182</b>	<b>1.9</b>	<b>165</b>	<b>0</b>	<b>216</b>	<b>143</b>	<b>8</b>	<b>115</b>	<b>559</b>	<b>5.7</b>



**2014-15 South Carolina Basketball**  
**#3/4 South Carolina Individual Game-by-Game (as of Mar 29, 2015)**  
**All games**



**#05 SESSIONS, Khadijah**

Opponent	Date	gs	min	Total		3-Pointers		Free throws		Rebounds				pf	a	t/o	blk	stl	pts	avg	
				fg-fga	pct	3fg-fga	pct	ft-fa	pct	off	def	tot	avg								
SOUTHERN CAL	11/15/14		19	2-5	.400	2-3	.667	0-0	.000	1	1	2	2.0	2	2	1	1	1	6	6.0	
CLEMSON	11/20/14	*	18	2-3	.667	1-1	1.000	2-3	.667	1	5	6	4.0	0	4	0	0	1	7	6.5	
SAN DIEGO STATE	11/23/14	*	14	2-5	.400	0-2	.000	2-3	.667	0	0	0	2.7	0	3	0	0	4	6	6.3	
vs Wisconsin	11/27/14	*	21	1-5	.200	0-1	.000	0-0	.000	0	4	4	3.0	2	2	0	0	2	2	5.3	
vs #22/22 Syracuse	11/28/14	*	22	2-8	.250	1-5	.200	0-1	.000	0	1	1	2.6	1	3	0	1	1	5	5.2	
NC CENTRAL	12/01/14	*	19	2-2	1.000	0-0	.000	0-0	.000	1	3	4	2.8	1	8	1	0	4	4	5.0	
CHARLOTTE	12/04/14	*	32	1-4	.250	0-2	.000	4-6	.667	1	1	2	2.7	3	4	2	0	2	6	5.1	
at #9/8 Duke	12/07/14	*	34	0-3	.000	0-2	.000	0-0	.000	1	1	2	2.6	1	2	2	0	3	0	4.5	
SAVANNAH STATE	12/14/14	*	16	1-5	.200	0-1	.000	2-3	.667	2	0	2	2.6	0	4	1	0	4	4	4.4	
at Hampton	12/17/14	*	24	1-3	.333	0-1	.000	0-0	.000	1	2	3	2.6	2	5	0	0	0	2	4.2	
vs Central Michigan	12/20/14	*	21	1-3	.333	0-2	.000	0-0	.000	1	1	2	2.5	1	3	4	0	2	2	4.0	
vs Liberty	12/21/14	*	18	0-3	.000	0-2	.000	0-0	.000	0	1	1	2.4	0	1	1	0	2	0	3.7	
AUBURN	01/02/15	*	23	1-2	.500	0-1	.000	1-1	1.000	0	3	3	2.5	2	4	4	0	2	3	3.6	
at LSU	01/04/15	*	13	0-1	.000	0-1	.000	0-0	.000	1	2	3	2.5	3	0	1	0	1	0	3.4	
at Alabama	01/08/15	*	18	1-3	.333	0-1	.000	0-0	.000	1	0	1	2.4	0	5	0	0	4	2	3.3	
#10/11 KENTUCKY	01/11/15	*	29	4-9	.444	3-6	.500	1-4	.250	0	5	5	2.6	1	2	4	0	1	12	3.8	
at Mizzou	01/15/15	*	24	3-7	.429	1-4	.250	0-1	.000	1	4	5	2.7	1	2	0	0	1	7	4.0	
at Florida	01/19/15	*	13	0-0	.000	0-0	.000	0-0	.000	1	2	3	2.7	3	2	1	0	0	0	3.8	
#12/10 TEXAS A&M	01/26/15	*	24	1-2	.500	0-0	.000	2-2	1.000	0	2	2	2.7	1	2	2	1	4	4	3.8	
ALABAMA	01/29/15	*	21	3-6	.500	0-2	.000	1-2	.500	1	3	4	2.8	1	4	3	0	3	7	4.0	
at Ole Miss	02/01/15	*	31	3-5	.600	0-1	.000	1-3	.333	1	1	2	2.7	2	3	1	0	2	7	4.1	
at #22/21 Georgia	02/05/15	*	22	0-1	.000	0-0	.000	1-4	.250	0	3	3	2.7	2	2	1	0	0	1	4.0	
at #2/2 Connecticut	02/09/15	*	25	3-8	.375	2-4	.500	0-0	.000	1	0	1	2.7	2	1	1	0	1	8	4.1	
LSU	02/12/15	*	27	5-6	.833	2-2	1.000	0-0	.000	0	0	0	2.5	4	2	2	0	3	12	4.5	
VANDERBILT	02/15/15	*	18	1-2	.500	1-1	1.000	0-1	.000	0	2	2	2.5	2	3	1	1	3	3	4.4	
at Arkansas	02/19/15	*	33	3-5	.600	2-3	.667	3-4	.750	2	3	5	2.6	2	7	3	0	4	11	4.7	
#6/6 TENNESSEE	02/23/15	*	33	1-6	.167	0-2	.000	0-1	.000	1	1	2	2.6	3	4	0	0	0	2	4.6	
#11/13 MISS. STATE	02/26/15	*	30	2-3	.667	0-1	.000	1-2	.500	0	2	2	2.6	1	4	2	0	2	5	4.6	
at #13/15 Kentucky	03/01/15	*	19	1-5	.200	0-2	.000	0-0	.000	1	0	1	2.5	2	1	5	0	1	2	4.5	
vs Arkansas	03/06/15	*	19	0-3	.000	0-1	.000	0-1	.000	0	3	3	2.5	3	3	0	0	0	0	4.3	
vs LSU	03/07/15	*	18	1-2	.500	0-0	.000	0-0	.000	0	1	1	2.5	1	3	2	0	1	2	4.3	
vs #5/5 Tennessee	03/08/15	*	31	4-7	.571	3-4	.750	1-2	.500	1	1	2	2.5	3	3	0	0	0	12	4.5	
SAVANNAH STATE	3/20/15	*	14	3-4	.750	1-2	.500	3-3	1.000	2	0	2	2.5	3	0	1	0	2	10	4.7	
SYRACUSE	3/22/15	*	18	1-2	.500	0-1	.000	0-0	.000	1	1	2	2.4	2	2	1	0	1	2	4.6	
vs #15/12 North Carolina	03/27/15	*	11	0-2	.000	0-1	.000	0-0	.000	2	1	3	2.5	1	2	1	0	0	0	4.5	
vs #7/7 Florida State	03/29/15	*	30	1-2	.500	0-0	.000	2-4	.500	0	3	3	2.5	4	1	1	0	4	4	4.4	
Totals			35	802	57-142	.401	19-62	.306	27-51	.529	26	63	89	2.5	62	103	49	4	66	160	4.4

Games played: 36  
Minutes/game: 22.3  
Points/game: 4.4  
FG Pct: 40.1  
3FG Pct: 30.6  
FT Pct: 52.9

Rebounds/game: 2.5  
Assists/game: 2.9  
Turnovers/game: 1.4  
Assist/turnover ratio: 2.1  
Steals/game: 1.8  
Blocks/game: 0.1



# ALEIGHSA WELCH

6-0 • Senior • Forward • Goose Creek, S.C. • Goose Creek

# #24

### Career Highlights

2015 SEC Scholar-Athlete of the Year	No. 7 Player in the Nation, espnW (2014-15)
Two-time All-SEC 1st Team (Coaches – 2014, 2015)	2015 Preseason All-America Second Team (ESPN)
Two-time All-SEC 2nd Team (AP – 2014, 2015)	2014 WBCA All-Region 3
Hon. Men. All-America (AP; – 2014, 2015; WBCA)	2013-14 CoSIDA Academic All-District 4
2015 SEC Tournament MVP, All-Tournament Team	2014 Naismith Trophy Early Season Watch List
2015 Naismith Trophy Midseason 30, Wade Watch List, Wooden Award Preseason Top 30	2013 All-SEC Second Team (Coaches)
	2012 SEC All-Freshman Team

- Became program's first SEC Scholar-Athlete of the Year and voted All-SEC First-Team for second straight season – with Mitchell, the first Gamecocks to make multiple appearances on All-SEC First Team since Jocelyn Penn in 2002 and 2003
- Has started every game this season, not missing a start since Nov. 10, 2013, against Louisiana Tech (68 games)
- Stands 13th in program history with 1,441 career points, ninth in career double-doubles (23)
- Is third in school history with 942 total rebounds and holds the school record in career offensive rebounds
- Is among SEC's top-15 rebounders (15th), offensive rebounders (10th, 2.7) and shot blockers (7th, 1.1)
- Has scored in double figures 17 times and grabbed double-digit rebounds seven times
- Led team in rebounding 10 times – Kentucky, at Missouri, at Georgia, at UConn, LSU, Vanderbilt, Tennessee, vs. LSU, vs. Tennessee, Syracuse (NCAA)
- Scored all seven of her points against #7/7 Florida State (Mar. 29) in the second half, including the first four of the period and the game-tying basket with 2:42 left to play and the Gamecocks never trailed again
- Posted 11 points and seven rebounds in first half against Syracuse (Mar. 22) en route to fourth double-double in last 12 games
- Record third perfect 6-of-6 shooting night of her career for 12 points against Savannah State (Mar. 20)
- Named SEC Tournament MVP after averaging 10.3 points and 7.3 rebounds at the event (3 games)
- Scored half of the Gamecocks' points in an 8-0 run to close the first half against #5/5 Tennessee (Mar. 8) in the SEC Tournament championship, turning a five-point deficit into a three-point lead at the break then added six of the first eight points of the second half ... grabbed five of her eight rebounds on the offensive end and defended Cierra Burdick to just six points
- Posted her third double-double in the last 10 games with 11 points and 10 rebounds against LSU (Mar. 7) in SEC Tournament semifinals, including defensive rebounds on three straight Lady Tiger possessions to open the 18-4 second-half run that decided the game
- Sparked 17-3 run late at #13/15 Kentucky (Mar. 1) with back-to-back buckets around a rebound, despite battling stomach flu for the second day
- Grabbed all six of her rebounds against #11/13 Mississippi State (Feb. 26) in the first half
- Scored six points during 12-5 run that built 11-point lead over #6/6 Tennessee (Feb. 23) midway through the second half as part of her double-double that included career-high-tying nine offensive rebounds

### Career NCAA Tournament Game-by-Game

Date	Opponent	GS	MIN	FG-A	3FG-A	FTA	Reb	PF	A	TO	B	S	TP
3/17/12	Eastern Michigan	10	2-3	0-0	4-5	1	1	0	0	0	2	8	8
3/19/12	#13/15 Purdue	24	2-4	0-0	0-3	8	1	0	1	0	1	4	4
3/24/12	#2/2 Stanford	22	4-8	0-0	0-0	12	1	0	0	0	0	8	8
3/23/13	South Dakota St. *	21	3-4	0-0	2-2	5	0	0	0	1	0	8	8
3/25/13	Kansas *	34	6-14	0-0	4-8	11	3	1	3	3	1	16	16
3/23/14	CS Northridge *	29	5-11	0-0	1-2	9	1	2	2	3	0	11	11
3/25/14	Oregon St. *	36	8-11	0-0	5-8	11	1	0	1	1	0	21	21
3/30/14	#12/13 N. Carolina *	31	4-7	0-0	2-4	8	4	3	1	1	1	10	10
3/20/15	Savannah St. *	20	6-6	0-0	0-0	1	2	2	2	1	1	12	12
3/22/15	Syracuse *	25	6-8	0-0	1-1	10	1	2	0	0	1	13	13
3/27/15	#15/12 N. Carolina *	32	1-6	0-0	3-8	7	1	2	2	1	0	5	5
3/29/15	#7/7 Florida St. *	31	3-7	0-0	1-2	4	1	2	3	0	0	7	7
<b>Totals</b>		<b>9</b>	<b>315</b>	<b>50-89</b>	<b>0-0</b>	<b>23-43</b>	<b>87</b>	<b>17</b>	<b>14</b>	<b>15</b>	<b>11</b>	<b>7</b>	<b>123</b>
			<b>26.3</b>	<b>.562</b>	<b>—</b>	<b>.535</b>	<b>7.3</b>						<b>10.3</b>

### Career Stats at South Carolina

Year	GP	GS	Min	Avg	FG	FGA	Pct	3FG	FGA	Pct	FT	FIA	Pct	Off	Def	Tot	Avg	PF	FO	A	TO	Blk	Stl	Pts	Avg
2011-12	33	2	694	21.0	98	167	.587	0	1	.000	56	98	.571	104	96	200	6.1	41	0	18	40	22	19	252	7.6
2012-13	33	33	981	29.7	134	224	.598	1	1	1.000	126	178	.708	131	124	255	7.7	56	0	34	53	23	26	395	12.0
2013-14	34	33	1037	30.5	175	305	.574	1	1	1.000	116	194	.598	107	153	260	7.6	61	0	67	64	47	29	467	13.7
2014-15	36	36	945	26.3	148	263	.563	0	1	.000	31	73	.425	98	129	227	6.3	58	2	69	59	38	19	327	9.1
<b>Career Totals</b>	<b>136</b>	<b>104</b>	<b>3657</b>	<b>26.9</b>	<b>555</b>	<b>959</b>	<b>.579</b>	<b>2</b>	<b>4</b>	<b>.500</b>	<b>329</b>	<b>543</b>	<b>.606</b>	<b>440</b>	<b>502</b>	<b>942</b>	<b>6.9</b>	<b>216</b>	<b>2</b>	<b>188</b>	<b>216</b>	<b>130</b>	<b>93</b>	<b>1441</b>	<b>10.6</b>

	Season	Career
Double-Double	4	23
20+ Points	0	5
10+ Points	17	78
10+ Rebounds	7	29
5+ Blocks	0	2
5+ Assists	1	2
Tm-High Pts.	3	28
Tm-High Rebs.	10	49
Tm-High Assts.	3	13

Miscellaneous

Pts	..... 23 vs. N. Carolina 12/18/13
Rebs	..... 17 vs. C. of Charleston, 11/14/13
Blks	..... 5, 2x, last at Kentucky, 2/20/14
Stls	..... 3, 4x, last at Charlotte, 12/8/13
Assts	..... 5, 2x, last vs. LSU, 2/12/15
Min	..... 43 at Texas A&M, 1/16/14
FG	..... 10 at Kentucky, 2/20/14
FT	..... 10 at Xavier, 11/30/11

Career Highs

Pts	..... 19 vs. Tennessee, 2/23
Rebs	..... 14, 3x, last vs. Tennessee, 2/23
Blks	..... 4 vs. Southern Cal, 11/15
Stls	..... 2, 2x, last vs. LSU, 3/7
Assts	..... 5 vs. LSU, 2/12
Min	..... 36, 3x, last vs. Kentucky, 1/11
FG	..... 9 vs. Tennessee, 2/23
FT	..... 3, 4x, last vs. North Carolina, 3/27

14-15 Season Highs

Pts	..... 21 at Kentucky, 2/20/14
Rebs	..... 16 at Texas A&M, 1/16/14
Blks	..... 5, 2x, last at Kentucky, 2/20/14
Stls	..... 3 vs. Florida, 3/3/13
Assts	..... 5 vs. LSU, 2/12/15
Min	..... 43 at Texas A&M, 1/16/14
FG	..... 10 at Kentucky, 2/20/14
FT	..... 8, 2x, last at Miss. St., 2/6/14

SEC Career Highs

Pts	..... 21 vs. Oregon St., 3/25/14
Rebs	..... 12 vs. Stanford, 3/24/12
Blks	..... 3, 2x, last vs. CS Northridge, 3/23/14
Stls	..... 2 vs. Eastern Michigan, 3/17/12
Assts	..... 3 vs. North Carolina, 3/30/14
Min	..... 36 vs. Oregon St., 3/25/14
FG	..... 8 vs. Oregon St., 3/25/14
FT	..... 5 vs. Oregon St., 3/25/14

NCAA Highs

- Handed out career-high five assists against LSU (Feb. 12) while also leading team in rebounding
- Moved into career top 10 with first double-double of the season at #2/2 UConn (Feb. 9), adding six of team's first 13 points, then scoring on back-to-back possessions to cut halftime deficit to 10 points early in the second half

(CONTINUED NEXT PAGE)

# ALEIGHSA WELCH (CONTINUED)

- Owned the glass at #22/21 Georgia (Feb. 23) with season-high 14 boards, including career-high nine offensive
- Scored three of the last six points in the first half against #12/10 Texas A&M and recorded one of her two blocks to stop a 2-on-1 break early in the second half
- Posted 10 of her 14 rebounds at Missouri (Jan. 15) in the first half as offense struggled, adding great defense and two free throws late to help seal the win
- Grabbed nine of her 11 rebounds against #10/11 Kentucky (Jan. 11) in the second half, including five in the final 10 minutes, four of which came on the offensive end
- Posted her ninth career perfect shooting game with 12 points (6-of-6) against Auburn (Jan. 2), adding six rebounds in just 19 minutes of action
- Played most productive all-around game of season against Charlotte (Dec. 4), narrowly missing double-double by one rebound, grabbing seven of her nine boards on the offensive end, swatting away two shots and handing out three assists
- Scored nine of her 11 points against #22/22 Syracuse (Nov. 28) in the first half to keep the Orange within striking distance ... blocked a shot late in the game to hold off the Orange and become just the 10th Gamecock to record at least 100 career blocks
- Finished with 10 points against Southern Cal (Nov. 15) despite foul trouble and swatted three of her four blocked shots in the game's first four minutes



## 2014-15 South Carolina Basketball #3/4 South Carolina Individual Game-by-Game (as of Mar 29, 2015) All games



### #24 WELCH, Aleighsa

Opponent	Date	gs	min	Total		3-Pointers		Free throws		Rebounds				pf	a	t/o	blk	stl	pts	avg	
				fg-fga	pct	3fg-fga	pct	ft-fa	pct	off	def	tot	avg								
SOUTHERN CAL	11/15/14	*	27	4-5	.800	0-0	.000	2-4	.500	3	4	7	7.0	5	0	3	4	1	10	10.0	
CLEMSON	11/20/14	*	24	8-11	.727	0-0	.000	1-3	.333	2	1	3	5.0	1	3	0	1	1	17	13.5	
SAN DIEGO STATE	11/23/14	*	17	3-6	.500	0-0	.000	0-0	.000	3	0	3	4.3	0	3	0	0	0	6	11.0	
vs Wisconsin	11/27/14	*	20	2-6	.333	0-0	.000	0-0	.000	2	1	3	4.0	0	2	1	2	1	4	9.3	
vs #22/22 Syracuse	11/28/14	*	36	5-9	.556	0-0	.000	1-2	.500	2	3	5	4.2	2	3	1	1	0	11	9.6	
NC CENTRAL	12/01/14	*	24	5-7	.714	0-0	.000	1-1	1.000	1	3	4	4.2	2	2	2	1	1	11	9.8	
CHARLOTTE	12/04/14	*	22	4-7	.571	0-0	.000	2-2	1.000	7	2	9	4.9	2	3	1	2	0	10	9.9	
at #9/8 Duke	12/07/14	*	36	4-11	.364	0-0	.000	0-0	.000	2	6	8	5.3	1	1	2	2	1	8	9.6	
SAVANNAH STATE	12/14/14	*	20	5-7	.714	0-0	.000	1-4	.250	4	4	8	5.6	1	0	3	0	1	11	9.8	
at Hampton	12/17/14	*	24	1-4	.250	0-0	.000	2-4	.500	3	2	5	5.5	3	4	1	0	0	4	9.2	
vs Central Michigan	12/20/14	*	26	6-10	.600	0-1	.000	0-2	.000	2	1	3	5.3	1	2	2	0	0	12	9.5	
vs Liberty	12/21/14	*	21	6-8	.750	0-0	.000	3-4	.750	2	2	4	5.2	1	3	2	1	0	15	9.9	
AUBURN	01/02/15	*	19	6-6	1.000	0-0	.000	0-1	.000	3	3	6	5.2	0	0	2	1	0	12	10.1	
at LSU	01/04/15	*	21	3-4	.750	0-0	.000	0-2	.000	1	4	5	5.2	0	1	0	1	0	6	9.8	
at Alabama	01/08/15	*	22	5-6	.833	0-0	.000	0-0	.000	0	2	2	5.0	4	1	0	1	0	10	9.8	
#10/11 KENTUCKY	01/11/15	*	36	4-9	.444	0-0	.000	1-2	.500	4	7	11	5.4	1	2	4	3	1	9	9.8	
at Mizzou	01/15/15	*	34	3-10	.300	0-0	.000	2-4	.500	4	10	14	5.9	2	1	2	1	0	8	9.6	
at Florida	01/19/15	*	21	3-4	.750	0-0	.000	0-0	.000	0	2	2	5.7	1	4	2	1	0	6	9.4	
#12/10 TEXAS A&M	01/26/15	*	24	5-9	.556	0-0	.000	2-4	.500	1	6	7	5.7	5	0	1	2	0	12	9.6	
ALABAMA	01/29/15	*	21	4-5	.800	0-0	.000	0-1	.000	1	0	1	5.5	3	1	4	0	1	8	9.5	
at Ole Miss	02/01/15	*	32	2-4	.500	0-0	.000	2-8	.250	1	4	5	5.5	2	2	0	2	0	6	9.3	
at #22/21 Georgia	02/05/15	*	22	1-7	.143	0-0	.000	0-1	.000	9	5	14	5.9	2	2	0	3	0	2	9.0	
at #2/2 Connecticut	02/09/15	*	33	8-17	.471	0-0	.000	1-3	.333	7	4	11	6.1	1	0	3	0	1	17	9.3	
LSU	02/12/15	*	25	3-5	.600	0-0	.000	0-0	.000	2	7	9	6.2	0	5	1	1	1	6	9.2	
VANDERBILT	02/15/15	*	22	3-5	.600	0-0	.000	0-0	.000	6	3	9	6.3	1	1	4	0	2	6	9.1	
at Arkansas	02/19/15	*	28	1-4	.250	0-0	.000	0-0	.000	0	3	3	6.2	2	3	3	0	0	2	8.8	
#6/6 TENNESSEE	02/23/15	*	33	9-14	.643	0-0	.000	1-2	.500	9	5	14	6.5	0	2	2	1	1	19	9.2	
#11/13 MISS. STATE	02/26/15	*	25	2-3	.667	0-0	.000	0-2	.000	1	5	6	6.5	2	1	3	1	0	4	9.0	
at #13/15 Kentucky	03/01/15	*	23	3-3	1.000	0-0	.000	1-1	1.000	1	1	2	6.3	4	3	1	0	0	7	8.9	
vs Arkansas	03/06/15	*	35	3-6	.500	0-0	.000	0-0	.000	1	3	4	6.2	3	2	2	3	1	6	8.8	
vs LSU	03/07/15	*	30	4-9	.444	0-0	.000	3-5	.600	4	6	10	6.4	0	3	0	0	2	11	8.9	
vs #5/5 Tennessee	03/08/15	*	34	7-15	.467	0-0	.000	0-0	.000	5	3	8	6.4	1	1	0	1	1	14	9.1	
SAVANNAH STATE	3/20/15	*	20	6-6	1.000	0-0	.000	0-0	.000	0	1	1	6.2	2	2	2	1	1	12	9.2	
SYRACUSE	3/22/15	*	25	6-8	.750	0-0	.000	1-1	1.000	2	8	10	6.4	1	2	0	0	0	13	9.3	
vs #15/12 North Carolina	03/27/15	*	32	1-6	.167	0-0	.000	3-8	.375	2	5	7	6.4	1	2	2	1	1	5	9.1	
vs #7/7 Florida State	03/29/15	*	31	3-7	.429	0-0	.000	1-2	.500	1	3	4	6.3	1	2	3	0	0	7	9.1	
Totals			36	945	148-263	.563	0-1	.000	31-73	.425	98	129	227	6.3	58	69	59	38	19	327	9.1

Games played: 36  
Minutes/game: 26.3  
Points/game: 9.1  
FG Pct: 56.3  
3FG Pct: 0.0  
FT Pct: 42.5

Rebounds/game: 6.3  
Assists/game: 1.9  
Turnovers/game: 1.6  
Assist/turnover ratio: 1.2  
Steals/game: 0.5  
Blocks/game: 1.1



# JATARIE WHITE

6-4 • Freshman • Forward • Charlotte, N.C. • Providence Day

# #40

### Career Highlights

No. 7 recruit in 2014 class (espnW) | 2014 High School All-America (WBCA, McDonald's)

- Has played in 20 games, missing nine (Dec. 4 - Jan. 8) with a foot injury and three due to illness (Jan. 26-Feb. 1)
- Has scored in double figures two times
- Played in all three SEC Tournament contests as well as the NCAA Tournament games in Columbia
- Swiped a career-high two steals in nine minutes against Syracuse (Mar. 22)
- Enjoyed her most offensive productivity since missing games due to illness with six points against Savannah State (Mar. 20)
- Was outstanding in return from three-game absence due to illness with a career-high seven rebounds at #22/21 Georgia, including four to go with her four points in the first half as Gamecocks established a lead
- Made her SEC debut with three offensive rebounds in just five minutes against #10/11 Kentucky (Jan. 11)
- Netted 10 points in just 15 minutes against Wisconsin (Nov. 27)
- Scored double digits for first time her career with 11 points in 17 minutes against Clemson (Nov. 20)
- Made her collegiate debut against Southern Cal (Nov. 15), grabbing two rebounds in three minutes of action.

	Season	Career	Miscellaneous
Double-Double	0	0	
10+ Points	2	2	
5+ Assists	0	0	
5+ Steals	0	0	
Tm-High Pts.	0	0	
Tm-High Assts.	0	0	

		Career Highs
Pts	11 vs. Clemson, 11/20/14	
Rebs	7 at Georgia, 2/5/15	
Blks	2 at Georgia, 2/5/15	
Stls	2 vs. Syracuse, 3/22/15	
Assts	2, 2x, vs. LSU, 2/12/15	
Min	22 vs. San Diego State, 11/23/14	
FG	5 vs. Clemson, 11/20/14	
FT	2, 3x, last vs. Savannah St., 3/20/15	

		SEC Highs
Pts	5 at Georgia, 2/5/15	
Rebs	7 at Georgia, 2/5/15	
Blks	2 at Georgia, 2/5/15	
Stls	1 vs. Vanderbilt, 2/15/15	
Assts	2 vs. LSU, 2/12/15	
Min	21 at Georgia, 2/5/15	
FG	2 at Georgia, 2/5/15	
FT	2 at Vanderbilt, 2/15/15	

		NCAA Highs
Pts	6 vs. Savannah St., 3/20/15	
Rebs	3 vs. Savannah St., 3/20/15	
Blks	1 vs. Savannah St., 3/20/15	
Stls	2 vs. Syracuse, 3/22/15	
Assts	1 vs. Syracuse, 3/22/15	
Min	12 vs. Savannah St., 3/20/15	
FG	2 vs. Savannah St., 3/20/15	
3FG	—	
FT	2 vs. Savannah St., 3/20/15	

### Career NCAA Tournament Game-by-Game

Date	Opponent	GS	MIN	FG-A	3FG-A	FT-A	Reb	PF	A	TO	B	S	TP
3/20/15	Savannah St.		12	2-2	0-0	2-2	3	1	0	1	1	0	6
3/22/15	Syracuse		9	0-0	0-0	0-0	1	0	1	0	0	2	0
3/27/15	#15/12 N. Carolina		0	0-0	0-0	0-0	0	0	0	0	0	0	0
3/29/15	#7/7 Florida St.		0	0-0	0-0	0-0	0	0	0	0	0	0	0
<b>Totals</b>		<b>0</b>	<b>21</b>	<b>2-2</b>	<b>0-0</b>	<b>2-2</b>	<b>4</b>	<b>1</b>	<b>1</b>	<b>1</b>	<b>1</b>	<b>2</b>	<b>6</b>
			<b>10.5</b>	<b>1.000</b>	<b>—</b>	<b>1.000</b>	<b>2.0</b>	<b>0.5</b>					<b>3.0</b>

### Career Stats at South Carolina

Year	GP	GS	Min	Avg	FG	FGA	Pct	3FG	FGA	Pct	FT	FTA	Pct	Off	Def	Tot	Avg	PF	FO	A	TO	Blk	Stl	Pts	Avg
2014-15	20	0	184	9.2	20	49	.408	0	0	—	9	14	.643	16	28	44	2.2	20	0	7	14	5	7	49	2.5



**2014-15 South Carolina Basketball**  
**#3/4 South Carolina Individual Game-by-Game (as of Mar 29, 2015)**  
**All games**



**#40 WHITE, Jatarie**

Opponent	Date	gs	min	Total		3-Pointers		Free throws		Rebounds				pf	a	t/o	blk	stl	pts	avg
				fg-fga	pct	3fg-fga	pct	ft-fa	pct	off	def	tot	avg							
SOUTHERN CAL	11/15/14		3	0-0	.000	0-0	.000	0-0	.000	0	2	2	2.0	1	1	0	0	0	0	0.0
CLEMSON	11/20/14		17	5-12	.417	0-0	.000	1-1	1.000	3	2	5	3.5	0	0	0	0	1	11	5.5
SAN DIEGO STATE	11/23/14		22	3-5	.600	0-0	.000	0-0	.000	1	5	6	4.3	1	0	0	0	1	6	5.7
vs Wisconsin	11/27/14		15	4-7	.571	0-0	.000	2-3	.667	1	2	3	4.0	2	2	0	0	1	10	6.8
vs #22/22 Syracuse	11/28/14		8	0-2	.000	0-0	.000	0-0	.000	0	0	0	3.2	1	0	0	0	0	0	5.4
NC CENTRAL	12/01/14		7	1-1	1.000	0-0	.000	0-0	.000	0	1	1	2.8	2	0	2	0	0	2	4.8
#10/11 KENTUCKY	01/11/15		5	0-1	.000	0-0	.000	0-0	.000	3	0	3	2.9	0	0	1	1	0	0	4.1
at Mizzou	01/15/15		5	0-0	.000	0-0	.000	0-0	.000	1	1	2	2.8	0	0	1	0	0	0	3.6
at Florida	01/19/15		15	1-3	.333	0-0	.000	1-4	.250	2	1	3	2.8	1	0	3	0	0	3	3.6
at #22/21 Georgia	02/05/15		21	2-4	.500	0-0	.000	1-2	.500	0	7	7	3.2	3	0	2	2	0	5	3.7
at #2/2 Connecticut	02/09/15		4	0-1	.000	0-0	.000	0-0	.000	0	0	0	2.9	0	0	1	0	0	0	3.4
LSU	02/12/15		12	0-0	.000	0-0	.000	0-0	.000	1	1	2	2.8	2	2	2	0	0	0	3.1
VANDERBILT	02/15/15		12	1-7	.143	0-0	.000	2-2	1.000	1	3	4	2.9	2	0	0	0	1	4	3.2
#11/13 MISS. STATE	02/26/15		7	0-1	.000	0-0	.000	0-0	.000	0	0	0	2.7	1	0	0	0	0	0	2.9
at #13/15 Kentucky	03/01/15		4	0-2	.000	0-0	.000	0-0	.000	0	0	0	2.5	1	0	0	0	0	0	2.7
vs Arkansas	03/06/15		2	0-0	.000	0-0	.000	0-0	.000	1	0	1	2.4	0	0	0	1	0	0	2.6
vs LSU	03/07/15		3	0-0	.000	0-0	.000	0-0	.000	0	1	1	2.4	0	1	1	0	1	0	2.4
vs #5/5 Tennessee	03/08/15		1	1-1	1.000	0-0	.000	0-0	.000	0	0	0	2.2	0	0	0	0	0	2	2.4
SAVANNAH STATE	3/20/15		12	2-2	1.000	0-0	.000	2-2	1.000	2	1	3	2.3	1	0	1	1	0	6	2.6
SYRACUSE	3/22/15		9	0-0	.000	0-0	.000	0-0	.000	0	1	1	2.2	2	1	0	0	2	0	2.5
Totals		0	184	20-49	.408	0-0	.000	9-14	.643	16	28	44	2.2	20	7	14	5	7	49	2.5

Games played: 20  
 Minutes/game: 9.2  
 Points/game: 2.5  
 FG Pct: 40.8  
 FT Pct: 64.3

Rebounds/game: 2.2  
 Assists/game: 0.4  
 Turnovers/game: 0.7  
 Assist/turnover ratio: 0.5  
 Steals/game: 0.4  
 Blocks/game: 0.3



# A'JA WILSON

6-5 • Freshman • Guard/Forward • Hopkins, S.C. • Heathwood Hall

# #22

### Career Highlights

2015 SEC Freshman of the Year (Coaches, AP)	2014 National High School Player of the Year (WBCA, Naismith, Parade)
2015 All-SEC 1st Team (Coaches, AP)	No. 1 recruit in 2014 class (espnW)
2015 All-America 3rd Team (AP)	2014 McDonald's All-America
2015 Wooden Award Final Ballot	Three-time South Carolina Player of the Year (SCISA; 2012, 2013, 2014)
2015 Naismith Semifinalist	2014 FIBA Americas U18 Championship MVP
2014 Subway All-Classic Team	2014 FIBA Americas U18 Championship (gold)
USBWA National Freshman of the Week (Dec. 1-7)	2013 FIBA U19 World Championship (gold)
5-Time SEC Freshman of the Week (11/24-30; 12/1-7; 12/29-1/4; 1/26-2/1; 2/9-15)	

- Named SEC Freshman of the Year and a First-Team All-SEC selection
- Has played in every game with one start (Southern Cal)
- Ranks 12th in the league in points and rebounds – only freshman among league's top 20 in both categories – coming in second in blocks (1.7)
- Has recorded five double-doubles
- Has scored in double figures 28 times with four 20-point games
- Has led the team in scoring 14 times – Clemson, vs. Wisconsin, NCCU, Charlotte, Savannah State, vs. Liberty, Auburn, at LSU, Texas A&M, Alabama, LSU, Vanderbilt, at Kentucky, Savannah State (NCAA)
- Has been team's top rebounder nine times – San Diego State, vs. Syracuse, NCCU, vs. Liberty, at LSU, at Alabama, Mississippi State, at Kentucky, Savannah State (NCAA)
- Scored eight straight points during late first-half run against #7/7 Florida State, helping cut a nine-point deficit to three at halftime
- Was aggressive against Syracuse (Mar. 22), getting to the free throw line during key 10-3 first-half run that built 20-point lead
- Score nine straight points late in the second half against Savannah State (Mar. 20) in NCAA Tournament debut
- Averaged 3.0 blocks in the SEC Tournament (3 games), including four against Arkansas (Mar. 6) in quarterfinals
- Repeatedly turned away #5/5 Tennessee (Mar. 8) in the SEC Tournament championship, scoring the last four points of the first half as Gamecocks rallied for a three-point halftime lead, then scored four straight points after Lady Vols got within three midway through the second half
- Dominated at #13/15 Kentucky (Mar. 1) for fifth double-double of the season – grabbed school freshman-record 19 rebounds and posted six blocks, a Gamecocks freshman record in an SEC game
- Scored six of last eight points in first half against #11/13 Mississippi State (Feb. 26) to build 13-point halftime lead
- Hit 6-of-7 for 12 points in the first half at Arkansas (Feb. 19), including six in 13-8 run that closed the period
- Became first freshman in Gamecock history to post back-to-back 20-point games in SEC play with 20 points against Vanderbilt (Feb. 15), including seven during a 9-0 run that built a double-digit lead late in the first half
- Dominated LSU (Feb. 12) with career-high 26 points in 25 minutes, including eight points of the Gamecocks' 16-4 run that broke open the game midway through the first half
- Picked up fourth SEC Freshman of the Week award after averaging 15.3 points and 6.7 rebounds in wins over Texas A&M, Alabama and Ole Miss
- Grabbed six of her nine rebounds against #12/10 Texas A&M (Jan. 26) in the second half after helping build first-half lead with 11 of her team-high 18 points
- Posted 10 of her 16 points at Florida (Jan. 19) in the first half, including six during a 14-2 first-half run that broke open the game
- Scored half of team's points in 6-0 run to close first half at LSU (Jan. 4) and added 12 in second half to prevent any Lady Tiger comeback
- Recorded a double-double in Gamecocks' final game of the month for the second time with 17 points and 10 boards against Liberty (Dec. 21) with 11 of those points coming in the second half
- Scored six points during Gamecocks' 12-2 first-half run against Central Michigan (Dec. 20) that turned a five-point lead into a 15-point advantage
- Poured 23 points against Savannah State on best shooting night of the season (8-of-10)
- Captured SEC and USBWA National Freshman of the Week honors after leading team to three wins (Dec. 1-7)
- Capped the team's comeback from four points down in the final 42 seconds at #9/8 Duke (Dec. 7) with a game-winning putback with two seconds left ... three of her four made field goals gave team the lead at different points of the second half

	Season	Career	Miscellaneous
Double-Double	5	5	
20+ Points	4	4	
10+ Points	28	28	
10+ Rebs	5	5	
5+ Blocks	1	1	
Tm-High Pts.	14	14	
Tm-High Rebs.	9	9	

	Opponent	Date	Career Highs
Pts	26	vs. LSU, 2/12/15	
Rebs	19	at Kentucky, 3/1/15	
Blks	6	at Kentucky, 3/1/15	
Stls	3, 4x	last vs. C. Michigan, 12/20/14	
Assts	3, 4x	last vs. Savannah St., 3/20/15	
Min	33	at Kentucky, 3/1/15	
FG	8, 2x	last vs. Sav. St., 12/14/14	
FT	11	vs. LSU, 2/12/15	

	Opponent	Date	SEC Career Highs
Pts	26	vs. LSU, 2/12/15	
Rebs	19	at Kentucky, 3/1/15	
Blks	6	at Kentucky, 3/1/15	
Stls	2	at Ole Miss, 2/1/15	
Assts	3, 2x	last vs. Alabama, 1/29/15	
Min	33	at Kentucky, 3/1/15	
FG	7, 5x	last at Kentucky, 3/1/15	
FT	11	vs. LSU, 2/12/15	

	Opponent	Date	NCAA Highs
Pts	15	vs. Savannah St., 3/20/15	
Rebs	9	vs. Savannah St., 3/20/15	
Blks	2	vs. North Carolina, 3/27/15	
Stls	3	vs. Savannah St., 3/20/15	
Assts	3	vs. Savannah St., 3/20/15	
Min	29	vs. North Carolina, 3/27/15	
FG	7	vs. Savannah St., 3/20/15	
3FG	7	vs. Syracuse, 3/22/15	
FT	7	vs. Syracuse, 3/22/15	

### Career NCAA Tournament Game-by-Game

Date	Opponent	GS	MIN	FG-A	3FG-A	FTA	Reb	PF	A	TO	B	S	TP
3/20/15	Savannah St.		20	7-9	0-0	1-3	9	2	3	1	0	0	15
3/22/15	Syracuse		13	3-5	0-0	7-9	4	2	1	0	1	0	13
3/27/15	#15/12 N. Carolina		29	1-2	0-0	2-2	2	3	0	2	2	0	4
3/29/15	#7/7 Florida St.		14	3-6	0-0	4-5	2	3	1	1	0	0	10
<b>Totals</b>		<b>0</b>	<b>76</b>	<b>14-22</b>	<b>0-0</b>	<b>14-19</b>	<b>17</b>	<b>10</b>	<b>5</b>	<b>4</b>	<b>3</b>	<b>0</b>	<b>42</b>
			<b>19.0</b>	<b>.636</b>	<b>—</b>	<b>.737</b>	<b>4.3</b>	<b>1.3</b>					<b>10.5</b>

- Played good defense against Charlotte (Dec. 4) with career highs in blocks and steals while leading the team with 17 points
- Grabbed five of her eight rebounds against NC Central (Dec. 1) on the offensive end and scored 16 points in just 17 minutes on the floor thanks to 8-of-9 shooting from the free throw line
- Earned SEC Freshman of the Week (Nov. 24-30) and Junkanoo Jam Lucaya Division MVP honors after averaging 13.0 points and a team-high 8.0 rebounds over the two games at the event

(CONTINUED NEXT PAGE)

### Career Stats at South Carolina

Year	GP	GS	Min	Avg	FG	FGA	Pct	3FG	FGA	Pct	FT	FTA	Pct	Off	Def	Tot	Avg	PF	FO	A	TO	Blk	Stl	Pts	Avg
2014-15	36	1	710	19.7	169	318	.531	1	3	.333	127	193	.658	76	158	234	6.5	72	1	35	60	61	31	466	12.9



# A'JA WILSON (CONTINUED)

- Recorded first career double-double against No. 22/22 Syracuse (Nov. 28), including critical play in final two minutes after Gamecocks had taken a narrow lead, recording a blocked shot, a putback and a steal
- Came off bench against Clemson (Nov. 20) to lead team with 18 points on 6-of-8 shooting and 6-of-7 free throws



## 2014-15 South Carolina Basketball #3/4 South Carolina Individual Game-by-Game (as of Mar 29, 2015) All games

### #22 WILSON, A'ja

Opponent	Date	gs	min	Total		3-Pointers		Free throws		Rebounds				pf	a	t/o	blk	stl	pts	avg	
				fg-fga	pct	3fg-fga	pct	ft-fta	pct	off	def	tot	avg								
SOUTHERN CAL	11/15/14	*	16	2-7	.286	0-0	.000	0-2	.000	1	4	5	5.0	0	1	3	1	1	4	4.0	
CLEMSON	11/20/14		20	6-8	.750	0-0	.000	6-7	.857	2	3	5	5.0	0	0	2	1	0	18	11.0	
SAN DIEGO STATE	11/23/14		18	5-9	.556	0-0	.000	5-6	.833	3	6	9	6.3	0	3	0	1	3	15	12.3	
vs Wisconsin	11/27/14		21	4-7	.571	0-0	.000	3-5	.600	1	5	6	6.3	2	1	1	2	3	11	12.0	
vs #22/22 Syracuse	11/28/14		26	5-13	.385	0-0	.000	5-9	.556	4	6	10	7.0	3	0	1	1	2	15	12.6	
NC CENTRAL	12/01/14		17	4-12	.333	0-0	.000	8-9	.889	5	3	8	7.2	2	1	1	0	2	16	13.2	
CHARLOTTE	12/04/14		25	8-12	.667	0-0	.000	1-3	.333	0	3	3	6.6	3	1	2	3	3	17	13.7	
at #9/8 Duke	12/07/14		26	4-8	.500	0-0	.000	2-5	.400	2	3	5	6.4	4	0	3	1	1	10	13.3	
SAVANNAH STATE	12/14/14		21	8-10	.800	0-0	.000	7-10	.700	2	4	6	6.3	2	1	1	2	1	23	14.3	
at Hampton	12/17/14		17	5-9	.556	0-0	.000	2-2	1.000	2	4	6	6.3	3	1	2	1	1	12	14.1	
vs Central Michigan	12/20/14		20	6-9	.667	0-0	.000	0-0	.000	0	5	5	6.2	2	0	1	1	3	12	13.9	
vs Liberty	12/21/14		22	6-11	.545	0-0	.000	5-10	.500	3	7	10	6.5	0	1	0	3	1	17	14.2	
AUBURN	01/02/15		27	6-17	.353	0-0	.000	0-1	.000	2	8	10	6.8	3	1	1	2	0	12	14.0	
at LSU	01/04/15		26	7-11	.636	0-0	.000	7-9	.778	3	10	13	7.2	3	2	5	3	1	21	14.5	
at Alabama	01/08/15		19	3-7	.429	0-0	.000	5-7	.714	0	5	5	7.1	1	3	4	3	1	11	14.3	
#10/11 KENTUCKY	01/11/15		28	3-13	.231	0-0	.000	2-4	.500	4	5	9	7.2	1	1	0	3	0	8	13.9	
at Mizzou	01/15/15		12	1-3	.333	0-0	.000	1-4	.250	1	3	4	7.0	2	0	1	0	0	3	13.2	
at Florida	01/19/15		21	7-11	.636	0-0	.000	2-2	1.000	2	7	9	7.1	1	0	1	1	1	16	13.4	
#12/10 TEXAS A&M	01/26/15		25	6-10	.600	0-0	.000	6-8	.750	1	8	9	7.2	4	1	4	2	1	18	13.6	
ALABAMA	01/29/15		17	7-9	.778	0-0	.000	3-8	.375	3	2	5	7.1	3	3	1	1	0	17	13.8	
at Ole Miss	02/01/15		21	4-12	.333	0-0	.000	3-4	.750	4	2	6	7.0	2	1	1	1	2	11	13.7	
at #22/21 Georgia	02/05/15		9	1-2	.500	0-0	.000	2-4	.500	2	3	5	7.0	5	0	6	2	0	4	13.2	
at #2/2 Connecticut	02/09/15		22	4-8	.500	0-0	.000	2-4	.500	3	3	6	6.9	2	2	1	0	0	10	13.1	
LSU	02/12/15		25	7-12	.583	1-1	1.000	11-15	.733	5	3	8	7.0	1	0	1	2	1	26	13.6	
VANDERBILT	02/15/15		20	5-7	.714	0-0	.000	10-11	.909	2	3	5	6.9	0	2	0	0	1	20	13.9	
at Arkansas	02/19/15		21	7-10	.700	0-1	.000	0-2	.000	2	2	4	6.8	1	1	1	3	0	14	13.9	
#6/6 TENNESSEE	02/23/15		12	3-7	.429	0-0	.000	2-2	1.000	1	0	1	6.6	1	0	0	1	1	8	13.7	
#11/13 MISS. STATE	02/26/15		13	4-11	.364	0-0	.000	5-5	1.000	3	4	7	6.6	3	1	2	2	0	13	13.6	
at #13/15 Kentucky	03/01/15		33	7-16	.438	0-1	.000	2-7	.286	5	14	19	7.0	4	1	5	6	1	16	13.7	
vs Arkansas	03/06/15		19	2-4	.500	0-0	.000	4-4	1.000	2	5	7	7.0	1	1	2	4	0	8	13.5	
vs LSU	03/07/15		21	3-4	.750	0-0	.000	1-3	.333	1	3	4	6.9	1	0	1	2	0	7	13.3	
vs #5/5 Tennessee	03/08/15		13	5-7	.714	0-0	.000	1-2	.500	0	3	3	6.8	2	0	2	3	0	11	13.3	
SAVANNAH STATE	3/20/15		20	7-9	.778	0-0	.000	1-3	.333	3	6	9	6.8	2	3	1	0	0	15	13.3	
SYRACUSE	3/22/15		13	3-5	.600	0-0	.000	7-9	.778	1	3	4	6.8	2	1	0	1	0	13	13.3	
vs #15/12 North Carolina	03/27/15		10	1-2	.500	0-0	.000	2-2	1.000	0	2	2	6.6	3	0	2	2	0	4	13.0	
vs #7/7 Florida State	03/29/15		14	3-6	.500	0-0	.000	4-5	.800	1	1	2	6.5	3	1	1	0	0	10	12.9	
Totals			1	710	169-318	.531	1-3	.333	127-193	.658	76	158	234	6.5	72	35	60	61	31	466	12.9

Games played: 36  
 Minutes/game: 19.7  
 Points/game: 12.9  
 FG Pct: 53.1  
 3FG Pct: 33.3  
 FT Pct: 65.8

Rebounds/game: 6.5  
 Assists/game: 1.0  
 Turnovers/game: 1.7  
 Assist/turnover ratio: 0.6  
 Steals/game: 0.9  
 Blocks/game: 1.7



## South Carolina's NCAA Tournament History

### 1982 • No. 3 in Midwest Region • Sweet 16 • Head Coach: Terry Kelly • Final record: 23-8 overall

Date	Opponent	Result	Score	Site	SC Points	SC Rebs.	Opp. Points	Opp. Rebs.
3/14	No. 6 East Carolina	W	79-54	Columbia, S.C.	30-Southers	19-Southers, Foster	14-Denkler	9-Chaney
3/18	vs. No. 2 Kentucky	L	69-73	Ruston, La.	23-Foster	19-Foster	29-Still	13-Still

### 1986 • No. 7 Seed in Mideast Region • First Round • Head Coach: Nancy Wilson • Final record: 19-11 overall; 9-1 Metro

Date	Opponent	Result	Score	Site	SC Points	SC Rebs.	Opp. Points	Opp. Rebs.
3/12	No. 10 Middle Tenn. St.	L	77-78 (OT)	Columbia, S.C.	24-Southers	18-Gilmore	20-Willbanks	11-Willbanks

### 1988 • No. 8 Seed in Midwest Region • Second Round • Head Coach: Nancy Wilson • Final record: 23-11 overall; 10-2 Metro

Date	Opponent	Result	Score	Site	SC Points	SC Rebs.	Opp. Points	Opp. Rebs.
3/16	No. 9 Alabama	W	77-63	Columbia, S.C.	21-Middleton	11-Parker	22-Vaughn	12-Heard
3/20	at No. 1 Texas	L	58-77	Austin, Texas	15-Parker	10-Hawkins	19-Wimbish	9-Conwell

### 1989 • No. 6 Seed in Midwest Region • First Round • Head Coach: Nancy Wilson • Final record: 23-7 overall; 10-2 Metro

Date	Opponent	Result	Score	Site	SC Points	SC Rebs.	Opp. Points	Opp. Rebs.
3/15	No. 11 Tenn. Tech	L	73-77	Columbia, S.C.	31-Hunt	12-Hunt	23-Brown	12-Clayton

### 1990 • No. 5 Seed in Mideast Region • Sweet 16 • Head Coach: Nancy Wilson • Final record: 24-9 overall; 13-1 Metro

Date	Opponent	Result	Score	Site	SC Points	SC Rebs.	Opp. Points	Opp. Rebs.
3/14	No. 12 Bowling Green	W	93-50	Columbia, S.C.	22-Middleton	11-Hunt	15-Thompson	7-Bonner
3/17	at No. 4 Northwestern	W	76-67	Evanston, Ill.	21-Middleton	15-Banner	19-Savage	7-Savage, Kennelly
3/22	vs. No. 1 Washington	L	61-73	Iowa City, Iowa	20-Hunt	10-Hunt	17-Deden	10-Deden

### 1991 • No. 7 Seed in Mideast Region • First Round • Head Coach: Nancy Wilson • Final record: 22-9 overall; 12-2 Metro

Date	Opponent	Result	Score	Site	SC Points	SC Rebs.	Opp. Points	Opp. Rebs.
3/13	at No. 10 Vanderbilt	L	64-73	Nashville, Tenn.	27-Williams	14-Williams	24-Scholtens	16-Scholtens

### 2002 • No. 3 Seed in East Region • Elite Eight • Head Coach: Susan Walvius • Final record: 25-7 overall; 10-4 SEC

Date	Opponent	Result	Score	Site	SC Points	SC Rebs.	Opp. Points	Opp. Rebs.
3/16	No. 14 Liberty	W	69-61	Columbia, S.C.	19-Ujhelyi	14-Penn	19-Walker	9-Foreid
3/18	No. 6 Cincinnati	W	75-56	Columbia, S.C.	21-Geter	10-Geter	13-Sharp, King	8-Wilder
3/23	vs. No. 7 Drake	W	79-65	Raleigh, N.C.	19-Penn, Gortman	8-Penn	20-Bennett	8-Anderson
3/25	vs. No. 1 Duke	L	68-77	Raleigh, N.C.	17-Gortman	9-Penn	24-Beard	7-Beard, Tillis

### 2003 • No. 5 Seed in East Region • Second Round • Head Coach: Susan Walvius • Final record: 23-8 overall; 9-5 SEC

Date	Opponent	Result	Score	Site	SC Points	SC Rebs.	Opp. Points	Opp. Rebs.
3/23	vs. No. 12 Chattanooga	W	68-54	University Park, Pa.	18-Ciocan	14-Ujhelyi	18-Warfield	7-Patton
3/25	at No. 4 Penn State	L	67-77	University Park, Pa.	21-Penn	9-Penn	27-Mazzante	4-Joseph, Wright

### 2012 • No. 5 Seed in Fresno Region • Sweet 16 • Head Coach: Dawn Staley • Final record: 25-10 overall; 10-6 SEC

Date	Opponent	Result	Score	Site	SC Points	SC Rebs.	Opp. Points	Opp. Rebs.
3/17	vs. No. 12 E. Michigan	W	80-48	W. Lafayette, Ind.	12-Grant	7-Bruner	14-Redditt	12-Watkins
3/19	at No. 4 Purdue	W	72-61	W. Lafayette, Ind.	21-Grant	8-Welch	15-Houser	13-Ostarello
3/25	vs. No. 1 Stanford	L	60-76	Fresno, Calif.	18-Sutton	12-Welch	39-N. Ogwumike	10-Ogwumike, Ogwumike

### 2013 • No. 4 Seed in Norfolk Region • Second Round • Head Coach: Dawn Staley • Final record: 25-8 overall; 11-5 SEC

Date	Opponent	Result	Score	Site	SC Points	SC Rebs.	Opp. Points	Opp. Rebs.
3/23	vs. No. 13 S. Dakota State	W	74-52	Boulder, Colo.	15-Bruner, Walker	11-Bruner	15-Eide	4-Boever, Dietel, Lingle
3/25	vs. No. 12 Kansas	L	69-75	Boulder, Colo.	16-Bruner, Welch	12-Bruner	27-Engelman	12-Gardner

### 2014 • No. 1 Seed in Stanford Region • Sweet 16 • Head Coach: Dawn Staley • Final record: 29-5 overall; 14-2 SEC

Date	Opponent	Result	Score	Site	SC Points	SC Rebs.	Opp. Points	Opp. Rebs.
3/23	vs. No. 16 CSUN	W	73-58	Seattle, Wash.	24-Mitchell	16-Coates	26-Sharpe	6-Sharpe, Fong
3/25	vs. No. 9 Oregon State	W	78-69	Seattle, Wash.	21-Welch	11-Welch, Coates	21-Weisner	9-Gibson
3/30	vs. No. 4 North Carolina	L	58-65	Palo Alto, Calif.	22-Coates	11-Coates	19-DeShields	9-Mavunga

### 2015 • No. 1 Seed in Greensboro Region

Date	Opponent	Result	Score	Site	SC Points	SC Rebs.	Opp. Points	Opp. Rebs.
3/20	vs. No. 16 Savannah State	W	81-48	Columbia, S.C.	15-Wilson	9-Wilson	21-Kalu	8-Davis
3/22	vs. No. 8 Syracuse	W	97-68	Columbia, S.C.	14-Coates, Mitchell	10-Welch	23-Peterson	7-Briana Day
3/27	vs. No. 4 North Carolina	W	67-65	Greensboro, N.C.	18-Cotes, Mitchell	10-Coates	15-Coleman	13-Mavunga
3/29	vs. No. 2 Florida State	W	80-74	Greensboro, N.C.	21-Mitchell	6-Mitchell	13-Romero	7-Romero

**Tournament Field:** 32 teams 1982, 1984-85; 40 teams 1983, 1986-88; 48 teams 1989-93; 64 teams 1994-present  
Opponents listed with regional seed, not national ranking

# South Carolina's NCAA Tournament Game-by-Game NCAA Tournament Line Scores

Date	Team	Site	Result	1st	2nd	OT	Total	FG-A	Pct.	3FG-A	Pct.	FT-A	Pct.	REBOUNDS					
														Off-Def-Tot	PF	A	TO	Blk	Stl
3/14/82	South Carolina	H	W	34	45	-	79	33-57	.579	-	-	13-22	.591	50	21	20	25	8	7
	East Carolina			14	40	-	54	21-75	.280	-	-	12-22	.545	40	23	12	17	0	11
3/18/82	South Carolina	N	L	34	35	-	69	32-67	.478	-	-	5-9	.555	13-37-50	17	18	26	4	6
	Kentucky			38	35	-	73	33-74	.446	-	-	7-16	.438	13-22-35	14	17	12	0	12
3/12/86	South Carolina	H	L (OT)	35	31	11	77	32-70	.457	-	-	13-20	.650	48	18	22	16	3	9
	Middle Tennessee State			28	38	12	78	35-79	.443	-	-	8-17	.471	48	22	20	15	4	8
3/16/88	South Carolina	H	W	34	43	-	77	24-44	.545	1-3	.333	28-45	.622	13-31-44	17	18	22	7	10
3/20/88	Alabama	A	L	22	41	-	63	26-72	.361	2-12	.167	9-21	.429	21-22-43	31	11	19	0	14
	South Carolina			30	28	-	58	25-65	.385	0-4	.000	8-12	.667	21-24-45	19	7	24	2	7
3/15/89	Texas	A	L	34	43	-	77	32-68	.471	0-0	-	13-24	.542	15-21-36	15	11	13	3	13
	South Carolina			49	24	-	73	28-58	.483	3-9	.333	14-17	.824	12-17-29	16	21	16	4	8
3/14/90	Tennessee Tech	H	L	38	39	-	77	34-67	.504	1-3	.333	8-13	.615	16-24-40	15	15	21	1	9
	South Carolina			42	51	-	93	36-60	.600	4-7	.571	17-23	.739	8-35-43	16	23	20	3	13
3/17/90	Bowling Green	H	W	22	28	-	50	19-65	.292	0-7	.000	12-16	.750	11-22-33	16	12	25	0	10
	South Carolina			38	38	-	76	32-67	.478	5-5	1.000	7-12	.583	13-26-39	15	7	13	0	5
3/22/90	Northwestern	A	W	32	35	-	67	28-60	.467	0-2	.000	11-14	.786	9-25-34	17	15	11	0	6
	South Carolina			26	35	-	61	25-66	.378	1-6	.167	10-16	.625	18-16-34	13	8	21	0	10
3/13/91	Washington	N	L	29	44	-	73	32-59	.542	1-3	.333	8-10	.800	11-27-38	17	9	17	3	9
	South Carolina			31	33	-	64	26-64	.406	4-18	.222	8-13	.615	15-25-40	20	13	14	1	4
3/16/02	Vanderbilt	A	L	25	48	-	73	26-62	.419	3-14	.214	18-23	.783	13-29-42	12	16	10	5	6
	South Carolina			41	28	-	69	26-64	.406	4-16	.250	13-23	.565	19-28-47	16	22	19	3	10
3/18/02	Liberty	H	W	29	32	-	61	24-64	.375	2-11	.182	11-15	.733	16-28-44	19	10	19	3	7
	South Carolina			27	48	-	75	29-66	.439	4-12	.333	13-17	.765	14-30-44	13	19	12	5	9
3/23/02	Cincinnati	H	W	24	32	-	56	20-62	.323	8-19	.421	8-9	.889	13-26-39	13	9	18	2	3
	South Carolina			39	40	-	79	31-66	.470	7-15	.467	10-15	.667	20-17-37	14	20	12	1	16
3/25/02	Drake	N	L	23	42	-	65	24-50	.480	6-18	.333	11-14	.786	11-18-29	11	15	21	3	6
	South Carolina			22	46	-	68	30-68	.441	4-10	.400	4-6	.667	11-25-36	20	13	16	1	12
3/23/03	Duke	N	L	35	42	-	77	28-58	.483	3-10	.300	18-24	.750	9-26-35	9	19	14	9	7
	South Carolina			35	33	-	68	24-61	.393	6-28	.214	14-18	.778	18-29-47	17	15	20	3	7
3/25/03	Chattanooga	N	W	32	22	-	54	21-60	.350	4-20	.200	8-13	.615	11-20-31	15	16	17	0	12
	South Carolina			23	44	-	67	23-57	.404	6-18	.333	15-20	.750	13-28-41	19	15	22	3	8
3/17/12	Penn State	A	L	37	40	-	77	30-60	.500	7-18	.389	10-16	.625	7-23-30	19	21	13	2	14
	South Carolina			39	41	-	80	32-60	.533	5-19	.263	11-14	.786	11-27-38	18	22	17	11	11
3/19/12	Eastern Michigan	N	W	23	25	-	48	16-60	.267	0-3	.000	16-22	.727	16-20-36	12	10	17	3	6
	South Carolina			33	39	-	72	28-57	.491	6-16	.375	10-20	.500	10-20-30	15	11	12	2	11
3/24/12	Purdue	A	W	26	35	-	61	22-56	.393	4-10	.400	13-17	.765	16-24-40	21	16	20	5	6
	South Carolina			30	30	-	60	25-68	.368	4-12	.333	6-10	.600	18-20-38	19	10	11	3	7
3/23/13	Stanford	N	L	36	40	-	76	28-53	.528	1-1	1.000	19-25	.760	9-27-36	11	15	11	9	5
	South Carolina			44	30	-	74	25-52	.481	4-11	.364	20-26	.769	8-32-40	13	13	15	5	10
3/25/13	South Dakota State	N	W	26	26	-	52	17-52	.327	3-14	.214	15-18	.833	5-23-28	21	6	16	2	10
	South Carolina			41	28	-	69	27-72	.375	2-8	.250	13-22	.591	26-21-47	15	9	13	4	9
3/23/14	Kansas	N	L	42	33	-	75	29-63	.460	5-10	.500	12-18	.667	17-26-43	17	14	15	6	7
	South Carolina			36	37	-	73	22-50	.440	2-9	.222	27-43	.643	15-37-52	16	17	11	8	1
3/25/14	Cal St. Northridge	N	W	26	32	-	58	21-68	.309	5-15	.333	11-15	.733	13-23-36	28	8	5	4	3
	South Carolina			34	44	-	78	20-54	.370	4-6	.667	34-43	.791	16-29-45	18	10	9	2	6
3/30/14	Oregon State	N	W	25	44	-	69	25-65	.385	10-30	.333	9-18	.500	17-23-40	21	15	14	7	5
	South Carolina			21	37	-	58	23-61	.377	4-12	.333	8-10	.800	13-22-35	19	12	13	5	5
3/20/15	North Carolina	N	L	29	36	-	65	24-58	.414	4-14	.286	13-18	.722	11-24-35	15	11	12	4	7
	South Carolina			43	38	-	81	34-53	.642	3-11	.273	10-15	.667	12-21-33	20	23	15	5	10
3/22/15	Savannah State	H	W	30	18	-	48	17-51	.333	2-9	.222	12-19	.632	14-10-24	17	4	15	2	8
	South Carolina			53	44	-	97	32-58	.552	8-19	.421	25-31	.806	9-31-40	19	20	12	4	5
3/22/15	Syracuse	H	W	25	43	-	68	21-63	.333	8-26	.308	18-23	.783	13-22-35	24	8	13	4	3
	South Carolina			29	38	-	67	20-46	.435	7-16	.438	20-28	.714	8-29-37	17	14	15	5	4
3/22/15	North Carolina	N	W	25	40	-	65	23-62	.371	4-13	.308	15-20	.750	13-23-36	22	9	9	4	8
	South Carolina			38	42	-	80	30-49	.612	2-5	.400	18-27	.667	7-21-28	18	14	12	5	6
3/22/15	Syracuse	N	W	41	33	-	74	25-59	.424	8-16	.500	16-21	.762	16-17-33	26	13	12	1	4

## South Carolina NCAA Tournament Records

South Carolina	Individual	Team
Most Points	31 by Beth Hunt vs. Tennessee Tech, 3/15/89	97 vs. Syracuse, 3/22/15
Fewest Points		58 vs. North Carolina, 3/30/14 58 at Texas, 3/20/88
Margin of Victory		43 (93-50) vs. Bowling Green, 3/14/90
Margin of Defeat		19 (58-77) at Texas, 3/20/88
Field Goals Made	13 by Brantley Southers vs. East Carolina, 3/14/82	36 vs. Bowling Green, 3/14/90
Field Goal Attempts	23 by Brantley Southers vs. Middle Tennessee State, 3/12/86	72 vs. Kansas, 3/25/13
Field Goal Percentage (Min. 10 FGA)	.800 (8-10) by Jocelyn Penn at Penn State, 3/25/03	.642 (34-53) vs. Savannah State, 3/20/15
3-Point Field Goals Made	5 by Karen Middleton at Northwestern, 3/17/90	8 vs. Syracuse, 3/22/15
3-Point Field Goal Attempts	12 by Karen Middleton at Vanderbilt, 3/13/91	28 vs. Chattanooga, 3/23/03
3-Point FG Percentage (Min. 5/10 3FGA)	1.000 (5-5) by Karen Middleton at Northwestern, 3/17/90	.467 (7-15) vs. Drake, 3/23/02
Free Throws Made	13 by Tiffany Mitchell vs. CSU Northridge, 3/23/14	34 vs. Oregon State, 3/25/14
Free Throw Attempts	17 by Tiffany Mitchell vs. CSU Northridge, 3/23/14	45 vs. Alabama, 3/16/88
Free Throw Percentage (Min. 10/20 FTA)	1.00 (10-10) by Alaina Coates vs. North Carolina, 3/27/15	.806 (25-31) vs. Syracuse, 3/22/15
Rebounds	19 by Sheila Foster vs. Kentucky, 3/18/82 19 by Sheila Foster vs. East Carolina, 3/14/82 19 by Brantley Southers vs. East Carolina, 3/14/82	52 vs. CSU Northridge, 3/23/14
Offensive Rebounds	8 by Aleighsa Welch vs. Kansas, 3/25/13 8 by Aleighsa Welch vs. Stanford, 3/24/12	21 at Texas, 3/20/88
Assists	9 by Martha Parker vs. Tennessee Tech, 3/15/89	23 vs. Savannah State, 3/20/15 23 vs. Bowling Green, 3/14/90
Blocked Shots	5 by Elem Ibiyam vs. Eastern Michigan, 3/17/12	11 vs. Eastern Michigan, 3/17/12
Steals	6 by Jocelyn Penn vs. Drake, 3/23/02 6 by Monica Williams vs. Alabama, 3/16/88	16 vs. Drake, 3/23/02
<b>Opponent</b>		
Opponent	Individual	Team
Most Points	29 by Valerie Still, Kentucky, 3/18/82	78 by Middle Tennessee State, 3/12/86
Fewest Points		48 by Savannah State, 3/20/15 48 by Eastern Michigan, 3/27/12
Field Goals Made	12 by Valerie Still, Kentucky, 3/18/82 12 by Wendy Scholtens, Vanderbilt, 3/13/91	35 by Middle Tennessee State, 3/12/86
Field Goal Attempts	23 by Alexis Peterson, Syracuse, 3/22/15 23 by Angela Brown, Tennessee Tech, 3/15/89 23 by Valerie Still, Kentucky, 3/18/82	79 by Middle Tennessee State, 3/12/86
Field Goal Percentage (Min. 10 FGA)	.818 (9-11) Carla Bennett, Drake, 3/23/02	.542 (32-59) by Washington, 3/22/90
3-Point Field Goals Made	5 by Jamie Weisner, Oregon State, 3/25/14	10 by Oregon State, 3/25/14
3-Point Field Goal Attempts	12 by Jamie Weisner, Oregon State, 3/25/14	30 by Oregon State, 3/25/14
3-Point FG Percentage (Min. 5/10 3FGA)	.600 (3-5) by Krista Gingrich, Duke, 3/25/02	.500 (5-10) by Kansas, 3/25/13
Free Throws Made	8 by Stephanie Walker, Liberty, 3/16/02	18 by Syracuse, 3/22/15 18 by Duke, 3/25/02 18 by Vanderbilt, 3/13/91
Free Throw Attempts	10 by Valerie Still, Kentucky, 3/18/82	24 by Duke, 3/25/02 24 by Texas, 3/20/88
Free Throw Percentage (Min. 10/20 FTA)	.917 (11-12) by Nnemkadi Ogumike, Stanford, 3/24/12	.783 (18-23) by Vanderbilt, 3/13/91
Rebounds	16 by Wendy Scholtens, Vanderbilt, 3/13/91	48 by Middle Tennessee State, 3/12/86
Assists	8 by Angel Goodrich, Kansas, 3/25/13 8 by Jess Strom, Penn State, 3/25/03	21 by Penn State, 3/25/03
Blocked Shots	4 by Camille Mahlkecht, CSU Northridge, 3/23/14 4 by Michele Matyasovsky, Duke, 3/25/02	9 by Duke, 3/25/02
Steals	5 by Tanisha Wright, Penn State, 3/25/03 5 by Alan Beard, Duke, 3/25/02 5 by Kim Webb, Middle Tennessee State, 3/12/86	14 by Penn State, 3/25/03 14 by Alabama, 3/16/88