



SOUTH CAROLINA VOLLEYBALL

UPCOMING OPPONENTS

 Georgia (13-3, 3-1 SEC) Fri., Oct. 11, 7 PM <i>VCF</i> Series History Georgia leads 45-18 Trend SC won last two Last Time SC won 3-0 (9/14/12)	 No. 15 Kentucky (12-3, 4-0 SEC) Sun., Oct. 13, 1:30 PM <i>VCF</i> Series History Kentucky leads 28-18 Trend Kentucky won three straight Last Time Kentucky won 3-0 (11/4/12)	 Mississippi State (9-7, 0-2 SEC) Fri., Oct. 18, 8 PM <i>Newell-Grissom Building</i> Series History SC leads 28-10 Trend SC won last three Last Time SC won 3-0 (11/9/12)	 Mississippi (10-7, 0-4 SEC) Sun., Oct. 20, 2 PM <i>Gillom Sports Center</i> Series History SC leads 24-15 Trend Mississippi won three straight Last Time Mississippi won 3-0 (10/21/12)
--	--	--	--

2013 SCHEDULE (10-6, 2-2 SEC)

DATE	OPPONENT (TV)	RESULT/TIME
8/30	South Carolina State%	W, 3-0
8/30	Florida International%	W, 3-0
8/31	High Point%	W, 3-0
9/6	at Clemson#	L, 3-2
9/7	vs. Furman#	L, 3-1
9/7	vs. Winthrop#	L, 3-2
9/13	vs. Utah State^	W, 3-1
9/13	vs. Liberty^	W, 3-0
9/14	at Duke^	L, 3-1
9/20	Western Carolina&	W, 3-0
9/21	Robert Morris&	W, 3-1
9/21	Presbyterian&	W, 3-0
9/27	at Missouri*	L, 3-0
9/29	at Tennessee*	W, 3-1
10/4	Arkansas*	L, 3-2
10/6	Texas A&M*	W, 3-1
10/11	Georgia*	7 PM
10/13	Kentucky*	1:30 PM
10/18	at Mississippi State*	8 PM
10/20	at Mississippi*	2 PM
10/25	Tennessee*	7 PM
10/27	Auburn*	1:30 PM
10/30	Coastal Carolina	6 PM
11/8	at Kentucky*	7 PM
11/10	at Georgia*	1:30 PM
11/13	at Florida* (ESPNU)	6 PM
11/15	Alabama*	7 PM
11/17	Missouri*	1:30 PM
11/22	at Arkansas	8 PM
11/24	LSU*	1:30 PM
11/27	at Texas A&M	7:30 PM

INSIDE

NOTES (p. 2-13)

- ✓ Overview of the Gamecocks (p. 2)
- ✓ Review of last week (p. 2)
- ✓ Scouting Georgia (p. 2)
- ✓ Scouting Kentucky (p. 2-3)
- ✓ Thévenin in the record books (p. 3)
- ✓ Gamecocks in SEC/NCAA stats (p. 3)
- ✓ Packing the VCF (p. 3)
- ✓ All-time records (p. 4)
- ✓ Double-doubles, double-figure kills, digs (p. 5-6)
- ✓ Season stats, match-by-match leaders, career records, team and individual match records (p. 7-13)

PERSONNEL PAGES (p. 14-31)

- ✓ Head coach Scott Swanson's bio (p. 14)
- ✓ 2013 active players' individual pages (p. 15-31)

2013 ROSTER

NO	NAME	HT	POS	YR	EXP	HOMETOWN (HIGH SCHOOL)
1	Helen Récaborde	5-10	S	Fr.	HS	Atlanta, Ga. (Atlanta International)
2	Erin Neuenfeldt	5-10	OH/DS	Fr.	HS	Birmingham, Mich. (Seaholm)
3	Dessaa Legros	5-10	MB/OH	Fr.	HS	Kennesaw, Ga. (Allatoona)
4	Darian Dozier	6-1	MB/RS	So.	1L	Sandy Spring, Md. (St. Johns College)
6	Sarah Blomgren	5-11	RS/OH	So.	1L	Canyon Country, Calif. (Saugus)
7	Jacqy Angermiller	6-2	MB/RS	Fr.	HS	Dallas, Texas (LD Bell)
8	Kellie McNeil	6-0	S	RS So.	TR	Eagan, Minn. (Lakeville North)
9	Megan Kirkland	5-7	DS/Libero	Fr.	HS	Lugoff, S.C. (Lugoff-Elgin)
10	Michaela Christiaansen	5-9	Libero	Jr.	TR	Tucson, Ariz. (Ironwood Ridge)
12	Juliette Thévenin	6-2	OH	Sr.	3L	Mont-sur-Marchinne, Belgium
13	Gabrielle Rubeis	5-7	DS/S	Fr.	HS	Gainesville, Fla. (Buchholz)
14	Katlyn McDaniel	6-0	MB	Fr.	HS	Columbia, S.C. (Spring Valley)
15	Lindsey Craft	5-7	Libero	Sr.	3L	Alpharetta, Ga. (Chattahoochee)
16	KoKo Atoa-Williams	5-10	OH	Fr.	HS	Reno, Nev. (Bishop Manogue)
17	Elizabeth Johnbull	6-0	MB	So.	1L	Pflugerville, Texas (Connally)
20	Abby Feruck	6-0	MB/RS	Fr.	HS	Atlanta, Ga. (Blessed Trinity)
21	Jordan Wilson-Talmadge	5-7	DS/Libero	Fr.	HS	Orlando, Fla. (First Academy)

Manager: Melissa Kearse

All times Eastern

Home matches in bold

% Gamecock Invitational

Big Orange Bash

^Blue Devil Classic

& Carolina Classic

* SEC match

GAMECOCK STAFF

Head Coach.....	Scott Swanson
Alma Mater.....	Arizona State, 1995
Overall Record (Years).....	92-97 (6+)
SC Record (Years).....	42-36 (2+)
Associate Head Coach.....	Julie Darty
Alma Mater.....	Mercer, 2008
Year at SC.....	2nd
Assistant Coach.....	RJ Abella
Alma Mater.....	Wichita State, 2009
Year at SC.....	1st
Volunteer Assistant.....	Drew Burdette
Director of Operations.....	Amanda Brungs
Graduate Assistant.....	Morgan Thomas

QUICK FACTS

LocationColumbia, S.C.
 Founded1801
 Enrollment..... 31,288
 Colors Garnet (PMS 202C) & Black
 Nickname..... Gamecocks
 Affiliation.....NCAA Division I
 Conference Southeastern (Eastern Division)
 PresidentDr. Harris Pastides
 Athletic Director..... Ray Tanner
 Home Court..... Volleyball Competition Facility
 2012 Record..... 18-14
 2012 Conference Record.....6-14
 2012 Conference Finish..... 6th East
 Starters Returning/Lost +Libero..... 2/4+1
 Letterwinners Returning/Lost 5/11
 Newcomers12

MEDIA INFORMATION

Director of Media Relations Steve Fink
 Asst. Director/VolleyballJustin Holt
 Office Phone(803) 777-7872
 Email jnholt@mailbox.sc.edu
 Personal Phone..... (803) 447-99559
 Office Fax(803) 777-2967
 Department Website.....GamecocksOnline.com
 Dept. Facebook.....facebook.com/GamecocksOnline
 Team Facebook..facebook.com/GamecockVolleyball
 Dept. Twitter twitter.com/GamecocksOnline
 Team Twitter..... twitter.com/GamecockVolley
 Team Facebook..facebook.com/GamecockVolleyball
 Mailing Address 1304 Heyward St.
 Rice Athletics Center
 Columbia, SC 29208

PRONUNCIATION GUIDE

Juliette Thévenin..... TAY-vah-nah
 Sarah Blomgren BLOHM-grin
 Michaela ChristiaansenMi-KAY-la
 Helen Récaborde..... RECK-uh-board
 Erin Neuenfeldt.....NEW-en-felt
 Dessaa Legros.....Luh-GROSS
 KoKo Atoa-Williams Uh-TOE-uh
 Gabrielle RubeisROO-bis
 Jordan Wilson-TalmadgeTAL-mehj

ABBREVIATIONS

When needing to abbreviate South Carolina for your scoreboard or broadcast boxes, the preferred shortenings are S. Carolina or SC. Please refrain from using USC or SCAR when referring to the University of South Carolina. Proper logos and wordmarks can be emailed for use by any media outlet upon request. Thanks.

NOTEWORTHY

SOUTH CAROLINA QUICK HITS

- South Carolina enters its third season with head coach Scott Swanson.
- Last year’s team went 18-14, the program’s second winning season in the last decade and the most wins since 2008 (21).
- The Gamecocks return five letterwinners from a year ago, including two starters (senior Juliette Thévenin, sophomore Darian Dozier).
- With the departure of 11 letterwinners, South Carolina lost 97 percent of its production from last season in assists (1,346), 78.1 percent in digs (1,252) and 58.9 percent in kills (876).
- The 2012 Gamecocks improved their offensive efficiency for the second straight year, raising their hitting percentage 29 points to .255, which ranked third in the SEC.
- South Carolina returns its leader in kills (Juliette Thévenin, 453) and its second-leading blocker (Darian Dozier, 67).

LAST TIME OUT

The Gamecocks went 1-1 in SEC play at home last weekend, dropping a thrilling five-set match with Arkansas and defeating Texas A&M in four sets. The win is the program’s first ever over the Aggies in five tries. The Gamecocks enter this week’s action at 10-6 overall and 2-2 in the SEC. Senior outside hitter Juliette Thévenin led South Carolina offensively, averaging 4.56 kills per set on the weekend. She has recorded double-doubles in three straight matches after finishing with 23 kills and 11 digs against Texas A&M and 18 kills and 13 digs against Arkansas. Sophomore middle blocker Darian Dozier was stellar both offensively and defensively as she averaged 2.78 kills per set while hitting .523 and 1.33 blocks per set. In Sunday’s win over the Aggies, Dozier tallied a career-high 18 kills with a hitting percentage of .571 and recorded six block assists. Sophomore Sarah Blomgren continued to grow in her role as she finished with 11 kills and three blocks against Arkansas and 10 kills and two blocks against the Aggies.

SCOUTING GEORGIA

Coming off wins over Tennessee and Ole Miss last weekend, the Bulldogs head into Friday’s matchup at 13-3 overall and 3-1 in SEC play. Georgia is a win away from matching last season’s win total. The Bulldogs went 14-16 overall a year ago and 8-12 in SEC matches. The Bulldogs have gone to several options offensively this season, with four players averaging more than two kills per set. Senior right side Stacey Smith leads the way with an average of 2.58 kills per set, while junior middle blocker Lauren Teknipp is close behind with an average of 2.56 kills per frame. Senior outside hitter Brittany Northcutt, who recently recorded her 1,000th career kill, is averaging 2.51 kills per set, and junior outside hitter Le’au Inutiraha has a season average of 2.11 kills per set. With the Bulldogs playing a 6-2 system, junior Kaylee Kehoe and sophomore Maggie Baumert have been Georgia’s setting duo, averaging 6.29 and 4.58 assists per set, respectively. Senior libero Allison Summers anchors the back line and ranks third in the SEC in digs with an average of 4.56 per set. Senior middle blocker Elena Perri has been the Bulldogs’ top blocker, averaging 0.98 per set. As a team Georgia has been one of the best in the SEC at the net, ranking fourth in the conference in blocks per set (2.54).

LEADING THE BULLDOGS

Lizzy Stemke is in her third season as head coach of the Georgia program and has compiled a 38-38 record with the Bulldogs. Prior to joining the Georgia program, Stemke had assistant coaching stints at Nebraska (2007-10), North Carolina (2005-06) and Central Florida (2003). During her playing days, Stemke was a three-year starter at Wisconsin, winning two Big Ten titles and finishing runner-up in the NCAA Tournament in 2000.

SERIES HISTORY VS. GEORGIA

Friday’s matchup will be the 64th meeting all-time between the Gamecocks and Bulldogs. Georgia leads the series 45-18. South Carolina has won the last two meetings, including a sweep of the Bulldogs last season on Sept. 14, 2012 at the Volleyball Competition Facility. Georgia’s last win in Columbia was a 3-1 victory on Oct. 15, 2010. The Gamecocks are 4-6 in their last 10 matchups with the Bulldogs.

LAST TIME VS. GEORGIA - SEPT. 14, 2012

The Gamecocks swept the Bulldogs in last year’s meeting at the Volleyball Competition Facility by the scores of 26-24, 25-18 and 25-19. Juliette Thévenin hit .333 to lead the way with 18 kills. Taylor Bruns added 35 assists, seven digs and three blocks.

SCOUTING NO. 15 KENTUCKY

The 15th-ranked Wildcats head into the weekend tied atop the SEC standings with Florida with a 12-3 overall record and a 4-0 mark in conference play. Kentucky is coming off a pair of wins, sweeping Ole Miss and Tennessee. In four SEC matches this season, the Wildcats have lost just one set, the first set against Alabama on Sept. 29. Kentucky is one of the more experienced squads in the country as it has

AVCA POLL

NO	TEAM (1ST PLACE)	Pts	W-L	Prev
1	Southern Cal (47)	1477	14-1	2
2	Florida (6)	1397	15-1	3
3	Texas (2)	1353	10-2	4
4	Penn State	1305	12-2	5
5	Hawai'i (4)	1282	15-1	6
6	Washington	1194	11-1	1
7	Michigan State (1)	1129	15-1	9
8	Stanford	1098	10-3	7
9	Nebraska	1046	11-2	10
10	North Carolina	942	15-0	11
11	Minnesota	900	15-2	8
12	San Diego	831	11-3	13
13	Colorado State	733	13-0	17
14	Ohio State	649	14-2	12
15	Kentucky	637	12-3	19
16	Arizona State	518	13-3	15
17	Michigan	499	11-4	14
18	Ohio	415	14-2	20
19	Wisconsin	361	14-2	23
20	Purdue	303	10-5	24
21	Florida State	242	10-5	18
22	Oregon	209	9-5	21
23	UCLA	191	9-5	16
24	BYU	126	12-3	NR
25	Missouri	111	18-0	NR

RV: Oklahoma 79; California 76; Duke 68; Western Kentucky 55; Colorado 53; Illinois 46; Kansas 42; Creighton 32; St. Mary's (CA) 32; Miami (FL) 26; Iowa State 16; Cal State Northridge 12; Kansas State 5; Butler 3

Released: Oct. 7 (Week 6)

SEC STANDINGS

Team	CONF		ALL	
	W-L	Pct.	W-L	Pct.
Florida	4-0	1.000	15-1	.938
Kentucky	4-0	1.000	12-3	.800
Missouri	3-0	1.000	19-0	1.000
Arkansas	4-1	.800	11-5	.688
Georgia	3-1	.750	13-3	.812
South Carolina	2-2	.500	10-6	.625
LSU	1-1	.500	11-3	.786
Alabama	1-2	.333	13-4	.765
Texas A&M	1-3	.250	9-6	.600
Mississippi State	0-2	.000	9-7	.562
Tennessee	0-3	.000	8-9	.471
Auburn	0-4	.000	9-7	.562
Ole Miss	0-4	.000	10-7	.588

THIS WEEKEND'S MATCHES

Friday, Oct. 11
 Alabama at Arkansas 8 p.m.
 No. 15 Kentucky at No. 2 Florida 6:30 p.m.
 Georgia at South Carolina 7 p.m.
 Ole Miss at LSU 8 p.m.
 Mississippi State at Texas A&M 7:30 p.m.
 No. 25 Missouri at Tennessee 8:30 p.m.

Sunday, Oct. 13
 Alabama at No. 25 Missouri 2:30 p.m.
 Arkansas at Tennessee 1 p.m.
 Auburn at Ole Miss 2:30 p.m.
 Georgia at No. 2 Florida 1:30 p.m.
 No. 15 Kentucky at South Carolina 1:30 p.m.
 Mississippi State at LSU 2 p.m.

All times Eastern

NOTEWORTHY

five starters back from last year's team that went 22-11 overall and 14-6 in the SEC and advanced to the NCAA Regional Semifinal. Senior outside hitter Whitney Billings, a first-team All-SEC selection a year ago, leads the Wildcat offense with an average of 3.69 kills per set, which ranks fifth in the SEC. Senior Alexandra Morgan and sophomore Sara Schwarzwald, a 2012 SEC All-Freshman team selection, have been a stellar middle blocker duo for Kentucky. Morgan averages a team-high 1.09 blocks per set and 1.96 kills per set, while Schwarzwald averages 0.92 blocks and 1.57 kills per set. Kentucky's primary setter has been Morgan Bergren as she ranks sixth in the SEC with an average of 10.5 assists per set. Junior defensive specialist Jackie Napper has been the anchor on the back line, averaging 3.80 digs per set, which ranks ninth in the SEC.

LEADING THE WILDCATS

Craig Skinner is in his ninth season as head coach of the Wildcats. Skinner, who has guided Kentucky to eight consecutive NCAA Tournament appearances, has compiled a career record of 192-79. Prior to being named head coach at Kentucky, Skinner spent five seasons as an assistant coach at Nebraska and helped lead the Cornhuskers to the 2000 NCAA title.

SERIES HISTORY VS. KENTUCKY

South Carolina and Kentucky will square off for the 47th time on Sunday. The Wildcats lead the all-time series 28-18. Kentucky has won three-straight meetings, including a 3-0 win in Lexington last season. The Gamecocks are 1-9 in their last 10 meetings with Kentucky. South Carolina's last win over the Wildcats was a 3-0 victory at the Volleyball Competition Facility on Oct. 22, 2010.

LAST TIME VS. KENTUCKY - NOV. 4, 2012

Kentucky defeated the Gamecocks in last year's matchup at Memorial Coliseum by the scores of 25-14, 25-18 and 25-18. Juliette Thévenin led the way with 12 kills while hitting .417.

LEAVING HER MARK

Senior outside hitter Juliette Thévenin has been a regular in the starting lineup during her Gamecock career and her name will be scattered throughout the school record book when she's done. She is currently in the top-10 in five career categories, ranking third in kills (1,417), second in kills per set (4.06), third in attacks (3,621), sixth in points (1,559.0) and third in points per set (4.47). On the season she is averaging a league-best 4.88 kills and 5.26 points per set. For a complete list of career records see page 10.

GAMECOCKS IN THE SEC STATS

Senior outside hitter Juliette Thévenin has had a stellar start to her final year in Garnet and Black as she currently leads the SEC in both kills (4.88) and points (5.26) per set. In SEC matches only, Thévenin ranks second in kills (4.62) and points (5.12). Sophomore middle blocker Darian Dozier has been one of the best blockers in the league as she ranks second in the conference in blocks with an average of 1.27 per frame. Sophomore setter Kellie McNeil is seventh in the SEC in assists per set (10.32), while junior libero Michaela Christiaansen is eighth in digs per set (3.85). McNeil is also in the top 20 in blocks as she ranks 15th with an average of 0.92 per set. As a team, South Carolina has been one of the most efficient offenses, ranking fifth with a hitting percentage of .248.

AND IN THE NCAA STATS

Two Gamecocks rank in the top 50 nationally in the latest NCAA statistics report. Senior Juliette Thévenin is in the top 15 in the nation in two categories, ranking eighth in kills per set (4.88) and 11th in points per set (5.26). Sophomore middle blocker Darian Dozier moved into the top 50 at 44th in blocks per set with an average of 1.27.

AMONG THE ACTIVE LEADERS

Senior outside hitter Juliette Thévenin is among the active career leaders in kills in the SEC and nationally. She ranks second in the SEC with 1,417, trailing only Missouri's Lisa Henning (1,544). She is seventh in career kills per set among active Division I players with an average of 4.06. Her career average ranks 13th among all divisions.

PACKING THE STANDS

Gamecock fans have given South Carolina a huge home-court advantage this season by packing the stands at the Volleyball Competition Facility. The Gamecocks have drawn five crowds of more than 1,000 this season, including 1,405 against Arkansas and 1,430 against Texas A&M. The attendance at the Texas A&M match is the fourth largest in VCF history. The Gamecocks have averaged 979 fans in eight home matches this season.

SEEING DOUBLE

Senior Juliette Thévenin and sophomore setter Kellie McNeil lead the team in double-doubles, recording five and four, respectively. Thévenin has posted three-straight double-doubles, while McNeil has two in the last three matches. The Gamecocks are 4-2 in matches Thévenin and McNeil have

TEAM STATS

	SC	UGA	UK
ATTACK			
Kills	816	746	742
Errors	301	257	292
Total Attacks	2079	1922	1824
Attack Pct.	.248	.254	.247
Kills/Set	13.6	13.6	13.7
SET			
Assists	752	687	688
Assists/Set	12.5	12.5	12.7
SERVE			
Aces	54	65	65
Errors	89	76	93
Aces/Set	0.9	12.5	1.2
SERVE RECEPTIONS			
Errors	65	35	43
Errors/Set	1.1	0.6	0.8
DEFENSE			
Digs	860	849	750
Digs/Set	14.3	15.4	13.9
BLOCKING			
Block Solo	16	50	29
Block Assist	257	179	213
Total Blocks	144.5	139.5	135.5
Blocks/Set	2.4	2.5	2.5
Block Errors	26	40	32
BALL H. ERRORS	22	19	8

STAT LEADERS

SOUTH CAROLINA

Kills/Set	Figure	SEC Rank
Juliette Thévenin	4.88	1st
Hitting Percentage		
Darian Dozier	.352	10th
Assists/Set		
Kellie McNeil	10.32	7th
Digs/Set		
Michaela Christiaansen	3.85	7th
Blocks/Set		
Darian Dozier	1.27	2nd

GEORGIA

Kills/Set	Figure	SEC Rank
Stacey Smith	2.58	19th
Hitting Percentage		
Jasmine Eatmon	.354	9th
Assists/Set		
Kaylee Kehoe	6.29	12th
Digs/Set		
Allison Summers	4.56	3rd
Blocks/Set		
Elena Perri	0.98	11th

KENTUCKY

Kills/Set	Figure	SEC Rank
Whitney Billings	3.69	5th
Hitting Percentage		
Alexandra Morgan	.390	5th
Assists/Set		
Morgan Bergren	10.50	6th
Digs/Set		
Jackie Napper	3.80	9th
Blocks/Set		
Alexandra Morgan	1.09	9th

NOTEWORTHY

recorded double-doubles.

DOING IT ALL

Sophomore setter Kellie McNeil has been one of South Carolina's most versatile players this season. In the Gamecocks' win at Tennessee, McNeil came up just shy of finishing with a triple double, recording 41 assists and career-highs in digs (20) and blocks (7). A transfer from Minnesota, McNeil is averaging 10.32 assists, 2.02 digs and 0.92 blocks per set this season. She is also averaging 0.90 kills per set while hitting .294.

BULL(DOZIER)

Sophomore middle blocker Darian Dozier played a key role in the Gamecocks' 3-1 win over Texas A&M, recording a career-high 18 kills while hitting .571 and finishing with six block assists. When Dozier has reached double-figures in kills this season, South Carolina has a 3-1 record, with its only loss being in five sets at Clemson. On the season Dozier is averaging 2.13 kills per set and ranks second in the SEC with an average of 1.27 blocks per set.

FILLING A NEED

Freshman middle blocker Jacqy Angermiller has stepped into the lineup and made her presence felt at the net after missing the first six matches of the season with an injury. Angermiller came up big at the Duke Invitational, averaging a team-best 1.70 blocks per set. She posted a season-high nine blocks to lead the team against Duke. On the season she is averaging 1.92 kills per set while hitting .259 and is averaging 1.17 blocks per set.

THÉVENIN GARNERS SEC HONOR

Senior outside hitter Juliette Thévenin was named SEC Offensive Player of the Week on Sept. 23. Thévenin earned the award for the third time in her career after leading the Gamecocks to three wins to claim the Carolina Classic title. Thévenin, who was named tournament MVP, averaged 5.70 kills per set while hitting .436 for the tournament and averaged 6.00 points and 2.40 digs per set. In South Carolina's win over Western Carolina, she recorded 20 kills, the most in the league in three sets this season. She hit a career-best .571 to finish with 26 kills in a four-set victory over Robert Morris.

TOURNEY TOUGHNESS

The Gamecocks played in four preseason tournaments this season, the Gamecock Invitational, Big Orange Bash, Duke Invitational and Carolina Classic. It's the most tournaments a South Carolina team has played in before conference play since 2003, when the Gamecocks played in four that season. South Carolina won the Gamecock Invitational and Carolina Classic titles.

ACCUMULATING HARDWARE

The Gamecocks played in four preseason tournaments this season and have been well represented during the tournament awards ceremonies. Senior Juliette Thévenin was named MVP of the Gamecock Invitational and the Carolina Classic. Sophomore Kellie McNeil earned a spot on the Gamecock Invitational All-Tournament Team. Thévenin was also named to the All-Tournament Team at the Big Orange Bash. At the Duke Invitational, McNeil and sophomore Darian Dozier each earned a sport on the All-Tournament Team. Dozier was also named to the Carolina Classic All-Tournament Team.

THÉVENIN NAMED PRESEASON ALL-SEC

Senior outside hitter Juliette Thévenin was named to the Preseason All-SEC squad. Thévenin, a second-team All-SEC selection in 2012, looks to close out her Gamecock career in strong fashion after ranking second in SEC play in both kills per set (4.40) and points per set (4.81) a year ago.

NEW FACES

This year's South Carolina squad doesn't have a lot of familiarity to it, as only five letterwinners return from a year ago. Head coach Scott Swanson brought in 12 newcomers this season, including a freshman class of 10 players. The Gamecocks have received some immediate help from transfers Kellie McNeil (Minnesota) and Michaela Christiaansen (Pepperdine).

GAMECOCKS ON TV

South Carolina has one match scheduled to be on television this season. The Gamecocks' match at Florida on Wednesday, Nov. 13 will be televised nationally on ESPNU.

ALL-TIME RECORDS

- South Carolina holds a 734-561 (.567) record.
- The Gamecocks are 194-220 (.469) in SEC play.
- In matches played at the Volleyball Competition Facility, South Carolina is 155-77 (.668).

SC IN SEC/NCAA STATS

NCAA Team Rankings

Category	Figure	Rank
Hitting Percentage	.248	55th
Assists/Set	12.53	78th
Kills/Set	13.60	63rd
Blocks/Set	2.41	78th
Service Aces/Set	0.90	304th
Digs/Set	14.33	179th

SEC Team Rankings (Overall)

Category	Figure	Rank
Hitting Percentage	.248	5th
Opp. Hitting Percentage	.192	11th
Assists/Set	12.53	8th
Kills/Set	13.60	7th
Blocks/Set	2.41	6th
Service Aces/Set	0.90	12th
Digs/Set	14.33	7th

SEC Team Rankings (SEC Only)

Category	Figure	Rank
Hitting Percentage	.203	7th
Opp. Hitting Percentage	.259	9th
Assists/Set	11.75	7th
Kills/Set	12.62	7th
Blocks/Set	2.31	5th
Service Aces/Set	0.81	10th
Digs/Set	14.31	6th

NCAA Individual Rankings

Name	Figure	Rank
Hitting Percentage		
Darian Dozier	.352	81st
Kills/Set		
Juliette Thévenin	4.88	8th
Assists/Set		
Kellie McNeil	10.32	81st
Blocks/Set		
Darian Dozier	1.27	44th
Points/Set		
Juliette Thévenin	5.26	11th

SEC Individual Rankings (Overall)

Name	Figure	Rank
Hitting Percentage		
Darian Dozier	.352	10th
Kills/Set		
Juliette Thévenin	4.88	1st
Assists/Set		
Kellie McNeil	10.32	7th
Blocks/Set		
Darian Dozier	1.27	2nd
Kellie McNeil	0.92	15th
Digs/Set		
Michaela Christiaansen	3.85	7th
Points/Set		
Juliette Thévenin	5.26	1st

SEC Individual Rankings (SEC Only)

Name	Figure	Rank
Kills/Set		
Juliette Thévenin	4.62	2nd
Assists/Set		
Kellie McNeil	9.81	5th
Service Aces/Set		
Juliette Thévenin	0.31	T-13th
Blocks/Set		
Darian Dozier	1.31	5th
Kellie McNeil	1.00	T-9th
Digs/Set		
Michaela Christiaansen	3.25	12th
Gabrielle Rubeis	3.00	16th
Points/Set		
Juliette Thévenin	5.12	2nd

NOTEWORTHY

DOUBLE-DOUBLES

These double-doubles have been recorded by the Gamecocks in 2013:

Player (No.)	Opponent	Date	Combination
Juliette Thévenin (5)	Clemson	9/6	30 kills, 10 digs
	Liberty	9/13	16 kills, 14 digs
	Tennessee	9/29	23 kills, 16 digs
	Arkansas	10/4	18 kills, 13 digs
	Texas A&M	10/6	23 kills, 11 digs
Kellie McNeil (4)	Clemson	9/6	54 assists, 10 digs
	Utah State	9/13	46 assists, 11 digs
	Tennessee	9/29	41 assists, 20 digs
	Arkansas	10/4	42 assists, 13 digs

DOUBLE-FIGURE KILLS

The following Gamecocks reached double figures in kills in a match in 2013:

Player (No.)	Kills	Opponent	Date
Juliette Thévenin (15)	12	South Carolina State	8/30
	20	FIU	8/30
	30	Clemson	9/6
	25	Furman	9/7
	23	Winthrop	9/7
	14	Utah State	9/13
	16	Liberty	9/13
	15	Duke	9/14
	20	Western Carolina	9/20
	26	Robert Morris	9/21
	11	Presbyterian	9/21
	10	Missouri	9/27
	23	Tennessee	9/29
	18	Arkansas	10/4
23	Texas A&M	10/6	
Sarah Blomgren (5)	13	Furman	9/7
	14	Winthrop	9/7
	10	Duke	9/14
	11	Arkansas	10/4
Darian Dozier (4)	10	Texas A&M	10/6
	11	Clemson	9/6
	14	Utah State	9/13
Dessaa Legros (2)	10	Western Carolina	9/20
	18	Texas A&M	10/6
	10	South Carolina State	8/30
Jacqy Angermiller (1)	12	Tennessee	9/29
	12	Western Carolina	9/20

DOUBLE-FIGURE Digs

The following Gamecocks reached double figures in digs in a match in 2013:

Player (No.)	Digs	Opponent	Date
Michaela Christiaansen (14)	13	FIU	8/30
	10	High Point	8/31
	19	Clemson	9/6
	16	Furman	9/7
	20	Winthrop	9/7
	20	Utah State	9/13
	12	Liberty	9/13
	16	Duke	9/14
	17	Western Carolina	9/20
	19	Robert Morris	9/21
	10	Presbyterian	9/21

RECORD BREAKDOWN

Overall	10-6
Conference	2-2
Vs. Ranked Teams.....	0-0
Home.....	7-1
Away	1-3
Neutral.....	2-2
August.....	3-0
September.....	6-5
October	1-1
November.....	0-0
December.....	0-0
Sundays.....	2-0
Mondays.....	0-0
Tuesdays.....	0-0
Wednesdays.....	0-0
Thursdays.....	0-0
Fridays.....	5-3
Saturdays.....	3-3
Winning set one.....	9-3
Losing set one	1-3
Winning set two.....	8-2
Losing set two.....	2-4
Winning set three.....	9-2
Losing set three	1-4
Winning set four.....	4-1
Losing set four.....	0-4
Three-set matches.....	6-1
Four-set matches.....	4-2
Five-set matches.....	0-3
More kills than opposition.....	10-2
Less kills than opposition.....	0-4
Kills equal.....	0-0
More hitting errors than opposition.....	4-3
Less hitting errors than opposition.....	6-2
Hitting errors equal.....	0-1
More attacks than opposition	3-3
Less attacks than opposition.....	6-3
Attacks equal.....	1-0
Out-hitting opposition	9-1
Out-hit by opposition	1-5
Hitting equal.....	0-0
More assists than opposition	10-1
Less assists than opposition	0-5
Assists equal	0-0
More aces than opposition.....	6-0
Less aces than opposition	3-5
Aces equal	1-1
More service errors than opposition.....	5-1
Less service errors than opposition.....	4-4
Service errors equal.....	1-1
More digs than opposition.....	9-2
Less digs than opposition.....	1-4
Digs equal.....	0-0
More total blocks than opposition	8-2
Less total blocks than opposition.....	2-2
Total blocks equal.....	0-2
More ball handling errors than opposition	5-1
Less ball handling errors than opposition	3-4
Ball handling errors equal	2-1

NOTEWORTHY

	19	Tennessee	9/29
	14	Arkansas	10/4
	13	Texas A&M	10/6
Gabrielle Rubeis (6)	11	FIU	8/30
	13	Clemson	9/6
	11	Liberty	9/13
	11	Western Carolina	9/20
	20	Arkansas	10/4
	19	Texas A&M	10/6
Juliette Thévenin (5)	10	Clemson	9/6
	14	Liberty	9/13
	16	Tennessee	9/29
	13	Arkansas	10/4
Kellie McNeil (4)	11	Texas A&M	10/6
	10	Clemson	9/6
	11	Utah State	9/13
	20	Tennessee	9/29
	13	Arkansas	10/4
Lindsey Craft (4)	15	Clemson	9/6
	15	Utah State	9/13
	14	Liberty	9/13
	10	Western Carolina	9/20
Megan Kirkland (1)	13	Winthrop	9/7

MATCH-BY-MATCH INDIVIDUAL LEADERS

DATE	OPPONENT	W/L	SCORE	HIGH KILLS	HIGH ASSISTS	HIGH ACES	HIGH DIGS	HIGH BLOCKS
8/30	South Carolina State	W	3-0	Thévenin (12)	Récaborde (14)	Récaborde, Christiaansen (2)	Christiaansen (7)	Dozier (6)
8/30	Florida International	W	3-0	Thévenin (20)	McNeil (32)	Christiaansen (3)	Christiaansen (13)	Dozier (2)
8/31	High Point	W	3-0	McNeil, Legros (8)	McNeil (25)	Craft (2)	Christiaansen (10)	Dozier (8)
9/6	at Clemson	L	3-2	Thévenin (30)	McNeil (54)	McDaniel (1)	Christiaansen (19)	Dozier (5)
9/7	vs. Furman	L	3-1	Thévenin (25)	McNeil (56)	Three players (1)	Christiaansen (16)	Dozier, McNeil (2)
9/7	vs. Winthrop	L	3-2	Thévenin (23)	McNeil (49)	Thévenin (2)	Christiaansen (13)	Dozier (5)
9/13	vs. Utah State	W	3-1	Thévenin, Dozier (14)	McNeil (46)	Dozier (2)	Christiaansen (20)	Dozier, Angermiller (4)
9/13	vs. Liberty	W	3-0	Thévenin (16)	McNeil (37)	McNeil (1)	Craft, Thévenin (14)	Dozier (5)
9/14	at Duke	L	3-1	Thévenin (15)	McNeil (24)	Three players (1)	Christiaansen (16)	Angermiller (9)
9/20	Western Carolina	W	3-0	Thévenin (20)	McNeil (44)	McNeil (2)	Christiaansen (17)	Angermiller (4)
9/21	Robert Morris	W	3-1	Thévenin (26)	McNeil (46)	McNeil (2)	Christiaansen (19)	Dozier (7)
9/21	Presbyterian	W	3-0	Thévenin (11)	McNeil (26)	Christiaansen (2)	Christiaansen (10)	Dozier, Blomgren (5)
9/27	at Missouri	L	3-0	Thévenin (10)	McNeil (21)	Thévenin (2)	Christiaansen (6)	Dozier (3)
9/29	at Tennessee	W	3-1	Thévenin (23)	McNeil (41)	Thévenin (2)	McNeil (20)	McNeil (7)
10/4	Arkansas	L	3-2	Thévenin (18)	McNeil (42)	Christiaansen (2)	Rubeis (20)	Dozier (6)
10/6	Texas A&M	W	3-1	Thévenin (23)	McNeil (53)	Three players (1)	Rubeis (19)	Dozier (6)
10/11	Georgia							
10/13	Kentucky							
10/18	at Mississippi State							
10/20	at Mississippi							
10/25	Tennessee							
10/27	Auburn							
10/30	Coastal Carolina							
11/8	at Kentucky							
11/10	at Georgia							
11/13	at Florida							
11/15	Alabama							
11/17	Missouri							
11/22	at Arkansas							
11/24	LSU							
11/27	at Texas A&M							

SOUTH CAROLINA MATCH-BY-MATCH STARTERS

DATE	OPPONENT	W/L								LIBERO
8/30	South Carolina State	W	Kellie McNeil	Juliette Thévenin	Darian Dozier	Gabrielle Rubeis	Katlyn McDaniel	E. Johnbull	M. Christiaansen	
8/30	Florida International	W	Kellie McNeil	Juliette Thévenin	Darian Dozier	Gabrielle Rubeis	Sarah Blomgren	E. Johnbull	M. Christiaansen	
8/31	High Point	W	Kellie McNeil	Juliette Thévenin	Darian Dozier	Gabrielle Rubeis	Sarah Blomgren	E. Johnbull	M. Christiaansen	
9/6	at Clemson	L	Kellie McNeil	Juliette Thévenin	Darian Dozier	Gabrielle Rubeis	Lindsey Craft	E. Johnbull	M. Christiaansen	
9/7	at Furman	L	Kellie McNeil	Juliette Thévenin	Darian Dozier	Gabrielle Rubeis	Sarah Blomgren	E. Johnbull	M. Christiaansen	
9/7	at Winthrop	L	Kellie McNeil	Juliette Thévenin	Darian Dozier	Gabrielle Rubeis	Sarah Blomgren	E. Johnbull	M. Christiaansen	
9/13	at Utah State	W	Kellie McNeil	Juliette Thévenin	Darian Dozier	Gabrielle Rubeis	Lindsey Craft	E. Johnbull	M. Christiaansen	
9/14	at Liberty	W	Kellie McNeil	Juliette Thévenin	Darian Dozier	Gabrielle Rubeis	Lindsey Craft	J. Angermiller	M. Christiaansen	
9/14	at Duke	L	Kellie McNeil	Juliette Thévenin	Darian Dozier	Gabrielle Rubeis	Sarah Blomgren	J. Angermiller	M. Christiaansen	
9/20	Western Carolina	W	Kellie McNeil	Juliette Thévenin	Darian Dozier	Gabrielle Rubeis	Lindsey Craft	J. Angermiller	M. Christiaansen	
9/21	Robert Morris	W	Kellie McNeil	Juliette Thévenin	Darian Dozier	Gabrielle Rubeis	Lindsey Craft	J. Angermiller	M. Christiaansen	
9/21	Presbyterian	W	Kellie McNeil	Juliette Thévenin	Darian Dozier	Gabrielle Rubeis	Lindsey Craft	J. Angermiller	M. Christiaansen	
9/27	at Missouri	L	Kellie McNeil	Juliette Thévenin	Darian Dozier	Gabrielle Rubeis	Lindsey Craft	J. Angermiller	M. Christiaansen	
9/29	at Tennessee	W	Kellie McNeil	Juliette Thévenin	Darian Dozier	Gabrielle Rubeis	Lindsey Craft	J. Angermiller	M. Christiaansen	
10/4	Arkansas	L	Kellie McNeil	Juliette Thévenin	Darian Dozier	Gabrielle Rubeis	Lindsey Craft	J. Angermiller	M. Christiaansen	
10/6	Texas A&M	W	Kellie McNeil	Juliette Thévenin	Darian Dozier	M. Christiaansen	Megan Kirkland	J. Angermiller	Gabrielle Rubeis	
10/11	Georgia									
10/13	Kentucky									
10/18	at Mississippi State									
10/20	at Mississippi									
10/25	Tennessee									
10/27	Auburn									
10/30	Coastal Carolina									
11/8	at Kentucky									
11/10	at Georgia									
11/13	at Florida									
11/15	Alabama									
11/17	Missouri									
11/22	at Arkansas									
11/24	LSU									
11/27	at Texas A&M									

2013 SEASON STATISTICS

Overall record: 10-6 Conf: 2-2 Home: 7-1 Away: 1-3 Neutral: 2-2

#	Player	sp	Attack				Set		Serve			re	Dig		Blocking					points		
			k	k/s	e	ta	pct	a	a/s	sa	se		sa/s	dig	dig/s	bs	ba	total	blk/s		be	bhe
12	Juliette Thevenin	60	293	4.88	93	718	.279	16	0.27	11	23	0.18	16	129	2.15	0	23	23	0.38	5	1	315.5
4	Darian Dozier	60	128	2.13	29	281	.352	3	0.05	5	15	0.08	0	41	0.68	2	74	76	1.27	4	3	172.0
6	Sarah Blomgren	54	109	2.02	56	275	.193	4	0.07	0	0	0.00	0	11	0.20	4	36	40	0.74	7	0	131.0
3	Dessaa Legros	43	69	1.60	36	209	.158	4	0.09	0	0	0.00	0	15	0.35	0	7	7	0.16	2	0	72.5
7	Jacqy Angermiller	36	69	1.92	24	174	.259	1	0.03	0	0	0.00	0	6	0.17	2	40	42	1.17	4	0	91.0
8	Kellie McNeil	59	53	0.90	13	136	.294	609	10.32	9	8	0.15	1	119	2.02	7	47	54	0.92	2	12	92.5
16	KoKo Atoa-Williams	31	52	1.68	30	171	.129	0	0.00	0	0	0.00	2	10	0.32	0	11	11	0.35	1	1	57.5
17	Elizabeth Johnbull	25	24	0.96	10	65	.215	0	0.00	0	0	0.00	2	5	0.20	1	10	11	0.44	1	0	30.0
14	Katlyn McDaniel	8	6	0.75	5	19	.053	0	0.00	1	0	0.12	0	1	0.12	0	4	4	0.50	0	0	9.0
20	Abby Feruck	9	5	0.56	1	10	.400	0	0.00	0	0	0.00	2	1	0.11	0	4	4	0.44	0	0	7.0
15	Lindsey Craft	44	2	0.05	1	6	.167	16	0.36	8	12	0.18	4	109	2.48	0	0	0	0.00	0	0	10.0
1	Helen Recaborde	6	2	0.33	1	3	.333	27	4.50	2	0	0.33	0	12	2.00	0	1	1	0.17	0	4	4.5
13	Gabrielle Rubeis	59	2	0.03	2	9	.000	13	0.22	3	15	0.05	7	138	2.34	0	0	0	0.00	0	0	5.0
9	Megan Kirkland	22	1	0.05	0	1	1.000	6	0.27	2	4	0.09	4	31	1.41	0	0	0	0.00	0	0	3.0
10	Michae Christiaansen	60	1	0.02	0	2	.500	53	0.88	12	9	0.20	20	231	3.85	0	0	0	0.00	0	1	13.0
21	Jord Wilson-Talmadge	4	0	0.00	0	0	.000	0	0.00	1	3	0.25	0	1	0.25	0	0	0	0.00	0	0	1.0
SOUTH CAROLINA		60	816	13.60	301	2079	.248	752	12.53	54	89	0.90	65	860	14.33	16	257	144.5	2.41	26	22	1014.5
Opponents		60	743	12.38	338	2109	.192	694	11.57	67	104	1.12	54	824	13.73	27	160	107.0	1.78	18	25	917.0

Team Statistics	SC	OPP	Date	Opponent	Score	Score by set	Att.	
ATTACK								
Kills	816	743	%8/30/2013	SOUTH CAROLINA STATE	w	3-0 25-14,25-9,25-13	260	
Errors	301	338	%8/30/2013	FIU	w	3-0 25-12,25-22,25-14	1058	
Total Attacks	2079	2109	%8/31/2013	HIGH POINT	w	3-0 25-18,25-17,25-21	1026	
Attack Pct	.248	.192	!9/6/2013	at Clemson	L	2-3 25-22,20-25,21-25,25-20,9-15	1840	
Kills/Set	13.6	12.4	!9/7/2013	vs Furman	L	1-3 27-29,21-25,26-24,20-25	125	
SET								
Assists	752	694	!9/7/2013	vs Winthrop	L	2-3 25-21,25-17,22-25,22-25,12-15	254	
Attempts	2086	2160	#9/13/2013	vs Utah State	w	3-1 16-25,25-22,25-20,25-19	221	
Assist Pct	.360	.321	#9/13/2013	vs Liberty	w	3-0 25-19,25-21,25-21	205	
Assists/Set	12.5	11.6	#9/14/2013	at Duke	L	1-3 22-25,25-20,17-25,21-25	1211	
SERVE								
Aces	54	67	&9/20/2013	WESTERN CAROLINA	w	3-0 25-18,25-18,25-19	903	
Errors	89	104	&9/21/2013	ROBERT MORRIS	w	3-1 26-24,20-25,25-10,25-16	604	
Attempts	1346	1246	&9/21/2013	PRESBYTERIAN	w	3-0 25-12,25-15,25-21	1153	
Serve Pct	.934	.917	*9/27/2013	at Mizzou	L	0-3 16-25,14-25,18-25	2904	
Aces/Set	0.9	1.1	*9/29/2013	at Tennessee	w	3-1 25-18,17-25,25-20,25-23	1437	
SERVE RECEPTIONS								
Errors	65	54	*10/4/2013	ARKANSAS	L	2-3 22-25,25-23,16-25,25-23,12-15	1405	
Errors/Set	1.1	0.9	*10/6/2013	TEXAS A&M	w	3-1 25-23,25-20,20-25,25-23	1430	
Attempts	1138	1255	% Gamecock Invitational					
Reception Pct	.943	.957	! Big Orange Bash					
DEFENSE								
Digs	860	824	# Duke Invitational					
Digs/Set	14.3	13.7	& Carolina Classic					
BLOCKING								
Block Solo	16	27	Record in 3-set matches:6-1 • Record in 4-set matches:4-2 • Record in 5-set matches:0-3					
Block Assist	257	160						
Total Blocks	144.5	107.0						
Blocks/Set	2.4	1.8						
Block Errors	26	18						
Ball handling errors	22	25						
ATTENDANCE								
Total	7839	7392						
Dates/Avg Per Date	8/980	4/1848						
Neutral site #/Avg	4/201							
Current win streak	1	-						
Home win streak	1	-						

2013 CONFERENCE ONLY STATISTICS

RECORD:	OVERALL	HOME	AWAY	NEUTRAL
ALL GAMES	2-2	1-1	1-1	0-0
CONFERENCE	2-2	1-1	1-1	0-0
NON-CONFERENCE	0-0	0-0	0-0	0-0

#	Player	sp	Attack				Set		Serve			re	Dig		Blocking					points		
			k	k/s	e	ta	pct	a	a/s	sa	se		sa/s	dig	dig/s	bs	ba	total	blk/s		be	bhe
12	Juliette Thevenin	16	74	4.62	28	196	.235	2	0.12	5	8	0.31	5	42	2.62	0	6	6	0.38	1	0	82.0
4	Darian Dozier	16	38	2.38	5	77	.429	1	0.06	0	5	0.00	0	11	0.69	1	20	21	1.31	2	2	49.0
3	Dessaa Legros	15	25	1.67	13	81	.148	2	0.13	0	0	0.00	0	7	0.47	0	4	4	0.27	0	0	27.0
6	Sarah Blomgren	13	24	1.85	16	64	.125	0	0.00	0	0	0.00	0	1	0.08	1	7	8	0.62	1	0	28.5
7	Jacqy Angermiller	16	23	1.44	12	75	.147	0	0.00	0	0	0.00	0	2	0.12	1	11	12	0.75	2	0	29.5
8	Kellie McNeil	16	12	0.75	6	43	.140	157	9.81	1	3	0.06	0	43	2.69	3	13	16	1.00	0	6	22.5
16	KoKo Atoa-Williams	3	2	0.67	3	13	-.077	0	0.00	0	0	0.00	0	0	0.00	0	0	0	0.00	0	0	2.0
17	Elizabeth Johnbull	4	1	0.25	3	9	-.222	0	0.00	0	0	0.00	0	1	0.25	0	1	1	0.25	0	0	1.5
10	Michae Christiaansen	16	1	0.06	0	1	1.000	17	1.06	4	1	0.25	7	52	3.25	0	0	0	0.00	0	0	5.0
9	Megan Kirkland	5	1	0.20	0	1	1.000	2	0.40	1	3	0.20	0	8	1.60	0	0	0	0.00	0	0	2.0
13	Gabrielle Rubeis	16	1	0.06	1	5	.000	5	0.31	1	6	0.06	3	48	3.00	0	0	0	0.00	0	0	2.0
21	Jord Wilson-Talmadge	2	0	0.00	0	0	.000	0	0.00	0	2	0.00	0	0	0.00	0	0	0	0.00	0	0	0.0
15	Lindsey Craft	11	0	0.00	0	1	.000	2	0.18	1	4	0.09	0	14	1.27	0	0	0	0.00	0	0	1.0
	#TM	-	-	-	-	-	-	-	-	-	-	-	0	-	-	-	-	-	-	-	-	-
	SOUTH CAROLINA	16	202	12.62	87	566	.203	188	11.75	13	32	0.81	15	229	14.31	6	62	37.0	2.31	6	8	252.0
	Opponents	16	216	13.50	73	552	.259	201	12.56	15	32	0.94	13	245	15.31	9	51	34.5	2.16	7	10	265.5

Team Statistics	SC	OPP	Date	Opponent	Score	Score by set	Att.
ATTACK			*9/27/2013	at Mizzou	L 0-3	16-25,14-25,18-25	2904
Kills	202	216	*9/29/2013	at Tennessee	w 3-1	25-18,17-25,25-20,25-23	1437
Errors	87	73	*10/4/2013	ARKANSAS	L 2-3	22-25,25-23,16-25,25-23,12-15	1405
Total Attacks	566	552	*10/6/2013	TEXAS A&M	w 3-1	25-23,25-20,20-25,25-23	1430
Attack Pct	.203	.259					
Kills/Set	12.6	13.5					
SET							
Assists	188	201					
Attempts	582	574					
Assist Pct	.323	.350					
Assists/Set	11.8	12.6					
SERVE							
Aces	13	15					
Errors	32	32					
Attempts	334	363					
Serve Pct	.904	.912					
Aces/Set	0.8	0.9					
SERVE RECEPTIONS							
Errors	15	13					
Errors/Set	0.9	0.8					
Attempts	329	301					
Reception Pct	.954	.957					
DEFENSE							
Digs	229	245					
Digs/Set	14.3	15.3					
BLOCKING							
Block Solo	6	9					
Block Assist	62	51					
Total Blocks	37.0	34.5					
Blocks/Set	2.3	2.2					
Block Errors	6	7					
Ball handling errors	8	10					
ATTENDANCE							
Total	2835	4341					
Dates/Avg Per Date	2/1418	2/2170					
Neutral site #/Avg	0/0						
Current win streak	1	-					
Home win streak	1	-					

% Gamecock Invitational

! Big Orange Bash

Duke Invitational

& Carolina Classic

Record in 3-set matches: 0-1

Record in 4-set matches: 2-0

Record in 5-set matches: 0-1

CAREER RECORDS

KILLS

Rank	Name (Years)	Kills
1.	Lori Rowe (1983-86)	1,855
2.	Shonda Cole (2003-06)	1,775
3.	<i>Juliette Thévenin (2010-present)</i>	1,417
4.	Cally Plummer (1998-02)	1,345
5.	Heather Larkin (1994-97)	1,293
6.	Amy Iannocari (1991-94)	1,231
7.	Kim DeNeve (1986-89)	1,179
8.	Ivana Kujundzic (2006-09)	1,133
9.	Berna Dwyer (1999-02)	1,107
10.	Lora Myers (1987-90)	1,100

**KILLS PER SET
(Minimum 500 Kills)**

Rank	Name (Years)	(K-SP) K/S
1.	Shonda Cole (2003-06)	(1,775-417) 4.26
2.	<i>Juliette Thévenin (2010-present)</i>	(1,417-349) 4.06
3.	Lori Rowe (1983-86)	(1,855-507) 3.66
4.	Kori Ermigarat (1994-95)	(842-233) 3.61
5.	Cally Plummer (1998-02)	(1,345-394) 3.41
6.	Heather Larkin (1994-97)	(1,293-395) 3.27
7.	Crystal Moore (1997-99)	(754-240) 3.14
8.	Kim DeNeve (1986-89)	(1,179-381) 3.09
9.	Berna Dwyer (1999-02)	(1,107-366) 3.02
10.	Ivana Kujundzic (2006-09)	(1,133-389) 2.91

ATTACKS

Rank	Name (Years)	Attacks
1.	Shonda Cole (2003-06)	4,181
2.	Lori Rowe (1983-86)	3,874
3.	<i>Juliette Thévenin (2010-present)</i>	3,621
4.	Amy Iannocari (1991-94)	3,487
5.	Cally Plummer (1998-02)	3,288
6.	Ivana Kujundzic (2006-09)	3,047
7.	Heather Larkin (1994-97)	2,958
8.	Caryn Case (1988-91)	2,936
9.	Lora Myers (1987-90)	2,825
10.	Kim DeNeve (1986-89)	2,819

**HITTING PERCENTAGE
(Minimum 1,000 Attacks)**

Rank	Name (Years)	(K-E-A) Pct.
1.	Lori Rowe (1983-86)	(1,855-298-3,874) .402
2.	Ashley Edlund (1995-98)	(517-92-1,200) .354
3.	Niece Curry (2001-03)	(704-213-1,495) .328
4.	Belita Salters (2005-08)	(892-299-1,903) .312
5.	Libby Ralston (1989-92)	(699-225-1,572) .302
6.	Sam Alban (1999-02)	(844-316-1,877) .281
7.	Heather Larkin (1994-97)	(1,293-463-2,958) .281
8.	S. Pflughaupt (1986-89)	(1,093-432-2,413) .274
9.	Berna Dwyer (1999-02)	(1,107-420-2,533) .271
10.	Toni Venturini (1984-85)	(555-191-1,357) .268

ASSISTS

Rank	Name (Years)	Assists
1.	Ashley Edlund (1995-98)	5,177
2.	Megan Hosp (1999-02)	4,689
3.	Tammy Correll (1987-90)	4,563
4.	Julie Morrison (1984-87)	3,602
5.	Jodi Thompson (1991-94)	3,237
6.	Taylor Bruns (2009-12)	2,858
7.	Shellie Higgins (1983-84)	2,544
8.	Kelly Morrow (1993-96)	2,136
9.	Bridget Denson-Dorman (2008-09)	2,044
10.	Iris Santos (2003-06)	2,040

**ASSISTS PER SET
(Minimum 500 Assists)**

Rank	Name (Years)	(A-SP) A/S
1.	Megan Hosp (1999-02)	(4,689-387) 12.12
2.	Ashley Edlund (1995-98)	(5,177-430) 12.04
3.	Tammy Correll (1987-90)	(4,563-447) 10.21
4.	Shellie Higgins (1983-84)	(2,544-254) 10.02

5.	Katelyn Panzau (2003-04)	(1,857-194) 9.57
6.	Bridget Denson-Dorman (2008-09)	(2,044-215) 9.51
7.	Julie Morrison (1984-87)	(3,602-385) 9.36
8.	Taylor Bruns (2009-12)	(2,858-377) 7.58
9.	Jodi Thompson (1991-94)	(3,237-495) 6.54
10.	Kelly Morrow (1993-96)	(2,136-354) 6.03

ACES

Rank	Name (Years)	Aces
1.	Cally Plummer (1998-02)	243
2.	Teri Montoya (1983-84)	214
3.	Tammy Correll (1987-90)	190
4.	Lori Rowe (1983-86)	186
5.	Jodi Thompson (1991-94)	162
6.	Megan Hosp (1999-02)	132
7.	Ashley Edlund (1995-98)	130
8.	Kim Brown (1983-84)	129
9.	Colleen McKenzie (1985-88)	119
10.	Shellie Higgins (1983-84)	116

**ACES PER SET
(Minimum 75 Aces)**

Rank	Name (Years)	(A-SP) A/S
1.	Teri Montoya (1983-84)	(214-254) 0.84
2.	Cally Plummer (1998-02)	(243-394) 0.62
3.	Kim Brown (1983-84)	(129-254) 0.51
4.	Shellie Higgins (1983-84)	(116-254) 0.46
5.	Tammy Correll (1987-90)	(190-447) 0.43
6.	Lori Rowe (1983-86)	(186-507) 0.37
7.	Crystal Moore (1997-99)	(82-240) 0.34
8.	Megan Hosp (1999-02)	(132-387) 0.34
9.	Jodi Thompson (1991-94)	(162-495) 0.33
10.	Diane Mitchell (1990-93)	(89-275) 0.32

DIGS

Rank	Name (Years)	Digs
1.	Sarah Cline (2006-09)	1,464
2.	Diane Denton (1985-88)	1,462
3.	Hannah Lawing (2007-10)	1,334
4.	Jodi Thompson (1991-94)	1,332
5.	Amy Iannocari (1991-94)	1,196
6.	Ashley Edlund (1995-98)	1,160
7.	Megan Hosp (1999-02)	1,079
8.	Shani Abshier (1994-97)	1,049
9.	Paige Wheeler (2010-12)	1,001
10.	Cally Plummer (1998-02)	996

**DIGS PER SET
(Minimum 500 Digs)**

Rank	Name (Years)	(D-SP) D/S
1.	Fernanda Laires (1996-97)	(839-208) 4.03
2.	Kori Ermigarat (1994-95)	(920-233) 3.95
3.	Paige Wheeler (2010-12)	(1,001-280) 3.58
4.	Sarah Cline (2006-09)	(1,464-422) 3.47
5.	Hannah Lawing (2007-10)	(1,334-398) 3.35
6.	Crystal Moore (1997-99)	(765-240) 3.19
7.	Diane Denton (1985-88)	(1,462-477) 3.06
8.	Katie Gerst (1992-94)	(986-334) 2.95
9.	Shani Abshier (1994-97)	(1,049-357) 2.94
10.	Megan Hosp (1999-02)	(1,079-387) 2.79

BLOCK SOLOS

Rank	Name (Years)	Block Solos
1.	Stephanie Pflughaupt (1986-89)	264
2.	Lori Rowe (1983-86)	191
3.	Amy Collinsworth (1990-93)	117
4.	Libby Ralston (1989-92)	110
5.	Jennifer Guess (1990-93)	79
6.	Heather Larkin (1994-97)	74
7.	Belita Salters (2005-08)	65
8.	Lorri Anderson (1984-85)	62
9.	Toni Venturini (1984-85)	49
10.	Megan Laughlin (2007-10)	46
	Berna Dwyer (1999-02)	46

BLOCK ASSISTS

Rank	Name (Years)	Block Assists
1.	Stephanie Pflughaupt (1986-89)	461
2.	Lori Rowe (1983-86)	450
3.	Amy Collinsworth (1990-93)	358
4.	Heather Larkin (1994-97)	344
5.	Jennifer Guess (1990-93)	328
6.	Lori Drost (1994-97)	306
7.	Belita Salters (2005-08)	305
8.	Sam Alban (1999-02)	285
9.	Berna Dwyer (1999-02)	278
10.	Cindy Robarge (1995-98)	276

TOTAL BLOCKS

Rank	Name (Years)	Total Blocks
1.	Stephanie Pflughaupt (1986-89)	725
2.	Lori Rowe (1983-86)	641
3.	Amy Collinsworth (1990-93)	475
4.	Heather Larkin (1994-97)	418
5.	Jennifer Guess (1990-93)	407
6.	Libby Ralston (1989-92)	383
7.	Belita Salters (2005-08)	370
8.	Lori Drost (1994-97)	349
9.	Sam Alban (1999-02)	328
10.	Berna Dwyer (1999-02)	324

**BLOCKS PER SET
(Minimum 150 Blocks)**

Rank	Name (Years)	(B-SP) B/S
1.	Stephanie Pflughaupt (1986-89)	(725-455) 1.59
2.	Dec Dec Fortman (1995-97)	(248-196) 1.27
3.	Lori Rowe (1983-86)	(641-507) 1.26
4.	Sue Little (1983)	(162-131) 1.24
5.	Libby Ralston (1989-92)	(383-310) 1.24
6.	Danika Taylor (1998-99)	(238-206) 1.16
7.	Lauren Ford (2003-05)	(280-251) 1.12
8.	Heather Larkin (1994-97)	(418-395) 1.06
9.	Amy Collinsworth (1990-93)	(475-450) 1.06
10.	Lorri Anderson (1984-85)	(186-178) 1.05

TOTAL POINTS

Rank	Name (Years)	Points
1.	Lori Rowe (1983-86)	2457.0
2.	Shonda Cole (2003-06)	2029.0
3.	Cally Plummer (1998-2002)	1749.5
4.	Stephanie Pflughaupt (1986-89)	1679.5
5.	Heather Larkin (1994-97)	1636.0
6.	<i>Juliette Thévenin (2010-present)</i>	1,559.0
7.	Kim DeNeve (1986-89)	1401.5
8.	Berna Dwyer (1999-2002)	1399.0
9.	Amy Iannocari (1991-94)	1386.5
10.	Ivana Kujundzic (2006-09)	1345.0

**POINTS PER SET
(Minimum 500 Points)**

Rank	Name (Years)	(P-SP) P/S
1.	Shonda Cole (2003-06)	(2,029.0-417) 4.87
2.	Lori Rowe (1983-86)	(2,457.0-507) 4.85
3.	<i>Juliette Thévenin (2010-present)</i>	(1,559.0-349) 4.47
4.	Cally Plummer (1998-2002)	(1,749.5-394) 4.44
5.	Heather Larkin (1994-97)	(1,636.0-395) 4.14
6.	Kori Ermigarat (1994-95)	(946.5-233) 4.06
7.	Berna Dwyer (1999-2002)	(1,399.0-366) 3.82
8.	Crystal Moore (1997-99)	(892.5-240) 3.72
9.	Stephanie Pflughaupt (1986-89)	(1,679.5-455) 3.69
10.	Kim DeNeve (1986-89)	(1,401.5-381) 3.68

Note: Season statistics were not kept until 1983.

Current players in *italics*

INDIVIDUAL MATCH RECORDS

KILLS

3-SET MATCHES

Rank	Name	Opponent (Date)	Kills
1.	Shonda Cole	Georgia (11/15/2006)	27
2.	Amy Iannocari	Kentucky (10/30/1994)	23
3.	Shonda Cole	Arkansas (10/27/2006)	22
4.	<i>Juliette Thévenin</i>	<i>Montana (8/26/2011)</i>	21
	Cally Plummer	LSU (9/22/2000)	21
	Heather Larkin	North Carolina State (9/6/1997)	21
	Shani Abshier	Kentucky (11/17/1996)	21
	Lori Rowe	USF (10/7/1983)	21
	Lori Rowe	Appalachian State (9/17/1983)	21

4-SET MATCHES

Rank	Name	Opponent (Date)	Kills
1.	Shonda Cole	Florida (9/17/2006)	35
2.	Shonda Cole	College of Charleston (11/22/2006)	29
	Shonda Cole	Tennessee (11/12/2006)	29
4.	Hannah Lawing	Harvard (9/12/2009)	28
	Amy Iannocari	Florida (11/13/1994)	28

5-SET MATCHES

Rank	Name	Opponent (Date)	Kills
1.	Shonda Cole	TCU (8/25/2006)	37
2.	Shonda Cole	Auburn (9/15/2006)	36
	Shonda Cole	Clemson (8/31/2006)	36
4.	Shonda Cole	St. John's (9/8/2006)	32
	Lori Rowe	Louisville (10/28/1983)	32

ATTACKS

3-SET MATCHES

Rank	Name	Opponent (Date)	Attacks
1.	Cally Plummer	Tennessee (11/3/2000)	54
2.	Amy Iannocari	Kentucky (10/30/1994)	53
3.	Shonda Cole	Kentucky (10/8/2006)	52
4.	<i>Juliette Thévenin</i>	<i>Montana (8/26/2011)</i>	50
	Kori Ermigarat	Xavier (9/1/1995)	50

4-SET MATCHES

Rank	Name	Opponent (Date)	Attacks
1.	Shonda Cole	Tennessee (11/12/2006)	73
2.	Shonda Cole	North Carolina (11/27/2004)	72
3.	Shonda Cole	College of Charleston (11/22/2006)	65
	Shonda Cole	Alabama (11/17/2006)	65
	Shonda Cole	Florida (9/17/2006)	65

5-SET MATCHES

Rank	Name	Opponent (Date)	Attacks
1.	Kori Ermigarat	Maryland (9/16/1995)	75
2.	<i>Juliette Thévenin</i>	<i>Clemson (9/6/13)</i>	73
	<i>Juliette Thévenin</i>	<i>Alabama (11/16/2012)</i>	73
	Amy Iannocari	Louisiana Tech (9/19/1992)	73
4.	Shonda Cole	Auburn (9/15/2006)	71
5.	Ivana Kujundzic	Rice (9/11/2009)	70
	Lori Rowe	Louisville (10/28/1983)	70

HITTING PERCENTAGE

3-SET MATCHES (MINIMUM 15 ATTACKS)

Rank	Name	Opponent (Date)	(K-E-A) Pct.
1.	Lori Rowe	Appalachian State (9/17/1983)	(21-1-23) .870
2.	Belita Salters	Mississippi State (11/23/2008)	(15-0-19) .789
3.	Lori Rowe	East Carolina (11/12/1983)	(11-0-15) .733
	Megan Laughlin	South Carolina State (10/23/2008)	(11-0-15) .733
5.	Lori Rowe	Chattanooga (10/8/1983)	(12-0-17) .706

4-SET MATCHES (MINIMUM 20 ATTACKS)

Rank	Name	Opponent (Date)	(K-E-A) Pct.
1.	Berna Dwyer	LSU (10/6/2002)	(17-0-25) .680
2.	Danika Taylor	Mississippi State (9/25/1998)	(16-0-26) .615
3.	Berna Dwyer	Georgia (11/17/2002)	(19-2-29) .586
4.	Niece Curry	LSU (10/6/2002)	(21-3-31) .581
5.	Bethanie Thomas	Elon (9/3/2011)	(16-1-26) .577

5-SET MATCHES (MINIMUM 25 ATTACKS)

Rank	Name	Opponent (Date)	(K-E-A) Pct.
1.	Sam Alban	New Mexico (9/8/2000)	(19-3-28) .571
2.	Niece Curry	Clemson (9/10/2002)	(15-1-25) .560
3.	Belita Salters	UNLV (8/30/2008)	(21-2-35) .543
4.	Belita Salters	Rhode Island (9/5/2008)	(17-2-28) .536
5.	Meredith Moorhead	Kentucky (11/10/2006)	(15-2-25) .520

ASSISTS

3-SET MATCHES

Rank	Name	Opponent (Date)	Assists
1.	Megan Hosp	LSU (9/22/2000)	64
2.	Ashley Edlund	Kentucky (10/20/1995)	59
3.	Megan Hosp	Tennessee (11/3/2000)	55
4.	Jodi Thompson	Kentucky (10/30/1994)	54
5.	Ashley Edlund	Arkansas (11/22/1997)	53
	Kelly Morrow	Appalachian State (9/24/1993)	53

4-SET MATCHES

Rank	Name	Opponent (Date)	Assists
1.	Megan Hosp	Arkansas (9/24/2000)	72
2.	Ashley Edlund	Mississippi State (9/27/1996)	71
3.	Ashley Edlund	Alabama (10/6/1996)	70
	Ashley Edlund	Georgia (11/12/1995)	70
5.	Megan Hosp	Auburn (10/22/1999)	69

5-SET MATCHES

Rank	Name	Opponent (Date)	Assists
1.	Tammy Correll	George Washington (11/12/1988)	84
2.	Julie Morrison	North Carolina State (11/7/1986)	74
3.	Megan Hosp	Northern Illinois (9/8/2000)	65
4.	Iris Santos	Auburn (10/22/2006)	64
	Megan Hosp	Michigan (9/17/1999)	64
	Ashley Edlund	Kentucky (11/5/1995)	64
	Kelly Morrow	Auburn (10/2/1994)	64

ACES

3-SET MATCHES

Rank	Name	Opponent (Date)	Aces
1.	Megan Hosp	Creighton (9/7/2002)	8
	Cally Plummer	Auburn (10/11/1998)	8
3.	Ashley Edlund	Alabama (10/9/1998)	7
4.	Taylor Bruns	Alabama (11/6/2011)	6
	Lynae Vanden Hull	Auburn (10/17/2004)	6
	Megan Hosp	Auburn (9/27/2002)	6
	Berna Dwyer	Auburn (10/26/2001)	6
	Diane Mitchell	Coastal Carolina (9/10/1993)	6
	Lori Rowe	Mississippi State (9/30/1983)	6

4-SET MATCHES

Rank	Name	Opponent (Date)	Aces
1.	Cally Plummer	Clemson (10/10/2001)	8
	Amy Collinsworth	Jacksonville (9/6/1991)	8
3.	Jordan Bradosky	The Citadel (9/26/2010)	6
	Cally Plummer	Arkansas (10/4/2002)	6
	Cally Plummer	North Carolina (11/24/2001)	6
	Cally Plummer	Kentucky (11/8/1998)	6
	Cally Plummer	LSU (10/22/1998)	6
	Cally Plummer	Florida (10/2/1998)	6

5-SET MATCHES

Rank	Name	Opponent (Date)	Aces
1.	Lori Rowe	Cincinnati (10/29/1983)	9
2.	Taylor Bruns	BYU (8/28/2010)	6
	Shonda Cole	Alabama (10/1/2006)	6
	Kim DeNeve	Washington State (9/23/1988)	6
5.	Shonda Cole	LSU (9/23/2005)	5
	Katelyn Panzau	George Washington (9/20/2003)	5
	Lynae Vanden Hull	Santa Clara (9/18/2003)	5
	Cally Plummer	Clemson (9/10/2002)	5
	Cally Plummer	Michigan (9/17/1999)	5
	Dee Dee Fortman	Kentucky (10/24/1997)	5

INDIVIDUAL MATCH RECORDS

DIGS

3-SET MATCHES

Rank	Name	Opponent (Date)	Digs
1.	Kori Ermigarat	Kentucky (10/20/1995)	30
2.	Hannah Lawing	Furman (9/10/2010)	26
	Kori Ermigarat	UNC Greensboro (9/6/1995)	26
	Jodi Thompson	Mercer (9/4/1993)	26
5.	Amy Iannocari	Appalachian State (9/24/1993)	25

4-SET MATCHES

Rank	Name	Opponent (Date)	Digs
1.	Yajaira Cadet	North Carolina (12/6/2002)	30
	Kori Ermigarat	Georgia (11/12/1995)	30
3.	Paige Wheeler	LSU (11/13/2011)	28
	Paige Wheeler	Elon (9/3/2011)	28
	Dinelia Concepcion	Alabama (11/17/2006)	28

5-SET MATCHES

Rank	Name	Opponent (Date)	Digs
1.	Hannah Lawing	Mississippi State (11/13/2010)	38
2.	Sarah Cline	Arkansas (11/2/2007)	36
	Jodi Thompson	Louisiana Tech (9/19/1992)	36
4.	Shani Abshier	Maryland (9/16/1995)	33
5.	Diane Denton	Florida (10/11/1988)	32

BLOCK SOLOS

3-SET MATCHES

Rank	Name	Opponent (Date)	Blocks
1.	Teresa Stenlund	Lipscomb (9/11/2010)	5
	Lori Rowe	Western Carolina (9/24/1983)	5
3.	Belita Salters	Virginia Commonwealth (8/31/2007)	4
	Belita Salters	Boston College (8/25/2007)	4
	Nicole Miller	Mercer (9/3/2005)	4
	Katie Gerst	Davidson (9/12/1994)	4
	Jennifer Guess	Mississippi State (10/3/1993)	4

4-SET MATCHES

Rank	Name	Opponent (Date)	Blocks
1.	Stephanie Pflughaupt	Charlotte (10/5/1988)	9
2.	Stephanie Pflughaupt	Rice (10/18/1986)	5
3.	Heather Larkin	Arkansas (10/5/1997)	4
	Katie Gerst	UNC Asheville (9/25/1993)	4
5.	Nicole Miller	Pittsburgh (9/2/2005)	3
	Lauren Ford	Mississippi (10/8/2004)	3
	Berna Dwyer	American (12/5/2002)	3
	Danika Taylor	Mississippi State (9/25/1998)	3
	Heather Larkin	Georgia (9/26/1997)	3
	Heather Larkin	Mississippi (9/29/1996)	3
	Lori Drost	Mississippi State (9/27/1996)	3
	Dee Dee Fortman	Alabama (10/15/1995)	3
	Heather Larkin	Georgia (9/24/1995)	3
	Stephanie Pflughaupt	Georgia (9/14/1988)	3

5-SET MATCHES

Rank	Name	Opponent (Date)	Blocks
1.	<i>Juliette Thévenin</i>	<i>Alabama (11/16/2012)</i>	4
	Lori Rowe	North Carolina (10/7/1983)	4
3.	Bethanie Thomas	East Tennessee State (8/25/2012)	3
	Belita Salters	LSU (10/26/2008)	3
	Megan Laughlin	LSU (10/28/2007)	3
	Megan Laughlin	Maryland (9/1/2007)	3
	Lynae Vanden Hull	Mississippi State (10/15/2006)	3
	Heather Larkin	Alabama (9/30/1994)	3
	Jennifer Guess	College of Charleston (10/20/1993)	3
	Lori Rowe	Memphis (10/14/1983)	3

BLOCK ASSISTS

3-SET MATCHES

Rank	Name	Opponent (Date)	Blocks
1.	Lori Rowe	College of Charleston (10/4/1983)	11
	Lori Rowe	Western Carolina (9/24/1983)	11
3.	Dee Dee Fortman	Kentucky (10/20/2005)	9
	Dee Dee Fortman	Illinois State (12/4/1997)	9
	Jennifer Guess	Alabama (10/1/1993)	9
	Lori Rowe	Virginia Tech (11/18/1983)	9

4-SET MATCHES

Rank	Name	Opponent (Date)	Blocks
1.	Libby Ralston	Jacksonville (9/6/1991)	15
2.	Stephanie Pflughaupt	Georgia (9/14/1988)	13
3.	Belita Salters	North Carolina (9/10/2005)	10
	Lauren Ford	Mississippi (10/8/2004)	10
	Berna Dwyer	Georgia (11/17/2002)	10
	Berna Dwyer	Arizona State (9/6/2002)	10
	Dee Dee Fortman	Georgia (11/12/1995)	10
	Dee Dee Fortman	Tennessee (10/22/1995)	10
	Heather Larkin	Tennessee (10/14/1994)	10

5-SET MATCHES

Rank	Name	Opponent (Date)	Blocks
1.	Heather Larkin	Kentucky (10/7/1994)	12
2.	Crystal Johnson	St. John's (9/8/2006)	11
3.	Danika Taylor	Michigan (9/17/1999)	10
	Lori Drost	Maryland (9/16/1995)	10
	Amy Collinsworth	College of Charleston (10/20/1993)	10
	Stephanie Pflughaupt	Memphis (11/22/1986)	10
	Lori Rowe	Louisville (10/28/1983)	10
	Lori Rowe	Georgia (10/1/1983)	10

TOTAL BLOCKS

3-SET MATCHES

Rank	Name	Opponent (Date)	Blocks
1.	Lori Rowe	Western Carolina (9/24/1983)	16
2.	Dee Dee Fortman	Kentucky (10/20/1995)	12
3.	Dee Dee Fortman	Illinois State (12/4/1997)	10
	Jennifer Guess	Alabama (10/1/1993)	10
	Lori Rowe	Virginia Tech (11/18/1983)	10
	Lori Rowe	USF (10/7/1983)	10

4-SET MATCHES

Rank	Name	Opponent (Date)	Blocks
1.	Libby Ralston	Jacksonville (9/6/1991)	16
	Stephanie Pflughaupt	Georgia (9/14/1988)	16
3.	Lauren Ford	Mississippi (10/8/2004)	13
4.	Heather Larkin	Tennessee (10/14/1994)	12
	Katie Gerst	UNC Asheville (9/25/1993)	12

5-SET MATCHES

Rank	Name	Opponent (Date)	Blocks
1.	Crystal Johnson	St. John's (9/8/2006)	13
2.	Heather Larkin	Kentucky (10/7/1994)	12
	Lori Rowe	Memphis (11/22/1986)	12
4.	Danika Taylor	Michigan (9/17/1999)	11
	Amy Collinsworth	College of Charleston (10/20/1993)	11
	Lori Rowe	North Carolina (10/7/1983)	11

Note: Box scores are only available from 1993 to the present. Limited historical records prior to 1993 were used to aid in the composition of individual match records as well.

Current players in *italics*

TEAM MATCH RECORDS

KILLS

3-SET MATCHES

Rank	Opponent (Date)	Kills
1.	LSU (9/22/2000)	76
2.	Tennessee (11/3/2000)	74
3.	Kentucky (10/20/1995)	69
4.	Clemson (9/16/1998)	66
	Arkansas (11/22/1997)	66

4-SET MATCHES

Rank	Opponent (Date)	Kills
1.	Georgia (11/12/1995)	88
2.	Arkansas (9/24/2000)	86
3.	Florida (10/31/1997)	83
4.	Florida (9/17/2006)	82
	Houston (9/16/2005)	82
	LSU (10/25/1996)	82
	Alabama (10/6/1996)	82

5-SET MATCHES

Rank	Opponent (Date)	Kills
1.	North Carolina State (11/7/1986)	99
2.	Arkansas (11/23/1996)	86
3.	Arkansas (11/2/2007)	85
	Georgia (11/18/2000)	85
	Northern Illinois (9/8/2000)	85
	Michigan (9/17/1999)	85

TEAM MATCH RECORDS

ATTACKS

3-SET MATCHES

Rank	Opponent (Date)	Attacks
1.	Arkansas (11/22/1997)	179
2.	Tennessee (11/3/2000)	177
3.	Mississippi State (10/8/1995)	171
4.	San Diego (9/13/2002)	166
5.	LSU (9/22/2000)	165

4-SET MATCHES

Rank	Opponent (Date)	Attacks
1.	USF (9/17/1994)	235
2.	Arkansas (9/24/2000)	223
3.	Kentucky (10/22/1993)	220
4.	LSU (10/25/1996)	219
5.	Mississippi State (9/27/1996)	218
	Georgia (11/12/1995)	218

5-SET MATCHES

Rank	Opponent (Date)	Attacks
1.	Northern Illinois (9/8/2000)	243
2.	Tennessee (11/11/2007)	241
	Maryland (9/16/1995)	241
4.	Arkansas (11/2/2007)	234
5.	Arkansas (11/23/1996)	225

HITTING PERCENTAGE

3-SET MATCHES

Rank	Opponent (Date)	(K-E-A) Pct.
1.	SC State (10/23/2008)	(50-3-80) .587
2.	Liberty (9/1/2000)	(62-7-98) .561
3.	Mississippi State (11/23/2008)	(48-3-84) .536
4.	Louisville (9/26/1986)	(N/A) .530
5.	Troy (9/7/2007)	(52-6-92) .500
	Auburn (9/27/2002)	(53-8-90) .500

4-SET MATCHES

Rank	Opponent (Date)	(K-E-A) Pct.
1.	Mississippi State (9/25/1998)	(80-8-165) .436
2.	American (9/7/1996)	(44-7-85) .435
3.	Mississippi (10/16/2011)	(61-11-127) .394
4.	Arkansas (10/5/1997)	(73-7-170) .388
5.	North Carolina (11/24/2001)	(78-18-160) .375

5-SET MATCHES

Rank	Opponent (Date)	(K-E-A) Pct.
1.	Arkansas (11/23/2012)	(68-17-143) .357
2.	Kentucky (10/24/1997)	(81-17-187) .342
3.	Michigan State (9/18/2004)	(64-17-143) .329
4.	Clemson (9/10/2002)	(74-22-162) .321
5.	ETSU (8/25/2012)	(70-21-165) .297

ASSISTS

3-SET MATCHES

Rank	Opponent (Date)	Assists
1.	LSU (9/22/2000)	73
2.	Tennessee (11/3/2000)	69
3.	Kentucky (10/20/1995)	63
4.	Mississippi (11/21/1997)	60
5.	Georgia (11/15/2006)	58
	Mississippi State (11/3/2002)	58

4-SET MATCHES

Rank	Opponent (Date)	Assists
1.	Arkansas (9/24/2000)	81
2.	Florida (9/17/2006)	76
3.	Alabama (10/6/1996)	74
4.	LSU (10/25/1996)	73
	Mississippi State (9/27/1996)	73

5-SET MATCHES

Rank	Opponent (Date)	Assists
1.	North Carolina State (11/7/1986)	95
2.	Arkansas (11/2/2007)	80
3.	Tennessee (11/11/2007)	79
	Northern Illinois (9/8/2000)	79
5.	Auburn (9/14/2007)	76

ACES

3-SET MATCHES

Rank	Opponent (Date)	Aces
1.	Auburn (10/17/2004)	16
	Alabama (9/29/2002)	16
	Creighton (9/7/2002)	16
	Auburn (10/11/1998)	16
5.	Auburn (9/27/2002)	15
	Tennessee (10/26/1997)	15

4-SET MATCHES

Rank	Opponent (Date)	Aces
1.	Jacksonville (9/6/1991)	22
2.	Kentucky (11/8/1998)	16
	Arkansas (10/5/1997)	16
	Western Carolina (9/3/1993)	16
5.	Mississippi (10/12/1997)	15

5-SET MATCHES

Rank	Opponent (Date)	Aces
1.	Santa Clara (9/18/2003)	15
	New Mexico (9/8/2000)	15
	Washington State (9/23/1988)	15
4.	George Washington (9/20/2003)	14
5.	Indiana (9/13/2003)	13
	Michigan (9/17/1999)	13

DIGS

3-SET MATCHES

Rank	Opponent (Date)	Digs
1.	Mississippi State (10/8/1995)	96
	UNC Greensboro (9/6/1995)	96
3.	Kentucky (10/30/1994)	92
4.	Appalachian State (9/24/1993)	91
5.	Mississippi State (11/17/1995)	89

4-SET MATCHES

Rank	Opponent (Date)	Digs
1.	Charlotte (10/26/1993)	120
2.	Mississippi State (9/27/1996)	118
3.	LSU (10/25/1996)	113
4.	Kentucky (10/22/1993)	110
5.	Mississippi State (10/22/2000)	109

5-SET MATCHES

Rank	Opponent (Date)	Digs
1.	Maryland (9/16/1995)	136
2.	Mississippi State (11/13/2010)	114
	George Washington (11/12/1988)	114
4.	Arkansas (11/2/2007)	108
5.	Tennessee (11/11/2007)	106
	Alabama (9/30/1994)	106

BLOCK SOLOS

3-SET MATCHES

Rank	Opponent (Date)	Block Solos
1.	Mercer (9/3/2005)	9
2.	Georgia (10/24/2002)	7
3.	Lipscomb (9/11/2010)	6
	George Washington (9/1/2007)	6
	Tennessee (11/7/1997)	6
	Davidson (9/4/1995)	6

4-SET MATCHES

Rank	Opponent (Date)	Block Solos
1.	Charlotte (10/5/1988)	17
2.	Illinois-Chicago (9/7/1996)	12
3.	Dayton (8/29/2008)	8
	UNC Asheville (9/25/1993)	8
	Florida (9/6/1986)	8

5-SET MATCHES

Rank	Opponent (Date)	Block Solos
1.	Maryland (9/1/2007)	7
2.	Mississippi State (10/15/2006)	6
	Arkansas (9/25/2005)	6
	Memphis (11/22/1986)	6
5.	LSU (10/28/2007)	5

St. John's (9/8/2006)	5
Alabama (9/30/1994)	5

BLOCK ASSISTS

3-SET MATCHES

Rank	Opponent (Date)	Block Assists
1.	Tennessee (11/9/2005)	28
	Kentucky (10/20/1995)	28
3.	Auburn (10/31/2003)	26
	Illinois State (12/4/1997)	26
	Mississippi State (10/8/1995)	26

4-SET MATCHES

Rank	Opponent (Date)	Block Assists
1.	Georgia (11/12/1995)	36
2.	Mississippi (10/8/2004)	34
3.	North Carolina (9/10/2005)	32
4.	Kentucky (10/16/1998)	30
	Tennessee (10/14/1994)	30

5-SET MATCHES

Rank	Opponent (Date)	Block Assists
1.	College of Charleston (9/7/1991)	41
2.	Kentucky (10/7/1994)	36
3.	College of Charleston (10/20/1993)	34
4.	St. John's (9/8/2006)	30
5.	Santa Clara (9/18/2003)	28
	Michigan (9/17/1999)	28
	Colorado State (12/4/1998)	28
	UCF (8/31/1996)	28
	Memphis (11/22/1986)	28

TOTAL BLOCKS

3-SET MATCHES

Rank	Opponent (Date)	Total Blocks
1.	Kentucky (10/20/1995)	18.0
2.	Mercer (9/3/2005)	17.0
3.	Tennessee (11/9/2005)	16.0
4.	Winthrop (11/26/2005)	14.0
	Auburn (10/31/2003)	14.0
	Illinois State (12/4/1997)	14.0
	Alabama (10/1/1993)	14.0

4-SET MATCHES

Rank	Opponent (Date)	Total Blocks
1.	Tennessee (10/14/1994)	22.0
2.	Mississippi (10/8/2004)	21.0
	Georgia (11/12/1995)	21.0
4.	UNC Asheville (9/25/1993)	20.0
5.	North Carolina (9/10/2005)	19.0
	American (12/5/2002)	19.0

5-SET MATCHES

Rank	Opponent (Date)	Total Blocks
1.	North Carolina (10/19/1988)	22.0
2.	College of Charleston (9/7/1991)	21.5
3.	College of Charleston (10/20/1993)	21.0
4.	St. John's (9/8/2006)	20.0
	Memphis (11/22/1986)	20.0

Note: Box scores are only available from 1993 to the present. Limited historical records prior to 1993 were used to aid in the composition of individual match records as well.



SCOTT SWANSON

Head Coach • Third Year at South Carolina

- Coached seven teams that played in the NCAA Tournament (Arizona State 1999, 2000, Minnesota 2006-10)
- Part of staff for seven All-Americans
- Recruited three top-10 classes to Minnesota

The 11th head coach in Gamecock Volleyball history, Scott Swanson looks to continue building the South Carolina program into a national contender entering his third season in Columbia.

Swanson guided the Gamecocks to an 18-14 record last season, the program's second winning season in the last decade. South Carolina got off to a program-best 13-0 start and improved its hitting percentage for a second straight season, ranking second in the SEC with a percentage of .255, an improvement of 29 points from the previous year. Outside hitter Juliette Thévenin garnered second-team All-SEC honors after she ranked second in SEC play with 4.40 kills per set and 4.81 points per set, becoming the first Gamecock since 2008 to receive an All-SEC award.

In Swanson's first season, the Gamecocks went 14-16 and improved its offensive efficiency and its backline defense under his guidance. The team led the SEC with a 16.78 digs average, the best mark in four years for the Gamecocks, and hit .226, a 45-point improvement from the 2011 season. Three times, South Carolina student-athletes garnered an SEC weekly award, with Thévenin picking up the first offensive listing and Paige Wheeler twice gaining the defensive certificate.

Swanson's teams have also proved themselves in the classroom, earning the Team Academic Award from the American Volleyball Coaches Association in 2011-12 and 2012-13. A total of 15 Gamecocks made the SEC Academic Honor Rolls in 2012-13, and thirteen received the honor in 2011-12. The team also claimed the department's Life Skills Team of the Year award in 2011-12, honoring the group for its academic achievements, personal development and work in the community.

Prior to his current head coaching job, Swanson spent five years on the sidelines for the Golden Gophers, helping the team to five-consecutive NCAA Tournament appearances and a 125-46 record. Three times, Minnesota finished second in the Big Ten behind perennial power Penn State. The 2009 team advanced to the national semifinals in the NCAA Tournament.

During his tenure in Minneapolis, Swanson helped the Golden Gophers become an elite blocking team. In five years, Minnesota never ranked lower than 35th in NCAA Division I in blocks. The 2007 team set a program record with 3.54 blocks per set. Five Golden Gophers earned All-America accolades during those five years, including 2009 first-team middle blocker and 2012 US National Team pool member Lauren Gibbemeyer.

Swanson also led the Gophers' recruiting efforts, posting three top-10 recruiting classes according to PrepVolleyball.com. The 2009 group earned top honors from the outlet.

The summer of 2009, Swanson spent time with USA Volleyball's A-2 Junior National Team, and he coached the USA Red team to a second-place showing in the 2008 USA Adult Open Championships.

Swanson brings in four years of head coaching experience to Columbia after his tenure at the University of Texas-El Paso. With a 50-61 career record, Swanson had the team on the brink of the NCAA Tournament in 2005, when the Miners went 21-10. Three player earned all-conference honors under Swanson's tutelage, including honorable mention All-American Kari Stacy. He also inked a high school All-American and saw his team improve in the classroom to a department-best 3.2 GPA in 2005.

Prior to UTEP, Swanson spent six years at his alma mater, Arizona State. He helped the team to two NCAA Tournament appearances during his time in Tempe and coached one second-team All-American and two Pac-10 All-Freshman Team players. Two of his Sun Devil players garnered Academic All-America certificates as well.

Swanson started his coaching career at Mountain View (Ariz.) High School, working as an assistant with the varsity team and leading his junior varsity group to a 17-1 record. As a head coach with the Arizona East Valley Juniors club, he led a 16-1s team to a national runner-up finish and earned Cactus Region Coach of the Year honors. He also served as head coach at Camelback High School before landing the job with Arizona State, where he also played club volleyball.

A graduate of ASU, Swanson is married to the former Erin Meier. The couple has one daughter, Rylee Sue.

HEAD COACHING RECORD								
Year	School	W	L	PCT	W	L	PCT	Finish
2002	UTEP	11	14	.440	6	7	.462	2nd WAC East
2003	UTEP	8	22	.267	2	11	.154	5th WAC East
2004	UTEP	10	15	.400	2	11	.154	4th WAC East
2005	UTEP	21	10	.677	10	6	.625	4th CUSA
2011	South Carolina	14	16	.467	5	15	.250	5th SEC East
2012	South Carolina	18	14	.563	6	14	.300	6th SEC East
2013	South Carolina	10	6	.625	2	2	.500	--
TOTAL	6+ Years	92	97	.487	33	66	.333	

ASSISTANT COACHING RECORD								
Year	School	W	L	PCT	W	L	PCT	Finish
1996	Arizona State	9	15	.375	4	14	.222	8th Pac-10
1997	Arizona State	13	16	.448	4	14	.222	8th Pac-10
1998	Arizona State	11	14	.440	8	10	.444	T-5th Pac-10
1999	Arizona State	14	13	.519	10	8	.556	5th Pac-10
2000	Arizona State	18	12	.600	9	9	.500	T-5th Pac-10
2001	Arizona State	10	16	.385	5	13	.278	7th Pac-10
2006	Minnesota	26	8	.765	17	3	.850	T-2nd Big Ten
2007	Minnesota	18	13	.581	11	9	.550	T-3rd Big Ten
2008	Minnesota	27	7	.794	16	4	.800	2nd Big Ten
2009	Minnesota	28	9	.757	15	5	.750	3rd Big Ten
2010	Minnesota	26	8	.765	14	6	.700	2nd Big Ten
TOTAL	11 Years	200	131	.604	113	95	.543	

THE SWANSON TIMELINE	
Coaching	
2011-present	Head coach, South Carolina
2006-2010	Assistant coach, associate head coach, Minnesota
2009	Assistant coach, USA Volleyball A-2 Women's Team
2002-2005	Head coach, UTEP
1996-2001	Assistant coach, associate head coach, Arizona State
1994-1995	Head coach, Camelback High School
1993-2000	Head coach, Arizona East Valley Juniors
1991-1992	Assistant coach, Mountain View High School

Education	
1995	B.A., Family studies and human development, Arizona State



1 - HELEN RÉCABORDE

5-10 • Fr. • S • Atlanta, Ga. (Atlanta International)

SEASON NOTES

Played in all three sets in the season opener vs. South Carolina State (8/30)...Recorded a match-high 14 assists...Filled in at setter mid-way through match vs. Duke (9/14) and recorded 11 assists and five digs in two sets...Saw time in win over Robert Morris (9/21) and registered one kill, two assists, two digs and a block assist.

Season Highs

Kills
1, 2x, last vs. Robert Morris (9/21)

Attempts
2, SC State (8/30)

Hit. % (Min. 12 Att.)
N/A

Assists
14, SC State (8/30)

Service Aces
2, SC State (8/30)

Digs
5, 2x, last vs. Duke (9/14)

Blocks Solo
N/A

Block Assists
1, Robert Morris (9/21)

Total Blocks
1, Robert Morris (9/21)

2013 Match-By-Match Statistics

DATE	OPP	SP	KILL	ERR	ATT	PCT	AST	SA	SE	RE	DIG	BS	BA	BE	TB	BHE	P
8/30	South Carolina State	3	1	1	2	.000	14	2	0	0	5	0	0	0	0.0	3	3.0
8/30	FIU	--	--	--	--	--	--	--	DNP	--	--	--	--	--	--	--	--
8/31	High Point	--	--	--	--	--	--	--	DNP	--	--	--	--	--	--	--	--
9/6	at Clemson	--	--	--	--	--	--	--	DNP	--	--	--	--	--	--	--	--
9/7	vs. Furman	--	--	--	--	--	--	--	DNP	--	--	--	--	--	--	--	--
9/7	vs. Winthrop	--	--	--	--	--	--	--	DNP	--	--	--	--	--	--	--	--
9/13	vs. Utah State	--	--	--	--	--	--	--	DNP	--	--	--	--	--	--	--	--
9/13	vs. Liberty	--	--	--	--	--	--	--	DNP	--	--	--	--	--	--	--	--
9/14	at Duke	2	0	0	0	.000	11	0	0	0	5	0	0	0	0.0	1	0.0
9/20	Western Carolina	--	--	--	--	--	--	--	DNP	--	--	--	--	--	--	--	--
9/21	Robert Morris	1	1	0	1	1.000	2	0	0	0	2	0	1	0	1.0	0	1.5
9/21	Presbyterian	--	--	--	--	--	--	--	DNP	--	--	--	--	--	--	--	--
9/27	at Missouri	--	--	--	--	--	--	--	DNP	--	--	--	--	--	--	--	--
9/29	at Tennessee	--	--	--	--	--	--	--	DNP	--	--	--	--	--	--	--	--
10/4	Arkansas	--	--	--	--	--	--	--	DNP	--	--	--	--	--	--	--	--
10/6	Texas A&M	--	--	--	--	--	--	--	DNP	--	--	--	--	--	--	--	--
10/11	Georgia	--	--	--	--	--	--	--	--	--	--	--	--	--	--	--	--
10/13	Kentucky	--	--	--	--	--	--	--	--	--	--	--	--	--	--	--	--
10/18	at Mississippi State	--	--	--	--	--	--	--	--	--	--	--	--	--	--	--	--
10/20	at Mississippi	--	--	--	--	--	--	--	--	--	--	--	--	--	--	--	--
10/25	Tennessee	--	--	--	--	--	--	--	--	--	--	--	--	--	--	--	--
10/27	Auburn	--	--	--	--	--	--	--	--	--	--	--	--	--	--	--	--
10/30	Coastal Carolina	--	--	--	--	--	--	--	--	--	--	--	--	--	--	--	--
11/8	at Kentucky	--	--	--	--	--	--	--	--	--	--	--	--	--	--	--	--
11/10	at Georgia	--	--	--	--	--	--	--	--	--	--	--	--	--	--	--	--
11/13	at Florida	--	--	--	--	--	--	--	--	--	--	--	--	--	--	--	--
11/15	Alabama	--	--	--	--	--	--	--	--	--	--	--	--	--	--	--	--
11/17	Missouri	--	--	--	--	--	--	--	--	--	--	--	--	--	--	--	--
11/22	at Arkansas	--	--	--	--	--	--	--	--	--	--	--	--	--	--	--	--
11/24	LSU	--	--	--	--	--	--	--	--	--	--	--	--	--	--	--	--
11/27	at Texas A&M	--	--	--	--	--	--	--	--	--	--	--	--	--	--	--	--

CAREER STATISTICS

YEAR	SP	MP	KILL	K/S	ERR	ATT	PCT	AST	A/S	SA	SA/S	SE	DIG	D/S	RE	BS	BA	TB	B/S	BE	BHE	P	P/S
2013	6	3	2	0.33	1	3	.333	27	4.50	2	0.33	0	12	2.00	0	0	1	1	0.17	0	4	4.5	0.67



2 - ERIN NEUENFELDT

5-10 • Fr. • OH/DS • Birmingham, Mich. (Seaholm)

SEASON NOTES

Has not played.

Season Highs

- Kills N/A
- Attempts N/A
- Hit. % (Min. 12 Att.) N/A
- Assists N/A
- Service Aces N/A
- Digs N/A
- Blocks Solo N/A
- Block Assists N/A
- Total Blocks N/A

2013 Match-By-Match Statistics

DATE	OPP	SP	KILL	ERR	ATT	PCT	AST	SA	SE	RE	DIG	BS	BA	BE	TB	BHE	P
8/30	South Carolina State	--	--	--	--	--	--	--	DNP	--	--	--	--	--	--	--	--
8/30	FIU	--	--	--	--	--	--	--	DNP	--	--	--	--	--	--	--	--
8/31	High Point	--	--	--	--	--	--	--	DNP	--	--	--	--	--	--	--	--
9/6	at Clemson	--	--	--	--	--	--	--	DNP	--	--	--	--	--	--	--	--
9/7	vs. Furman	--	--	--	--	--	--	--	DNP	--	--	--	--	--	--	--	--
9/7	vs. Winthrop	--	--	--	--	--	--	--	DNP	--	--	--	--	--	--	--	--
9/13	vs. Utah State	--	--	--	--	--	--	--	DNP	--	--	--	--	--	--	--	--
9/13	vs. Liberty	--	--	--	--	--	--	--	DNP	--	--	--	--	--	--	--	--
9/14	at Duke	--	--	--	--	--	--	--	DNP	--	--	--	--	--	--	--	--
9/20	Western Carolina	--	--	--	--	--	--	--	DNP	--	--	--	--	--	--	--	--
9/21	Robert Morris	--	--	--	--	--	--	--	DNP	--	--	--	--	--	--	--	--
9/21	Presbyterian	--	--	--	--	--	--	--	DNP	--	--	--	--	--	--	--	--
9/27	at Missouri	--	--	--	--	--	--	--	DNP	--	--	--	--	--	--	--	--
9/29	at Tennessee	--	--	--	--	--	--	--	DNP	--	--	--	--	--	--	--	--
10/4	Arkansas	--	--	--	--	--	--	--	DNP	--	--	--	--	--	--	--	--
10/6	Texas A&M	--	--	--	--	--	--	--	DNP	--	--	--	--	--	--	--	--
10/11	Georgia																
10/13	Kentucky																
10/18	at Mississippi State																
10/20	at Mississippi																
10/25	Tennessee																
10/27	Auburn																
10/30	Coastal Carolina																
11/8	at Kentucky																
11/10	at Georgia																
11/13	at Florida																
11/15	Alabama																
11/17	Missouri																
11/22	at Arkansas																
11/24	LSU																
11/27	at Texas A&M																

CAREER STATISTICS

YEAR	SP	MP	KILL	K/S	ERR	ATT	PCT	AST	A/S	SA	SA/S	SE	DIG	D/S	RE	BS	BA	TB	B/S	BE	BHE	P	P/S
2013	--	--	--	--	--	--	--	--	--	--	--	--	--	--	--	--	--	--	--	--	--	--	--



3 - DESSAA LEGROS

5-10 • Fr. • MB/OH • Kennesaw, Ga. (Allatoona)

SEASON NOTES

Played all nine sets in the Gamecock Invitational...Averaged 2.78 kills per set while hitting .345 for the tournament...Recorded 10 kills on 15 attacks (.667) in the opener vs. South Carolina State (8/30)...Saw action in two sets vs. Utah State (9/13) and recorded one kill...Played in all three matches of the Carolina Classic...Hit .429 to finish with seven kills in win over Robert Morris (9/21)... Finished with seven kills, two digs and a block assist at Missouri (9/27)...Produced career-high 12 kills and four digs in win at Tennessee (9/29)...Contributed a kill, an assist, a dig and a block assist against Arkansas (10/4)...Tallied five kills and a block assist in win over Texas A&M (10/6).

- Season Highs**
- Kills**
12, Tennessee (9/29)
- Attempts**
23, High Point (8/31)
- Hit. % (Min. 12 Att.)**
.667, SC State (8/30)
- Assists**
2, Furman (9/7)
- Service Aces**
N/A
- Digs**
4, Tennessee (9/29)
- Blocks Solo**
N/A
- Block Assists**
1, 7x, last vs. Texas A&M (10/6)
- Total Blocks**
1, 7x, last vs. Texas A&M (10/6)

2013 Match-By-Match Statistics																		
DATE	OPP	SP	KILL	ERR	ATT	PCT	AST	SA	SE	RE	DIG	BS	BA	BE	TB	BHE	P	
8/30	South Carolina State	3	10	0	15	.667	0	0	0	0	0	0	0	0	0.0	0	10.0	
8/30	FIU	3	7	3	20	.200	0	0	0	0	0	0	1	0	1.0	0	7.5	
8/31	High Point	3	8	2	23	.261	0	0	0	0	1	0	1	0	1.0	0	8.5	
9/6	at Clemson	3	4	5	18	-.056	0	0	0	0	2	0	1	0	1.0	0	4.5	
9/7	vs. Furman	4	4	3	12	.083	2	0	0	0	3	0	0	1	0.0	0	4.0	
9/7	vs. Winthrop	1	0	0	0	.000	0	0	0	0	0	0	0	0	0.0	0	0.0	
9/13	vs. Utah State	2	1	3	7	-.286	0	0	0	0	1	0	0	0	0.0	0	1.0	
9/13	vs. Liberty	--	--	--	--	--	--	--	DNP	--	--	--	--	--	--	--	--	
9/14	at Duke	2	0	0	1	.000	0	0	0	0	0	0	0	0	0.0	0	0.0	
9/20	Western Carolina	1	1	1	3	.000	0	0	0	0	0	0	0	0	0.0	0	1.0	
9/21	Robert Morris	3	7	1	14	.429	0	0	0	0	1	0	0	1	0.0	0	7.0	
9/21	Presbyterian	3	2	5	15	-.200	0	0	0	0	0	0	0	0	0.0	0	2.0	
9/27	at Missouri	3	7	4	15	.200	0	0	0	0	2	0	1	0	1.0	0	7.5	
9/29	at Tennessee	4	12	3	35	.257	1	0	0	0	4	0	1	0	1.0	0	12.5	
10/4	Arkansas	4	1	4	14	-.214	1	0	0	0	1	0	1	0	1.0	0	1.5	
10/6	Texas A&M	4	5	2	17	.176	0	0	0	0	0	0	1	0	1.0	0	5.5	
10/11	Georgia																	
10/13	Kentucky																	
10/18	at Mississippi State																	
10/20	at Mississippi																	
10/25	Tennessee																	
10/27	Auburn																	
10/30	Coastal Carolina																	
11/8	at Kentucky																	
11/10	at Georgia																	
11/13	at Florida																	
11/15	Alabama																	
11/17	Missouri																	
11/22	at Arkansas																	
11/24	LSU																	
11/27	at Texas A&M																	

CAREER STATISTICS

YEAR	SP	MP	KILL	K/S	ERR	ATT	PCT	AST	A/S	SA	SA/S	SE	DIG	D/S	RE	BS	BA	TB	B/S	BE	BHE	P	P/S
2013	43	15	69	1.60	36	209	.158	4	0.09	0	0.00	0	15	0.35	0	0	7	7	0.16	2	0	72.5	1.67



4 - DARIAN DOZIER

6-1 • So. • MB/RS • Sandy Spring, Md. (St. Johns College)

SEASON NOTES

Started all three matches and played all nine sets in the Gamecock Invitational...Averaged 1.78 blocks per set, which leads the SEC... Averaged 2.00 kills per set while hitting .324 for the tournament...Recorded six kills and six block assists in win over South Carolina State (8/30)...Tallied career-high eight blocks in win over High Point (8/31)...Finished with 11 kills (.391) in loss at Clemson (9/6)... Contributed career-high six digs and five block assists against the Tigers...Named to All-Tournament Team at Duke Invitational...Post- ed 14 kills while hitting .407 and two service aces in win over Utah State (9/13)...Added four digs and four blocks against the Aggies... Hit .353 to record eight kills and produced five blocks in sweep of Liberty (9/13)...Had six kills and four block assists in four-set loss to Duke (9/14)...Earned Carolina Classic All-Tournament honors...Hit career-best .625 to register 10 kills in sweep of Western Carolina (9/20)...Had six kills and seven blocks against Robert Morris (9/21)...Finished with seven kills with a hitting percentage of .375 and five blocks in sweep of Presbyterian (9/21)...Had four kills, three block assists and two digs at Missouri (9/27)...Hit .304 to record nine kills and added six blocks and three digs in win at Tennessee (9/29)...Had seven kills with a hitting percentage of .438 and six block assists against Arkansas (10/4)...Produced a career-high 18 kills while hitting .571 and six block assists in win over Texas A&M (10/6).

- Season Highs**
- Kills**
18, Texas A&M (10/6)
- Attempts**
28, Texas A&M (10/6)
- Hit. % (Min. 12 Att.)**
.625, Western Carolina (9/20)
- Assists**
1, 3x, last vs. Texas A&M (10/6)
- Service Aces**
2, Utah State (9/13)
- Digs**
6, Clemson (9/6)
- Blocks Solo**
1, 2x, last vs. Tennessee (9/29)
- Block Assists**
8, High Point (8/31)
- Total Blocks**
8, High Point (8/31)

- Career Highs**
- Kills**
18, Texas A&M (10/6/13)
- Attempts**
28, Texas A&M (10/6/13)
- Hit. % (Min. 12 Att.)**
.625, Western Carolina (9/20/13)
- Assists**
2, LSU (9/16/12)
- Service Aces**
2, Utah State (9/13/13)
- Digs**
6, Clemson (9/6/13)
- Blocks Solo**
2, 2x, last Mississippi (9/30/12)
- Block Assists**
8, High Point (8/31/13)
- Total Blocks**
8, High Point (8/31/13)

2013 Match-By-Match Statistics																		
DATE	OPP	SP	KILL	ERR	ATT	PCT	AST	SA	SE	RE	DIG	BS	BA	BE	TB	BHE	P	
8/30	South Carolina State	3	6	2	12	.333	0	1	0	0	0	0	6	0	6.0	0	10.0	
8/30	FIU	3	7	2	16	.312	0	0	0	0	2	0	2	0	2.0	0	8.0	
8/31	High Point	3	5	2	9	.333	0	0	1	0	2	0	8	1	8.0	0	9.0	
9/6	at Clemson	5	11	2	23	.391	1	0	2	0	6	0	5	0	5.0	0	13.5	
9/7	vs. Furman	4	6	2	16	.250	0	1	0	0	5	0	2	0	2.0	0	8.0	
9/7	vs. Winthrop	5	4	5	19	-.053	1	0	2	0	1	0	5	0	5.0	0	6.5	
9/13	vs. Utah State	4	14	3	27	.407	0	2	1	0	4	1	3	0	4.0	0	18.5	
9/13	vs. Liberty	3	8	2	17	.353	0	0	0	0	3	0	5	0	5.0	0	10.5	
9/14	at Duke	4	6	2	16	.250	0	1	0	0	0	0	4	0	4.0	0	9.0	
9/20	Western Carolina	3	10	0	16	.625	0	0	1	0	4	0	2	0	2.0	0	11.0	
9/21	Robert Morris	4	6	1	17	.294	0	0	2	0	3	0	7	1	7.0	1	9.5	
9/21	Presbyterian	3	7	1	16	.375	0	0	1	0	0	0	5	0	5.0	0	9.5	
9/27	at Missouri	3	4	1	10	.300	0	0	1	0	2	0	3	0	3.0	0	5.5	
9/29	at Tennessee	4	9	2	23	.304	0	0	2	0	3	1	5	1	6.0	1	12.5	
10/4	Arkansas	5	7	0	16	.438	0	0	1	0	2	0	6	0	6.0	0	10.0	
10/6	Texas A&M	4	18	2	28	.571	1	0	1	0	4	0	6	1	6.0	1	21.0	
10/11	Georgia																	
10/13	Kentucky																	
10/18	at Mississippi State																	
10/20	at Mississippi																	
10/25	Tennessee																	
10/27	Auburn																	
10/30	Coastal Carolina																	
11/8	at Kentucky																	
11/10	at Georgia																	
11/13	at Florida																	
11/15	Alabama																	
11/17	Missouri																	
11/22	at Arkansas																	
11/24	LSU																	
11/27	at Texas A&M																	

CAREER STATISTICS

YEAR	SP	MP	KILL	K/S	ERR	ATT	PCT	AST	A/S	SA	SA/S	SE	DIG	D/S	RE	BS	BA	TB	B/S	BE	BHE	P	P/S
2012	96	31	129	1.34	43	325	.265	6	0.06	0	0.00	0	24	0.25	0	7	60	67	0.70	12	0	166.0	1.73
2013	60	16	128	2.13	29	281	.352	3	0.05	5	0.08	15	41	0.68	0	2	74	76	1.27	4	3	172.0	2.87
TOTAL	156	47	257	1.65	72	606	.305	9	0.06	5	0.03	15	65	0.42	0	9	134	143	0.92	16	3	338.0	2.17



6 - SARAH BLOMGREN

5-11 • So. • RS/OH • Canyon Country, Calif. (Saugus)

SEASON NOTES

Started two matches in the Gamecock Invitational...Recorded career-high five blocks and seven kills in win over High Point (8/31)... Hit .321 to produce 13 kills in loss to Furman (9/7)...Tallied career-high 14 kills on .357 hitting and a career-high three digs in loss to Winthrop (9/7)...Produced seven kills and three blocks in win over Utah State (9/13)...Played all three sets in sweep up Liberty (9/13), recording three kills and four blocks...Finished with 10 kills and two blocks in loss to Duke (9/14)...Had six kills in sweep of Western Carolina (9/20)...Registered five kills and five blocks in win over Robert Morris (9/21)...Chipped in five kills and matched career high with five blocks against Presbyterian (9/21)...Finished with one kill and a block assist at Missouri (9/27)...Contributed two kills and two block assists in win at Tennessee (9/29)...Had 11 kills and three blocks against Arkansas (10/4)...Tallied 10 kills and two block assists in win over Texas A&M (10/6).

Season Highs
Kills
 14, Winthrop (9/7)
Attempts
 28, 3x, last vs. Duke (9/14)
Hit. % (Min. 12 Att.)
 .462, FIU (8/30)
Assists
 1, 4x, last vs. Presbyterian (9/21)
Service Aces
 N/A

Digs
 3, Winthrop (9/7)

Blocks Solo
 1, 4x, last vs. Arkansas (10/4)

Block Assists
 5, 3x, last vs. Presbyterian (9/21)

Total Blocks
 5, 3x, last vs. Presbyterian (9/21)

Career Highs

Kills
 14, Winthrop (9/7/13)

Attempts
 28, 3x, last vs. Duke (9/14/13)

Hit. % (Min. 12 Att.)
 .462, FIU (8/30/13)

Assists
 2, LSU (9/16/12)

Service Aces
 1, SC State (8/30/13)

Digs
 3, Winthrop (9/7/13)

Blocks Solo
 1, 4x, last vs. Arkansas (10/4/13)

Block Assists
 5, 3x, last vs. Presbyterian (9/21/13)

Total Blocks
 5, 3x, last vs. Presbyterian (9/21/13)

2013 Match-By-Match Statistics																			
DATE	OPP	SP	KILL	ERR	ATT	PCT	AST	SA	SE	RE	DIG	BS	BA	BE	TB	BHE	P		
8/30	South Carolina State	--	--	--	--	--	--	--	DNP	--	--	--	--	--	--	--	--	--	--
8/30	FIU	3	7	1	13	.462	0	0	0	0	1	0	1	0	1.0	0	7.5		
8/31	High Point	3	7	4	16	.188	0	0	0	0	0	0	5	0	5.0	0	9.5		
9/6	at Clemson	5	8	5	20	.150	0	0	0	0	2	0	3	0	3.0	0	9.5		
9/7	vs. Furman	4	13	4	28	.321	1	0	0	0	0	0	1	1	1.0	0	13.5		
9/7	vs. Winthrop	5	14	4	28	.357	1	0	0	0	3	1	1	0	2.0	0	15.5		
9/13	vs. Utah State	4	7	6	18	.056	1	0	0	0	0	1	2	3	3.0	0	9.0		
9/13	vs. Liberty	3	3	2	12	.083	0	0	0	0	1	1	3	0	4.0	0	5.5		
9/14	at Duke	4	10	4	28	.214	0	0	0	0	1	0	2	0	2.0	0	11.0		
9/20	Western Carolina	3	6	3	14	.214	0	0	0	0	1	0	1	0	1.0	0	6.5		
9/21	Robert Morris	4	5	3	20	.100	0	0	0	0	1	0	5	2	5.0	0	7.5		
9/21	Presbyterian	3	5	4	14	.071	1	0	0	0	0	0	5	0	5.0	0	7.5		
9/27	at Missouri	2	1	4	9	-.333	0	0	0	0	0	0	1	0	1.0	0	1.5		
9/29	at Tennessee	2	2	3	7	-.143	0	0	0	0	0	0	2	0	2.0	0	3.0		
10/4	Arkansas	5	11	4	26	.269	0	0	0	0	1	1	2	1	3.0	0	13.0		
10/6	Texas A&M	4	10	5	22	.227	0	0	0	0	0	0	2	0	2.0	0	11.0		
10/11	Georgia																		
10/13	Kentucky																		
10/18	at Mississippi State																		
10/20	at Mississippi																		
10/25	Tennessee																		
10/27	Auburn																		
10/30	Coastal Carolina																		
11/8	at Kentucky																		
11/10	at Georgia																		
11/13	at Florida																		
11/15	Alabama																		
11/17	Missouri																		
11/22	at Arkansas																		
11/24	LSU																		
11/27	at Texas A&M																		

CAREER STATISTICS

YEAR	SP	MP	KILL	K/S	ERR	ATT	PCT	AST	A/S	SA	SA/S	SE	DIG	D/S	RE	BS	BA	TB	B/S	BE	BHE	P	P/S
2012	24	11	19	0.79	18	68	.015	0	0.00	0	0.00	0	2	0.08	0	1	7	8	0.33	4	0	23.5	0.96
2013	54	15	109	2.02	56	275	.193	4	0.07	0	0.00	0	11	0.20	0	4	36	40	0.74	7	0	131.0	2.43
TOTAL	78	26	128	1.64	74	343	.157	4	0.05	0	0.00	0	13	0.17	0	5	43	48	0.62	11	0	154.5	1.97



7 - JACQY ANGERMILLER

6-2 • Fr. • MB/RS • Dallas, Texas (LD Bell)

SEASON NOTES

Made collegiate debut in win over Utah State (9/13) after missing first six matches because of injury...Tallied eight kills while hitting .368 and four block assists against the Aggies...Hit a season-best .583 to record eight kills in sweep of Liberty (9/13)...Also had four blocks against the Flames...Finished with season-high nine blocks in loss to Duke (9/14)...Registered career-high 12 kills while hitting .409 in sweep of Western Carolina (9/20)...Chipped in eight kills and six blocks against Robert Morris (9/21)...Finished with eight kills and two blocks against Presbyterian (9/21)...Had one kill and a block assist at Missouri (9/27)...Chipped in five kills, five block assists and two digs in win at Tennessee (9/29)...Contributed nine kills and four block assists against Arkansas (10/4)...Tallied eight kills and two blocks in win over Texas A&M (10/6).

- Season Highs**
- Kills**
12, Western Carolina (9/20)
- Attempts**
26, Tennessee (9/29)
- Hit. % (Min. 12 Att.)**
.583, Liberty (9/13)
- Assists**
1, Liberty (9/13)
- Service Aces**
N/A
- Digs**
2, Tennessee (9/29)

- Blocks Solo**
1, 2x, last vs. Texas A&M (10/6)
- Block Assists**
9, Duke (9/14)
- Total Blocks**
9, Duke (9/14)

2013 Match-By-Match Statistics																	
DATE	OPP	SP	KILL	ERR	ATT	PCT	AST	SA	SE	RE	DIG	BS	BA	BE	TB	BHE	P
8/30	South Carolina State	--	--	--	--	--	--	--	DNP	--	--	--	--	--	--	--	--
8/30	FIU	--	--	--	--	--	--	--	DNP	--	--	--	--	--	--	--	--
8/31	High Point	--	--	--	--	--	--	--	DNP	--	--	--	--	--	--	--	--
9/6	at Clemson	--	--	--	--	--	--	--	DNP	--	--	--	--	--	--	--	--
9/7	vs. Furman	--	--	--	--	--	--	--	DNP	--	--	--	--	--	--	--	--
9/7	vs. Winthrop	--	--	--	--	--	--	--	DNP	--	--	--	--	--	--	--	--
9/13	vs. Utah State	3	8	1	19	.368	0	0	0	0	1	0	4	1	4.0	0	10.0
9/13	vs. Liberty	3	8	1	12	.583	1	0	0	0	1	0	4	0	4.0	0	10.0
9/14	at Duke	4	2	2	13	.000	0	0	0	0	1	0	9	1	9.0	0	6.5
9/20	Western Carolina	3	12	3	22	.409	0	0	0	0	1	0	4	0	4.0	0	14.0
9/21	Robert Morris	4	8	5	19	.158	0	0	0	0	0	0	6	0	6.0	0	11.0
9/21	Presbyterian	3	8	0	14	.571	0	0	0	0	0	1	2	0	3.0	0	10.0
9/27	at Missouri	3	1	1	9	.000	0	0	0	0	0	0	1	1	1.0	0	1.5
9/29	at Tennessee	4	5	3	26	.077	0	0	0	0	2	0	5	1	5.0	0	7.5
10/4	Arkansas	5	9	5	21	.190	0	0	0	0	0	0	4	0	4.0	0	11.0
10/6	Texas A&M	4	8	3	19	.263	0	0	0	0	0	1	1	0	2.0	0	9.5
10/11	Georgia																
10/13	Kentucky																
10/18	at Mississippi State																
10/20	at Mississippi																
10/25	Tennessee																
10/27	Auburn																
10/30	Coastal Carolina																
11/8	at Kentucky																
11/10	at Georgia																
11/13	at Florida																
11/15	Alabama																
11/17	Missouri																
11/22	at Arkansas																
11/24	LSU																
11/27	at Texas A&M																

CAREER STATISTICS

YEAR	SP	MP	KILL	K/S	ERR	ATT	PCT	AST	A/S	SA	SA/S	SE	DIG	D/S	RE	BS	BA	TB	B/S	BE	BHE	P	P/S
2013	36	10	69	1.92	24	174	.259	1	0.03	0	0.00	0	6	0.17	0	2	40	42	1.17	4	0	91.0	2.53



8 - KELLIE MCNEIL

6-0 • RS-So. • S • Eagan, Minn. (Lakeville North)

SEASON NOTES

Started all three matches in the Gamecock Invitational...Named to the All-Tournament Team...Averaged 8.75 assists per set for the tournament...Tallied eight kills, 25 assists and three block assists in win over High Point (8/31)...Turned in first double-double in Garnet and Black, recording 54 assists and 10 digs to go along with five kills and four block assists in loss at Clemson (9/6)...Distributed a season-high 56 assists in loss to Furman (9/7)...Hit .636 to tally seven kills and dish out 49 assists in loss to Winthrop (9/7)...Had four blocks against Eagles...Named to the Duke Invitational All-Tournament Team...Produced second double-double of the season, recording 46 assists and 11 digs in win over Utah State (9/13)...Also hit .364 to tally five kills and had three blocks against the Aggies...Finished with 37 assists, four kills, four blocks and four digs in sweep of Liberty (9/13)...Distributed 24 assists and recorded a career-high five blocks in loss to Duke (9/14)...Fell one dig shy of double-double in win over Western Carolina (9/20), finishing with 44 assists and nine digs...Distributed 46 assists and had four blocks against Robert Morris (9/21)...Had 26 assists, eight digs, four blocks and three kills in sweep of Presbyterian (9/21)...Finished with 21 assists at Missouri (9/27)...Recorded third double-double of the season in win at Tennessee (9/29) with 41 assists and a career-high 20 digs...Also had a career-high seven blocks, with two being solo...Finished with second straight double-double against Arkansas (10/4), recording 42 assists and 13 digs along with five blocks...Dished out 53 assists and had nine digs, six kills and three blocks in win over Texas A&M (10/6).

Season Highs

Kills
8, High Point (8/31)

Attempts
16, Clemson (9/6)

Hit. % (Min. 12 Att.)
.333, Liberty (9/13)

Assists
56, Furman (9/7)

Service Aces
2, 2x, last vs.

Robert Morris (9/21)

Digs
20, Tennessee (9/29)

Blocks Solo
2, 2x, last vs.

Tennessee (9/29)

Block Assists
5, Tennessee (9/29)

Total Blocks
7, Tennessee (9/29)

Career Highs

Kills
8, High Point (8/31)

Attempts
16, Clemson (9/6)

Hit. % (Min. 12 Att.)
.333, Liberty

(9/13/13)

Assists
*61, Penn St.

(11/4/11)

Service Aces
*4, 2x, last vs.

Michigan (11/13/11)

Digs
20, Tennessee

(9/29/13)

Blocks Solo
2, 2x, last vs.

Tennessee (9/29/13)

Block Assists
5, Tennessee (9/29/13)

Total Blocks
7, Tennessee (9/29/13)

*at Minnesota

2013 Match-By-Match Statistics

DATE	OPP	SP	KILL	ERR	ATT	PCT	AST	SA	SE	RE	DIG	BS	BA	BE	TB	BHE	P
8/30	South Carolina State	2	0	0	3	.000	13	0	0	0	3	0	2	0	2.0	0	1.0
8/30	FIU	3	2	0	5	.400	32	0	1	0	5	0	0	1	0.0	0	2.0
8/31	High Point	3	8	0	10	.800	25	0	1	0	4	0	3	0	3.0	1	9.5
9/6	at Clemson	5	5	2	16	.188	54	0	1	0	10	0	4	0	4.0	0	7.0
9/7	vs. Furman	4	0	1	5	-.200	56	1	1	0	9	2	0	0	2.0	0	3.0
9/7	vs. Winthrop	5	7	0	11	.636	49	0	0	0	5	0	4	0	4.0	2	9.0
9/13	vs. Utah State	4	5	1	11	.364	46	1	0	0	11	0	3	0	3.0	2	7.5
9/13	vs. Liberty	3	4	0	12	.333	37	1	0	1	4	0	4	0	4.0	1	7.0
9/14	at Duke	4	2	0	4	.500	24	0	1	0	6	1	4	0	5.0	0	5.0
9/20	Western Carolina	3	2	1	5	.200	44	2	0	0	9	0	3	1	3.0	0	5.5
9/21	Robert Morris	4	3	1	6	.333	46	2	0	0	2	0	4	0	4.0	0	7.0
9/21	Presbyterian	3	3	1	5	.400	26	1	0	0	8	1	3	0	4.0	0	6.5
9/27	at Missouri	3	1	0	5	.200	21	0	1	0	1	0	1	0	1.0	1	1.5
9/29	at Tennessee	4	2	1	8	.125	41	0	0	0	20	2	5	0	7.0	2	6.5
10/4	Arkansas	5	3	3	15	.000	42	0	2	0	13	1	4	0	5.0	2	6.0
10/6	Texas A&M	4	6	2	15	.267	53	1	0	0	9	0	3	0	3.0	1	8.5
10/11	Georgia																
10/13	Kentucky																
10/18	at Mississippi State																
10/20	at Mississippi																
10/25	Tennessee																
10/27	Auburn																
10/30	Coastal Carolina																
11/8	at Kentucky																
11/10	at Georgia																
11/13	at Florida																
11/15	Alabama																
11/17	Missouri																
11/22	at Arkansas																
11/24	LSU																
11/27	at Texas A&M																

CAREER STATISTICS

YEAR	SP	MP	KILL	K/S	ERR	ATT	PCT	AST	A/S	SA	SA/S	SE	DIG	D/S	RE	BS	BA	TB	B/S	BE	BHE	P	P/S
2011*	52	17	23	0.44	9	56	.250	320	6.15	13	0.25	18	64	1.23	0	1	27	28	0.54	3	7	50.5	0.97
*at Minnesota																							
2013	59	16	53	0.90	13	136	.294	609	10.32	9	0.15	8	119	2.02	1	7	47	54	0.92	2	12	92.5	1.56



9 - MEGAN KIRKLAND

5-7 • Fr. • DS/Libero • Lugoff, S.C. (Lugoff-Elgin)

SEASON NOTES

Played in one set in all three matches in the Gamecock Invitational...Playing time increased at the Big Orange Bash...Recorded five digs in two sets played in loss to Furman (9/7)...Played all five sets in loss to Winthrop, tallying a season-high 13 digs and three assists... Finished with two digs and one assist against Duke (9/14)...Had two digs and a service ace against Presbyterian (9/21)...Had a service ace at Missouri (9/27)...Recorded first career kill and added eight digs and two assists in win over Texas A&M (10/6).

Season Highs

Kills
1, Texas A&M (10/6)

Attempts
1, Texas A&M (10/6)

Hit. % (Min. 12 Att.)
N/A

Assists
3, Winthrop (9/7)

Service Aces
1, 2x, last vs. Missouri (9/27)

Digs
13, Winthrop (9/7)

Blocks Solo
N/A

Block Assists
N/A

Total Blocks
N/A

		2013 Match-By-Match Statistics															
DATE	OPP	SP	KILL	ERR	ATT	PCT	AST	SA	SE	RE	DIG	BS	BA	BE	TB	BHE	P
8/30	South Carolina State	1	0	0	0	.000	0	0	0	0	0	0	0	0	0.0	0	0.0
8/30	FIU	1	0	0	0	.000	0	0	0	0	0	0	0	0	0.0	0	0.0
8/31	High Point	1	0	0	0	.000	0	0	0	0	0	0	0	0	0.0	0	0.0
9/6	at Clemson	1	0	0	0	.000	0	0	0	0	1	0	0	0	0.0	0	0.0
9/7	vs. Furman	2	0	0	0	.000	0	0	0	0	5	0	0	0	0.0	0	0.0
9/7	vs. Winthrop	5	0	0	0	.000	3	0	1	3	13	0	0	0	0.0	0	0.0
9/13	vs. Utah State	--	--	--	--	--	--	--	DNP	--	--	--	--	--	--	--	--
9/13	vs. Liberty	--	--	--	--	--	--	--	DNP	--	--	--	--	--	--	--	--
9/14	at Duke	3	0	0	0	.000	1	0	0	0	2	0	0	0	0.0	0	0.0
9/20	Western Carolina	--	--	--	--	--	--	--	DNP	--	--	--	--	--	--	--	--
9/21	Robert Morris	--	--	--	--	--	--	--	DNP	--	--	--	--	--	--	--	--
9/21	Presbyterian	3	0	0	0	.000	0	1	0	1	2	0	0	0	0.0	0	1.0
9/27	at Missouri	1	0	0	0	.000	0	1	1	0	0	0	0	0	0.0	0	1.0
9/29	at Tennessee	--	--	--	--	--	--	--	DNP	--	--	--	--	--	--	--	--
10/4	Arkansas	--	--	--	--	--	--	--	DNP	--	--	--	--	--	--	--	--
10/6	Texas A&M	4	1	0	1	1.000	2	0	2	0	8	0	0	0	0.0	0	1.0
10/11	Georgia																
10/13	Kentucky																
10/18	at Mississippi State																
10/20	at Mississippi																
10/25	Tennessee																
10/27	Auburn																
10/30	Coastal Carolina																
11/8	at Kentucky																
11/10	at Georgia																
11/13	at Florida																
11/15	Alabama																
11/17	Missouri																
11/22	at Arkansas																
11/24	LSU																
11/27	at Texas A&M																

CAREER STATISTICS

YEAR	SP	MP	KILL	K/S	ERR	ATT	PCT	AST	A/S	SA	SA/S	SE	DIG	D/S	RE	BS	BA	TB	B/S	BE	BHE	P	P/S
2013	22	10	1	0.05	0	1	1.000	6	0.27	2	0.09	4	31	1.41	4	0	0	0	0.00	0	0	3.0	0.14



10 - MICHAELA CHRISTIAANSEN

5-9 • Jr. • Libero • Tucson, Ariz. (Ironwood Ridge)

SEASON NOTES

Started all three Gamecock Invitational matches at libero...Recorded 13 digs and three service aces in win over FIU (8/30)...Had five assists against Panthers...Tallied 10 digs in win over High Point (8/31)...Has recorded double-digit digs in last five matches...Collected season-high 20 digs in loss to Winthrop (9/7)...Matched season-high with 20 digs in win over Utah State (9/13)...Collected 12 digs in sweep of Liberty (9/13)...Finished with 16 digs and three assists at Duke (9/14)...Chipped in 17 digs and four assists in win over Western Carolina (9/20)...Led back line with 19 digs and three assists against Robert Morris (9/21)...Had 10 digs and five assists in sweep of Presbyterian (9/21)...Finished with six digs at Missouri (9/27)...Collected 19 digs and a career-high six assists in win at Tennessee (9/29)...Contributed 14 digs, four assists and first career kill against Arkansas (10/4)...Had 13 digs and matched career-high with six assists in win over Texas A&M (10/6).

- Season Highs**
Kills
 1, Arkansas (10/4)
Attempts
 1, 2x, last vs. Arkansas (10/4)
Hit. % (Min. 12 Att.)
 N/A
Assists
 6, 2x, last vs. Texas A&M (10/6)
Service Aces
 3, FIU (8/30)

Digs
 20, 2x, last vs. Utah State (9/13)

Blocks Solo
 N/A
Block Assists
 N/A
Total Blocks
 N/A

- Career Highs**
Kills
 1, Arkansas (10/4/13)
Attempts
 *2, Ohio State (9/14/12)
Hit. % (Min. 12 Att.)
 N/A

- Assists**
 6, 2x, last vs. Texas A&M (10/6/13)
Service Aces
 *4, Ole Miss (8/27/11)

- Digs**
 *27, Miami (9/3/11)
Blocks Solo
 N/A
Block Assists
 *1, Gonzaga (10/20/12)
Total Blocks
 *1, Gonzaga (10/20/12)

*at Pepperdine

2013 Match-By-Match Statistics																	
DATE	OPP	SP	KILL	ERR	ATT	PCT	AST	SA	SE	RE	DIG	BS	BA	BE	TB	BHE	P
8/30	South Carolina State	3	0	0	0	.000	2	2	0	0	7	0	0	0	0.0	0	2.0
8/30	FIU	3	0	0	0	.000	5	3	1	2	13	0	0	0	0.0	0	3.0
8/31	High Point	3	0	0	0	.000	1	0	1	0	10	0	0	0	0.0	0	0.0
9/6	at Clemson	5	0	0	1	.000	1	0	1	4	19	0	0	0	0.0	0	0.0
9/7	vs. Furman	4	0	0	0	.000	4	1	2	1	16	0	0	0	0.0	0	1.0
9/7	vs. Winthrop	5	0	0	0	.000	3	0	0	2	20	0	0	0	0.0	0	0.0
9/13	vs. Utah State	4	0	0	0	.000	4	0	1	1	20	0	0	0	0.0	0	0.0
9/13	vs. Liberty	3	0	0	0	.000	1	0	1	1	12	0	0	0	0.0	0	0.0
9/14	at Duke	4	0	0	0	.000	3	0	0	0	16	0	0	0	0.0	0	0.0
9/20	Western Carolina	3	0	0	0	.000	4	0	1	1	17	0	0	0	0.0	0	0.0
9/21	Robert Morris	4	0	0	0	.000	3	0	0	1	19	0	0	0	0.0	0	0.0
9/21	Presbyterian	3	0	0	0	.000	5	2	0	0	10	0	0	0	0.0	1	2.0
9/27	at Missouri	3	0	0	0	.000	1	0	0	4	6	0	0	0	0.0	0	0.0
9/29	at Tennessee	4	0	0	0	.000	6	1	1	0	19	0	0	0	0.0	0	1.0
10/4	Arkansas	5	1	0	1	1.000	4	2	0	3	14	0	0	0	0.0	0	3.0
10/6	Texas A&M	4	0	0	0	.000	6	1	0	0	13	0	0	0	0.0	0	1.0
10/11	Georgia																
10/13	Kentucky																
10/18	at Mississippi State																
10/20	at Mississippi																
10/25	Tennessee																
10/27	Auburn																
10/30	Coastal Carolina																
11/8	at Kentucky																
11/10	at Georgia																
11/13	at Florida																
11/15	Alabama																
11/17	Missouri																
11/22	at Arkansas																
11/24	LSU																
11/27	at Texas A&M																

CAREER STATISTICS

YEAR	SP	MP	KILL	K/S	ERR	ATT	PCT	AST	A/S	SA	SA/S	SE	DIG	D/S	RE	BS	BA	TB	B/S	BE	BHE	P	P/S
2011*	120	32	0	0.00	0	2	.000	31	0.26	19	0.16	12	267	2.22	22	0	0	0	0.00	0	0	19.0	0.16
2012*	119	32	1	0.01	0	5	.200	66	0.55	12	0.10	20	397	3.34	32	0	1	1	0.01	0	1	13.5	0.11
TOTAL	239	64	1	0.01	0	7	.143	97	0.41	31	0.13	32	664	2.78	54	0	1	1	0.01	0	1	32.5	0.14

*at Pepperdine

YEAR	SP	MP	KILL	K/S	ERR	ATT	PCT	AST	A/S	SA	SA/S	SE	DIG	D/S	RE	BS	BA	TB	B/S	BE	BHE	P	P/S
2013	60	16	1	0.02	0	2	.500	53	0.88	12	0.20	9	231	3.85	20	0	0	0	0.00	0	1	13.0	0.22



12 - JULIETTE THÉVENIN

6-2 • Sr. • OH • Mont-sur-Marchienne, Belgium (Notre-Dame de Loverval)

- 2013 Preseason All-SEC
- 2012 All-SEC Second Team
- 2010 SEC All-Freshman Team
- Two-time SEC Academic Honor Roll member (2010-11)
- Four SEC Weekly Awards (Offensive 9/23/13, Offensive 9/17/12, Offensive 8/29/11, Freshman 10/25/10)

Season Highs
Kills
 30, Clemson (9/6)
Attempts
 73, Clemson (9/6)
Hit. % (Min. 12 Att.)
 .571, Robert Morris (9/21)
Assists
 5, High Point (8/31)
Service Aces
 2, 3x, last vs. Tennessee (9/29)
Digs
 16, Tennessee (9/29)

SEASON NOTES

Currently ranks in the top 10 in school history in kills (third), kills per set (second), attacks (third), points (sixth) and points per set (third)... Ranks first in the SEC in kills (4.88) and points (5.26) per set...Ranks eighth nationally in kills per set...Started all three matches of the Gamecock Invitational...Named tournament MVP after averaging 4.33 kills per set...Tallied 20 kills (.385) and seven digs in win over FIU (8/30)...Recorded team-high 12 kills in win over South Carolina State (8/30)...Named to the Big Orange Bash All-Tournament Team (9/7)... Produced first double-double of the season with career-high 30 kills and 10 digs in loss at Clemson (9/6)...Hit .377 to recorded 25 kills against Furman (9/7)...Narrowly missed second double-double with 23 kills and nine digs against Winthrop (9/7)...Finished with 14 kills and seven digs in win over Utah State (9/13)...Turned in second double-double of the season with 16 kills and 14 digs against Liberty (9/13)...Had 15 kills, five digs and four blocks at Duke (9/14)...Named Carolina Classic MVP...Led team with 20 kills and nine digs in win over Western Carolina (9/20)...Hit a career-best .571 to record 26 kills and had nine digs and three blocks against Robert Morris (9/21)...Finished with 11 kills and six digs in sweep of Presbyterian (9/21)...Led team with 10 kills, two service aces and two digs at Missouri (9/27)...Produced double-double with 23 kills and 16 digs in win at Tennessee (9/29)...Notched a double-double against Arkansas (10/4), recording 18 kills and 13 digs along with three block assists...Recorded third straight double-double with 23 kills and 11 assists in win over Texas A&M (10/6).

Blocks Solo
 N/A
Block Assists
 4, Duke (9/14)
Total Blocks
 4, Duke (9/14)

Career Highs
Kills
 30, Clemson (9/6/13)
Attempts
 73, 2x, last vs. Clemson (9/6/13)
Hit. % (Min. 12 Att.)
 .571, Robert Morris (9/21/13)
Assists
 5, 3x, last vs. High Point (8/31/13)
Service Aces
 4, The Citadel (9/26/10)
Digs
 23, Mississippi State (11/13/10)
Blocks Solo
 4, Alabama (11/16/12)
Block Assists
 4, 3x, last vs. Duke (9/14/13)
Total Blocks
 6, Alabama (11/16/12)

DATE	OPP	SP	KILL	ERR	ATT	PCT	AST	SA	SE	RE	DIG	BS	BA	BE	TB	BHE	P
8/30	South Carolina State	3	12	5	23	.304	2	1	1	0	3	0	2	0	2.0	0	14.0
8/30	FIU	3	20	5	39	.385	0	0	2	0	7	0	1	1	1.0	0	20.5
8/31	High Point	3	7	3	27	.148	5	0	0	1	4	0	0	0	0.0	0	7.0
9/6	at Clemson	5	30	6	73	.329	0	0	1	0	10	0	2	0	2.0	0	31.0
9/7	vs. Furman	4	25	5	53	.377	0	0	2	1	4	0	1	1	1.0	0	25.5
9/7	vs. Winthrop	5	23	9	54	.259	1	2	2	1	9	0	0	0	0.0	0	25.0
9/13	vs. Utah State	4	14	11	55	.055	2	1	0	2	7	0	1	0	1.0	0	15.5
9/13	vs. Liberty	3	16	7	44	.205	2	0	2	1	14	0	2	0	2.0	0	17.0
9/14	at Duke	4	15	5	44	.227	0	1	1	3	5	0	4	0	4.0	0	18.0
9/20	Western Carolina	3	20	3	43	.395	0	1	1	2	9	0	0	1	0.0	1	21.0
9/21	Robert Morris	4	26	2	42	.571	1	0	2	0	9	0	3	1	3.0	0	27.5
9/21	Presbyterian	3	11	4	25	.280	1	0	1	0	6	0	1	0	1.0	0	11.5
9/27	at Missouri	3	10	5	24	.208	0	2	2	2	2	0	1	0	1.0	0	12.5
9/29	at Tennessee	4	23	7	57	.281	1	2	1	2	16	0	1	1	1.0	0	25.5
10/4	Arkansas	5	18	8	61	.164	0	1	3	0	13	0	3	0	3.0	0	20.5
10/6	Texas A&M	4	23	8	54	.278	1	0	2	1	11	0	1	0	1.0	0	23.5
10/11	Georgia																
10/13	Kentucky																
10/18	at Mississippi State																
10/20	at Mississippi																
10/25	Tennessee																
10/27	Auburn																
10/30	Coastal Carolina																
11/8	at Kentucky																
11/10	at Georgia																
11/13	at Florida																
11/15	Alabama																
11/17	Missouri																
11/22	at Arkansas																
11/24	LSU																
11/27	at Texas A&M																

CAREER STATISTICS

YEAR	SP	MP	KILL	K/S	ERR	ATT	PCT	AST	A/S	SA	SA/S	SE	DIG	D/S	RE	BS	BA	TB	B/S	BE	BHE	P	P/S
2010	96	27	350	3.65	141	934	.224	28	0.29	29	0.30	45	226	2.35	23	5	24	29	0.30	6	2	396.0	4.12
2011	88	25	321	3.65	121	896	.223	27	0.31	17	0.19	34	296	3.36	26	4	25	29	0.33	2	1	354.5	4.02
2012	105	32	453	4.31	142	1073	.290	32	0.30	15	0.14	38	265	2.52	29	13	24	37	0.35	6	4	493.0	4.70
2013	60	16	293	4.88	93	718	.279	16	0.27	11	0.18	23	129	2.15	16	0	23	23	0.38	5	1	315.5	5.25
TOTAL	349	100	1417	4.06	497	3621	.254	103	0.30	72	0.21	140	916	2.62	94	22	96	118	0.34	19	81559.0	4.47	



13 - GABRIELLE RUBEIS

5-7 • Fr. • DS/S • Gainesville, Fla. (Buchholz)

SEASON NOTES

Worked way into starting lineup to open the season...Started all three matches of the Gamecock Invitational...Tallied 11 digs in win over FIU (8/30)...Recorded season-high 13 digs at Clemson (9/6)...Had nine digs in win over Utah State (9/13)...Finished with 11 digs and two assists in sweep of Liberty (9/13)...Produced five digs and two assists at Duke (9/14)...Collected 11 digs in sweep of Western Carolina (9/20)...Had five digs and a service error against Robert Morris (9/21)...Finished with two digs against Presbyterian (9/21)...Produced two digs and an assist at Missouri (9/27)...Recorded seven digs in win at Tennessee (9/29)...Collected career-high 20 digs and three assists against Arkansas (10/4)...Had 19 digs, an assists and a service ace in win over Texas A&M (10/6).

Season Highs

Kills

1, 2x, last vs. Arkansas (10/4)

Attempts

2, 3x, last vs. Arkansas (10/4)

Hit. % (Min. 12 Att.)

N/A

Assists

3, Arkansas (10/4)

Service Aces

1, 3x, last vs. Texas A&M (10/6)

Digs

20, Arkansas (10/4)

Blocks Solo

N/A

Block Assists

N/A

Total Blocks

N/A

2013 Match-By-Match Statistics

DATE	OPP	SP	KILL	ERR	ATT	PCT	AST	SA	SE	RE	DIG	BS	BA	BE	TB	BHE	P
8/30	South Carolina State	3	1	0	1	1.000	0	0	1	1	5	0	0	0	0.0	0	1.0
8/30	FIU	3	0	0	0	.000	0	1	0	0	11	0	0	0	0.0	0	1.0
8/31	High Point	3	0	0	0	.000	0	0	0	0	5	0	0	0	0.0	0	0.0
9/6	at Clemson	5	0	0	2	.000	1	0	1	1	13	0	0	0	0.0	0	0.0
9/7	vs. Furman	4	0	0	0	.000	0	0	0	0	7	0	0	0	0.0	0	0.0
9/7	vs. Winthrop	5	0	0	0	.000	1	0	3	0	6	0	0	0	0.0	0	0.0
9/13	vs. Utah State	4	0	0	0	.000	1	0	1	0	9	0	0	0	0.0	0	0.0
9/13	vs. Liberty	3	0	0	0	.000	2	0	0	0	11	0	0	0	0.0	0	0.0
9/14	at Duke	4	0	1	1	-1.000	2	0	0	0	5	0	0	0	0.0	0	0.0
9/20	Western Carolina	3	0	0	0	.000	1	0	1	0	11	0	0	0	0.0	0	0.0
9/21	Robert Morris	4	0	0	0	.000	0	1	2	2	5	0	0	0	0.0	0	1.0
9/21	Presbyterian	2	0	0	0	.000	0	0	0	0	2	0	0	0	0.0	0	0.0
9/27	at Missouri	3	0	0	2	.000	1	0	0	1	2	0	0	0	0.0	0	0.0
9/29	at Tennessee	4	0	0	0	.000	0	0	2	0	7	0	0	0	0.0	0	0.0
10/4	Arkansas	5	1	1	2	.000	3	0	4	2	20	0	0	0	0.0	0	1.0
10/6	Texas A&M	4	0	0	1	.000	1	1	0	0	19	0	0	0	0.0	0	1.0
10/11	Georgia																
10/13	Kentucky																
10/18	at Mississippi State																
10/20	at Mississippi																
10/25	Tennessee																
10/27	Auburn																
10/30	Coastal Carolina																
11/8	at Kentucky																
11/10	at Georgia																
11/13	at Florida																
11/15	Alabama																
11/17	Missouri																
11/22	at Arkansas																
11/24	LSU																
11/27	at Texas A&M																

CAREER STATISTICS

YEAR	SP	MP	KILL	K/S	ERR	ATT	PCT	AST	A/S	SA	SA/S	SE	DIG	D/S	RE	BS	BA	TB	B/S	BE	BHE	P	P/S
2013	59	16	2	0.03	2	9	.000	13	0.22	3	0.05	15	138	2.34	7	0	0	0	0.00	0	0	5.0	0.08



14 - KATLYN MCDANIEL

6-0 • Fr. • MB • Columbia, S.C. (Spring Valley)

SEASON NOTES

Played in two matches in the Gamecock Invitational...Recorded season-high five kills and three block assists in win over South Carolina State (8/30)...Had one kill and one block against Western Carolina (9/20).

Season Highs

- Kills**
5, SC State (8/30)
- Attempts**
12, SC State (8/30)
- Hit. % (Min. 12 Att.)**
.333, SC State (8/30)
- Assists**
N/A
- Service Aces**
1, Clemson (9/6)
- Digs**
1, SC State (8/30)
- Blocks Solo**
N/A
- Block Assists**
3, SC State (8/30)
- Total Blocks**
3, SC State (8/30)

2013 Match-By-Match Statistics

DATE	OPP	SP	KILL	ERR	ATT	PCT	AST	SA	SE	RE	DIG	BS	BA	BE	TB	BHE	P
8/30	South Carolina State	3	5	1	12	.333	0	0	0	0	1	0	3	0	3.0	0	6.5
8/30	FIU	--	--	--	--	--	--	--	DNP	--	--	--	--	--	--	--	--
8/31	High Point	1	0	0	0	.000	0	0	0	0	0	0	0	0	0.0	0	0.0
9/6	at Clemson	2	0	1	3	-.333	0	1	0	0	0	0	0	0	0.0	0	1.0
9/7	vs. Furman	--	--	--	--	--	--	--	DNP	--	--	--	--	--	--	--	--
9/7	vs. Winthrop	--	--	--	--	--	--	--	DNP	--	--	--	--	--	--	--	--
9/13	vs. Utah State	--	--	--	--	--	--	--	DNP	--	--	--	--	--	--	--	--
9/13	vs. Liberty	--	--	--	--	--	--	--	DNP	--	--	--	--	--	--	--	--
9/14	at Duke	--	--	--	--	--	--	--	DNP	--	--	--	--	--	--	--	--
9/20	Western Carolina	2	1	3	4	-.500	0	0	0	0	0	0	1	0	1.0	0	1.5
9/21	Robert Morris	--	--	--	--	--	--	--	DNP	--	--	--	--	--	--	--	--
9/21	Presbyterian	--	--	--	--	--	--	--	DNP	--	--	--	--	--	--	--	--
9/27	at Missouri	--	--	--	--	--	--	--	DNP	--	--	--	--	--	--	--	--
9/29	at Tennessee	--	--	--	--	--	--	--	DNP	--	--	--	--	--	--	--	--
10/4	Arkansas	--	--	--	--	--	--	--	DNP	--	--	--	--	--	--	--	--
10/6	Texas A&M	--	--	--	--	--	--	--	DNP	--	--	--	--	--	--	--	--
10/11	Georgia	--	--	--	--	--	--	--	--	--	--	--	--	--	--	--	--
10/13	Kentucky	--	--	--	--	--	--	--	--	--	--	--	--	--	--	--	--
10/18	at Mississippi State	--	--	--	--	--	--	--	--	--	--	--	--	--	--	--	--
10/20	at Mississippi	--	--	--	--	--	--	--	--	--	--	--	--	--	--	--	--
10/25	Tennessee	--	--	--	--	--	--	--	--	--	--	--	--	--	--	--	--
10/27	Auburn	--	--	--	--	--	--	--	--	--	--	--	--	--	--	--	--
10/30	Coastal Carolina	--	--	--	--	--	--	--	--	--	--	--	--	--	--	--	--
11/8	at Kentucky	--	--	--	--	--	--	--	--	--	--	--	--	--	--	--	--
11/10	at Georgia	--	--	--	--	--	--	--	--	--	--	--	--	--	--	--	--
11/13	at Florida	--	--	--	--	--	--	--	--	--	--	--	--	--	--	--	--
11/15	Alabama	--	--	--	--	--	--	--	--	--	--	--	--	--	--	--	--
11/17	Missouri	--	--	--	--	--	--	--	--	--	--	--	--	--	--	--	--
11/22	at Arkansas	--	--	--	--	--	--	--	--	--	--	--	--	--	--	--	--
11/24	LSU	--	--	--	--	--	--	--	--	--	--	--	--	--	--	--	--
11/27	at Texas A&M	--	--	--	--	--	--	--	--	--	--	--	--	--	--	--	--

CAREER STATISTICS

YEAR	SP	MP	KILL	K/S	ERR	ATT	PCT	AST	A/S	SA	SA/S	SE	DIG	D/S	RE	BS	BA	TB	B/S	BE	BHE	P	P/S
2013	8	4	6	0.75	5	19	.053	0	0.00	1	0.12	0	1	0.12	0	0	4	4	0.50	0	0	9.0	1.12



15 - LINDSEY CRAFT

5-7 • Sr. • Libero • Alpharetta, Ga. (Chattahoochee)

• Three-time SEC Academic Honor Roll member (2010, 2011, 2012)

SEASON NOTES

Saw action in all three matches of the Gamecock Invitational...Recorded eight digs and matched career-high with two service aces in win over High Point (8/31)...Tallied season-high 15 digs against Clemson (9/6)...Finished with one kill, one assist and 15 digs in win over Utah State (9/13)...Collected 14 digs and distributed two assists in sweep of Liberty (9/13)...Had two digs and a service ace at Duke (9/14)...Finished with 10 digs in sweep of Western Carolina (9/20)...Had eight digs and two assists against Robert Morris (9/21)...Registered seven digs, one assist and a service ace against Presbyterian (9/21)...Finished with six digs and two assists in win at Tennessee (9/29)...Had seven digs and a service ace against Arkansas (10/4).

Season Highs

Kills

1, 2x, last vs. Utah State (9/13)

Attempts

1, 6x, last vs. Tennessee (9/29)

Hit. % (Min. 12 Att.)

N/A

Assists

2, 6x, last vs. Tennessee (9/29)

Service Aces

2, High Point (8/31)

Digs

15, 2x, last vs. Utah State (9/6)

Blocks Solo

N/A

Block Assists

N/A

Total Blocks

N/A

Career Highs

Kills

1, 4x, last vs. Clemson (9/6/13)

Attempts

2, 6x, last Temple (8/24/12)

Hit. % (Min. 12 Att.)

N/A

Assists

2, 9x, last vs. Tennessee (9/29/13)

Service Aces

2, 2x, last vs. High Point (8/31/13)

Digs

22, BYU (8/28/10)

Blocks Solo

N/A

Block Assists

N/A

Total Blocks

N/A

2013 Match-By-Match Statistics

DATE	OPP	SP	KILL	ERR	ATT	PCT	AST	SA	SE	RE	DIG	BS	BA	BE	TB	BHE	P
8/30	South Carolina State	2	0	0	0	.000	1	1	2	0	3	0	0	0	0.0	0	1.0
8/30	FIU	3	0	0	0	.000	2	1	1	0	7	0	0	0	0.0	0	1.0
8/31	High Point	3	0	1	1	-1.000	2	2	1	2	8	0	0	0	0.0	0	2.0
9/6	at Clemson	5	1	0	1	1.000	2	0	1	1	15	0	0	0	0.0	0	1.0
9/7	vs. Furman	2	0	0	0	.000	0	0	0	0	6	0	0	0	0.0	0	0.0
9/7	vs. Winthrop	--	--	--	--	--	--	--	DNP	--	--	--	--	--	--	--	--
9/13	vs. Utah State	4	1	0	1	1.000	1	0	1	0	15	0	0	0	0.0	0	1.0
9/13	vs. Liberty	3	0	0	0	.000	2	0	0	0	14	0	0	0	0.0	0	0.0
9/14	at Duke	1	0	0	1	.000	0	1	0	0	2	0	0	0	0.0	0	1.0
9/20	Western Carolina	3	0	0	1	.000	1	1	1	0	10	0	0	0	0.0	0	1.0
9/21	Robert Morris	4	0	0	0	.000	2	0	0	1	8	0	0	0	0.0	0	0.0
9/21	Presbyterian	3	0	0	0	.000	1	1	1	0	7	0	0	0	0.0	0	1.0
9/27	at Missouri	2	0	0	0	.000	0	0	1	0	1	0	0	0	0.0	0	0.0
9/29	at Tennessee	4	0	0	1	.000	2	0	1	0	6	0	0	0	0.0	0	0.0
10/4	Arkansas	5	0	0	0	.000	0	1	2	0	7	0	0	0	0.0	0	1.0
10/6	Texas A&M	--	--	--	--	--	--	--	DNP	--	--	--	--	--	--	--	--
10/11	Georgia																
10/13	Kentucky																
10/18	at Mississippi State																
10/20	at Mississippi																
10/25	Tennessee																
10/27	Auburn																
10/30	Coastal Carolina																
11/8	at Kentucky																
11/10	at Georgia																
11/13	at Florida																
11/15	Alabama																
11/17	Missouri																
11/22	at Arkansas																
11/24	LSU																
11/27	at Texas A&M																

CAREER STATISTICS

YEAR	SP	MP	KILL	K/S	ERR	ATT	PCT	AST	A/S	SA	SA/S	SE	DIG	D/S	RE	BS	BA	TB	B/S	BE	BHE	P	P/S
2010	38	17	2	0.05	1	8	.125	7	0.18	2	0.05	3	66	1.74	4	0	0	0	0.00	0	0	4.0	0.11
2011	55	23	0	0.00	1	9	-.111	9	0.16	2	0.04	5	78	1.42	8	0	0	0	0.00	0	1	2.0	0.04
2012	31	17	1	0.03	0	5	.200	4	0.13	3	0.10	10	61	1.97	2	0	0	0	0.00	0	0	4.0	0.13
2013	44	14	2	0.05	1	6	.167	16	0.36	8	0.18	12	109	2.48	4	0	0	0	0.00	0	0	10.0	0.23
TOTAL	168	71	5	0.03	3	28	.071	36	0.21	15	0.09	30	314	1.87	18	0	0	0	0.00	0	1	20.0	0.12



16 - KOKO ATOA-WILLIAMS

5-10 • Fr. • OH • Reno, Nev. (Bishop Manogue)

SEASON NOTES

Saw time in opening match vs. South Carolina State (8/30)...Recorded one kill and one block assists in win over South Carolina State (8/30)...Earned more playing time at Big Orange Bash...Tallied season-high 12 kills and four block assists against Winthrop...Finished with six kills, two digs and a block in win over Utah State (9/13)...Had nine kills and a pair of digs in sweep of Liberty (9/13)...Produced seven kills, two digs and three blocks at Duke (9/14)...Finished with one kill and one block in sweep of Western Carolina (9/20)...Tallied two kills and a dig against Robert Morris (9/21)...Had two kills against Arkansas (10/4).

- Season Highs**
- Kills**
12, Winthrop (9/7)
- Attempts**
37, Winthrop (9/7)
- Hit. % (Min. 12 Att.)**
.294, Clemson (9/6)
- Assists**
N/A
- Service Aces**
N/A
- Digs**
2, 3x, last vs. Duke (9/14)
- Blocks Solo**
N/A
- Block Assists**
4, Winthrop (9/7)
- Total Blocks**
4, Winthrop (9/7)

2013 Match-By-Match Statistics																	
DATE	OPP	SP	KILL	ERR	ATT	PCT	AST	SA	SE	RE	DIG	BS	BA	BE	TB	BHE	P
8/30	South Carolina State	1	1	1	2	.000	0	0	0	0	1	0	1	0	1.0	0	1.5
8/30	FIU	--	--	--	--	--	--	--	DNP	--	--	--	--	--	--	--	--
8/31	High Point	--	--	--	--	--	--	--	DNP	--	--	--	--	--	--	--	--
9/6	at Clemson	4	6	1	17	.294	0	0	0	0	1	0	0	0	0.0	0	6.0
9/7	vs. Furman	4	6	3	24	.125	0	0	0	0	0	0	1	1	1.0	0	6.5
9/7	vs. Winthrop	5	12	8	37	.108	0	0	0	0	1	0	4	0	4.0	0	14.0
9/13	vs. Utah State	3	6	3	20	.150	0	0	0	0	2	0	1	0	1.0	0	6.5
9/13	vs. Liberty	3	9	5	25	.160	0	0	0	1	2	0	0	0	0.0	0	9.0
9/14	at Duke	4	7	2	19	.263	0	0	0	1	2	0	3	0	3.0	0	8.5
9/20	Western Carolina	2	1	2	9	-.111	0	0	0	0	0	0	1	0	1.0	0	1.5
9/21	Robert Morris	1	2	1	4	.250	0	0	0	0	1	0	0	0	0.0	1	2.0
9/21	Presbyterian	1	0	1	1	-1.000	0	0	0	0	0	0	0	0	0.0	0	0.0
9/27	at Missouri	--	--	--	--	--	--	--	DNP	--	--	--	--	--	--	--	--
9/29	at Tennessee	--	--	--	--	--	--	--	DNP	--	--	--	--	--	--	--	--
10/4	Arkansas	3	2	3	13	-.077	0	0	0	0	0	0	0	0	0.0	0	2.0
10/6	Texas A&M	--	--	--	--	--	--	--	DNP	--	--	--	--	--	--	--	--
10/11	Georgia																
10/13	Kentucky																
10/18	at Mississippi State																
10/20	at Mississippi																
10/25	Tennessee																
10/27	Auburn																
10/30	Coastal Carolina																
11/8	at Kentucky																
11/10	at Georgia																
11/13	at Florida																
11/15	Alabama																
11/17	Missouri																
11/22	at Arkansas																
11/24	LSU																
11/27	at Texas A&M																

CAREER STATISTICS

YEAR	SP	MP	KILL	K/S	ERR	ATT	PCT	AST	A/S	SA	SA/S	SE	DIG	D/S	RE	BS	BA	TB	B/S	BE	BHE	P	P/S
2013	31	11	52	1.68	30	171	.129	0	0.00	0	0.00	0	10	0.32	2	0	11	11	0.35	1	1	57.5	1.84



17 - ELIZABETH JOHNBULL

6-0 • So. • MB • Pflugerville, Texas (Connally)

SEASON NOTES

Started all three matches of the Gamecock Invitational...Recorded three kills and a block assists in win over FIU (8/30)...Tallied career-high 13 kills while hitting .500 against Furman (9/7)...Had career-high four block assists against Winthrop (9/7)...Had one kill in win over Utah State (9/13)...Finished with one kills at Duke (9/14)...Produced one dig and one block assist in win at Tennessee (9/29).

Season Highs

- Kills**
13, Furman (9/7)
- Attempts**
22, Furman, (9/7)
- Hit. % (Min. 12 Att.)**
.500, Furman, (9/7)
- Assists**
N/A
- Service Aces**
N/A
- Digs**
1, 5x, last vs. Tennessee (9/29)

- Blocks Solo**
1, Clemson (9/6)
- Block Assists**
4, Winthrop (9/7)
- Total Blocks**
4, Winthrop (9/7)

Career Highs

- Kills**
13, Furman (9/7/13)
- Attempts**
22, Furman, (9/7/13)
- Hit. % (Min. 12 Att.)**
.500, Furman, (9/7/13)
- Assists**
N/A
- Service Aces**
N/A
- Digs**
1, 5x, last vs. Tennessee (9/29/13)
- Blocks Solo**
1, 2x, last vs. Clemson (9/6/13)
- Block Assists**
4, Winthrop (9/7/13)
- Total Blocks**
4, Winthrop (9/7/13)

2013 Match-By-Match Statistics																		
DATE	OPP	SP	KILL	ERR	ATT	PCT	AST	SA	SE	RE	DIG	BS	BA	BE	TB	BHE	P	
8/30	South Carolina State	1	0	0	2	.000	0	0	0	0	0	0	1	0	1.0	0	0.5	
8/30	FIU	3	3	2	8	.125	0	0	0	0	0	0	1	0	1.0	0	3.5	
8/31	High Point	2	1	0	2	.500	0	0	0	0	1	0	0	0	0.0	0	1.0	
9/6	at Clemson	4	3	2	9	.111	0	0	0	0	1	1	2	0	3.0	0	5.0	
9/7	vs. Furman	4	13	2	22	.500	0	0	0	1	1	0	1	0	1.0	0	13.5	
9/7	vs. Winthrop	5	1	0	8	.125	0	0	0	0	1	0	4	1	4.0	0	3.0	
9/13	vs. Utah State	1	1	1	3	.000	0	0	0	1	0	0	0	0	0.0	0	1.0	
9/13	vs. Liberty	--	--	--	--	--	--	--	DNP	--	--	--	--	--	--	--	--	
9/14	at Duke	1	1	0	2	.500	0	0	0	0	0	0	0	0	0.0	0	1.0	
9/20	Western Carolina	--	--	--	--	--	--	--	DNP	--	--	--	--	--	--	--	--	
9/21	Robert Morris	--	--	--	--	--	--	--	DNP	--	--	--	--	--	--	--	--	
9/21	Presbyterian	--	--	--	--	--	--	--	DNP	--	--	--	--	--	--	--	--	
9/27	at Missouri	1	1	0	2	.500	0	0	0	0	0	0	0	0	0.0	0	1.0	
9/29	at Tennessee	3	0	3	7	-.429	0	0	0	0	1	0	1	0	1.0	0	0.5	
10/4	Arkansas	--	--	--	--	--	--	--	DNP	--	--	--	--	--	--	--	--	
10/6	Texas A&M	--	--	--	--	--	--	--	DNP	--	--	--	--	--	--	--	--	
10/11	Georgia																	
10/13	Kentucky																	
10/18	at Mississippi State																	
10/20	at Mississippi																	
10/25	Tennessee																	
10/27	Auburn																	
10/30	Coastal Carolina																	
11/8	at Kentucky																	
11/10	at Georgia																	
11/13	at Florida																	
11/15	Alabama																	
11/17	Missouri																	
11/22	at Arkansas																	
11/24	LSU																	
11/27	at Texas A&M																	

CAREER STATISTICS

YEAR	SP	MP	KILL	K/S	ERR	ATT	PCT	AST	A/S	SA	SA/S	SE	DIG	D/S	RE	BS	BA	TB	B/S	BE	BHE	P	P/S
2012	9	9	8	0.89	3	13	.385	0	0.00	0	0.00	0	0	0.00	0	1	1	2	0.22	0	0	9.5	1.00
2013	25	10	24	0.96	10	65	.215	0	0.00	0	0.00	0	5	0.20	2	1	10	11	0.44	1	0	30.0	1.20
TOTAL	34	19	32	0.94	13	78	.244	0	0.00	0	0.00	0	5	0.15	2	2	11	13	0.38	1	0	39.5	1.15



20 - ABBY FERUCK

6-0 • Fr. • MB/RS • Atlanta, Ga. (Blessed Trinity)

SEASON NOTES

Played three sets in two matches of the Gamecock Invitational...Recorded season-high two kills and a block assist in win over High Point (8/31).

Season Highs

Kills
2, High Point (8/31)

Attempts
4, Clemson (9/6)

Hit. % (Min. 12 Att.)
N/A

Assists
N/A

Service Aces
N/A

Digs
1, 2x, last vs. Winthrop (9/7)

Blocks Solo
N/A

Block Assists
2, Clemson (9/6)

Total Blocks
2, Clemson (9/6)

2013 Match-By-Match Statistics																		
DATE	OPP	SP	KILL	ERR	ATT	PCT	AST	SA	SE	RE	DIG	BS	BA	BE	TB	BHE	P	
8/30	South Carolina State	2	1	0	1	1.000	0	0	0	1	1	0	1	0	1.0	0	1.5	
8/30	FIU	--	--	--	--	--	--	--	DNP	--	--	--	--	--	--	--	--	
8/31	High Point	1	2	0	2	1.000	0	0	0	0	0	0	1	0	1.0	0	2.5	
9/6	at Clemson	3	1	0	4	.250	0	0	0	0	0	0	2	0	2.0	0	2.0	
9/7	vs. Furman	1	0	0	0	.000	0	0	0	0	0	0	0	0	0.0	0	0.0	
9/7	vs. Winthrop	2	1	1	3	.000	0	0	0	1	0	0	0	0	0.0	0	1.0	
9/13	vs. Utah State	--	--	--	--	--	--	--	DNP	--	--	--	--	--	--	--	--	
9/13	vs. Liberty	--	--	--	--	--	--	--	DNP	--	--	--	--	--	--	--	--	
9/14	at Duke	--	--	--	--	--	--	--	DNP	--	--	--	--	--	--	--	--	
9/20	Western Carolina	--	--	--	--	--	--	--	DNP	--	--	--	--	--	--	--	--	
9/21	Robert Morris	--	--	--	--	--	--	--	DNP	--	--	--	--	--	--	--	--	
9/21	Presbyterian	--	--	--	--	--	--	--	DNP	--	--	--	--	--	--	--	--	
9/27	at Missouri	--	--	--	--	--	--	--	DNP	--	--	--	--	--	--	--	--	
9/29	at Tennessee	--	--	--	--	--	--	--	DNP	--	--	--	--	--	--	--	--	
10/4	Arkansas	--	--	--	--	--	--	--	DNP	--	--	--	--	--	--	--	--	
10/6	Texas A&M	--	--	--	--	--	--	--	DNP	--	--	--	--	--	--	--	--	
10/11	Georgia																	
10/13	Kentucky																	
10/18	at Mississippi State																	
10/20	at Mississippi																	
10/25	Tennessee																	
10/27	Auburn																	
10/30	Coastal Carolina																	
11/8	at Kentucky																	
11/10	at Georgia																	
11/13	at Florida																	
11/15	Alabama																	
11/17	Missouri																	
11/22	at Arkansas																	
11/24	LSU																	
11/27	at Texas A&M																	

CAREER STATISTICS

YEAR	SP	MP	KILL	K/S	ERR	ATT	PCT	AST	A/S	SA	SA/S	SE	DIG	D/S	RE	BS	BA	TB	B/S	BE	BHE	P	P/S
2013	9	5	5	0.56	1	10	.400	0	0.00	0	0.00	0	1	0.11	2	0	4	4	0.44	0	0	7.0	0.78



21 - JORDAN WILSON-TALMADGE

5-7 • Fr. • DS/Libero • Orlando, Fla. (First Academy)

SEASON NOTES

Saw time in win over South Carolina State (8/30)...Had a service ace in sweep of Presbyterian (9/21)...Played in two sets in win over Texas A&M (10/6).

Season Highs

Kills N/A

Attempts N/A

Hit. % (Min. 12 Att.) N/A

Assists N/A

Service Aces
1, Presbyterian (9/21)

Digs
1, SC State (8/30)

Blocks Solo N/A

Block Assists N/A

Total Blocks N/A

2013 Match-By-Match Statistics

DATE	OPP	SP	KILL	ERR	ATT	PCT	AST	SA	SE	RE	DIG	BS	BA	BE	TB	BHE	P
8/30	South Carolina State	1	0	0	0	.000	0	0	0	0	1	0	0	0	0.0	0	0.0
8/30	FIU	--	--	--	--	--	--	--	DNP	--	--	--	--	--	--	--	--
8/31	High Point	--	--	--	--	--	--	--	DNP	--	--	--	--	--	--	--	--
9/6	at Clemson	--	--	--	--	--	--	--	DNP	--	--	--	--	--	--	--	--
9/7	vs. Furman	--	--	--	--	--	--	--	DNP	--	--	--	--	--	--	--	--
9/7	vs. Winthrop	--	--	--	--	--	--	--	DNP	--	--	--	--	--	--	--	--
9/13	vs. Utah State	--	--	--	--	--	--	--	DNP	--	--	--	--	--	--	--	--
9/13	vs. Liberty	--	--	--	--	--	--	--	DNP	--	--	--	--	--	--	--	--
9/14	at Duke	--	--	--	--	--	--	--	DNP	--	--	--	--	--	--	--	--
9/20	Western Carolina	--	--	--	--	--	--	--	DNP	--	--	--	--	--	--	--	--
9/21	Robert Morris	--	--	--	--	--	--	--	DNP	--	--	--	--	--	--	--	--
9/21	Presbyterian	1	0	0	0	.000	0	1	1	0	0	0	0	0	0.0	0	1.0
9/27	at Missouri	--	--	--	--	--	--	--	DNP	--	--	--	--	--	--	--	--
9/29	at Tennessee	--	--	--	--	--	--	--	DNP	--	--	--	--	--	--	--	--
10/4	Arkansas	--	--	--	--	--	--	--	DNP	--	--	--	--	--	--	--	--
10/6	Texas A&M	2	0	0	0	.000	0	0	2	0	0	0	0	0	0.0	0	0.0
10/11	Georgia	--	--	--	--	--	--	--	--	--	--	--	--	--	--	--	--
10/13	Kentucky	--	--	--	--	--	--	--	--	--	--	--	--	--	--	--	--
10/18	at Mississippi State	--	--	--	--	--	--	--	--	--	--	--	--	--	--	--	--
10/20	at Mississippi	--	--	--	--	--	--	--	--	--	--	--	--	--	--	--	--
10/25	Tennessee	--	--	--	--	--	--	--	--	--	--	--	--	--	--	--	--
10/27	Auburn	--	--	--	--	--	--	--	--	--	--	--	--	--	--	--	--
10/30	Coastal Carolina	--	--	--	--	--	--	--	--	--	--	--	--	--	--	--	--
11/8	at Kentucky	--	--	--	--	--	--	--	--	--	--	--	--	--	--	--	--
11/10	at Georgia	--	--	--	--	--	--	--	--	--	--	--	--	--	--	--	--
11/13	at Florida	--	--	--	--	--	--	--	--	--	--	--	--	--	--	--	--
11/15	Alabama	--	--	--	--	--	--	--	--	--	--	--	--	--	--	--	--
11/17	Missouri	--	--	--	--	--	--	--	--	--	--	--	--	--	--	--	--
11/22	at Arkansas	--	--	--	--	--	--	--	--	--	--	--	--	--	--	--	--
11/24	LSU	--	--	--	--	--	--	--	--	--	--	--	--	--	--	--	--
11/27	at Texas A&M	--	--	--	--	--	--	--	--	--	--	--	--	--	--	--	--

CAREER STATISTICS

YEAR	SP	MP	KILL	K/S	ERR	ATT	PCT	AST	A/S	SA	SA/S	SE	DIG	D/S	RE	BS	BA	TB	B/S	BE	BHE	P	P/S
2013	4	3	0	0.00	0	0	.000	0	0.00	1	0.25	3	1	0.25	0	0	0	0	0.00	0	0	1.0	0.25

RADIO/TV SPOT CHART



#1
S • 5-10
Fr.-HS
Atlanta,
Ga.

**Helen
Récaborde**



#2
OH/DS • 5-10
Fr.-HS
Birmingham,
Mich.

**Erin
Neuenfeldt**




#3
MB/OH • 5-10
Fr.-HS
Kennesaw,
Ga.

**Dessaa
Legros**



#4
MB/RS • 6-1
So.-1L
Sandy Spring,
Md.

**Darian
Dozier**



#6
RS/OH • 5-11
So.-1L
Canyon
Country,
Calif.

**Sarah
Blomgren**




#7
MB/RS • 6-2
Fr.-HS
Dallas,
Texas

**Jacqy
Angermiller**



#8
S • 6-0
R-So.-TR
Eagan,
Minn.

**Kellie
McNeil**



#9
DS/Libero • 5-7
Fr.-HS
Lugoff,
S.C.

**Megan
Kirkland**




#10
Libero • 5-9
Jr.-TR
Tucson,
Ariz.

**Michaela
Christiaansen**



#12
OH • 6-2
Sr.-3L
Mont-sur-
Marchinne,
Belgium

**Juliette
Thévenin**



#13
DS/S • 5-7
Fr.-HS
Gainesville,
Fla.

**Gabrielle
Rubels**




#14
MB • 6-0
Fr.-HS
Columbia,
S.C.

**Katlyn
McDaniel**



#15
Libero • 5-7
Sr.-3L
Alpharetta,
Ga.

**Lindsey
Craft**



#16
OH • 5-10
Fr.-HS
Reno,
Nev.

**KoKo
Atoa-Williams**



#17
MB • 6-0
So.-1L
Pflugerville,
Texas

**Elizabeth
Johnbull**



#20
MB/RS • 6-0
Fr.-HS
Atlanta,
Ga.

**Abby
Feruck**



#21
DS/Libero • 5-7
Fr.-HS
Orlando,
Fla.

**Jordan
Wilson-Talmadge**



**HEAD
COACH**
3rd Year
Arizona State,
1995

**Scott
Swanson**



**ASSOCIATE
HEAD COACH**
2nd Year
Mercer,
2008

**Julie
Darty**



**ASSISTANT
COACH**
1st Year
Wichita State,
2009

**RJ
Abella**

Director of Operations: Amanda Brungs
Graduate Assistant: Morgan Thomas

Volunteer Assistant: Drew Burdette
Manager: Melissa Kearse