

# SOUTH CAROLINA WOMEN'S BASKETBALL



# Be the change.

## Game Information

**Date:** Saturday, November 23, 2013, 1 p.m. (PT)  
**Site:** Viejas Arena (12,414) • San Diego, Calif.  
**TV:** None  
**Radio:** WISW 1320 AM (Brad Muller);  
 GamecocksOnline.com  
**Live Video:** TheMW.com/#!/watch-live  
**Live Stats:** GoAztecs.com

## South Carolina Gamecocks 5-0

**Ranking:** 19/14 (AP/Coaches)  
**Head Coach:** Dawn Staley  
**Record at SC:** 97-66 (6th)  
**Career Rec.:** 269-146 (14th)  
**vs. SDSU:** 1-0  
**Top Scorer:** Welch (14.6 ppg)  
**Top Rebounder:** Welch (10.6 rpg)



vs.



## San Diego State Aztecs 0-3

**Ranking:** -/  
**Head Coach:** Stacie Terry  
**Record at SDSU:** 0-3 (1st)  
**Career Rec.:** 0-3 (1st)  
**vs. SC:** 0-0  
**Top Scorer:** Warren (24.5 ppg)  
**Top Rebounder:** Scurry (5.7 rpg)

**Series History:** SC leads 1-0  
**In San Diego:** First Meeting  
**In Columbia:** Never Met  
**Neutral:** SC leads 1-0

## 2013-14 Schedule

Nov. 1	North Greenville (Exh.)	W, 96-35
Nov. 8	Charleston Southern	W, 99-29
Nov. 10	Louisiana Tech	W, 68-45
Nov. 14	C. of Charleston (FSSO)	W, 81-54
Nov. 17	Seton Hall	W, 88-67
Nov. 20	at Clemson	W, 68-43
Nov. 23	at San Diego State	4 p.m.
Nov. 25	at Southern Cal (Pac-12)	8 p.m.
Dec. 2	NC Central (FSSO)	7 p.m.
Dec. 8	at Charlotte	2 p.m.
	<i>Myrtle Beach Classic</i>	
Dec. 18	vs. North Carolina	7 p.m.
Dec. 20	Winthrop	Noon
Dec. 22	SC State (FSSO)	1 p.m.
Dec. 28	Savannah State (FSSO)	Noon
Jan. 2	at Arkansas*	8 p.m.
Jan. 5	Vanderbilt* (ESPNU)	1 p.m.
Jan. 9	Kentucky*	7 p.m.
Jan. 12	at Auburn* (SPSO)	2:30 p.m.
Jan. 16	at Texas A&M*	8 p.m.
Jan. 19	Alabama*	3 p.m.
Jan. 26	at Vanderbilt* (ESPN2)	2 p.m.
Jan. 30	Mississippi*	7 p.m.
Feb. 2	Missouri*	3 p.m.
Feb. 6	at Mississippi State*	8 p.m.
Feb. 9	Arkansas* (SECTV)	2 p.m.
Feb. 16	at LSU* (ESPN2)	3:30 p.m.
Feb. 20	at Kentucky* (FSSO)	7 p.m.
Feb. 23	Florida* (SPSO)	1 p.m.
Feb. 27	Georgia*	7 p.m.
Mar. 2	at Tennessee* (ESPNU)	2:30 p.m.

\* indicates SEC game  
 All Times Listed as Eastern and are subject to change

Television outlet listed in parentheses – FSSO is Fox Sports South/Fox Sports Carolinas; SPSO is SportSouth; SECTV is SEC over-the-air syndicated package













## South Carolina Notables

- This is the Gamecocks' 40th season as a varsity sport, the sixth with head coach Dawn Staley at the helm. It is South Carolina's 23rd season in the SEC.
- With 22 offensive rebounds so far this season, junior Aleighsa Welch has moved into sixth place in school history with 257 career offensive boards, just 17 away from a spot in the top five.
- South Carolina leads the SEC in field goal percentage (.490), rebounding margin (+8.6), blocks per game (7.6) and assist-to-turnover ratio (1.6).
- Four Gamecocks average double-figure points this season with 12.4 ppg the minimum in the group. South Carolina has had five hit double figures in three games this season, which already exceeds the number of any previous season in the Dawn Staley era. In fact, in the previous five seasons under Staley, five Gamecocks scored double digits in a game just five times.
- The Gamecocks shot a sparkling 73.9 percent from the field (17-of-23) in the second half of the win over Seton Hall (Nov. 17), thanks to the combined 8-of-9 effort in the period from the trio of frontcourt stars – Elem Ibiam, Aleighsa Welch and Alaina Coates.
- Alaina Coates earned her first conference award of the season as she was named SEC Freshman of the Week (Nov. 18) for her efforts in a pair of wins last week. She averaged a double-double on the week and blocked seven shots.
- Junior Aleighsa Welch is the lone SEC player to rank among the league's top 10 in both scoring and rebounding – 14.6 ppg (10th), 10.6 rpg (2nd).
- Center Alaina Coates is the SEC's top rebounding freshman, ranking eighth in the league with 9.0 boards per outing.
- Junior Elem Ibiam is among the SEC's best centers on both ends of the floor as she leads the league in blocks per game (3.0), recording at least three in four games this season; is second in field goal percentage (.676), shooting 50.0 percent or better in every game; and holds 14th in scoring at 13.6 points per game.
- Sophomore Khadijah Sessions' efficiency at the point guard spot in the last three games has moved her into 15th in the SEC in assists (4.0) and fourth in assist-to-turnover ratio (4.0). She has handed out a career-high five assists twice already this season and recorded at least three in every game, while committing more than one turnover just ones (2 vs. LA Tech).

## Tale of the Tape

SDSU	SC	
0-3	Overall Record	5-0
0-0	Conference Record	0-0
0-1	Home Record	4-0
0-3	Away Record	1-0
0-0	Neutral Record	0-0
65.0	Points Per Game	80.8
68.7	Opp. Points Per Game	47.6
.487	Field Goal %age	.490
.353	Opp. Field Goal %age	.310
.381	3-Pt. Field Goal %age	.325
.343	Opp. 3-Pt. Field Goal %age	.328
.597	Free Throw %age	.584
12.3	FTs Made Per Game	18.0
13.3	Assists Per Game	18.4
-9.7	Turnover Margin	+2.6
40.0	Rebounds Per Game	48.4
-1.3	Rebounding Margin	+18.6
9.7	Steals Per Game	8.0
5.0	Blocked Shots Per Game	7.6

# 2013-14 South Carolina Media Roster

<b>0</b>		<p><b>India Farmer</b> 6-0 • Freshman • Forward • N. Myrtle Beach, S.C.</p> <p>PPG <b>0.0</b> RPG <b>0.0</b> APG <b>0.0</b> FG% <b>—</b> FT% <b>—</b></p>	<p><b>LAST GAME:</b> 1 min at Clemson <b>NOTABLE:</b> Has played in four games ... Athletic combo player who ran point for her HS team due to injury-depleted lineup ... Named Toast of the Coast Player of the Year by <i>The Sun News</i> and earned all-state honors as a senior.</p>	<p><b>Career Highs</b> Pts: — Reb: — A: — S: — Min: 6 vs. Char. Sthrn., 11/8/13</p>
<b>2</b>		<p><b>Olivia Gaines</b> 5-7 • Junior • Guard • Chester, S.C.</p> <p>PPG <b>2.0</b> RPG <b>2.5</b> APG <b>2.3</b> FG% <b>.500</b> FT% <b>.667</b></p>	<p><b>LAST GAME:</b> 1 asst, 1 reb, 5 min vs Seton Hall <b>NOTABLE:</b> Aggressive defender, still learning how to maximize skills in Gamecock game plan ... Named 2013 Junior/Community College Player of the Year by WBCA ... Helped team to 2013 NJCAA Division II national title.</p>	<p><b>Career Highs</b> Pts: 4 vs. Char. Sthrn., 11/8/13 Reb: 4, 2x, vs. LA Tech, 11/10/13 A: 5 vs. Char. Sthrn., 11/8/13 S: 3 vs. Char. Sthrn., 11/8/13 Min: 17 vs. Char. Sthrn., 11/8/13</p>
<b>5</b>		<p><b>Khadijah Sessions</b> 5-8 • Sophomore • Guard • Myrtle Beach, S.C. <i>kub-DEE-zhub SESH-uns</i></p> <p>PPG <b>9.2</b> RPG <b>2.0</b> APG <b>4.0</b> FG% <b>.441</b> FT% <b>.688</b></p>	<p><b>LAST GAME:</b> 10 pts, 3 assts, 3 rebs at Clemson <b>NOTABLE:</b> Assist leader three times and has three double-figure scoring games ... 4th in SEC with 4.0 A:TO ... Aggressive point guard who is working hard on leadership role from the position ... Voted a team captain.</p>	<p><b>Career Highs</b> Pts: 19 vs. Auburn, 2/3/13 Reb: 5 at Florida, 1/20/13 A: 5, 2x, vs. Seton Hall, 11/17/13 S: 4 vs. Miss. State, 2/24/13 Min: 35 at Missouri, 2/28/13</p>
<b>12</b>		<p><b>Wilka Montout</b> 6-3 • Senior • Forward • Cayenne, French Guiana <i>WIL-kub mawn-TOO</i></p> <p>PPG <b>2.0</b> RPG <b>3.8</b> APG <b>0.4</b> FG% <b>.188</b> FT% <b>.273</b></p>	<p><b>LAST GAME:</b> 1 pt, 4 rebs at Clemson <b>NOTABLE:</b> Career-high 8 rebs vs CoFC ... Netted 7 pts in season opener, including a 3-pointer ... Rangy forward who can stretch defenses with her shooting ... averaged 10.1 minutes last season, playing in 29 of 33 games.</p>	<p><b>Career Highs</b> Pts: 12 vs. LA Tech, 11/12/12 Reb: 8 vs. CoFC, 11/14/13 B: 2, 2x, vs. CSU, 11/8/13 S: 1, 4x, vs. CSU, 11/8/13 Min: 24 vs. Sav. State, 11/15/12</p>
<b>15</b>		<p><b>Tiffany Davis</b> 5-7 • R-Freshman • Guard • Houston, Texas</p> <p>PPG <b>3.0</b> RPG <b>1.2</b> APG <b>1.2</b> FG% <b>.455</b> FT% <b>.600</b></p>	<p><b>LAST GAME:</b> 1 asst in 10 min at Clemson <b>NOTABLE:</b> Solid outing against CoFC, scoring and running team ... Fully recovered from knee surgery last fall ... Was slowed by preseason hamstring injury ... Expected to battle for time at point guard.</p>	<p><b>Career Highs</b> Pts: 7 vs. CoFC, 11/14/13 Reb: 3 vs. Elon, 11/9/12 A: 3, 2x, vs. CoFC, 11/14/13 S: 5 vs. Elon, 11/9/12 Min: 20 vs. Elon, 11/9/12</p>
<b>21</b>		<p><b>LeAnna Morrison</b> 5-5 • R-Sophomore • Guard • Monck's Corner, S.C.</p> <p>PPG <b>0.4</b> RPG <b>0.4</b> APG <b>0.4</b> FG% <b>.000</b> FT% <b>1.00</b></p>	<p><b>LAST GAME:</b> 2 min at Clemson <b>NOTABLE:</b> Scored first career points on pair of FTs against Seton Hall ... Ran track for two seasons at Charlotte ... Named 2011 All-Lowcountry Female Athlete of the Year by <i>The Post &amp; Courier</i> for her two-sport prowess.</p>	<p><b>Career Highs</b> Pts: 2 vs. Seton Hall, 11/17/13 Reb: 1, 2x, vs. CoFC, 11/14/13 A: 1, 2x, vs. CoFC, 11/14/13 S: 1 vs. Seton Hall, 11/17/13 Min: 7 vs. Char. Sthrn., 11/8/13</p>
<b>23</b>		<p><b>Tina Roy</b> 5-11 • R-Sophomore • Guard • Kaplan, La.</p> <p>PPG <b>4.2</b> RPG <b>1.8</b> APG <b>2.4</b> FG% <b>.233</b> FT% <b>1.00</b></p>	<p><b>LAST GAME:</b> 3 pts, 3 rebs at Clemson <b>NOTABLE:</b> Fully recovered from knee surgery in August 2012 ... Still dialing in long-range shot ... Capable of playing point guard.</p>	<p><b>Career Highs</b> Pts: 15 vs. Presby, 11/27/11 Reb: 5 at LSU, 1/12/12 A: 7 vs. Char. Sthrn., 11/8/13 S: 2 vs. Presby, 11/27/11 Min: 22, 4x, vs. CSU, 11/8/13</p>
<b>24</b>		<p><b>Aleighsa Welch</b> 6-0 • Junior • Forward • Goose Creek, S.C. <i>uh-LEE-sub Welch</i></p> <p>PPG <b>14.6</b> RPG <b>10.6</b> APG <b>2.6</b> FG% <b>.686</b> FT% <b>.658</b></p>	<p><b>LAST GM:</b> 17 pts, 10 rebs, 4 assts, 3 blks at CU <b>NOTABLE:</b> 2nd in SEC in rpg, 6th in offensive rpg, 10th in ppg ... 3 dbl-dbls this season ... Good vision and passer ... Named 2014 preseason All-SEC First Team ... 6th in school history with 257 career offensive boards ... Voted a team captain.</p>	<p><b>Career Highs</b> Pts: 20 vs. Miss. State, 2/24/13 Reb: 17 vs. CoFC, 11/14/13 A: 4, 3x, at Clemson, 11/20/13 S: 3, 3x, vs. Florida, 3/3/13 Min: 42 vs. Drexel, 11/28/12</p>
<b>25</b>		<p><b>Tiffany Mitchell</b> 5-9 • Sophomore • Guard • Charlotte, N.C.</p> <p>PPG <b>12.4</b> RPG <b>4.4</b> APG <b>2.8</b> FG% <b>.522</b> FT% <b>.438</b></p>	<p><b>LAST GAME:</b> 14 pts, 6 rebs, 5 assts, 2 stls at CU <b>NOTABLE:</b> Scored in double figures every game this season ... Ranks 24th in SEC in scoring ... Leads team with 9 steals ... Career-high 5 assts at Clemson ... Lithe guard who earned SEC All-Freshman honors last season.</p>	<p><b>Career Highs</b> Pts: 21 vs. SC State, 12/21/12 Reb: 11, 4x, at Florida, 1/20/13 A: 5 at Clemson, 11/20/13 S: 5, 2x, vs. CSU, 11/8/13 Min: 36, 3x, vs. SHU, 11/17/13</p>
<b>31</b>		<p><b>Asia Dozier</b> 6-0 • Sophomore • Guard/Forward • Columbia, S.C. <i>Asia DOE-zhur</i></p> <p>PPG <b>7.4</b> RPG <b>3.8</b> APG <b>2.0</b> FG% <b>.400</b> FT% <b>.667</b></p>	<p><b>LAST GAME:</b> 4 pts, 9 rebs at Clemson <b>NOTABLE:</b> Ranks 15th in SEC in 3s made per game (1.4) ... Hit 4-of-8 from 3 against CoFC ... Tied career high with 5 assists in season opener ... Earned starting spot by being the most efficient producer in preseason practice.</p>	<p><b>Career Highs</b> Pts: 16 vs. CoFC, 11/14/13 Reb: 10 vs. Elon, 11/9/12 A: 5, 2x, vs. CSU, 11/8/13 S: 2, 3x, vs. Seton Hall, 11/17/13 Min: 30 at Clemson, 11/20/13</p>
<b>33</b>		<p><b>Elem Ibiam</b> 6-4 • Junior • Center • Fayetteville, Ga. <i>ELL-um IB-ee-um</i></p> <p>PPG <b>13.6</b> RPG <b>6.8</b> APG <b>0.4</b> FG% <b>.676</b> FT% <b>.621</b></p>	<p><b>LAST GAME:</b> 10 pts, 6 rebs at Clemson <b>NOTABLE:</b> Scored 10+ points every game this season ... Leads SEC in blocks (3.0), is 2nd in FG% and 14th in scoring ... Poised to have breakthrough season after working hard on post moves in offseason ... Voted a team captain.</p>	<p><b>Career Highs</b> Pts: 19 vs. Alabama, 3/7/13 Reb: 11 vs. Elon, 11/9/12 B: 5, 3x, vs. CSU, 11/8/13 S: 2, 3x, vs. CSU, 11/8/13 Min: 29, 2x, vs. SHU, 11/17/13</p>
<b>41</b>		<p><b>Alaina Coates</b> 6-4 • Freshman • Center • Irmo, S.C. <i>uh-LAY-nub COATS</i></p> <p>PPG <b>12.4</b> RPG <b>9.0</b> APG <b>0.4</b> FG% <b>.600</b> FT% <b>.500</b></p>	<p><b>LAST GAME:</b> 9 pts, 6 rebs, 2 stls at Clemson <b>NOTABLE:</b> Posted 2 dbl-dbls and 10+ pts in 4 games ... 8th in SEC in rpg, 24th in ppg, 10th in offensive rpg ... Named McDonald's and Parade All-America ... Earned South Carolina Player of the Year honors from multiple sources.</p>	<p><b>Career Highs</b> Pts: 20 vs. Char. Sthrn., 11/8/13 Reb: 14 vs. CoFC, 11/14/13 B: 4 vs. Seton Hall, 11/17/13 S: 2 at Clemson, 11/20/13 Min: 19, 2x, vs. SHU, 11/17/13</p>

**Starter**

**Reserve**

## Quick Facts

### The University

**Location:** Columbia, S.C.  
**Founded:** 1801  
**Enrollment:** 31,288  
**Colors:** Garnet (PMS 202C) and Black  
**Nickname:** Gamecocks  
**Conference:** Southeastern  
**President:** Dr. Harris Pastides  
**Athletics Director:** Ray Tanner  
**Facility:** Colonial Life Arena (18,000)

### Coaching Staff

**Head Coach:** Dawn Staley  
**Alma Mater:** Virginia, 1992  
**Overall Record:** 269-146 (14th season)  
**School Record:** 97-66 (6th season)  
**Assoc. Head Coach (Alma Mater):**  
Lisa Boyer (Ithaca, 1972)  
**Assistant Coaches (Alma Mater):**  
Nikki McCray (Tennessee, 1995)  
Darius Taylor (Michigan, 2000)

### Team Information

**2012-13 Record:** 25-8  
Home: 13-3 Away: 7-3 Neutral: 5-2  
**SEC Record (Finish):** 11-5 (T-4th)  
Home: 6-2 Away: 5-3  
**Letterwinners Returning/Lost:** 6/3  
**Starters Returning/Lost:** 2/3

### Program History

**First Year of Women's Basketball:** 1974-75  
**All-Time Record:** 677-495 (40th season)  
**All-Time SEC Record:** 102-197 (23rd season)  
**NCAA Appearances (Last):** 10 (2013)  
**NCAA Tournament Record:** 11-10  
**Last NCAA Result:** L, 69-16, Kansas, Boulder, Colo., 3/25/13, Second Round  
**WNIT Appearances (Last):** 4 (2011)  
**WNIT Record:** 3-4

### Media Relations

**Women's Basketball Contact:** Diana Koval  
**Office:** 803.777.7977  
**Cell:** 314.369.6050  
**Email:** dkoval@mailbox.sc.edu  
**Press Row Phone:** 803.777.6182  
**Athletics Department on the Web**  
**Website:** GamecocksOnline.com  
**Twitter:** @GamecocksOnline  
**Facebook:** Facebook.com/GamecocksOnline  
**YouTube:** YouTube.com/GamecocksOnline  
**Women's Basketball on Twitter**  
**Team:** @GamecockWBB  
**Head Coach:** @DawnStaley

### A South Carolina Win Would...

- Be the Gamecocks' second in as many games against San Diego State.
- Be the Gamecocks' first in three trips to the West Coast in the Dawn Staley era. South Carolina lost its 2012 NCAA Sweet 16 game to Stanford in Fresno and dropped a pair of road games at Stanford and UC Davis in the 2010-11 season.
- Bring head coach Dawn Staley to 98 wins at South Carolina, putting her four behind Pam Parsons (1978-82) for third all-time in Gamecock women's basketball history.

### Current Gamecock Streaks

	Total	Home	Road	Neut.
Overall	W5	W6	W1	L1
SEC	W1	W2	L1	—
Non-Conference	W5	W6	W5	L1
Ranked Teams	L3	L1	L2	L3

### By the Numbers

- 2 Seasons in the Dawn Staley era in which the Gamecocks have won at least 25 games – a win total that was achieved just three times in the program's first 34 seasons
- 3 Games this season in which five Gamecocks have scored in double figures, which had happened just five previous times in the Dawn Staley era
- 3 Members of this season's team that earned South Carolina Player of the Year honors in high school
- 3 Gamecocks who have scored in double figures in each of the four games this season – Elem Ibiam, Aleighsa Welch and Tiffany Mitchell, all of whom rank among the SEC's top 25 scorers
- 4 Newcomers on this season's Gamecock roster
- 6 Dawn Staley era records South Carolina posted against Charleston Southern (Nov. 8) – points scored (99), margin of victory (+70), field goal percentage (.609), field goals made (39), assists (25) and blocks (12)
- 7 Games in the Dawn Staley era in which the Gamecocks have scored 80 or more points, including three this season
- 7 Gamecocks on this season's roster who played high school basketball in the state of South Carolina, the highest percentage of the roster since the 1990-91 squad featured eight South Carolinians on the 11-player roster
- 23 Entries for the Gamecocks in the last 33 Associated Press Top 25 Polls
- 25 Assists handed out on 39 made field goals by the Gamecocks in win over Charleston Southern (Nov. 8), a Staley-era record for assists
- 30.8 Trips to the free throw line per game by the Gamecocks this season, including a season-high 44 attempts against Seton Hall (Nov. 17), of which South Carolina made 30 – second-most in the Staley era
- 33.2 Points per game by which South Carolina has out-scored its opponents this season to rank fourth in the SEC
- 47.6 Points per game the South Carolina defense has allowed this season to rank fourth in the SEC
- 55.8 Percent field goal shooting for the Gamecocks in the second half of games this season
- 63.9 Percent of field goals made this season that have been assisted
- 73.9 Percent field goal shooting for South Carolina in the second half of the win over Seton Hall (Nov. 17)

### San Diego State Series Notes

The Gamecocks and Aztecs have met just once before today's contest – a 58-55 South Carolina victory on Nov. 28, 2009, in the last game of the Paradise Jam. The win was head coach Dawn Staley's first over a nationally ranked team while leading the Gamecocks as San Diego State was No. 23 in the coaches poll heading into the tournament.

### Noting November

In its 40th season of women's basketball, South Carolina is 88-39 (.69w) all-time in the month of November, including a 27-10 record (.730) in the sixth season of the Dawn Staley era. The Gamecocks hold a winning record in all three site possibilities during the month – 45-10 (.818) at home, 23-17 (.575) on the road and 20-12 (.625) at neutral sites.

### Road Warriors

With comprehensive records beginning in the 1976-77 season (the third for women's basketball at South Carolina), the Gamecocks are 196-234 (.456) all-time in games played on the road, including a 27-29 mark (.482) in the Dawn Staley era. The Gamecocks have had winning road records in each of the last two seasons, combining for a 16-8 record (.667) in 2011-12 and 2012-13.

### All About Adjustments

Ever the tactician, South Carolina head coach Dawn Staley has her offense clicking best after halftime this season. While the defense – built more on the controlled factor of effort – performs best in the opening 20 minutes, the offense takes what Staley has learned through the first 20 minutes of play and applies it to shine in the second half. The Gamecocks are shooting 55.8 percent (77-of-138) in the second half, compared to 42.9 percent (67-of-156) in the first, resulting in 2.0 more points per game after halftime than before it (41.4 to 39.4). The Gamecock guards seem to have an impact on that as they adjust to defensive alignments to get the ball into the paint, handing out 11.0 assists per second half compared to just 7.4 per first half.

### 20/20 Vision

The Gamecocks have won each of their five games this season by at least 20 points for the first time in the Dawn Staley era. South Carolina opened the 2012-13 campaign with four straight 20-point wins en route to nine games with that minimum margin – a Dawn Staley era record. The Gamecocks posted eight 20-point wins in 2011-12 after just two in 2010-11, one in 2009-10 and two in Staley's first season 2008-09.

## Welch Watch on Record Book

South Carolina junior forward Aleighsa Welch has proven to be one of the best offensive rebounders in Gamecock history. She is one of just four Gamecocks all-time to record multiple seasons with at least 100 offensive rebounds, including her 131 O-board mark last season, which ranks second in school history.

In just her third season, Welch already ranks among the program's top 10 in career offensive rebounds.

	Gm	ORebs
1. Marsha Williams (1990-93)	116	427
2. Annie Lester (1997-00)	110	348
3. Jocelyn Penn (1999-03)	117	345
4. Ashley Bruner (2010-13)	128	338
5. Demetress Adams (2006-09)	112	274
6. <i>Aleighsa Welch (2012-present)</i>	71	257
7. Petra Ujhelyi (2000-03)	119	255
8. Michelle Murray (1990-93)	96	254
9. Charenee Stephens (2009-12)	110	253
10. Melanie Johnson (2004-07)	89	237

## A Little Help from My Friends

The Gamecock guards have been thriving in the assist category with the effectiveness of South Carolina's post players. Five different Gamecocks have handed out five or more assists in a game, headlined by Tina Roy's career-high seven against Charleston Southern (Nov. 8). Sophomore Asia Dozier tied her career high with five in that game, and junior transfer Olivia Gaines wasted no time setting her career mark at five that night as well. Sophomore Khadijah Sessions has handed out five twice this season, setting and then matching her career high. Most recently, Tiffany Mitchell dished out a career-high five at Clemson (Nov. 20). The team's 25 assists against Charleston Southern (Nov. 8) was a Staley-era record, and the team assisted on 19 of the 26 made field goals against Seton Hall. Overall this season, the Gamecocks have recorded 92 assists on 144 made baskets (.639).

## The Gift of Glass

The Gamecocks have been a solid rebounding team under head coach Dawn Staley, but it was a team effort by an undersized roster in the past. This season, South Carolina is out-rebounding its opponents by an SEC-leading 18.6 boards per game behind the strength of the trio of Alaina Coates, Elem Ibiam and Aleighsa Welch. Welch is second in the SEC with 10.6 boards per game, and Coates eighth with 9.0 per game, tops among league freshmen. Ibiam rounds out the group with 6.8 per contest.

As a team, South Carolina has turned its 87 offensive rebounds into 95 second-chance points. Welch and Coates pace the group on the offensive glass with 4.4 and 3.6 per game, respectively, to each rank among the league's top 10 in the category.

## Finding the Right Octave

South Carolina has scored at least 80 points in three games so far this season after reaching the mark just four times in the first five seasons of the Dawn Staley era combined. This season's games are the first of the group to be played in Colonial Life Arena.

Under Staley, the Gamecocks are 6-1 in games in which they score 80 points with the lone loss coming in a double-overtime affair (94-92) at Clemson on Nov. 19, 2009. That is the only previous season in which the Gamecocks hit the 80-point plateau multiple times, adding an 80-68 victory at Alabama on Jan. 10, 2010.

## Post Always Delivers

South Carolina has reaped the rewards of this season's new offensive strategy as post play has dominated the box score for the Gamecocks. The inside play of juniors Aleighsa Welch and Elem Ibiam and freshman Alaina Coates has yielded better field goal percentages – tops in the SEC (.490). The trio has accounted for 50.2 percent of the team's scoring (203 of 404 points) and is shooting a combined 65.2 percent from the field with Ibiam ranked second in the SEC in field goal percentage (.676).

South Carolina has scored 210 of its combined 404 points this season in the paint, including 70 of the 99 scored against Charleston Southern (Nov. 8) in the opener. As a team, South Carolina shot over 60.0 percent for the first time in the Staley era with 60.9 percent accuracy in the opener against Charleston Southern (Nov. 8). The Gamecocks hit 73.9 percent from the field (17-of-23) in the second half against Seton Hall, including 8-of-9 accuracy from the frontcourt trio.

## AP Top 25 (Week of 11/18)

1. Connecticut	4-0
2. Duke	3-0
3. Tennessee	4-0
4. Louisville	4-0
5. Notre Dame	3-0
6. Stanford	3-1
7. Kentucky	4-0
8. Maryland	2-1
9. Baylor	2-0
10. Oklahoma	3-1
11. Nebraska	3-0
12. North Carolina	2-1
13. Texas A&M	3-0
14. Penn State	2-1
15. LSU	2-1
16. Colorado	2-0
17. California	2-2
18. Purdue	3-0
<b>19. South Carolina</b>	<b>4-0</b>
20. Oklahoma State	3-0
21. Michigan State	2-1
22. Iowa State	2-0
23. Georgia	3-0
24. Gonzaga	2-1
25. DePaul	2-0

## ESPN/USA Today Top 25 (Week of 11/18)

1. Connecticut	4-0
2. Duke	3-0
3. Louisville	4-0
4. Tennessee	4-0
5. Stanford	3-1
6. Notre Dame	3-0
7. Kentucky	4-0
8. Maryland	2-1
9. Baylor	2-0
10. Nebraska	3-0
11. Texas A&M	3-0
12. North Carolina	2-1
13. Oklahoma	3-1
<b>14. South Carolina</b>	<b>4-0</b>
15. Penn State	2-1
16. Iowa State	2-0
17. California	2-2
18. LSU	2-1
19. Michigan State	2-1
20. Colorado	2-0
21. Georgia	3-0
22. Purdue	3-0
23. Oklahoma State	3-0
24. Dayton	2-2
25. Gonzaga	2-1

## Block Party!

With a pair of 6-foot-4 centers, the Gamecocks are a constant shot-blocking threat in the post and lead the SEC with 7.6 per game. Junior Elem Ibiam's 3.0 blocks per game lead the SEC as she got the season off to a solid start with five in the opener against Charleston Southern (Nov. 8), which matched her career high and the fifth-most in Colonial Life Arena history. She has blocked at least three in four of five games this season. Coates is among the SEC's top five as well, holding fourth place with 2.0 per game after swatting away four against Seton Hall (Nov. 17).

## Home Grown, Nationally Known

Since her arrival for the 2008-09 season, South Carolina head coach Dawn Staley has been working to protect her new home state's best prospects while fielding a team that competes at a national level. Her efforts are paying dividends as this season's roster features seven Gamecocks who played high school basketball in the state of South Carolina. Beginning with Aleighsa Welch, the first South Carolina player to sign a National Letter of Intent for Staley, the Palmetto State has sent its players of the year to Columbia as Welch (2011), Asia Dozier (2012) and Alaina Coates (2013) have each earned the title during their high school careers.

## Guess Who's Back

The Gamecocks return six letterwinners from last season's 25-win team, including starters Aleighsa Welch

and Tiffany Mitchell. The other four returners each played in at least 29 of last season's 33 games with two of those – Elem Ibiham and Khadijah Sessions – averaging at least 15 minutes.

Eager to bolster the efforts of the veterans is redshirt sophomore Tina Roy. Fully recovered from her offseason knee surgery, the guard looks to improve on her 4.4 points per game as a freshman. She proved she is capable of delivering more offense toward the end of that season, averaging 8.7 points during the Gamecocks' three-game run to the SEC Tournament semifinals.

### Fresh Look

South Carolina head coach Dawn Staley added four newcomers to this season's roster and will welcome the return of redshirt freshman Tiffany Davis, whose initial campaign was limited to three games by a knee injury.

Local product Alaina Coates (Irmo, S.C.) headlines this season's crop of newcomers as the McDonald's and Parade All-American makes the site of her two high school state championships her college home court. Junior transfer Olivia Gaines was named the Junior/Community College Player of the Year by the WBCA last season after leading Louisburg College to the NJCAA Division II National Championship. Walk-ons India Farmer and LeAnna Morrison will battle for court time as well.

### Preseason Predictions

South Carolina was picked to finish fifth in the SEC by the league's coaches in preseason voting. The media tabbed the Gamecocks at seventh in their voting. In each of the last four seasons, South Carolina has out-performed the predictions of both groups.

Season	Media	Coaches	Actual
2009-10	10	6	T-7
2010-11	7	7	T-5
2011-12	8	7	T-4
2012-13	7	6	T-4

### Be the Change

South Carolina head coach Dawn Staley has provided an extra challenge for her program with the "Be the Change" theme for this season. Reflecting on her career as she prepared for enshrinement into the Naismith Memorial Basketball Hall of Fame and traveling in Africa this summer, she discovered she wanted her team to embrace the importance of focusing on others. In Africa especially, she noted the significant impact even small acts can have on the world around her.

To that end, Staley has challenged her program and everyone who supports it to commit 50,000 random acts of kindness this season. The program has set up Twitter (@SC\_WBB\_RAoK) and Facebook (SC Women's Basketball Random Acts of Kindness) accounts to help keep track of everyone's contributions. Fans are encouraged to submit their acts to those accounts.

### Intro Video Vibe

South Carolina's intro video features voices familiar to the Gamecock faithful as redshirt sophomore Tina Roy and sophomore Khadijah Sessions collaborated for the second-straight year on the song that sets up the Gamecocks' starting lineup. It is the third season that Roy has written a song that reflects the team, the program and its goals. After the first year's song was more just for the team, South Carolina head coach Dawn Staley encouraged Roy to create one to share center stage at home games in 2012-13, which she did with support and "beats" from her first-year teammate Sessions. It was such a hit with fans and spark for the team that the duo did it again this season.

### Drive for 5

The Gamecocks launched their "Drive for 5" women's basketball ticket campaign this season. Inspired by head coach Dawn Staley's jersey number during her Naismith Hall of Fame playing career, the campaign looks to bring at least 5,000 fans to every Gamecock women's basketball game. At the end of October, the Gamecocks were well on their way, surpassing 3,000 season tickets issued for the season for the first time in the Staley era.

### Watching the Gamecocks

South Carolina will play a total of 13 regular-season games on television in 2013-14. Four non-conference home games – College of Charleston (Nov. 14), NC Central (Dec. 2), SC State (Dec. 22) and Savannah State (Dec. 29) – will air on Fox Sports South and Fox Sports Carolinas in addition to the Gamecocks' game at Southern Cal airing

## 2013-14 Award Watch

### Alaina Coates

SEC Freshman of the Week (Nov. 11-17)

### Aleighsa Welch

Preseason All-SEC First Team

## 2013-14 Double-Doubles

### Alaina Coates (2)

11/10	Louisiana Tech	12 pts/10 rebs
11/14	College of Charleston	11 pts/14 rebs

### Aleighsa Welch (3)

11/10	Louisiana Tech	14 pts/10 rebs
11/14	College of Charleston	12 pts/17 rebs
11/20	at Clemson	17 pts/10 rebs

## Future Faces of the Gamecocks

South Carolina head coach Dawn Staley is the process of reeling in what would be one of the most significant recruiting classes in program history. The class currently includes four future Gamecocks, including the No. 7, No. 32 and No. 44 rated players, according to ESPN. The group gives South Carolina the fourth-best signing class in the nation, according to ESPN, trailing just UCLA (five signees), Duke (4) and Connecticut (4).

**Bianca Cuevas** (5-6/Guard/Bronx, N.Y./Nazareth Regional) – Rated as eighth-best point guard and No. 44 player overall in Class of 2014 by ESPN ... Helped high school team to consecutive state titles ... Earned all-state honors three times ... Averaged 17.1 points, 2.0 assists and 3.8 steals as a junior.

**Donyah Cliney** (6-0/Guard/Newark, N.J./Malcolm X Shabazz) – Rated as high as No. 13 guard in Class of 2014 by ProspectNation.com ... Helped high school team to 33-1 record and the Group 2 State Championship as a junior ... Averaged 10.3 points and 1.3 assists last season ... Named honorable mention all-state ... Solid defender.

**Kaydra Duckett** (5-10/Guard/Columbia, S.C./Dreher) – Ranked No. 32 overall and No. 6 guard in Class of 2014 by ESPN ... Earned five-star status from ESPN ... Named all-state the last two seasons ... Named MVP at 2012 state tournament (sophomore) after guiding team to 3A state title ... Averaged 17.5 points, 2.3 assists and 3.4 steals as a junior.

**Jatarie White** (6-4/Post/Columbia, S.C./Dreher) – Ranked No. 7 overall and No. 1 post in Class of 2014 by ESPN ... Earned five-star status from ESPN ... Tabbed preseason All-America by The Sporting News this season ... Named Gatorade North Carolina Player of the Year in 2013 and is a three-time all-state selection ... Part of the last three of Providence Day's four straight state championships ... Averaged 19 points, 11 rebounds, three blocks and two steals as a junior ... Helped USA Basketball bring home the gold medal at the 2011 FIBA Americas U16 Championships, averaging 9.8 points and 6.8 rebounds at the event ... Is a former high school teammate of current Gamecock Tiffany Mitchell.

## Miscellaneous Stats

Double-Doubles	2013-14	Career	Record
Aleighsa Welch	3	13	12-1
Alaina Coates	2	2	2-0
Tiffany Mitchell	0	2	2-0
Elem Ibiam	0	1	0-1

20+ Points	2013-14	Career	Record
Alaina Coates	1	1	1-0
Tiffany Mitchell	0	1	1-0
Aleighsa Welch	0	1	1-0

10+ Points	2013-14	Career	Record
Aleighsa Welch	5	36	30-6
Tiffany Mitchell	5	19	17-2
Elem Ibiam	5	12	10-2
Alaina Coates	4	4	4-0
Khadijah Sessions	3	9	8-1
Asia Dozier	1	3	2-1
Tina Roy	0	5	4-1
Wilka Montout	0	2	2-0

10+ Rebounds	2013-14	Career	Record
Aleighsa Welch	3	16	15-1
Alaina Coates	2	2	2-0
Tiffany Mitchell	0	5	4-1
Elem Ibiam	0	2	1-1
Asia Dozier	0	1	1-0

5+ Assists	2013-14	Career	Record
Khadijah Sessions	2	2	2-0
Asia Dozier	1	2	2-0
Olivia Gaines	1	1	1-0
Tiffany Mitchell	1	1	1-0
Tina Roy	1	1	1-0

5+ Steals	2013-14	Career	Record
Tiffany Mitchell	1	2	2-0
Tiffany Davis	0	1	1-0

5+ Blocks	2013-14	Career	Record
Elem Ibiam	1	3	3-0

## Games Led Team In...

*(Tied for team lead in each category included)*

Scoring	2013-14	Career	Record
Aleighsa Welch	2	17	11-6
Elem Ibiam	1	3	2-1
Alaina Coates	1	1	1-0
Asia Dozier	1	1	1-0
Tiffany Mitchell	0	7	6-1
Khadijah Sessions	0	3	2-1
Tina Roy	0	2	2-0

Rebounding	2013-14	Career	Record
Aleighsa Welch	5	31	27-4
Alaina Coates	2	2	2-0
Elem Ibiam	1	6	6-0
Tiffany Mitchell	0	6	5-1

Assists	2013-14	Career	Record
Khadijah Sessions	3	6	5-1
Tiffany Mitchell	1	3	3-0
Tina Roy	1	2	2-0
Aleighsa Welch	0	4	2-2
Asia Dozier	0	1	1-0

on the Pac-12 Networks and their outing at Kentucky showing on Fox Sports South. The SEC package includes four national and three regional broadcasts during league play. The Gamecocks will play twice on ESPN2 – at Vanderbilt (Jan. 26) and at LSU (Feb. 16) – and twice on ESPNU – vs. Vanderbilt (Jan. 5) and at Tennessee (Mar. 2). Other televised games are at Auburn (Jan. 12, SportSouth), vs. Arkansas (Feb. 9, SECTV) and vs. Florida (Feb. 23, SportSouth).

## Scoring Differentials

**Largest lead in a win**..... by 70 (99-29), 2nd-0:49 vs. Charleston Southern, 11/8/13

**Largest deficit overcome to win**..... by 9 (0-9), 1st-17:33 vs. College of Charleston, 11/14/13

**Largest lead given up in a loss**.....

**Largest deficit in a loss**.....

## Team Specialty Stats

South Carolina/Opponent

	Pts. in Paint	Pts. Off TOs	2nd Chance Pts	Fast Break Pts
11/8 CSU	70/6	40/5	23/6	32/4
11/10 LA Tech	38/18	13/12	19/8	20/8
11/14 CofC	28/18	8/9	23/10	6/5
11/17 SHU	34/30	11/8	9/10	20/6
11/20 at Clemson	40/10	13/10	21/4	12/2
11/23 at SDSU				
11/25 at USC				
12/2 NC Central				
12/8 at Char.				
12/18 vs. UNC				
12/20 Winthrop				
12/22 SC St.				
12/28 Sav. St.				
1/2 at Arkansas				
1/5 Vandy				
1/9 Kentucky				
1/12 at Auburn				
1/16 at TAMU				
1/19 Alabama				
1/26 at Vandy				
1/30 Ole Miss				
2/2 Mizzou				
2/6 at Miss. St.				
2/9 Arkansas				
2/16 at LSU				
2/20 at Kentucky				
2/23 Florida				
2/28 Georgia				
3/2 at Tenn.				

## Starters vs. Bench Points

	SC Starters	Opp. Starters	SC Bench	Opp. Bench
11/8 CSU	58	19	41	10
11/10 LA Tech	47	29	21	16
11/14 CofC	53	26	28	28
11/17 SHU	71	52	17	15
11/20 at Clemson	55	30	13	13
11/23 at SDSU				
11/25 at USC				
12/2 NC Central				
12/8 at Char.				
12/18 vs. UNC				
12/20 Winthrop				
12/22 SC St.				
12/28 Sav. St.				
1/2 at Arkansas				
1/5 Vandy				
1/9 Kentucky				
1/12 at Auburn				
1/16 at TAMU				
1/19 Alabama				
1/26 at Vandy				
1/30 Ole Miss				
2/2 Mizzou				
2/6 at Miss. St.				
2/9 Arkansas				
2/16 at LSU				
2/20 at Kentucky				
2/23 Florida				
2/28 Georgia				
3/2 at Tenn.				

# Career Highs

## Alaina Coates

**Points** .....20 vs. Charleston Southern, 11/8/13  
**FG** .....9 vs. Charleston Southern, 11/8/13  
**FGA** .....14 vs. Charleston Southern, 11/8/13  
**FG %** ..... .800 (4-5) vs. Seton Hall, 11/17/13  
**FT** ..... 5, 2x, last at Clemson, 11/20/13  
**FTA** ..... 9 vs. College of Charleston, 11/14/13  
**FT %** ..... 1.00 (2-2) vs. Charleston Southern, 11/8/13  
**Rebounds** ..... 14 vs. College of Charleston, 11/14/13  
**Off Rebs** ... 5, 2x, last vs. Coll. of Charleston, 11/14/13  
**Def Rebs** ..... 9 vs. College of Charleston, 11/14/13  
**Blocks** ..... 4 vs. Seton Hall, 11/17/13  
**Steals** ..... 2 at Clemson, 11/20/13  
**Assists** .....1, 2x, last vs. Seton Hall, 11/17/13  
**Minutes** .....19, 2x, last vs. Seton Hall, 11/17/13

## Tiffany Davis

**Points** .....7 vs. College of Charleston, 11/14/13  
**FG** ..... 2, 3x, last vs. College of Charleston, 11/14/13  
**FGA** ..... 4, 3x, last vs. College of Charleston, 11/14/13  
**FG %** ..... .667 (2-3) vs. Charleston Southern, 11/8/13  
**3FG** ..... 1, 3x, last vs. College of Charleston, 11/14/13  
**3FGA** ..... 4 vs. LA Tech, 11/10/13  
**FT** ..... 2, 2x, last vs. College of Charleston, 11/14/13  
**FTA** ..... 3 vs. Charleston Southern, 11/8/13  
**FT %** .....1.000 (2-2), 2x, last vs. C. of Charl., 11/14/13  
**Rebounds** .....3 vs. Elon, 11/9/12  
**Off Rebounds** ..... 1, 3x, last vs. LA Tech, 11/10/13  
**Def Rebounds** .....2 vs. Elon, 11/9/12  
**Steals** .....5 vs. Elon, 11/9/12  
**Assists** ... 3, 2x, last vs. College of Charleston, 11/14/13  
**Minutes** .....20 vs. Elon, 11/9/12

## Asia Dozier

**Points** ..... 16 vs. College of Charleston, 11/14/13  
**FG** ..... 6 vs. College of Charleston, 11/14/13  
**FGA** ..... 12 vs. College of Charleston, 11/14/13  
**FG %** ..... 1.000 (4-4) at Kentucky, 2/14/13  
**3FG** ..... 4 vs. College of Charleston, 11/14/13  
**3FGA** ..... 9, 2x, last vs. SC State, 12/21/12  
**3FG %** .....1.000 (2-2) at Kentucky, 2/14/13  
**FT** .....4 vs. Elon, 11/9/12  
**FTA** .....7 vs. Elon, 11/9/12  
**FT %** ...1.000 (2-2), 3x, last vs. Chas. Southern, 11/8/13  
**Rebounds** .....10 vs. Elon, 11/9/12  
**Off Rebounds** .....4 vs. Elon, 11/9/12  
**Def Rebounds** ..... 6, 2x, last at Clemson, 11/20/13  
**Blocks** ..... 1, 5x, last vs. Charleston Southern, 11/8/13  
**Steals** .....2, 3x, last vs. Seton Hall, 11/17/13  
**Assists** ..... 5, 2x, last vs. Charleston Southern, 11/8/13  
**Minutes** ..... 30 at Clemson, 11/20/13

## India Farmer

**Minutes** .....6 vs. Charleston Southern, 11/8/13

## Olivia Gaines

**Points** .....4 vs. Charleston Southern, 11/8/13  
**FG** .....2 vs. Charleston Southern, 11/8/13  
**FGA** .....3 vs. Charleston Southern, 11/8/13  
**FG %** ..... .667 (2-3) vs. Chas. Southern, 11/8/13  
**FT** ..... 2 vs. College of Charleston, 11/14/13  
**FTA** ..... 2 vs. College of Charleston, 11/14/13  
**FT %** ..... 1.00 (2-2) vs. College of Charleston, 11/14/13  
**Rebounds** ..... 4, 2x, last vs. LA Tech, 11/10/13  
**Off Rebs** ..... 3 vs. LA Tech, 11/10/13  
**Def Rebs** ..... 2 vs. Charleston Southern, 11/8/13  
**Blocks** ..... 1, 2x, last vs. LA Tech, 11/10/13  
**Steals** ..... 3 vs. Charleston Southern, 11/8/13  
**Assists** ..... 5 vs. Charleston Southern, 11/8/13  
**Minutes** .....17 vs. Charleston Southern, 11/8/13

## Elem Ibiam

**Points** ..... 19 vs. Alabama, 3/7/13  
**FG** ..... 8 vs. Alabama, 3/7/13  
**FGA** ..... 12 vs. Alabama, 3/7/13  
**FG %** ..... 1.00 (7-7) vs. Charleston Southern, 11/8/13  
**FT** ..... 8 vs. Seton Hall, 11/17/13  
**FTA** ..... 10 vs. LA Tech, 11/10/13  
**FT %** .....1.00 (2-2), 2x, last, vs. E. Mich., 3/17/12  
**Rebounds** .....11 vs. Elon, 11/9/12  
**Off Rebounds** .....6 vs. Elon, 11/9/12  
**Def Rebounds** .....7, 2x, last vs. Seton Hall, 11/17/13  
**Blocks** ..... 5, 3x, last vs. Charleston Southern, 11/8/13  
**Steals** ..... 2, 3x, last vs. Charleston Southern, 11/8/13  
**Assists** ..... 3 vs. South Dakota State, 3/23/13  
**Minutes** .....29, 2x, last vs. Seton Hall, 11/17/13

## Tiffany Mitchell

**Points** .....21 vs. South Carolina State, 12/21/12  
**FG** .....8 vs. Furman, 12/9/12  
**FGA** ..... 17 vs. Tennessee, 1/3/13  
**FG %** ..... .833 (5-6) vs. Western Carolina, 12/29/12  
**3FG** ..... 2, 8x, last at Clemson, 11/20/13  
**3FGA** ..... 4, 3x, last at Clemson, 11/20/13  
**3FG %** ..... 1.000 (2-2), 3x, last vs. WCU, 12/29/12  
**FT** .....9 vs. South Carolina State, 12/21/12  
**FTA** ..... 13 vs. South Carolina State, 12/21/12  
**FT %** .....1.000 (4-4) at Missouri, 2/28/13  
**Rebounds** ..... 11, 4x, last at Florida, 1/20/13  
**Off Rebounds** ..... 6 at Florida, 1/20/13  
**Def Rebounds** .....8, 2x, last at Seton Hall, 12/2/12  
**Steals** ..... 5, 2x, last vs. Charleston Southern, 11/8/13  
**Assists** ..... 5 at Clemson, 11/20/13  
**Minutes** .....36, 3x, last vs. Seton Hall, 11/17/13

## Wilka Montout

**Points** ..... 12 vs. Louisiana Tech, 11/12/12  
**FG** .....4, 3x, last vs. Furman, 12/9/12  
**FGA** ..... 13 vs. Savannah State, 11/15/12  
**FG %** ..... .667 (2-3) at Missouri, 2/28/13  
**3FG** ..... 1, 6x, last vs. Charleston Southern, 11/8/13  
**3FGA** ..... 3, 3x, last at Alabama, 2/7/13  
**3FG %** ..... .500 (1-2) at Louisiana Tech, 11/12/12  
**FT** ..... 3 at Louisiana Tech, 11/12/12  
**FTA** ..... 5 vs. Charleston Southern, 11/8/13  
**FT %** ..... 1.00 (2-2), 4x, last at Mississippi St., 1/6/13  
**Rebounds** ..... 8 vs. College of Charleston, 11/14/13  
**Off Rebounds** .....5, 2x, last vs. C. of Charleston, 11/14/13  
**Def Rebounds** .....3, 3x, last vs. C. of Charleston, 11/14/13  
**Blocks** ..... 2, 2x, last vs. Charleston Southern, 11/8/13  
**Steals** ..... 1, 4x, last vs. Charleston Southern, 11/8/13  
**Assists** ..... 2, 2x, last vs. Vanderbilt, 1/10/13  
**Minutes** .....24 vs. Savannah State, 11/15/12

## LeAnna Morrison

**Points** ..... 2 vs. Seton Hall, 11/17/13  
**FGA** ..... 3 vs. College of Charleston, 11/14/13  
**3FGA** ..... 2 vs. College of Charleston, 11/14/13  
**FT** ..... 2 vs. Seton Hall, 11/17/13  
**FTA** ..... 2 vs. Seton Hall, 11/17/13  
**FT %** .....1.00 (2-2) vs. Seton Hall, 11/17/13  
**Rebounds** . 1, 2x, last vs. Coll. of Charleston, 11/14/13  
**Off Rebs** ..... 1 vs. College of Charleston, 11/14/13  
**Def Rebs** ..... 1 vs. Charleston Southern, 11/8/13  
**Steals** ..... 1 vs. Seton Hall, 11/17/13  
**Assists** ... 1, 2x, last vs. College of Charleston, 11/14/13  
**Minutes** .....7 vs. Charleston Southern, 11/8/13

## Tina Roy

**Points** ..... 15 vs. Presbyterian, 11/27/11  
**FG** ..... 5, 2x, last, vs. SC State, 12/14/11  
**FGA** ..... 12 vs. Georgia, 3/2/12  
**FG %** ..... .667 (2-3) at Florida, 1/8/12  
**3FG** ..... 5 vs. Presbyterian, 11/27/11  
**3FGA** ... 9, 2x, last vs. College of Charleston, 11/14/13  
**3FG %** ..... .600 (3-5) vs. Florida, 2/12/12  
**FT** ..... 3 vs. College of Charleston, 11/23/11  
**FTA** ..... 4, 2x, last, vs. Coll. of Charleston, 11/23/11  
**FT %** .....1.000 (2-2), 2x, last vs. Seton Hall, 11/17/13  
**Rebounds** ..... 5 at LSU, 1/12/12  
**Off Rebounds** ..... 3 at LSU, 1/12/12  
**Def Rebounds** ..... 4 vs. Presbyterian, 11/27/11  
**Assists** .....7 vs. Charleston Southern, 11/8/13  
**Steals** ..... 2 vs. Presbyterian, 11/27/11  
**Minutes** ..... 22, 4x, last, vs. Chas. Southern, 11/8/13

## Khadijah Sessions

**Points** ..... 19 vs. Auburn, 2/3/13  
**FG** .....6, 2x, last, vs. Seton Hall, 11/17/13  
**FGA** ..... 15 at Missouri, 2/28/13  
**FG %** ..... .800 (4-5) vs. Alabama, 3/7/13  
**3FG** ..... 3 at Florida, 1/20/13  
**3FGA** ..... 6, 2x, last at Missouri, 2/28/13  
**3FG %** ..... .500 (3-6) at Florida, 1/20/13  
**FT** ..... 8 vs. Auburn, 2/3/13  
**FTA** ..... 10 at Florida, 1/20/13  
**FT %** ..... 1.000 (4-4), 2x, last vs. Miss. St., 2/24/13  
**Rebounds** ..... 5 at Florida, 1/20/13  
**Off Rebounds** .....3 at Missouri, 2/28/13  
**Def Rebounds** .....3, 2x, last vs. Seton Hall, 11/17/13  
**Assists** .....5, 2x, last vs. Seton Hall, 11/17/13  
**Steals** ..... 4 vs. Mississippi State, 2/24/13  
**Minutes** .....35 at Missouri, 2/28/13

## Aleighsa Welch

**Points** ..... 20 vs. Mississippi State, 2/24/13  
**FG** .....8 at Georgia, 1/13/13  
**FGA** ..... 14 vs. Kansas, 3/25/13  
**FG %** ..... 1.000 (4-4), 2x, last at Ole Miss, 2/17/13  
**FT** ..... 10 at Xavier, 11/30/11  
**FTA** ..... 15 at Xavier, 11/30/11  
**FT %** .....1.000 (4-4) at Seton hall, 12/2/12  
**Rebounds** ..... 17 vs. College of Charleston, 11/14/13  
**Off Rebounds** ..... 8, 5x, last vs. Kansas, 3/25/13  
**Def Rebounds** . 10 vs. College of Charleston, 11/14/13  
**Steals** ..... 3, 3x, last vs. Florida, 3/3/13  
**Assists** ..... 4, 3x, last at Clemson, 11/20/13  
**Blocks** ..... 4 at NC State, 12/4/11  
**Minutes** .....42 vs. Drexel, 11/28/12

## South Carolina's Record When...

	SEC Only	All
Record.....	0-0	5-0
Playing a ranked opponent.....	0-0	0-0
Playing at home .....	0-0	4-0
Playing on the road .....	0-0	1-0
Playing at neutral site .....	0-0	0-0
Leading at half .....	0-0	5-0
Trailing at half .....	0-0	0-0
Tied at half .....	0-0	0-0
Playing an overtime game .....	0-0	0-0
0 players score in double-figures .....	0-0	0-0
1 player scores in double-figures .....	0-0	0-0
2 players score in double-figures .....	0-0	0-0
3 players score in double-figures .....	0-0	0-0
4 players score in double-figures .....	0-0	2-0
5 players score in double-figures .....	0-0	3-0
Starters out-score opponent's starters .....	0-0	5-0
Opponent's starters score equal/more .....	0-0	0-0
Bench out-scores opponent's bench .....	0-0	3-0
Opponent's bench scores equal/more.....	0-0	2-0
Shooting 50% or better .....	0-0	2-0
Shooting between 40-49% .....	0-0	2-0
Shooting between 30-39% .....	0-0	1-0
Shooting less than 30% .....	0-0	0-0
Opponent shoots 50% or better.....	0-0	0-0
Opponent shoots between 40-49% .....	0-0	0-0
Opponent shoots between 30-39% .....	0-0	3-0
Opponent shoots less than 30% .....	0-0	2-0
Shooting better than opponent.....	0-0	5-0
Shooting worse than/equal to opponent .....	0-0	0-0
Having more FTs made than opponent .....	0-0	4-0
Having equal/less FTs made than opponent .....	0-0	1-0
Out-rebounding opponent.....	0-0	5-0
Having equal/less rebounds than opponent .....	0-0	0-0
Having more TOs than opponent .....	0-0	2-0
Having equal or less TOs than opponent.....	0-0	3-0
Attempting more FT than 3FG.....	0-0	5-0
Attempting equal/less FT than 3FG .....	0-0	0-0
Making 5 or more 3FGs.....	0-0	2-0
Making less than 5 3FGs.....	0-0	3-0
Making no 3 FGs.....	0-0	0-0
Attempting 15 or more 3FGs.....	0-0	3-0
Attempting less than 15 3FGs .....	0-0	2-0

	Postseason	SEC Only	All
No South Carolina players foul out .....	0-0	0-0	4-0
One or more SC players foul out.....	0-0	0-0	1-0
Having 10 or more assists.....	0-0	0-0	5-0
Having less than 10 assists.....	0-0	0-0	0-0
Scoring more pts. in paint than opponent .....	0-0	0-0	5-0
Scoring equal/less pts. in paint than opp. ....	0-0	0-0	0-0
Scoring more pts. off TOs than opponent .....	0-0	0-0	4-0
Scoring equal/less pts. off TOs than opp. ....	0-0	0-0	1-0
Scoring more 2nd-chance pts. ....	0-0	0-0	4-0
Scoring equal/less 2nd-chance pts.....	0-0	0-0	1-0
Scoring more fast break pts.....	0-0	0-0	5-0
Scoring equal/less fast break pts.....	0-0	0-0	0-0
Wearing white uniforms .....	0-0	0-0	4-0
Wearing black uniforms .....	0-0	0-0	1-0
Wearing garnet uniforms.....	0-0	0-0	0-0
Playing in tournaments/classics .....	0-0	0-0	0-0
Playing on live television .....	0-0	0-0	1-0
Playing in November.....	0-0	0-0	5-0
Playing in December .....	0-0	0-0	0-0
Playing in January .....	0-0	0-0	0-0
Playing in February .....	0-0	0-0	0-0
Playing in March.....	0-0	0-0	0-0
Playing during the day.....	0-0	0-0	2-0
Playing at night .....	0-0	0-0	3-0
Playing on Sunday.....	0-0	0-0	2-0
Playing on Monday.....	0-0	0-0	0-0
Playing on Tuesday.....	0-0	0-0	0-0
Playing on Wednesday.....	0-0	0-0	1-0
Playing on Thursday.....	0-0	0-0	1-0
Playing on Friday .....	0-0	0-0	1-0
Playing on Saturday.....	0-0	0-0	0-0
Margin is 5 pts. or less.....	0-0	0-0	0-0
Margin is between 6-10.....	0-0	0-0	0-0
Margin is between 11-20.....	0-0	0-0	0-0
Margin is more than 20.....	0-0	0-0	5-0
Having a 20-pt. scorer.....	0-0	0-0	1-0
Having a 30-pt. scorer.....	0-0	0-0	0-0
Scoring 49 points or less.....	0-0	0-0	0-0
Scoring 50-59 points .....	0-0	0-0	0-0
Scoring 60-69 points .....	0-0	0-0	2-0
Scoring 70-79 points .....	0-0	0-0	0-0
Scoring 80-89 points .....	0-0	0-0	2-0
Scoring 90-99 points .....	0-0	0-0	1-0



## 2013-14 Team High / Low

South Carolina	Game Highs		Game Lows	
POINTS	99	Charleston Southern, 11/8/13	68	at Clemson, 11/20/13 Louisiana Tech, 11/10/13
FIELD GOALS MADE	39	Charleston Southern, 11/8/13	25	College of Charleston, 11/14/13
FIELD GOAL ATTEMPTS	66	College of Charleston, 11/14/13	57	at Clemson, 11/20/13
FIELD GOAL PERCENTAGE	.609 (39-64)	Charleston Southern, 11/8/13	.379 (25-66)	College of Charleston, 11/14/13
3 PT FIELD GOALS MADE	9	College of Charleston, 11/14/13	3	Charleston Southern, 11/8/13
3 PT FG ATTEMPTS	28	College of Charleston, 11/14/13	6	Charleston Southern, 11/8/13
3 PT FG PERCENTAGE	.500 (6-12) .500 (3-6)	Seton Hall, 11/17/13 Charleston Southern, 11/8/13	.222 (4-18)	Louisiana Tech, 11/10/13
FREE THROWS MADE	30	Seton Hall, 11/17/13	8	Louisiana Tech, 11/10/13
FREE THROW ATTEMPTS	44	Seton Hall, 11/17/13	22	Louisiana Tech, 11/10/13
FREE THROW PERCENTAGE	.682 (30-44)	Seton Hall, 11/17/13	.364 (8-22)	Louisiana Tech, 11/10/13
REBOUNDS	62	College of Charleston, 11/14/13	46	Charleston Southern, 11/8/13
ASSISTS	25	Charleston Southern, 11/8/13	14	at Clemson, 11/20/13
STEALS	17	Charleston Southern, 11/8/13	5	College of Charleston, 11/14/13
BLOCKED SHOTS	12	Charleston Southern, 11/8/13	4	Louisiana Tech, 11/10/13
TURNOVERS	13	Louisiana Tech, 11/10/13	10	Charleston Southern, 11/8/13
FOULS	16	Seton Hall, 11/17/13	9	Charleston Southern, 11/8/13

Opponent	Game Highs		Game Lows	
POINTS	67	Seton Hall, 11/17/13	29	Charleston Southern, 11/8/13
FIELD GOALS MADE	26	Seton Hall, 11/17/13	10	Charleston Southern, 11/8/13
FIELD GOAL ATTEMPTS	68	College of Charleston, 11/14/13	48	at Clemson, 11/20/13
FIELD GOAL PERCENTAGE	.388 (26-67)	Seton Hall, 11/17/13	.185 (10-54)	Charleston Southern, 11/8/13
3 PT FIELD GOALS MADE	6	Seton Hall, 11/17/13	3	at Clemson, 11/20/13 College of Charleston, 11/14/13
3 PT FG ATTEMPTS	23	Charleston Southern, 11/8/13	7	at Clemson, 11/20/13 Louisiana Tech, 11/10/13
3 PT FG PERCENTAGE	.571 (4-7)	Louisiana Tech, 11/10/13	.174 (4-23)	Charleston Southern, 11/8/13
FREE THROWS MADE	12	at Clemson, 11/20/13	5	Louisiana Tech, 11/10/13 Charleston Southern, 11/8/13
FREE THROW ATTEMPTS	19	at Clemson, 11/20/13	6	Charleston Southern, 11/8/13
FREE THROW PERCENTAGE	.833 (5-6)	Charleston Southern, 11/8/13	.357 (5-14)	Louisiana Tech, 11/10/13
REBOUNDS	38	College of Charleston, 11/14/13	25	Charleston Southern, 11/8/13
ASSISTS	12	College of Charleston, 11/14/13	4	Seton Hall, 11/17/13
STEALS	7	Louisiana Tech, 11/10/13	5	at Clemson, 11/20/13 Seton Hall, 11/17/13 College of Charleston, 11/14/13 Charleston Southern, 11/8/13
BLOCKED SHOTS	5	Charleston Southern, 11/8/13	2	at Clemson, 11/20/13 Seton Hall, 11/17/13 College of Charleston, 11/14/13 Louisiana Tech, 11/10/13
TURNOVERS	25	Charleston Southern, 11/8/13	8	Seton Hall, 11/17/13
FOULS	28	Seton Hall, 11/17/13	17	at Clemson, 11/20/13

## The Last Time ...

### Individual

#### Scored 50 Points

**South Carolina** 51, Jocelyn Penn vs. Stetson, 1/4/03  
**Opponent** Never

#### Scored 40 Points

**South Carolina** 51, Jocelyn Penn vs. Stetson, 1/4/03  
**Opponent** 46, Cornelia Gayden, LSU, 1/14/95

#### Scored 30 Points

**South Carolina** 30, Ieasia Walker vs. Clemson, 11/18/10  
**Opponent** 32, LaQueta Ferguson, Florida International, 11/25/07

#### Grabbed 20 Rebounds

**South Carolina** 25, Kelsey Bone vs. Boston University, 12/28/09  
**Opponent** 24, Courtney Paris, Oklahoma, 12/30/07

#### Grabbed 15 Rebounds

**South Carolina** 17, Aleighsa Welch vs. College of Charleston, 11/14/13  
**Opponent** 15, Kelsey Bone, Texas A&M, 2/10/13

#### Two Players with 20 or More Points

**South Carolina** La'Keisha Sutton 21/Markeshia Grant 20 vs. North Carolina, 12/18/11  
**Opponent** Monica Engelmann 27/Angel Goodrich 20, Kansas, 3/25/13

#### Two Players with 10 or More Rebounds

**South Carolina** Aleighsa Welch 17/Alaina Coates 14 vs. College of Charleston, 11/14/13  
**Opponent** Quistelle Williams 10/Berna Calli 10, Arkansas, 1/27/13

#### Had 10 Assists

**South Carolina** 10, Samone Kennedy at Florida, 2/24/08  
**Opponent** 11, Marneshia Richard, Mississippi State, 1/21/07

#### Had Five Steals

**South Carolina** 5, Tiffany Mitchell vs. Charleston Southern, 11/8/13  
**Opponent** 5, Sam Ramirez, Appalachian State, 3/16/11

#### Had Five Blocked Shots

**South Carolina** 5, Elem Ibiam vs. Charleston Southern, 11/8/13  
**Opponent** 7, Isabelle Harrison, Tennessee, 1/3/13

#### Had a Double-Double

**South Carolina** Aleighsa Welch (17 pts/10 rebs) at Clemson, 11/20/13  
**Opponent** Bri Kulas (26 pts/12 rebs), Missouri, 2/28/13

#### Two Players had a Double-Double

**South Carolina** Aleighsa Welch (12 pts/17 rebs)/Alaina Coates (11 pts/14 rebs) vs. College of Charleston, 11/14/13  
**Opponent** Chiney Ogumike (11 pts/10 rebs)/Nnemkadi Ogumike (39 pts/10 rebs), Stanford, 3/24/12

#### Had a Triple-Double

**South Carolina** Iva Sliskovic (18 pts, 15 rebs, 10 assts) vs. High Point, 12/20/06  
**Opponent** Never

### Team

#### Scored 100 Points

**South Carolina** 102 vs. North Carolina A&T, 3/21/08  
**Opponent** 103, Clemson, 11/21/03

#### Won by 30 or More Points

**South Carolina** 99-29 (70) vs. Charleston Southern, 11/8/13  
**Opponent** 66-34 (32), Georgia, 3/4/11

#### Shot 65% or Better from the Field

**South Carolina** .652 (45-69) vs. East Tennessee State, 12/19/00  
**Opponent** Never

#### Shot 60% or Better from the Field

**South Carolina** .609 (39-64) vs. Charleston Southern, 11/8/13  
**Opponent** .604 (29-48), Vanderbilt, 1/18/01

#### Shot 50% or Better from the Field

**South Carolina** .578 (26-45) vs. Seton Hall, 11/17/13  
**Opponent** .535 (23-43), Missouri, 2/28/13

#### No Players in Double-Figure Points

**South Carolina** at Auburn, 1/19/12  
**Opponent** Charleston Southern, 11/8/13

#### Five Players in Double-Figure Points

**South Carolina** vs. Seton Hall, 11/17/13  
**Opponent** Arkansas, 2/14/10

#### Faced AP Top-25 Opponent

**Win** 55-50 vs. No. 5 Kentucky, 1/24/13  
**Loss** 52-61 vs. No. 19 Texas A&M, 3/8/13

#### Faced AP Top-10 Opponent

**Win** 55-50 vs. No. 5 Kentucky, 1/24/13  
**Loss** 78-74 at No. 7 Kentucky, 2/14/13

#### Faced AP Top-5 Opponent

**Win** 55-50 vs. No. 5 Kentucky, 1/24/13  
**Loss** 49-53 vs. No. 1 Stanford, 12/19/12

#### Faced AP No. 1 Team

**Win** Never  
**Loss** 49-53 vs. No. 1 Stanford, 12/19/12

#### Overtime Game

**Win** 58-55 vs. Drexel, 11/28/12  
**Loss** 60-74 vs. Vanderbilt, 2/27/11

#### Double-Overtime Game

**Win** 92-91 at Florida State, 2/4/91  
**Loss** 92-94 at Clemson, 11/19/09

#### South Carolina Was Ranked (AP Poll)

**AP No. 1** Never  
**AP Top 10** No. 10, 2/18/02  
**AP Top 25** No. 19, 11/18/13

# Staley Era Team Records

*Italics indicates set in 2013-14*

## Scoring

Most	Points
1. vs. Charleston Southern, 11/8/13	99
2. at Clemson, 11/19/09	92
3. vs. Seton Hall, 11/17/13	88
4. vs. North Carolina, 12/20/09	85
5. at Louisiana Tech, 11/12/12	82

Fewest	Points
1. at Stanford, 11/26/10	32
2. vs. Georgia, 3/4/11	34
3. vs. Mississippi State, 3/5/09	39
4. at Georgia, 1/13/13	40
5. at Mississippi State, 2/26/09	41

Fewest Allowed	Points
1. vs. South Carolina State, 12/14/11	21
2. vs. Presbyterian, 11/27/11	24
3. vs. Charleston Southern, 11/8/13	29
4. vs. Furman, 12/11/11	33
vs. Savannah State, 12/5/10	33

Most Allowed	Points
1. at Clemson, 11/19/09	94
2. vs. North Carolina, 12/20/09	93
3. vs. Xavier, 11/12/10	84
4. at Tennessee, 2/17/11	82
at Florida, 2/22/09	82

## Margin of Outcome

Victory	Score	Margin
1. vs. Charleston Southern, 11/8/13	99-29	+70
2. vs. South Carolina State, 12/14/11	66-21	+45
3. vs. Furman, 12/11/11	72-33	+39
4. vs. Furman, 12/9/12	69-35	+34
5. vs. Elon, 11/9/12	77-44	+33

Defeat	Score	Margin
1. at Stanford, 11/26/10	32-70	-38
2. vs. Georgia, 3/4/11	34-66	-32
3. vs. Stanford, 12/19/08	47-78	-31
4. at Penn State, 11/21/10	48-78	-30
5. vs. Connecticut, 12/28/08	48-77	-29

## Field Goals

Made	FGM
1. vs. Charleston Southern, 11/8/13	39
2. vs. North Carolina, 12/20/09	34
at Clemson, 11/19/09	34
4. vs. North Carolina, 12/18/11	33
5. vs. Eastern Michigan, 3/17/12	32

Attempts	FGA
1. vs. Penn State, 11/20/11	76
2. at Clemson, 11/19/09	74
3. vs. Tennessee, 1/20/11	73
4. vs. Kansas, 3/25/13	72
5. vs. NC State, 12/13/09	71

Highest Percentage (Min. 40 FGA)	FGM-A	Pct
1. vs. Charleston Southern, 11/8/13	39-64	.609
2. at Alabama, 1/10/10	31-52	.596
3. vs. Seton Hall, 11/17/13	26-45	.578
4. at Kentucky, 2/14/13	28-50	.560
5. at Alabama, 2/19/12	25-45	.556

Lowest Percentage (Min. 40 FGA)	FGM-A	Pct
1. at Stanford, 11/26/10	12-55	.218
2. vs. Georgia, 3/4/11	12-52	.231
3. at Florida, 1/20/13	15-64	.234
4. at Kentucky, 2/5/09	13-55	.236
5. at Georgia, 1/2/11	13-54	.241

Lowest Percentage Allowed	FGM-A	Pct
1. vs. South Carolina State, 12/14/11	6-48	.125
2. vs. Charleston Southern, 11/8/13	10-54	.185
3. vs. Hampton, 11/22/12	11-57	.193
4. vs. Furman, 12/9/12	11-46	.239
vs. Clemson, 11/18/12	11-46	.239

Highest Percentage Allowed	FGM-A	Pct
1. vs. Connecticut, 12/28/08	35-62	.565
vs. Florida, 1/9/11	26-46	.565
3. vs. Xavier, 11/12/10	34-61	.557
4. at Kentucky, 1/13/11	30-55	.545
5. vs. Vanderbilt, 2/27/11	27-50	.540

## 3-Point Field Goals

Made	3FGM
1. vs. College of Charleston, 11/14/13	9
vs. Savannah State, 11/15/12	9
at Arkansas, 2/6/11	9
at Ole Miss, 1/16/11	9
vs. North Carolina, 12/18/11	9
vs. Ole Miss, 1/26/12	9

Attempts	3FGA
1. vs. Penn State, 11/20/11	29
2. vs. College of Charleston, 11/14/13	28
vs. North Carolina, 12/19/10	28
4. vs. Savannah State, 11/15/12	25
at Ole Miss, 1/16/11	25

Percentage (Min. 5 3FGA)	3FGM-A	Pct
1. vs. Western Carolina, 12/29/12	6-9	.667
at Alabama, 1/10/10	8-12	.667
vs. Charlotte, 12/21/08	8-12	.667
4. vs. Florida, 2/12/12	8-13	.615
5. at Alabama, 2/19/12	5-9	.556

## Free Throws

Made	FTM
1. at Mississippi State, 1/6/13	32
2. vs. Seton Hall, 11/17/13	30
3. vs. SC State, 12/21/12	27
4. at Ole Miss, 1/22/09	26
5. vs. Charlotte, 12/21/08	24

Attempts	FTA
1. at Mississippi State, 1/6/13	50
2. vs. Seton Hall, 11/17/13	44
vs. SC State, 12/21/12	44
4. vs. College of Charleston, 11/14/13	42
5. at Xavier, 11/30/11	38

Percentage (Min. 10 FTA)	FTM-A	Pct
1. vs. Auburn, 1/2/09	23-26	.885
2. vs. San Diego State, 11/28/09	14-16	.875
3. at Tennessee, 1/7/10	10-12	.833
4. at Auburn, 2/4/10	9-11	.818
5. vs. Davidson, 11/24/08	13-16	.813

## Rebounding

Total	Rebs
1. vs. College of Charleston, 11/14/13	62
2. at Florida, 1/20/13	59
3. vs. Hampton, 11/22/12	57
4. at Alabama, 2/7/13	53
vs. Elon, 11/9/12	53
vs. Brown, 12/29/09	53

Offensive	ORebs
1. vs. Elon, 11/9/12	29
2. vs. College of Charleston, 11/23/11	27
3. vs. Kansas, 3/25/13	26
at Florida, 1/20/13	26
4. vs. Savannah State, 11/15/12	25
vs. Penn State, 11/20/11	25
at Penn State, 11/21/10	25

Defensive	DRebs
1. vs. College of Charleston, 11/14/13	39
vs. Hampton, 11/22/12	39
3. vs. Charlotte, 11/16/09	35
4. at Florida, 1/20/13	33
at Ole Miss, 1/22/09	33

Margin	Rebs	Margin
1. at Alabama, 2/7/13	53-24	+29
2. vs. Florida Gulf Coast, 11/23/12	46-20	+26
3. vs. Hampton, 11/22/12	57-32	+25
4. vs. College of Charleston, 11/14/13	62-38	+24
vs. Savannah State, 11/15/12	50-26	+24

## Assists

Game	Assists
1. vs. Charleston Southern, 11/8/13	25
2. vs. Eastern Michigan, 3/17/12	22
3. at Louisiana Tech, 11/12/12	20
vs. Alabama, 2/15/09	20
5. 5 times, Last vs. Seton Hall, 11/17/13	19

## Steals

Game	Steals
1. vs. Furman, 12/11/11	21
2. vs. Charleston Southern, 11/8/13	17
3. vs. NC State, 12/12/10	16
vs. USC Upstate, 12/16/08	16
5. vs. Furman, 12/9/12	15
vs. High Point, 12/2/09	15
vs. Davidson, 11/24/08	15

## Blocked Shots

Game	Blocks
1. vs. Charleston Southern, 11/14/13	12
2. vs. Eastern Michigan, 3/17/12	11
vs. Furman, 12/11/11	11
4. vs. Seton Hall, 11/17/13	9
vs. Furman, 12/9/12	9
at NC State, 12/4/11	9
vs. Alabama A&M, 11/14/11	9

## Turnovers

Fewest	TOs
1. at Tennessee, 2/2/12	4
2. at Missouri, 2/28/13	5
vs. Georgia, 3/2/12	5
vs. Ole Miss, 3/3/11	5
5. vs. Stanford, 12/19/12	7
at Louisiana Tech, 11/12/12	7
vs. Tennessee, 3/3/12	7

Most	TOs
1. at Wake Forest, 12/3/08	32
2. vs. Hampton, 11/22/12	29
vs. Kentucky, 1/15/12	29
4. at Kentucky, 1/13/11	28
5. vs. Jacksonville, 12/30/08	26



Official Basketball Box Score -- Game Totals -- Final Statistics  
**Charleston Southern vs #22/21 South Carolina**  
 11/08/13 7 p.m. at Columbia, S.C./Colonial Life Arena



**Charleston Southern 29 • 0-1**

##	Player	Total		3-Ptr		Rebounds			PF	TP	A	TO	Blk	Stl	Min
		FG-FGA	FG-FGA	FT-FTA	Off	Def	Tot								
10	LEBEDEVA, Natasha	f	0-7	0-1	0-0	1	0	1	2	0	0	2	0	1	18
25	MAXIMILIEU, Monique	c	0-4	0-0	0-0	0	3	3	2	0	0	2	4	0	22
03	BRATCHER, Erin	g	2-5	2-5	2-3	3	0	3	2	8	1	3	0	0	27
22	FOWLER, DJ	g	1-6	0-2	0-0	1	1	2	4	2	1	2	0	1	25
23	MANN, Alyssa	g	3-11	0-4	3-3	0	2	2	0	9	1	2	0	1	23
00	KARLSONE, Alise	g	0-3	0-1	0-0	1	2	3	3	0	0	3	1	0	12
05	LONG, Nayla	g	0-1	0-0	0-0	0	0	0	1	0	0	1	0	0	11
12	BROWN, Marley	g	2-2	0-0	0-0	0	1	1	1	4	1	2	0	0	12
14	JARVIS, Tatum	g	1-5	1-5	0-0	0	0	0	0	3	1	2	0	1	13
21	KIRKPATRICK, Kirklie	g	0-2	0-2	0-0	0	0	0	0	0	0	1	0	0	10
24	LAKES, Brianna	g	0-1	0-0	0-0	1	0	1	3	0	0	5	0	0	15
30	BARNETT, Christal	g	1-7	1-3	0-0	1	1	2	1	3	1	0	0	1	12
Team						3	4	7							
Totals			10-54	4-23	5-6	11	14	25	19	29	6	25	5	5	200

FG % 1st Half: 4-29 13.8% 2nd half: 6-25 24.0% Game: 10-54 18.5%  
 3FG % 1st Half: 2-10 20.0% 2nd half: 2-13 15.4% Game: 4-23 17.4%  
 FT % 1st Half: 3-3 100.0 2nd half: 2-3 66.7% Game: 5-6 83.3%

**#22/21 South Carolina 99 • 1-0**

##	Player	Total		3-Ptr		Rebounds			PF	TP	A	TO	Blk	Stl	Min
		FG-FGA	FG-FGA	FT-FTA	Off	Def	Tot								
24	WELCH, Aleighsa	f	5-8	0-0	5-6	3	5	8	1	15	0	2	0	1	19
31	DOZIER, Asia	f	1-3	0-0	2-2	2	1	3	1	4	5	1	1	2	17
33	IBIAM, Elem	c	7-7	0-0	3-5	1	5	6	0	17	0	1	5	2	20
05	SESSIONS, Khadijah	g	3-6	1-1	3-5	0	2	2	0	10	3	0	0	2	17
25	MITCHELL, Tiffany	g	6-10	0-0	0-0	1	0	1	0	12	1	0	0	5	21
00	FARMER, India	g	0-0	0-0	0-0	0	0	0	0	0	0	0	0	0	6
02	GAINES, Olivia	g	2-3	0-0	0-0	2	2	4	0	4	5	1	1	3	17
12	MONTOUT, Wilka	g	2-4	1-1	2-5	1	3	4	3	7	1	1	2	1	21
15	DAVIS, Tiffany	g	2-3	0-0	1-3	1	1	2	1	5	1	2	1	0	16
21	MORRISON, LeAnna	g	0-0	0-0	0-0	0	1	1	1	0	1	1	0	0	7
23	ROY, Tina	g	2-6	1-4	0-0	0	3	3	0	5	7	0	0	0	22
41	COATES, Alaina	g	9-14	0-0	2-2	4	3	7	2	20	1	1	2	1	17
Team						1	4	5							
Totals			39-64	3-6	18-28	16	30	46	9	99	25	10	12	17	200

FG % 1st Half: 20-36 55.6% 2nd half: 19-28 67.9% Game: 39-64 60.9%  
 3FG % 1st Half: 1-2 50.0% 2nd half: 2-4 50.0% Game: 3-6 50.0%  
 FT % 1st Half: 11-14 78.6% 2nd half: 7-14 50.0% Game: 18-28 64.3%

Officials: Beverly Roberts, Bryan Enterline, Bruce Morris  
 Technical fouls: Charleston Southern-None. #22/21 South Carolina-None.  
 Attendance: 5120

Score by periods	1st	2nd	Total
Charleston Southern	13	16	29
#22/21 South Carolina	52	47	99

	In	Off	2nd	Fast	Bench
Points	Paint	T/O	Chance	Break	
CSU	6	5	6	4	10
SC	70	40	23	32	41

Last FG - CSU 2nd-01:16, SC 2nd-00:49.  
 Largest lead - CSU None, SC by 70 2nd-02:07.  
 Score tied - 0 times.  
 Lead changed - 0 times.



Official Basketball Box Score -- Game Totals -- Final Statistics  
**Coll. of Charleston vs South Carolina**  
 11/14/13 8 p.m. at Columbia, S.C./Colonial Life Arena



**Coll. of Charleston 54 • 1-2**

##	Player	Total		3-Ptr		Rebounds			PF	TP	A	TO	Blk	Stl	Min
		FG-FGA	FG-FGA	FT-FTA	Off	Def	Tot								
11	Hewatt, Christy	f	2-3	1-1	0-0	1	2	3	1	5	1	0	0	1	9
15	Ramer, Deidre	c	3-8	0-0	1-2	2	2	4	3	7	0	0	0	1	16
01	Frye, Alyssa	g	2-12	1-4	0-0	0	2	2	1	5	2	5	0	2	36
02	Hall, Erin	g	2-11	1-7	0-0	0	2	2	3	5	0	1	0	0	25
22	Brown, Jillian	g	2-3	0-0	0-0	0	4	4	3	4	7	1	0	1	40
05	Winter, Jenice	g	1-4	0-0	0-0	0	0	0	0	2	0	0	0	0	5
13	Tolbert, Afreyea	g	5-15	0-0	4-6	2	9	11	4	14	0	0	0	0	21
14	Gardner, Courtney	g	0-2	0-1	0-0	0	1	1	1	0	1	0	0	0	8
24	Bolden, Breanna	g	0-0	0-0	1-2	0	1	1	1	1	0	1	0	0	4
25	Green, Jazz	g	1-4	0-0	1-2	1	1	2	2	3	1	0	0	0	9
30	Hopkins, Mikaela	g	2-3	0-0	2-6	2	1	3	5	6	0	2	2	0	18
32	Carter, Jasmine	g	1-3	0-0	0-0	0	1	1	3	2	0	0	0	0	9
Team						3	1	4							
Totals			21-68	3-13	9-18	11	27	38	27	54	12	10	2	5	200

FG % 1st Half: 13-33 39.4% 2nd half: 8-35 22.9% Game: 21-68 30.9%  
 3FG % 1st Half: 2-7 28.6% 2nd half: 1-6 16.7% Game: 3-13 23.1%  
 FT % 1st Half: 6-10 60.0% 2nd half: 3-8 37.5% Game: 9-18 50.0%

**South Carolina 81 • 3-0**

##	Player	Total		3-Ptr		Rebounds			PF	TP	A	TO	Blk	Stl	Min
		FG-FGA	FG-FGA	FT-FTA	Off	Def	Tot								
24	WELCH, Aleighsa	f	3-5	0-0	6-11	7	10	17	2	12	2	1	1	2	23
31	DOZIER, Asia	f	6-12	4-8	0-0	0	2	2	1	16	3	1	0	0	25
33	IBIAM, Elem	c	5-8	0-0	2-5	2	4	6	2	12	0	0	3	1	23
05	SESSIONS, Khadijah	g	0-4	0-2	2-2	0	1	1	2	2	4	1	0	0	17
25	MITCHELL, Tiffany	g	3-7	2-3	3-7	3	5	8	1	11	1	2	0	0	26
00	FARMER, India	g	0-0	0-0	0-0	0	0	0	1	0	0	0	0	0	5
02	GAINES, Olivia	g	0-1	0-0	2-2	0	1	1	1	2	0	1	0	1	11
12	MONTOUT, Wilka	g	1-6	0-2	0-4	5	3	8	2	2	0	2	1	0	16
15	DAVIS, Tiffany	g	2-4	1-2	2-2	0	1	1	0	7	3	2	0	1	19
21	MORRISON, LeAnna	g	0-3	0-2	0-0	1	0	1	1	0	1	0	0	0	6
23	ROY, Tina	g	2-10	2-9	0-0	0	0	0	0	6	2	0	0	0	16
41	COATES, Alaina	g	3-6	0-0	5-9	5	9	14	2	11	0	1	3	0	13
Team						0	3	3							
Totals			25-66	9-28	22-42	23	39	62	15	81	16	12	8	5	200

FG % 1st Half: 14-35 40.0% 2nd half: 11-31 35.5% Game: 25-66 37.9%  
 3FG % 1st Half: 5-15 33.3% 2nd half: 4-13 30.8% Game: 9-28 32.1%  
 FT % 1st Half: 13-23 56.5% 2nd half: 9-19 47.4% Game: 22-42 52.4%

Officials: Dee Kantner, Joe Cunningham, Ed Sidlasky  
 Technical fouls: Coll. of Charleston-None. South Carolina-None.  
 Attendance: 4882

Score by periods	1st	2nd	Total
Coll. of Charleston	34	20	54
South Carolina	46	35	81

	In	Off	2nd	Fast	Bench
Points	Paint	T/O	Chance	Break	
COFC	18	9	10	5	28
SC	28	8	23	6	28

Last FG - COFC 2nd-01:17, SC 2nd-00:51.  
 Largest lead - COFC by 9 1st-17:33, SC by 32 2nd-06:47.  
 Score tied - 0 times.  
 Lead changed - 1 time.



Official Basketball Box Score -- Game Totals -- Final Statistics  
**Louisiana Tech vs #22/21 South Carolina**  
 11/10/13 2 p.m. at Columbia, S.C./Colonial Life Arena



**Louisiana Tech 45 • 0-1**

##	Player	Total		3-Ptr		Rebounds			PF	TP	A	TO	Blk	Stl	Min
		FG-FGA	FG-FGA	FT-FTA	Off	Def	Tot								
02	FRAZIER, Whitney	f	3-9	1-1	0-0	0	3	3	5	7	2	0	0	4	30
24	CHENEVERT, Tyjae'	f	2-6	0-0	0-2	0	2	3	4	4	1	4	2	0	24
33	LANGSTON, Savanna	f	1-3	0-1	0-0	0	3	4	4	2	0	0	0	1	28
15	JEFFERSON, Brittney	g	4-9	1-1	2-6	0	4	4	1	11	4	3	0	0	37
21	ANDREWS, Kenedria	g	2-6	1-2	0-0	1	4	5	1	5	0	3	0	0	35
00	JACKSON, JaQuan	g	5-16	1-2	2-2	2	2	4	3	13	3	5	0	2	34
04	VUCINIC, Jelena	g	0-0	0-0	0-0	0	0	0	1	0	0	0	0	0	4
32	MOTEN, Kevione	g	1-1	0-0	1-4	2	1	3	3	3	0	1	0	0	8
Team						2	1	3							
Totals			18-50	4-7	5-14	9	20	29	22	45	10	17	2	7	200

FG % 1st Half: 8-24 33.3% 2nd half: 10-26 38.5% Game: 18-50 36.0%  
 3FG % 1st Half: 1-2 50.0% 2nd half: 3-5 60.0% Game: 4-7 57.1%  
 FT % 1st Half: 0-2 0.0% 2nd half: 5-12 41.7% Game: 5-14 35.7%

**#22/21 South Carolina 68 • 2-0**

##	Player	Total		3-Ptr		Rebounds			PF	TP	A	TO	Blk	Stl	Min
		FG-FGA	FG-FGA	FT-FTA	Off	Def	Tot								
31	DOZIER, Asia	f	3-5	1-1	0-0	0	1	1	1	7	0	3	0	0	21
33	IBIAM, Elem	f	3-6	0-0	5-10	2	6	8	5	11	1	3	3	1	24
41	COATES, Alaina	c	6-10	0-0	0-3	5	5	10	3	12	0	0	0	0	19
05	SESSIONS, Khadijah	g	3-8	1-4	0-0	1	0	1	1	7	5	2	0	2	27
25	MITCHELL, Tiffany	g	4-9	1-4	1-3	0	4	4	1	10	3	2	0	1	



Official Basketball Box Score -- Game Totals -- Final Statistics  
**#19/14 South Carolina vs Clemson**  
 11/20/13 7 pm at Clemson, SC (Littlejohn Coliseum)



**#19/14 South Carolina 68 • 5-0**

#	Player	Total		3-Ptr		Rebounds			PF	TP	A	TO	Blk	Stl	Min
		FG-FGA	FG-FGA	FT-FTA	Off	Def	Tot								
24	WELCH, Aleighsa	f	7-10	0-0	3-3	4	6	10	2	17	4	1	3	1	29
31	DOZIER, Asia	f	2-9	0-5	0-1	3	6	9	3	4	0	2	0	0	30
33	IBIAM, Elem	c	5-6	0-0	0-0	3	3	6	2	10	1	0	1	1	25
05	SESSIONS, Khadijah	g	3-7	2-4	2-3	2	1	3	1	10	3	1	0	0	32
25	MITCHELL, Tiffany	g	6-10	2-4	0-0	2	4	6	0	14	5	4	0	2	28
00	FARMER, India		0-0	0-0	0-0	0	0	0	0	0	0	0	0	0	1
12	MONTOUT, Wilka		0-6	0-0	1-2	2	2	4	0	1	0	1	0	0	13
15	DAVIS, Tiffany		0-0	0-0	0-0	0	0	0	0	0	1	0	0	0	10
21	MORRISON, LeAnna		0-0	0-0	0-0	0	0	0	0	0	0	0	0	0	2
23	ROY, Tina		1-4	0-3	1-1	2	1	3	1	3	0	2	0	0	15
41	COATES, Alaina		2-5	0-0	5-8	1	5	6	4	9	0	1	1	2	15
Team						0	2	2							
Totals			26-57	4-16	12-18	19	30	49	13	68	14	12	5	6	200

FG % 1st Half: 12-31 38.7% 2nd half: 14-26 53.8% Game: 26-57 45.6% Deadball Rebounds 1  
 3FG % 1st Half: 1-8 12.5% 2nd half: 3-8 37.5% Game: 4-16 25.0%  
 FT % 1st Half: 2-3 66.7% 2nd half: 10-15 66.7% Game: 12-18 66.7%

**Clemson 43 • 1-3**

#	Player	Total		3-Ptr		Rebounds			PF	TP	A	TO	Blk	Stl	Min
		FG-FGA	FG-FGA	FT-FTA	Off	Def	Tot								
01	Tay, Charmaine	f	5-15	0-2	1-3	2	3	5	2	11	2	2	1	1	32
13	Chatman, Sade	c	1-8	0-0	1-2	1	2	3	5	3	0	2	0	1	23
02	Lindsay, Chelsea	g	5-10	2-3	0-0	1	1	2	0	12	3	2	0	1	39
21	Dixon, Nikki	g	0-0	0-0	0-0	0	0	0	0	0	0	0	0	0	1
23	Dunn, Chancie	g	2-6	0-0	0-0	0	2	2	4	4	1	2	0	0	35
05	Gramlich, Kelly		0-3	0-1	2-2	0	5	5	1	2	1	0	0	1	24
14	Mosley, Paige		0-1	0-0	2-4	1	1	2	1	2	0	0	0	1	8
15	Jamison-Myers, Nyilah		0-4	0-0	5-6	2	1	3	4	5	0	2	1	0	24
20	Gaillard, Jordan		1-1	1-1	1-2	0	2	2	0	4	0	1	0	0	14
Team						3	0	3							
Totals			14-48	3-7	12-19	10	17	27	17	43	7	11	2	5	200

FG % 1st Half: 3-23 13.0% 2nd half: 11-25 44.0% Game: 14-48 29.2% Deadball Rebounds 1  
 3FG % 1st Half: 0-2 0.0% 2nd half: 3-5 60.0% Game: 3-7 42.9%  
 FT % 1st Half: 9-14 64.3% 2nd half: 3-5 60.0% Game: 12-19 63.2%

Officials: Billy Smith, Jules Gallien, Mark Berger  
 Technical fouls: #19/14 South Carolina-None. Clemson-None.  
 Attendance: 715

Score by periods	1st	2nd	Total
#19/14 South Carolina	27	41	68
Clemson	15	28	43

Points	In Paint	Off T/O	2nd Chance	Fast Break	Bench
SC	40	13	21	12	13
CU	10	10	4	2	13

Last FG - SC 2nd-00:32, CU 2nd-00:08.  
 Largest lead - SC by 28 2nd-02:32, CU by 2 1st-19:45.

Score tied - 1 time.  
 Lead changed - 1 time.



**2013-14 South Carolina Basketball**  
**#19/14 South Carolina Game-by-Game Highs (as of Nov 20, 2013)**  
**All games**



<b>Opponent</b>	<b>Date</b>	<b>Score</b>	<b>Points</b>	<b>Rebounds</b>	<b>Assists</b>	<b>Steals</b>	<b>Blocked shots</b>
CHARLESTON SOUTHERN	11/08/13	99-29	20-COATES, Alaina	8-WELCH, Aleighsa	7-ROY, Tina	5-MITCHELL, Tiffany	5-IBIAM, Elem
LOUISIANA TECH	11/10/13	68-45	14-WELCH, Aleighsa	10-WELCH, Aleighsa COATES, Alaina	5-SESSIONS, Khadij	2-SESSIONS, Khadij	3-IBIAM, Elem
COLL. OF CHARLESTON	11/14/13	81-54	16-DOZIER, Asia	17-WELCH, Aleighsa	4-SESSIONS, Khadij	2-WELCH, Aleighsa	3-IBIAM, Elem COATES, Alaina
SETON HALL	11/17/13	88-67	18-IBIAM, Elem	8-IBIAM, Elem WELCH, Aleighsa COATES, Alaina	5-SESSIONS, Khadij	2-DOZIER, Asia	4-COATES, Alaina
at Clemson	11/20/13	68-43	17-WELCH, Aleighsa	10-WELCH, Aleighsa	5-MITCHELL, Tiffany	2-COATES, Alaina MITCHELL, Tiffany	3-WELCH, Aleighsa





**2013-14 South Carolina Basketball**  
**#19/14 South Carolina Points-Rebounds-Assists (as of Nov 20, 2013)**  
**All games**



Opponent	Date	Score	FARMER	LIND	GAINES	OLI	SESSIONS	K	MONTGOMERY	T	W	DAVIS	TIFF	MORRISON	L	ROY	TINA	WELCH	ALEI	MITCHELL	T	DOZIER	RASI	IBIAME	ELEM	COATES	ALA
CSU	11/08/13	99-29	w	0-0-0	4-4-5	10-2-3	7-4-1	5-2-1	0-1-1	5-3-7	15-8-0	12-1-1	4-3-5	17-6-0	20-7-1												
LATECH	11/10/13	68-45	w	0-0-0	2-4-3	7-1-5	0-3-0	3-2-1	0-0-0	2-1-2	14-10-3	10-4-3	7-1-0	11-8-1	12-10-0												
COFC	11/14/13	81-54	w	0-0-0	2-1-0	2-1-4	2-8-0	7-1-3	0-1-1	6-0-2	12-17-2	11-8-1	16-2-3	12-6-0	11-14-0												
SHU	11/17/13	88-67	w	DNP	0-1-1	17-3-5	0-0-1	0-1-0	2-0-0	5-2-1	15-8-4	15-3-4	6-4-2	18-8-0	10-8-1												
at CU	11/20/13	68-43	w	0-0-0	DNP	10-3-3	1-4-0	0-0-1	0-0-0	3-3-0	17-10-4	14-6-5	4-9-0	10-6-1	9-6-0												





**2013-14 South Carolina Basketball**  
**#19/14 South Carolina Team Game-by-Game Comparison (as of Nov 20, 2013)**  
**All games**



Opponent	1st	2nd	Score	Mar	Total FG	FG Pct	3-Pointers	3FG Pct	Free Throws	FT Pct	Rebounds	Assist	T/Over	Block	Steal	Fouls	
CHARLESTON SOUTHERN	52/13	47/16	99-29	+70	39-64/10-54	.609/.185	3-6/4-23	.500/.174	18-28/5-6	.643/.833	46/25	+21	25/6	10/25	12/5	17/5	9/19
LOUISIANA TECH	31/17	37/28	68-45	+23	28-62/18-50	.452/.360	4-18/4-7	.222/.571	8-22/5-14	.364/.357	47/29	+18	18/10	13/17	4/2	6/7	15/22
COLL. OF CHARLESTON	46/34	35/20	81-54	+27	25-66/21-68	.379/.309	9-28/3-13	.321/.231	22-42/9-18	.524/.500	62/38	+24	16/12	12/10	8/2	5/5	15/27
SETON HALL	41/39	47/28	88-67	+21	26-45/26-67	.578/.388	6-12/6-11	.500/.545	30-44/9-18	.682/.500	38/30	+8	19/4	11/8	9/2	6/5	16/28
Clemson	27/15	41/28	68-43	+25	26-57/14-48	.456/.292	4-16/3-7	.250/.429	12-18/12-19	.667/.632	49/27	+22	14/7	12/11	5/2	6/5	13/17

Note: Game totals are displayed in the format TEAM/OPPONENT for each category

