

SOUTH CAROLINA WOMEN'S BASKETBALL



Be the change.

Game Information

Date: Wednesday, December 18, 2013, 7 p.m.
Site: Myrtle Beach Convention Ctr. • Myrtle Beach, S.C.
Tickets: \$10
TV: None
Radio: WNKT 107.5 FM/WISW 1320 AM (Brad Muller); GamecocksOnline.com
Live Video: BeachBallClassic.com
Live Stats: None

South Carolina Gamecocks 9-0

Ranking: 10/10 (AP/Coaches)
Head Coach: Dawn Staley
Record at SC: 101-66 (6th)
Career Rec.: 273-146 (14th)
vs. UNC: 1-2
Top Scorer: Mitchell (15.0 ppg)
Top Rebounder: Coates (8.1 rpg)



vs.



North Carolina Tar Heels 9-2

Ranking: 14/13 (AP/Coaches)
Head Coach: Sylvia Hatchell
Record at UNC: 644-243 (28th)
Career Rec.: 916-323 (39th)
vs. SC: 16-11
Top Scorer: DeShields (15.5 ppg)
Top Rebounder: Mavunga (10.6)

Series History: NC leads 9-7
Neutral Site: NC leads 5-3
In Columbia: SC leads 2-1
In Chapel Hill: Tied 2-2

2013-14 Schedule

Nov. 1	North Greenville (Exh.)	W, 96-35
Nov. 8	Charleston Southern	W, 99-29
Nov. 10	Louisiana Tech	W, 68-45
Nov. 14	C. of Charleston (FSSO)	W, 81-54
Nov. 17	Seton Hall	W, 88-67
Nov. 20	at Clemson	W, 68-43
Nov. 23	at San Diego State	W, 88-54
Nov. 25	at Southern Cal (Pac-12)	W, 70-50
Dec. 2	NC Central (FSSO)	W, 79-27
Dec. 8	at Charlotte	W, 76-61
<i>Carolinas Challenge</i>		
Dec. 18	vs. North Carolina	7 p.m.
Dec. 20	Winthrop	Noon
Dec. 22	SC State (FSSO)	1 p.m.
Dec. 28	Savannah State (FSSO)	Noon
Jan. 2	at Arkansas*	8 p.m.
Jan. 5	Vanderbilt* (ESPNU)	1 p.m.
Jan. 9	Kentucky*	7 p.m.
Jan. 12	at Auburn* (SPSO)	2:30 p.m.
Jan. 16	at Texas A&M*	8 p.m.
Jan. 19	Alabama*	3 p.m.
Jan. 26	at Vanderbilt* (ESPN2)	2 p.m.
Jan. 30	Mississippi*	7 p.m.
Feb. 2	Missouri*	3 p.m.
Feb. 6	at Mississippi State*	8 p.m.
Feb. 9	Arkansas* (SECTV)	2 p.m.
Feb. 16	at LSU* (ESPN2)	3:30 p.m.
Feb. 20	at Kentucky* (FSSO)	7 p.m.
Feb. 23	Florida* (SPSO)	1 p.m.
Feb. 27	Georgia*	7 p.m.
Mar. 2	at Tennessee* (ESPNU)	2:30 p.m.

* indicates SEC game
 All Times Listed as Eastern and are subject to change

Television outlet listed in parentheses – FSSO is Fox Sports South/Fox Sports Carolinas; SPSO is SportSouth; SECTV is SEC over-the-air syndicated package













South Carolina Notables

- This is the Gamecocks' 40th season as a varsity sport, the sixth with head coach Dawn Staley at the helm. It is South Carolina's 23rd season in the SEC.
- The Gamecocks' staff will wear orange ribbons in tonight's game in support of North Carolina head coach Sylvia Hatchell's battle with leukemia.
- Tonight's game is just the third between the two teams in which both teams are nationally ranked. It is the first of the group in which the Gamecocks are ranked ahead of the Tar Heels.
- Ranked in the top 10 in both national polls, South Carolina is enjoying its highest rankings since February 2012.
- South Carolina leads the SEC in field goal percentage (.503), blocks per game (6.2) and assist-to-turnover ratio (1.5). The Gamecocks are among the top 10 in the nation in each category as well.
- South Carolina has scored 40.7 points per game in the paint – more than half of its 79.7 scoring average.
- Two of the top three individual field goal percentages in the SEC belong to Gamecocks – Aleighsa Welch (1st, .723), and Tiffany Mitchell (3rd, .566). Welch's accuracy leads the nation, while Mitchell ranks among the nation's top 40.
- With 27 offensive rebounds so far this season, junior Aleighsa Welch has moved into sixth place in school history with 262 career offensive boards, just 12 away from a spot in the top five.
- Sophomore guard Tiffany Mitchell is the only Gamecock to score in double figures every game this season, but it is the last five games that have catapulted her up the SEC standings. During the stretch, as opponents have sagged to contain the Gamecock post players, Mitchell averaged 17.4 points on 61.7 percent shooting, while pulling down 4.2 rebounds, handing out 4.6 assists and swiping 3.2 steals per game during the stretch. In the first four games, Mitchell contributed 12.0 ppg on 50.0 percent shooting, 4.0 rpg, 2.3 apg and 1.8 spg.
- Sophomore guard Khadijah Sessions is third in the SEC and 23rd in the nation in assist-to-turnover ratio (1.5). She has handed out five or more assists four times this season, including a career-high six in just 20 minutes against NC Central (Dec. 2). On the other side, Sessions has turned the ball over two more times in just two games this season.

Tale of the Tape

UNC	SC
9-2	9-0
0-0	0-0
5-1	5-0
1-0	4-0
3-1	0-0
89.7	79.7
57.7	47.4
.481	.503
.297	.331
.337	.331
.281	.243
.659	.642
17.5	18.6
19.5	17.8
+7.5	+5.0
47.2	42.3
+8.1	+12.7
15.0	8.6
5.4	6.2

2013-14 South Carolina Media Roster

0		<p>India Farmer 6-0 • Freshman • Forward • N. Myrtle Beach, S.C.</p> <p>PPG 0.6 RPG 0.6 APG 0.0 FG% .333 FT% .500</p>	<p>LAST GAME: 3 pts, 3 rebs vs. NC Central NOTABLE: Has played in five games ... First career points and rebounds came against NC Central ... Named Toast of the Coast Player of the Year by <i>The Sun News</i> and earned all-state honors as a senior.</p>	<p>Career Highs Pts: 3 vs. NC Central 12/2/13 Reb: 3 vs. NC Central 12/2/13 A: — S: — Min: 11 vs. NC Central 12/2/13</p>
2		<p>Olivia Gaines 5-7 • Junior • Guard • Chester, S.C.</p> <p>PPG 1.9 RPG 2.4 APG 2.0 FG% .556 FT% .600</p>	<p>LAST GAME: 1 reb in 4 mins at Charlotte NOTABLE: Averaging an assist every 4.9 minutes on the court ... Aggressive defender ... Named 2013 Junior/Community College Player of the Year by WBCA ... Helped team to 2013 NJCAA Division II national title.</p>	<p>Career Highs Pts: 4, 2x, vs. NCCU, 12/1/13 Reb: 5 vs. NC Central 12/2/13 A: 5 vs. Char. Sthrn., 11/8/13 S: 3 vs. Char. Sthrn., 11/8/13 Min: 18 vs. NC Central 12/2/13</p>
5		<p>Khadijah Sessions 5-8 • Sophomore • Guard • Myrtle Beach, S.C. <i>kub-DEE-zhub SESH-uns</i></p> <p>PPG 8.7 RPG 1.4 APG 4.1 FG% .403 FT% .690</p>	<p>LAST GAME: 6 pts, 2 rebs, 3 assts at Charlotte NOTABLE: Assist leader 4 times, has 4 double-figure scoring games and 4 games of 5+ assists ... 2nd in SEC with 3.1 A:TO and 12th in apg ... Aggressive point guard who is working hard on leadership role ... Voted a team captain.</p>	<p>Career Highs Pts: 19 vs. Auburn, 2/3/13 Reb: 5 at Florida, 1/20/13 A: 6 vs. NC Central 12/2/13 S: 4, 2x, at San Diego St., 11/23/13 Min: 37 at USC, 11/25/13</p>
12		<p>Wilka Montout 6-3 • Senior • Forward • Cayenne, French Guiana <i>WIL-kub mawn-TOO</i></p> <p>PPG 2.2 RPG 2.9 APG 0.4 FG% .269 FT% .273</p>	<p>LAST GAME: 3 pts, 2 rebs at Charlotte NOTABLE: Career-high 8 rebs vs CofC ... Netted 7 pts in season opener, including a 3-pointer ... Rangy forward who can stretch defenses with her shooting touch ... averaged 10.1 minutes last season, playing in 29 of 33 games.</p>	<p>Career Highs Pts: 12 vs. LA Tech, 11/12/12 Reb: 8 vs. CofC, 11/14/13 B: 2, 2x, vs. CSU, 11/8/13 S: 1, 4x, vs. CSU, 11/8/13 Min: 24 vs. Sav. State, 11/15/12</p>
15		<p>Tiffany Davis 5-7 • R-Freshman • Guard • Houston, Texas</p> <p>PPG 2.1 RPG 0.9 APG 1.3 FG% .417 FT% .600</p>	<p>LAST GAME: 8 mins at Charlotte NOTABLE: Returned to play at Charlotte, first game since shoulder injury at San Diego St. ... Solid outing against CofC, scoring and running team ... Fully recovered from knee surgery last fall ... Expected to battle for time at point.</p>	<p>Career Highs Pts: 7 vs. CofC, 11/14/13 Reb: 3 vs. Elon, 11/9/12 A: 3, 3x, at San Diego St., 11/23/13 S: 5 vs. Elon, 11/9/12 Min: 20 vs. Elon, 11/9/12</p>
21		<p>LeAnna Morrison 5-5 • R-Sophomore • Guard • Monck's Corner, S.C.</p> <p>PPG 0.8 RPG 0.6 APG 0.3 FG% .125 FT% .667</p>	<p>LAST GAME: 2 pts, 1 min at Charlotte NOTABLE: Has played in every game ... Hit first career field goal against NC Central ... Ran track for two seasons at Charlotte ... Named 2011 All-Lowcountry Female Athlete of the Year by <i>The Post & Courier</i>.</p>	<p>Career Highs Pts: 3 vs. NC Central 12/2/13 Reb: 2 vs. NC Central 12/2/13 A: 1, 3x, at San Diego St., 11/23/13 S: 1 vs. Seton Hall, 11/17/13 Min: 12 vs. NC Central 12/2/13</p>
23		<p>Tina Roy 5-11 • R-Sophomore • Guard • Kaplan, La.</p> <p>PPG 4.6 RPG 2.3 APG 2.2 FG% .271 FT% .889</p>	<p>LAST GAME: 1 pt, 2 rebs at Charlotte NOTABLE: Drew 1st career start at Charlotte ... Solid two games on West Coast – 8.5 ppg on 45.5% shooting, including 50% from 3-pt range ... Fully recovered from knee surgery in August 2012 ... Capable of playing point guard.</p>	<p>Career Highs Pts: 15 vs. Presby, 11/27/11 Reb: 6 vs. NC Central, 12/2/13 A: 7 vs. Char. Sthrn., 11/8/13 S: 3 at Charlotte 11/27/11 Min: 25 vs. NC Central, 12/2/13</p>
24		<p>Aleighsa Welch 6-0 • Junior • Forward • Goose Creek, S.C. <i>uh-LEE-sub Welch</i></p> <p>PPG 14.0 RPG 8.1 APG 1.9 FG% .723 FT% .640</p>	<p>LAST GM: 18 pts, 6 rebs, 3 stls at Charlotte NOTABLE: 2nd in nation in FG %age ... In SEC, ranks 7th in rpg, 10th in off. rpg (3.0), 14th in ppg ... 3 dbl-dbls ... Good vision and passer ... Named to Naismith Early Season Watch List and preseason All-SEC 1st Team ... Voted a team captain.</p>	<p>Career Highs Pts: 20 vs. Miss. State, 2/24/13 Reb: 17 vs. CofC, 11/14/13 A: 4, 3x, at Clemson, 11/20/13 S: 3, 4x, at Charlotte, 12/8/13 Min: 42 vs. Drexel, 11/28/12</p>
25		<p>Tiffany Mitchell 5-9 • Sophomore • Guard • Charlotte, N.C.</p> <p>PPG 15.0 RPG 4.1 APG 3.6 FG% .556 FT% .689</p>	<p>LAST GAME: 15 pts, 4 assts, 3 stls at Charlotte NOTABLE: Scored in double figures every game this season ... Ranks 3rd in SEC in FG%, 9th in ppg, 6th in steals (2.5/gm) ... Also top 15 in assists and assist-to-turnover ratio (1.6) ... Lite guard ... SEC All-Freshman last season.</p>	<p>Career Highs Pts: 22 at USC, 11/25/13 Reb: 11, 4x, at Florida, 1/20/13 A: 9 at San Diego St., 11/23/13 S: 5, 3x, vs. USC, 11/25/13 Min: 36, 4x, at Charlotte, 12/8/13</p>
31		<p>Asia Dozier 6-0 • Sophomore • Guard/Forward • Columbia, S.C. <i>Asia DOE-zhur</i></p> <p>PPG 8.1 RPG 3.4 APG 1.9 FG% .419 FT% .667</p>	<p>LAST GAME: 10 pts, 5 rebs, 4 assts at Charlotte NOTABLE: Scored in double figures three times this season ... Dominated 1st half at SDSU with all 16 pts in 15 min on court in the period ... Earned starting spot by being the most efficient producer in preseason practice.</p>	<p>Career Highs Pts: 16, 2x, last at SDSU, 11/23/13 Reb: 10 vs. Elon, 11/9/12 A: 5, 2x, vs. CSU, 11/8/13 S: 2, 5x, at Charlotte, 12/8/13 Min: 30 at Clemson, 11/20/13</p>
33		<p>Elem Ibiam 6-4 • Junior • Center • Fayetteville, Ga. <i>ELL-um IB-ee-um</i></p> <p>PPG 10.9 RPG 6.1 APG 0.4 FG% .600 FT% .650</p>	<p>LAST GAME: 19 pts, 9 rebs, 3 blks at Charlotte NOTABLE: Second in SEC and 30th in nation in blocks (2.4) ... Netted double figures in six games ... Tied career high pts at Charlotte ... Poised to have breakthrough season after working hard on post moves in offseason ... Voted a team captain.</p>	<p>Career Highs Pts: 19, 2x, at Charlotte, 12/8/13 Reb: 11 vs. Elon, 11/9/12 B: 5, 3x, vs. CSU, 11/8/13 S: 2, 3x, vs. CSU, 11/8/13 Min: 30, at Charlotte, 12/8/13</p>
41		<p>Alaina Coates 6-4 • Freshman • Center • Irmo, S.C. <i>uh-LAY-nub COATS</i></p> <p>PPG 12.0 RPG 8.1 APG 0.3 FG% .615 FT% .583</p>	<p>LAST GAME: 2 pts, 4 rebs, 2 blks at Charlotte NOTABLE: Posted 2 dbl-dbls, 10+ pts in 6 games, including 2 20-pt games ... In SEC, ranks 7th in rpg, 25th in ppg, 4th in blocks (1.7) ... Named McDonald's and Parade All-America.</p>	<p>Career Highs Pts: 22 at San Diego St., 11/23/13 Reb: 14 vs. CofC, 11/14/13 B: 4 vs. Seton Hall, 11/17/13 S: 2 at Clemson, 11/20/13 Min: 22, 2x, vs. NCCU, 12/2/13</p>

Starter

Reserve

Quick Facts

The University

Location: Columbia, S.C.

Founded: 1801

Enrollment: 31,288

Colors: Garnet (PMS 202C) and Black

Nickname: Gamecocks

Conference: Southeastern

President: Dr. Harris Pastides

Athletics Director: Ray Tanner

Facility: Colonial Life Arena (18,000)

Coaching Staff

Head Coach: Dawn Staley

Alma Mater: Virginia, 1992

Overall Record: 273-146 (14th season)

School Record: 101-66 (6th season)

Assoc. Head Coach (Alma Mater):

Lisa Boyer (Ithaca, 1972)

Assistant Coaches (Alma Mater):

Nikki McCray (Tennessee, 1995)

Darius Taylor (Michigan, 2000)

Team Information

2012-13 Record: 25-8

Home: 13-3 Away: 7-3 Neutral: 5-2

SEC Record (Finish): 11-5 (T-4th)

Home: 6-2 Away: 5-3

Letterwinners Returning/Lost: 6/3

Starters Returning/Lost: 2/3

Program History

First Year of Women's Basketball: 1974-75

All-Time Record: 681-495 (40th season)

All-Time SEC Record: 102-197(23rd season)

NCAA Appearances (Last): 10 (2013)

NCAA Tournament Record: 11-10

Last NCAA Result: L, 69-75, Kansas, Boulder,

Colo., 3/25/13, Second Round

WNIT Appearances (Last): 4 (2011)

WNIT Record: 3-4

Media Relations

Women's Basketball Contact: Diana Koval

Office: 803.777.7977

Cell: 314.369.6050

Email: dkoval@mailbox.sc.edu

Press Row Phone: 803.777.6182

Athletics Department on the Web

Website: GamecocksOnline.com

Twitter: @GamecocksOnline

Facebook: Facebook.com/GamecocksOnline

YouTube: YouTube.com/GamecocksOnline

Women's Basketball on Twitter

Team: @GamecockWBB

Head Coach: @DawnStaley

A South Carolina Win Would...

- Be the Gamecocks' 10th straight to open the season, matching last season's start, which is the best of the Dawn Staley era.
- Bring Staley to 102 in her Gamecock career, giving her sole possession of third all-time in Gamecock women's basketball history.
- Be the Gamecocks' second straight over North Carolina to level Staley's career record against the Tar Heels to 2-2.

By the Numbers

- 1 Gamecock who has scored in double figures in each game this season – Tiffany Mitchell
- 2 Rank for Khadijah Sessions in the SEC in assist-to-turnover ratio (1.5), which places her among the nation's top 25
- 3 Games this season in which five Gamecocks have scored in double figures, which had happened just five previous times in the Dawn Staley era
- 3 Members of this season's team that earned South Carolina Player of the Year honors in high school
- 5 Different Gamecocks who have been the team's high scorer in a game this season – Alaina Coates (Charleston Southern, at San Diego State), Aleighsa Welch (LA Tech, at Clemson), Asia Dozier (CofC), Elem Ibiam (Seton Hall, Charlotte) and Tiffany Mitchell (at USC, NC Central)
- 5 Games in which South Carolina has shot at least 50.0 percent from the field this season after reaching the mark just 12 times in the previous five seasons under Staley
- 7 Opponents who have been held to 55 or fewer points by the Gamecocks this season, helping the Gamecocks rank second in the nation in scoring defense (45.8 ppg)
- 8 Games in the Dawn Staley era in which the Gamecocks have scored 80 or more points, including four this season
- 26 Entries for the Gamecocks in the last 36 Associated Press Top 25 Polls
- 32.2 Points per game by which South Carolina has won its nine games this season to lead the SEC and rank fifth in the nation
- 33 Weeks in which the Gamecocks have ranked 10th or higher in the Associated Press poll, including the last two weeks. South Carolina's best ever ranking was No. 2, which it held for three weeks in December 1981.
- 63.2 Percent of field goals made this season that have been assisted

North Carolina Series Notes

The Tar Heels lead the series 9-7, but the Gamecocks won the most recent meeting – a 79-48 decision on Dec. 18, 2011, in Myrtle Beach. South Carolina was unranked entering that contest, while the Tar Heels held the No. 18 spot in the AP poll.

Three current Gamecocks played in that last meeting – Elem Ibiam, Tina Roy and Aleighsa Welch, who led the trio with 10 points and six rebounds. South Carolina sprinted out to an 11-point lead less than three minutes into the game and never looked back, holding a 50-27 edge at halftime and leading by as many as 34 late in the second half.

These two teams have met eight previous times in Myrtle Beach with the Tar Heels holding a 5-3 lead in the neutral-site game.

Five-Second Count

For the first time in her tenure at South Carolina, head coach Dawn's Staley's Gamecocks look different

Current Gamecock Streaks

	Total	Home	Road	Neut.
Overall	W9	W7	W4	L1
SEC	W1	W2	L1	—
Non-Conference	W9	W7	W7	L1
Ranked Teams	L3	L1	L2	L3

Gamecocks in the Rankings

(SEC as of 12/15; NCAA as of 12/15)

Team	SEC	NCAA	Actual
Scoring Offense	4	33	79.7
Scoring Defense	2	2	47.4
Scoring Margin	2	5	+32.2
Field Goal Percentage	1	4	.503
Field Goal %age Def.	4	15	.331
3-Point FG %age	6	101	.331
3-Point FG %age Def.	2	9	.243
3-Point FG Made/Gm.	9	208	4.9
Free Throw Percentage	12	265	.642
Rebounding Offense	T-7	—	42.3
Rebounding Defense	1	—	29.7
Rebounding Margin	2	14	+12.7
Assists	5	27	17.8
Steals	11	117	8.6
Turnover Margin	6	30	+5.0
Turnovers	—	10	11.9
Assist-to-Turnover Ratio	1	5	1.5
Blocked Shots	1	9	6.2

Alaina Coates	SEC	NCAA	Actual
Scoring	25	—	12.0
Rebounding	T-7	T-167	8.1
Blocks	4	77	1.7
Off. Rebounding	T-15	—	2.7

Elem Ibiam	SEC	NCAA	Actual
Blocks	2	30	2.4

Tiffany Mitchell	SEC	NCAA	Actual
Scoring	9	237	15.0
FG Percentage	3	41	.566
Assists	15	242	3.6
Steals	6	65	2.6
A-to-TO Ratio	14	149	1.6

Khadijah Sessions	SEC	NCAA	Actual
Assists	12	163	4.1
A-to-TO Ratio	2	23	3.1

Aleighsa Welch	SEC	NCAA	Actual
Scoring	14	—	14.0
Rebounding	T-7	T-167	8.1
FG Percentage	1	2	.723
Off. Rebounds	10	—	3.0

Staley in the Hall of Fame

Head coach Dawn Staley was enshrined in the Naismith Memorial Basketball Hall of Fame this fall, becoming just the 15th female player to earn the honor based on her individual merits (not as part of a team enshrinement).

Staley's career shone in an era that spawned two professional women's basketball leagues in the United States and forever changed the dreams of the nation's top female players. On the international stage, she collected three Olympic gold medals (1996, 2000, 2004) and was twice named the USA Basketball Female Athlete of the Year (1994, 2004). In the U.S. she turned national high school player of the year honors into a career at Virginia that yielded three All-America seasons, including a 1991 campaign that ended with being named national player of the year. On the professional level, Staley was a five-time WNBA All-Star who was named to the All-Decade Team and one of the 15 most influential players in league history.

Welch Watch on Record Book

South Carolina junior forward Aleighsa Welch has proven to be one of the best offensive rebounders in Gamecock history. She is one of just four Gamecocks all-time to record multiple seasons with at least 100 offensive rebounds, including her 131 O-board mark last season, which ranks second in school history.

In just her third season, Welch already ranks among the program's top 10 in career offensive rebounds.

	Gm	ORebs
1. Marsha Williams (1990-93)	116	427
2. Annie Lester (1997-00)	110	348
3. Jocelyn Penn (1999-03)	117	345
4. Ashley Bruner (2010-13)	128	338
5. Demetress Adams (2006-09)	112	274
6. Aleighsa Welch (2012-present)	75	262
7. Petra Ujhelyi (2000-03)	119	255
8. Michelle Murray (1990-93)	96	254
9. Charenee Stephens (2009-12)	110	253
10. Melanie Johnson (2004-07)	89	237

Gamecock victories.

Susan Walvius was the first head coach to have her entire South Carolina career in the SEC, hitting 100 wins in her 179th game on the sideline five games into her seventh season.

20/20 Vision

The Gamecocks won their first eight games this season by at least 20 points for the first time in the Dawn Staley era, a streak ended with a 15-point victory at Charlotte (Dec. 8). South Carolina opened the 2012-13 campaign with four straight 20-point wins en route to nine games with that minimum margin – a Staley era record. The Gamecocks posted eight 20-point wins in 2011-12 after just two in 2010-11, one in 2009-10 and two in Staley's first season 2008-09.

Finding the Right Octave

South Carolina has scored at least 80 points in four games so far this season after reaching the mark just four times in the first five seasons of the Dawn Staley era combined. Three of this season's games are the first of the group to be played in Colonial Life Arena.

Under Staley, the Gamecocks are 7-1 in games in which they score 80 points with the lone loss coming in a double-overtime affair (94-92) at Clemson on Nov. 19, 2009. That is the only previous season in which the Gamecocks hit the 80-point plateau multiple times, adding an 80-68 victory at Alabama on Jan. 10, 2010.

Make It, Take It

South Carolina is exhibiting its most efficient offense of the Dawn Staley era so far this season, leading the SEC and ranking fourth in the nation with 50.3 percent accuracy from the field. The Gamecocks have shot 50.0 percent

– on the court and in the box score. After seasons of building around defense, Staley finally as a group that is designed for offensive efficiency. The Gamecocks are scoring more (79.7 ppg – 4th in SEC, 33rd in nation) and more efficiently (.503 FG %age – 2nd in SEC, fourth in country) than at any time in the Staley era. And, after seasons of talented guards generating their own offense, Staley's 2013-14 success is predicated on getting the ball inside – three primary post players combine to score 46.3 percent of the team's points – and on ball movement creating the best shots – 63.2 percent of made field goals have been assisted, ranking the Gamecocks fifth in the SEC and 27th in the nation with 17.8 assists per game.

Defense is still a staple of the program with the Gamecocks ranking second in the nation in scoring defense, allowing just 47.4 points per game. Only two opponents this season have scored 55 or more points against South Carolina.

December Decisions

In its 40th season of women's basketball, South Carolina is 157-78 (.668) all-time in the month of December, including a 25-6 record (.806) in the sixth season of the Dawn Staley era. The Gamecocks hold a winning record in all three site possibilities during the month – 94-23 (.803) at home, 34-30 (.531) on the road and 24-23 (.511) at neutral sites.

Century Mark for Staley

Head coach Dawn Staley captured her 100th victory at South Carolina on Dec. 2 against NC Central. She is the fourth of the program's seven all-time head coaches to reach the mark and the fastest to the total (164 games) of the three coaches to lead the team in the SEC era by nearly a full season.

South Carolina's third head coach, Pam Parsons, was the first and the fastest to reach 100 victories, hitting the plateau in her 143rd game at the helm just six games into her fifth season (1981-82). Nancy Wilson was next up, winning her 100th game in her 150th outing late in the 1988-89 season, en route to her school-record 231

AP Top 25

(Week of 12/16)

1. Connecticut	10-0
2. Duke	10-0
3. Tennessee	9-0
4. Notre Dame	9-0
5. Kentucky	11-0
6. Stanford	8-1
7. Louisville	10-1
8. Maryland	10-1
9. Baylor	8-1
10. South Carolina	9-0
11. Colorado	9-0
12. LSU	8-1
13. Oklahoma State	8-0
14. North Carolina	8-2
15. Iowa State	9-0
16. Georgia	10-0
17. Penn State	7-3
18. Purdue	7-2
19. Nebraska	8-2
20. Oklahoma	7-3
21. California	7-2
22. Iowa	10-2
23. Syracuse	8-1
24. Florida State	8-1
25. Gonzaga	8-2

ESPN/USA Today Top 25

(Week of 12/9)

1. Connecticut	10-0
2. Duke	10-0
3. Tennessee	9-0
4. Notre Dame	9-0
5. Stanford	8-1
6. Kentucky	11-0
7. Louisville	10-1
8. Maryland	10-1
9. Baylor	8-1
10. South Carolina	9-0
11. Iowa State	9-0
12. LSU	8-1
13. North Carolina	8-2
14. Colorado	9-0
15. Georgia	10-0
16. Oklahoma State	8-0
17. Nebraska	8-2
18. Penn State	7-3
19. Oklahoma	7-3
20. California	7-2
21. Purdue	7-2
22. Gonzaga	8-2
23. Florida State	8-1
24. Texas A&M	6-3
25. Iowa	10-2



Around the SEC

(Thru 12/15)

	SEC Games			Overall		
	W	L	Pct.	W	L	Pct.
Arkansas	0	0	.000	11	0	1.00
Kentucky	0	0	.000	11	0	1.00
Georgia	0	0	.000	10	0	1.00
South Carolina	0	0	.000	9	0	1.00
Tennessee	0	0	.000	9	0	1.00
Mississippi St.	0	0	.000	10	1	.909
Missouri	0	0	.000	9	1	.900
LSU	0	0	.000	8	1	.889
Vanderbilt	0	0	.000	8	2	.800
Auburn	0	0	.000	7	3	.700
Florida	0	0	.000	6	3	.667
Texas A&M	0	0	.000	6	3	.667
Ole Miss	0	0	.000	7	4	.636
Alabama	0	0	.000	4	5	.444

Today's Action

December 18

Presbyterian at Auburn, 7 p.m.

Ole Miss at #9/9 Baylor, 7 p.m.

Vanderbilt at James Madison, 7 p.m.

Rankings are listed as AP/ESPN Poll
All Times Eastern; TV Network in ()

or higher five times already this season – the most in a season under Staley. In fact, in the previous five seasons, South Carolina hit at least 50.0 percent of its field goal attempts just 12 times.

This year's top effort was 60.9 percent against Charleston Southern (Nov. 8) – program best under Staley – followed by a 58.5 percent showing against NC Central (Dec. 2). The Gamecocks made at least 65.0 percent of their attempts in a half five times this season, including a remarkable 73.9 percent (17-of-23) in the second half against Seton Hall (Nov. 17).

Post Presence

South Carolina's trio of primary post players – Alaina Coates, Elem Ibiam and Aleighsa Welch – has been the key to the Gamecocks' offensive production so far this season. The trio has accounted for 332 of the team's 717 points this season – 46.3 percent – and is shooting a combined 64.7 percent from the field (123-of-190). Welch is second in the nation in field goal percentage at .723 for 14.0 points per game (14th in SEC). Coates is close behind with 12.0 ppg (25th in SEC) on 61.5 percent shooting. Elem contributes 10.9 points per game on 60.0 percent shooting. In all, the Gamecocks have scored 366 points in the paint this season – 51.0 percent of their total scoring.

The Gift of Glass

The Gamecocks have been a solid rebounding team throughout head coach Dawn Staley's tenure, but it was a team effort by an undersized roster in the past. This season, South Carolina is out-rebounding its opponents by 12.7 boards per game to rank second in the SEC and among the nation's top 15, behind the strength of the trio of Alaina Coates, Elem Ibiam and Aleighsa Welch. Coates and Welch are tied for seventh in the SEC with 8.1 rebounds per game, while Ibiam pulls down 6.1 per contest.

As a team, South Carolina has turned its 128 offensive rebounds into 144 second-chance points. Welch and paces the group on the offensive glass with 3.0 per game to rank among the league's top 10 in the category.

Block Party!

With a pair of 6-foot-4 centers, the Gamecocks are a constant shot-blocking threat in the post, ranking second in the SEC and among the nation's top 10 with 6.2 per game. Junior Elem Ibiam's 2.4 blocks per game are second in the SEC and 30th in the nation. She got the season off to a solid start with five in the opener against Charleston Southern (Nov. 8), which matched her career high and the fifth-most in Colonial Life Arena history. She has blocked at least three shots four times this season. Freshman Alaina Coates is among the SEC's top five as well, holding fourth place with 1.7 per game after swatting away four against Seton Hall (Nov. 17).

A Little Help from My Friends

Under the tutelage of one of the premier point guards in U.S. women's basketball history in Dawn Staley, the Gamecocks are thriving in the assist category this season unlike any other, ranking fifth in the SEC and 27th in the nation with 17.8 per game. By comparison, in Staley's first five seasons, the team never averaged more than 11.2 per game. This season's three games of 20 or more assists by the team matches the total of the previous five seasons.

The increase is not simply a product of more made field goals, either. This season, South Carolina has assisted on 63.2 percent of its made field goals, compared to the previous five seasons under Staley, which saw a high of 48.5 percent in 2011-12.

South Carolina's 25 assists against Charleston Southern (on 39 FGM) are a Staley-era high. The Gamecocks handed out 24 assists on 29 made baskets at San Diego State – 82.8 percent. The percentage of assisted field goals has been over 60.0 percent in all but three games this season.

Home Grown, Nationally Known

Since her arrival for the 2008-09 season, South Carolina head coach Dawn Staley has been working to protect her new home state's best prospects while fielding a team that competes at a national level. Her efforts are paying dividends as this season's roster features seven Gamecocks who played high school basketball in the state of South Carolina, the highest percentage of the roster to be from the state since the 1990-91 squad featured eight South Carolinians on the 11-player roster. Beginning with Aleighsa Welch, the first South Carolina player to sign a National Letter of Intent for Staley, the Palmetto State has sent its players of the year to Columbia as Welch (2011), Asia Dozier (2012) and Alaina Coates (2013) have each earned the title during their high school careers.

Be the Change

South Carolina head coach Dawn Staley has provided an extra challenge for her program with the "Be the Change" theme for this season. Reflecting on her career as she prepared for enshrinement into the Naismith Memorial Basketball Hall of Fame and traveling in Africa this summer, she discovered she wanted her team to embrace the importance of focusing on others. In Africa especially, she noted the significant impact even small acts can have on the world around her.

To that end, Staley has challenged her program and everyone who supports it to commit 50,000 random acts of kindness this season. The program has set up Twitter (@SC_WBB_RAoK) and Facebook (SC Women's Basketball Random Acts of Kindness) accounts to help keep track of everyone's contributions. Fans are encouraged to submit their acts to those accounts.

2013-14 Award Watch

Alaina Coates

SEC Freshman of the Week (Nov. 11-17)

Aleighsa Welch

Preseason All-SEC First Team

Naismith Trophy Early Season Watch List

2013-14 Double-Doubles

Alaina Coates (2)

11/10	Louisiana Tech	12 pts/10 rebs
11/14	College of Charleston	11 pts/14 rebs

Aleighsa Welch (3)

11/10	Louisiana Tech	14 pts/10 rebs
11/14	College of Charleston	12 pts/17 rebs
11/20	at Clemson	17 pts/10 rebs

Future Faces of the Gamecocks

South Carolina head coach Dawn Staley is the process of reeling in what would be one of the most significant recruiting classes in program history. The class currently includes four future Gamecocks, including the No. 7, No. 32 and No. 44 rated players, according to ESPN. The group gives South Carolina the fourth-best signing class in the nation, according to ESPN, trailing just UCLA (five signees), Duke (4) and Connecticut (4).

Bianca Cuevas (5-6/Guard/Bronx, N.Y./Nazareth Regional) – Rated as eighth-best point guard and No. 44 player overall in Class of 2014 by ESPN ... Helped high school team to consecutive state titles ... Earned all-state honors three times ... Averaged 17.1 points, 2.0 assists and 3.8 steals as a junior.

Donyah Cliney (6-0/Guard/Newark, N.J./Malcolm X Shabazz) – Rated as high as No. 13 guard in Class of 2014 by ProspectNation.com ... Helped high school team to 33-1 record and the Group 2 State Championship as a junior ... Averaged 10.3 points and 1.3 assists last season ... Named honorable mention all-state ... Solid defender.

Kaydra Duckett (5-10/Guard/Columbia, S.C./Dreher) – Ranked No. 32 overall and No. 6 guard in Class of 2014 by ESPN ... Earned five-star status from ESPN ... Named all-state the last two seasons ... Named MVP at 2012 state tournament (sophomore) after guiding team to 3A state title ... Averaged 17.5 points, 2.3 assists and 3.4 steals as a junior.

Jatarie White (6-4/Post/Charlotte, N.C./Providence Day) – Ranked No. 7 overall and No. 1 post in Class of 2014 by ESPN ... Earned five-star status from ESPN ... Tabbed preseason All-America by The Sporting News this season ... Named Gatorade North Carolina Player of the Year in 2013 and is a three-time all-state selection ... Part of the last three of Providence Day's four straight state championships ... Averaged 19 points, 11 rebounds, three blocks and two steals as a junior ... Helped USA Basketball bring home the gold medal at the 2011 FIBA Americas U16 Championships, averaging 9.8 points and 6.8 rebounds at the event ... Is a former high school teammate of current Gamecock Tiffany Mitchell.

Miscellaneous Stats

Double-Doubles	2013-14	Career	Record
Aleighsa Welch	3	13	12-1
Alaina Coates	2	2	2-0
Tiffany Mitchell	0	2	2-0
Elem Ibiam	0	1	0-1

20+ Points	2013-14	Career	Record
Alaina Coates	2	2	2-0
Tiffany Mitchell	1	2	2-0
Aleighsa Welch	0	1	1-0

10+ Points	2013-14	Career	Record
Tiffany Mitchell	9	23	21-2
Aleighsa Welch	8	39	36-6
Elem Ibiam	6	13	11-2
Alaina Coates	6	6	6-0
Khadijah Sessions	4	10	9-1
Asia Dozier	3	5	4-1
Tina Roy	1	6	5-1
Wilka Montout	0	2	2-0

10+ Rebounds	2013-14	Career	Record
Aleighsa Welch	3	16	15-1
Alaina Coates	2	2	2-0
Tiffany Mitchell	0	5	4-1
Elem Ibiam	0	2	1-1
Asia Dozier	0	1	1-0

5+ Assists	2013-14	Career	Record
Khadijah Sessions	4	4	4-0
Asia Dozier	1	2	2-0
Olivia Gaines	1	1	1-0
Tiffany Mitchell	2	2	2-0
Tina Roy	2	2	2-0

5+ Steals	2013-14	Career	Record
Tiffany Mitchell	2	3	3-0
Tiffany Davis	0	1	1-0

5+ Blocks	2013-14	Career	Record
Elem Ibiam	1	3	3-0

Games Led Team In...

(Tied for team lead in each category included)

Scoring	2013-14	Career	Record
Aleighsa Welch	2	17	11-6
Elem Ibiam	2	4	3-1
Alaina Coates	2	2	2-0
Tiffany Mitchell	2	9	8-1
Asia Dozier	1	1	1-0
Khadijah Sessions	0	3	2-1
Tina Roy	0	2	2-0

Rebounding	2013-14	Career	Record
Aleighsa Welch	5	31	27-4
Alaina Coates	5	5	5-0
Elem Ibiam	2	7	7-0
Tiffany Mitchell	0	6	5-1

Assists	2013-14	Career	Record
Khadijah Sessions	4	7	6-1
Tiffany Mitchell	4	6	6-0
Asia Dozier	1	2	2-0
Tina Roy	1	2	2-0
Aleighsa Welch	0	4	2-2

Intro Video Vibe

South Carolina's intro video features voices familiar to the Gamecock faithful as redshirt sophomore Tina Roy and sophomore Khadijah Sessions collaborated for the second-straight year on the song that sets up the Gamecocks' starting lineup. It is the third season that Roy has written a song that reflects the team, the program and its goals. After the first year's song was more just for the team, South Carolina head coach Dawn Staley encouraged Roy to create one to share center stage at home games in 2012-13, which she did with support and "beats" from her first-year teammate Sessions. It was such a hit with fans and spark for the team that the duo did it again this season.

Drive for 5

The Gamecocks launched their "Drive for 5" women's basketball ticket campaign this season. Inspired by head coach Dawn Staley's jersey number during her Naismith Hall of Fame playing career, the campaign looks to bring at least 5,000 fans to every Gamecock women's basketball game. At the end of October, the Gamecocks were well on their way, surpassing 3,000 season tickets issued for the season for the first time in the Staley era.

Watching the Gamecocks

South Carolina will play a total of 13 regular-season games on television in 2013-14. Four non-conference home games – College of Charleston (Nov. 14), NC Central (Dec. 2), SC State (Dec. 22) and Savannah State (Dec. 29) – will air on Fox Sports South and Fox Sports Carolinas in addition to the Gamecocks' game at Southern Cal airing on the Pac-12 Networks and their outing at Kentucky showing on Fox Sports South. The SEC package includes four national and three regional broadcasts during league play. The Gamecocks will play twice on ESPN2 – at Vanderbilt (Jan. 26) and at LSU (Feb. 16) – and twice on ESPN – vs. Vanderbilt (Jan. 5) and at Tennessee (Mar. 2). Other televised games are at Auburn (Jan. 12, SportSouth), vs. Arkansas (Feb. 9, SECTV) and vs. Florida (Feb. 23, SportSouth).

Scoring Differentials

Largest lead in a win	by 70 (99-29), 2nd-0:49 vs. Charleston Southern, 11/8/13
Largest deficit overcome to win	by 9 (0-9), 1st-17:33 vs. College of Charleston, 11/14/13
Largest lead given up in a loss	
Largest deficit in a loss	

Team Specialty Stats

South Carolina/Opponent

	Pts. in Paint	Pts. Off TOs	2nd Chance Pts	Fast Break Pts
11/8 CSU	70/6	40/5	23/6	32/4
11/10 LA Tech	38/18	13/12	19/8	20/8
11/14 CofC	28/18	8/9	23/10	6/5
11/17 SHU	34/30	11/8	9/10	20/6
11/20 at Clemson	40/10	13/10	21/4	12/2
11/23 at SDSU	30/26	33/11	14/1	12/2
11/25 at USC	42/28	20/19	13/6	8/10
12/2 NCCU	40/6	19/3	8/10	22/2
12/8 at Char.	44/30	19/2	14/4	6/5
12/18 vs. UNC				
12/20 Winthrop				
12/22 SC St.				
12/28 Sav. St.				
1/2 at Arkansas				
1/5 Vandy				
1/9 Kentucky				
1/12 at Auburn				
1/16 at TAMU				
1/19 Alabama				
1/26 at Vandy				
1/30 Ole Miss				
2/2 Mizzou				
2/6 at Miss. St.				
2/9 Arkansas				
2/16 at LSU				
2/20 at Kentucky				
2/23 Florida				
2/28 Georgia				
3/2 at Tenn.				

Starters vs. Bench Points

	SC Starters	Opp. Starters	SC Bench	Opp. Bench
11/8 CSU	58	19	41	10
11/10 LA Tech	47	29	21	16
11/14 CofC	53	26	28	28
11/17 SHU	71	52	17	15
11/20 at Clemson	55	30	13	13
11/23 at SDSU	58	35	30	16
11/25 at USC	51	37	19	13
12/2 NCCU	57	16	32	11
12/8 at Char.	59	40	17	21
12/18 vs. UNC				
12/20 Winthrop				
12/22 SC St.				
12/28 Sav. St.				
1/2 at Arkansas				
1/5 Vandy				
1/9 Kentucky				
1/12 at Auburn				
1/16 at TAMU				
1/19 Alabama				
1/26 at Vandy				
1/30 Ole Miss				
2/2 Mizzou				
2/6 at Miss. St.				
2/9 Arkansas				
2/16 at LSU				
2/20 at Kentucky				
2/23 Florida				
2/28 Georgia				
3/2 at Tenn.				

South Carolina's Record When...

	SEC Only	All
Record.....	0-0	9-0
Playing a ranked opponent.....	0-0	0-0
Playing at home	0-0	5-0
Playing on the road	0-0	4-0
Playing at neutral site	0-0	0-0
Leading at half	0-0	9-0
Trailing at half	0-0	0-0
Tied at half	0-0	0-0
Playing an overtime game	0-0	0-0
0 players score in double-figures	0-0	0-0
1 player scores in double-figures	0-0	0-0
2 players score in double-figures	0-0	0-0
3 players score in double-figures	0-0	2-0
4 players score in double-figures	0-0	4-0
5 players score in double-figures	0-0	3-0
Starters out-score opponent's starters	0-0	9-0
Opponent's starters score equal/more	0-0	0-0
Bench out-scores opponent's bench	0-0	6-0
Opponent's bench scores equal/more.....	0-0	3-0
Shooting 50% or better	0-0	5-0
Shooting between 40-49%	0-0	3-0
Shooting between 30-39%	0-0	1-0
Shooting less than 30%	0-0	0-0
Opponent shoots 50% or better.....	0-0	0-0
Opponent shoots between 40-49%	0-0	2-0
Opponent shoots between 30-39%	0-0	4-0
Opponent shoots less than 30%	0-0	3-0
Shooting better than opponent.....	0-0	9-0
Shooting worse than/equal to opponent	0-0	0-0
Having more FTs made than opponent	0-0	8-0
Having equal/less FTs made than opponent	0-0	1-0
Out-rebounding opponent.....	0-0	8-0
Having equal/less rebounds than opponent	0-0	1-0
Having more TOs than opponent	0-0	2-0
Having equal or less TOs than opponent.....	0-0	7-0
Attempting more FT than 3FG.....	0-0	8-0
Attempting equal/less FT than 3FG	0-0	1-0
Making 5 or more 3FGs.....	0-0	4-0
Making less than 5 3FGs.....	0-0	5-0
Making no 3 FGs.....	0-0	0-0
Attempting 15 or more 3FGs.....	0-0	5-0
Attempting less than 15 3FGs	0-0	4-0

	SEC Only	All
No South Carolina players foul out	0-0	7-0
One or more SC players foul out.....	0-0	2-0
Having 10 or more assists.....	0-0	9-0
Having less than 10 assists.....	0-0	0-0
Scoring more pts. in paint than opponent	0-0	9-0
Scoring equal/less pts. in paint than opp.	0-0	0-0
Scoring more pts. off TOs than opponent	0-0	8-0
Scoring equal/less pts. off TOs than opp.	0-0	1-0
Scoring more 2nd-chance pts.	0-0	7-0
Scoring equal/less 2nd-chance pts.....	0-0	2-0
Scoring more fast break pts.....	0-0	8-0
Scoring equal/less fast break pts.....	0-0	1-0
Wearing white uniforms	0-0	5-0
Wearing black uniforms	0-0	4-0
Wearing garnet uniforms.....	0-0	0-0
Playing in tournaments/classics	0-0	0-0
Playing on live television	0-0	4-0
Playing in November.....	0-0	7-0
Playing in December	0-0	2-0
Playing in January	0-0	0-0
Playing in February	0-0	0-0
Playing in March.....	0-0	0-0
Playing during the day.....	0-0	4-0
Playing at night	0-0	5-0
Playing on Sunday.....	0-0	3-0
Playing on Monday.....	0-0	2-0
Playing on Tuesday.....	0-0	0-0
Playing on Wednesday.....	0-0	1-0
Playing on Thursday.....	0-0	1-0
Playing on Friday	0-0	1-0
Playing on Saturday.....	0-0	1-0
Margin is 5 pts. or less.....	0-0	0-0
Margin is between 6-10.....	0-0	0-0
Margin is between 11-20.....	0-0	2-0
Margin is more than 20.....	0-0	7-0
Having a 20-pt. scorer.....	0-0	3-0
Having a 30-pt. scorer.....	0-0	0-0
Scoring 49 points or less.....	0-0	0-0
Scoring 50-59 points	0-0	0-0
Scoring 60-69 points	0-0	2-0
Scoring 70-79 points	0-0	3-0
Scoring 80-89 points	0-0	3-0
Scoring 90-99 points	0-0	1-0

2013-14 Team High / Low

South Carolina Highs	South Carolina Lows	Category	Opponent Lows	Opponent Highs
99 vs. Charleston Southern, 11/8	68 at Clemson, 11/20 68 vs. LA Tech, 11/10/13	Points in Game	25, NC Central, 12/2	67, Seton Hall, 11/17
52 (1st) vs. Chas. Southern, 11/8	27 (1st) at Clemson, 11/20	Points in Half	12 (2nd), NC Central, 12/2	39 (1st), Seton Hall, 11/17
39 vs. Charleston Southern, 11/8	24 at Southern Cal, 11/25	Field Goals Made	8, NC Central, 12/2	26, Seton Hall, 11/17
66 vs. C. of Charleston, 11/14	48 at Southern Cal, 11/25	Field Goal Attempts	48, at San Diego St., 11/23 48, at Clemson, 11/20	68, C. of Charleston, 11/14
.609 (39-64) vs. Chas. Sthrn., 11/8	.379 (25-66) vs. CofC, 11/14	FG Percentage	.160 (8-50), NC Central, 12/2	.453 (24-53), at Charlotte, 12/8
9 at San Diego St., 11/23	1 at Charlotte, 12/8	3-Point FG Made	1, NC Central, 12/2 1, at Southern Cal, 11/25 1, at San Diego St., 11/23	6, Seton Hall, 11/17
9 vs. C. of Charleston, 11/14				
28 vs. C. of Charleston, 11/14	6 at Charlotte, 12/8 6 at Southern Cal, 11/25 6 vs. Charleston Southern, 11/8	3-Point FG Attempts	7 at Clemson, 11/20 7, LA Tech, 11/10	23, Charleston Southern, 11/8
.500 (6-12) vs. Seton Hall, 11/17	.167 (1-6) at Charlotte, 12/8	3-Point FG Percentage	.071 (1-14), NC Central, 12/2	.571 (4-7), LA Tech, 11/10
.500 (3-6) vs. Chas. Sthrn., 11/8				
30 vs. Seton Hall, 11/17	8 vs. LA Tech, 11/10	Free Throws Made	5, LA Tech, 11/10 5, Charleston Southern, 11/8	12, at Clemson, 11/20
44 vs. Seton Hall, 11/17	22 vs. LA Tech, 11/10	Free Throw Attempts	6, Charleston Southern, 11/8	19, at Clemson, 11/20
.769 (20-26) at Sthrn. Cal, 11/25	.364 (8-22) vs. LA Tech, 11/10	FT Percentage	.357 (5-14), LA Tech, 11/10	.833 (10-12), at Charlotte, 12/8 .833 (10-12), NC Central, 12/2
62 vs. C. of Charleston, 11/14	30 at San Diego St., 11/23	Rebounds	25, Charleston Southern, 11/8	38, C. of Charleston, 11/14
25 vs. Charleston Southern, 11/8	12 at Charlotte, 12/8 12 at Southern Cal, 11/25 12, C. of Charleston, 11/14	Assists	4, Seton Hall, 11/17	12, at Southern Cal, 11/25
17 vs. Charleston Southern, 11/8	5 vs. C. of Charleston, 11/14	Steals	3, NC Central, 12/2	10, C. of Charleston, 11/14
12 vs. Charleston Southern, 11/8	3 at Southern Cal, 11/25	Blocked Shots	0, at Charlotte, 12/8	5, Charleston Southern, 11/8
19 at Southern Cal, 11/25	7 vs. NC Central, 12/2	Turnovers	8, Seton Hall, 11/17	25, at San Diego St., 11/23 25, Charleston Southern, 11/8
18 at Southern Cal, 11/25	9 vs. Charleston Southern, 11/8	Fouls	13, NC Central, 12/2	28, Seton Hall, 11/17
18 at San Diego St., 11/23				

2013-14 Individual Superlatives

Category	South Carolina	Opponent
Points in Game	22 by Tiffany Mitchell at Southern Cal, 11/25	24 by Tabatha Richardson-Smith, Seton Hall, 11/17
Points in Half	18 (2nd) by Aleighsa Welch at Charlotte, 12/8	15 (1st) by Tabatha Richardson-Smith, Seton Hall, 11/17
Field Goals Made	9 by Alaina Coates vs. Charleston Southern, 11/8	8 by Ka-Deidre Simmons, Seton Hall, 11/17 8 by Tabatha Richardson-Smith, Seton Hall, 11/7
Field Goal Attempts	14 by Elem Ibiam at Charlotte, 12/8 14 by Alaina Coates vs. Charleston Southern, 11/8	22 by Ka-Deidre Simmons, Seton Hall, 11/17
FG Percentage	1.000 (7-7) by Elem Ibiam vs. Charleston Southern, 11/8	.636 (7-11) by Erimma Amarikwa, at San Diego St., 11/23
3-Point FG Made	4 by Asia Dozier at San Diego St., 11/23 4 by Asia Dozier vs. C. of Charleston, 11/14	5 by Tabatha Richardson-Smith, Seton Hall, 11/17
3-Point FG Attempts	10 by Asia Dozier, at San Diego St., 11/23	7 by Hillary Sigmon, at Charlotte, 12/8 7 by Erin Hall, College of Charleston, 11/14
3-Point FG Percentage	.667 (2-3) by Tiffany Mitchell vs. NC Central, 12/2 .667 (2-3) by Tiffany Mitchell vs. Seton Hall, 11/17 .667 (2-3) by Tiffany Mitchell vs. C. of Charleston, 11/14	.833 (5-6) by Tabatha Richardson-Smith, Seton Hall, 11/17
Free Throws Made	11 by Alaina Coates at San Diego St., 11/23	8 by Raquel Davis, NC Central, 12/2
Free Throw Attempts	15 by Alaina Coates at San Diego St., 11/23	10 by Raquel Davis, NC Central, 12/2
FT Percentage	1.000 (7-7) by Tiffany Mitchell at Charlotte, 12/8	1.000 (4-4) by Ariya Crook, at Southern Cal, 11/25
Rebounds	17 by Aleighsa Welch vs. C. of Charleston, 11/14	11 by Afreyea Tolbert, College of Charleston, 11/14
Assists	8 by Tiffany Mitchell at San Diego St., 11/23	7 by Jillian Brown, College of Charleston, 11/14
Steals	5 by Tiffany Mitchell at Southern Cal, 11/25 5 by Tiffany Mitchell vs. Charleston Southern, 11/8	4 by Deajanae Scurry, at San Diego St., 11/23 4 by Whitney Frazier, La Tech, 11/10
Blocked Shots	5 by Elem Ibiam vs. Charleston Southern, 11/8	4 by Monique Maximilien, Charleston Southern, 11/8
Turnovers	6 by Tiffany Mitchell at Southern Cal, 11/25	7 by Ahjalee Harvey, at San Diego St., 11/23
Minutes Played	37 by Khadijah Sessions at Charlotte, 12/8	40 by Ny Hammond, at Charlotte, 12/8 40 by Jillian Brown, College of Charleston, 11/14

Staley Era Team Records

Italics indicates set in 2013-14

Scoring

Most	Points
1. vs. <i>Charleston Southern</i> , 11/8/13	99
2. at Clemson, 11/19/09	92
3. at <i>San Diego State</i> , 11/23/13	88
vs. <i>Seton Hall</i> , 11/17/13	88
5. vs. North Carolina, 12/20/09	85

Fewest	Points
1. at Stanford, 11/26/10	32
2. vs. Georgia, 3/4/11	34
3. vs. Mississippi State, 3/5/09	39
4. at Georgia, 1/13/13	40
5. at Mississippi State, 2/26/09	41

Fewest Allowed	Points
1. vs. South Carolina State, 12/14/11	21
2. vs. Presbyterian, 11/27/11	24
3. vs. <i>NC Central</i> , 12/2/13	27
4. vs. <i>Charleston Southern</i> , 11/8/13	29
5. vs. Furman, 12/11/11	33
vs. Savannah State, 12/5/10	33

Most Allowed	Points
1. at Clemson, 11/19/09	94
2. vs. North Carolina, 12/20/09	93
3. vs. Xavier, 11/12/10	84
4. at Tennessee, 2/17/11	82
at Florida, 2/22/09	82

Margin of Outcome

Victory	Score	Margin
1. vs. <i>Charleston Southern</i> , 11/8/13	99-29	+70
2. vs. <i>NC Central</i>	79-27	+52
3. vs. South Carolina State, 12/14/11	66-21	+45
4. vs. Furman, 12/11/11	72-33	+39
5. at <i>San Diego State</i> , 11/23/13	88-54	+34
vs. Furman, 12/9/12	69-35	+34

Defeat	Score	Margin
1. at Stanford, 11/26/10	32-70	-38
2. vs. Georgia, 3/4/11	34-66	-32
3. vs. Stanford, 12/19/08	47-78	-31
4. at Penn State, 11/21/10	48-78	-30
5. vs. Connecticut, 12/28/08	48-77	-29

Field Goals

Made	FGM
1. vs. <i>Charleston Southern</i> , 11/8/13	39
2. vs. North Carolina, 12/20/09	34
at Clemson, 11/19/09	34
4. vs. North Carolina, 12/18/11	33
5. vs. Eastern Michigan, 3/17/12	32

Attempts	FGA
1. vs. Penn State, 11/20/11	76
2. at Clemson, 11/19/09	74
3. vs. Tennessee, 1/20/11	73
4. vs. Kansas, 3/25/13	72
5. vs. NC State, 12/13/09	71

Highest Percentage (Min. 40 FGA)	FGM-A	Pct
1. vs. <i>Charleston Southern</i> , 11/8/13	39-64	.609
2. at Alabama, 1/10/10	31-52	.596
3. vs. <i>NC Central</i> , 12/2/13	31-53	.585
4. vs. <i>Seton Hall</i> , 11/17/13	26-45	.578
5. at Kentucky, 2/14/13	28-50	.560

Lowest Percentage (Min. 40 FGA)	FGM-A	Pct
1. at Stanford, 11/26/10	12-55	.218
2. vs. Georgia, 3/4/11	12-52	.231
3. at Florida, 1/20/13	15-64	.234
4. at Kentucky, 2/5/09	13-55	.236
5. at Georgia, 1/2/11	13-54	.241

Lowest Percentage Allowed	FGM-A	Pct
1. vs. South Carolina State, 12/14/11	6-48	.125
2. vs. <i>NC Central</i> , 12/2/13	8-50	.160
3. vs. <i>Charleston Southern</i> , 11/8/13	10-54	.185
4. vs. Hampton, 11/22/12	11-57	.193
5. vs. Furman, 12/9/12	11-46	.239
vs. Clemson, 11/18/12	11-46	.239

Highest Percentage Allowed	FGM-A	Pct
1. vs. Connecticut, 12/28/08	35-62	.565
vs. Florida, 1/9/11	26-46	.565
3. vs. Xavier, 11/12/10	34-61	.557
4. at Kentucky, 1/13/11	30-55	.545
5. vs. Vanderbilt, 2/27/11	27-50	.540

3-Point Field Goals

Made	3FGM
1. at <i>San Diego State</i> , 11/23/13	9
vs. <i>College of Charleston</i> , 11/14/13	9
vs. Savannah State, 11/15/12	9
at Arkansas, 2/6/11	9
at Ole Miss, 1/16/11	9
vs. North Carolina, 12/18/11	9
vs. Ole Miss, 1/26/12	9

Attempts	3FGA
1. vs. Penn State, 11/20/11	29
2. vs. <i>College of Charleston</i> , 11/14/13	28
vs. North Carolina, 12/19/10	28
4. vs. Savannah State, 11/15/12	25
at Ole Miss, 1/16/11	25

Percentage (Min. 5 3FGA)	3FGM-A	Pct
1. vs. Western Carolina, 12/29/12	6-9	.667
at Alabama, 1/10/10	8-12	.667
vs. Charlotte, 12/21/08	8-12	.667
4. vs. Florida, 2/12/12	8-13	.615
5. at Alabama, 2/19/12	5-9	.556

Free Throws

Made	FTM
1. at Mississippi State, 1/6/13	32
2. vs. <i>Seton Hall</i> , 11/17/13	30
3. vs. SC State, 12/21/12	27
4. at Ole Miss, 1/22/09	26
5. at <i>Charlotte</i> , 12/8/13	25

Attempts	FTA
1. at Mississippi State, 1/6/13	50
2. vs. <i>Seton Hall</i> , 11/17/13	44
vs. SC State, 12/21/12	44
4. vs. <i>College of Charleston</i> , 11/14/13	42
5. at Xavier, 11/30/11	38

Percentage (Min. 10 FTA)	FTM-A	Pct
1. vs. Auburn, 1/2/09	23-26	.885
2. vs. San Diego State, 11/28/09	14-16	.875
3. at Tennessee, 1/7/10	10-12	.833
4. at Auburn, 2/4/10	9-11	.818
5. vs. Davidson, 11/24/08	13-16	.813

Rebounding

Total	Rebs
1. vs. <i>College of Charleston</i> , 11/14/13	62
2. at Florida, 1/20/13	59
3. vs. Hampton, 11/22/12	57
4. at Alabama, 2/7/13	53
vs. Elon, 11/9/12	53
vs. Brown, 12/29/09	53

Offensive	ORebs
1. vs. Elon, 11/9/12	29
2. vs. College of Charleston, 11/23/11	27
3. vs. Kansas, 3/25/13	26
at Florida, 1/20/13	26
4. vs. Savannah State, 11/15/12	25
vs. Penn State, 11/20/11	25
at Penn State, 11/21/10	25

Defensive	DRebs
1. vs. <i>College of Charleston</i> , 11/14/13	39
vs. Hampton, 11/22/12	39
3. vs. Charlotte, 11/16/09	35
4. at Florida, 1/20/13	33
at Ole Miss, 1/22/09	33

Margin	Rebs	Margin
1. at Alabama, 2/7/13	53-24	+29
2. vs. Florida Gulf Coast, 11/23/12	46-20	+26
3. vs. Hampton, 11/22/12	57-32	+25
4. vs. <i>College of Charleston</i> , 11/14/13	62-38	+24
vs. Savannah State, 11/15/12	50-26	+24

Assists

Game	Assists
1. vs. <i>Charleston Southern</i> , 11/8/13	25
2. at <i>San Diego State</i> , 11/23/13	24
3. vs. Eastern Michigan, 3/17/12	22
4. vs. <i>NC Central</i> , 12/2/13	20
at Louisiana Tech, 11/12/12	20
vs. Alabama, 2/15/09	20

Steals

Game	Steals
1. vs. Furman, 12/11/11	21
2. vs. <i>Charleston Southern</i> , 11/8/13	17
3. vs. NC State, 12/12/10	16
vs. USC Upstate, 12/16/08	16
5. vs. Furman, 12/9/12	15
vs. High Point, 12/2/09	15
vs. Davidson, 11/24/08	15

Blocked Shots

Game	Blocks
1. vs. <i>Charleston Southern</i> , 11/14/13	12
2. vs. Eastern Michigan, 3/17/12	11
vs. Furman, 12/11/11	11
4. vs. <i>Seton Hall</i> , 11/17/13	9
vs. Furman, 12/9/12	9
at NC State, 12/4/11	9
vs. Alabama A&M, 11/14/11	9

Turnovers

Fewest	TOs
1. at Tennessee, 2/2/12	4
2. at Missouri, 2/28/13	5
vs. Georgia, 3/2/12	5
vs. Ole Miss, 3/3/11	5
5. vs. Stanford, 12/19/12	7
at Louisiana Tech, 11/12/12	7
vs. Tennessee, 3/3/12	7

The Last Time ...

Individual

Scored 50 Points

South Carolina 51, Jocelyn Penn vs. Stetson, 1/4/03
Opponent Never

Scored 40 Points

South Carolina 51, Jocelyn Penn vs. Stetson, 1/4/03
Opponent 46, Cornelia Gayden, LSU, 1/14/95

Scored 30 Points

South Carolina 30, Ieasia Walker vs. Clemson, 11/18/10
Opponent 32, LaQueta Ferguson, Florida International, 11/25/07

Grabbed 20 Rebounds

South Carolina 25, Kelsey Bone vs. Boston University, 12/28/09
Opponent 24, Courtney Paris, Oklahoma, 12/30/07

Grabbed 15 Rebounds

South Carolina 17, Aleighsa Welch vs. College of Charleston, 11/14/13
Opponent 15, Kelsey Bone, Texas A&M, 2/10/13

Two Players with 20 or More Points

South Carolina La'Keisha Sutton 21/Markeshia Grant 20 vs. North Carolina, 12/18/11
Opponent Monica Engelmann 27/Angel Goodrich 20, Kansas, 3/25/13

Two Players with 10 or More Rebounds

South Carolina Aleighsa Welch 17/Alaina Coates 14 vs. College of Charleston, 11/14/13
Opponent Quistelle Williams 10/Berna Calli 10, Arkansas, 1/27/13

Had 10 Assists

South Carolina 10, Samone Kennedy at Florida, 2/24/08
Opponent 11, Marneshia Richard, Mississippi State, 1/21/07

Had Five Steals

South Carolina 5, Tiffany Mitchell at Southern Cal, 11/25/13
Opponent 5, Sam Ramirez, Appalachian State, 3/16/11

Had Five Blocked Shots

South Carolina 5, Elem Ibiam vs. Charleston Southern, 11/8/13
Opponent 7, Isabelle Harrison, Tennessee, 1/3/13

Had a Double-Double

South Carolina Aleighsa Welch (17 pts/10 rebs) at Clemson, 11/20/13
Opponent Bri Kulas (26 pts/12 rebs), Missouri, 2/28/13

Two Players had a Double-Double

South Carolina Aleighsa Welch (12 pts/17 rebs)/Alaina Coates (11 pts/14 rebs) vs. College of Charleston, 11/14/13
Opponent Chiney Ogumike (11 pts/10 rebs)/Nnemkadi Ogumike (39 pts/10 rebs), Stanford, 3/24/12

Had a Triple-Double

South Carolina Iva Sliskovic (18 pts, 15 rebs, 10 assts) vs. High Point, 12/20/06
Opponent Never

Team

Scored 100 Points

South Carolina 102 vs. North Carolina A&T, 3/21/08
Opponent 103, Clemson, 11/21/03

Won by 30 or More Points

South Carolina 79-27 (52) vs. NC Central, 12/2/13
Opponent 66-34 (32), Georgia, 3/4/11

Shot 65% or Better from the Field

South Carolina .652 (45-69) vs. East Tennessee State, 12/19/00
Opponent Never

Shot 60% or Better from the Field

South Carolina .609 (39-64) vs. Charleston Southern, 11/8/13
Opponent .604 (29-48), Vanderbilt, 1/18/01

Shot 50% or Better from the Field

South Carolina .585 (31-53) vs. NC Central, 12/2/13
Opponent .535 (23-43), Missouri, 2/28/13

No Players in Double-Figure Points

South Carolina at Auburn, 1/19/12
Opponent Charleston Southern, 11/8/13

Five Players in Double-Figure Points

South Carolina vs. Seton Hall, 11/17/13
Opponent Arkansas, 2/14/10

Faced AP Top-25 Opponent

Win 55-50 vs. No. 5 Kentucky, 1/24/13
Loss 52-61 vs. No. 19 Texas A&M, 3/8/13

Faced AP Top-10 Opponent

Win 55-50 vs. No. 5 Kentucky, 1/24/13
Loss 78-74 at No. 7 Kentucky, 2/14/13

Faced AP Top-5 Opponent

Win 55-50 vs. No. 5 Kentucky, 1/24/13
Loss 49-53 vs. No. 1 Stanford, 12/19/12

Faced AP No. 1 Team

Win Never
Loss 49-53 vs. No. 1 Stanford, 12/19/12

Overtime Game

Win 58-55 vs. Drexel, 11/28/12
Loss 60-74 vs. Vanderbilt, 2/27/11

Double-Overtime Game

Win 92-91 at Florida State, 2/4/91
Loss 92-94 at Clemson, 11/19/09

South Carolina Was Ranked (AP Poll)

AP No. 1 Never
AP Top 10 No. 10, 2/18/02
AP Top 25 No. 10, 12/9/13



ALAINA COATES

**6-4
Freshman
Center
Irmo, S.C.
Dutch Fork**

#41

Miscellaneous Stats

	Season	Career
Double-Double	2	2
20+ Points	2	2
10+ Points	6	6
10+ Rebounds	2	2
Tm-High Pts.	2	2
Tm-High Rebs.	5	5

- Has played in nine games, including one start (LA Tech)
- Ranks among SEC's top 10 in blocks (4th) and rebounding (7th)
- Is among SEC's top 25 in scoring (25th) and offensive rebounds (15th)
- Stands as the league's top rebounding and third-highest scoring freshman
- Has led the team in scoring two times (Charleston Southern, at San Diego St.)
- Has led the team in rebounding five times (LA Tech, Seton Hall, at San Diego St., at USC, NC Central)
- Hit 7-of-8 shots against NC Central (Dec. 2), tied for third-best single-game percentage by a freshman in program history
- Scored 17 of her career-high 21 points at San Diego State (Nov. 23) in the second half, including a personal 7-0 run late in the game
- Made 11 free throws at San Diego State (Nov. 23), second-most by a Gamecock freshman in school history while her 15 attempts tied the freshman record
- Named SEC Freshman of the Week (Nov. 18) after averaging a double-double in two games (CofC, Seton Hall)
- Swatted four blocks against Seton Hall (Nov. 17) to tie for fourth all-time among Gamecock freshmen
- Grabbed 14 rebounds against CofC (Nov. 14), 10 in the second half, to tie for third in school history among freshmen, one shy of the freshman school record

2013-14 Game-by-Game

Opponent	Date	GS	MIN	FG-A	3FG-A	FTA	Reb	PF	A	TO	B	S	TP
Chas. Sthrn.	11/08	17	9-14	0-0	2-2	4-3-7	2	1	1	2	1	20	
LA Tech	11/10	*	19	6-10	0-0	0-3	5-5-10	3	0	0	0	12	
CofC	11/14		13	3-6	0-0	5-9	5-9-14	2	0	1	3	0	11
Seton Hall	11/17		19	4-5	0-0	2-6	3-5-8	3	1	0	4	1	10
at Clemson	11/20		15	2-5	0-0	5-8	1-5-6	4	0	1	1	2	9
at San Diego State	11/23		22	5-6	0-0	11-15	1-7-8	4	0	0	1	0	21
at USC	11/25		17	4-7	0-0	0-1	1-8-9	4	0	2	0	1	8
NC Central	12/02		22	7-8	0-0	1-2	2-5-7	3	1	1	2	1	15
at Charlotte	12/08		12	0-4	0-0	2-2	2-2-4	0	0	0	2	0	2
vs. N. Carolina	12/18												
Winthrop	12/20												
SC State	12/22												
Savannah St.	12/28												
at Arkansas*	01/02												
Vanderbilt*	01/05												
Kentucky*	01/09												
at Auburn*	01/12												
at Texas A&M*	01/16												
Alabama*	01/19												
at Vanderbilt*	01/26												
Ole Miss*	01/30												
Missouri*	02/02												
at Miss. State*	02/06												
Arkansas*	02/09												
at LSU*	02/16												
at Kentucky*	02/20												
Florida*	02/23												
Georgia*	02/27												
at Tennessee*	03/02												

Career Highs – All Games

Pts 21 at San Diego St., 11/23/13
 FG 9 vs. Chas. Southern, 11/8/13
 FGA..... 14 vs. Chas. Southern, 11/8/13
 FG %... .875 (7-8) vs. NC Central, 12/2/13
 FT..... 11 at San Diego St., 11/23/13
 FTA..... 15 at San Diego St., 11/23/13
 FT % .100 (2-2), 2x, last at Charlotte 12/8
 Rebs..... 14 vs. CofC, 11/14/13
 Off Rebs.. 5, 2x, last vs. CofC., 11/14/13
 Def Rebs..... 9 vs. CofC., 11/14/13
 Blks 4 vs. Seton Hall, 11/17/13
 Stls..... 2 at Clemson, 11/20/13
 Assts... 1, 3x, last vs. NC Central, 12/2/13
 Min.... 22, 2x, last vs. NCCU, 12/2/13

Season Highs – All Games

Pts 21 at San Diego St., 11/23/13
 FG 9 vs. Charleston Southern, 11/8/13
 FGA..... 14 vs. Chas. Southern, 11/8/13
 FG %..... .875 (7-8) vs. NC Central, 12/2/13
 FT..... 11 at San Diego St., 11/23/13
 FTA..... 15 at San Diego St., 11/23/13
 FT % .100 (2-2), 2x, last at Charlotte 12/8
 Rebs..... 14 vs. C. of Charleston, 11/14/13
 Off Rebs 5, 2x, last vs. CofC, 11/14/13
 Def Rebs..... 9 vs. CofC., 11/14/13
 Blks 4 vs. Seton Hall, 11/17/13
 Stls..... 2 at Clemson, 11/20/13
 Assts..... 1, 3x, last vs. NC Central, 12/2/13
 Min..... 22, 2x, last vs. NCCU, 12/2/13

Career – SEC Games

Pts
 FG
 FGA
 FG %.....
 FT
 FTA
 FT %.....
 Rebs.....
 Off Rebs
 Def Rebs.....
 Blks
 Stls.....
 Assts
 Min.....

Season Highs – SEC Games

Pts
 FG
 FGA
 FG %.....
 FT
 FTA
 FT %
 Rebs.....
 Off Rebs
 Def Rebs.....
 Blks
 Stls.....
 Assts
 Min.....

Career Stats at South Carolina

Year	GP	GS	Min	Avg	FG	FGA	Pct	3FG	FGA	Pct	FT	FTA	Pct	Off	Def	Tot	Avg	PF	FO	A	TO	Blk	Stl	Pts	Avg
2013-14	9	1	156	17.3	40	65	.615	0	0	—	28	48	.583	24	49	73	8.11	25	0	3	6	15	6	108	12.0



TIFFANY DAVIS

5-7
R-Freshman
Guard
Houston, Texas
Westbury Christian

#15

Miscellaneous Stats

	Season	Career
Double-Double	0	0
10+ Points	0	0
5+ Assists	0	0
5+ Steals	0	1
Tm-High Pts.	0	0
Tm-High Assts.	0	0

- Has played in seven games, missing two (at USC, vs. NC Central) due to a shoulder injury suffered at San Diego State
- Returned to action at Charlotte after recovering from shoulder injury, playing a steady eight minutes
- Matched her career high with three assists in just three minutes at San Diego State (Nov. 23) before a first-half shoulder injury ended her game
- Scored a career-high seven points against College of Charleston (Nov. 14), hitting 2-of-4 from the field, including a 3-pointer, while dishing out three assists
- Returned from knee surgery last season to score five points on 2-of-3 shooting in the season opener against Charleston Southern (Nov. 8)

2013-14 Game-by-Game

Opponent	Date	GS	MIN	FG-A	3FG-A	FTA	Reb	PF	A	TO	B	S	TP
Chas. Sthrn.	11/08	16	2-3	0-0	1-3	1-1-2	1	1	2	1	0	5	
LA Tech	11/10	10	1-4	1-4	0-0	1-1-2	0	1	2	0	1	3	
CofC	11/14	19	2-4	1-2	2-2	0-1-1	0	3	2	0	1	7	
Seton Hall	11/17	5	0-0	0-0	0-0	0-1-1	0	0	1	0	0	0	
at Clemson	11/20	10	0-0	0-0	0-0	0-0-0	0	1	0	0	0	0	
at San Diego State	11/23	3	0-1	0-0	0-0	0-0-0	0	3	0	0	0	0	
at USC	11/25												— DNP (Injury) —
NC Central	12/02												— DNP (Injury) —
at Charlotte	12/08	8	0-0	0-0	0-0	0-0-0	1	0	1	0	0	0	
vs. N. Carolina	12/18												
Winthrop	12/20												
SC State	12/22												
Savannah St.	12/28												
at Arkansas*	01/02												
Vanderbilt*	01/05												
Kentucky*	01/09												
at Auburn*	01/12												
at Texas A&M*	01/16												
Alabama*	01/19												
at Vanderbilt*	01/26												
Ole Miss*	01/30												
Missouri*	02/02												
at Miss. State*	02/06												
Arkansas*	02/09												
at LSU*	02/16												
at Kentucky*	02/20												
Florida*	02/23												
Georgia*	02/27												
at Tennessee*	03/02												

Career Highs – All Games

Pts 7 vs. C. of Charleston, 11/14/13
FG 2, 3x, last vs. CofC, 11/14/13
FGA 4, 3x, last vs. CofC, 11/14/13
FG %667 (2-3) vs. Char. Sthrn., 11/8/13
3FG 1, 3x, last vs. CofC, 11/14/13
3FGA 4 vs. LA Tech, 11/10/13
3FG %
FT 2, 2x, last vs. CofC, 11/14/13
FTA 3 vs. Chas. Southern, 11/8/13
FT % 1.00 (2-2), 2x, last vs. CofC, 11/14/13
Rebs 3 vs. Elon, 11/9/12
Off Rebs 1, 3x, last vs. La Tech, 11/10/13
Def Rebs 2 vs. Elon, 11/9/12
Stls 5 vs. Elon, 11/9/12
Assts 3, 3x, last at San Diego St., 11/23/13
Min 20 vs. Elon, 11/9/12

Season Highs – All Games

Pts 7 vs. C. of Charleston, 11/14
FG 2, 3x, last vs. CofC, 11/14
FGA 4, 3x, last vs. CofC, 11/14
FG %667 (2-3) vs. Char. Sthrn., 11/8
3FG 1, 3x, last vs. CofC, 11/14
3FGA 4 vs. LA Tech, 11/10
3FG %
FT 2, 2x, last vs. CofC, 11/14
FTA 3 vs. Chas. Southern, 11/8
FT % 1.00 (2-2), 2x, last vs. CofC, 11/14
Rebs 2, 2x, last vs. LA Tech, 11/10
Off Rebs 1, 3x, last vs. La Tech, 11/10
Def Rebs 1, 4x, last vs. Seton Hall, 11/17
Stls 1, 2x, last vs. CofC, 11/14
Assts 3, 2x, last at San Diego St., 11/23/13
Min 19 vs. C. of Charleston, 11/14

Career – SEC Games

Pts
FG
FGA
FG %
3FG
3FGA
3FG %
FT
FTA
FT %
Rebs
Off Rebs
Def Rebs
Stls
Assts
Min

Season Highs – SEC Games

Pts
FG
FGA
FG %
3FG
3FGA
3FG %
FT
FTA
FT %
Rebs
Off Rebs
Def Rebs
Stls
Assts
Min

Career Stats at South Carolina

Year	GP	GS	Min	Avg	FG	FGA	Pct	3FG	FGA	Pct	FT	FTA	Pct	Off	Def	Tot	Avg	PF	FO	A	TO	Blk	Stl	Pts	Avg
2012-13	3	0	40	13.3	4	8	.500	1	4	.250	3	4	.750	1	3	4	1.3	1	0	4	2	0	5	12	4.0
2013-14	7	0	71	10.1	5	12	.417	2	6	.333	3	5	.600	2	4	6	0.8	2	0	9	8	1	2	15	2.1
Career Totals	10	0	111	11.1	9	20	.450	3	10	.300	6	9	.667	3	7	10	1.0	4	0	13	10	1	7	27	2.7



ASIA DOZIER

6-0
Sophomore
Guard/Forward
Columbia, S.C.
Spring Valley

#31

Miscellaneous Stats

	Season	Career
Double-Double	0	0
10+ Points	3	5
10+ Rebounds	0	1
5+ Assists	1	2
Tm-High Pts.	1	1
Tm-High Assts.	1	2

- Has played in every game this season, starting eight
- Has led the team in scoring one time (CofC)
- Had led the team in assists one time (at Charlotte)
- Responded well to coming off the bench at Charlotte, contributing in every category – 10 points, four assists, five rebounds, two steals in 32 minutes
- Scored all of her career-high 16 points at San Diego State (Nov. 23) in the first half, hitting 3-of-6 3s in her 17 minutes before halftime
- Posted a career-high 16 points against College of Charleston (Nov. 14) to lead the team in scoring for first time in her career

2013-14 Game-by-Game

Opponent	Date	GS	MIN	FG-A	3FG-A	FTA	Reb	PF	A	TO	B	S	TP
Chas. Sthrn.	11/08	*	17	1-3	0-0	2-2	2-1-3	1	5	1	1	2	4
LA Tech	11/10	*	21	3-5	1-1	0-0	0-1-1	1	0	3	0	0	7
CofC	11/14	*	25	6-12	4-8	0-0	0-2-2	1	3	1	0	0	16
Seton Hall	11/17	*	27	2-6	2-4	0-0	0-4-4	2	2	3	0	2	6
at Clemson	11/20	*	30	2-9	0-5	0-1	3-6-9	3	0	2	0	0	4
at San Diego State	11/23	*	28	5-13	4-10	2-2	3-0-3	2	0	2	0	2	16
at USC	11/25	*	25	1-4	0-1	2-2	0-2-2	1	2	3	0	0	4
NC Central	12/02	*	18	2-3	1-2	1-2	0-2-2	0	1	0	0	0	6
at Charlotte	12/08		32	4-7	0-1	2-3	2-3-5	1	4	5	1	2	10
vs. N. Carolina	12/18												
Winthrop	12/20												
SC State	12/22												
Savannah St.	12/28												
at Arkansas*	01/02												
Vanderbilt*	01/05												
Kentucky*	01/09												
at Auburn*	01/12												
at Texas A&M*	01/16												
Alabama*	01/19												
at Vanderbilt*	01/26												
Ole Miss*	01/30												
Missouri*	02/02												
at Miss. State*	02/06												
Arkansas*	02/09												
at LSU*	02/16												
at Kentucky*	02/20												
Florida*	02/23												
Georgia*	02/27												
at Tennessee*	03/02												

Career Highs – All Games

Pts 16, 2x, last at San Diego St., 11/23/13
FG 6 vs. C. of Charleston, 11/14/13
FGA..... 13 at San Diego St., 11/23/13
FG %... 1.00 (4-4) at Kentucky, 2/14/13
3FG... 4, 2x, last at San Diego St., 11/23/13
3FGA..... 10 at San Diego St., 11/23/13
3FG %... 1.00 (2-2) at Kentucky, 2/14/13
FT..... 4 vs. Elon, 11/9/12
FTA..... 7 vs. Elon, 11/9/12
FT%.. 1.00 (2-2), 4x, last at USC, 11/25/13
Rebs..... 10 vs. Elon, 11/9/12
Off Rebs 4 vs. Elon, 11/9/12
Def Rebs .. 6, 2x, last at Clemson, 11/20/13
Blks..... 1, 6x, last at Charlotte, 12/8/13
Stls..... 2, 5x, last at Charlotte, 12/8/13
Assts.. 5, 2x, last vs. Chas. Sthrn., 11/8/13
Min..... 32 at Charlotte, 12/8/13

Season Highs – All Games

Pts .. 16, 2x, last at San Diego St., 11/23/13
FG 6 vs. C. of Charleston, 11/14/13
FGA..... 13 at San Diego St., 11/23/13
FG %... .600 (3-5) vs. LA Tech, 11/10/13
3FG .. 4, 2x, last at San Diego St., 11/23/13
3FGA..... 10 at San Diego St., 11/23/13
3FG %..... .500 (4-8) vs. CofC, 11/14/13
FT..... 2, 4x, last at Charlotte, 12/8/13
FTA..... 3 at Charlotte, 12/8/13
FT%.. 1.00 (2-2), 3x, last at USC, 11/25/13
Rebs..... 9 at Clemson, 11/20/13
Off Rebs .. 3, 2x, last at San Diego St., 11/23/13
Def Rebs..... 6 at Clemson, 11/20/13
Blks 1, 2x, last at Charlotte, 12/8/13
Stls..... 2, 4x, last at Charlotte, 12/8/13
Assts 5 vs. Chas. Southern, 11/8/13
Min..... 32 at Charlotte, 12/8/13

Career – SEC Games

Pts 10 at Kentucky, 2/14/13
FG 4 at Kentucky, 2/14/13
FGA..... 10 vs. Ole Miss, 2/17/13
FG %... 1.00 (4-4) at Kentucky, 2/14/13
3FG 2 at Kentucky, 2/14/13
3FGA..... 6 at Ole Miss, 2/17/13
3FG %... 1.00 (2-2) at Kentucky, 2/14/13
FT..... 1 at Mississippi State, 1/6/13
FTA..... 2 at Mississippi State, 1/6/13
FT %... .500 (1-2) at Miss. State, 1/6/13
Rebs..... 6 at Ole Miss, 2/17/13
Off Rebs..... 2 at Ole Miss, 2/17/13
Def Rebs..... 4, 2x, last at Ole Miss, 2/17/13
Blks 1 at Mississippi State, 1/6/13
Stls..... 1 at Alabama, 2/7/13
Assts 2 at Florida, 1/20/13
Min..... 20 vs. Vanderbilt, 1/10/13

Season Highs – SEC Games

Pts
FG
FGA.....
FG %.....
3FG
3FGA.....
3FG %.....
FT.....
FTA.....
FT %.....
Rebs.....
Off Rebs.....
Def Rebs.....
Blks
Stls.....
Assts
Min.....

Career Stats at South Carolina

Year	GP	GS	Min	Avg	FG	FGA	Pct	3FG	FGA	Pct	FT	FIA	Pct	Off	Def	Tot	Avg	PF	FO	A	TO	Blk	Stl	Pts	Avg
2012-13	31	0	398	12.8	28	134	.209	16	91	.176	11	24	.458	19	42	61	2.0	35	1	25	20	4	8	83	2.7
2013-14	9	8	223	24.8	26	62	.419	12	32	.375	9	12	.750	10	21	31	3.4	12	0	17	20	2	8	73	8.1
Career Totals	40	8	621	15.5	54	196	.276	28	123	.228	20	36	.556	29	63	92	2.3	47	1	42	40	6	16	156	3.9



INDIA FARMER

6-0
Freshman
Forward
North Myrtle Beach, S.C.
North Myrtle Beach

#0

Miscellaneous Stats

	Season	Career
Double-Double	0	0
10+ Points	0	0
10+ Rebounds	0	0
5+ Blocks	0	0
Tm-High Pts.	0	0
Tm-High Rebs.	0	0

- Has played in five games
- Scored her first career points on a 3-pointer against NC Central (Dec. 2), also snagging three rebounds in her 11 minutes of play

2013-14 Game-by-Game

Opponent	Date	GS	MIN	FG-A	3FG-A	FTA	Reb	PF	A	TO	B	S	TP
Chas. Sthrn.	11/08	6	0-0	0-0	0-0	0-0-0	0	0	0	0	0	0	0
LA Tech	11/10	1	0-0	0-0	0-0	0-0-0	0	0	0	0	0	0	0
CofC	11/14	5	0-0	0-0	0-0	0-0-0	1	0	0	0	0	0	0
Seton Hall	11/17					— DNP (Coach's Decision)							
at Clemson	11/20	1	0-0	0-0	0-0	0-0-0	0	0	0	0	0	0	0
at San Diego State	11/23					— DNP (Coach's Decision)							
at USC	11/25					— DNP (Coach's Decision)							
NC Central	12/02	11	1-3	1-2	0-0	1-2-3	1	0	0	0	0	0	3
at Charlotte	12/08					— DNP (Coach's Decision)							
vs. N. Carolina	12/18					— DNP (Coach's Decision)							
Winthrop	12/20												
SC State	12/22												
Savannah St.	12/28												
at Arkansas*	01/02												
Vanderbilt*	01/05												
Kentucky*	01/09												
at Auburn*	01/12												
at Texas A&M*	01/16												
Alabama*	01/19												
at Vanderbilt*	01/26												
Ole Miss*	01/30												
Missouri*	02/02												
at Miss. State*	02/06												
Arkansas*	02/09												
at LSU*	02/16												
at Kentucky*	02/20												
Florida*	02/23												
Georgia*	02/27												
at Tennessee*	03/02												

Career Highs – All Games

Pts 3 vs. NC Central, 12/2/13
 FG 1 vs. NC Central, 12/2/13
 FGA 3 vs. NC Central, 12/2/13
 FG %... .333 (1-3) vs. NCCU, 12/2/13
 3FG 1 vs. NC Central, 12/2/13
 3FGA 2 vs. NC Central, 12/2/13
 3FG % .500 (1-2) vs. NCCU, 12/2/13
 FT.....
 FTA.....
 FT %.....
 Rebs..... 3 vs. NC Central, 12/2/13
 Off Rebs 1 vs. NC Central, 12/2/13
 Def Rebs.... 2 vs. NC Central, 12/2/13
 Blks
 Stls.....
 Assts
 Min..... 11 vs. NC Central, 12/2/13

Season Highs – All Games

Pts3 vs. NC Central, 12/2/13
 FG1 vs. NC Central, 12/2/13
 FGA3 vs. NC Central, 12/2/13
 FG %..... .333 (1-3) vs. NCCU, 12/2/13
 3FG1 vs. NC Central, 12/2/13
 3FGA2 vs. NC Central, 12/2/13
 3FG %500 (1-2) vs. NCCU, 12/2/13
 FT.....
 FTA.....
 FT %.....
 Rebs..... 3 vs. NC Central, 12/2/13
 Off Rebs 1 vs. NC Central, 12/2/13
 Def Rebs.... 2 vs. NC Central, 12/2/13
 Blks
 Stls.....
 Assts
 Min..... 11 vs. NC Central, 12/2/13

Career – SEC Games

Pts
 FG
 FGA
 FG %.....
 FT.....
 FTA.....
 FT %.....
 Rebs.....
 Off Rebs
 Def Rebs.....
 Blks
 Stls.....
 Assts
 Min.....

Season Highs – SEC Games

Pts
 FG
 FGA
 FG %.....
 FT.....
 FTA.....
 FT %.....
 Rebs.....
 Off Rebs
 Def Rebs.....
 Blks
 Stls.....
 Assts
 Min.....

Career Stats at South Carolina

Year	GP	GS	Min	Avg	FG	FGA	Pct	3FG	FGA	Pct	FT	FTA	Pct	Off	Def	Tot	Avg	PF	FO	A	TO	Blk	Stl	Pts	Avg
2013-14	5	0	24	4.8	1	3	.333	1	2	.500	0	0	—	1	2	3	0.6	2	0	0	0	0	0	3	0.6



OLIVIA GAINES

5-7
Junior
Guard
Chester, S.C.
Louisburg College (N.C.)

#2

Miscellaneous Stats

	Season	Career
Double-Double	0	0
10+ Points	0	0
10+ Rebounds	0	0
5+ Assists	1	1
Tm-High Pts.	0	0
Tm-High Assts.	0	0

- Has played in seven games
- Was solid in 18 minutes against NC Central (Dec. 2), hitting a pair of field goals, pulling down five rebounds and handing out four assists with just one turnover
- Made a statement in her debut with four points, five assists, four rebounds and three steals in 17 minutes against Charleston Southern (Nov. 8)

2013-14 Game-by-Game

Opponent	Date	GS	MIN	FG-A	3FG-A	FTA	Reb	PF	A	TO	B	S	TP
Chas. Sthrn.	11/08	17	2-3	0-0	0-0	2-2-4	0	5	1	1	3	4	
LA Tech	11/10	9	1-2	0-0	0-1	3-1-4	1	3	1	1	0	2	
CofC	11/14	11	0-1	0-0	2-2	0-1-1	1	0	1	0	1	2	
Seton Hall	11/17	5	0-0	0-0	0-1-1	2	1	0	0	0	0	0	
at Clemson	11/20					— DNP (Coach's Decision)							
at San Diego State	11/23	5	0-0	0-0	1-2	1-0-1	0	1	0	0	1	1	
at USC	11/25					— DNP (Coach's Decision)							
NC Central	12/02	18	2-3	0-1	0-0	1-4-5	1	4	1	0	1	4	
at Charlotte	12/08	4	0-0	0-0	0-0	0-1-1	1	0	0	0	0	0	
vs. N. Carolina	12/18												
Winthrop	12/20												
SC State	12/22												
Savannah St.	12/28												
at Arkansas*	01/02												
Vanderbilt*	01/05												
Kentucky*	01/09												
at Auburn*	01/12												
at Texas A&M*	01/16												
Alabama*	01/19												
at Vanderbilt*	01/26												
Ole Miss*	01/30												
Missouri*	02/02												
at Miss. State*	02/06												
Arkansas*	02/09												
at LSU*	02/16												
at Kentucky*	02/20												
Florida*	02/23												
Georgia*	02/27												
at Tennessee*	03/02												

Career Highs – All Games

Pts 4, 2x, last vs. NCCU, 12/2/13
FG 2, 2x, last vs. NCCU, 12/2/13
FGA 3, 2x, last vs. NCCU, 12/2/13
FG %	.. .667 (2-3), 2x, last vs. NCCU, 12/2/13
3FG
3FGA 1 vs. NC Central, 12/2/13
3FG %
FT 2 vs. C. of Charleston, 11/14/13
FTA 2, 2x, last at San Diego St., 11/23/13
FT %	... 1.00 (2-2) vs. CofC, 11/14/13
Rebs 5 vs. NC Central, 12/2/13
Off Rebs 3 vs. La Tech, 11/10/13
Def Rebs 4 vs. NC Central, 12/2/13
Blks	.. 1, 2x, last vs. LA Tech, 11/10/13
Stls 3 vs. Chas. Southern, 11/8/13
Assts 5 vs. Chas. Southern, 11/8/13
Min 18 vs. NC Central, 12/2/13

Season Highs – All Games

Pts 4, 2x, last vs. NCCU, 12/2
FG 2, 2x, last vs. NCCU, 12/2
FGA 3, 2x, last vs. NCCU, 12/2
FG %	.. .667 (2-3), 2x, last vs. NCCU, 12/2
3FG
3FGA 1 vs. NC Central, 12/2
3FG %
FT 2 vs. C. of Charleston, 11/14
FTA 2, 2x, last at San Diego St., 11/23
FT % 1.00 (2-2) vs. CofC, 11/14
Rebs 5 vs. NC Central, 12/2
Off Rebs 3 vs. La Tech, 11/10
Def Rebs 4 vs. NC Central, 12/2
Blks 1, 2x, last vs. LA Tech, 11/10
Stls 3 vs. Chas. Southern, 11/8
Assts 5 vs. Chas. Southern, 11/8
Min 18 vs. NC Central, 12/2

Career – SEC Games

Pts
FG
FGA
FG %
3FG
3FGA
3FG %
FT
FTA
FT %
Rebs
Off Rebs
Def Rebs
Blks
Stls
Assts
Min

Season Highs – SEC Games

Pts
FG
FGA
FG %
3FG
3FGA
3FG %
FT
FTA
FT %
Rebs
Off Rebs
Def Rebs
Blks
Stls
Assts
Min

Career Stats at South Carolina

Year	GP	GS	Min	Avg	FG	FGA	Pct	3FG	FGA	Pct	FT	FTA	Pct	Off	Def	Tot	Avg	PF	FO	A	TO	Blk	Stl	Pts	Avg
2013-14	7	0	69	9.9	5	9	.556	0	1	.000	3	5	.600	7	10	17	2.4	6	0	14	4	2	6	13	1.9



ELEM IBIAM

**6-4
Junior
Center
Fayetteville, Ga.
Fayette County**

#33

Miscellaneous Stats

	Season	Career
Double-Double	0	1
10+ Points	6	13
10+ Rebounds	0	2
5+ Blocks	1	3
Tm-High Pts.	2	4
Tm-High Rebs.	2	7

- Has started all nine games this season
- Ranks second in the SEC and 30th in the nation with 2.4 blocks per game
- Has led the team in scoring twice (Seton Hall, at Charlotte)
- Has led the team in rebounding twice (Seton Hall, at Charlotte)
- Matched her career high with 19 points at Charlotte (Dec. 8), dominating first half with 10 points and six (of her nine total) rebounds to keep game close while Aleighsa Welch was on the bench with foul trouble
- Scored seven of her 11 points and grabbed six of her eight rebounds against Louisiana Tech (Nov. 10) in the first 10 minutes of the second half
- Tied for fourth-best perfect shooting night in Colonial Life Arena history, going 7-of-7 from the field against Charleston Southern (Nov. 8)
- Matched her career high and third in Colonial Life Arena history with five blocks against Charleston Southern (Nov. 8)

2013-14 Game-by-Game

Opponent	Date	GS	MIN	FG-A	3FG-A	FTA	Reb	PF	A	TO	B	S	TP
Chas. Sthrn.	11/08	*	20	7-7	0-0	3-5	1-5-6	0	0	1	5	2	17
LA Tech	11/10	*	24	3-6	0-0	5-10	2-6-8	5	1	3	3	1	11
CofC	11/14	*	23	5-8	0-0	2-5	2-4-6	2	0	0	3	1	12
Seton Hall	11/17	*	29	5-10	0-0	8-9	1-7-8	2	0	2	3	0	18
at Clemson	11/20	*	25	5-6	0-0	0-0	3-3-6	2	1	0	1	1	10
at San Diego State	11/23	*	21	2-3	0-0	1-2	1-3-4	3	1	1	1	1	5
at USC	11/25	*	19	2-5	0-0	0-0	2-3-5	5	1	2	2	0	4
NC Central	12/02	*	20	0-1	0-0	2-2	0-3-3	2	0	1	1	0	2
at Charlotte	12/08	*	30	7-14	0-0	5-7	2-7-9	2	0	1	3	1	19
vs. N. Carolina	12/18												
Winthrop	12/20												
SC State	12/22												
Savannah St.	12/28												
at Arkansas*	01/02												
Vanderbilt*	01/05												
Kentucky*	01/09												
at Auburn*	01/12												
at Texas A&M*	01/16												
Alabama*	01/19												
at Vanderbilt*	01/26												
Ole Miss*	01/30												
Missouri*	02/02												
at Miss. State*	02/06												
Arkansas*	02/09												
at LSU*	02/16												
at Kentucky*	02/20												
Florida*	02/23												
Georgia*	02/27												
at Tennessee*	03/02												

Career Highs – All Games

Pts ... 19, 2x, last at Charlotte, 12/8/13
FG 8 vs. Alabama, 3/7/13
FGA 14 at Charlotte, 12/8/13
FG % 1.00 (7-7) vs. Charleston Southern, 11/8/13
FT 8 vs. Seton Hall, 11/17/13
FTA 10 vs. LA Tech, 11/10/13
FT % 1.000 (2-2), 2x, last vs. Eastern Michigan, 3/17/12
Rebs 11 vs. Elon, 11/9/12
Off Rebs 6 vs. Elon, 11/9/12
Def Rebs 7, 3x, last at Charlotte, 12/8/13
Blks ... 5, 2x, last vs. Chas. Sthrn., 11/8/13
Stls ... 2, 3x, last vs. Chas. Sthrn., 11/8/13
Assts .. 3 vs. South Dakota St., 3/23/13
Min 30 at Charlotte, 12/8/13

Season Highs – All Games

Pts 19 at Charlotte, 12/8
FG 7, 2x, last at Charlotte, 12/8
FGA 14 at Charlotte, 12/8
FG % 1.00 (7-7) vs. Charleston Southern, 11/8
FT 8 vs. Seton Hall, 11/17
FTA 10 vs. LA Tech, 11/10
FT %889 (8-9) vs. Seton Hall, 11/17
Rebs 9 at Charlotte, 12/8
Off Rebs 3 at Clemson, 11/20
Def Rebs 7, 3x, last at Charlotte, 12/8
Blks ... 5 vs. Charleston Southern, 11/8
Stls 2 vs. Charleston Southern, 11/8
Assts 1, 4x, last at USC, 11/25
Min 30 at Charlotte, 12/8

Career – SEC Games

Pts 15 at Kentucky, 2/14/13
FG 6 at Kentucky, 2/14/13
FGA 8 at Alabama, 2/7/13
FG %857 (6-7) at Kentucky, 2/14/13
FT 5 vs. Mississippi State, 2/24/13
FTA 8 vs. Mississippi State, 2/24/13
FT % 1.00 (3-3) at Kentucky, 2/14/13
Rebs 8 vs. Kentucky, 1/24/13
Off Rebs 4, 2x, last vs. Ky., 1/24/13
Def Rebs 4 vs. Kentucky, 1/24/13
Blks 2, 5x, last vs. Miss. State, 2/24/13
Stls 1, 4x, last vs. Florida, 3/3/13
Assts 1 vs. Arkansas, 2/9/12
Min 22 at Kentucky, 2/14/13

Season Highs – SEC Games

Pts
FG
FGA
FG %
FT
FTA
FT %
Rebs
Off Rebs
Def Rebs
Blks
Stls
Assts
Min

Career Stats at South Carolina

Year	GP	GS	Min	Avg	FG	FGA	Pct	3FG	FGA	Pct	FT	FIA	Pct	Off	Def	Tot	Avg	PF	FO	A	TO	Blk	Stl	Pts	Avg
2011-12	25	0	197	7.9	26	59	.441	0	1	.000	22	35	.629	34	40	74	3.0	33	0	4	16	17	2	74	3.0
2012-13	30	0	472	15.7	64	131	.489	0	0	—	32	64	.500	52	83	135	4.5	48	1	8	20	30	11	160	5.3
2013-14	9	9	211	23.4	36	60	.600	0	0	—	26	40	.650	14	41	55	6.1	23	2	4	11	22	7	98	10.9
Career Totals	64	9	880	13.8	126	250	.504	0	1	.000	80	139	.576	100	164	264	4.1	104	3	16	47	69	20	332	5.2



TIFFANY MITCHELL

5-9
Sophomore
Guard
Charlotte, N.C.
Providence Day

#25

- Has started all nine games
- Over last five games, averaged 17.4 points on 61.7 percent shooting, 4.2 rebounds, 4.6 assists and 3.2 steals
- Ranks ninth in the SEC in scoring, third in field goal percentage, sixth in steals (2.6gm), 14th in assist-to-turnover ratio (1.6) and 15th in assists (3.6)
- Leads the team in points and steals and is second in assists
- Has led the team in scoring two times (at USC, NC Central)
- Has led the team in assists four times (at Clemson, at San Diego St., at USC, at Charlotte)
- Recorded 11 of her 15 points at Charlotte (Dec. 8) in the first half to keep Gamecocks just ahead of upset-minded 49ers
- Scored 12 of her 17 points at San Diego State in the second half, while handing out six of her career-high nine assists in the final 20 minutes as well

Miscellaneous Stats

	Season	Career
Double-Double	0	2
20+ Points	1	2
10+ Points	9	23
10+ Rebounds	0	5
5+ Assists	2	2
5+ Steals	2	3
Tm-High Pts.	2	9
Tm-High Rebs.	0	6
Tm-High Assts.	4	6

2013-14 Game-by-Game

Opponent	Date	GS	MIN	FG-A	3FG-A	FTA	Reb	PF	A	TO	B	S	TP
Chas. Sthrn.	11/08	*	21	6-10	0-0	0-0	1-0-1	0	1	0	0	5	12
LA Tech	11/10	*	27	4-9	1-4	1-3	0-4-4	1	3	2	0	1	10
CofC	11/14	*	26	3-7	2-3	3-7	3-5-8	1	1	2	0	0	11
Seton Hall	11/17	*	36	5-10	2-3	3-6	1-2-3	2	4	1	0	1	15
at Clemson	11/20	*	28	6-10	2-4	0-0	2-4-6	0	5	4	0	2	14
at San Diego State	11/23	*	26	6-10	1-2	4-5	1-2-3	2	9	1	0	3	17
at USC	11/25	*	34	6-9	0-1	10-13	3-3-6	3	4	6	0	5	22
NC Central	12/02	*	14	7-9	2-3	3-4	1-2-3	1	1	1	0	3	19
at Charlotte	12/08	*	36	4-9	0-2	7-7	1-2-3	0	4	3	0	3	15
vs. N. Carolina	12/18												
Winthrop	12/20												
SC State	12/22												
Savannah St.	12/28												
at Arkansas*	01/02												
Vanderbilt*	01/05												
Kentucky*	01/09												
at Auburn*	01/12												
at Texas A&M*	01/16												
Alabama*	01/19												
at Vanderbilt*	01/26												
Ole Miss*	01/30												
Missouri*	02/02												
at Miss. State*	02/06												
Arkansas*	02/09												
at LSU*	02/16												
at Kentucky*	02/20												
Florida*	02/23												
Georgia*	02/27												
at Tennessee*	03/02												

Career Highs – All Games

Pts 22 at USC, 11/25/13
FG 8 vs. Furman, 12/9/12
FGA 17 vs. Tennessee, 1/3/13
FG %... .833 (5-6) vs. Western Carolina, 12/29/12
3FG 2, 9x, last vs. NCCU, 12/2/13
3FGA 4, 3x, last at Clemson, 11/20/13
3FG %... 1.00 (2-2), 3x, last vs. Western Carolina, 12/29/12
FT 10 at USC, 11/25/13
FTA 13, 2x, last at USC, 11/25/13
FT % .. 1.00 (7-7) at Charlotte, 12/8/13
Rebs..... 11, 4x, last at Florida, 1/20/13
Off Rebs.....6 at Florida, 1/20/13
Def Rebs... 8, 2x, last at Seton Hall, 12/2/12
Blks 1, 4x last vs. Alabama, 3/7/13
Stls.....5, 3x, last at USC, 11/25/13
Assts9 at San Diego State, 11/23/13
Min..... 36, 4x, last at Charlotte, 12/8/13

Season Highs – All Games

Pts22 at USC, 11/25
FG7 vs. NC Central, 12/2
FGA.. 10, 4x, last at San Diego St., 11/23
FG %... .777 (7-9) vs. NC Central, 12/2
3FG 2, 4x, last vs. NC Central, 12/2
3FGA.....4, 2x, last at Clemson, 11/20
3FG %..... .667 (2-3), 3x, last, vs. NC Central, 12/2
FT.....10 at USC, 11/25
FTA.....13 at USC, 11/25
FT %..... 1.00 (7-7) at Charlotte, 12/8
Rebs.....8 vs. CofC, 11/14
Off Rebs.....3, 2x, last at USC, 11/25
Def Rebs.....5 vs. CofC, 11/14
Blks.....
Stls.....5, 2x, last at USC, 11/25
Assts9 at San Diego State, 11/23
Min..... 36, 2x, last at Charlotte, 12/8

Career – SEC Games

Pts 15 vs. Ole Miss, 2/17/13
FG 7 at Ole Miss, 2/17/13
FGA.....17 vs. Tennessee, 1/3/13
FG %... .600 (3-5) at Kentucky, 2/14/13
3FG 2 vs. Texas A&M, 2/10/13
3FGA....3, 3x, last vs. TAMU, 2/10/13
3FG %.... .667 (2-3) vs. TAMU, 2/10/13
FT.....6 vs. LSU, 1/17/13
FTA.....10 vs. LSU, 1/17/13
FT % .. 1.00 (4-4) at Missouri, 2/28/13
Rebs..... 11 at Florida, 1/20/13
Off Rebs6 at Florida, 1/20/13
Def Rebs..... 7 at Arkansas, 1/27/13
Blks 1, 2x last vs. LSU, 1/17/13
Stls.....3 vs. LSU, 1/17/13
Assts3 vs. LSU, 1/17/13
Min.....36, 2x, last at Arkansas, 1/13/13

Season Highs – SEC Games

Pts
FG
FGA.....
FG %.....
3FG
3FGA.....
3FG %.....
FT.....
FTA.....
FT %
Rebs.....
Off Rebs
Def Rebs.....
Blks
Stls.....
Assts
Min.....

Career Stats at South Carolina

Year	GP	GS	Min	Avg	FG	FGA	Pct	3FG	FGA	Pct	FT	FIA	Pct	Off	Def	Tot	Avg	PF	FO	A	TO	Blk	Stl	Pts	Avg
2012-13	33	30	927	28.1	107	282	.379	22	60	.367	68	111	.613	60	109	169	5.1	64	1	43	82	4	44	304	9.2
2013-14	9	9	248	27.6	47	83	.566	10	22	.455	31	45	.689	13	24	37	4.1	10	0	32	20	0	23	135	15.0
Career Totals	42	39	1175	28.0	154	365	.422	32	82	.390	99	156	.635	73	133	206	4.9	74	1	75	102	4	67	439	10.5



WILKA MONTOUT

6-3
Senior
Forward
Cayenne, French Guiana, France
Northeasten Oklahoma A&M

#12

Miscellaneous Stats

	Season	Career
Double-Double	0	0
10+ Points	0	2
10+ Rebounds	0	0
5+ Blocks	0	0
Tm-High Pts.	0	0
Tm-High Rebs.	0	0

- Has played in nine games
- Saw a season-high 23 minutes against NC Central (Dec. 2)
- Snagged a career-high eight rebounds against College of Charleston (Nov. 14)
- Opened season with seven points on 2-of-4 shooting, including a 3, and blocked two shots against Charleston Southern (Nov. 8)

2013-14 Game-by-Game

Opponent	Date	GS	MIN	FG-A	3FG-A	FTA	Reb	PF	A	TO	B	S	TP
Chas. Sthrn.	11/08	21	2-4	1-1	2-5	1-3-4	3	1	1	2	1	7	
LA Tech	11/10	11	0-0	0-0	0-0	3-0-3	0	0	0	0	0	0	
CofC	11/14	16	1-6	0-2	0-4	5-3-8	2	0	2	1	0	2	
Seton Hall	11/17	7	0-0	0-0	0-0	0-0-0	1	1	1	0	0	0	
at Clemson	11/20	13	0-6	0-0	1-2	2-2-4	0	0	1	0	0	1	
at San Diego State	11/23	17	1-2	0-1	0-0	0-2-2	3	0	1	0	0	2	
at USC	11/25	9	0-0	0-0	0-0	0-2-2	0	1	0	0	0	0	
NC Central	12/02	23	2-6	1-3	0-0	1-0-1	2	1	1	0	0	5	
at Charlotte	12/08	8	1-2	1-1	0-0	2-0-2	1	0	0	0	0	3	
vs. N. Carolina	12/18												
Winthrop	12/20												
SC State	12/22												
Savannah St.	12/28												
at Arkansas*	01/02												
Vanderbilt*	01/05												
Kentucky*	01/09												
at Auburn*	01/12												
at Texas A&M*	01/16												
Alabama*	01/19												
at Vanderbilt*	01/26												
Ole Miss*	01/30												
Missouri*	02/02												
at Miss. State*	02/06												
Arkansas*	02/09												
at LSU*	02/16												
at Kentucky*	02/20												
Florida*	02/23												
Georgia*	02/27												
at Tennessee*	03/02												

Career Highs – All Games

Pts 12 vs. Louisiana Tech, 11/12/12
FG 4, 3x, last vs. Furman, 12/9/12
FGA... 13 vs. Savannah State, 11/15/12
FG %.... .667 (2-3) at Missouri, 2/28/13
3FG..... 1, 8x, last at Charlotte, 12/8/13
3FGA... 3, 4x, last vs. NCCU, 12/2/13
3FG %..... .500 (1-2), 2x at Charlotte, 12/8/13
FT..... 3 at LA Tech, 11/12/12
FTA..... 5 vs. Chas. Southern, 11/8/13
FT %.... 1.00 (2-2), 4x, last at Mississippi State, 1/6/13

Rebs.. 8 vs. C. of Charleston, 11/14/13
Off Rebs.. 5, 2x, last vs. CofC, 11/14/13
Def Rebs.. 3, 3x, last vs. CofC, 11/14/13
Blks... 2, 2x, last vs. Chas. Sthrn., 11/8/13
Stls.... 1, 4x, last vs. Chas. Sthrn., 11/8/13
Assts..... 2, 2x, last vs. Vanderbilt, 1/10/13
Min..... 24 vs. Savannah State, 11/15/12

Career – SEC Games

Pts 4 at Missouri, 2/28/13
FG 2 at Missouri, 2/28/13
FGA.... 3, 4x, last at Missouri, 2/28/13
FG %667 (2-3) at Missouri, 2/28/13
3FG 1, 2x, last vs. Auburn, 2/3/13
3FGA.... 3, 2x, last at Alabama, 2/7/13
3FG %... .500 (1-2) vs. Auburn, 2/3/13
FT..... 2 at Mississippi State, 1/6/13
FTA .. 2, 2x, last vs. Miss. State, 2/24/13
FT % .. 1.000 (2-2) at Miss. St., 1/6/13
Rebs..... 4 at Mississippi State, 1/6/13
Off Rebs 2 vs. Tennessee, 1/3/13
Def Rebs.... 3 at Mississippi St., 1/6/13
Blks 1, 2x, last at Missouri, 2/28/13
Stls.....
Assts 2 vs. Vanderbilt, 1/10/13
Min..... 15 at Mississippi State, 1/6/13

Season Highs – All Games

Pts 7 vs. Charleston Southern, 11/8
FG 2, 2x, last vs. NC Central, 12/2
FGA.... 6, 3x, last vs. NC Central, 12/2
FG %.... .500 (2-4) vs. Chas. Sthrn., 11/8
3FG 1, 3x, last at Charlotte, 12/8
3FGA..... 3 vs. NC Central, 12/2
3FG %... .500 (1-2) at Charlotte, 12/8
FT..... 2 vs. Charleston Southern, 11/8
FTA..... 5 vs. Chas. Southern, 11/8
FT %.... .400 (2-5) vs. Chas. Sthrn., 11/8

Rebs..... 8 vs. C. of Charleston, 11/14
Off Rebs 5 vs. CofC, 11/14
Def Rebs.... 3, 2x, last vs. CofC, 11/14
Blks ... 2 vs. Charleston Southern, 11/8
Stls.... 1 vs. Charleston Southern, 11/8
Assts ... 1, 4x, last vs. NC Central, 12/2
Min..... 23 vs. NC Central, 12/2

Season Highs – SEC Games

Pts
FG
FGA.....
FG %.....
3FG
3FGA.....
3FG %.....
FT.....
FTA.....
FT %.....
Rebs.....
Off Rebs.....
Def Rebs.....
Blks.....
Stls.....
Assts.....
Min.....

Career Stats at South Carolina

Year	GP	GS	Min	Avg	FG	FGA	Pct	3FG	FGA	Pct	FT	FTA	Pct	Off	Def	Tot	Avg	PF	FO	A	TO	Blk	Stl	Pts	Avg
2012-13	29	0	293	10.1	26	94	.277	6	32	.188	13	19	.684	27	16	43	1.5	26	0	8	16	7	3	71	2.4
2013-14	9	0	125	13.9	7	26	.269	3	8	.375	3	11	.273	14	12	26	2.8	12	0	4	7	3	1	20	2.2
Career Totals	38	0	418	11.0	33	120	.275	9	40	.225	16	30	.533	41	28	69	1.8	38	0	12	23	10	4	91	2.4



LeANNA MORRISON

#21

5-5
R-Sophomore
Guard
Monck's Corner, S.C.
Charlotte

Miscellaneous Stats

	Season	Career
Double-Double	0	0
10+ Points	0	0
10+ Rebounds	0	0
5+ Assists	0	0
Tm-High Pts.	0	0
Tm-High Assts.	0	0

- Has played in all nine games
- Got a season-high 12 minutes against NC Central (Dec. 2), hitting her first career field goal – a 3-pointer in the second half
- Scored her first career points in her fourth game in the Garnet and Black, adding a pair of free throws against Seton Hall (Nov. 17)

2013-14 Game-by-Game

Opponent	Date	GS	MIN	FG-A	3FG-A	FTA	Reb	PF	A	TO	B	S	TP
Chas. Sthrn.	11/08	7	0-0	0-0	0-0	0-1-1	1	1	1	0	0	0	0
LA Tech	11/10	1	0-1	0-1	0-0	0-0-0	0	0	0	0	0	0	0
CofC	11/14	6	0-3	0-2	0-0	1-0-1	1	1	0	0	0	0	0
Seton Hall	11/17	2	0-0	0-0	2-2	0-0-0	0	0	0	0	0	1	2
at Clemson	11/20	2	0-0	0-0	0-0	0-0-0	0	0	0	0	0	0	0
at San Diego State	11/23	4	0-1	0-1	0-0	1-0-1	0	1	0	0	0	0	0
at USC	11/25	1	0-0	0-0	0-0	0-0-0	0	0	0	0	0	0	0
NC Central	12/02	12	1-3	1-2	0-0	2-0-2	0	0	0	0	0	0	3
at Charlotte	12/08	1	0-0	0-0	2-4	0-0-0	0	0	0	0	0	0	2
vs. N. Carolina	12/18												
Winthrop	12/20												
SC State	12/22												
Savannah St.	12/28												
at Arkansas*	01/02												
Vanderbilt*	01/05												
Kentucky*	01/09												
at Auburn*	01/12												
at Texas A&M*	01/16												
Alabama*	01/19												
at Vanderbilt*	01/26												
Ole Miss*	01/30												
Missouri*	02/02												
at Miss. State*	02/06												
Arkansas*	02/09												
at LSU*	02/16												
at Kentucky*	02/20												
Florida*	02/23												
Georgia*	02/27												
at Tennessee*	03/02												

Career Highs – All Games

Pts 3 vs. NC Central, 12/2/13
FG 1 vs. NC Central, 12/2/13
FGA..... 3, 2x, last vs. NCCU, 12/2/13
FG%333 (1-3) vs. NCCU, 12/2/13
3FG 1 vs. NC Central, 12/2/13
3FGA... 2, 2x, last vs. NCCU, 12/2/13
3FG%..... .500 (1-2) vs. NCCU, 12/2/13
FT..... 2, 2x, last at Charlotte, 12/8/13
FTA..... 4 at Charlotte, 12/8/13
FT%..1.00 (2-2) vs. Seton Hall, 11/17/13
Rebs.....2 vs. NC Central, 12/2/13
Off Rebs.... 2 vs. NC Central, 12/2/13
Def Rebs... 1 vs. Chas. Southern, 11/8/13
Stls..... 1 vs. Seton Hall, 11/17/13
Assts....1, 3x, last at San Diego St., 11/23/13
Min..... 12 vs. NC Central, 12/2/13

Season Highs – All Games

Pts3 vs. NC Central, 12/2
FG1 vs. NC Central, 12/2
FGA.... 3, 2x, last vs. NC Central, 12/2
FG%333 (1-3) vs. NCCU, 12/2
3FG1 vs. NC Central, 12/2
3FGA.. 2, 2x, last vs. NC Central, 12/2
3FG%... .500 (1-2) vs. NC Central, 12/2
FT.....2, 2x, last at Charlotte, 12/8
FTA.....4 at Charlotte, 12/8
FT%.....1.00 (2-2) vs. Seton Hall, 11/17
Rebs.....2 vs. NC Central, 12/2
Off Rebs.....2 vs. NC Central, 12/2
Def Rebs..... 1 vs. Chas. Southern, 11/8
Stls.....1 vs. Seton Hall, 11/17
Assts..... 1, 3x, last at San Diego St., 11/23
Min.....12 vs. NC Central, 12/2

Career – SEC Games

Pts
FG
FGA
FG %
3FG
3FGA
3FG %
FT
FTA
FT %
Rebs
Off Rebs
Def Rebs
Stls
Assts
Min

Season Highs – SEC Games

Pts
FG
FGA
FG %
3FG
3FGA
3FG %
FT
FTA
FT %
Rebs
Off Rebs
Def Rebs
Stls
Assts
Min

Career Stats at South Carolina

Year	GP	GS	Min	Avg	FG	FGA	Pct	3FG	FGA	Pct	FT	FTA	Pct	Off	Def	Tot	Avg	PF	FO	A	TO	Blk	Stl	Pts	Avg
2013-14	9	0	36	4.0	1	8	.125	1	6	.167	4	6	.667	4	1	5	0.5	2	0	3	1	0	1	7	0.8



TINA ROY

5-11
R-Sophomore
Guard
Kaplan, La.
Kaplan

#23

Miscellaneous Stats

	Season	Career
Double-Double	0	0
10+ Points	1	6
5+ Assists	2	2
5+ Steals	0	0
Tm-High Pts.	0	2
Tm-High Assts.	1	2

- Has played in nine games with one start (at Charlotte)
- Drew her first career start at Charlotte (Dec. 8)
- Made solid contributions against NC Central (Dec. 2) with five assists and a career-high six rebounds
- Found her shooting stroke in two games on the West Coast, including 11 points at USC (Nov. 25) on 3-of-5 accuracy and a pair of 3s at San Diego State (Nov. 23)
- Opened the season with a career-high seven assists against Charleston Southern (Nov.)

2013-14 Game-by-Game

Opponent	Date	GS	MIN	FG-A	3FG-A	FTA	Reb	PF	A	TO	B	S	TP
Chas. Sthrn.	11/08	22	2-6	1-4	0-0	0-3-3	0	7	0	0	0	0	5
LA Tech	11/10	19	1-9	0-4	0-0	0-1-1	1	2	0	0	1	2	
CofC	11/14	16	2-10	2-9	0-0	0-0-0	0	2	0	0	0	6	
Seton Hall	11/17	12	1-1	1-1	2-2	0-2-2	0	1	1	0	0	5	
at Clemson	11/20	15	1-4	0-3	1-1	2-1-3	1	0	2	0	0	3	
at San Diego State	11/23	19	2-6	2-4	0-0	0-1-1	0	2	1	1	0	6	
at USC	11/25	24	3-5	1-2	4-4	0-3-3	1	0	0	1	0	11	
NC Central	12/02	25	1-7	0-4	0-0	1-5-6	0	5	0	0	0	2	
at Charlotte	12/08	*	15	0-0	0-0	1-2	1-1-2	2	1	2	1	1	1
vs. N. Carolina	12/18												
Winthrop	12/20												
SC State	12/22												
Savannah St.	12/28												
at Arkansas*	01/02												
Vanderbilt*	01/05												
Kentucky*	01/09												
at Auburn*	01/12												
at Texas A&M*	01/16												
Alabama*	01/19												
at Vanderbilt*	01/26												
Ole Miss*	01/30												
Missouri*	02/02												
at Miss. State*	02/06												
Arkansas*	02/09												
at LSU*	02/16												
at Kentucky*	02/20												
Florida*	02/23												
Georgia*	02/27												
at Tennessee*	03/02												

Career Highs – All Games

Pts 15 vs. Presbyterian, 11/27/11
FG ... 5, 2x, last, vs. SC State, 12/14/11
FGA..... 12 vs. Georgia, 3/2/12
FG %..... .667 (2-3) at Florida, 1/8/12
3FG 5 vs. Presbyterian, 11/27/11
3FGA.... 9, 2x, last vs. CofC, 11/14/13
3FG % .600 (3-5) vs. Florida, 2/12/12
FT..... 3 vs. C. of Charleston, 11/23/11
FTA..... 4, 3x, last at USC, 11/25/13
FT % 1.000 (4-4) at USC, 11/25/13
Rebs..... 6 vs. NC Central, 12/2/13
Off Rebs 3 at LSU, 1/12/12
Def Rebs.... 5 vs. NC Central, 12/2/13
Stls..... 2 vs. Presbyterian, 11/27/11
Assts 7 vs. Chas. Southern, 11/8/13
Minutes... 25 vs. NC Central, 12/2/13

Season Highs – All Games

Pts 11 at USC, 11/25
FG 3 at USC, 11/25
FGA.... 10 vs. C. of Charleston, 11/14
FG %..... .600 (3-5) at USC, 11/25
3FG.... 2, 2x, last at San Diego St., 11/23
3FGA..... 9, 2x, last vs. CofC, 11/14
3FG %500 (2-4) at San Diego St., 11/23
FT..... 4 at USC, 11/25
FTA..... 4, 2x, last at USC, 11/25
FT % 1.000 (4-4) at USC, 11/25
Rebs..... 6 vs. NC Central, 12/2
Off Rebs 2 at Clemson, 11/20
Def Rebs..... 5 vs. NC Central, 12/2
Stls..... 1, 2x, last at Charlotte, 12/8
Assts 7 vs. Chas. Southern, 11/8
Minutes..... 25 vs. NC Central, 12/2

Career – SEC Games

Pts 11 vs. Florida, 2/12/12
FG 4 vs. Florida, 2/12/12
FGA..... 9 vs. Florida, 2/12/12
FG %..... .667 (2-3) at Florida, 1/8/12
3FG 3 vs. Florida, 2/12/12
3FGA..... 7 at LSU, 1/12/12
3FG %600 (3-5) vs. Florida, 2/12/12
FT..... 2, 2x, last vs. Kentucky, 1/5/12
FTA..... 3, 2x, last at Arkansas, 2/9/12
FT %.... .667 (2-3) vs. Kentucky, 1/5/12
Rebs..... 5 at LSU 1/12/12
Off Rebs 3 at LSU, 1/12/12
Def Rebs .. 2, 4x, last vs. Ole Miss, 1/26/12
Stls.... 1, 4x, last vs. Arkansas, 2/26/12
Assts 2 vs. Alabama, 1/11/12
Min..... 18 at LSU, 1/12/12

Season Highs – SEC Games

Pts
FG
FGA.....
FG %
3FG
3FGA.....
3FG %
FT.....
FTA.....
FT %
Rebs.....
Off Rebs
Def Rebs.....
Stls.....
Assts
Min.....

Career Stats at South Carolina

Year	GP	GS	Min	Avg	FG	FGA	Pct	3FG	FGA	Pct	FT	FIA	Pct	Off	Def	Tot	Avg	PF	FO	A	TO	Blk	Stl	Pts	Avg	
2011-12	34	0	383	11.3	53	181	.293	32	127	.252	10	22	.455	20	29	49	1.4	20	0	10	15	1	9	148	4.4	
2012-13	— Did Not Play —																									
2013-14	9	1	167	18.6	13	48	.271	7	31	.226	8	9	.889	4	17	21	2.3	5	0	20	6	3	2	41	4.6	
Career Totals	43	1	550	12.8	66	229	.288	39	158	.247	18	31	.581	24	46	70	1.6	25	0	30	21	4	11	189	4.4	



KHADIJAH SESSIONS

#5

5-8
Sophomore
Guard
Myrtle Beach, S.C.
Myrtle Beach

Miscellaneous Stats

	Season	Career
Double-Double	0	0
10+ Points	4	10
5+ Assists	4	4
5+ Steals	0	0
Tm-High Pts.	0	3
Tm-High Assts.	4	7

- Has started all nine games
- Leads the team in assists and is second in steals
- Ranks 12th in the SEC with 4.1 assists per game and is second in the league and 23rd in the nation in assist-to-turnover ratio (3.1)
- Has committed multiple turnovers in just two games this season while handing out five or more assists four times
- Dished out a career-high six assists against NC Central (Dec. 2) in just 20 minutes of action
- Posted her first career five-assist game against LA Tech (Nov. 10)

2013-14 Game-by-Game

Opponent	Date	GS	MIN	FG-A	3FG-A	FTA	Reb	PF	A	TO	B	S	TP
Chas. Sthrn.	11/08	*	17	3-6	1-1	3-5	0-2-2	0	3	0	0	2	10
LA Tech	11/10	*	27	3-8	1-4	0-0	1-0-1	1	5	2	0	2	7
CofC	11/14	*	17	0-4	0-2	2-2	0-1-1	2	4	1	0	0	2
Seton Hall	11/17	*	30	6-9	1-4	4-6	0-3-3	2	5	1	0	0	17
at Clemson	11/20	*	32	3-7	2-4	2-3	2-1-3	1	3	1	0	0	10
at San Diego State	11/23	*	30	4-9	2-5	2-3	0-0-0	1	5	1	0	4	12
at USC	11/25	*	37	2-7	1-2	2-4	0-1-1	2	3	4	0	2	7
NC Central	12/02	*	20	2-4	0-1	3-4	0-0-0	1	6	1	0	2	7
at Charlotte	12/08	*	29	2-8	0-2	2-2	1-1-2	3	3	1	0	0	6
vs. N. Carolina	12/18												
Winthrop	12/20												
SC State	12/22												
Savannah St.	12/28												
at Arkansas*	01/02												
Vanderbilt*	01/05												
Kentucky*	01/09												
at Auburn*	01/12												
at Texas A&M*	01/16												
Alabama*	01/19												
at Vanderbilt*	01/26												
Ole Miss*	01/30												
Missouri*	02/02												
at Miss. State*	02/06												
Arkansas*	02/09												
at LSU*	02/16												
at Kentucky*	02/20												
Florida*	02/23												
Georgia*	02/27												
at Tennessee*	03/02												

Career Highs – All Games

Pts 19 vs. Auburn, 2/3/13
 FG... 6, 2x, last, vs. Seton Hall, 11/17/13
 FGA..... 15 at Missouri, 2/28/13
 FG %... .800 (4-5) vs. Alabama, 3/7/13
 3FG 3 at Florida, 1/20/13
 3FGA... 6, 2x, last at Missouri, 2/28/13
 3FG %... .500 (3-6) at Florida, 1/20/13
 FT..... 8 vs. Auburn, 2/3/13
 FTA..... 10 at Florida, 1/20/13
 FT % 1.000 (4-4), 2x, last vs. Mississippi State, 2/24/13

Rebs..... 5 at Florida, 1/20/13
 Off Rebs 3 at Missouri, 2/28/13
 Def Rebs..... 3, 2x, last vs. Seton Hall, 11/17/13
 Stls.... 4, 2x, last at San Diego St., 11/23/13
 Assts 6 vs. NC Central, 12/2/13
 Min..... 37 at USC, 11/25/13

Season Highs – All Games

Pts 17 vs. Seton Hall, 11/17
 FG 6, 2x, last, vs. Seton Hall, 11/17
 FGA..... 9, 2x, last at San Diego St., 11/23
 FG %... .667 (6-9) vs. Seton Hall, 11/17
 3FG.... 2, 2x, last at San Diego St., 11/23
 3FGA..... 5 at San Diego St., 11/23
 3FG %... .500 (2-4) at Clemson, 11/20
 FT..... 4 vs. Seton Hall, 11/17
 FTA..... 6 vs. Seton Hall, 11/17
 FT % 1.000 (2-2), 2x, last at Charlotte, 12/8
 Rebs..... 3, 2x, last at Clemson, 11/20
 Off Rebs 2 at Clemson, 11/20
 Def Rebs..... 3, 2x, last vs. Seton Hall, 11/17
 Stls..... 4 at San Diego State, 11/23
 Assts 6 vs. NC Central, 12/2
 Min..... 37 at USC, 11/25

Career – SEC Games

Pts 19 vs. Auburn, 2/3/13
 FG..... 6 at Missouri, 2/28/13
 FGA..... 15 at Missouri, 2/28/13
 FG %... .571 (4-7) at Ole Miss, 2/17/13
 3FG 3 at Florida, 1/20/13
 3FGA.... 6, 2x, last at Missouri, 2/28/13
 3FG %... .500 (3-6) at Florida, 1/20/13
 FT..... 8 vs. Auburn, 2/3/13
 FTA..... 10 at Florida, 1/20/13
 FT % 1.00 (4-4), 2x, last, vs. Mississippi State, 2/24/13

Rebs..... 5 at Florida, 1/20/13
 Off Rebs 3 at Missouri, 2/28/13
 Def Rebs..... 3 at Florida, 1/20/13
 Stls..... 4 vs. Mississippi State, 2/24/13
 Assts 3 vs. Auburn, 2/3/13
 Min..... 35 at Missouri, 2/28/13

Season Highs – SEC Games

Pts
 FG
 FGA
 FG %
 3FG
 3FGA
 3FG %
 FT
 FTA
 FT %
 Rebs
 Off Rebs
 Def Rebs
 Stls
 Assts
 Min

Career Stats at South Carolina

Year	GP	GS	Min	Avg	FG	FGA	Pct	3FG	FGA	Pct	FT	FIA	Pct	Off	Def	Tot	Avg	PF	FO	A	TO	Blk	Stl	Pts	Avg
2012-13	33	3	570	17.3	53	151	.351	13	54	.241	72	109	.661	22	24	46	1.4	43	0	36	49	3	21	191	5.8
2013-14	9	9	239	26.6	25	62	.403	8	25	.320	20	29	.690	4	9	13	1.4	13	0	37	12	0	12	78	8.7
Career Totals	42	12	809	19.3	78	213	.366	21	79	.266	92	138	.667	26	33	59	1.4	56	0	73	61	3	33	269	6.4



ALEIGHSA WELCH

6-0
Junior
Forward
Goose Creek, S.C.
Goose Creek

#24

Miscellaneous Stats

	Season	Career
Double-Double	3	13
20+ Points	0	1
10+ Points	8	39
10+ Rebounds	3	16
Tm-High Pts.	2	17
Tm-High Rebs.	5	31
Tm-High Assts.	0	4

- Named to the Naismith Trophy Early Season Watch List and the Preseason All-SEC First Team
- Has played in nine games, including eight starts, and has not shot below 54.0 percent in any game this season
- Is second in the nation in field goal percentage
- In the SEC, ranks seventh in rebounding, 10th in offensive rebounding (3.0/gm) and 14th in scoring
- Is one of two players in the SEC's top 10 in rebounding that are also among the league's top 20 scorers (Martha Alwal of Mississippi State)
- Has led the team in scoring two times (LA Tech, at Clemson)
- Has led the team in rebounding five times (Charleston Southern, LA Tech, CofC, Seton Hall, at Clemson)
- Scored all 18 of her points at Charlotte (Dec. 8) in the second half, driving team to road win after sitting all but the first six minutes of the first half due to foul trouble
- Hit 4-of-5 from the field for 10 points in the second half at Southern Cal (Nov. 25) to help team pull away from six-point halftime lead
- Handed out a career high four assists for the second-straight game at Clemson (Nov. 20), stuffing the box score with three blocks, 17 points and 10 rebounds as well.
- Grabbed career-high 17 rebounds against College of Charleston (Nov. 14), sixth-most in Colonial Life Arena history, including 12 in the first half to key Gamecocks' recovery midway through the period

2013-14 Game-by-Game

Opponent	Date	GS	MIN	FG-A	3FG-A	FTA	Reb	PF	A	TO	B	S	TP
Chas. Sthrn.	11/08	*	19	5-8	0-0	5-6	3-5-8	1	0	2	0	1	15
LA Tech	11/10		31	6-8	0-0	2-5	6-4-10	2	3	0	0	0	14
CofC	11/14	*	23	3-5	0-0	6-11	7-10-17	2	2	1	1	2	12
Seton Hall	11/17	*	28	3-4	0-0	9-13	2-6-8	2	4	1	2	1	15
at Clemson	11/20	*	29	7-10	0-0	3-3	4-6-10	2	4	1	3	1	17
at San Diego State	11/23	*	25	4-4	0-0	0-2	1-3-4	3	2	1	1	1	8
at USC	11/25	*	34	6-11	0-0	2-2	2-4-6	2	1	2	0	0	14
NC Central	12/02	*	17	6-6	0-0	1-2	0-4-4	0	1	0	1	0	13
at Charlotte	12/08	*	25	7-9	0-0	4-6	2-4-6	2	0	2	0	3	18
vs. N. Carolina	12/18												
Winthrop	12/20												
SC State	12/22												
Savannah St.	12/28												
at Arkansas*	01/02												
Vanderbilt*	01/05												
Kentucky*	01/09												
at Auburn*	01/12												
at Texas A&M*	01/16												
Alabama*	01/19												
at Vanderbilt*	01/26												
Ole Miss*	01/30												
Missouri*	02/02												
at Miss. State*	02/06												
Arkansas*	02/09												
at LSU*	02/16												
at Kentucky*	02/20												
Florida*	02/23												
Georgia*	02/27												
at Tennessee*	03/02												

Career Highs – All Games

Pts 20 vs. Mississippi St., 2/24/13
FG 8 at Georgia, 1/13/13
FGA 14 vs. Kansas, 3/25/13
FG % 1.00 (6-6) vs. NCCU, 12/2/13
FT 10 at Xavier, 11/30/11
FTA 15 at Xavier, 11/30/11
FT % 1.00 (4-4) at Seton Hall, 12/2/12
Rebs 17 vs. C. of Charleston, 11/14/13
Off Rebs 8, 5x, last vs. Kansas, 3/25/13
Def Rebs 10 vs. CofC, 11/14/13
Blks 4 at NC State, 12/4/11
Stls 3, 4x, last at Charlotte, 12/8/13
Assts 4, 3x, last at Clemson, 11/20/13
Min 42 vs. Drexel, 11/28/12

Season Highs – All Games

Pts 18 at Charlotte, 12/8
FG 7, 2x, last at Charlotte, 12/8
FGA 11 at USC, 11/25
FG % 1.00 (6-6) vs. NC Central, 12/2
FT 9 vs. Seton Hall, 11/17
FTA 13 vs. Seton Hall, 11/17
FT % 1.00 (3-3) at Clemson, 11/20
Rebs 17 vs. C. of Charleston, 11/14
Off Rebs 7 vs. C. of Charleston, 11/14
Def Rebs 10 vs. CofC, 11/14
Blks 3 at Clemson, 11/20
Stls 3 at Charlotte, 12/8
Assts 4, 2x, last at Clemson, 11/20
Min 34 at USC, 11/25

Career – SEC Games

Pts 20 vs. Mississippi State, 2/24/13
FG 8 at Georgia, 1/13/13
FGA 10, 3x, last at Georgia, 1/13/13
FG % 1.00 (4-4) at Ole Miss, 2/17/13
FT 8 vs. Mississippi State, 2/24/13
FTA 12 vs. Mississippi State, 2/24/13
FT % 1.00 (3-3) at Ole Miss, 2/17/13
Rebs 12 at Florida, 1/20/13
Off Rebs 8 at Florida, 1/20/13
Def Rebs 8 vs. Florida, 3/3/13
Blks 3, 2x, last at Kentucky, 2/14/13
Stls 3 vs. Florida, 3/3/13
Assts 4 at Kentucky, 2/14/13
Min 39 at Arkansas, 1/27/13

Season Highs – SEC Games

Pts
FG
FGA
FG %
FT
FTA
FT %
Rebs
Off Rebs
Def Rebs
Blks
Stls
Assts
Min

Career Stats at South Carolina

Year	GP	GS	Min	Avg	FG	FGA	Pct	3FG	FGA	Pct	FT	FIA	Pct	Off	Def	Tot	Avg	PF	FO	A	TO	Blk	Stl	Pts	Avg
2011-12	33	2	694	21.0	98	167	.587	0	1	.000	56	98	.571	104	96	200	6.1	41	0	18	40	22	19	252	7.6
2012-13	33	33	981	29.7	134	224	.598	1	1	1.000	126	178	.708	131	124	255	7.7	56	0	34	53	23	26	395	12.0
2013-14	9	8	231	25.7	47	65	.723	0	0	—	32	50	.640	27	46	73	8.1	16	0	17	10	8	9	126	14.0
Career Totals	75	43	1906	25.4	279	456	.612	1	2	.500	214	326	.656	262	266	528	7.0	113	0	69	103	53	54	773	10.3



Official Basketball Box Score -- Game Totals -- Final Statistics
#12/10 South Carolina vs Charlotte
 12/08/13 2:00 p.m. at Dale F. Halton Arena (Charlotte, N.C.)



#12/10 South Carolina 76 • 9-0

#	Player	Total		3-Ptr		Rebounds			PF	TP	A	TO	Blk	Stl	Min
		FG-FGA	FG-FGA	FT-FTA	Off	Def	Tot								
24	WELCH, Aleighsa	f	7-9	0-0	4-6	2	4	6	2	18	0	2	0	3	25
33	IBIAM, Elem	c	7-14	0-0	5-7	2	7	9	2	19	0	1	3	1	30
05	SESSIONS, Khadijah	g	2-8	0-2	2-2	1	1	2	3	6	3	1	0	0	29
23	ROY, Tina	g	0-0	0-0	1-2	1	1	2	2	1	1	2	1	1	15
25	MITCHELL, Tiffany	g	4-9	0-2	7-7	1	2	3	0	15	4	3	0	3	36
02	GAINES, Olivia		0-0	0-0	0-0	0	1	1	1	0	0	0	0	0	4
12	MONTOU, Wilka		1-2	1-1	0-0	2	0	2	1	3	0	0	0	0	8
15	DAVIS, Tiffany		0-0	0-0	0-0	0	0	0	1	0	0	1	0	0	8
21	MORRISON, LeAnna		0-0	0-0	2-4	0	0	0	0	2	0	0	0	0	1
31	DOZIER, Asia		4-7	0-1	2-3	2	3	5	1	10	4	5	1	2	32
41	COATES, Alaina		0-4	0-0	2-2	2	2	4	0	2	0	0	2	0	12
	Team					0	2	2							
	Totals		25-53	1-6	25-33	13	23	36	13	76	12	15	7	10	200

FG % 1st Half: 11-31 35.5% 2nd half: 14-22 63.6% Game: 25-53 47.2% Deadball Rebounds 0
 3FG % 1st Half: 1-5 20.0% 2nd half: 0-1 0.0% Game: 1-6 16.7%
 FT % 1st Half: 10-13 76.9% 2nd half: 15-20 75.0% Game: 25-33 75.8%

Charlotte 61 • 4-5

#	Player	Total		3-Ptr		Rebounds			PF	TP	A	TO	Blk	Stl	Min
		FG-FGA	FG-FGA	FT-FTA	Off	Def	Tot								
20	GORDON, Kira	f	3-9	0-0	7-8	1	8	9	3	13	1	4	0	3	36
32	ALEXANDER, Alexis	f	2-5	0-0	0-0	2	1	3	4	4	0	2	0	0	15
03	HOLMES, Ayanna	g	1-4	0-2	0-0	0	3	3	4	2	3	1	0	1	24
10	HAMMONDS, Ny	g	6-11	1-2	1-2	0	6	6	2	14	4	6	0	0	40
22	SIGMON, Hillary	g	2-8	1-7	2-2	0	1	1	3	7	1	0	0	1	31
01	GREGORY, Ciara		1-1	1-1	0-0	0	0	0	0	3	0	0	0	0	1
05	GARNER, Meme		0-1	0-0	0-0	0	0	0	1	0	0	0	0	0	1
21	WEBSTER, Lefty		1-2	0-1	0-0	2	0	2	2	2	0	0	0	1	7
23	OLLEY, Kenya		2-3	0-0	0-0	0	1	1	1	4	0	2	0	0	7
24	CARTER, Tori		4-5	0-0	0-0	0	0	0	0	8	1	3	0	0	17
50	RANKIN, Olivia		2-4	0-0	0-0	0	0	0	4	4	0	0	0	0	21
	Team					1	3	4							
	Totals		24-53	3-13	10-12	6	23	29	24	61	10	18	0	6	200

FG % 1st Half: 12-24 50.0% 2nd half: 12-29 41.4% Game: 24-53 45.3% Deadball Rebounds 2
 3FG % 1st Half: 1-5 20.0% 2nd half: 2-8 25.0% Game: 3-13 23.1%
 FT % 1st Half: 7-8 87.5% 2nd half: 3-4 75.0% Game: 10-12 83.3%

Officials: Billy Smith, Carla Fountain, Meadow Overstreet
 Technical fouls: #12/10 South Carolina-None. Charlotte-None.
 Attendance: 1357

Score by periods	1st	2nd	Total
#12/10 South Carolina	33	43	76
Charlotte	32	29	61

Points	In Paint	Off T/O	2nd Chance	Fast Break	Bench
SC	44	19	14	6	17
CHA	30	2	4	5	21

Last FG - SC 2nd-01:12, CHA 2nd-00:37.
 Largest lead - SC by 16 2nd-00:44, CHA by 2 1st-12:32.

Score tied - 8 times.
 Lead changed - 6 times.



2013-14 South Carolina Basketball
South Carolina Game-by-Game Highs (as of Dec 08, 2013)
All games



Opponent	Date	Score	Points	Rebounds	Assists	Steals	Blocked shots
CHARLESTON SOUTHERN	11/08/13	99-29	20-COATES, Alaina	8-WELCH, Aleighsa	7-ROY, Tina	5-MITCHELL, Tiffany	5-IBIAM, Elem
LOUISIANA TECH	11/10/13	68-45	14-WELCH, Aleighsa	10-WELCH, Aleighsa COATES, Alaina	5-SESSIONS, Khadij	2-SESSIONS, Khadij	3-IBIAM, Elem
COLL. OF CHARLESTON	11/14/13	81-54	16-DOZIER, Asia	17-WELCH, Aleighsa	4-SESSIONS, Khadij	2-WELCH, Aleighsa	3-IBIAM, Elem COATES, Alaina
SETON HALL	11/17/13	88-67	18-IBIAM, Elem	8-IBIAM, Elem WELCH, Aleighsa COATES, Alaina	5-SESSIONS, Khadij	2-DOZIER, Asia	4-COATES, Alaina
at Clemson	11/20/13	68-43	17-WELCH, Aleighsa	10-WELCH, Aleighsa	5-MITCHELL, Tiffany	2-COATES, Alaina MITCHELL, Tiffany	3-WELCH, Aleighsa
at San Diego State	11/23/13	88-54	21-COATES, Alaina	8-COATES, Alaina	9-MITCHELL, Tiffany	4-SESSIONS, Khadij	1-COATES, Alaina ROY, Tina WELCH, Aleighsa IBIAM, Elem
at USC	11/25/13	70-50	22-MITCHELL, Tiffany	9-COATES, Alaina	4-MITCHELL, Tiffany	5-MITCHELL, Tiffany	2-IBIAM, Elem
NC CENTRAL	12/02/13	79-27	19-MITCHELL, Tiffany	7-COATES, Alaina	6-SESSIONS, Khadij	3-MITCHELL, Tiffany	2-COATES, Alaina
at Charlotte	12/08/13	76-61	19-IBIAM, Elem	9-IBIAM, Elem	4-MITCHELL, Tiffany DOZIER, Asia	3-WELCH, Aleighsa MITCHELL, Tiffany	3-IBIAM, Elem



2013-14 South Carolina Basketball
South Carolina Points-Rebounds-Assists (as of Dec 08, 2013)
All games



Opponent	Date	Score	00	02	05	12	15	21	23	24	25	31	33	41
			FARMER,LIND	GAINES,OJ	SESSIONS,K	MONTGOMERY,T	DAVIS,TIFF	MORRISON,L	ROY,TINA	WELCH,ALEI	MITCHELL,T	DOZIER,RASI	IBIAME,LEEM	COATES,ALA
CSU	11/08/13	99-29 w	0-0-0	4-4-5	10-2-3	7-4-1	5-2-1	0-1-1	5-3-7	15-8-0	12-1-1	4-3-5	17-6-0	20-7-1
LATECH	11/10/13	68-45 w	0-0-0	2-4-3	7-1-5	0-3-0	3-2-1	0-0-0	2-1-2	14-10-3	10-4-3	7-1-0	11-8-1	12-10-0
COFC	11/14/13	81-54 w	0-0-0	2-1-0	2-1-4	2-8-0	7-1-3	0-1-1	6-0-2	12-17-2	11-8-1	16-2-3	12-6-0	11-14-0
SHU	11/17/13	88-67 w	DNP	0-1-1	17-3-5	0-0-1	0-1-0	2-0-0	5-2-1	15-8-4	15-3-4	6-4-2	18-8-0	10-8-1
at CU	11/20/13	68-43 w	0-0-0	DNP	10-3-3	1-4-0	0-0-1	0-0-0	3-3-0	17-10-4	14-6-5	4-9-0	10-6-1	9-6-0
at SDSU	11/23/13	88-54 w	DNP	1-1-1	12-0-5	2-2-0	0-0-3	0-1-1	6-1-2	8-4-2	17-3-9	16-3-0	5-4-1	21-8-0
at USC	11/25/13	70-50 w	DNP	DNP	7-1-3	0-2-1	DNP	0-0-0	11-3-0	14-6-1	22-6-4	4-2-2	4-5-1	8-9-0
NCCU	12/02/13	79-27 w	3-3-0	4-5-4	7-0-6	5-1-1	DNP	3-2-0	2-6-5	13-4-1	19-3-1	6-2-1	2-3-0	15-7-1
at CHA	12/08/13	76-61 w	DNP	0-1-0	6-2-3	3-2-0	0-0-0	2-0-0	1-2-1	18-6-0	15-3-4	10-5-4	19-9-0	2-4-0



2013-14 South Carolina Basketball
South Carolina Team Game-by-Game Comparison (as of Dec 08, 2013)
All games



Opponent	1st	2nd	Score	Mar	Total FG	FG Pct	3-Pointers	3FG Pct	Free Throws	FT Pct	Rebounds	Assist	T/Over	Block	Steal	Fouls
CHARLESTON SOUTHERN	52/13	47/16	99-29	+70	39-64/10-54	.609/.185	3-6/4-23	.500/.174	18-28/5-6	.643/.833	46/25	25/6	10/25	12/5	17/5	9/19
LOUISIANA TECH	31/17	37/28	68-45	+23	28-62/18-50	.452/.360	4-18/4-7	.222/.571	8-22/5-14	.364/.357	47/29	18/10	13/17	4/2	6/7	15/22
COLL. OF CHARLESTON	46/34	35/20	81-54	+27	25-66/21-68	.379/.309	9-28/3-13	.321/.231	22-42/9-18	.524/.500	62/38	16/12	12/10	8/2	5/5	15/27
SETON HALL	41/39	47/28	88-67	+21	26-45/26-67	.578/.388	6-12/6-11	.500/.545	30-44/9-18	.682/.500	38/30	19/4	11/8	9/2	6/5	16/28
Clemson	27/15	41/28	68-43	+25	26-57/14-48	.456/.292	4-16/3-7	.250/.429	12-18/12-19	.667/.632	49/27	14/7	12/11	5/2	6/5	13/17
San Diego State	43/32	45/22	88-54	+34	29-55/21-48	.527/.438	9-23/1-8	.391/.125	21-31/8-15	.677/.533	30/31	24/10	8/25	4/1	12/5	18/25
USC	30/24	40/26	70-50	+20	24-48/20-52	.500/.385	2-6/1-11	.333/.091	20-26/9-18	.769/.500	35/30	12/12	19/22	3/4	8/10	18/21
NC CENTRAL	46/15	33/12	79-27	+52	31-53/8-50	.565/.160	6-18/1-14	.333/.071	11-16/10-12	.688/.833	38/28	20/6	7/16	4/1	7/3	11/13
Charlotte	33/32	43/29	76-61	+15	25-53/24-53	.472/.453	1-6/3-13	.167/.231	25-33/10-12	.758/.833	36/29	12/10	15/18	7/0	10/6	13/24

Note: Game totals are displayed in the format TEAM/OPPONENT for each category



2013-14 South Carolina Basketball
South Carolina Combined Team Statistics (as of Dec 08, 2013)
All games



RECORD:	OVERALL	HOME	AWAY	NEUTRAL
ALL GAMES	9-0	5-0	4-0	0-0
CONFERENCE	0-0	0-0	0-0	0-0
NON-CONFERENCE	9-0	5-0	4-0	0-0

##	Player	gp-gs	min	avg	Total		3-Point		F-Throw		Rebounds				pf	dq	a	to	blk	stl	pts	avg							
					fg-fga	fg%	3fg-fga	3fg%	ft-fga	ft%	off	def	tot	avg															
25	MITCHELL, Tiffany	9-9	248	27.6	47-83	.566	10-22	.455	31-45	.689	13	24	37	4.1	10	0	32	20	0	23	135	15.0							
24	WELCH, Aleighsa	9-8	231	25.7	47-65	.723	0-0	.000	32-50	.640	27	46	73	8.1	16	0	17	10	8	9	126	14.0							
41	COATES, Alaina	9-1	156	17.3	40-65	.615	0-0	.000	28-48	.583	24	49	73	8.1	25	0	3	6	15	6	108	12.0							
33	IBIAM, Elem	9-9	211	23.4	36-60	.600	0-0	.000	26-40	.650	14	41	55	6.1	23	2	4	11	22	7	98	10.9							
05	SESSIONS, Khadijah	9-9	239	26.6	25-62	.403	8-25	.320	20-29	.690	4	9	13	1.4	13	0	37	12	0	12	78	8.7							
31	DOZIER, Asia	9-8	223	24.8	26-62	.419	12-32	.375	9-12	.750	10	21	31	3.4	12	0	17	20	2	8	73	8.1							
23	ROY, Tina	9-1	167	18.6	13-48	.271	7-31	.226	8-9	.889	4	17	21	2.3	5	0	20	6	3	2	41	4.6							
12	MONTOUT, Wilka	9-0	125	13.9	7-26	.269	3-8	.375	3-11	.273	14	12	26	2.9	12	0	4	7	3	1	20	2.2							
15	DAVIS, Tiffany	7-0	71	10.1	5-12	.417	2-6	.333	3-5	.600	2	4	6	0.9	2	0	9	8	1	2	15	2.1							
02	GAINES, Olivia	7-0	69	9.9	5-9	.556	0-1	.000	3-5	.600	7	10	17	2.4	6	0	14	4	2	6	13	1.9							
21	MORRISON, LeAnna	9-0	36	4.0	1-8	.125	1-6	.167	4-6	.667	4	1	5	0.6	2	0	3	1	0	1	7	0.8							
00	FARMER, India	5-0	24	4.8	1-3	.333	1-2	.500	0-0	.000	1	2	3	0.6	2	0	0	0	0	0	3	0.6							
Team											4	17	21												2				
Total.....		9	1800	253-503		.503	44-133	.331	167-260	.642	128	253	381	42.3	128	2	160	107	56	77	717	79.7							
Opponents.....		9	1800	162-490		.331	26-107	.243	77-132	.583	93	174	267	29.7	196	6	77	152	19	51	427	47.4							

TEAM STATISTICS	SC	OPP	Date	Opponent	Score	Att.
SCORING	717	427	11/08/13	CHARLESTON SOUTHERN	w 99-29	5120
Points per game	79.7	47.4	11/10/13	LOUISIANA TECH	w 68-45	5078
Scoring margin	+32.2	-	11/14/13	COLL. OF CHARLESTON	w 81-54	4882
FIELD GOALS-ATT	253-503	162-490	11/17/13	SETON HALL	w 88-67	4765
Field goal pct	.503	.331	11/20/13	at Clemson	w 68-43	715
3 POINT FG-ATT	44-133	26-107	11/23/13	at San Diego State	w 88-54	642
3-point FG pct	.331	.243	11/25/13	at USC	w 70-50	897
3-pt FG made per game	4.9	2.9	12/02/13	NC CENTRAL	w 79-27	4347
FREE THROWS-ATT	167-260	77-132	12/08/13	at Charlotte	w 76-61	1357
Free throw pct	.642	.583				
F-Throws made per game	18.6	8.6	* - Conference game			
REBOUNDS	381	267				
Rebounds per game	42.3	29.7				
Rebounding margin	+12.7	-				
ASSISTS	160	77				
Assists per game	17.8	8.6				
TURNOVERS	107	152				
Turnovers per game	11.9	16.9				
Turnover margin	+5.0	-				
Assist/turnover ratio	1.5	0.5				
STEALS	77	51				
Steals per game	8.6	5.7				
BLOCKS	56	19				
Blocks per game	6.2	2.1				
ATTENDANCE	24192	3611				
Home games-Avg/Game	5-4838	4-903				
Neutral site-Avg/Game	-	0-0				

Score by Periods	1st	2nd	Totals
South Carolina	349	368	717
Opponents	221	209	430