



SOUTH CAROLINA BASKETBALL

MBB CONTACT: EMILY MILES // EFEENEY@MAILBOX.SC.EDU // 803-777-7743 // @EMILYMILES_SID

2016-17 SCHEDULE

OVERALL: 22-8 | SEC: 12-5

HOME: 15-3 | AWAY: 6-4 | NEUTRAL: 1-1

NCAA RPI: 27 | ESPN BPI: 41

NOVEMBER

6	Newberry +	W, 107-89
11	Louisiana Tech	W, 85-76
13	Holy Cross %	W, 81-49
15	Monmouth %	W, 70-69 (OT)
18	SC State %	W, 92-50
23	No. 25/24 Michigan	W, 61-46
26	vs. No. 18/16 Syracuse!	W, 64-50

DECEMBER

1	Vermont	W, 68-50
4	FIU	W, 70-54
12	vs. Seton Hall &	L, 67-64
17	at USF	W, 77-66
21	Clemson	L, 62-60
27	Lander	W, 90-62
30	at Memphis	L, 70-54

JANUARY

4	at Georgia*	W, 67-61
7	Texas A&M*	W, 79-68
11	at Tennessee*	W, 70-60
14	Ole Miss*	W, 67-56
18	No. 19/21 Florida*	W, 57-53
21	at No. 5/5 Kentucky*	L, 85-69
24	Auburn*	W, 98-69
28	at Missouri*	W, 63-53

FEBRUARY

1	at LSU*	W, 88-63
4	Georgia*	W, 77-75
7	Alabama*	L, 90-86 (4OT)
11	at Mississippi State*	W, 77-73
15	Arkansas*	L, 83-76
18	at Vanderbilt*	L, 71-62
21	at No. 13/12 Florida*	L, 81-66
25	Tennessee*	W, 82-55
28	Mississippi State*	W, 63-57

MARCH

4	at Ole Miss*	8:30 p.m./ SECN
10	vs. SEC Tourn. Quarterfinals	TBD/SECN
11	vs. SEC Tourn. Semifinals	TBD/ESPN
12	vs. SEC Tourn. Finals	TBD/ESPN

All home games in bold | All times listed Eastern

* indicates SEC contest | + indicates exhibition | SECN+ - SEC Network + | SECN - SEC Network | CBSN - CBS Sports Network | % - Brooklyn Hoops Holiday Invitational (Columbia, S.C.) | ! - Brooklyn Hoops Holiday Invitational (Brooklyn, N.Y.) | & - Under Armour Reunion (New York, N.Y.)

No. -/RV SOUTH CAROLINA (22-8, 12-5 SEC) at Ole Miss (18-12, 9-8 SEC)

SAT., MARCH 4 • THE PAVILION AT OLE MISS (9,051) • OXFORD, MISS. • 8:30 P.M. ET • SEC NETWORK



GAMECOCKS



REBELS

VS

Head Coach: Frank Martin (FIU, '93)
Record At Carolina: 92-71 (5th season)
Career Record: 209-125 (10th season)
Record vs. Ole Miss: 4-4
Top scorer: Thornwell (21.0)
Top rebounder: Thornwell (7.3)
Top assist maker: Dozier (2.9)
Media Relations: Emily Miles
Twitter Updates: @GamecockMBB

Head Coach: Andy Kennedy
Record At Ole Miss: 230-138 (11th)
Career Record: 251-151 (12th)
Record vs. S. Carolina: 6-8
Top scorer: Burnett (16.5)
Top rebounder: Saiz (10.8)
Top assist maker: Burnett (3.2)
Media Relations: Daniel Snowden
Twitter Updates: @OleMissMBB

GAME 31

Broadcast: SEC Network
Play-By-Play: Dave Neal
Analyst: Kyle Macy
Producer: Lori Mancini

Radio: Gamecock Radio Network
Play-By-Play: Derek Scott
Analyst: Casey Manning
Sirius: N/A; **XM:** N/A

Watch: WatchESPN
Live Stats: GamecocksOnline.com
Tickets: olemisssports.com

Series: Series is tied at 18-18
Last Meeting: 67-56 SC win, on J. 14, 2017, in Columbia
Series In Oxford: OM leads 12-2
Series Trend: SC has won three straight

PROBABLE STARTERS

SOUTH CAROLINA	HT.	WT.	YR.	HOMETOWN	PPG	RPG	MPG
G - #0 Sindarius Thornwell	6-5	205	Sr.	Lancaster, S.C.	21.0	7.3	33.8
G - #10 Duane Notice	6-2	225	Sr.	Toronto, Ontario	10.4	2.4	32.8
G - #15 PJ Dozier	6-6	205	So.	Columbia, S.C.	13.6	4.7	28.3
G - #20 Justin McKie	6-4	204	Sr.	Columbia, S.C.	4.5	2.2	18.6
F - #30 Chris Silva	6-9	223	So.	Libreville, Gabon	10.1	5.8	20.1
OLE MISS	HT.	WT.	YR.	HOMETOWN	PPG	RPG	MPG
G - #1 Deandre Burnett	6-2	192	Jr.	Miami Gardens, Fla.	16.5	2.2	30.3
G - #3 Terence Davis	6-4	201	So.	Southaven, Miss.	14.4	5.4	24.5
G - #4 Tyree Breein	6-2	192	Fr.	Somerset, N.J.	6.8	1.8	17.8
F - #5 Marcanvis Hymon	6-7	220	Jr.	Memphis, Tenn.	3.7	4.9	22.3
F - #11 Sebastian Saiz	6-9	240	Sr.	Madrid, Spain	14.9	10.8	33.1

*** probable starters based on previous game

TODAY'S GAME

South Carolina travels to Oxford to face Ole Miss in the regular-season finale on Saturday night. The Gamecocks, currently in third place in the SEC standings, have secured a double-bye in next week's SEC Tournament, and aim to hold steady for the No. 3 seed with a win over the Rebels. Carolina won the first meeting between the two schools early in the SEC campaign, posting a 67-56 win over Ole Miss in Columbia on Jan. 14.

GAME STORYLINES

- South Carolina is in its 109th season of varsity basketball in 2016-17.
- On the sidelines, Frank Martin is joined by associate head coach Matt Figger, assistant coaches Perry Clark and Bruce Shingler, and director of operations Andy Assaley.
- South Carolina is receiving votes in the Coaches Top 25 Poll this week. South Carolina has been ranked in the AP poll for nine weeks this season and in the Coaches Poll for 10.
- Senior guard Sindarius Thornwell would score 17 of his 22 in the second half, and sophomore forward Chris Silva posted the third double-double of his career with 15 points and 11 rebounds, in Carolina's 63-57 victory over Mississippi State earlier this week on Senior Night in Columbia. Carolina did not shoot the ball well, hitting just 34.0% of its attempts, but the Gamecock defense held the Bulldogs to just 36.4% in the game and 26.9% from 3, while forcing 20 turnovers (for the second straight game) to clinch the home-court win.
- The Gamecocks look to lock up the No. 3 seed in next week's SEC Tournament with a win in Oxford on Saturday. A win would be the 13th of the SEC season for Carolina, the second-most ever in SEC play (1997 team won 15 games).





















SOCIAL HUB

@GAMECOCKMBB // #GAMECOCKS
 FACEBOOK.COM/GAMECOCKMBB



SOUTH CAROLINA GAMECOCKS

Overall: 22-8; SEC: 12-5; Home: 15-3; Away: 6-4; Neutral: 1-1

0		SINDARIUS THORNWELL - Sr. - G - 6-5 - 211 - Lancaster, S.C. MIN PTS RBS AST FG% 3FG% FT% 33.8 21.0 7.3 2.8 44.7 39.4 85.3	- Record breaking 44 points, 21 rebounds and 25 free throws in 4OT game vs. Alabama - 23 points, 10 rebounds for fifth double-double of the season at No. 13/12 Florida - Led the team with 22 points, adding 6 rebounds, 3 assists, 2 steals on Senior Night vs. MSU - Has made 47-of-49 free throws over the course of the last six games, 95.9% - SEC Player of the Year candidate/2nd in league with 21.9 ppg, 2.5 steals per SEC game
1		KORY HOLDEN - Jr. - G - 6-1 - 181 - Salisbury, Md. MIN PTS RBS AST FG% 3FG% FT% 36.3 17.7 3.0 4.2 39.4 38.8 79.5	- Junior guard who transferred from Delaware and will have to sit out the 2016-17 season due to NCAA transfer rules - Tallied 892 points in two seasons at Delaware - Stats listed are from sophomore season at Delaware
2		HASSANI GRAVETT - R-So. - G - 6-1 - 183 - Villa Rica, Ga. MIN PTS RBS AST FG% 3FG% FT% 17.9 3.5 1.6 1.4 29.7 22.8 66.7	- Missed the USF contest due to an ankle sprain, and the Florida game due to an illness - Returned at Kentucky, scoring seven points with a steal off the bench - 4 points with a steal in win at Mizzou - First career start in home win vs. Tennessee
4		RAKYM FELDER - Fr. - G - 5-10 - 210 - Brooklyn, N.Y. MIN PTS RBS AST FG% 3FG% FT% 13.9 5.4 1.4 1.3 40.0 44.1 66.7	- Made first career start at Kentucky, tallied three points - 13 points, including 12 in the first half, with three 3s and two assists at Mizzou - Six points with an assist in win at LSU - 7 points and two rebounds in just eight minutes in home win vs. Georgia - Tallied 12 points with three assists in 21 minutes in home win vs. Tennessee
5		TEMARCUS BLANTON - R-So. - G - 6-5 - 206 - Locust Grove, Ga. MIN PTS RBS AST FG% 3FG% FT% 6.6 1.6 1.2 0.1 40.0 33.3 50.0	- DNP vs. SC State and Michigan due to an abdominal strain - DNP in seven games due to a groin strain (Vermont through Memphis) - 5-of-6 from the floor for a career high 12 points at Kentucky - Two points and two rebounds in career high 18 minutes at Mizzou
10		DUANE NOTICE - Sr. - G - 6-2 - 225 - Toronto, Canada MIN PTS RBS AST FG% 3FG% FT% 32.8 10.4 2.4 2.3 38.3 34.1 67.8	- Has eight games this season with at least three made 3-pointers - 14 points, two assists and a steal vs. Arkansas - 16 points with two assists at No. 13/12 Florida - Key in home win over Tennessee with five 3s, 15 points, 2 assists, 1 block, 2 steals in 35 min. - Just 6 points, but hit shot of the game, a late 3 to help secure win on Senior Night vs. MSU
12		KHADIM GUEYE - Fr. - F - 7-0 - 235 - Dakar, Senegal MIN PTS RBS BLK FG% 3FG% FT% 7.4 0.4 0.9 0.3 25.0 0.0 62.5	- Tallied first points of the season vs. SC State, scoring six points with five rebounds - Four points, three rebounds and two blocks in win over Lander - Pulled down two rebounds at Memphis - Pulled down two rebounds with a steal in home win vs. Ole Miss - Collected an SEC season high three rebounds at LSU
13		TOMMY CORCHIANI - Fr. - G - 6-1 - 173 - Raleigh, N.C. MIN PTS RBS AST FG% 3FG% FT% 2.2 0.0 0.2 0.0 0.0 0.0 0.0	- Averaged 12 points, four rebounds and four assists during senior season at Ravesncroft High School - Son of former NC State standout Chris Corchiani - Saw action vs. SC State, collecting a rebound
14		RAN TUT - Jr. - F - 6-9 - 210 - Melbourne, Australia MIN PTS RBS AST FG% 3FG% FT% 5.1 1.0 1.3 0.1 40.0 0.0 0.0	- Played two seasons at Monroe College, averaging 10.4 points, 5.9 rebounds and 1.1 blocks in 21.0 minutes per game - Saw action in win at Tennessee off the bench - Hit a jumper in win over Auburn - Scored four points off the bench in win at LSU
15		PJ DOZIER - So. - G - 6-6 - 205 - Columbia, S.C. MIN PTS RBS AST FG% 3FG% FT% 28.3 13.6 4.7 2.9 39.6 32.2 58.5	- Big in home win vs. Georgia, team high 21 pts, 3 assists, 2 steals/10 2nd half pts - Big late vs. Alabama, tallied 21 points with four steals in 54 minutes - Posted 15 points and pulled down a team high 7 rebounds at Vanderbilt - Led the team with 19 points and 4 assists in home win over Tennessee - 9 points, 9 rebounds, 3 steals in home win vs. Mississippi State
20		JUSTIN MCKIE - Sr. - G - 6-4 - 204 - Columbia, S.C. MIN PTS RBS AST FG% 3FG% FT% 18.6 4.5 2.2 1.4 37.0 32.3 62.5	- Hit a 3, and pulled down three rebounds to go along with two assists at Mizzou - Hit crucial 3 with 3:17 on the clock to put Gamecocks up by 9 in home win vs. Georgia, also hit the game winning free throws with six seconds to play - Tallied 8 points in win at Miss. State, including 3 as time expired before half to tie game
21		MAIK KOTSAR - Fr. - F - 6-10 - 245 - Tallin, Estonia MIN PTS RBS AST FG% 3FG% FT% 23.5 6.0 5.1 0.6 49.7 0.0 41.3	- 8 points and 8 rebounds with two assists and a steal in win over Auburn - 6 rebounds with two assists in a season high 32 minutes at Mizzou - 7 points, 7 rebounds, including six boards in 2nd half of home win vs. Georgia - 10 points and five rebounds, 5-of-7 from the floor, in win at Miss. State - Pulled down six rebounds with two assists and two blocks vs. Arkansas
23		EVAN HINSON - Fr. - G - 6-4 - 238 - Deltona, Fla. MIN PTS RBS AST FG% 3FG% FT% 2.6 1.0 0.6 0.2 25.0 33.3 1.000	- Averaged 23.5 points, 6.8 rebounds and 4.7 assists per game as a junior when he was named the Daytona Beach News-Journal's Player of the Year on the hardwood - Also a member of the Carolina football team, playing tight end - Pulled down two rebounds in win over Auburn - Scored first career points with two made free throws at LSU
24		SEDEE KEITA - Fr. - F - 6-9 - 240 - Philadelphia, Pa. MIN PTS RBS BLK FG% 3FG% FT% 10.7 1.4 2.3 0.4 29.3 0.0 47.1	- Was sidelined during preseason camp due to a wrist injury - Pulled down seven rebounds with two steals in 25 minutes at Memphis - 5 rebounds and a block in 10 minutes in win at Tennessee - Pulled down three rebounds with two steals at Kentucky
25		CHRISTIAN SCHMITT - Fr. - G - 6-0 - 175 - Mars, Pa. MIN PTS RBS AST FG% 3FG% FT% 1.4 0.0 0.0 0.0 0.0 0.0 0.0	- Walk-on who joined the Gamecocks this fall - Averaged 12.0 points, 3.0 rebounds and 5.0 assists per game during senior season at Mars Area High - Saw action vs. SC State and Lander
30		CHRIS SILVA - So. - F - 6-9 - 223 - Libreville, Gabon MIN PTS RBS BLK FG% 3FG% FT% 20.1 10.1 5.8 1.3 55.7 0.0 73.3	- Leads the team and is among SEC leaders with 1.3 blocks per game - 15 points and two rebounds in win at Miss. State/5-of-7 from the floor, 5-of-6 from free throw - Matched his career high for the 4th time this season with 16 points vs. Arkansas - 14 points, 4 rebounds and a block at Vanderbilt - 15 points, 11 rebounds for third-career double-double in home win vs. MSU
31		JARRELL HOLLIMAN - R-Jr. - F - 6-7 - 206 - Alpharetta, Ga. MIN PTS RBS AST FG% 3FG% FT% 6.1 0.6 0.7 0.1 37.5 0.0 1.000	- R-junior forward who saw action in four contests last season - Career high 14 minutes in opener vs. La Tech, scoring first points of his career, finishing with four points and an assist - Collected a rebound vs. Holy Cross in 12 minutes off the bench
34		JOHN RAGIN - So. - G - 6-2 - 177 - Eastover, S.C. MIN PTS RBS AST FG% 3FG% FT% - - - - - - -	- Saw action in four contests before an illness sidelined him for the final 11 games of the season - Tallied two points in home win vs. Francis Marion (Dec. 30)

INTERVIEW POLICIES

All interview requests must be made in advance to SID Emily Miles in the South Carolina Media Relations Office. Beginning with the start of practice in October, Miles will release a weekly coach and student-athlete availability schedule to media on Mondays.

Post-Game Interview Policy: After each home game, the visiting coach will address the media first, followed by South Carolina student-athletes then South Carolina head coach Frank Martin. (Depending on deadline, this may be altered on a game-by-game basis).

Road Interview Policy: Interviews with Coach Martin and Gamecock student-athletes while on the road will be scheduled according to the home post-game media procedure.

All interviews are to be coordinated through the Media Relations Office. This allows the staff to arrange the interview when it best suits the student-athlete's and the reporter's schedules. Please contact the Media Relations Office in advance to make your interview requests. Media are not permitted to contact student-athletes on their own at any time.

All interviews will take place at the designated media interview site for that day as listed in the weekly availability schedule or in the Media Relations Office.

Dormitory, apartment and cell phone numbers for student-athletes will not be provided to the media. Should you need to conduct a telephone interview with a student-athlete, a call will be placed to you from the student-athlete at a mutually agreeable time.

SOUTH CAROLINA MEDIA RELATIONS

Emily Miles, primary contact

Associate Director

cell: 803-727-3284

e-mail: efeeneey@mailbox.sc.edu

Twitter: @EmilyMiles_SID

Website: www.GamecocksOnline.com

Facebook: www.Facebook.com/GamecockMBB

Twitter: @GamecockMBB

Instagram: @GamecockMBB

STAT COMPARISON

	SC	OLE MISS	NCAA Rank
Record	22-8	18-12	50/95
Conference Record	12-5	9-8	-
Current Streak	W2	L1	-
Scoring Avg.	72.8	77.7	188/67
Opponent Scoring Avg.	64.1	76.4	26/273
Scoring Margin	+8.6	+1.3	46/166
Field Goal %	.418	.420	299/276
Opponent Field Goal %	.394	.427	16/109
3-Point Field Goal %	.343	.341	220/203
Opponent 3-Point Field Goal %	.286	.366	2/281
3-Point Field Goal Made PG	6.8	7.6	228/141
3-Point Field Goal Attempts PG	19.7	22.9	222/134%
Free Throw %	.696	.762	189/20
Opponent Free Throw %	.714	.690	-
Rebounding Avg.	36.6	39.1	130/31
Opponent Rebounding Avg.	35.0	36.8	-
Rebounding Margin	+1.6	+2.3	132/104
Turnovers Avg.	13.6	14.5	224/292
Opponent Turnover Avg.	17.4	14.3	5/91
Assists Avg.	12.7	12.9	240/208
Blocks Avg.	3.9	4.4	95/52
Steals Avg.	7.9	6.9	30/94

% indicates total attempts

NCAA stats games through March 1

BY THE NUMBERS

5th

South Carolina ranks **fifth** nationally in turnovers forced per game, as Gamecock opponents are averaging 17.4 turnovers per game. That mark leads the SEC as well.

2nd

Carolina ranks **second** in 3-point field goal percentage defense (28.6%) nationally. South Carolina has held 17 opponents to below 30% from 3 this season.

47-49

South Carolina senior guard Sindarius Thornwell has hit 47-of his last-49 free throw attempts dating back to the game at Miss. State on Feb. 11. He is 9th in the SEC at 85.3% on the year.

5

Senior guard Duane Notice posted **five** 3s in the win over Tennessee on Feb. 25. It marked the 29th time in his career he's connected on at least three 3s in a game.

15/11

Sophomore forward Chris Silva collected the third double-double of his career with 15 points and 11 rebounds in the win vs. Miss. State on Tuesday.

A SOUTH CAROLINA WIN WOULD ...

- Be the Gamecocks' 13th SEC win of the season, which would mark the second-most ever in SEC play for Carolina, as only the 1997 squad posted more at 15 wins during league play
- Be Carolina's seventh road win of the season, the most road wins since the 2005--6 team also won seven on the road
- Improve the Gamecocks' record in league road games to 6-3, which would mark the most road wins in SEC action since the 1997 team went 7-1 on the road

- South Carolina captured its 20th win of the season on Feb. 11 in Starkville. It marked the first time the Gamecocks have had back-to-back 20-wins seasons (25-9 during 2015-16 campaign) since the 2003-04 (23-11), the 2004-05 (20-13) and the 2005-06 (23-15) seasons when the Gamecocks posted three-straight 20-win campaigns.

- The Gamecocks posted their 10th SEC win of the season in Starkville as well, marking just the fifth double-digit win total in SEC play for Carolina in its 26-seasons in the league. It's also just the second time that Carolina has had back-to-back seasons with double-digit league wins, as the Gamecocks posted 11 last season. (15 SEC wins in 1997, 11 in 1998).

- SEC Player of the Year candidate Sindarius Thornwell continued his outstanding season on Tuesday vs. Mississippi State. Thornwell scored a team high 22 points, hitting 11-of-12 from the charity stripe, while also collecting six rebounds, dishing three assists and picking up a pair of steals. Thornwell has scored at least 15 points in 22 games this season and has 14 20-point scoring games. - Thornwell was named to the Naismith Trophy Top 30 list, the Atlanta Tipoff Club announced on Feb. 9. The list is comprised of the nation's top players who are in consideration for the 2017 Naismith Men's College Player of the Year award.

- Thornwell has accounted for 30.9% of the team's scoring over the course of the last five games. Overall this season, he accounts for 23.0% of Carolina's scoring. In league play, that number jumps to 29.9%. Only one other player in the last 18 SEC seasons has accounted for more of his team's scoring in SEC games and had winning SEC seasons than Thornwell. UT's Ron Slay accounted for 31.3% of the Vols scoring during the 2003 league campaign.

- In league play, Carolina opponents are averaging 18.5 turnovers per contest. Two straight opponents - Tennessee and Mississippi State - both committed 20 turnovers. It marked the sixth and seventh SEC opponents that have committed at least 20 turnovers.

- Through 30 games this season, South Carolina has held the opposing team's top scorer to below his season average in 23 of those games.

- South Carolina has forced at least 15 turnovers in every SEC game this season except the Arkansas game (the Razorbacks had 13). Texas A&M's 25 marked an opponent season high in the category, and Alabama was just behind with 24 giveaways.

- South Carolina currently ranks second in the nation in 3-point field goal percentage defense, holding oppo-

nents to just 28.6 percent from beyond the arc this season. Carolina has held eight opponents to below 20% from 3-point range this season and 17 opponents below 30%.

- South Carolina leads the SEC in several defensive categories entering Saturday's matchup vs. the Rebels. In overall games, Carolina is tops in scoring defense (64.1), FG% defense (39.4%) and 3-point FG% defense (28.6%), and is first in steals (7.9 per game). In strictly league games, Carolina is third in scoring defense (67.8), second in 3-point FG% defense (30.5%) and first in steals (7.9 per game).

- Individually in the SEC statistics (overall games), Thornwell is second in the league in scoring (21.0), is sixth in rebounds (7.3), first in steals (2.2) and seventh in offensive rebounds per game (2.6). Dozier is seventh with 1.7 steals per outing.

- South Carolina was 15-3 at home during the regular season, averaging 75.7 points per game and hitting 41.8% from the field.

- The Gamecocks are 6-4 in away games this season (5-3 in SEC games), and average 69.3 points per game and have hit 41.7% from the field.

- South Carolina head coach Frank Martin is 88-83 (.514) all-time in conference games.

- Martin is 23-33 (.417) against ranked opponents as a head coach. His teams have four wins over opponents ranked in the top five, and two wins over opponents who are ranked No. 1.

- South Carolina is in its 26th basketball season as a member of the Southeastern Conference. The Gamecocks are 167-258 (.392) all-time in SEC games.

- The Gamecocks currently rank 27th in the NCAA RPI (games through March 1), which is third in the SEC behind Florida (3rd) and Kentucky (8th).

- South Carolina has 12 top 100 RPI and 16 top 150 RPI wins this season.

KEY STAT

The Gamecock defense has been stellar the past two games, both Carolina home wins. Tennessee (18) and Mississippi State (20) combined for 38 made shots, and hit 34.9% combined from the field. The Vols made just one 3, and MSU hit 7-of-26 (26.9%) attempts. Over the stretch, Carolina has forced 20.0 turnovers per game, and collected 17 total steals, led by Dozier and Notice with four each.

ASSOCIATED PRESS TOP 25

Feb. 27, 2016

Rk.	Team	Record	Pts.
1	Kansas (58)	26-3	1,618
2	Villanova (2)	27-3	1,487
3	UCLA (3)	26-3	1,474
4	Gonzaga (2)	29-1	1,419
5	North Carolina	25-5	1,381
6	Oregon	26-4	1,343
7	Arizona	26-4	1,223
8	Louisville	23-6	1,176
9	Kentucky	24-5	1,119
10	West Virginia	23-6	1,041
11	Baylor	23-6	923
12	Florida	23-6	807
13	Butler	23-6	795
14	SMU	25-4	738
15	Florida State	23-6	722
16	Purdue	23-6	651
17	Duke	22-7	622
18	Cincinnati	25-4	504
19	Notre Dame	22-7	482
20	Saint Mary's	26-3	445
21	Wichita State	27-4	250
22	Wisconsin	22-7	206
23	Virginia	19-9	194
24	Iowa State	19-9	168
25	Miami	20-8	123

Others receiving votes: Minnesota 66, Oklahoma State 54, Dayton 32, Michigan 14, Middle Tennessee 13, Creighton 12, USC 7, Michigan State 3, Monmouth 3, VCU 2, Virginia Tech 2, Vermont 2, Arkansas 1, Maryland 1, Princeton 1, BYU 1

Dropped from rankings: Creighton 23, Maryland 24

ESPN/USA TODAY TOP 25

Feb. 27, 2016

Rk.	Team	Record	Pts.
1	Kansas (23)	26-3	790
2	UCLA (3)	26-3	730
2	Villanova (5)	27-3	730
4	Gonzaga (1)	29-1	686
5	North Carolina	25-5	663
6	Oregon	26-4	653
7	Louisville	23-6	600
8	Arizona	26-4	585
9	Kentucky	24-5	578
10	West Virginia	23-6	478
11	Baylor	23-6	461
12	Florida	23-6	382
13	Notre Dame	22-7	334
14	Duke	22-7	315
15	Butler	23-6	314
16	Purdue	23-6	299
17	Florida State	23-6	290
18	Saint Mary's	26-3	273
19	SMU	25-4	269
20	Cincinnati	25-4	210
21	Wisconsin	22-7	185
22	Wichita State	27-4	140
23	Virginia	19-9	138
24	Iowa State	19-9	57
25	Miami	20-8	48

Others receiving votes: Creighton 44, **South Carolina 25**, USC 21, Middle Tennessee 20, Oklahoma State 16, Dayton 15, Minnesota 10, Maryland 9, Northwestern 8, Xavier 8, Michigan State 7, California 4, Arkansas 2, Michigan 2, VCU 1

Dropped from rankings: Creighton 23, Maryland 24



SOUTHEASTERN CONFERENCE STANDINGS

As of March 1

Team	Conference	Overall
Kentucky	15-2	25-5
Florida	14-3	24-6
South Carolina	12-5	22-8
Arkansas	11-6	22-8
Alabama	10-7	17-12
Georgia	9-8	18-12
Ole Miss	9-8	18-12
Vanderbilt	9-8	16-14
Texas A&M	8-9	16-13
Tennessee	7-10	15-15
Auburn	6-11	17-13
Mississippi State	5-12	14-15
LSU	2-15	10-19
Missouri	2-15	7-22

COACHES TELECONFERENCE

The weekly SEC men's basketball coaches teleconference will be held Monday, Jan. 2 and 16; Thursday, Jan. 26; Monday, Feb. 6, 20 and March 6. Media representatives wishing to participate in the teleconference should contact the SEC Communications Department for further details. Each coach will appear on the teleconference for seven minutes, according to the following schedule:

ORDER OF APPEARANCE

(All Times Eastern)

11:00 a.m.	Bryce Drew, Vanderbilt
11:07 a.m.	Mike White, Florida
11:14 a.m.	Frank Martin, South Carolina
11:21 a.m.	Mark Fox, Georgia
11:28 a.m.	Johnny Jones, LSU
11:35 a.m.	John Calipari, Kentucky
11:42 a.m.	Rick Barnes, Tennessee
11:49 a.m.	Mike Anderson, Arkansas
11:56 a.m.	Avery Johnson, Alabama
12:03 a.m.	Bruce Pearl, Auburn
12:10 a.m.	Andy Kennedy, Ole Miss
12:17 a.m.	Ben Howland, Miss. State
12:24 a.m.	Kim Anderson, Missouri
12:31 a.m.	Billy Kennedy, Texas A&M

In addition, the SEC men's basketball teams who make it to postseason will be on a teleconference on Monday, March 13 beginning at 10:00 a.m. CT.

All SEC basketball teleconferences can be listened to on the internet at www.secdigitalnetwork.com shortly after the conclusion of the teleconference.

CAROLINA BENCH PRODUCTION

GAME	SC-OPP	DIFF.	BENCH SCORER
La Tech	18-19	-1	Gravett, 7
Holy Cross	25-9	+16	McKie, 10
Monmouth	12-14	-2	McKie, 8
SC State	31-9	+22	Felder, 9
Michigan	7-15	-8	McKie, 5
vs. Syracuse	7-7	-	McKie, 3
Vermont	8-18	-10	Keita, 4
FIU	11-2	+9	Keita, 6
vs. Seton Hall	16-13	+3	Gravett, 11
at USF	13-14	-1	Felder, 11
Clemson	3-29	-26	Gravett, 2
Lander	37-25	+12	Felder, 20
at Memphis	18-7	+11	Felder, 10
at Georgia	9-8	+1	Gravett, 6
Texas A&M	19-12	+7	Felder, 19
at Tennessee	22-19	+3	Gravett, 12
Ole Miss	12-24	-12	Felder, 12
Florida	11-26	-15	Felder, 7
at Kentucky	21-23	-2	Blanton, 12
Auburn	23-33	-10	McKie, 13
at Missouri	22-8	+14	Felder, 13
at LSU	20-28	-8	Felder/McKie, 6
Georgia	14-14	-	Felder/McKie, 7
Alabama	5-56	-51	McKie, 3
at Mississippi State	11-36	-25	McKie, 5
Arkansas	8-18	-10	Felder, 8
at Vanderbilt	5-22	-17	Keita, 3
at Florida	7-16	-9	McKie, 3
Tennessee	23-19	+4	Felder, 12
Mississippi State	11-27	-16	Kotsar, 5
at Ole Miss			

SPECIALTY STATS

(PP) points in paint; (OT) points off turnovers; (2nd) second chance points; (FB) fast break points

(South Carolina-Opponent)

GAME	PP	OT	2ND	FB
La Tech	38-30	17-18	19-9	13-10
Holy Cross	30-20	12-9	13-4	14-4
Monmouth	24-26	10-13	12-17	0-10
SC State	44-12	23-9	28-4	14-4
Michigan	36-8	14-8	9-10	8-0
vs. Syracuse	30-8	11-11	9-10	8-3
Vermont	46-18	24-11	11-11	9-3
FIU	34-26	24-6	17-10	13-4
vs. Seton Hall	28-28	19-18	5-15	6-6
at USF	30-24	16-12	17-11	9-11
Clemson	36-33	10-10	18-13	6-15
Lander	40-24	15-7	16-7	23-14
at Memphis	14-32	9-13	5-6	3-10
at Georgia	38-18	18-9	13-7	8-5
Texas A&M	32-26	30-12	18-8	13-4
at Tennessee	26-22	19-21	6-11	17-6
Ole Miss	24-20	20-22	9-6	7-8
Florida	20-38	13-11	8-7	4-10
at Kentucky	38-36	18-18	14-9	12-6
Auburn	22-35	27-16	20-18	8-11
at Missouri	12-36	16-11	14-9	0-2
at LSU	42-32	34-12	13-13	4-4
Georgia	26-32	16-11	16-7	15-6
Alabama	34-44	18-16	23-7	5-17
at Mississippi State	36-24	28-16	5-8	6-8
Arkansas	44-34	16-13	13-8	13-6
at Vanderbilt	32-22	12-14	8-8	4-2
at Florida	34-26	16-11	8-6	10-7
Tennessee	28-28	27-18	12-16	10-4
Mississippi State	24-26	12-17	11-11	6-4
at Ole Miss				
SC Total	942	544	390	268
SC Average	31.4	18.1	13.0	8.9
Opp Total	788	393	286	204
Opp Average	26.3	13.1	9.5	6.8

UNIVERSITY INFORMATION

Location.....	Columbia, S.C.
Founded.....	1801
Enrollment.....	33,724
Nickname.....	Gamecocks
Colors	Garnet (PMS 202) and Black
National Affiliation	NCAA Division I
Conference.....	Southeastern (SEC)
Athletics Web Address	www.GamecocksOnline.com
University Web Address.....	www.sc.edu
President	Dr. Harris Pastides
NCAA Representative	Dr. Valinda Littlefield
Athletics Director	Ray Tanner
Basketball Administrator/Chief Operating Officer.....	Kevin O'Connell

BASKETBALL STAFF/INFORMATION

Head Coach	Frank Martin
Alma Mater	Florida International, '93
Record At South Carolina/Seasons	92-71 (.564), 5th season
Overall Record/Seasons	209-125 (.625), 10 season
Assoc. Head Coach/Recruiting Coord.	Matt Figger (Eastern Kentucky, '95)
Assistant Coach	Perry Clark (Gettysburg, '74)
Assistant Coach	Bruce Shingler (St. Augustine's College, '05)
Director of Basketball Operations	Andy Assaley (Cincinnati, '96)
Strength & Conditioning Coach.....	Scott Greenawalt (Muskingum College, '98)
Athletic Trainer	Mark Rodger (Buffalo, '01)
Video Coordinator	Jay Gibbons (Clayton State, '03)
Student-Athlete Development	Doug Edwards (Florida State, '07)
Student Assistant Coach	Brian Steele (South Carolina, '16)
Graduate Student Manager	Ryan McIntyre (West Virginia, '11)
Director of Social Media	Dushawn Davis (Coastal Carolina, '11)
Special Assistant to the Head Coach.....	Jarett Gerald (South Carolina, '11)
Associate Media Relations Director.....	Emily Miles (Ball State, '03)
Home Arena.....	Colonial Life Arena
Capacity	18,000
Arena General Manager.....	Sid Kenyon
Press Row Phone Number	803-777-6182

BASKETBALL HISTORY

First Year of Basketball.....	1908
All-Time Record.....	1,389-1,220-1 (.532)
Overall Postseason Record	26-19
NCAA Tournament Appearances.....	8 (1971, 1972, 1973, 1974, 1989, 1997, 1998, 2004)
NCAA Tournament Record.....	4-9
Last NCAA Tournament Appearance	2004, L vs. Memphis, 59-43
NIT Appearances	11 (1969, 1975, 1978, 1983, 1991, 1996, 2001, 2002, 2005, 2006, 2009, 2016)
NIT Record	22-10
Last NIT Appearance	2016, L vs. Georgia Tech, 83-66
Conference Championships/Titles.....SoCon Regular Season (1927, 1933, 1934, 1945); SoCon Tournament Champion (1933); ACC Regular Season (1970);ACC Champion (1971); SEC Regular Season (1997); SEC East Division Co-Champions (2009)

MEDIA RELATIONS

Associate Media Relations Director/Men's Basketball	Emily Miles
Miles' email	efeeney@mailbox.sc.edu
Miles' office phone	803-777-7743
Miles' cell phone	803-727-3284
Miles on Twitter.....	@EmilyMiles_SID
Website	GamecocksOnline.com

- Eight different Gamecocks average at least 12 minutes per game, and six different players provide at least five points per outing.

- South Carolina captured its 11th win of the SEC season on Feb. 25 with a 27-point win over Tennessee. Four scored in double-figures for the Gamecocks, led by sophomore guard PJ Dozier's 19. Senior guard Duane Notice was key in a big second half for the Gamecocks, as he hit five 3s in the game, including three in the first five and a half minutes of the second half. The Gamecock defense was strong against the Vols, holding UT to just 7.7% from 3-point range (1-13) and 33.3% overall in the game.

- Despite a 23-point, 10 rebound performance from senior guard Sindarius Thornwell, South Carolina suffered its third-straight loss in an 81-66 decision at No. 13/12 Florida on Feb. 21 in Gainesville. Fellow senior guard Duane Notice was also in double-figures with 16 on the night. After not connecting for a 3-pointer in the first matchup between the two schools, Florida hit nine 3s and out-rebounded Carolina in the 15-point win.

- South Carolina suffered its second-consecutive home loss on Feb. 15, falling to Arkansas 83-76. The Razorbacks hit 53.6% from the floor, which included a 7-of-14 mark from 3-point range, in the win. Carolina hit 43.1 percent of its attempts, but Arkansas would lead the entire second half to pull away for the victory.

- For his play vs. Alabama and Miss. State, Thornwell was named the SEC's Player of the Week on Feb. 13. He average 36.0 points and 12.5 rebounds to earn the honor.

- Senior guard Sindarius Thornwell hit the 20-point mark for the 12th time this season, and the Gamecocks shot 42.9 percent from the field, but Vanderbilt used a 44-point second half to post a 71-62 win over the visiting Gamecocks at Memorial Gym on Feb. 18. The loss was Carolina's second in a row, and dropped the Gamecocks two games back of Florida and Kentucky in the SEC standings. Sophomore guard PJ Dozier (15) and sophomore forward Chris Silva (14) also added double-figure points for the Gamecocks in the loss.

- Once again led by senior guard Sindarius Thornwell, Carolina posted a four-point victory on the road at Mississippi State on Feb. 11. It marked Carolina's sixth road win of the season - the most since the 2005-06 campaign (7 road wins), and the Gamecocks' fifth in league play, the most since 1997 (7 road wins). Thornwell would score Carolina's first 10 and final seven points in the win. Sophomore forward Chris Silva (15) and rookie forward Maik Kotsar (10) were also in double digits.

- Despite an historic 44-point, 21-rebound effort from senior guard Sindarius Thornwell, the Gamecocks suffered a 4OT home loss to Alabama on Feb. 7. Carolina made just 3-of-30 attempts in the first half, trailing the Crimson Tide 32-16 at halftime. Propelled by Thornwell's heroics, the Gamecocks were able to regroup in the second half to force the overtime sessions. The loss was Carolina's first SEC home loss of the season.

- Paced by sophomore guard PJ Dozier's seventh 20-point game of the season and four 3-pointers each from seniors Sindarius Thornwell and Duane Notice, No. 19/20 Carolina held off Georgia to register a 77-75 win on Feb. 4. The win completed the regular-season sweep of the Bulldogs after Georgia had won the previous three meetings between the two schools. Dozier would score five points in the final 1:52 of the game, however, senior guard Justin McKie's two free throws with just six seconds remaining proved the game winners.

- Senior guard Sindarius Thornwell claimed sole possession of first place in Carolina history with his 117th career start at LSU. He passed Gamecock greats BJ McKie and Melvin Watson, who both started 116 career games, to claim the top spot.

- Carolina's win at Tennessee was the 200th of head coach Frank Martin's coaching career. He amassed a 117-54 record as head coach at Kansas State, and holds a mark of 84-66 in his fifth season at Carolina.

DOZIER NAMED TO SEC COMMUNITY SERVICE TEAM

South Carolina sophomore guard PJ Dozier was named to the 2017 SEC Community Service Team on Thursday. This season marks the 19th that the SEC has named its Community Service Team in men's basketball. Dozier has done outstanding work in community outreach during his time at Carolina, reading to local schools, helping with Meals on Wheels and the annual 8K In 8 Days campaign to name a few.

NATIONAL RANKINGS

South Carolina is receiving votes in the Coaches Top 25 Poll this week. South Carolina has been ranked in the AP poll for nine weeks this season and in the Coaches Poll for 10 weeks. The Gamecocks jumped in to the national rankings on Nov. 28 for the first time this season after posting wins over two ranked opponents the previous week in No. 25/24 Michigan and No. 18/16 Syracuse. The Gamecocks checked in at No. 20 in the Associated Press poll and No. 23 in the Coaches Poll. The Gamecocks have risen to as high as 16th in the AP poll this season (Dec. 12), which was the highest rank for Carolina since the Gamecocks were ranked 14th in the final poll of the 1997-98 campaign. The Gamecocks high mark in the Coaches poll this season was at No. 15 (Dec. 12).

SCOUTING OLE MISS

- The Rebels are 18-12 on the year, and hold a 9-8 record in SEC games.
- Ole Miss is 12-5 in home games this season, including a 5-3 mark in SEC home games.
- Including the Jan. 14 matchup vs. the Gamecocks, Ole Miss is 8-6 in its last 14 games and is 3-2 in its last five games.
- Most recently Ole Miss suffered a 70-55 loss at Alabama on Wednesday night. Freshman guard Tyree Breein led the squad with 14 points in the loss.
- Three average double-figure points for the Rebels in overall games in Deandre Burnett (16.5), Sebastian Saiz (14.9) and Terence Davis (14.4).
- Saiz leads the SEC with his 10.8 rebounds per game. That mark ranks among the top 10 nationally. He has 323 total rebounds this season, including 94 on the offensive glass (3.1 per game).
- The Rebels ranks second in the SEC and 20th nationally at the free throw line, connecting on 76.2% (602-790) of their attempts.
- Burnett's 89.9% (178-198) from the free throw line leads the SEC and is 14th nationally.
- The Rebels are led by head coach Andy Kennedy in his 11th season. Kennedy and Gamecock head coach Frank Martin coached together at Cincinnati prior to Kennedy's appointment at Ole Miss and Martin's move to Kansas State as an assistant.



OLE MISS SERIES

The all-time series between South Carolina and Ole Miss is tied at 18-all after the Gamecock win earlier this season in Columbia. The Gamecocks captured just their second win in Oxford in an overtime thriller last season behind a strong 19-point effort from then-senior Michael Carrera. Prior to that win, Carolina's only other victory on the road in the series came in an 80-77 win on Feb. 2, 2008. Devan Downey's 25 points, seven assists and five steals paced the Gamecocks in that win. Carolina's three-game win streak vs. Ole Miss matches a stretch of three-straight wins from 2007-09 for the longest Gamecock win streak in the series. Below is a breakdown of the all-time series and a look at the last 10 meetings between the two schools:

OLE MISS (18-18)

H: 11-2; A: 2-12; N: 5-4

F. 22, 2011	H	79-73	W	
M. 10, 2011	N	55-66		L
J. 28, 2012	A	62-66		L
F. 20, 2013	H	63-62	W	
J. 18, 2014	H	74-75		L
F. 1, 2014	A	71-75		L
J. 10, 2015	A	49-65		L
M. 12, 2015	N	60-58	W	
J. 19, 2016	A	77-74 (OT)	W	
J. 14, 2017	H	67-56	W	

BY THE NUMBERS

- 1.3** - Sophomore forward Chris Silva is averaging 1.3 blocks per game this season, which is a team high.
- 1.7** - PJ Dozier's 1.7 steals per game is second on the team and ranks seventh in the SEC. Dozier has eight games this season with at least three steals, and collected a season high four steals vs. FIU and again vs. Alabama.
- 2.2** - Senior guard Sindarius Thornwell is averaging 2.2 steals per game this season, which leads the SEC and ranks 13th nationally. He is also averaging a league best 2.5 steals per SEC game.
- 2.982** - The Gamecocks excelled in the classroom during the fall semester, as the team posted a cumulative GPA of 2.982.
- +3.8** - South Carolina leads the SEC and is 10th nationally with a turnover margin of +3.8.
- 5+** - Senior guard Sindarius Thornwell dished a team high five assists in the win over Auburn on Jan. 24, marking the 26th game of his career with five or more helpers.
- 6** - South Carolina committed just six turnovers in the win vs. A&M on Jan. 7, trying for the fewest in the Frank Martin era.
- 8** - South Carolina committed just eight turnovers in the home win vs. Georgia on Feb. 4.
- 8-8** - Sophomore forward Chris Silva was a perfect 8-of-8 from the charity stripe in the win over Auburn on Jan. 24.
- 13** - South Carolina's 13 steals vs. FIU on Dec. 4 marked a season high in the category, surpassing the previous high of 12 vs. Syracuse.
- 13** - Senior guard Justin McKie scored a career high 13 points in the win over Auburn on Jan. 24. He hit 5-of-7 from the floor, including a career best 3-of-4 from range.
- 14-15** - Senior guard Sindarius Thornwell set then-career highs when he hit 14 free throws on 15 attempts at Kentucky on Jan. 21. Thornwell missed his first free throw of the game, and went on to finish 14-14 from the line the rest of the way.
- 16** - Sophomore forward Chris Silva scored a career high 16 points in Carolina's win vs. Ole Miss on Jan. 14, and has matched the mark three times in league play, most recently vs. Arkansas on Feb. 15.
- 17.4** - South Carolina leads the SEC and ranks fifth nationally with 17.4 forced turnovers per game.

21.0 - Thornwell's 21.0 points per game in overall games this season ranks second in the SEC and 18th nationally. Thornwell has scored in double-figures in every game this season and has scored 15 or more 22 times.

23 - South Carolina dished a season high 23 assists in the Jan. 24 win over Auburn. It is the third-most ever during the Frank Martin era.

25 - The 25 turnovers by Texas A&M were an opponent high this season. It was the most turnovers in a game by a Carolina opponent since SE Louisiana committed 26 turnovers on Dec. 21, 2011.

30 - Freshman guard Rakym Felder's 30 3s on the year mark the most by a Carolina freshman since Sindarius Thornwell had 37 during his rookie campaign in 2013-14.

37 - Dozier's 37 made 3s this season are 27 more than his total of 10 from his rookie campaign.

37-3 - Over the course of the last two seasons, the Gamecocks are 37-3 in games when leading at the half. Carolina was 20-1 last season when leading at the half, and 17-2 this season when holding the edge at the break.

34 - Senior guard Sindarius Thornwell scored a then-career high 34 points in the contest at Kentucky on Jan. 21. It marked the first 30-point game of his career.

34 - South Carolina scored a season high 34 points off of 22 LSU turnovers in the win at the Maravich Center on Feb. 1.

47 - South Carolina has out-scored its opponent in points in the paint in 47 of the last 63 games dating back to last season. The Gamecocks are 39-7 in those games, including a 15-5 mark this season when scoring more points in the paint than its opponent.

51.0% - South Carolina collects an assist on 51.0 percent of its made baskets this season (381/746). Carolina dished 15 assists in the home win vs. Tennessee, led by PJ Dozier's four helpers.

60+ - Three different Gamecocks have registered at least 60 assists this season. Sophomore guard PJ Dozier's 83 are a team high, while senior guards Duane Notice and Sindarius Thornwell have dished 67 and 70, respectively, this season.

64.1 - South Carolina ranks 26th in the country and leads the SEC in scoring defense, as opponents are averaging just 64.1 points per game this season.

62 - The senior trio of Sindarius Thornwell (22), Duane Notice (27) and Justin McKie (13) accounted for 62 points in the Carolina win over Auburn on Jan. 24.

98 - South Carolina's 98 points scored vs. Auburn marked the third-most every scored in an SEC game and the most ever scored during the Frank Martin era.

125 - Senior guard Sindarius Thornwell is the career leader at Carolina with 125 starts.

163 - Sindarius Thornwell's 163 made free throws this season is second in the SEC and 17th nationally.

186 - Senior guard Sindarius Thornwell ranks fifth all-time in career steals at Carolina with 186, including 53 this season.

176 - South Carolina is 176-82 all-time at Colonial Life Arena, including an 15-3 mark this season.

300 - Senior guard Duane Notice collected the 300th assist of his career at Memphis on Dec. 30.

500 - Sophomore guard PJ Dozier tallied the 500th point of his career in the Jan. 28 win at Missouri.

638 - Sindarius Thornwell ranks third among active players in the SEC with 638 career rebounds.

1,345 - Senior guard Duane Notice ranks tied for 19th all-time at Carolina with 1,345 points. He is tied with Nate Davis, who scored 1,345 career points from 1973-1977. Notice is just 16 points away from surpassing Mike Doyle (1,360) for 18th all-time.

1,782 - Senior guard Sindarius Thornwell ranks fifth all-time at Carolina with 1,782 career points. Thornwell is 122 points away from passing Devan Downey (1,901) for fourth place all-time. Thornwell is just the sixth Gamecock to score at least 1,700 points during his career.

3,127 - Senior guards Duane Notice and Sindarius Thornwell have combined to score 3,127 points during their time in the Garnet and Black.

UP NEXT

South Carolina has earned a double-bye in next week's SEC Tournament and will play as either the No. 3 or No. 4 seed at the event. The Gamecocks also earned a double-bye last season. Carolina will open action at the Tournament on Friday, March 10 at either 3:30 ET or 9:30 ET.

SILVA EMERGING AS CONSISTENT OFFENSIVE THREAT

Sophomore forward Chris Silva has emerged as a consistent offensive threat this season. The Libreville, Gabon, native has set or matched a career high in scoring four different times this season, including in the Feb. 15 game vs. Arkansas, matching a career best with 16 points. Silva has hit 55.7 percent of his shot attempts this season (102-183), and is also hitting 73.3 percent (99-135) at the foul line. His rebounds per game average (5.8) is significantly higher than his freshman season, and his 40 blocks this season are 12 more than he had in all of 2015-16. Below is a quick breakdown of some key numbers from his rookie to sophomore campaigns:

	<i>Freshman</i>	<i>Sophomore</i>	<i>Note</i>
FG%	48.2%	55.7%	<i>was 5-7 from the floor at Miss. St.</i>
FT%	60.9%	73.3%	<i>was 8-of-8 from the line vs. Auburn</i>
Points per game	5.4	10.1	<i>matched career high vs. Arkansas with 16</i>
Rebounds per game	4.5	5.8	<i>11 vs. Miss. State on Feb. 28</i>
Blocks per game	0.9	1.3	<i>career high 5 vs. FIU on Dec. 4</i>

THORNWELL'S HISTORIC NIGHT VS. ALABAMA

Senior guard Sindarius Thornwell put forth an historic performance in Carolina's four-overtime loss to Alabama on Feb. 7 at Colonial Life Arena. His 44-point performance tied for the fourth-most points in a game by a Gamecock and the most in a game since 1979, while his 21-rebounds were the most by any player in the SEC this season and the most by a Gamecock since 1993. Below are some notes on his performance:

- Thornwell set the SEC record for made free throws in a league game with 25 vs. the Crimson Tide. He broke a record held by LSU's Pete Maravich of 22 made free throws in a game vs. Florida in 1969.
- Thornwell's 25 made free throws and 33 attempts were both South Carolina school records.
- Thornwell's 44 points marked the first 40-point game by a Gamecock since Michael Foster had 40 in a win vs. Vanderbilt on Dec. 28, 1986, in New Orleans. That game was a double-overtime contest.
- Thornwell's 44 points marked the most in a game by a Carolina player since Cedrick Hordges had 44 vs. Biscayne on Dec. 1, 1979.
- Thornwell's 21 rebounds marked the first 20-rebound game by a Gamecock since Emmett Hall pulled down 23 vs. the College of Charleston on Dec. 22, 1993.
- The 21 rebounds by Thornwell were the most by a player in the SEC this season, and tied for the 15th-most by any player nationally (games played through Feb. 8).
- Thornwell became the first Gamecock to record two games with at least 30 points in a season since Devan Downey had six games with 30 or more points during the 2009-10 campaign.

THE DEFENSE

South Carolina is making headlines this season for its tenacious defense, check out a few key stats on the Gamecock D:

- Carolina has held 16 opponents this season to below 40% from the floor.
- The Gamecocks have ranked among the top 25 in the nation in field goal percentage defense at the conclusion of the last two seasons - 13th in 2014-15 when opponents hit 38.7%, and 25th in 2015-16 when opponents hit 39.7% - while Carolina currently ranks 16th nationally (opponent field goal percent of 39.4%) in the category this season.
- The Gamecocks have scored double-digit points off of turnovers in all but one game this season, including a season high 34 points off of turnovers in the win at LSU on Feb. 1.
- Carolina leads the SEC and ranks fifth nationally with 17.4 opponent turnovers per game. Only West Virginia (21.4), The Citadel (17.8), Fordham (17.7) and Grambling (17.6) force more turnovers per contest.
- The Gamecocks are second in the SEC and rank 30th nationally in steals per game with 7.9 per contest.

MCKIE KEY VS. GEORGIA ON FEB. 4

A huge 3 from the corner with 3:17 on the clock, and the eventual game winning free throws, solidified a career moment for senior guard Justin McKie in Carolina's home win over Georgia on Feb. 4. McKie picked up a steal and added a lay-in in the opening half vs. the Bulldogs, before collecting two steals in half two, while connecting on a huge 3 late in the game, which gave the Gamecocks a nine-point advantage. McKie hit two free throws with six seconds on the clock, which gave Carolina a four-point advantage. The makes would stand as the game winners as the Bulldogs hit a last-second lay-up just before the buzzer to make the final score 77-75. McKie is having a stellar year in 2016-17, averaging career highs in every major statistical category, including points per game (4.5). He is also dishing 1.4 assists compared to just 0.7 turnovers per outing.

CREMINS NAMED SEC LEGEND

The Southeastern Conference released its 2017 Allstate® SEC Basketball Legends on Jan. 20, and it was announced that Gamecock great Bobby Cremins has been selected as South Carolina's representative this season. Cremins was the starting point guard for Carolina where he played from 1967-1970. He was captain of the 1969-70 team that went 25-3 and captured the ACC regular-season title with an undefeated 14-0 mark in league games. Cremins was an assistant at South Carolina for legendary head coach Frank McGuire following his playing career, before he became a college head coach at Georgia Tech, Appalachian State and College of Charleston. Cremins led his teams to 18 post-season appearances, including 11 NCAA Tournament berths.

RECORD BOOK WATCH

GAMES STARTED

1. 125, Sindarius Thornwell (2013-present)
2. 116, Melvin Watson (1995-98)
- 116, BJ McKie (1996-99)
4. 111, Alex English (1973-76)
5. 108, Nate Davis (1974-77)
6. 107, Mike Doyle (1977-80)
7. 105, Mike Dunleavy (1973-76)
- 105, Jack Gilloon (1975-78)
9. 102, Tre' Kelley (2003-07)
- 102, Chuck Eidson (2000-03)
- 102, Brad Jergenson (1981-84)

POINTS SCORED

1. 2119, BJ McKie (1996-99)
2. 1972, Alex English (1973-76)
3. 1910, John Roche (1969-71)
4. 1901, Devan Downey (2007-10)
5. 1782, Sindarius Thornwell (2013-present)
6. 1745, Jimmy Foster (1981-84)
7. 1586, Mike Dunleavy (1973-76)
8. 1541, Carlos Powell (2001-05)
9. 1521, Jim Slaughter (1948-51)
10. 1505, Art Whisnant (1960-62)

FREE THROWS MADE

1. 672, BJ McKie (1996-99)
2. 578, John Roche (1969-71)
3. 567, Art Whisnant (1960-62)
4. 518, Sindarius Thornwell (2013-present)
5. 389, Jimmy Foster (1981-84)
6. 382, Lee Collins (1953-56)
- 382, Kevin Joyce (1971-73)
8. 356, Mike Dunleavy (1973-76)
9. 355, Devan Downey (2007-10)
10. 351, Joe Smith (1952-55)

3-POINT FIELD GOALS MADE

1. 264, Jamel Bradley (1999-2002)
2. 215, BJ McKie (1996-99)
3. 208, Duane Notice (2013-present)
4. 174, Devan Downey (2007-10)
5. 169, Brenton Williams (2011-14)
6. 168, Sindarius Thornwell (2013-present)
7. 167, Tre' Kelley (2004-07)
8. 152, Larry Davis (1996-97)
9. 147, Brandis Raley-Ross (2006-10)
10. 139, Jo Jo English (1989-92)

3-POINT FIELD GOALS ATTEMPTED

1. 686, Jamel Bradley (1999-2002)
2. 564, Duane Notice (2013-present)
3. 554, BJ McKie (1996-99)
4. 503, Devan Downey (2007-10)
- 503, Tre' Kelley (2004-07)
6. 474, Sindarius Thornwell (2013-present)
7. 415, Larry Davis (1996-97)
8. 410, Brenton Williams (2011-14)
9. 403, Aaron Lucas (1999-2002)
10. 396, Brandis Raley-Ross (2006-10)

STEALS

1. 277, Devan Downey (2007-10)
2. 272, Chuck Eidson (2000-03)
3. 223, Barry Manning (1988-92)
4. 194, Melvin Watson (1995-98)
5. 186, Sindarius Thornwell (2013-present)
6. 165, BJ McKie (1996-99)
- 165, Michael Foster (1984-87)
8. 152, Jamie Watson (1991-94)
9. 142, Tarence Kinsey (2003-06)
10. 141, Carlos Powel (2001-05)

CAROLINA TRENDS UNDER MARTIN

Gamecock trends under Frank Martin ...

- South Carolina is 58-35 when posting at least six made 3s in a game.
 - South Carolina posted a season high 15 made 3s in the win over Auburn on Jan. 24.
- South Carolina is 72-28 when scoring more points in the paint than its opponent.
 - The Gamecocks out-scored Syracuse 30-8 in points in the paint in the upset win at the Barclays Center on Nov. 26.
- South Carolina is 77-33 when holding its opponents to under 45 percent from the field.
 - South Carolina held Michigan to 19.2% from the field on Nov. 23.
- South Carolina is 72-28 when out-rebounding its opponent.
 - The Gamecocks out-rebounded Tennessee 38-29 in the home win over the Vols on Feb. 25.

DOZIER NUMBERS

South Carolina sophomore guard PJ Dozier has tallied double-digit points in 18 games this season, including 21 in the Gamecock home win vs. Georgia on Feb. 4 and again the following game vs. Alabama on Feb. 7. Dozier also has 16 games with at least 15 points and he has scored 20 or more in eight games. His field goal percentage of 39.6 percent (148-374) ranks higher than last season's number of 38.1 percent (91-239) during his rookie campaign. Most notably is his accuracy from beyond the arc. Dozier connected on 10-of-47 attempts last season (21.3%), and has surpassed his mark of made 3s this season, hitting 37-of-115 attempts at 32.2 percent. He is also making a mark on the defensive end with 49 steals (1.7 per game/7th in the SEC).

A LOOK BACK AT THE NON-CONFERENCE

South Carolina faced a tough non-conference slate in 2016-17, highlighted by four contests away from home, including two neutral site and two true away games. Carolina posted an 8-1 record at home during non-league action, with wins over La Tech, Holy Cross, Monmouth, SC State, Michigan, Vermont, FIU and Lander. Carolina posted a strong 64-50 neutral site win over Syracuse at the Barclays Center in Brooklyn, and also captured a road win at USF. Carolina's losses came in a three-point decision vs. Seton Hall at Madison Square Garden and a two-point home loss to Clemson before the break for the holiday. The final non-conference game of the regular season saw former Metro Conference foe Memphis post a 16-point win over Carolina at FedExForum.

MISSISSIPPI STATE NOTABLES (FEB. 28)

- Prior to tonight's game, Sindarius Thornwell, Duane Notice and Justin McKie were honored for Senior Night at midcourt. They were joined by five student managers: Dalton Abel, Paul Dransfield, Jacob Freeze, Treis Huggins and Will Saxman.
- Thornwell went 11-for-12 at the charity stripe, snapping a streak of 33-straight made foul shots that spanned over five games. The senior has made 47-of-49 at the charity stripe the past six games.
- With the win, Carolina improved its record to 17-2 when leading at the half this season.
- The Gamecocks are 15-1 this season when holding their opponents below 39 percent shooting from the field.

TENNESSEE NOTABLES (FEB. 25)

- Prior to today's game, Frank Martin and his wife, Anya, along with Charlotte Price and Maggie Barrett (USC students and the 2017 co-directors for Colleges Against Cancer and Relay for Life), presented a \$579,000 grant check for cancer research to Dr. Jan Eberth, a University of South Carolina Mentored Research Scholar.
- Dozier's 19 points were his most since scoring 21 vs. Alabama on Feb. 7.
- Thornwell has now scored 15-plus in every SEC game this season except one. He's scored 15-plus in 21 of the 23 games he's played in this season overall.
- Notice finished with five 3s, marking the sixth time this season he's made four or more shots from deep. Four of the six have come in SEC games.
- The Gamecocks scored 23 bench points, led by Felder's 12. It was his first game in double figures since he scored 13 in a road win at Missouri on Jan. 28.
- Carolina scored 27 points off of 20 Tennessee turnovers Saturday afternoon. The Gamecocks have forced 20-plus turnovers in six SEC games.
- The Gamecocks have now won 11 league games on 2017, matching the second-most SEC wins all-time for a single season.
- Carolina has now beaten the Volunteers three times in a row, marking the longest win streak over Tennessee since the team won six-straight from 1995-98.

FLORIDA NOTABLES (FEB. 21)

- Thornwell tallied his fifth-straight game with 20 or more points. The Lancaster, S.C. native, has accomplished the feat nine times in SEC play.
- He now has 28 games with 20 or more points for his career. 13 of those have come this season.
- Thornwell was 11-for-11 at the free throw line, posting his 10th perfect game of the season at the charity stripe. He's made seven or more free throws 10 times this season for the Gamecocks.
- Freshman Sedee Keita logged a career-high with 28 minutes off the bench. He finished the game with six rebounds, one shy of tying a career high (7 vs. Memphis).
- South Carolina was 19-for-22 (86 percent) at the free throw line as a team, good for its second best percentage of the season at the line.
- The Gamecocks forced 16 turnovers Tuesday night. They've forced 15 or more in 14 of the team's 15 conference games this year.

VANDERBILT NOTABLES

- Over the last four games, Thornwell has scored 120 points (30.0 avg.).
- The Lancaster, S.C. native, was perfect from the free throw line at 9-for-9.
- Silva tallied his ninth game in double figures in SEC play with his 15 points.
- Dozier's seven rebounds matched his most in SEC play. He had seven in the conference opener at Georgia on Jan. 4.

ARKANSAS NOTABLES

- Over the last three games, Thornwell has scored 99 points (33.0 avg.).
- Thornwell now has 26 career games with 20-plus points after scoring 27 tonight. With his 10 made field goals in the game, he now has four games this season with nine-plus makes from the field.
- With the loss, the Gamecocks record on the season falls to 4-5 when trailing at the half. Carolina is 15-1 this season when leading at the half.
- Silva matched his career-high with 16 points tonight. It marked the fourth time this season he has scored 16 with all four coming in SEC play.
- Dozier matched a career-high with six assists. He previously had six assists vs. South Carolina State back on Nov. 18 this season.

THORNWELL NAMED TO PRESEASON SQUAD

Senior guard Sindarius Thornwell was named to the Preseason All-SEC First Team on Thursday by the league's coaches. Thornwell enters the season as the league's high scorer for active players with 1,278 career points. This marks the third-straight season that Thornwell has garnered preseason honors from the coaches, as he was named to the Preseason All-SEC Second Team prior to his sophomore and junior campaigns.

2016-17 SCHEDULE

South Carolina has an exciting schedule set for the 2016-17 campaign. The slate features 14 games, with 10 home contests, including one exhibition. Highlighting the non-conference portion of the schedule is the Gamecocks' participation in the Brooklyn Hoops Holiday Invitational, as well as a matchup versus Seton Hall in the Under Armour "Reunion" doubleheader at Madison Square Garden in mid-December. The Gamecocks will face eight teams that advanced to the postseason a year ago, with four of those NCAA Tournament participants, including Syracuse, which advanced to the Final Four.

GAMECOCKS CONCLUDE HISTORIC 2015-16 REGULAR SEASON

South Carolina concluded an historic regular season on March 5, 2015, with a 76-61 win on the road at Arkansas. That victory set the school record for regular-season wins at 24. The Gamecocks began the season 15-0, their best start since the 1933-34 campaign, and the 24 wins marked the most since the 1996-97 squad also posted 24 victories. In addition, South Carolina's 11 SEC wins marked the most since 1998, match the second-most ever by a Carolina team and marked just the fourth time that the Gamecocks had double-digit SEC wins in their 25 years in the league.

EARLIER THIS SEASON VS. OLE MISS

GAME 17 - NO. RV/RV CAROLINA 67, OLE MISS 56 JAN. 14, 2017/COLONIAL LIFE ARENA

COLUMBIA, S.C. - South Carolina (14-3, 4-0 SEC) remained unbeaten in SEC play with a 67-56 win over Ole Miss (10-7, 1-4 SEC) at Colonial Life Arena Saturday night. Four Gamecocks were in double-figures, led by sophomore Chris Silva, who recorded his second career double-double with 16 points and 10 rebounds in 28 minutes.

Carolina jumped out to a 6-0 lead thanks to six early points from sophomore PJ Dozier. The Gamecocks led 6-2 at the first media timeout with 15:56 on the clock. Freshman Maik Kotsar was efficient on the glass, pulling down three offensive rebounds early on. A 3-pointer by Cullen Neal brought the Rebels within three, 10-7, at the next media timeout with 11:31 left. Each team had shooting woes early, as Carolina started 2-for-16 (13 percent) and Ole Miss 2-for-9 (22 percent).

Rasheed Brooks brought the rebels within three again, 16-13, after a made 3 with 8:34 to go. The Gamecocks pushed the lead to six, 19-13, after Dozier scored his 10th point with 7:51 on the clock. The Columbia, S.C., native, started the game 4-of-7 from the field.

The Carolina defense was locked in to end the first half, as they held Ole Miss scoreless for the final 4:06. The Gamecocks went on a 9-0 run and took a comfortable 14-point lead, 34-20, at the break.

Dozier led all scorers with 15 (4-for-8) at halftime. Silva nearly had a double-double with nine points and eight rebounds. Carolina forced 18 turnovers in the first half and held a 24-16 edge in the rebound column, including 10 boards on the offensive end.

The Gamecocks kept the foot on the pedal to start the second half as they started 3-for-3 from the field. Senior Duane Notice hit a 3 from the corner to put Carolina ahead 20, 41-21, for the first time in the game with 18:16 to go.

The lead remained steady in double-digits, as it was 46-28 with 11 minutes to go. The Gamecocks defense was stifling, holding Ole Miss to 3-of-17 shooting to start the second half.

Freshman Rakym Felder hit a deep 3 from the right wing to make it 56-33 with 9:23 on the clock. He then hit another 3 two possessions later to give Carolina its biggest lead of the game, 61-36 with 8:02 left in the ballgame. The Brooklyn, N.Y., native, had a stretch of nine-straight points for the Gamecocks through the middle portion of the half.

Ole Miss was able to connect on a few late shots, but the Gamecocks closed the 67-56 conference victory. Dozier finished tied with Silva for a game-high 16 points. Felder had 12, while Sindarius Thornwell posted 10 points and eight rebounds.

GAME 17



Official Basketball Box Score - Game Totals - Final Statistics
Ole Miss vs South Carolina
1/14/17 6:30 p.m. ET at Columbia, S.C. (Colonial Life Arena)

Ole Miss 56 • 10-7, 1-4 SEC

#	Player	Total		3-Ptr		Rebounds			PF	TP	A	TO	Blk	Stl	Min
		FG	FGA	FG	FGA	FT	FTA	Off							
05	Hymon, Marcanvis	f	0-4	0-0	0-0	2	0	2	4	0	0	2	0	1	17
11	Saiz, Sebastian	f	3-10	0-3	5-9	4	11	15	4	11	0	2	2	2	34
50	Furmanovicus, Justas	f	2-5	0-1	4-5	1	4	5	4	8	2	3	0	2	30
03	Davis, Terence	g	3-12	0-2	0-0	1	5	6	4	6	0	6	1	2	28
04	Tyree, Brelin	g	2-9	0-2	3-4	2	0	2	7	3	1	0	1	23	
00	Fitzpatrick-Dorsey, D	g	1-3	0-0	2-2	0	0	0	0	4	0	1	0	0	10
02	Neal, Cullen	g	3-4	3-3	3-3	0	0	0	1	12	1	4	0	0	28
14	Brooks, Rasheed	g	3-8	2-6	0-0	0	0	0	4	8	2	2	0	1	30
	Team					1	1	2							
	Totals		17-55	5-17	17-23	11	21	32	23	56	8	21	3	9	200
	FG % 1st Half:	6-23	26.1%	2nd half:	11-32	34.4%	Game:	17-55	30.9%	Deadball					
	3FG % 1st Half:	1-5	20.0%	2nd half:	4-12	33.3%	Game:	5-17	29.4%	Rebounds					
	FT % 1st Half:	7-9	77.8%	2nd half:	10-14	71.4%	Game:	17-23	73.9%						3.1

South Carolina 67 • 14-3, 4-0 SEC

#	Player	Total		3-Ptr		Rebounds			PF	TP	A	TO	Blk	Stl	Min
		FG	FGA	FG	FGA	FT	FTA	Off							
21	KOTSAR, Maik	f	3-6	0-0	0-0	5	1	6	5	6	0	2	2	1	16
30	SILVA, Chris	f	5-11	0-0	6-7	2	9	11	3	16	1	1	1	1	28
00	THORNWELL, Sindarius	g	3-10	0-2	4-6	4	4	8	2	10	3	3	0	2	32
10	NOTICE, Duane	g	2-8	2-7	1-2	0	1	1	2	7	3	1	0	2	28
15	DOZIER, PJ	g	4-9	1-5	7-10	2	3	5	0	16	3	2	0	0	27
02	GRAVETT, Hassani	g	0-2	0-1	0-0	0	0	0	1	0	2	2	0	0	18
04	FELDER, Rakym	g	3-7	2-5	4-4	0	3	3	0	12	0	3	0	1	17
05	BLANTON, TeMarcus	g	0-1	0-0	0-0	0	3	3	0	0	0	1	0	1	7
12	GUEYE, Khadim	g	0-0	0-0	0-0	0	2	2	1	0	0	1	0	1	7
13	CORCHIANI, Tommy	g	0-0	0-0	0-0	0	0	0	0	0	0	0	0	0	2
14	TUT, Ran	g	0-0	0-0	0-0	0	0	0	1	0	0	1	0	0	5
20	MCKIE, Justin	g	0-0	0-0	0-0	0	0	0	0	0	0	1	0	0	2
23	HINSON, Evan	g	0-0	0-0	0-0	0	0	0	1	0	0	0	0	0	3
24	KEITA, Sedee	g	0-1	0-0	0-2	0	1	1	3	0	2	0	1	8	
	Team					0	2	2							
	Totals		20-55	5-20	22-31	13	29	42	19	67	12	20	3	10	200
	FG % 1st Half:	10-34	29.4%	2nd half:	10-21	47.6%	Game:	20-55	36.4%	Deadball					
	3FG % 1st Half:	1-12	8.3%	2nd half:	4-8	50.0%	Game:	5-20	25.0%	Rebounds					
	FT % 1st Half:	13-17	76.5%	2nd half:	9-14	64.3%	Game:	22-31	71.0%						9.1

Officials: Olandis Poole, Doug Simmons, K.B. Burdett Jr.
Technical fouls: Ole Miss-Brooks, Rasheed. South Carolina-None.
Attendance: 15202

Score by periods	1st	2nd	Total
Ole Miss	20	36	56
South Carolina	34	33	67

Last FG - OM 2nd-01:06, SC 2nd-03:43.
Largest lead - OM None, SC by 25 2nd-08:02.
OM led for 00:00, SC led for 39:33. Game was tied for 00:27.

	In	Off	2nd	Fast
Points	Paint	T/O	Chance	Break
OM	20	22	6	8
SC	24	20	9	7

GAMECOCKS ANNOUNCE MARTIN'S MATH CLUB

The SC Education Oversight Committee (EOC) announced on Nov. 28 "Martin's Math Club," a partnership with University of South Carolina head men's basketball coach Frank Martin and the University of South Carolina Athletics Department. Martin, a former high school math educator, developed the project designed to help young people learn that math is fun and relevant in their daily lives. The inaugural "Martin's Math Club" contest will run from November 28, 2016-February 24, 2017. The contest provides the opportunity for teachers and students in grades Kindergarten through 8th grade to win two tickets to a Gamecock men's basketball home game. With assistance from SC math educators, the EOC published 18 standards-based lessons for K-8th grade that incorporate math and basketball. For more information visit helpwithmathsc.org.

NOTICE NOMINATED FOR NABC GOOD WORKS TEAM

University of South Carolina senior guard Duane Notice has been named a nominee for the Allstate NABC Good Works Team. It was announced by the National Association of Basketball Coaches (NABC) on Nov. 30. The team honors student-athletes for their outstanding community outreach. During his time at South Carolina Notice has been extremely involved in community outreach, spending time with several organizations such as: Harvest Hope Food Bank, Special Olympics, Palmetto Health Children's Hospital, Boy Scouts, the Dorn V.A. Medical Center in town, Ronald McDonald House, the Richland County Sheriff's Department, Epworth Children's Home and Brookland Baptist Church to name a few. Also of note, Notice and his teammates spent time volunteering with the Red Cross Flood Relief during the historic flooding in Columbia in October 2015, making care packages of food and personal hygiene products for families who had been devastated by the flooding. Members of the Allstate NABC Good Works Team® will be invited by

Allstate, an official corporate partner of the NCAA, to the 2017 NABC Convention and 2017 NCAA Men's Final Four® in Phoenix, where they will participate in a community service project benefitting the city. More information about the Allstate NABC Good Works Team® is available at www.nabc.org.



SEC PLAYER OF THE YEAR CANDIDATE

SINDARIUS THORNWELL

- SECOND IN THE SEC IN OVERALL GAMES WITH 21.0 POINTS PER OUTING
 - ALSO SECOND IN LEAGUE GAMES WITH 21.9 POINTS PER GAME
- IS THE ONLY GUARD IN THE COUNTRY TO AVERAGE AT LEAST 20 POINTS AND 7 REBOUNDS*
 - HAS 14 20-POINT GAMES THIS SEASON, INCLUDING 10 IN SEC PLAY
 - 44 POINTS VS. ALABAMA MARKED THE MOST BY A GAMECOCK SINCE 1979
- IN LEAGUE GAMES, IS THE ONLY PLAYER TO RANK IN THE TOP 10 IN POINTS (21.9) AND REBOUNDS PER GAME (7.5)

* NCAA STATS GAMES THROUGH MARCH 1/BASED ON POSITIONS LISTED ON NCAA WEBSITE

ROSTER BREAKDOWN

Returning Starters (2)

Duane Notice
Sindarius Thornwell
**based on final game of 2015-16 season*

Returning Letterwinners (8)

TeMarcus Blanton
PJ Dozier
Jarrell Holliman
Justin McKie
Duane Notice
John Ragin
Chris Silva
Sindarius Thornwell

Guards (12)

Tommy Corchiani
Rakym Felder
Evan Hinson
PJ Dozier
John Ragin
TeMarcus Blanton
Hassani Gravett
Kory Holden
Justin McKie
Duane Notice
Christian Schmitt
Sindarius Thornwell

Forwards (6)

Khadim Gueye
Sedee Keita
Maik Kotsar
Chris Silva
Ran Tut
Jarrell Holliman

By Height

Christian Schmitt (6-0)
Rakym Felder (6-1)
Tommy Corchiani (6-1)
Hassani Gravett (6-1)
Kory Holden (6-1)
John Ragin (6-2)
Duane Notice (6-2)
Evan Hinson (6-4)
Justin McKie (6-4)
TeMarcus Blanton (6-5)
Sindarius Thornwell (6-5)
PJ Dozier (6-6)
Jarrell Holliman (6-7)
Sedee Keita (6-9)
Chris Silva (6-9)
Ran Tut (6-9)
Maik Kotsar (6-10)
Khadim Gueye (7-0)

2016-17 SOUTH CAROLINA MEN'S BASKETBALL ROSTER

Alphabetical Roster

No.	Name	Pos.	Ht.	Wt.	Cl.	Exp.	Hometown/High/Last School
5	TeMarcus Blanton	G	6-5	206	R-SO	1VL	Locust Grove, Ga./Luella
13	Tommy Corchiani	G	6-1	173	FR	HS	Raleigh, N.C./Ravenscroft High School
15	PJ Dozier	G	6-6	205	SO	1VL	Columbia, S.C./Spring Valley
4	Rakym Felder	G	5-10	210	FR	HS	Brooklyn, N.Y./Lincoln High School
2	Hassani Gravett	G	6-1	183	SO	TR	Villa Rica, Ga./Alexander/Pensacola State College
12	Khadim Gueye	F	7-0	235	FR	HS	Dakar, Senegal/Bradenton, Fla./Victory Rock Prep
23	Evan Hinson	G	6-4	240	FR	HS	Deltona, Fla./Deltona
1	Kory Holden	G	6-1	181	JR	2VL/TR	Salisbury, Md./J.M. Bennett/Delaware
31	Jarrell Holliman	F	6-7	206	R-JR	2VL	Alpharetta, Ga./Alpharetta/Elmhurst College
24	Sedee Keita	F	6-9	240	FR	HS	Philadelphia, Pa./22ft Basketball Academy
21	Maik Kotsar	F	6-10	245	FR	HS	Tallin, Estonia/Wichita, Kan./Sunrise Christian Academy
20	Justin McKie	G	6-4	204	SR	3VL	Columbia, S.C./Irmo
10	Duane Notice	G	6-2	225	SR	3VL	Woodbridge, Canada/St. Michael's/St. Thomas More (Oakdale, Conn.)
34	John Ragin	G	6-2	177	SO	1VL	Eastover, S.C./Cardinal Newman
25	Christian Schmitt	G	6-0	175	FR	HS	Mars, Pa./Mars Area High School
30	Chris Silva	F	6-9	223	SO	1VL	Libreville, Gabon/Roselle (N.J.) Catholic
0	Sindarius Thornwell	G	6-5	211	SR	3VL	Lancaster, S.C./Oak Hill Academy
14	Ran Tut	F	6-9	210	JR	TR	Melbourne, Australia/Edison Academy/Monroe College

Numerical Roster

No.	Name	Pos.	Ht.	Wt.	Cl.	Exp.	Hometown/High/Last School
0	Sindarius Thornwell	G	6-5	211	SR	3VL	Lancaster, S.C./Oak Hill Academy
1	Kory Holden	G	6-1	181	JR	2VL/TR	Salisbury, Md./J.M. Bennett/Delaware
2	Hassani Gravett	G	6-1	183	SO	TR	Villa Rica, Ga./Alexander/Pensacola State College
4	Rakym Felder	G	5-10	210	FR	HS	Brooklyn, N.Y./Lincoln High School
5	TeMarcus Blanton	G	6-5	206	R-SO	1VL	Locust Grove, Ga./Luella
10	Duane Notice	G	6-2	225	SR	3VL	Woodbridge, Canada/St. Michael's/St. Thomas More (Oakdale, Conn.)
12	Khadim Gueye	F	7-0	235	FR	HS	Dakar, Senegal/Bradenton, Fla./Victory Rock Prep
13	Tommy Corchiani	G	6-1	173	FR	HS	Raleigh, N.C./Ravenscroft High School
14	Ran Tut	F	6-9	210	JR	TR	Melbourne, Australia/Edison Academy/Monroe College
15	PJ Dozier	G	6-6	205	SO	1VL	Columbia, S.C./Spring Valley
20	Justin McKie	G	6-4	204	SR	3VL	Columbia, S.C./Irmo
21	Maik Kotsar	F	6-10	245	FR	HS	Tallin, Estonia/Wichita, Kan./Sunrise Christian Academy
23	Evan Hinson	G	6-4	240	FR	HS	Deltona, Fla./Deltona
24	Sedee Keita	F	6-9	240	FR	HS	Philadelphia, Pa./22ft Basketball Academy
25	Christian Schmitt	G	6-0	175	FR	HS	Mars, Pa./Mars Area High School
30	Chris Silva	F	6-9	223	SO	1VL	Libreville, Gabon/Roselle (N.J.) Catholic
31	Jarrell Holliman	F	6-7	206	R-JR	2VL	Alpharetta, Ga./Alpharetta/Elmhurst College
34	John Ragin	G	6-2	177	SO	1VL	Eastover, S.C./Cardinal Newman

Head Coach: Frank Martin (Florida International, '93)

Associate Head Coach/Recruiting Coordinator: Matt Figger (Eastern Kentucky, '95)

Assistant Coach: Perry Clark (Gettysburg, '74)

Assistant Coach: Bruce Shingler (St. Augustine's College, '05)

Director of Basketball Operations: Andy Assaley (Cincinnati, '96)

Strength & Conditioning Coach: Scott Greenawalt (Muskingum College, '98)

Athletic Trainer: Mark Rodger (Buffalo, '01)

Student-Athlete Development: Doug Edwards (Florida State, '07)

Video Coordinator: Jay Gibbons (Clayton State, '03)

Student Assistant Coach: Brian Steele (South Carolina, '16)

Graduate Student Manager: Ryan McIntyre (West Virginia, '16)

Director of Social Media: Dushawn Davis (Coastal Carolina, '11)

Special Assistant to the Head Coach: Jarett Gerald (South Carolina, '11)

Associate Media Relations Director: Emily Miles (Ball State, '03)

TOP RETURNING ...

Scorer Thornwell, 14.5 ppg
Rebounder Thornwell, 4.8 rpg
Assist Maker Thornwell, 3.8 apg
FG Shooter * Silva, 48.2 FG%
3-Point FG Shooter \$ Notice, 39.8 3FG%
FT Shooter \$ Thornwell, 76.4%
Shot Blocker Silva, 0.9 bpg
Steal Maker Thornwell, 1.5 spg

* at least 100 attempts

\$ at least 50 attempts

PRONUNCIATION GUIDE

RAH-kim Felder
HA-deem Gaye
Cee-dee K-ta
Mike Coat-sar
Justin MACK-ee



HEAD COACH FRANK MARTIN

HEAD COACH | 10TH SEASON OVERALL | 209-125 (.625) | FIFTH SEASON AT SOUTH CAROLINA | 92-71 (.564)

THE MARTIN FILE

COACHING

Experience

32nd year

College Experience

17th season

College Head Coach Experience

10th season

Hire Date At Carolina

March 27, 2012

PERSONAL

Hometown

Miami, Fla.

Alma Mater

Florida International, 1993 (B.A. Physical Ed.)

Family

Wife, Anya

Children, Brandon, Amalia and Christian

COACHING RESUME

High School

Miami Senior High, 1985-93

Varsity Boys' Assistant Coach

Junior Varsity Boys' Head Coach

North Miami High, Head Coach, 1993-95

Miami Senior High, Head Coach, 1995-98

B.T. Washington High, Head Coach, 1999-2000

College Assistant Coach

Northeastern, 2000-04

Cincinnati, 2004-06

Kansas State, 2006-07

College Head Coach

Kansas State, 2007-12

South Carolina, 2012-present

Frank Martin was named the head men's basketball coach at the University of South Carolina on March 27, 2012, becoming the 32nd head coach in the history of the South Carolina program, which enters its 109th season as a varsity sport in 2016-17. Martin owns a 187-117 (.600) overall record as a head coach, entering his 10th season overall, and a 70-63 (.526) record entering his fifth season at South Carolina.

In Martin's fourth season leading the Garnet and Black (2015-16), Carolina put together one of the top seasons in its history, matching a school record for wins with a 25-9 overall record on the year, while the Gamecocks reached double-digit SEC wins for just the fourth time since joining the league, posting an 11-7 mark in conference contests. The SEC finish was Carolina's highest since the league combined its East and West Divisions prior to the 2012 season. South Carolina began the season 15-0, its best start since the 1933-34 campaign and went on to post a school-record 24 regular-season wins.

The Gamecocks received votes or were ranked for 15 weeks in the USA Today Coaches Poll, rising to as high as 15th, and for a total of 14 weeks in the AP poll, rising to as high as 19th, during the season. Carolina advanced to postseason play for the first time since 2009, making their 12th appearance in the Postseason NIT as one of the top four seeds in the event. The Gamecocks posted a win over High Point in the opening round, before suffering a season-ending loss to visiting Georgia Tech on March 21.

Three Gamecocks were honored with postseason awards by the SEC coaches, with senior forward Michael Carrera earning First Team All-SEC accolades, junior guard Sindarius Thornwell was named to the All-Defensive Team and junior guard Duane Notice was named the league's Sixth Man of the Year. Carrera went on to earn honors from several organizations following the best season of his career. Carrera, Notice and Thornwell each reached the 1,000 career-point plateau during the season as well.

Prior to his appointment in Columbia, Martin spent the previous five season as the head coach at Kansas State University, leading the Wildcats to the NCAA Tournament four times, including a trip to the "Elite 8," during the 2009-10 campaign when the squad won a school record 29 contests. Martin's Wildcats won at least 21 games in each of his five seasons at the helm, as the program compiled a record of 117-54 (.684) under his direction. During that time, Kansas State posted a 50-32 (.609) record in Big 12 Conference games, finishing fifth or higher in each season, with three season finishes of third or better.

A native of Miami, Fla., Martin earned his bachelor's degree in physical education from Florida International in 1993. He and his wife, Anya, have three children, Brandon, Amalia and Christian.

MARTIN'S CAREER RECORD, YEAR-BY-YEAR

YEAR	RECORD	CONFERENCE (FINISH)	POSTSEASON
2007-08	21-12	10-6 (3rd)	1-1; NCAA Tournament 2nd Round
2008-09	22-12	9-7 (t4th)	1-1; NIT
2009-10	29-8	11-5 (t2nd)	3-1; NCAA Tournament Elite Eight
2010-11	23-11	10-6 (t3rd)	1-1; NCAA Tournament Third Round
2011-12	22-11	10-8 (5th)	1-1; NCAA Tournament Third Round
2012-13	14-18	4-14 (t12th)	-
2013-14	14-20	5-13 (13th)	-
2014-15	17-16	6-12 (t11th)	-
2015-16	25-9	11-7 (t3rd)	1-1; NIT
2016-17	22-8	12-5	-
Totals	209-125 (.625)	88-83 (.514)	8-6 (.571)/4 NCAA/2 NIT

GAMECOCK SUPERLATIVES UNDER MARTIN

Most Field Goals Made

- 39, vs. High Point (March 15, 2016)
- 37, vs. Hofstra (Nov. 22, 2015)
- 35, vs. Lander (Dec. 27, 2016)
- 34, vs. Lipscomb (Nov. 27, 2015)
34, vs. Marshall (Dec. 30, 2013)

Most Field Goals Attempted

- 88, vs. Alabama (Feb. 7, 2017)
73, vs. Georgia (March 3, 2016)
72, vs. Oral Roberts (Nov. 16, 2015)
- 70, vs. Texas A&M (Jan. 7, 2017)
- 71, vs. SC State (Jan. 5, 2013)

Highest Field Goal Percent

- 60.0 (39-65) vs. High Point (March 15, 2016)
- 58.7 (27-46) vs. Holy Cross (Nov. 13, 2016)
- 58.3 (28-48) vs. Saint Mary's (Dec. 22, 2013)
- 57.7 (30-52) vs. Arkansas (Jan. 26, 2013)
- 56.4 (22-39) vs. Missouri State (Nov. 24, 2012)

Most 3-Point Field Goals Made

- 15, vs. Auburn (Jan. 24, 2017)
- 13, vs. Rider (Nov. 19, 2012)
- 12, vs. Holy Cross (Nov. 13, 2016)
12, at Texas A&M (Feb. 6, 2016)
- 11, vs. Georgia (Feb. 4, 2017)
11, vs. Auburn (March 12, 2014)

Most 3-Point Field Goals Attempted

- 31, vs. Alabama (Feb. 7, 2017)
31, vs. Mississippi State (March 13, 2013)
- 30, at Alabama (Feb. 24, 2015)
- 29, vs. USC Upstate (Dec. 19, 2013)
- 27, vs. Francis Marion (Dec. 30, 2015)
27, vs. Rider (Nov. 19, 2012)

Highest 3-Point Field Goal Percentage (min. 10 attempts)

- 73.3 (11-15) vs. Auburn (March 12, 2014)
- 58.3 (7-12) vs. Arkansas (Jan. 26, 2013)
- 57.7 (15-26) vs. Auburn (Jan. 24, 2017)
- 57.1 (12-21) at Texas A&M (Feb. 6, 2016)
57.1 (8-14) at Georgia (Jan. 22, 2014)

Most Free Throws Made

- 46, vs. Memphis (Jan. 2, 2016)
- 35, vs. Alabama (Feb. 7, 2017)
- 30, vs. Arkansas (March 13, 2014)
- 29, vs. Norfolk State (Nov. 14, 2015)
- 28, vs. Alabama (Jan. 30, 2016)
28, vs. NC A&T (Dec. 30, 2014)
28, vs. Mississippi State (March 6, 2013)
28, at LSU (Jan. 16, 2013)

Most Free Throws Attempted

- 63, vs. Memphis (Jan. 2, 2016)
- 50, vs. Alabama (Feb. 7, 2017)
46, vs. Alabama (Jan. 30, 2016)
- 42, vs. Norfolk State (Nov. 14, 2015)
- 41, vs. Mississippi State (Jan. 26, 2016)
41, vs. Arkansas (March 13, 2014)

Highest Free Throw Percentage (min. 10 attempts)

- 93.8 (15-16) vs. Holy Cross (Nov. 13, 2016)
- 93.3 (14-15) vs. Tennessee (Jan. 20, 2015)
- 92.9 (13-14) at Georgia (Feb. 17, 2015)
- 92.3 (12-13) at Tennessee (March 7, 2015)
- 86.4 (19-22) at Florida (Feb. 21, 2017)

Most Offensive Rebounds

- 26, vs. Vanderbilt (Feb. 13, 2014)
- 24, at St. John's (Nov. 29, 2012)
- 23, vs. Alabama (Feb. 7, 2017)
- 21, vs. Akron (Nov. 23, 2014)
21, at Mississippi State (March 8, 2014)
21, at Clemson (Nov. 17, 2013)

Most Defensive Rebounds

- 38, vs. Oklahoma State (Dec. 6, 2014)
38, vs. Longwood (Nov. 9, 2013)
- 35, vs. Memphis (Jan. 2, 2016)
- 34, vs. Vanderbilt (Jan. 9, 2016)
34, vs. Western Carolina (Nov. 30, 2015)

Most Total Rebounds

- 53, vs. Memphis (Jan. 2, 2016)
- 52, vs. Alabama (Feb. 7, 2017)
- 51, vs. Mississippi State (Jan. 26, 2016)
51, vs. Western Carolina (Nov. 30, 2015)
- 50, vs. Alabama (Jan. 30, 2016)
50, vs. Longwood (Nov. 9, 2013)

Most Personal Fouls

- 33, at Georgia (Feb. 22, 2014)
- 32, vs. Marshall (Dec. 30, 2013)
- 31, at Texas A&M (Jan. 15, 2014)
- 30, at Memphis (Dec. 30, 2016)
30, at Auburn (Feb. 26, 2014)

Most Points

- 98, vs. Auburn (Jan. 24, 2017)
- 94, vs. LSU (Feb. 10, 2016)
94, vs. Hofstra (Nov. 22, 2015)
- 92, vs. SC State (Nov. 18, 2016)
92, vs. Lipscomb (Nov. 27, 2015)
92, vs. Marshall (Dec. 30, 2013)

Fewest Points

- 36, at Florida (Jan. 30, 2012)
- 43, at Kentucky (Feb. 14, 2015)
43, vs. Kentucky (Jan. 24, 2015)
- 44, vs. Tennessee (March 14, 2014)
- 46, vs. Florida (March 4, 2014)
46, vs. LSU (Feb. 14, 2013)

Most Assists

- 25, vs. High Point (March 15, 2016)
- 24, vs. Lipscomb (Nov. 27, 2015)
- 23, vs. Auburn (Jan. 24, 2017)
- 22, at Texas A&M (Feb. 6, 2015)
22, vs. Rider (Nov. 19, 2012)

Fewest Turnovers

- 6, vs. Texas A&M (Jan. 7, 2017)
6, vs. Kentucky (March 1, 2014)
- 7, at USF (Dec. 17, 2016)
7, vs. Mississippi State (Feb. 28, 2015)
7, at Georgia (Feb. 17, 2015)
7, vs. Georgia (Feb. 22, 2014)
7, vs. Akron (Dec. 28, 2013)
7, at Kentucky (Feb. 5, 2013)
7, vs. Vanderbilt (Jan. 19, 2013)

Most Blocks

- 10, vs. Lander (Dec. 27, 2016)
10, vs. High Point (March 15, 2016)
10 vs. UNC Asheville (Nov. 26, 2014)
- 9, vs. SC State (Nov. 18, 2016)
9, at Georgia (Feb. 2, 2016)
9, vs. Drexel (Dec. 15, 2015)
9, vs. Coker (Dec. 21, 2014)

Most Steals

- 13, vs. FIU (Dec. 4, 2016)
13, vs. Francis Marion (Dec. 30, 2015)
13, at Marshall (Dec. 1, 2014)
- 12, at Tennessee (Jan. 11, 2017)
12, vs. Syracuse (Nov. 26, 2016)
12, vs. USF (Dec. 5, 2015)
12, vs. Lipscomb (Nov. 27, 2015)
12, vs. Ole Miss (March 12, 2015)
12, vs. UNC Asheville (Nov. 26, 2014)

Most Points By Opponent

- 97, at Georgia (Jan. 22, 2014)
- 90, vs. Alabama (Feb. 7, 2017)
90, vs. Missouri (Feb. 28, 2013)
- 89, vs. Kentucky (Feb. 13, 2016)
89, at St. John's (Nov. 29, 2012)

Fewest Point By Opponent

- 44, vs. Longwood (Nov. 9, 2013)
- 45, vs. Akron (Dec. 28, 2013)
45, vs. Cornell (Nov. 20, 2014)
45, vs. Clemson (Dec. 19, 2014)
- 46, vs. Michigan (Nov. 23, 2016)

Most Field Goals Made By Opponent

- 33, at St. John's (Nov. 29, 2012)
- 32, vs. Missouri (Feb. 28, 2013)
- 31, vs. Kentucky (Feb. 13, 2016)
- 30, vs. Arkansas (Feb. 15, 2017)
30, vs. Alabama (Feb. 7, 2017)
30, vs. Georgia Tech (March 21, 2016)
30, vs. Arkansas (March 5, 2015)

Fewest Field Goals Made By Opponent

- 10, vs. Michigan (Nov. 23, 2016)
- 11, vs. Georgia (Jan. 31, 2015)
- 13, vs. Akron (Dec. 28, 2013)
13, vs. Longwood (Nov. 9, 2013)
- 14, vs. Syracuse (Nov. 26, 2016)
14, vs. Cornell (Nov. 20, 2014)
14, vs. Kentucky (March 1, 2014)

Highest Opponent Field Goal Percent

- 69.6 (32-46) vs. Missouri (Feb. 28, 2013)
- 61.4 (27-44) at Kentucky (Feb. 5, 2013)
- 58.5 (24-41) vs. Auburn (Jan. 12, 2013)
- 58.3 (28-48) at Kentucky (Jan. 21, 2017)
- 58.1 (25-43) vs. Georgia (Feb. 2, 2013)

Most Rebounds By Opponent

- 62, vs. Alabama (Feb. 7, 2017)
- 49, vs. Seton Hall (Dec. 12, 2016)
49, vs. LSU (Feb. 14, 2013)
- 47, at Georgia (Feb. 23, 2013)
- 46, five times

Fewest Rebounds By Opponent

- 16, vs. Holy Cross (Nov. 13, 2016)
- 20, vs. NC A&T (Dec. 30, 2014)
- 22, vs. Drexel (Dec. 15, 2015)
22, vs. Morgan State (Nov. 16, 2012)
- 23, vs. Hofstra (Nov. 22, 2015)
23, vs. Alabama (Jan. 13, 2015)
23, vs. Manhattan (Dec. 22, 2012)
23, vs. Rider (Nov. 19, 2012)

GAMECOCKS' RECORD WHEN ...

At home	15-3
On the road	6-4
At neutral sites	1-1
In overtime	0-0
vs. Top 25 team	3-2
vs. Top 10 team	0-1
vs. Top 3 team	0-0
Leading at half	17-2
Trailing at half	4-6
Tied at half	1-0
Shooting 50% or better	5-0
Shooting between 39-49.9%	12-4
Shooting less than 39%	5-4
Opp. shooting 50% or better	2-2
Opp. shooting between 39-49.9%	5-5
Opp. shooting less than 39%	15-1
Shooting better than opp.	15-1
Shooting worse than/equal to opp.	7-7
Starters out-score opp. starters	19-4
Opp. starters score/equal more	3-4
Bench out-scores opp. bench	9-2
Opp. bench scores more/equals	13-6
Having more FT attempts than opp.	11-1
Having equal/less FT attempts than opp.	11-7
Have more TOs than opp.	3-1
Having equal/less TOs than opp.	19-7
Having more rebounds than opp.	16-1
Having equal/less rebounds than opp.	6-7
Making 6 or more 3FGs	15-2
Having 15 or more assists	10-1
Score more points in paint than opp.	15-5
Scoring equal/less points in paint than opp.	7-3
Scoring more points off TOs than opp.	16-4
Scoring equal/less points off TOs than opp.	6-4
Scoring more 2nd-chance points than opp.	14-5
Scoring equal/less 2nd-chance points than opp.	9-3
Scoring more fast break points than opp.	14-4
Scoring equal/less fast break points than opp.	8-4
Wearing white uniforms	15-3
Wearing Garnet uniforms	5-1
Wearing Black uniforms	2-4
Playing on live TV/live broadcast	22-8
Playing in November	6-0
Playing in December	4-3
Playing in January	7-1
Playing in February	5-4
Playing in March	0-0
Playing a day-game	6-0
Playing a night-game	16-8
Playing on Sunday	2-0
Playing on a Monday	0-1
Playing on a Tuesday	4-2
Playing on a Wednesday	5-2
Playing on a Thursday	1-0
Playing on a Friday	2-1
Playing on a Saturday	7-2
Scoring margin is 5 points or less	3-3
Margin is between 6-10	6-1
Margin is between 11-20	7-4
Margin is more than 20	6-0
Scoring 59 points or less	1-1
Scoring 60-69 points	6-5
Scoring 70-79 points	7-1
Scoring 80-89 points	4-1
Scoring 90-99 points	3-0
Scoring 100+ points	0-0

MISCELLANEOUS

Current streak	W2
Home court streak	W2
Away streak	L2
Neutral court streak	L1

2016-17 SUPERLATIVES

(tied for team lead also included)

Scoring Leaders	'16-17	Career
Sindarius Thornwell	16	49
PJ Dozier	10	11
Duane Notice	4	20
Rakym Felder	2	2
Chris Silva	1	2
Maik Kotsar	1	1

Rebounding Leaders	'16-17	Career
Chris Silva	12	17
Sindarius Thornwell	11	41
Maik Kotsar	9	9
PJ Dozier	5	7
Duane Notice	1	2

Assists Leaders	'16-17	Career
PJ Dozier	15	21
Sindarius Thornwell	10	52
Duane Notice	6	40
Rakym Felder	4	4
Hassani Gravett	3	3
Justin McKie	3	5
Maik Kotsar	2	2

Blocks Leaders	'16-17	Career
Chris Silva	14	21
Sindarius Thornwell	11	32
Maik Kotsar	6	6
Sedee Keita	3	3
PJ Dozier	3	8
Duane Notice	3	6
Justin McKie	1	2
Rakym Felder	1	1
Khadim Gueye	2	2

Steals Leaders	'16-17	Career
Sindarius Thornwell	15	52
PJ Dozier	13	23
Duane Notice	9	27
Justin McKie	3	5
Chris Silva	2	5
Sedee Keita	2	2
Maik Kotsar	2	2
Hassani Gravett	1	1
Ran Tut	1	1
Maik Kotsar	1	1
Rakym Felder	1	1

Double-Figure Scoring	'16-17	Career
Sindarius Thornwell	24	92
PJ Dozier	18	27
Chris Silva	16	22
Duane Notice	14	67
Maik Kotsar	8	8
Rakym Felder	7	7
Justin McKie	3	4
Hassani Gravett	2	2
TeMarcus Blanton	1	1

20+ points	'16-17	Career
Sindarius Thornwell	14	29
PJ Dozier	8	8
Duane Notice	2	8
Rakym Felder	1	1

30+ points	'16-17	Career
Sindarius Thornwell	2	2

40+ points	'16-17	Career
Sindarius Thornwell	1	1

Double-Figure Rebounding	'16-17	Career
Sindarius Thornwell	5	11
Chris Silva	4	5
PJ Dozier	1	1
Maik Kotsar	1	1

5+ assists	'16-17	Career
PJ Dozier	6	9
Sindarius Thornwell	5	26
Duane Notice	2	16
Rakym Felder	1	1
Hassani Gravett	1	1

3+ steals	'16-17	Career
Sindarius Thornwell	8	23
PJ Dozier	8	12
Duane Notice	3	9
Justin McKie	2	2
Maik Kotsar	1	1

2+ blocks	'16-17	Career
Chris Silva	12	22
Sindarius Thornwell	6	14
Maik Kotsar	5	5
PJ Dozier	1	2
Rakym Felder	1	1
Khadim Gueye	1	1
Duane Notice	1	1

Double-Doubles	'16-17	Career
Sindarius Thornwell	5	11
Chris Silva	3	3
PJ Dozier	1	1
Maik Kotsar	1	1

Clutch Free Throws (under 5 min/OT)	FT-FTA	FT%
Evan Hinson	2-2	1.000
Justin McKie	8-9	.889
Sindarius Thornwell	43-52	.827
Chris Silva	14-20	.700
Duane Notice	10-15	.667
Rakym Felder	4-6	.667
Maik Kotsar	7-14	.500
PJ Dozier	16-35	.457
Hassani Gravett	5-12	.417
Totals	109-165	.661

Dunks	'16-17
Chris Silva	24
Sindarius Thornwell	6
PJ Dozier	4
Sedee Keita	2
Maik Kotsar	2
Jarrell Holliman	1
Duane Notice	1

Miscellaneous
Largest Halftime Lead
SC 37, vs. Lander (Dec. 27, 2016)
Opp 16, Alabama (Feb. 7, 2017)
Smallest Halftime Lead
SC 2, at Georgia (Jan. 4, 2017)
Opp 2, twice, last Florida (Feb. 21, 2017)
Fewest Points In First Half
SC 16, Alabama (Feb. 7, 2017)
Opp 16, Lander (Dec. 27, 2016)
Most Points In First Half
SC 53, vs. Lander (Dec. 27, 2016)
Opp 38, twice, last Georgia (Feb. 4, 2017)
Fewest Points In Second Half
SC 26, at Memphis (Dec. 30, 2016)
Opp 17, vs. Holy Cross (Nov. 13, 2016)
Most Points In Second Half
SC 50, vs. Auburn (Jan. 24, 2017)
Opp 46, Lander (Dec. 27, 2016)
Most Points In Overtime
SC 11, 2OT vs. Alabama (Feb. 7, 2017)
Opp 11, 2OT - Alabama (Feb. 7, 2017)
Largest Margin of Victory
SC 42, vs. SC State (Nov. 18, 2016)
Opp 16, 2x, last at Kentucky (Jan. 21, 2017)
Smallest Margin of Victory
SC 1, vs. Monmouth (Nov. 15, 2016)
Opp 2, Clemson (Dec. 21, 2016)

2016-17 GAME BY GAME COMPARISON

	Date	Result	FG-A	Pct	3FG-A	Pct	FT-A	Pct	O-D-Total	PF	Pts	A	TO	Blk	Stl	Min	Half
La Tech			24-55	.436	7-20	.350	21-30	.700	9-20-29	28	76	8	14	4	11	200	31
South Carolina	Nov. 11, 2016	W, 85-76	30-57	.526	9-18	.500	16-26	.615	10-25-35	20	85	16	15	4	6	200	42
Holy Cross &			17-45	.378	5-20	.250	10-15	.667	5-11-16	16	49	12	9	0	3	200	32
South Carolina	Nov. 13, 2016	W, 81-49	27-46	.587	12-24	.500	15-16	.938	8-24-32	17	81	17	11	6	4	200	44
Monmouth &			20-65	.308	6-28	.214	23-27	.852	15-26-41	24	69	10	18	4	15	225	22
South Carolina	Nov. 15, 2016	W, 70-69 (OT)	23-68	.338	7-23	.304	17-25	.680	16-30-46	22	70	15	20	5	7	225	29
SC State &			16-52	.308	5-14	.357	13-21	.619	8-16-24	19	50	6	14	1	6	200	25
South Carolina	Nov. 18, 2016	W, 92-50	33-65	.508	8-24	.333	18-21	.857	17-30-47	17	92	17	13	9	6	200	50
No. 25/24 Michigan			10-52	.192	2-26	.077	24-32	.750	18-18-36	17	46	2	16	0	7	200	27
South Carolina	Nov. 23, 2016	W, 61-46	23-53	.434	4-15	.257	11-18	.611	15-25-40	24	61	10	13	6	5	200	33
vs. No. 18/16 Syracuse %			14-44	.318	6-15	.400	16-26	.615	9-21-30	19	50	9	17	2	6	200	26
South Carolina	Nov. 26, 2016	W, 64-50	23-51	.451	4-13	.308	14-19	.737	10-27-37	21	64	13	15	1	12	200	37
Vermont			18-51	.353	5-20	.250	9-14	.643	10-21-31	14	50	5	18	2	7	200	32
South Carolina	Dec. 1, 2016	W, 68-50	29-62	.468	4-13	.308	6-7	.857	10-26-36	15	68	18	13	3	11	200	43
FIU			19-46	.413	5-15	.333	11-16	.688	7-28-35	18	54	5	23	1	7	200	22
South Carolina	Dec. 4, 2016	W, 70-54	25-61	.410	8-21	.381	12-19	.632	11-23-34	17	70	15	9	6	13	200	36
vs. Seton Hall ^			19-55	.345	3-12	.250	26-36	.722	18-31-49	18	67	6	17	2	6	200	27
South Carolina	Dec. 12, 2016	L, 67-64	22-57	.386	5-16	.313	15-25	.600	12-23-35	23	64	6	13	4	10	200	34
@ USF			21-50	.420	6-11	.545	18-27	.667	13-28-41	18	66	5	17	2	3	200	37
South Carolina	Dec. 17, 2016	W, 77-66	27-62	.435	10-25	.400	13-20	.650	11-23-34	21	77	18	7	4	9	200	31
Clemson			21-51	.412	3-16	.188	17-27	.630	11-25-36	21	62	8	15	5	9	200	29
South Carolina	Dec. 21, 2016	L, 62-60	22-62	.355	2-16	.125	14-20	.700	14-21-35	22	60	10	14	4	8	200	25
Lander			22-62	.355	5-23	.217	13-19	.684	10-24-34	17	62	12	13	4	7	200	16
South Carolina	Dec. 27, 2016	W, 90-62	35-68	.515	10-22	.455	10-16	.625	13-32-45	16	90	18	12	10	6	200	53
@ Memphis			20-43	.465	1-7	.143	29-37	.784	10-22-32	18	70	14	16	4	4	200	33
South Carolina	Dec. 30, 2016	L, 70-54	18-57	.316	9-25	.360	9-15	.600	17-18-35	30	54	12	19	2	6	200	28
@ Georgia *			17-47	.362	4-13	.308	23-30	.767	11-29-40	17	61	10	16	3	2	200	34
South Carolina	Jan. 4, 2017	W, 67-61	26-61	.426	5-17	.294	10-17	.588	11-23-34	23	67	11	8	8	7	200	36
Texas A&M *			27-51	.529	11-19	.579	3-5	.600	12-25-37	15	68	16	25	4	3	200	38
South Carolina	Jan. 7, 2017	W, 79-68	28-70	.400	9-25	.360	14-17	.824	17-13-30	10	79	14	6	2	11	200	36
at Tennessee *			17-52	.327	1-11	.091	25-33	.758	17-20-37	22	60	10	22	5	6	200	21
South Carolina	Jan. 11, 2017	W, 70-60	22-54	.407	7-13	.538	19-27	.704	15-23-38	26	70	12	22	5	12	200	27
Ole Miss *			17-55	.309	5-17	.294	17-23	.739	11-21-32	23	56	8	21	3	9	200	20
South Carolina	Jan. 14, 2017	W, 67-56	20-55	.364	5-20	.250	22-31	.710	13-29-42	19	67	12	20	3	10	200	34
No. 19/21 Florida *			19-54	.352	0-17	.000	15-28	.536	13-24-37	27	53	8	16	5	9	200	28
South Carolina	Jan. 18, 2017	W, 57-53	15-51	.294	4-13	.308	23-34	.676	12-29-41	28	57	8	15	6	7	200	21
at No. 5/5 Kentucky *			28-48	.583	8-20	.400	21-28	.750	8-24-32	16	85	17	17	5	6	200	47
South Carolina	Jan. 21, 2017	L, 85-69	24-58	.414	5-20	.250	16-19	.842	11-16-27	26	69	11	13	1	7	200	38
Auburn *			21-59	.356	3-21	.143	24-36	.615	16-21-37	24	69	8	19	8	7	200	27
South Carolina	Jan. 24, 2017	W, 98-69	30-61	.492	15-26	.577	23-33	.697	13-25-38	29	98	23	15	5	7	200	48
at Missouri *			20-56	.357	1-17	.059	12-17	.706	9-29-38	21	53	8	15	0	2	200	22
South Carolina	Jan. 28, 2017	W, 63-53	20-57	.351	9-25	.360	14-19	.737	11-32-43	19	63	9	14	4	6	200	26
at LSU *			24-60	.400	6-20	.300	9-14	.643	12-24-36	23	63	10	22	3	7	200	32
South Carolina	Feb. 1, 2017	W, 88-63	30-61	.492	7-21	.333	21-31	.677	11-27-38	17	88	10	14	1	10	200	50
Georgia *			24-49	.490	5-9	.556	22-28	.786	9-27-36	20	75	12	15	5	6	200	38
South Carolina	Feb. 4, 2017	W, 77-75	26-60	.433	11-24	.458	14-25	.560	12-16-28	22	77	13	8	2	9	200	38
Alabama *			30-71	.423	8-27	.296	22-33	.667	13-49-62	36	90	11	24	5	6	300	32
South Carolina	Feb. 7, 2017	L, 90-86 (4OT)	23-88	.261	5-31	.161	35-50	.700	23-29-52	26	86	7	14	2	11	300	16
at Mississippi State *			27-51	.529	11-27	.407	8-12	.667	6-25-31	27	73	12	19	4	5	200	36
South Carolina	Feb. 11, 2017	W, 77-73	27-54	.500	6-15	.400	17-29	.586	8-20-28	15	77	12	11	2	4	200	36
Arkansas *			30-56	.536	7-14	.500	16-18	.889	10-22-32	19	83	12	13	6	6	200	39
South Carolina	Feb. 15, 2017	L, 83-76	28-65	.431	6-22	.273	14-17	.824	14-15-29	18	76	15	12	4	3	200	32
at Vanderbilt *			20-45	.444	9-25	.360	22-32	.688	8-28-36	22	71	9	15	8	4	200	27
South Carolina	Feb. 18, 2017	L, 71-62	24-56	.429	1-9	.111	13-22	.591	10-23-33	22	62	7	12	1	6	200	30
at No. 13/12 Florida *			25-51	.490	9-19	.474	22-27	.815	10-24-34	21	81	13	16	4	9	200	35
South Carolina	Feb. 21, 2017	L, 81-66	22-56	.393	3-14	.214	19-22	.864	11-19-30	22	66	8	15	1	7	200	33
Tennessee *			18-54	.333	1-13	.077	18-21	.857	9-20-29	22	55	3	20	6	9	200	30
South Carolina	Feb. 25, 2017	W, 82-55	27-60	.450	9-23	.391	19-26	.731	12-23-38	19	82	15	18	6	7	200	38
Mississippi State *			20-55	.364	7-26	.269	10-12	.833	9-22-31	26	57	10	20	7	6	200	29
South Carolina	Feb. 28, 2017	W, 63-57	17-50	.340	4-19	.211	25-35	.714	13-26-39	14	63	9	16	1	10	200	32

& - Brooklyn Hoops Holiday Invitational (Columbia, S.C.) | % - Brooklyn Hoops Holiday Invitational (Barclays Center, Brooklyn, N.Y.) | ^ - Under Armour Reunion (Madison Square Garden, New York, N.Y.) | * - SEC contest



SOUTH CAROLINA GAMECOCKS

OVERALL: 22-8; SEC: 12-5; HOME: 15-3; AWAY: 6-4; NEUTRAL: 1-1

DATE	OPP.	W/L	SCORE	RECORD (SEC)	POINTS	REBOUNDS	ASSISTS	BLOCKS	STEALS	ATTENDANCE
Nov. 11, 2016	La Tech	W	85-76	1-0 (0-0)	Thornwell (18)	Thornwell (7)	Thornwell (6)	Silva (2)	Dozier (2)	13,334 (paid)
Nov. 13, 2016	Holy Cross &	W	81-49	2-0 (0-0)	Thornwell (20)	Silva (8)	Notice/Dozier (5)	Thornwell/Silva (2)	4 with 1	9,270 (paid)
Nov. 15, 2016	Monmouth &	W	70-69 (OT)	3-0 (0-0)	Thornwell (23)	Silva (10)	Thornwell/Notice (5)	Thornwell (3)	Notice (3)	9,779 (paid)
Nov. 18, 2016	SC State &	W	92-50	4-0 (0-0)	Thornwell (22)	Kotsar (8)	Dozier (6)	Silva (3)	Dozier (3)	10,159 (paid)
Nov. 23, 2016	25/24 Michigan	W	61-46	5-0 (0-0)	Thornwell (21)	Thornwell (10)	Gravett (4)	Thornwell (3)	Dozier (2)	13,051 (paid)
Nov. 26, 2016	vs. 18/16 Syracuse %	W	64-50	6-0 (0-0)	Thornwell/Kotsar (16)	Dozier (10)	Thornwell (5)	Keita (1)	Dozier/Thornwell (3)	8,733
Dec. 1, 2016	Vermont	W	68-50	7-0 (0-0)	Dozier (21)	Thornwell/Dozier (6)	Thornwell (9)	Silva (2)	Dozier/Thornwell (3)	11,579 (paid)
Dec. 4, 2016	FIU	W	70-54	8-0 (0-0)	Notice (27)	Dozier/Silva (7)	Felder (4)	Silva (5)	Dozier/Kotsar (4)	10,587 (paid)
Dec. 12, 2016	vs. Seton Hall ^	L	67-64	8-1 (0-0)	Dozier (20)	Silva (9)	Dozier (3)	Silva (4)	4 with 2	7,558
Dec. 17, 2016	at USF	W	77-66	9-1 (0-0)	Dozier (23)	Kotsar (9)	Dozier/Felder (5)	4 with 1	McKie (4)	2,489
Dec. 21, 2016	Clemson	L	62-60	9-2 (0-0)	Dozier (26)	Dozier/Kotsar (8)	Dozier (5)	Dozier (2)	Dozier (4)	17,026 (paid)
Dec. 27, 2016	Lander	W	90-62	10-2 (0-0)	Felder (20)	Silva/Kotsar (11)	Gravett (5)	Silva (3)	Dozier (2)	10,088 (paid)
Dec. 30, 2016	at Memphis	L	70-54	10-3 (0-0)	Dozier (13)	Silva (8)	4 with 2	Silva/Keita (1)	Keita (2)	10,812
Jan. 4, 2017	at Georgia *	W	67-61	11-3 (1-0)	Dozier (24)	Thornwell (11)	Dozier (5)	Silva/Thornwell (3)	Thornwell (6)	8,856
Jan. 7, 2017	Texas A&M *	W	79-68	12-3 (2-0)	Notice/Felder (19)	Thornwell (7)	Dozier (4)	Kotsar/Silva (1)	Thornwell (5)	14,249 (paid)
Jan. 11, 2017	at Tennessee *	W	70-60	13-3 (3-0)	Thornwell (22)	Kotsar (8)	Thornwell (4)	Silva (2)	Thornwell (4)	13,794
Jan. 14, 2017	Ole Miss *	W	67-56	14-3 (4-0)	Dozier/Silva (16)	Silva (11)	3 with 3	Kotsar (2)	Thornwell/Notice (2)	15,202 (paid)
Jan. 18, 2017	19/21 Florida *	W	57-53	15-3 (5-0)	Thornwell (20)	Kotsar (9)	Felder (3)	Silva (2)	Thornwell/Notice (2)	15,638 (paid)
Jan. 21, 2017	at 5/5 Kentucky *	L	85-69	15-4 (5-1)	Thornwell (34)	Thornwell (6)	McKie (4)	Thornwell (1)	Keita (2)	24,389
Jan. 24, 2017	Auburn *	W	98-69	16-4 (6-1)	Notice (27)	Thornwell/Kotsar (8)	Thornwell (5)	Thornwell/Notice (2)	Thornwell (2)	14,356 (paid)
Jan. 28, 2017	at Missouri *	W	63-53	17-4 (7-1)	Thornwell (16)	Thornwell (11)	4 with 2	4 with 1	Thornwell (2)	6,891
Feb. 1, 2017	at LSU *	W	88-63	18-4 (8-1)	Notice/Dozier (17)	Silva (8)	Dozier (4)	Thornwell (1)	Thornwell/Notice (2)	6,478
Feb. 4, 2017	Georgia *	W	77-75	19-4 (9-1)	Dozier (21)	Kotsar/Thornwell (7)	Notice/Dozier (3)	Kotsar/Dozier (1)	Thornwell/McKie (3)	18,000 (paid)
Feb. 7, 2017	Alabama *	L	90-86 (4OT)	19-5 (9-2)	Thornwell (44)	Thornwell (21)	Thornwell/Dozier (2)	Silva (2)	Dozier (4)	14,450 (paid)
Feb. 11, 2017	at Miss. State *	W	77-73	20-5 (10-2)	Thornwell (28)	Kotsar/Notice (5)	Thornwell (4)	Thornwell/Notice (1)	4 with 1	7,635
Feb. 15, 2017	Arkansas *	L	83-76	20-6 (10-3)	Thornwell (27)	Silva (8)	Dozier (6)	Kotsar/Thornwell (2)	3 with 1	13,001 (paid)
Feb. 18, 2017	at Vanderbilt *	L	71-62	20-7 (10-4)	Thornwell (21)	Dozier (7)	Notice (3)	Silva (1)	Thornwell/Notice (3)	10,471
Feb. 21, 2017	at No. 13/12 Florida *	L	81-66	20-8 (10-5)	Thornwell (23)	Thornwell (10)	Dozier (3)	Keita (1)	Thornwell (3)	11,051
Feb. 25, 2017	Tennessee *	W	82-55	21-8 (11-5)	Dozier (19)	Silva/Thornwell (96)	Dozier (4)	Kotsar (2)	Silva/Notice (2)	16,117 (paid)
Feb. 28, 2017	Miss. State *	W	63-57	22-8 (12-5)	Thornwell (22)	Silva (11)	Notice (4)	Thornwell (1)	Dozier (3)	15,230 (paid)

& - Brooklyn Hoops Holiday Invitational (Columbia, S.C.) | % - Brooklyn Hoops Holiday Invitational (Barclays Center, Brooklyn, N.Y.) | ^ - Under Armour Reunion (Madison Square Garden, New York, N.Y.) | * - indicates SEC game

2016-17 GAME-BY-GAME STARTING LINEUPS

OPPONENT, RESULT	GUARD	GUARD	GUARD	FORWARD	FORWARD
La Tech, W	Dozier	Thornwell	Notice	Kotsar	Silva
Holy Cross, W	Dozier	Thornwell	Notice	Kotsar	Silva
Monmouth, W	Dozier	Thornwell	Notice	Kotsar	Silva
SC State, W	Dozier	Thornwell	Notice	Kotsar	Silva
Michigan, W	Dozier	Thornwell	Notice	Kotsar	Silva
vs. Syracuse, W	Dozier	Thornwell	Notice	Kotsar	Silva
Vermont, W	Dozier	Thornwell	Notice	Kotsar	Silva
FIU, W	Dozier	McKie	Notice	Kotsar	Silva
vs. Seton Hall, L	Dozier	McKie	Notice	Kotsar	Silva
at USF, W	Dozier	McKie	Notice	Kotsar	Silva
Clemson, L	Dozier	McKie	Notice	Kotsar	Silva
Lander, W	Dozier	McKie	Notice	Kotsar	Silva
at Memphis, L	Dozier	McKie	Notice	Kotsar	Silva
at Georgia, W	Dozier	Thornwell	Notice	Kotsar	Silva
Texas A&M, W	Dozier	Thornwell	Notice	Kotsar	Silva
at Tennessee, W	Dozier	Thornwell	Notice	Kotsar	Silva
Ole Miss, W	Dozier	Thornwell	Notice	Kotsar	Silva
Florida, W	Dozier	Thornwell	Notice	Kotsar	Silva
at Kentucky, L	Felder	Thornwell	Notice	Kotsar	Silva
Auburn, W	Dozier	Thornwell	Notice	Kotsar	Silva
at Missouri, W	Dozier	Thornwell	Notice	Kotsar	Silva
at LSU, W	Dozier	Thornwell	Notice	Kotsar	Silva
Georgia, W	Dozier	Thornwell	Notice	Kotsar	Silva
Alabama, L	Dozier	Thornwell	Notice	Kotsar	Silva
at Miss State, W	Dozier	Thornwell	Notice	Kotsar	Silva
Arkansas, L	Dozier	Thornwell	Notice	Kotsar	Silva
at Vanderbilt, L	Dozier	Thornwell	Notice	Kotsar	Silva
at Florida, L	Dozier	Thornwell	Notice	Kotsar	Silva
Tennessee, W	Dozier	Gravett	Notice	Thornwell	Silva
Mississippi State, W	Dozier	McKie	Notice	Thornwell	Silva

**EXB - SOUTH CAROLINA 107, NEWBERRY 89
NOV. 6, 2016/COLONIAL LIFE ARENA**

COLUMBIA, S.C. - South Carolina opened its 2016-17 season with a 107-89 exhibition win over Newberry College on Sunday afternoon at Colonial Life Arena. Carolina shot 50.0 percent from the field in the game en route to its offensive outburst. Senior guard Sindarius Thornwell led all players with 34 points on 13-of-24 shooting. The Lancaster, S.C., native, recorded a double-double with 11 rebounds, which led the team. He also led the team with five assists and five blocks.

South Carolina jumped out to a 12-point lead in the first half with 11:23 left, but Newberry would keep the game competitive forcing 12 turnovers and knocking down 10 shots from deep. Thornwell led all scorers at the break with 16 points on 6-of-10 shooting. He also led the team with five rebounds. Carolina shot 51.5 percent from the field as they headed to halftime with a 53-46 lead.

The Gamecocks opened the second half on a 29-11 run, building their lead to 81-57. Thornwell (10 points) and sophomore guard PJ Dozier (nine points) helped fuel the scoring outburst with 26 of those points. Dozier finished tied for second on the team with 17 points. Senior guard Duane Notice, last season's SEC Sixth Man of the Year, also poured in 17 points. Notice was 4-for-9 from behind the arc.

Carolina's defense ramped up in the second half holding Newberry to a 42.1 field goal percentage. The Gamecocks forced 21 turnovers in the game and out-rebounded the Wolves 52-33. Newberry, who looked to run all game with a smaller lineup, would finish the game with 39 attempts from three-point range.

With the win, South Carolina remains unbeaten in five career exhibition contests under the direction of Head Coach Frank Martin.

EXHIBITION



Official Basketball Box Score - Game Totals - Final Statistics
Newberry vs South Carolina
11/16/16 4:30 p.m. ET at Columbia, S.C. (Colonial Life Arena)

Newberry 89 • 0-0

#	Player	Total			3-Ptr			Rebounds			PF	TP	A	TO	Blk	Stl	Min
		FG	FGA	FT	FTA	Off	Def	Off	Def	Total							
02	Quaman Burton	g	0-3	0-1	2-2	1	3	4	1	2	3	3	0	0	0	17	
04	Rob Valentine	g	3-6	2-4	0-0	1	0	1	3	8	0	1	0	0	0	17	
15	Xavier Hill	g	2-6	0-2	1-1	1	1	2	2	5	1	2	0	0	0	16	
20	D.J. Copeland	g	3-6	2-4	0-0	1	1	2	2	8	4	0	0	0	1	16	
30	James Stepp	g	5-12	3-8	0-0	1	1	2	0	13	0	3	0	3	0	17	
00	Gerald Evans	g	2-5	1-1	0-0	1	3	4	0	5	3	5	0	1	0	23	
01	Mushack Sackor	g	0-2	0-0	0-0	1	0	1	2	0	0	1	1	1	1	4	
03	Marshall Lange	g	4-11	3-7	0-0	0	4	4	2	11	2	2	0	0	0	23	
05	Sikander Nielsen	g	5-8	2-4	1-1	0	2	2	3	13	2	2	0	0	0	23	
10	Luke Gibson	g	0-0	0-0	0-0	0	0	0	0	0	0	0	0	0	0	1	
12	Jamaal Satisfield	g	4-5	1-1	1-3	1	4	5	3	10	0	1	0	0	0	13	
22	Mason Speare	g	4-8	4-8	0-0	0	3	3	2	12	2	0	1	1	1	23	
23	Amp Moore	g	1-3	0-0	0-0	1	1	2	2	1	1	1	0	1	0	7	
Team						1	2										
Totals			33-75	18-40	5-7	9	24	33	22	89	18	21	2	11	200		

FG % 1st Half: 17-37 45.9% 2nd Half: 16-38 42.1% Game: 33-75 44.0% Deadball Rebounds 1
3FG % 1st Half: 10-22 45.5% 2nd Half: 8-18 44.4% Game: 18-40 45.0%
FT % 1st Half: 2-2 100.0 2nd Half: 3-5 60.0% Game: 5-7 71.4%

South Carolina 107 • 0-0

#	Player	Total			3-Ptr			Rebounds			PF	TP	A	TO	Blk	Stl	Min
		FG	FGA	FT	FTA	Off	Def	Off	Def	Total							
21	KOTSAAR, Maik	f	2-3	0-0	1-2	1	2	3	0	5	2	0	0	1	1	17	
30	SILVA, Chris	f	2-3	0-0	0-0	3	3	6	5	4	1	3	1	1	1	10	
00	THORNWELL, Sindarius	g	13-24	2-8	6-6	6	5	11	1	34	5	3	5	2	0	36	
10	NOTICE, Duane	g	5-13	4-10	3-3	0	5	5	0	17	2	1	0	0	0	36	
15	DOZIER, PJ	g	7-16	0-2	3-3	1	3	4	0	17	3	0	3	0	27		
02	GRAVETT, Hassani	g	1-3	0-0	2-2	0	1	1	1	4	3	2	1	0	14		
05	BLANTON, TeMarcus	g	3-8	2-3	0-0	2	1	3	1	8	0	1	0	0	13		
12	GUEYE, Khadim	g	2-2	0-0	2-5	1	6	7	2	6	1	1	0	0	20		
20	MCKIE, Justin	g	3-5	1-2	2-2	4	2	6	1	9	4	3	0	1	19		
31	HOLLIMAN, Jarrell	g	1-1	0-0	1-2	1	2	3	0	3	0	1	0	1	1	8	
Team			0	0	0	3	3										
Totals			39-78	9-25	20-25	19	33	52	11	107	21	18	7	9	200		

FG % 1st Half: 17-33 51.5% 2nd Half: 22-45 48.9% Game: 39-78 50.0% Deadball Rebounds 1.1
3FG % 1st Half: 5-11 45.5% 2nd Half: 4-14 28.6% Game: 9-25 36.0%
FT % 1st Half: 14-17 82.4% 2nd Half: 6-8 75.0% Game: 20-25 80.0%

Officials: Olanidis Poole, Garrick Shannon, Roger Ayers
Technical fouls: Newberry-None, South Carolina-None.
Attendance: 13344
Exhibition contest

Score by periods	1st	2nd	Total
Newberry	46	43	89
South Carolina	53	54	107

Last FG - NBV 2nd-00:02, SC 2nd-02:27.
Largest lead - NBV by 2 1st-15:39, SC by 28 2nd-11:05.
NBV led for 00:12, SC led for 37:19. Game was tied for 02:29.

**GAME 1 - SOUTH CAROLINA 85, LA TECH 76
NOV. 11, 2016/COLONIAL LIFE ARENA**

COLUMBIA, S.C. - The South Carolina men's basketball team (1-0) opened the 2016-17 regular season with an 85-76 victory over Louisiana Tech (0-1) Friday night. Four Gamecock starters were in double-figures, led by senior guard Sindarius Thornwell, who poured in 18 points. The Lancaster, S.C., native filled up the stat sheet leading the team in rebounds (7) and assists (6).

Senior guard Duane Notice (17), sophomore guard PJ Dozier (17) and sophomore forward Chris Silva (11) were the other South Carolina starters in double figures. Dozier's 17 points were a new career-high.

The Gamecocks jumped out to a 7-2 lead to start the game behind five points from Dozier. The Gamecocks extended their lead to 16-6 after Thornwell hit a 3-pointer with 12:49 left in the first half.

South Carolina's half court defense was suffocating in the first 10 minutes, as they held the Bulldogs to 29 percent shooting from the field. Louisiana Tech finished half one 11-of-29 from the field (37.9 percent).

The Bulldogs closed the gap to 18-16 with 10:24 left, but Carolina pushed the lead back to nine at 36-27 with 2:36 to play in the half after back-to-back 3s from senior guard Justin McKie and sophomore guard Hassani Gravett.

Gravett ended the first half with an exclamation point as he tipped in a Notice 3-point miss at the buzzer. Carolina led 42-31 at the break as the, Villa Rica, Ga. native's, tip-in gave the team its biggest lead of the first half at 11.

Thornwell led all scorers at halftime with nine points on 4-of-8 shooting. He also had five rebounds and three assists. Junior forward Ran Tut had a nice first half off the bench, dropping four points and tying for the team lead in rebounds with five. Notice had eight points, Dozier seven and Gravett seven to round out Carolina's scoring in the opening period. Carolina out-rebounded La Tech 22-18 in half one.

In the second half, the Bulldogs cut the deficit to seven with 14:13 left after a 3-pointer by sophomore guard Derric Jean from the right wing. La Tech's Jacobi Boykins stole the ball at half court finishing with an emphatic dunk at the other end to cut the lead to 59-54. He was whistled for a technical foul after the play. Notice missed both free throws but Silva put the Gamecocks back up by seven after a dunk on the ensuing possession off a great dish from Gravett.

La Tech's Daquan Bracy would cut the lead to four at 65-61, knocking down a 3-pointer with 7:58 left. Thornwell would answer the basket with a fast break 3 of his own from the left corner to put Carolina back up seven with 5:56 on the clock. The Bulldogs answered, but Silva increased the lead to nine with a 3-point play with 4:31 left after beating Jean to the hole for the and-one bucket.

Thornwell hit his third 3 of the game with 8:34 left to put the Gamecocks up 66-42. He finished the night 4-for-6 from behind the arc. McKie joined Thornwell in double figures, scoring his 10th point of the night with 3:08 left after stealing the ball and taking it coast-to-coast for the lay in to give Carolina a 74-47 lead late in the game.

GAME 1



Official Basketball Box Score - Game Totals - Final Statistics
Louisiana Tech vs South Carolina
11/11/16 6:30 p.m. ET at Columbia, S.C. (Colonial Life Arena)

Louisiana Tech 76 • 0-1

#	Player	Total			3-Ptr			Rebounds			PF	TP	A	TO	Blk	Stl	Min
		FG	FGA	FT	FTA	Off	Def	Off	Def	Total							
02	MCCREE, Erik	f	1-9	0-4	6-8	2	2	4	4	8	1	2	0	0	0	31	
24	SHERMAN, Omar	f	6-9	0-2	0-0	0	7	7	2	12	0	1	2	0	0	32	
00	BOYKINS, Jacobi	g	4-7	2-4	4-7	1	1	2	5	14	0	1	0	3	20		
01	JEAN, Derric	g	4-11	2-3	8-9	3	2	5	4	18	1	4	0	1	33		
25	DAVIS, Qydrar	g	2-4	1-3	0-0	0	0	0	3	5	0	3	0	2	26		
03	HARRIS, Jalen	g	2-7	0-2	2-2	0	3	4	6	2	2	1	3	18			
04	BRACEY, DaQuan	g	5-7	2-2	0-0	1	1	5	12	2	0	0	0	23			
05	WHITE, Joniah	g	0-2	0-0	1-2	3	0	3	1	1	0	0	1	8			
22	WASHINGTON, Jy'lan	g	0-0	0-0	0-0	0	0	0	0	0	1	0	0	0	+		
35	POWELL, Oliver	g	0-0	0-0	0-0	0	4	4	0	0	1	0	0	2	9		
Team			0	0	0	0	0	0									
Totals			24-55	7-20	21-30	9	20	29	28	76	8	14	4	11	200		

FG % 1st Half: 11-29 37.9% 2nd Half: 13-26 50.0% Game: 24-55 43.6% Deadball Rebounds 6.1
3FG % 1st Half: 0-7 0.0% 2nd Half: 7-13 53.8% Game: 7-20 35.0%
FT % 1st Half: 9-14 64.3% 2nd Half: 12-16 75.0% Game: 21-30 70.0%

South Carolina 85 • 1-0

#	Player	Total			3-Ptr			Rebounds			PF	TP	A	TO	Blk	Stl	Min
		FG	FGA	FT	FTA	Off	Def	Off	Def	Total							
21	KOTSAAR, Maik	f	2-2	0-0	0-3	1	1	2	4	4	0	0	0	1	14		
30	SILVA, Chris	f	4-6	0-0	3-5	0	2	4	11	0	1	2	0	18			
00	THORNWELL, Sindarius	g	7-16	2-4	2-2	1	6	7	4	18	6	6	1	1	32		
10	NOTICE, Duane	g	4-7	3-6	6-8	0	1	1	0	17	3	0	1	29			
15	DOZIER, PJ	g	5-9	2-3	5-6	4	0	4	3	17	2	2	0	20			
02	GRAVETT, Hassani	g	3-7	1-2	0-2	1	3	0	7	2	1	0	0	24			
05	BLAUNET, TeMarcus	g	0-0	0-0	0-0	0	0	0	3	0	1	0	0	1	1		
14	TUT, Ran	g	2-5	0-1	0-0	2	4	6	4	1	0	1	1	19			
20	MCKIE, Justin	g	1-3	1-2	0-0	1	4	5	0	3	1	1	0	19			
31	HOLLIMAN, Jarrell	g	2-2	0-0	0-0	0	0	2	4	1	0	0	0	14			
Team			0	0	0	3	2	5									
Totals			30-57	9-18	16-26	10	25	35	20	85	16	15	4	6	200		

FG % 1st Half: 16-36 44.4% 2nd Half: 14-21 66.7% Game: 30-57 52.6% Deadball Rebounds 6
3FG % 1st Half: 6-13 46.2% 2nd Half: 3-5 60.0% Game: 9-18 50.0%
FT % 1st Half: 4-5 80.0% 2nd Half: 12-21 57.1% Game: 16-26 61.5%

Officials: Tony Greene, Glenn Tullit, Todd Austin
Technical fouls: Louisiana Tech-BOYKINS, Jacobi, South Carolina-None.
Attendance: 13344
2016-17 Season Opener

Score by periods	1st	2nd	Total
Louisiana Tech	31	45	76
South Carolina	42	43	85

Last FG - TECH 2nd-00:16, SC 2nd-00:49.
Largest lead - TECH by 1 1st-18:39, SC by 15 2nd-17:54.
TECH led for 01:19, SC led for 38:20. Game was tied for 00:21.

**GAME 2 - SOUTH CAROLINA 81, HOLY CROSS 49
NOV. 13, 2016/COLONIAL LIFE ARENA**

COLUMBIA, S.C. - South Carolina (2-0) picked up its second win of the season Sunday night at Colonial Life Arena after an 81-49 victory versus Holy Cross (0-1). The Gamecock defense limited the Crusaders to just 17 second half points and 30 percent shooting (6-20) from the field in the half. Carolina senior guard Sindarius Thornwell had 20 points to lead all scorers.

After trailing 4-3 early in the game, Carolina went on a 9-0 run after a put-back dunk by sophomore Chris Silva that put the Gamecocks up 12-4. Senior guard Justin McKie extended the early lead to 10 after a transition layup put Carolina ahead 18-8 with 11:56 to go in the first half. McKie's layup forced Crusader Head Coach Bill Carmody to take a timeout after his team started the game 2-for-11 from the field (18.1 percent).

After the timeout, freshman guard Rakym Felder hit a 3-pointer from the top of the key to put the Gamecocks up 24-13. Carolina started the game on fire from the field, hitting 10-of-14 shots, good for 71.4 percent.

Holy Cross cut the lead to five at the 7:08 mark, but Thornwell answered with a post up bucket from the left block to put the Gamecocks up 33-26. Senior guard Duane Notice then hit a 3 on the team's next possession, putting Carolina up 10, 36-26, with 3:03 left in the opening half.

Senior guard PJ Dozier hit his third 3 of the first half from the left wing with 1:29 left to put the Gamecocks up 15. Holy Cross answered with a 3-point bucket of its own. The teams exchanged 3s again on their next possessions, as Thornwell hit from deep for Carolina and Robert Champion, the Crusaders' leading scorer from a year ago, hit one for Holy Cross. Champion's 3 cut the deficit to 12 just before the half with Carolina leading 44-32.

Thornwell led all scorers at the break with 14. Dozier was the second-leading scorer on the stat sheet with 13 first-half points for the Gamecocks. Notice had four assists to lead all players. Carolina shot 58.3 percent in the opening period, including going 8-of-13 from deep. Champion, and forward Malachi Alexander, each scored 12 points for the Crusaders to account for 24 of the team's 32 first-half points.

Carolina picked up right where it left off in the second half as Thornwell hit a 3 at the 15:03 mark to give the Gamecocks a 16-point lead, 53-37. McKie tallied his eighth point with just under 12 minutes to play with a high floater in the lane, which put Carolina up by 20, 59-39.

The Gamecocks defense remained locked in during half two. Holy Cross started the second half 4-for-13, just 30.8 percent from the field. Carolina's hot shooting continued on the offensive end, as it started the second half 8-of-16 (50 percent).

Thornwell hit his fourth 3 of the game with 8:34 left to put the Gamecocks up 66-42. He finished the night 4-for-6 from behind the arc. McKie joined Thornwell in double figures, scoring his 10th point of the night with 3:08 left after stealing the ball and taking it coast-to-coast for the lay in to give Carolina a 74-47 lead late in the game.

GAME 2



Official Basketball Box Score - Game Totals - Final Statistics
Holy Cross vs South Carolina
11/13/16 6 p.m. ET at Columbia, S.C. (Colonial Life Arena)

Holy Cross 49 • 0-1

#	Player	Total			3-Ptr			Rebounds			PF	TP	A	TO	Blk	Stl	Min
		FG															

GAME 3 - SOUTH CAROLINA 70, MONMOUTH 69
NOV. 15, 2016/COLONIAL LIFE ARENA

COLUMBIA, S.C. - PJ Dozier scored the game-winning jumper on a lob from Duane Notice as time expired in overtime Tuesday night at Colonial Life Arena to power South Carolina (3-0) to a 70-69 non-conference win over Monmouth (1-1). Senior guard Sindarius Thornwell led all scorers for the third-straight game with 23 points. He also had nine rebounds and five assists.

Tonight's game marks Carolina's third game in five days to open the 2016-17 season. Carolina got off to a fast start, opening the game on a 13-0 run. Thornwell and Notice each hit 3s as the Gamecocks opened the game 4-of-7 from the field. Monmouth started the game 0-for-9 and didn't get its first bucket until 13:12 left in the first half.

South Carolina pushed its run to 17-2 just before the second media timeout on a Chris Silvia made free throw. The Gamecocks went 9-for-13 from the charity stripe in the first 10 minutes, after a pair of Notice free throws made the score 19-2.

The Hawks would battle back into the game, cutting the lead to 19-7 with 7:35 left in the opening period, after taking advantage of an 0-for-11 field-goal drought for Carolina that lasted over 10 minutes. Redshirt-sophomore guard TeMarcus Blanton ended the drought after knocking down a 3 to push the Carolina lead to 22-7 with 6:59 left in the half.

Monmouth went on a 6-0 run to cut the lead to nine at 22-13, but the Gamecocks remained ahead 26-13 after back-to-back buckets by senior guard Justin McKie. The Hawks scored the final two baskets of the half to make it 29-22 as the teams headed to the locker room.

Both teams struggled shooting the ball for long stretches in the first half. Monmouth finished the first half 7-for-30 (23.3 percent), while South Carolina shot 8-of-30, good for 26.7 percent.

The Gamecocks started the second half much like half one, going on an 11-0 run after knocking down 4-of-7 shots from the field (57.1 percent). They led 38-22 at the first media timeout. Thornwell (4) and Notice (5) tallied nine of the 11 points on the run.

The Hawks started half two 2-of-9 (22.2 percent) from the field, but then went on a 16-2 run, holding Carolina scoreless for nearly five minutes before a Silva reverse lay-in. McKie and Notice each hit 3s in the stretch to make it 50-46, but the Hawks got back within two at the under-eight-minute timeout. Monmouth took its first lead at 52-50 with 6:52 left after a put-back lay-in by big man Diago Quinn.

Thornwell scored five straight points to put the Gamecocks back ahead, 55-52, forcing a timeout by head coach King Rice with 5:45 remaining in the second half. Monmouth then had a four-minute field goal drought before scoring four-straight to tie it up at 58-58 with 1:23 remaining. A pair of Thornwell free throws put Carolina ahead by two with 31.7 seconds left, but Micah Seaborn answered for the Hawks with two free throws of his own to tie the score again.

The Gamecocks turned it over off an inbound play with eight seconds left. Monmouth got a shot off from the right wing, but Thornwell skied high to block it. Carolina got the ball back with 07 seconds left. Dozier launched a half-court heave from the left side that rimmed in-and-out and the game headed to overtime tied at 60.

Dozier, who did not score in regulation, scored six of the team's 10 points in overtime, to propel Carolina to victory. Thornwell scored the other four points from the free throw line. Nine of his 23 points came from the charity stripe Tuesday night. Notice (15) and Silvia (10) joined Thornwell in double-figures. Silvia tallied his first career double-double after leading the team with 10 rebounds.

The Hawks finished the game with four players in double-figures. Chris Brady led the way with 17 points and 10 rebounds. Je'Lon Hornbeak (14), Micah Seaborn (11) and Justin Robinson (11) were also in double-figures for Monmouth. The Gamecocks held Robinson, who was the unanimous selection for MAAC Preseason Player of the Year, to just 2-of-13 shooting.

GAME 4 - SOUTH CAROLINA 90, SC STATE 52
NOV. 18, 2016/COLONIAL LIFE ARENA

COLUMBIA, S.C. - South Carolina (4-0) picked up a non-conference home win Friday night after downing South Carolina State (1-2) 92-50. Senior guard Sindarius Thornwell led all scorers for the fourth-straight game with 22 points (8-of-15 from the field). It was Thornwell's third 20-point game of the season.

Carolina went to the first media timeout up 11-3, after starting the game 5-of-7 from the field. The Bulldogs cut the lead to 13-8 after an Edward Stephens 3. The Gamecocks then held the Bulldogs scoreless for the next 3:25 (14:44 to 11:19). Two Khadim Gueye free throws and a jumper by Maik Kotsar pushed the lead back to nine at 17-8 at the 13:44 mark in the opening period.

In the first 10 minutes, Carolina held SC State to just 29 percent shooting (4-of-14). The Gamecocks were the exact opposite, starting the game shooting 59 percent from the field (10-for-17).

Kotsar put Carolina up 25-11 after a nifty reverse layup with 8:56 left in the opening half to force Bulldogs head coach Murray Garvin to take his first timeout of the game. After the timeout, the Gamecocks went on a 10-2 run after 3s from sophomore guard PJ Dozier and r-sophomore guard Hassani Gravett.

Thornwell pushed the lead to 40-18 after knocking down a corner 3 with five minutes left to play in the opening half. The Lancaster, S.C. native, then hit another 3 with 1:46 left to push Carolina's lead to 45-23. The 3 gave him 16 first-half points, which led all scorers. The Gamecocks ended the half on a 5-0 run to take a 50-25 lead at the break. Kotsar had eight points at the break and led the team with seven rebounds. The Bulldogs did not connect for a field goal the final 2:41 of the first half and finished 9-for-28 (32 percent) from the field.

Carolina continued to build on its lead in the second half. Kotsar hit double-figures for the first time in his career with 16:54 left in the game after a put back lay-in off a Thornwell miss. The lay-in opened up a 30-point lead for the home team, 60-30.

The Gamecocks would lead by 26 or more for the rest of the night.

Kotsar, a native of Tallin, Estonia, finished the game with 15 points and eight rebounds. He was a perfect 7-of-7 from the field.

Chris Silva was also in double-figures with 11 points. He also had seven rebounds, including four on the offensive end.

Eric Eaves, the Bulldogs leading returner scorer, finished with a game-high 14 points for SC State.

GAME 5 - SOUTH CAROLINA 61, 25/24 MICHIGAN 46
NOV. 23, 2016/COLONIAL LIFE ARENA

COLUMBIA, S.C. - South Carolina (5-0) stifled No. 25/24 Michigan (4-1) 61-46 at Colonial Life Arena Wednesday evening, handing the Wolverines their first loss of the season. The Gamecocks had four players in double figures, led by senior guard Sindarius Thornwell, who finished with 21 points and 10 rebounds. It was the Lancaster, S.C. native's fourth-straight game scoring 20-plus and his first double-double of the season.

Carolina threw the first punch Wednesday evening, jumping out to a 13-5 lead at the first media timeout with 15:42 left in the first half. Notice and Silva combined for 10 of the team's first 12 points with five apiece.

Three forced turnovers and a 6-2 advantage on the boards aided the Gamecocks solid start. The Wolverines countered with a 7-0 run to bring the score to 13-12 as Carolina went scoreless for over four minutes.

Michigan struggled to shoot the ball against South Carolina's stifling defense the entire first half, but was able to keep the game tight with solid shooting from the charity stripe. Eleven of the team's first 18 points came from the free throw line, as they went 11-of-12 (94 percent).

The Wolverines led 20-19 but a Thornwell 3 put the Gamecocks back in front 22-19 with 7:56 left in the first half. Thornwell started the game 4-of-6 with nine points. Michigan answered right away and the teams headed to the under eight media timeout tied at 22-22. Up to that point, the Wolverines were just 5-of-19 (26 percent) from the field and 1-for-10 (10 percent) from behind the arc.

Senior guard Justin McKie came off the bench and scored five straight points to put Carolina back ahead 27-23. The Gamecocks remained ahead 29-25 at the final media timeout of the half with 3:43 left. Michigan's poor shooting continued, as it was 5-for-20 (25 percent) up to that point.

Notice ended the first half emphatically for Carolina with a coast-to-coast transition layup with 20 seconds left. His layup put the Gamecocks up 33-27 at the half. Carolina held the Wolverines scoreless the final 3:19 of the half. Thornwell led all scorers in the first half with 11 points on 5-of-8 shooting. Michigan shot 6-of-24 (25 percent) and 1-of-12 from behind the 3-point line. Sophomore PJ Dozier did an outstanding job on the Wolverines leading scorer, Zak Irvin, as he went 2-of-8 and scored just five points.

It was much of the same story for Michigan in the second half, as they started 1-for-6 from the field. Sophomore Hassani Gravett hit a jumper from the right wing to put Carolina up 37-29 with 15:47 left in the game. A Notice layup then put Carolina up by 10 with 14:48 left. It was the Gamecocks' first double-digit lead of the game.

Michigan's Muhammad-Ali Abdur-Rahkman tallied a 3-point play on the ensuing possession to cut the lead to seven at 39-32. That would be the closest the Wolverines would get the rest of the night. Abdur-Rahkman's lay-in ended a 4:08 scoring drought.

After a timeout by Michigan head coach John Beilein, freshman Maik Kotsar scored on an aggressive dribble drive to his left with 10:54 left to put Carolina up 43-33. A pair of Thornwell free throws then pushed the lead to 45-33 with 10:06 left.

An and-1 put back layup by Wolverine big man Mark Donnal ended a 6:53 scoring drought for Michigan. He made the ensuing free throw to cut the lead to 51-40 with 7:35 left. Gravett halted the momentum with a lob to Silva he threw down a thunderous dunk to push the lead back to 13 at 53-40.

With 3:07 left, Kotsar slipped to the hoop again. Thornwell fed him and the freshman big man finished for his 10th point, giving Carolina its biggest lead of the game at 59-43 with 3:07 left.

A Dozier steal put the game on ice in the final 1:20. He threw an outlet pass to Thornwell, who threw it ahead to Notice. The Toronto, Ontario, native, finished to put Carolina up 61-46 with 1:14 left.

GAME 3

Official Basketball Box Score - Game Totals - Final Statistics
Monmouth vs South Carolina
 11/15/16 6:30 p.m. ET at Columbia, S.C. (Colonial Life Arena)

Monmouth 69 • 1-1

#	Player	Total		3-Ptr		Rebounds		PF	TP	A	T	Blk	Stl	Min	
		FG	FGA	FG	FGA	Off	Def								Tot
43	Brady, Chris	c	7-10	0-1	3-4	4	6	10	3	17	0	2	0	0	32
00	JAMES, Josh	g	1-5	0-0	0-0	1	1	4	2	1	2	0	0	2	29
10	Seaborn, Micah	g	2-12	1-6	6-8	1	4	5	0	11	2	1	1	4	39
11	Hornbeak, Je'Lon	g	3-12	1-5	7-7	4	5	9	4	14	2	0	1	31	
12	Robinson, Justin	g	2-13	2-9	5-6	0	2	2	4	11	4	5	0	2	38
01	Sarr, Pierre	g	2-2	0-0	0-0	0	2	2	4	10	0	1	0	1	5
14	Traore, Mustapha	g	0-0	0-0	0-0	0	0	0	0	1	0	0	0	0	3
23	Tilghman, Austin	g	0-0	0-0	0-0	0	1	1	2	0	0	4	0	1	15
20	Stewart, Collin	g	2-8	2-7	0-0	0	0	0	1	6	1	0	0	2	20
32	Quinn, Diago	g	1-1	0-0	2-2	1	1	2	3	4	0	0	0	0	4
44	Ibiyebube, Sam	g	0-2	0-0	0-0	3	3	6	0	0	1	2	0	9	
	Team		2	1	3										
	Totals		20-65	6-28	23-27	15	26	41	24	69	10	18	4	15	225

FG % 1st Half: 7-30 23.3% 2nd half: 10-29 34.5% OT: 3-6 50.0% Game: 20-65 30.8% Deadball Rebounds 2.4
 3FG % 1st Half: 2-13 15.4% 2nd half: 3-14 21.4% OT: 1-1 100.0% Game: 6-28 21.4%
 FT % 1st Half: 6-8 75.0% 2nd half: 15-16 93.8% OT: 2-3 66.7% Game: 23-27 85.2%

South Carolina 70 • 3-0

#	Player	Total		3-Ptr		Rebounds		PF	TP	A	T	Blk	Stl	Min
		FG	FGA	FG	FGA	Off	Def							
21	KOTSAR, Maik	f	2-5	0-0	0-0	1	1	2	4	4	1	0	0	26
30	SILVA, Chris	f	3-5	0-0	4-6	4	6	10	5	10	0	2	0	21
00	THORNWELL, Sindarius	f	6-18	2-5	9-11	3	6	9	2	23	5	3	2	41
10	NOTICE, Duane	g	5-13	3-8	2-2	2	1	3	1	15	5	3	0	31
15	DOZIER, PJ	g	3-10	0-2	0-0	2	2	2	2	6	2	3	0	31
02	GRAVETT, Hassani	g	0-3	0-0	0-2	0	2	2	0	1	3	0	0	18
04	FELDER, Rakyim	g	0-1	0-0	0-0	0	0	0	0	0	1	0	0	4
05	BLANTON, TeMarcus	g	1-3	1-2	1-2	1	3	4	0	4	0	1	0	7
12	GUEYE, Khadim	g	0-0	0-0	0-0	0	0	0	2	0	0	0	0	1
20	MCKIE, Justin	g	3-10	1-6	1-2	2	4	6	2	8	0	2	0	27
31	HOLLIMAN, Jarrell	g	0-0	0-0	0-0	1	2	2	0	1	0	0	0	9
	Team		2	4	6									
	Totals		23-68	7-23	17-25	16	30	46	22	70	15	20	5	225

FG % 1st Half: 9-30 30.0% 2nd half: 12-32 37.5% OT: 3-6 50.0% Game: 23-68 33.8% Deadball Rebounds 7.2
 3FG % 1st Half: 3-10 30.0% 2nd half: 4-12 33.3% OT: 1-1 100.0% Game: 7-23 30.4%
 FT % 1st Half: 10-15 66.7% 2nd half: 3-6 50.0% OT: 4-4 100.0% Game: 17-25 68.0%

Officials: Ted Valentine, Vladimir Voyard-Tadal, William Covington
 Technical fouls: Monmouth-None. South Carolina-None.
 Attendance: 9779

Score by periods	1st	2nd	OT	Total
Monmouth	22	38	9	69
South Carolina	29	31	10	70

Last FG - MON OT-01:02, SC OT-00:00.
 Largest lead - MON by 2 2nd-06:52, SC by 18 2nd-15:23.
 MON led for 01:45. SC led for 39:22. Game was tied for 01:53.

Score tied - 7 times.
 Lead changed - 6 times.

GAME 4

Official Basketball Box Score - Game Totals - Final Statistics
SC State vs South Carolina
 11/18/16 6:30 p.m. ET at Columbia, S.C. (Colonial Life Arena)

SC State 50 • 1-2

#	Player	Total		3-Ptr		Rebounds		PF	TP	A	T	Blk	Stl	Min
		FG	FGA	FG	FGA	Off	Def							
02	RILEY, Tashombe	f	3-8	0-1	4-6	1	2	3	10	0	0	0	0	26
24	KINARD, Jan	f	1-5	0-1	2-5	1	5	6	4	0	3	0	0	27
03	MORTIMER, Greg	g	1-6	0-1	2-2	2	0	2	0	4	2	2	0	28
10	RICHARDSON, "JJ" Jam	g	3-11	1-2	0-0	1	3	4	1	5	0	3	0	21
22	EAVES, "EJ" Eric	g	6-11	3-6	3-4	0	1	2	18	3	2	0	1	28
00	JONES, "LB" Earnest	g	0-0	0-0	0-0	0	0	0	0	0	0	0	0	2
01	STEPHENS, Edward	g	1-4	1-3	2-2	0	3	3	1	5	1	2	0	13
05	FIELDS, Ozard	g	0-0	0-0	0-0	0	0	0	4	0	1	0	0	7
11	POWELL, Raynor-Janai	g	1-2	0-0	0-0	0	0	0	1	2	0	1	0	15
20	WILLIAMS, Bobby	g	0-0	0-0	0-0	0	1	1	0	0	0	0	0	3
21	BOTTENBERG, David	g	0-1	0-0	0-0	0	0	0	0	0	0	0	0	1
34	REID, Jaylen	g	1-1	0-0	0-0	0	0	0	2	2	0	0	0	10
35	APPLEWHITE, Damani	g	0-3	0-0	0-2	0	0	0	1	0	0	0	0	7
	Team					3	2	5						
	Totals		16-52	5-14	13-21	8	16	24	19	50	6	14	1	200

FG % 1st Half: 9-28 32.1% 2nd half: 7-24 29.2% Game: 16-52 30.8% Deadball Rebounds 6.1
 3FG % 1st Half: 3-8 37.5% 2nd half: 2-6 33.3% Game: 5-14 35.7%
 FT % 1st Half: 4-6 66.7% 2nd half: 9-15 60.0% Game: 13-21 61.9%

South Carolina 92 • 4-0

#	Player	Total		3-Ptr		Rebounds		PF	TP	A	T	Blk	Stl	Min
		FG	FGA	FG	FGA	Off	Def							
07	KOTSAR, Maik	f	7-7	0-0	1-3	4	4	8	1	15	1	0	2	23
30	SILVA, Chris	f	3-5	0-0	5-5	3	4	7	2	11	0	1	3	14
00	THORNWELL, Sindarius	f	8-15	2-6	4-4	2	3	5	2	22	1	2	0	

GAME 6 - SOUTH CAROLINA 64, #18/16 SYRACUSE
NOV. 26, 2016/BROOKLYN, NY. (BARCLAYS CENTER)

BROOKLYN - The South Carolina men's basketball team picked up another top-25 victory Saturday afternoon, earning a 64-50 win over No. 18/16 Syracuse (4-1) in the Barclays Center in Brooklyn, N.Y. as part of the Brooklyn Hoops Holiday Invite. The Gamecocks (6-0) had three players score 15 points or more, and used a fierce defensive effort to hold the Orange to 36 points under their season scoring average.

The Gamecocks set the tone early against Syracuse, softening its vaunted zone defense with a pair of 3s from Sindarius Thornwell and PJ Dozier to open the game. It took Carolina just 25 seconds to earn a lead it held for the entire half -- and ultimately, the game -- and after an 8-0 run the lead grew to 20-11 and remained at least a two-possession game for the final 10 minutes of the period.

South Carolina's defense frustrated and harassed the Orange, limiting them to just eight field goals total in the half and a 34 percent success rate from the floor. Driven by 21 points combined from Thornwell and Dozier, the Gamecocks took a 37-26 lead into the halftime break. As a team, South Carolina shot 50 percent in the half, making 11 of-21 attempts on two-point field goals thanks to great dribble penetration from the point guard tandem of Dozier and Thornwell. The duo's ability to get inside Syracuse's zone paid off all afternoon, with South Carolina enjoying a 30-8 margin in points in the paint by the time the final buzzer sounded.

Syracuse made a strong push out of intermission, starting with an 8-3 run to get the Barclays Center crowd of 8,733 on their feet in a 40-34 game. A Thornwell layup off a Maik Kotsar steal broke off the momentum for a spell, but Syracuse's pressure did not let up. Freshman Sedee Keita gave South Carolina some juice off a big block on a dunk attempt, with the ensuing rebound scooped up and taken coast-to-coast by Hassani Gravett for the lay-in. After the Orange split a pair of free throws, Duane Notice relived some more pressure on a deep 3-pointer to make it a 47-39 game with 13 minutes still to play in the game.

Foul troubles would be a major hurdle early in the second half for the Gamecocks, as Syracuse went into the double bonus with 11 minutes still to play while the Gamecocks saw the Orange whistled just twice in the same span. Free throw opportunities gave Syracuse a chance stop the clock and cut into its deficit, but Frank Howard missed four straight shots at the line to keep Carolina ahead by three possessions, 51-43, at the eight-minute mark. South Carolina's defense made sure that free throws would be the best looks the opposition could get; the Gamecocks held Syracuse without a made field goal from the 15:16 mark until a 3-pointer finally broke the spell with 6:37 to play.

South Carolina's offense would not enjoy the same success as its defense, though, as a scoring drought from 10:32 to 4:37 kept it from taking advantage of Syracuse's struggles. Kotsar flipped in his tenth point of the game off a helper from Thornwell to snap the dry spell and make it 53-46 with four minutes to go. The Orange's 17th turnover of the game on the following possession helped Carolina continue what would become a key 6-0 run over a span of three and a half minutes that put the Gamecocks back ahead by double-digits, 57-46, and they would cruise to the 64-50 win thanks to a 7-of-8 success rate at the free throw line down the stretch and just one Syracuse field goal over the final three minutes.

GAME 7 - NO. 20/23 CAROLINA 68, VERMONT 50
DEC. 1, 2016/COLONIAL LIFE ARENA

COLUMBIA, S.C. - No. 20/23 South Carolina (7-0) downed Vermont (6-3) 68-50 Thursday night to remain undefeated. Sophomore PJ Dozier tallied a new career-high 21 points to lead the way for the Gamecocks. Freshman Maik Kotsar (14), sophomore Chris Silva (12) and senior Sindarius Thornwell (11) were also in double-figures.

Carolina jumped out to a 7-3 lead at the first media timeout behind five points from Dozier. The Gamecock defense was stifling in the early goings as the Catamounts started the game 1-for-6 from the field (16.7 percent). Two free throws by Dre Willis cut the lead to 7-5 and ended a 4:09 scoreless drought for Vermont with 13:11 left in the first half.

The game then went back-and-forth the next few minutes as the teams traded baskets. A jumper by Vermont's Cam Ward cut it to 13-11 with 12:01 remaining in the first half, but five-straight points by Thornwell pushed the Gamecocks' lead to 18-11.

Vermont closed the gap, but South Carolina pushed the lead back to seven at 24-17 on a jumper from Hassani Gravett. A Vermont 3-pointer and a free throw brought the game back to three points at 24-21 before Silva scored seven-straight points to make it 31-23, giving Carolina its biggest lead of the half at the under-four media timeout. Dozier hit a 3 to make it 34-23 on the first possession out of the timeout. The made 3 marked a scorching 14-for-21 (66.7 percent) start from the field for the Gamecocks.

A Silva and-1 play made it 39-25 with 2:21 left. Vermont would close the half on a 7-4 run, as Carolina led 43-32 at the break. Dozier and Silva were both in double-figures for the Gamecocks with 12 points apiece at halftime. The duo tied for the team-lead in rebounds as well with four. Thornwell nearly broke into double-figures for Carolina, as he tallied nine points in the opening period. The Gamecocks finished half one 17-of-28 (60.7 percent) from the field.

Carolina came out firing on all cylinders in the second half. Two quick baskets by Kotsar and a transition alley hoop from Thornwell to Dozier forced Catamount head coach John Becker to take a timeout just two minutes into the half after the 6-0 run by the Gamecocks.

The run was stretched to 13-1 after a Dozier made 3 with 16:10 left in the game. South Carolina's hot first half shooting continued as they started 6-of-7 (85.7 percent) from the field after the break.

The Gamecocks led 58-37 at the under 12 media timeout with 11:09 left after pushing the run to 16-5. From there, Carolina would lead by 19 or more the rest of the game.

Kotsar exploded in the second half with 12 points to lead all scorers. Dozier added nine and tallied his first career 20-point game with 4:52 left after a made layup. Thornwell got into double-figures with a made put back late, as he finished with 11 points and led the team with nine assists, which tied a career single-game high for the senior. The Lancaster, S.C. native, has been in double-figures every game this season for South Carolina.

GAME 8 - NO. 20/23 CAROLINA 70, FIU 54
DEC. 4, 2016/COLONIAL LIFE ARENA

COLUMBIA, S.C. - No. 20/23 South Carolina (8-0) picked up its eighth-straight win of the season after defeating FIU (3-6) 70-54 at Colonial Life Arena on Sunday afternoon. Senior guard Duane Notice tied a career-high with 27 points. He was on fire from deep, knocking down six 3s, which set a new-career high. Joining Notice in double-figures was sophomore PJ Dozier (20), who logged his second-straight 20-point game.

Carolina got off to another solid start as Dozier faked a pass to the corner and pulled up from the left wing knocking down a 3 with 17:11 remaining in the first half. The made long-ball forced a Panther time out just three minutes in as the Gamecocks opened play on a 7-0 run.

The lead was pushed to 11-5 at the first media timeout. Dozier, who came into the game fresh off a career-high 21 points in the team's win over Vermont on Thursday, remained hot from the field scoring seven of Carolina's first 11 points.

Freshman RakyM Felder pinpointed a long pass down the floor to Notice who laid it in to make it 15-7. FIU cut the score to 19-14 after an Anthony Boswell 3 from the corner.

The Gamecocks then went on another 7-0 run as Notice knocked down a trey ball from the right wing to move the lead to double-digits at 26-14 with 5:07 left in the first half. Another Notice 3 with 3:54 left pushed him into double-figures on the score sheet.

Freshman Maik Kotsar snagged an offensive rebound on Carolina's final offensive possession of the half and found a wide-open Notice, who was spotting up behind the arc. Notice knocked down his third 3 of the half and put the Gamecocks up 36-22 at the break. The Toronto, Ontario, native, led all scorers with 14 at halftime. Dozier joined him in double-figures with 11 (4-for-4). Carolina's stingy defense forced a season-high 14 turnovers in the first half.

FIU big man Michael Kessens scored via layup to cut the Gamecocks' lead to 13 with 11:14 left, but Carolina answered with a 7-0 run to push the lead to 20 with 6:37 remaining. The Gamecocks would lead by 16 or more the rest of the way.

Notice broke 20 on the score sheet after hitting his fifth 3 of the game with 4:54 left to put the Gamecocks up 61-40. Dozier tallied his 20th point with a free throw on the ensuing possession. Notice's career-high sixth 3 came with 3:21 left. He finished 8-of-13 from the field and 6-of-10 from behind the arc. Dozier went 7-for-13 from the field, including 2-for-4 from deep. The Columbia, S.C., native, had seven rebounds which tied sophomore Chris Silva for the team lead. Felder led the team with four assists.

GAME 6

Official Basketball Box Score - Game Totals - Final Statistics
South Carolina vs Syracuse
 11/26/16 2:30 p.m. ET at Brooklyn, NY. (Barclays Center)

South Carolina 64 • 6-0

#	Player	Total			3-Ptr			Rebounds			PF	TP	A	T	Blk	Stl	Min
		FG	FGA	FT	FTA	FG	FGA	FT	FTA	Off							
11	KOTSAR, Maik	f	7-9	0-0	2-2	0	2	2	3	16	0	2	0	2	0	20	
30	SILVA, Chris	f	1-4	0-0	1-2	4	2	6	3	3	1	2	0	0	0	16	
00	THORNWELL, Sindarius	g	3-6	1-2	9-10	2	4	6	3	16	5	3	0	3	3	31	
10	NOTICE, Duane	g	2-7	2-4	1-2	1	2	3	3	7	2	1	0	1	3	32	
15	DOZIER, PJ	g	7-16	1-4	0-0	2	8	10	3	15	1	3	0	3	29		
02	GRAVETT, Hassani	g	1-4	0-2	0-0	3	3	1	2	1	2	1	0	2	21		
04	FELDER, RakyM	g	0-0	0-0	0-0	0	0	0	2	0	0	0	0	0	2		
05	BLANTON, TeMarcus	g	1-1	0-0	0-0	0	0	0	0	2	0	0	0	0	4		
12	GUEYE, Khadim	g	0-0	0-0	0-0	0	0	0	0	2	0	0	0	0	4		
20	MCKIE, Justin	g	1-2	0-1	1-3	0	2	2	0	3	1	2	0	0	16		
24	KEITA, Sedee	g	0-2	0-0	0-0	0	1	1	0	1	1	1	1	1	15		
	Team		1	3	4												
	Totals		23-51	4-13	14-19	10	27	37	21	64	13	15	1	12	200		

FG % 1st Half: 14-28 50.0% 2nd half: 9-23 39.1% Game: 23-51 45.1%
 3FG % 1st Half: 3-7 42.9% 2nd half: 1-6 16.7% Game: 4-13 30.8%
 FT % 1st Half: 6-9 66.7% 2nd half: 8-10 80.0% Game: 14-19 73.7%

Syracuse 50 • 4-1

#	Player	Total			3-Ptr			Rebounds			PF	TP	A	T	Blk	Stl	Min
		FG	FGA	FT	FTA	FG	FGA	FT	FTA	Off							
20	LYDON, Tyler	f	5-12	3-5	5-6	0	7	7	2	18	0	6	0	1	35		
21	ROBERSON, Tyler	f	0-3	0-0	1-2	3	3	6	2	1	0	2	0	0	21		
32	COLEMAN, DaJuan	c	1-2	0-0	2-4	1	3	4	2	4	1	0	0	1	15		
01	HOWARD, Frank	g	3-7	1-2	3-7	0	0	0	3	10	3	1	0	2	24		
05	WHITE III, Andrew	g	3-9	1-5	3-4	0	3	3	2	10	0	1	0	1	34		
04	GILLON, John	g	1-1	1-1	0-1	0	1	1	0	3	5	0	0	1	28		
12	THOMPSON, Taurian	g	1-6	0-1	2-2	1	1	2	4	4	0	2	0	1	13		
13	CHUKWI, Paschal	g	0-2	0-0	0	0	1	4	0	0	0	0	0	1	17		
25	BATTLE, Tyus	g	0-2	0-1	0-0	3	1	4	0	2	0	1	0	1	13		
	Team		1	2	3												
	Totals		14-44	6-15	16-26	9	21	30	19	50	9	17	2	6	200		

FG % 1st Half: 8-23 34.8% 2nd half: 6-21 28.6% Game: 14-44 31.8%
 3FG % 1st Half: 4-8 50.0% 2nd half: 2-7 28.6% Game: 6-15 40.0%
 FT % 1st Half: 6-9 66.7% 2nd half: 10-17 58.8% Game: 16-26 61.5%

Officials: Brent Hampton, Tony Green, Lamar Simpson
 Technical fouls: South Carolina-None. Syracuse-None.
 Attendance: 8733
 Brooklyn Hoops Holiday Invitational
 Most Outstanding Player: Sindarius Thornwell (SC)

Score by periods	1st	2nd	Total	Points	In	Off	2nd	Fast	Bench
South Carolina	37	27	64	30	11	9	8	7	
Syracuse	26	24	50	30	11	10	3	7	

Last FG - SC 2nd-01:25, SU 2nd-01:02. Largest lead - SU by 16 2nd-01:25, SU None. SC led for 39:35. SU led for 00:00. Game was tied for 00:25.

GAME 7

Official Basketball Box Score - Game Totals - Final Statistics
Vermont vs South Carolina
 12/1/16 6:30 p.m. ET at Columbia, S.C. (Colonial Life Arena)

Vermont 50 • 6-3

#	Player	Total			3-Ptr			Rebounds			PF	TP	A	T	Blk	Stl	Min
		FG	FGA	FT	FTA	FG	FGA	FT	FTA	Off							
03	Lamb, Anthony	f	5-9	1-3	1-3	1	2	3	5	12	0	6	0	1	23		
35	Henson, Payton	f	2-5	0-1	2-2	4	4	8	0	6	2	0	1	27			
02	Bell-Haynes, Trae	g	2-5	0-0	1-2	0	0	0	5	3	0	0	4	15			
20	Nuncin, Ernie	g	2-9	2-7	0-0	0	3	3	2	6	1	0	0	33			
34	Steidl, Kurt	g	1-7	1-6	0-0	0	3	3	0	3	0	1	0	24			
01	Hearlthy, Josh	g	1-3	0-1	0-0	1	0	1	1	2	1	0	1	17			
12	Payen, Darren	g	0-1	0-0	0-0	0	1	1	0	0	0	0	0	3			
14	Ward, Cam	g	2-5	1-2	0-0	0	1	1	2	5	3	0	0	17			
14	Willis, Dre	g	2-4	0-0	4-5	2	3	5	2	8	2	0	1	23			
25	Urquhart, Drew	g	1-3	0-0	1-2	1	2	3	2	3	0	1	1	18			
	Team		1	2	3												
	Totals		18-51	5-20	9-14	10	21	31	14	50	5	18	2	7	200		

FG % 1st Half: 11-27 40.7% 2nd half: 7-24 29.2% Game: 18-51 35.3%
 3FG % 1st Half: 4-11 36.4% 2nd half: 1-9 11.1% Game: 5-20 25.0%
 FT % 1st Half: 6-7 85.7% 2nd half: 3-7 42.9% Game: 9-14 64.3%

South Carolina 68 • 7-0

#	Player	Total			3-Ptr			Rebounds			PF	TP	A	T	Blk	Stl	Min
		FG	FGA	FT	FTA	FG	FGA	FT	FTA	Off							
21	KOTSAR, Maik	f	7-10	0-0	0-0	0	5	5	2	14	0	2	0	1	26		
30	SILVA, Chris	f	5-6	0-0	2-2	3	3	6	3	12	0	2	0	1	18		
00	THORNWELL, Sindarius	g	4-10	1-2	2-3	2	2	5	1	11	9	1	0	3	29		
10	NOTICE, Duane	g	1-6	0-4	0-0	2	2	1	2	4	2	0	0	28			
15	DOZIER, PJ	g	9-15	3-5	0-1	1	5	6	3	21	1	3	0	3	32		
02	GRAVETT, Hassani	g	1-2	0-0	0-0	0	0	0	0	2	0	0	0	10			
04	FELDER, RakyM	g	1-1	0-0	0-0	2	2	0	0	1	0	0	0	13			
12	GUEYE, Khadim	g	0-1	0-0	0-0	0	0	0	0	2	0	0	0	6			
03	CORCHIANI, Tommy	g	0-0	0-0	0-0	0	0	0	0	0	0	0	0	1			
14	TUT, Ran	g	0-1	0-0	0-0	2	2	0	0	0	0	0	0	3			
20	MCKIE, Justin	g	1-6	0-2	0-0	1	2	3	1	2	3	0	2	20			
24	KEITA, Sedee	g	1-4	0-0	2-2	1	2	3	2	4	0	1	0	10			
25	SCHMITT, Christian	g	0-0	0-0	0-0</												

GAME 9 - SETON HALL 67, NO. 16/15 CAROLINA 64
DEC. 12, 2016/NEW YORK (MADISON SQUARE GARDEN)

NEW YORK - No. 16/15 South Carolina (8-1) suffered its first loss of the season Monday night, as it fell 67-64 in a hard-fought battle with Seton Hall (8-2) at Madison Square Garden in the Under Armour Reunion. Sophomore guard PJ Dozier led the Gamecocks with 20 points (9-of-19), marking his third-straight 20-point outing.

The Pirates jumped out to a 2-0 lead, but Carolina answered with a 7-0 run fueled by three turnovers (two steals) and four points from senior Justin McKie, who was making his second career start.

South Carolina's stifling defense forced six turnovers in the game's opening eight minutes. Seton Hall's Myles Powell hit a 3 to end a three minute scoring drought for the Pirates, but sophomore Chris Silva answered with an offensive block and put back to give the Gamecocks a 14-13 lead with 10:57 remaining in the opening half.

It was a physical first period, as both teams would be in the bonus with 10:17 left. Senior guard Duane Notice popped to the wing and hit Carolina's first 3 of 3 with game's 8:29 left to make it 19-17. A Dozier steal and layup pushed it to 21-17, forcing a timeout by Seton Hall head coach Kevin Willard with 7:32 left. The steal was the Gamecocks 10th forced turnover of the half.

Two free throws by freshman forward Sedee Keita pushed Carolina's run to 7-0 and made the score 23-17 with 7:10 left. Dozier then drove to the hole on the Gamecocks' ensuing possession and spun away from the hoop to hit a smooth, fade away jumper, extending the run to 9-0. The made basket gave Carolina its biggest lead of the first half at 25-17 with 6:54 remaining.

The Pirates leading scorer Khadeen Carrington hit a contested 3 with 2:31 left to cut Carolina's lead to 29-26. Sophomore guard Hassani Gravett answered back with a long ball of his own to push the lead back to six with 1:43 left. Dozier slashed to the hoop and scored just before the half to put the Gamecocks up 34-27 at the break.

South Carolina ended the first half with a 22-6 edge in points in the paint. The Gamecocks held Seton Hall to just 26 percent shooting (7-of-27) in the first half after forcing 13 turnovers and notching eight steals. Dozier led all scorers at halftime with 12 points on 6-of-10 shooting.

The team's exchanged baskets early in the second half, as the Gamecocks led 40-35 at the under 16 media timeout with 15:43 on the clock. A Seton Hall dunk from Desi Rodriguez after the timeout cut it to three, but Carolina was again able to answer as Gravett knocked down a jumper from the left wing.

Seton Hall then went on a 5-0 run to tie the game at 42-42 with 14:37 left. Dozier followed with a 3, however, when he took the extra pass from Notice and connected from the corner to make it 45-42. The 3 was his sixth-straight made basket. With the shot clock dwindling, Gravett then hit a deep 3 on the ensuing possession to make it 48-43 Gamecocks with 13:38 left.

The Pirates clawed back into it and took their first lead at 49-48 since midway through the first half on a made free throw by Myles Powell with 12:23 remaining. The game would be tight and back-and-forth the rest of the way.

After Seton Hall jumped ahead 57-55 after a made free throw by Delgado, Dozier made a tough hoop to tie it back up at 57-57 with 6:02 left. Delgado answered the basket with a dunk to put the Pirates back in front 59-57 with 4:32 left in the ball game. McKie came up with a huge steal and nailed a 3 from the corner to put Carolina back ahead 60-59 with 3:53 left on the clock.

Carrington knocked down another midrange jump shot to put the Pirates ahead 63-60 with 2:05 left. Rodriguez then went 1-of-2 at the charity stripe to make it 64-60 with 1:49 left. Sophomore forward Maik Kotsar made a big shot from the left wing on the ensuing possession to cut Seton Hall's lead to 64-62 with 1:34 remaining.

McKie then made another big time defensive play for the Gamecocks stealing it away from Rodriguez with 31 seconds left. He was fouled and headed to the line with a 1-and-1 chance to tie it up. The senior was clutch, knocking down both free throws to tie it at 64-64. Rodriguez took it hard to the hole and scored a contested layup to put the Pirates ahead 66-64 with 11 seconds left. Dozier got off a solid look from 3 with 3 seconds left, but could not knock it down. Carolina fouled and Rodriguez made 1-of-2 from the line. Dozier launched a full-court heave that rattled in-and-out as time expired for the Seton Hall win.

GAME 10 - NO. 16/15 CAROLINA 77 - USF 66
DEC. 17, 2016/TAMPA, FLA./USF SUN DOME

TAMPA, Fla. - No. 16/15 South Carolina (9-1) notched its first true road win of the season, 77-66, at South Florida (5-4) on Saturday afternoon. Sophomore PJ Dozier tallied a new career-high 23 points (9-of-18), marking his fourth-straight game with 20-plus. Senior Duane Notice hit four 3-pointers in the second half and finished with 15.

Carolina won the opening tip and jumped out to a 9-6 lead after a Maik Kotsar layup with 16:36 left. The freshman from Tallin, Estonia started the game 3-for-3 from the field with six points. The Gamecocks led 9-8 at the first media timeout with 15:48 left.

The Bulls then went on a 9-0 run to take a 17-12 lead that was capped off with a 3-point play by Geno Thorpe just before the second media timeout with 11:58 left. Carolina countered with a 6-0 run to regain the lead 18-17, forcing a timeout by USF head coach Orlando Antigua with 9:53 left.

The Bulls switched to a 2-3 zone as the Gamecocks had missed seven-straight shots from behind the arc. Freshman Rakym Felder ended the drought from long range and knocked down back-to-back 3s to put South Carolina ahead 24-21. Jahmal McMurray then hit consecutive 3-pointers to put USF back in front 29-27 at the final media timeout of the first half with 3:47 left.

The Gamecocks trailed by six at the break, 37-31, as the Bulls ended the opening period on a 14-4 run. Felder (3-for-6 from 3) and sophomore PJ Dozier (4-for-9) led Carolina in half one with nine points each. Kotsar had seven points and led the team with four rebounds. McMurray led all scorers with 15 at the break (5-of-10, 2-2 from 3). USF held a 26-17 edge on the glass at halftime.

Back-to-back 3s by Notice brought the Gamecocks within two at the under-16 media timeout with 15:45 left in the second half. A Silva dunk and two Felder free throws put the Gamecocks back ahead, 48-46, with 14:47 to go. A Dozier steal and layup by senior Justin McKie then put Carolina up four, forcing a timeout by the Bulls with 12:16 left.

Dozier threw down a transition dunk after the timeout to cap a 9-0 run for the Gamecocks, which put them ahead 57-51. USF clawed back into it and pulled within one at 57-56 after consecutive 3s by McMurray with 9:03 left. McKie answered with a 3 on the ensuing possession after an offensive board by freshman Khadim Gueye.

After a Dozier made 3 with 5:23 left, Carolina began to pull away. With the shot clock dwindling, the Gamecocks swung the ball around the perimeter and Notice hit his fourth 3 of the second half to put Carolina up nine, 72-63 with 3:05 left. The Gamecocks would lead by eight or more the rest of the way en route to the 77-66 victory.

Felder and Dozier tied for the team lead with five assists, as Carolina matched a season-high 18 assists on the day. Kotsar led the way on the glass for the Gamecocks, snagging nine rebounds. McKie recorded a new career-high with four steals to lead the team.

GAME 11 - CLEMSON 62 - NO. 22/20 CAROLINA 60
DEC. 21, 2016/COLONIAL LIFE ARENA

COLUMBIA, S.C. - No. 22/20 South Carolina (9-2) fell at home Wednesday night to Clemson (9-2), 62-60. PJ Dozier tallied a new career-high 26 points on 10-of-22 shooting. He also had eight rebounds and led the team with five assists.

Colonial Life Arena was electric from the start, as sophomore Chris Silva threw down a thunderous dunk on the game's first possession. From there, it went back-and-forth and Carolina took a 7-6 lead at the first media timeout with 15:37 left. Three different Gamecocks scored the team's first seven points.

Donte Grantham gave the Tigers a 12-10 lead with 12:29 left in the half after hitting a 3 from the right wing. His made long ball ended an over four-minute field goal drought for Clemson.

The Tigers pushed the lead to 17-14 with 7:32 left after another bucket by Grantham. A Dozier layup versus contact in the lane brought Carolina within two at 21-19 with 5:48 left. The hoop was Dozier's 11th point, as he was the game's first player in double-figures.

Sophomore guard Hassani Gravett pushed the ball ahead and brought the Gamecock faithful to their feet after scoring in transition to tie the game at 25-25 with 2:04 left in the opening half. Clemson ended a 2-43 scoring drought with a pair of Elijah Thomas free throws moments later to regain the lead 27-25.

The Tigers held a 29-25 edge as the horn sounded at the end of the first half. Dozier led all scorers at the break with 13 points on 5-of-8 shooting. He was 2-for-2 from 3. Grantham and Thomas led Clemson with eight each. Carolina shot 11-for-29 (37.9 percent) in half one, while the Tigers were 11-for-26 (42.3 percent).

The Gamecocks opened the second half on a 6-0 run to regain the lead 31-29. They pushed the run to 8-3 after a dunk by Dozier that made it 33-32 with 18:07 left, but Clemson retook the lead 37-35 at the first media timeout of the second half with 15:48 remaining.

The score would remain 37-35 for the next 3:48 as both teams ramped up their defensive pressure. Maik Kotsar's layup with 13:20 left ended the drought for both teams. Carolina held a 39-37 advantage at the next media timeout with 11:27 left. A pair of free throws snapped a 6:05 scoring drought for the Tigers and brought them within one at 40-39 with 11:03 on the clock.

Silva converted an and-1 to put the Gamecocks up 46-43 with 8:40 to go. Clemson's leading scorer Jaron Blossomgame brought them within one again at 47-46 with 6:26 remaining.

The Gamecocks led 54-52 at the final media timeout with 3:32 remaining. Dozier made a tough, second-effort bucket to put Carolina up three, but Blossomgame made a tip in on the ensuing possession to bring the Tigers back within one. Head coach Frank Martin then took a timeout with 1:14 left, his team up 58-57.

Two free throws by Marquise Reed put Clemson up 59-58 with 52 seconds left. Carolina got two 3-point looks, but senior Justin McKie and Gravett's shots just missed and the Gamecocks were forced to foul with 20.3 seconds left. Avry Holmes hit both to put the Tigers up three before PJ Dozier then was fouled with 9.8 seconds left and hit both to bring Carolina within one at 61-60. Holmes was fouled again with 9.2 on the game clock. He made the first and missed the second, but the Gamecocks were unable to convert on the opposite end and the Tigers held on for the 62-60 victory.

GAME 9



Official Basketball Box Score - Game Totals - Final Statistics
SOUTH CAROLINA vs SETON HALL
12/12/16 9:00pm at Madison Square Garden, New York, NY

SOUTH CAROLINA 64

#	Player	Total		3-Ptr		Rebounds			PF	TP	A	TO	Bk	Stl	Min	
		FG	FGA	FG	FGA	FT	FTA	Off								Def
3	MCKIE, Justin	3	6	1	1	2	2	0	1	1	2	9	1	0	0	23
21	KOTSAR, Maik	2	6	0	0	0	0	3	4	7	4	4	0	1	0	19
30	SILVA, Chris	3	5	0	0	5	8	4	5	9	11	0	3	4	1	29
10	NOTICE, Duane	1	10	1	5	1	4	2	2	4	0	4	2	3	0	36
15	DOZIER, PJ	9	19	1	5	1	3	0	5	2	20	3	2	0	2	34
02	GRAVETT, Hassani	3	6	2	5	3	4	0	3	3	4	11	0	3	0	28
04	FELDER, Rakym	0	0	0	0	0	0	0	0	0	0	0	0	1	0	9
12	GUEYE, Khadim	0	0	0	0	0	0	0	0	0	0	0	0	0	0	2
24	KEITA, Sedee	1	5	0	0	3	4	1	2	3	5	0	0	0	0	18
31	HOLLIMAN, Jarrell	0	0	0	0	0	0	0	0	0	0	0	0	0	0	2
	Team					2	1	3								
	Totals	22	57	5	16	15	25	12	23	35	23	64	6	13	4	200

FG % 1st Half: 13-29 44.8% 2nd half: 9-28 32.1% Game: 22-57 38.6%
3FG % 1st Half: 2-7 28.6% 2nd half: 3-9 33.3% Game: 5-16 31.3%
FT % 1st Half: 6-12 50.0% 2nd half: 9-13 69.2% Game: 15-25 60.0%

SETON HALL 67

#	Player	Total		3-Ptr		Rebounds			PF	TP	A	TO	Bk	Stl	Min		
		FG	FGA	FG	FGA	FT	FTA	Off								Def	Tot
14	SANOGO, ISMAEL	0	1	0	0	2	2	4	8	12	1	2	0	1	1	0	29
31	DELGADO, ANGEL	4	9	0	0	5	11	3	9	12	3	13	1	1	0	1	30
00	CARRINGTON, KHADDEE	5	18	2	6	9	10	1	0	1	2	2	5	1	1	35	
20	RODRIGUEZ, DESI	6	9	0	0	6	8	1	3	4	16	3	0	0	0	29	
30	JONES, MADISON	0	0	0	0	2	2	0	0	2	3	4	0	1	0	17	
10	NZEI, MICHAEL	1	4	0	0	1	2	2	2	0	2	0	1	0	0	24	
13	POWELL, MYLES	4	12	1	6	2	3	1	6	7	4	11	0	1	0	29	
23	CARTER, MYLES	0	1	0	0	0	0	0	0	0	0	0	0	0	0	7	
	Team					7	4	11									
	Totals	19	55	3	12	26	36	18	31	49	18	67	6	17	2	200	

FG % 1st Half: 7-27 25.9% 2nd half: 12-28 42.9% Game: 19-55 34.5%
3FG % 1st Half: 2-8 25.0% 2nd half: 1-4 25.0% Game: 3-12 25.0%
FT % 1st Half: 11-12 91.7% 2nd half: 15-24 62.5% Game: 26-36 72.2%

Officials: James Luckie, Roger Ayers, Keith Kimple
Technical fouls: SOUTH CAROLINA-None. SETON HALL-None.
Attendance: 7558
2016 Under Armour Reunion

Score by periods	1st	2nd	Total
SOUTH CAROLINA	34	30	64
SETON HALL	27	40	67

	In	Off	2nd	Fast
Points	28	19	5	6
SC	28	18	15	6
SHU				

Last FG - SC 2nd-01:34, SHU 2nd-00:10.
Largest lead - SC by 9 2nd-19:31, SHU by 4 2nd-01:49.
SC led for 25:46, SHU led for 09:53. Game was tied for 04:21.

Score tied - 13 times.
Lead changed - 16 times.

GAME 10



Official Basketball Box Score - Game Totals - Final Statistics
South Carolina vs USF
12/17/16 1:00 pm at Tampa, Fla. (Sun Dome)

South Carolina 77 • 9-1

#	Player	Total		3-Ptr		Rebounds			PF	TP	A	TO	Bk	Stl	Min	
		FG	FGA	FG	FGA	FT	FTA	Off								Def
21	KOTSAR, Maik	5	6	0	0	1	3	2	7	9	3	11	0	0	1	30
30	SILVA, Chris	3	4	0	0	0	2	4	5	4	6	0	1	0	0	16
10	NOTICE, Duane	4	12	4	10	3	4	0	2	2	15	4	0	1	0	37
15	DOZIER, PJ	9	18	2	4	3	5	1	4	5	23	5	2	0	3	28
20	MCKIE, Justin	3	13	1	5	2	2	2	4	2	9	3	0	1	4	33
04	FELDER, Rakym	3	7	3	6	2	2	2	2	1	11	5	2	1	0	26
12	GUEYE, Khadim	0	0	0	0	0	1	1	2	0	0	0	0	1	0	13
14	TUT, Ran	0	1	0	0	0	0	0	0	1	0	1	0	0	1	4
24	KEITA, Sedee	0	0	0	0	0	0	0	0	0	0	0	0	0	0	3
31	HOLLIMAN, Jarrell	0	1	0	0	0	0	0	0	0	3	2	0	0	0	10
	Team					4	1	5								
	Totals	27	62	10	25	13	20	11	23	34	21	77	7	4	9	200

FG % 1st Half: 12-34 35.3% 2nd half: 15-28 53.6% Game: 27-62 43.5%
3FG % 1st Half: 4-17 23.5% 2nd half: 6-8 75.0% Game: 10-25 40.0%
FT % 1st Half: 3-7 42.9% 2nd half: 10-13 76.9% Game: 13-20 65.0%

USF 66 • 5-4

#	Player	Total		3-Ptr		Rebounds			PF	TP	A	TO	Bk	Stl	Min	
		FG	FGA	FG	FGA	FT	FTA	Off								Def
21	DA SILVA, Tulio	2	2	0	0	0	1	3	4	3	4	1	3	1	0	18
34	FITTS, Malik	4	8	1	2	3	5	8	3	12	2	0	0	0	1	37
33	GUERRERO, Ruben	0	0	0	0	0	0	0	0	3	0	1	0	0	10	
00	MCMURRAY, Jahmal	8	17	5	7	4	6	2	1	3	1	25	0	5	0	37
10	THORPE, Geno	3	13	1	1	5	6	3	6	9	3	11	0	5		

GAME 12 - NO. -/25 CAROLINA 90 - LANDER 62
DEC. 27, 2016/COLONIAL LIFE ARENA

COLUMBIA, S.C. - South Carolina (10-2) posted a 90-62 victory versus instate foe Lander (3-7) Tuesday night at Colonial Life Arena. Freshman Rakym Felder led the team with a career-high 20 points after going 5-for-7 from the 3-point line.

The Bearcats scored the game's first hoop, but Carolina went on an 11-0 run to take an 11-2 lead with 15:32 left in the opening half. Freshman Maik Kotsar had six of the team's first 11 points.

The Gamecocks pushed the run to 19-0 after a pair of Notice free throws with 12:56 remaining. A jumper by freshman Sedee Keita improved the run to 29-1, as Carolina led 29-3 with 9:48 to go in the first half. The Gamecocks' defense held Lander to 1-of-15 shooting in the first 10 minutes.

The Bearcats ended their 0-for-14 field goal drought, as Carolina was up 36-7 at the under eight media timeout. Felder hit back-to-back 3s to extend the lead to 50-14 with 1:49 on the clock. The Brooklyn, N.Y., native, then hit another 3 with 44 seconds left, as the Gamecocks led 53-16 at halftime.

Carolina shot 20-for-32 (63 percent) in the opening half, including 7-for-11 from 3. The Gamecocks held Lander to just 17 percent (5-for-30) shooting from the field and had a 25-14 edge in the rebound column. Felder led the way with 15 points, as he was 4-of-4 from behind the arc in the first half. Nine different players scored in half one for Carolina.

After the break, Felder hit his fifth 3-pointer with 12:19 to go in the game, as Carolina jumped out to its biggest lead of the night, 73-33.

Kotsar posted his first career double-double, snagging his 10th rebound and scoring his 10th point on the ensuing possession with 9:16 to go and the Gamecocks in control up 77-43.

South Carolina remained up by 30 the rest of the way, before a late Lander 3 with 18 seconds left in the game to make it 90-62.

PJ Dozier (15), Duane Notice (13) and Kotsar (10) joined Felder in double-figures. Chris Silva tied Kotsar for the team lead with 11 rebounds and Carolina tied a season-high with 18 assists on the night.

GAME 13 - MEMPHIS 70, -/25 CAROLINA 54
DEC. 30, 2016/FEDEXFORUM/MEMPHIS, TENN.

MEMPHIS, Tenn. - The South Carolina men's basketball team dropped a 70-54 decision at Memphis (10-4) Friday night in its final game of 2016. Three Gamecocks reached double figures in scoring, but a season-low shooting percentage and a season-high 30 fouls stunted the offense. PJ Dozier led the team with 13 points in 24 minutes of action.

Both teams battled self-inflicted woes in the opening 10 minutes of the game, as South Carolina (10-3) shot well from the field but were held back by foul troubles and nine turnovers, and Memphis hit just four of its first 17 attempts. A jumper by PJ Dozier made it 15-12 in the Gamecocks' favor with 11:23 to play, but the Tigers countered with an 11-0 run over the next four minutes for their first lead of the night. Following the Dozier basket, Carolina ended the half just 3-of-14 from then on, but took advantage of a Memphis scoring spell late in the period to cut what once was a 10-point deficit down to five points at the buzzer.

Memphis took a 33-28 lead into the break, powered by 11 points from Markel Crawford. The guard accounted for almost half of his team's total field goals (five out of 11), as the Tigers shot 39 percent from the floor but made up for that with 10 free throws. South Carolina was led by six points from Chris Silva and five points from Hassani Gravett and Dozier, but were unable to keep a consistent lineup on the floor thanks to 13 team fouls that saddled four different players with two fouls in the period.

The Gamecocks were able to trim the lead back to one possession, 39-38, eight minutes in to the second half thanks to a 7-1 run. Memphis struck back with an 11-3 run over the next three minutes to ward off the Gamecock momentum, using five straight missed field goals from South Carolina to maintain the lead.

Foul trouble started to weigh heavily on the Gamecocks as the final period wore on. Leading rebounder Chris Silva picked up his fifth foul with six minutes to go, and leading scorer Dozier took a seat as well just two minutes later. The Tigers pulled away late from the free throw line and took its largest lead of the game to the final buzzer, 70-54.

GAME 14 - NO. -/RV CAROLINA 67 - GEORGIA 61
JAN. 4, 2017/ATHENS, GA./STEGEMAN COLISEUM

ATHENS, Ga. - South Carolina (11-3, 1-0 SEC) kicked off SEC play with a 67-61 road win at Georgia (9-5, 1-1 SEC) on Wednesday night. Sophomore PJ Dozier led all scorers with 24 points. Senior guard Sindarius Thornwell filled up the stat sheet for his eighth career double-double with 19 points and 11 rebounds.

Both teams exchanged buckets in the early goings with the score all knotted up 7-7 with 15:46 left at the first media timeout of the game. Carolina's offense and defense were in sync early, as nine of the team's first 11 points came off Bulldog turnovers.

A Hassani Gravett 3-pointer with 11:38 left put the Gamecocks up 16-14. Mike Edwards was able to answer for Georgia, as the score was again tied, this time at 16 all, as the teams headed to the benches for the under 12 media timeout with 10:15 left.

Back-to-back hoops by sophomore Chris Silva put Carolina up by four, 24-20, marking the Gamecocks' biggest lead of the first half with 7:10 remaining on the clock. The Bulldogs clawed back to take the lead 28-26 right before a made 3 by senior Justin McKie from the left corner that put Carolina back in front, 29-28, with 4:10 left.

A J.J. Frazier made 3 gave Georgia the lead back, as they went ahead 33-31 with 1:36 remaining in the half. The Bulldogs hit a free throw to go up 34-33 with 12 seconds left, giving the Gamecocks one more chance on the offensive end before the break. Dozier fed Thornwell at the top of the key. Thornwell fed it right back to Dozier on the left wing and he pulled up as time expired. The Columbia, S.C. native knocked down the shot from deep to give Carolina a 36-34 lead at the break.

Dozier led all scorers at half with 14 points. Silva poured in eight. The back-and-forth first half affair featured 11 ties and 13 lead changes. The Gamecocks were able to force eight turnovers in the opening period, which led to 11 points.

Carolina opened the second half on an 8-3 run as it jumped to a 44-37 lead at the under 16 media timeout with 15:58 remaining. The lead held firm at seven, 48-41, at the next media timeout with 11:01 on the clock. The Bulldogs opened the second half shooting just 18 percent from the field (2-of-11).

Georgia cut the Gamecock lead to two, 51-49, but Carolina answered with consecutive buckets from Dozier and Silva to push it back to six, 55-49, with 7:36 left.

In a four point game with 2:07 remaining, Silva went to the charity stripe to shoot two. He made the first, but missed the second. Gravett came up with a huge play tipping the miss to an open teammate to retain possession for the Gamecocks. Thornwell scored and Carolina went back up by six, 62-56, with 1:44 on the clock.

The Bulldogs shifted momentum back their way as leading scorer Yante Mar-en drilled a 3 at the top of the key with 57 seconds left to make it a one point game, 62-61. Thornwell attacked the hoop aggressively on the next possession and tipped in his own miss at the rim to put the Gamecocks up 64-61 with 36 seconds left. Georgia would get only one shot up in its final two possessions as Carolina held on for the hard-fought 67-61 conference victory on the road.

GAME 12



Official Basketball Box Score - Game Totals - Final Statistics
Lander vs South Carolina
 12/27/16 7 p.m. ET at Columbia, S.C. (Colonial Life Arena)

Lander 62 • 3-7

#	Player	Total		3-Ptr		Rebounds		PF	TP	A	TO	Bk	Stl	Min			
		FG	FGA	FG	FGA	FT	FTA								Off	Def	Tot
05	Chris Tate	2	5	0	0	2	4	5	0	4	0	0	2	20			
22	TJ Knight	3	11	0	0	2	3	5	3	6	1	1	0	24			
02	Rahu Purdie	5	6	1	2	0	0	1	2	11	3	2	0	23			
10	JR Washington	3	13	2	9	8	9	1	4	5	1	6	3	31			
24	Taylor Bufkin	0	2	0	1	0	0	1	2	0	0	2	1	10			
03	Jarryd Coleman	1	5	1	5	0	2	0	2	0	3	2	1	17			
12	James Cumming	0	0	0	0	0	0	0	0	0	0	0	0	1			
15	Clenzo Ross	2	5	1	3	4	4	5	3	8	4	2	0	19			
20	Srdjan Ivic	0	2	0	0	1	2	3	4	0	0	0	0	14			
32	Jordan Dingle	3	8	0	3	1	2	0	3	1	7	0	0	19			
35	Nicklas Jonsson	1	3	0	1	0	0	0	0	2	0	0	0	9			
40	Televin Gabriel	2	2	0	1	2	1	0	1	5	0	1	0	13			
	Team																
	Totals	22	62	5	23	13	19	10	24	34	17	62	12	13	4	7	200

FG % 1st Half: 5-30 16.7% 2nd half: 17-32 53.1% Game: 22-62 35.5% Deadball Rebounds 2
 3FG % 1st Half: 0-9 0.0% 2nd half: 5-14 35.7% Game: 5-23 21.7%
 FT % 1st Half: 6-8 75.0% 2nd half: 7-11 63.6% Game: 13-19 68.4%

South Carolina 90 • 10-2

#	Player	Total		3-Ptr		Rebounds		PF	TP	A	TO	Bk	Stl	Min		
		FG	FGA	FG	FGA	FT	FTA								Off	Def
21	KOTSAR, Maik	5	10	0	0	2	4	7	11	2	10	0	0	24		
30	SILVA, Chris	3	6	0	0	2	9	11	4	6	0	5	3	15		
10	NOTICE, Duane	5	10	1	5	2	2	0	3	3	0	1	1	25		
15	DOZIER, PJ	6	9	3	4	0	1	2	3	15	3	0	0	25		
20	MCKIE, Justin	3	8	1	3	2	1	3	2	9	4	0	0	23		
02	GRAVETT, Hassani	2	6	0	3	2	2	2	1	6	5	1	1	24		
04	FELDER, Rakym	6	10	5	7	3	3	0	0	2	20	4	3	20		
12	GUEYE, Khadim	2	3	0	2	0	3	3	1	4	1	1	2	18		
13	CORCHIANI, Tommy	0	0	0	0	0	0	0	0	1	0	1	0	1		
14	TUT, Ran	0	0	0	0	1	1	0	1	0	0	0	1	3		
24	KEITA, Sedee	3	6	0	1	2	3	2	5	7	0	1	0	18		
25	SCHMITT, Christian	0	0	0	0	0	0	0	0	0	0	0	0	1		
31	HOLLIMAN, Jarrell	0	0	0	0	0	0	0	0	0	0	0	0	3		
	Team															
	Totals	35	68	10	22	10	16	13	32	45	16	90	18	10	6	200

FG % 1st Half: 20-33 60.6% 2nd half: 15-35 42.9% Game: 35-68 51.5% Deadball Rebounds 2.2
 3FG % 1st Half: 7-12 58.3% 2nd half: 3-10 30.0% Game: 10-22 45.5%
 FT % 1st Half: 6-9 66.7% 2nd half: 4-7 57.1% Game: 10-16 62.5%

Officials: Tony Henderson, Jerry Heater, Garrick Shannon
 Technical fouls: Lander-None. South Carolina-None.
 Attendance: 10088

Score by periods	1st	2nd	Total
Lander	16	46	62
South Carolina	53	37	90

Last FG - LU 2nd-00:18, SC 2nd-01:50. Score tied - 1 time.
 Largest lead - LU by 2 1st-19:18, SC by 40 2nd-12:19. Lead changed - 1 time.
 LU led for 00:24. SC led for 38:36. Game was tied for 01:00.

GAME 13



Official Basketball Box Score - Game Totals - Final Statistics
South Carolina vs Memphis
 12/30/16 8:11 PM at Memphis, Tenn.

South Carolina 54 • 10-3

#	Player	Total		3-Ptr		Rebounds		PF	TP	A	TO	Bk	Stl	Min			
		FG	FGA	FG	FGA	FT	FTA								Off	Def	Tot
21	KOTSAR, Maik	2	7	0	1	2	3	2	5	3	5	2	3	0	30		
30	SILVA, Chris	1	2	0	2	2	6	8	5	6	1	3	1	17			
10	NOTICE, Duane	0	8	0	7	2	4	1	2	1	2	1	4	0	24		
15	DOZIER, PJ	5	16	2	5	1	4	5	13	2	2	0	1	24			
20	MCKIE, Justin	4	8	2	3	0	0	1	0	1	2	10	2	0	21		
02	GRAVETT, Hassani	2	4	2	3	2	1	0	1	5	8	2	1	0	25		
04	FELDER, Rakym	3	8	3	7	1	3	1	2	2	10	1	2	0	24		
12	GUEYE, Khadim	0	0	0	0	1	2	2	2	0	0	0	0	1	8		
24	KEITA, Sedee	0	3	0	0	5	2	7	4	0	1	0	1	2	25		
25	SCHMITT, Christian	0	0	0	0	0	0	0	0	0	0	0	0	0	1		
31	HOLLIMAN, Jarrell	0	0	0	0	0	0	0	0	0	0	0	0	0	1		
	Team																
	Totals	18	57	9	25	9	15	17	18	35	30	54	12	19	2	6	200

FG % 1st Half: 9-25 36.0% 2nd half: 9-32 28.1% Game: 18-57 31.6% Deadball Rebounds 4
 3FG % 1st Half: 4-11 36.4% 2nd half: 5-14 35.7% Game: 9-25 36.0%
 FT % 1st Half: 6-9 66.7% 2nd half: 3-6 50.0% Game: 9-15 60.0%

Memphis 70 • 10-4

#	Player	Total		3-Ptr		Rebounds		PF	TP	A	TO	Bk	Stl	Min		
		FG	FGA	FG	FGA	FT	FTA								Off	Def
01	Lawson,Dedric	4	9	0	1	12	4	11	15	4	19	8	4	2	37	
02	Rivers,Jimario	4	7	0	0	2	1	2	4	10	0	2	1	1	25	
10	Lawson,K.J.	0	6	0	1	4	2	2	4	2	1	1	0	1	29	
03	Martin,Jeremiah	1	4	0	1	3	1	2	3	5	2	3	1	0	32	
05	Crawford,Markel	9	13	2	10	12	2	5	7	28	1	3	0	1	38	
04	Clergeot,Keon	2	3	1	2	0	1	0	1	5	2	1	0	0	21	
10	Kessee,Christian	0	0	0	0	0	1	1	0	0	0	0	0	0	6	
12	Randall,Craig	0	1	0	1	2	0	0	0	1	2	0	0	0	9	
23	Moffatt,Alex	0	0	0	0	0	0	0	0	0	0	0	0	0	1	
42	McDowell,Jake	0	0	0	0	0	0	0	0	0	0	0	0	0	2	
	Team															
	Totals	20	43	1	7	29	37	10	22	32	18	70	14	16	4	200

FG % 1st Half: 11-28 39.3% 2nd half: 9-15 60.0% Game: 20-43 46.5% Deadball Rebounds 3.2
 3FG % 1st Half: 1-7 14.3% 2nd half: 0-0 0.0% Game: 1-7 14.3%
 FT % 1st Half: 10-16 62.5% 2nd half: 19-21 90.5% Game: 29-37 78.4%

**GAME 15 - NO. -/RV CAROLINA 79, TEXAS A&M 68
JAN. 7, 2017/COLONIAL LIFE ARENA**

COLUMBIA, S.C. - South Carolina (12-3, 2-0 SEC) posted a double-digit win in its SEC home opener Saturday afternoon, after defeating a tough Texas A&M (8-6, 0-3 SEC) team 79-68. Senior guard Duane Notice and freshman guard Rakym Felder each scored 19 points to lead Carolina. The duo combined for seven of the team's nine 3s in the game.

Carolina trailed A&M 9-7 at the first media timeout with 15:54 left in the opening half. The Gamecocks struggled to shoot the ball early after going 3-of-13 (23 percent) in the game's first five minutes. Senior Sindarius Thornwell had five of the team's first seven points.

The shooting woes (3-for-19) continued for the Gamecocks up until the next media timeout with 11:45 left as the Aggies pushed their lead to 13-9. Carolina kept the game tight on the defensive end, forcing five early turnovers.

The lead was cut to 20-17 after a couple of 3-balls from freshman Rakym Felder with 10:06 on the clock. Another 3-pointer tied the game with 8:55 left, as the Gamecocks swung the ball around the perimeter to Notice who was wide open on the outside.

A&M extended the lead back to the three at the next media timeout with 5:09 left. The Aggies shot the ball well in the early goings, as they were 13-for-20 (65 percent) from the floor. Sophomore Chris Silva led the Gamecocks to that point with seven points.

The Aggies pushed the lead to seven, 33-26, after a made 3 by DJ Hogg with 4:37 to go before the break, but a Notice 3 cut the deficit to 33-31 with 2:15 on the clock. Felder followed with a steal and transition layup at the opposite end and a made free throw after being fouled, which capped an 8-0 run as Carolina regained the lead for the first time since the beginning of the game.

The Gamecocks led by one, 36-35, after a pair of Notice free throws with four seconds left. Hogg was able to get off a deep 3 as time expired. The shot banked in as A&M took a 38-36 lead at the break. Notice led Carolina at halftime with 10. Silva and Felder each had nine. Hogg led all scorers at the break with 14. Carolina's defense forced a season-high 15 turnovers in the first half, leading to 16 points.

The Gamecocks opened the second half on a 7-0 run jumping out to a 43-38 lead. They led 45-40 at the first media timeout with 15:31 to go. A pair of 3s by Notice and Felder then forced Aggie head coach Billy Kennedy to take a timeout with 14:07 on the clock, as Carolina led by its biggest margin of the game, 51-43.

Texas A&M then went on a run of its own, as a Hogg jumper trimmed the lead to just two, 56-54, with 10:23 left. The score remained 56-54 until the next media timeout with 7:54 to go in the game. The Aggies then retook the lead 59-58 with seven minutes left after a made 3 from the right wing by Tony Trocha-Morelos.

The Gamecocks quickly regained the lead 65-59 after a 7-0 run with 5:46 left. A putback by Thornwell extended the margin to 69-61 with 4:21 to go. With 3:02 left, Thornwell then threw a no-look dart to the right corner where a wide-open PJ Dozier was spotting up. Dozier knocked down the 3 to put Carolina ahead by 11, 72-61, its biggest lead of the game. Hogg answered on the ensuing possession with a 3 and Carolina led by eight, 72-64, at the final media timeout.

The Gamecocks led by nine or more the rest of the way. Thornwell put the game on ice with a pair of free throws with 34 seconds left as Carolina improved to 2-0 in SEC play. Thornwell (16) and Silva (15) joined Notice and Felder in double-figures for the Gamecocks.

**GAME 16 - NO. RV/RV CAROLINA 70, TENNESSEE 60
JAN. 11, 2017/KNOXVILLE, TENN./THOMPSON BOLING**

KNOXVILLE, Tenn. - South Carolina (13-3, 3-0 SEC) picked up a 70-60 road win at Tennessee (8-8, 1-3 SEC) Wednesday night, as head coach Frank Martin earned career victory No. 200. Senior Sindarius Thornwell finished with 22 points, including 16 in the second half, as the Gamecocks improved to 3-0 in league play for the first time since 1997.

A made layup by sophomore Hassani Gravett gave Carolina its first lead of the game, 8-6, with 11:56 to go in a physical first eight minutes. The Gamecock defense held the Volunteers to 20 percent shooting (3-for-15) to start the game, including an 0-for-9 field goal drought.

A 3-pointer by sophomore PJ Dozier pushed the lead to 13-7 with 10:44 on the clock. Tennessee snapped its field goal drought with 8:40 to go, as it cut the lead to 13-9. South Carolina answered with a 5-0 run to push the lead to 18-9 with 7:50 left, forcing a timeout by Vols head coach Rick Barnes.

Two layups by freshman Rakym Felder extended the lead to double-digits as the Gamecocks led 24-11 with 5:14 to go and 27-14 at the under four media timeout with 3:55 left in the half.

Tennessee responded with a 9-0 run to end the half, cutting the lead to 27-21 at the break. Gravett led the way with in the first half with seven points. Thornwell had six to lead the starters. Carolina's defense forced 14 turnovers in the first half and held the Vols to 24 percent shooting (6-for-25). The 21 points allowed marked the ninth time this season the Gamecock defense held its opponent below 30 points in the first half.

Carolina came out of halftime swinging, as senior Duane Notice hit a 3 from the right wing to cap a 7-0 run that put the Gamecocks ahead 34-21 with 18:28 to go. Tennessee answered with a 6-0 run over the next 2:15 to trim the deficit back to single-digits, 34-27, at the first media timeout of the second half with 15:45 left.

A Gravett 3-pointer in front of the South Carolina bench off an out of bounds play put the Gamecocks ahead by 10, 43-33, with 12:51 to go. The lead was cut to seven, 50-43, with 8:28 on the clock after a layup by Robert Hubbs III.

Thornwell then scored his 20th point after splitting the defense for a close-range bucket to put Carolina up comfortably, 58-47 with 4:27 left in the contest. A layup by freshman Maik Kotsar made it 60-47 just before the final media timeout with 3:48 to go.

South Carolina remained ahead by nine or more the remainder of the game en route to the 70-60 victory. Gravett finished with 12 points and Notice with 11. Kotsar led the way on the glass with eight boards.

**GAME 17 - NO. RV/RV CAROLINA 67, OLE MISS 56
JAN. 14, 2017/COLONIAL LIFE ARENA**

COLUMBIA, S.C. - South Carolina (14-3, 4-0 SEC) remained unbeaten in SEC play with a 67-56 win over Ole Miss (10-7, 1-4 SEC) at Colonial Life Arena Saturday night. Four Gamecocks were in double-figures, led by sophomore Chris Silva, who recorded his second career double-double with 16 points and 10 rebounds in 28 minutes.

Carolina jumped out to a 6-0 lead thanks to six early points from sophomore PJ Dozier. The Gamecocks led 6-2 at the first media timeout with 15:56 on the clock. Freshman Maik Kotsar was efficient on the glass, pulling down three offensive rebounds early on. A 3-pointer by Cullen Neal brought the Rebels within three, 10-7, at the next media timeout with 11:31 left. Each team had shooting woes early, as Carolina started 2-for-16 (13 percent) and Ole Miss 2-for-9 (22 percent).

Rasheed Brooks brought the rebels within three again, 16-13, after a made 3 with 8:34 to go. The Gamecocks pushed the lead to six, 19-13, after Dozier scored his 10th point with 7:51 on the clock. The Columbia, S.C., native, started the game 4-of-7 from the field.

The Carolina defense was locked in to end the first half, as they held Ole Miss scoreless for the final 4:06. The Gamecocks went on a 9-0 run and took a comfortable 14-point lead, 34-20, at the break.

Dozier led all scorers with 15 (4-for-8) at halftime. Silva nearly had a double-double with nine points and eight rebounds. Carolina forced 18 turnovers in the first half and held a 24-16 edge in the rebound column, including 10 boards on the offensive end.

The Gamecocks kept the foot on the pedal to start the second half as they started 3-for-3 from the field. Senior Duane Notice hit a 3 from the corner to put Carolina ahead 20, 41-21, for the first time in the game with 18:16 to go.

The lead remained steady in double-digits, as it was 46-28 with 11 minutes to go. The Gamecocks defense was stifling, holding Ole Miss to 3-of-17 shooting to start the second half.

Freshman Rakym Felder hit a deep 3 from the right wing to make it 56-33 with 9:23 on the clock. He then hit another 3 two possessions later to give Carolina its biggest lead of the game, 61-36 with 8:02 left in the ballgame. The Brooklyn, N.Y., native, had a stretch of nine-straight points for the Gamecocks through the middle portion of the half.

Ole Miss was able to connect on a few late shots, but the Gamecocks closed the 67-56 conference victory. Dozier finished tied with Silva for a game-high 16 points. Felder had 12, while Sindarius Thornwell posted 10 points and eight rebounds.

GAME 15

Official Basketball Box Score - Game Totals - Final Statistics
Texas A&M vs South Carolina
1/17/17 1:30 p.m. ET at Columbia, S.C. (Colonial Life Arena)

Texas A&M 68 • 8-6, 0-3 SEC

#	Player	Total		3-Ptr		Rebounds		PF	TP	A	TO	Blk	Stl	Min		
		FG	FGA	FG	FGA	Off	Def								Total	
01	DJ Hogg	9	13	7	9	0	0	1	5	6	2	25	3	6	1	36
44	Robert Williams	6	11	0	0	1	1	8	6	14	3	12	1	6	2	31
4	Tyler Davis	4	8	0	2	2	1	4	5	10	1	3	1	0	23	
03	Admon Gilder	3	8	0	2	0	0	0	7	7	1	6	4	5	0	33
12	Chris Collins	1	2	1	2	0	0	0	0	2	3	2	1	0	0	29
00	Kobie Eubanks	0	0	0	0	0	0	1	0	1	0	1	0	0	0	12
05	JC Hampton	2	4	1	3	0	0	0	0	1	5	3	1	0	0	11
10	Tony Trocha-Morelos	2	5	2	3	0	0	0	0	0	3	1	3	0	0	17
42	Tavorio Miller	0	0	0	1	2	0	0	2	2	0	1	0	0	0	8
	Team															
	Totals	27	51	11	19	3	5	12	25	37	15	68	16	25	4	200

FG % 1st Half: 16-23 69.6% 2nd half: 11-28 39.3% Game: 27-51 52.9% Deadball Rebounds
3FG % 1st Half: 5-7 71.4% 2nd half: 6-12 50.0% Game: 11-19 57.9%
FT % 1st Half: 1-2 50.0% 2nd half: 2-3 66.7% Game: 3-5 60.0%

South Carolina 79 • 12-3, 2-0 SEC

#	Player	Total		3-Ptr		Rebounds		PF	TP	A	TO	Blk	Stl	Min		
		FG	FGA	FG	FGA	Off	Def								Total	
21	KOTSAR, Maik	1	6	0	0	2	3	5	2	2	0	0	1	0	28	
30	SILVA, Chris	6	10	0	3	4	2	6	2	15	0	1	1	1	31	
00	THORNWELL, Sindarius	6	16	1	6	3	4	5	2	7	0	16	2	1	0	35
10	NOTICE, Duane	6	12	4	9	3	3	0	1	1	19	3	0	0	32	
15	DOZIER, PJ	3	12	1	5	1	2	2	4	4	8	4	1	0	26	
02	GRAVETT, Hassani	0	3	0	2	0	0	0	0	0	0	1	1	0	13	
04	FELDER, Rakym	6	8	3	4	4	2	4	1	19	2	1	0	2	16	
05	BLANTON, TeMarcus	0	0	0	0	0	0	0	0	0	0	1	0	0	4	
20	MCKIE, Justin	0	2	0	0	0	0	0	0	0	2	0	0	0	11	
24	KEITA, Sedee	0	1	0	0	0	0	0	0	0	0	0	0	0	4	
	Team															
	Totals	28	70	9	25	14	17	13	30	10	79	14	6	2	111	

FG % 1st Half: 13-37 35.1% 2nd half: 15-33 45.5% Game: 28-70 40.0% Deadball Rebounds
3FG % 1st Half: 5-13 38.5% 2nd half: 4-12 33.3% Game: 9-25 36.0%
FT % 1st Half: 5-7 71.4% 2nd half: 9-10 90.0% Game: 14-17 82.4%

Officials: Tony Greene, Roger Ayers, John Hampton
Technical fouls: Texas A&M-None. South Carolina-None.
Attendance: 14249

Score by periods	1st	2nd	Total
Texas A&M	38	30	68
South Carolina	36	43	79

Last FG - TAMU 2nd-00:23. SC 2nd-00:17.
Largest lead - TAMU by 7 1st-10:46. SC by 11 2nd-03:21.
TAMU led for 16:48. SC led for 21:30. Game was tied for 01:42.

Score tied - 5 times.
Lead changed - 10 times.

GAME 16

Official Basketball Box Score - Game Totals - Final Statistics
South Carolina vs Tennessee
01/11/17 6:31 p.m. ET at Knoxville, Tenn. (Thompson-Boling Arena)

South Carolina 70 • 13-3, 3-0 SEC

#	Player	Total		3-Ptr		Rebounds		PF	TP	A	TO	Blk	Stl	Min		
		FG	FGA	FG	FGA	Off	Def								Total	
21	KOTSAR, Maik	2	4	0	0	1	2	4	0	3	5	1	5	0	28	
30	SILVA, Chris	4	6	0	0	1	0	4	0	4	0	0	2	2	11	
0	Thornwell, Sindarius	6	12	1	2	9	10	2	3	5	22	4	4	1	32	
10	NOTICE, Duane	3	5	2	4	3	4	1	2	3	2	11	0	1	0	32
15	DOZIER, PJ	2	10	1	1	1	1	3	4	5	6	2	6	0	19	
12	GUEYE, Khadim	0	0	0	0	0	0	0	0	0	0	0	0	0	2	
14	TUT, Ran	0	0	0	0	0	0	0	0	0	0	0	0	0	3	
2	Gravett, Hassani	4	8	2	4	2	1	2	1	12	1	3	0	0	19	
20	MCKIE, Justin	1	1	1	1	1	1	2	1	5	1	0	1	1	19	
24	KEITA, Sedee	0	0	0	0	1	5	2	0	0	0	1	0	0	10	
4	Felder, Rakym	2	6	1	3	2	2	1	5	2	2	0	2	0	14	
5	Blanton, TeMarcus	0	2	0	0	1	0	1	0	1	3	0	0	1	11	
	Team															
	Totals	22	54	7	13	19	27	15	23	37	26	70	12	22	5	

FG % 1st Half: 11-33 33.3% 2nd half: 11-21 52.4% Game: 22-54 40.7% Deadball Rebounds
3FG % 1st Half: 3-8 37.5% 2nd half: 4-5 80.0% Game: 7-13 53.8%
FT % 1st Half: 2-5 40.0% 2nd half: 17-22 77.3% Game: 19-27 70.4%

Tennessee 60 • 8-8, 1-3 SEC

#	Player	Total		3-Ptr		Rebounds		PF	TP	A	TO	Blk	Stl	Min	
		FG	FGA	FG	FGA	Off	Def								Total
11	Alexander, Kyle	1	1	0	1	2	2	4	0	3	0	3	1	0	11
2	Williams, Grant	3	8	0	1	9	12	5	1	6	4	15	0	2	3
0	Bone, Jordan	3	10	1	1	1	0	7	1	5	0	3	0	20	
23	Bowden, Jordan	1	7	0	2	2	1	1	4	0	0	3	0	0	19
3	Hubbs III, Robert	4	11	2	4	2	7	1	2	2	1	1	0	35	
1	Turner, Lamonte	2	4	1	2	7	8	1	5	3	12	2	3	0	26
12	Parker, Kwe	0	0	0	0	2	2	1	0	1	2	0	0	0	4
11	Evans, Lew	1	2	0	0	1	2	3	2	2	0	0	0	0	4
25	Phillips, Shembari	0	4	0	0	2	2	3	0	1	1	0	0	0	3
24	Keita, Sedee	2	5	0	1	2	1	2	4	5	3	2	0	0	30
	Team														
	Totals	17	52	1	11	25	37	17	20	37	22	60	10	22	5

GAME 18 - 24/24 CAROLINA 57, 19/21 FLORIDA 53
JAN. 18, 2017/COLONIAL LIFE ARENA

COLUMBIA, S.C. - No. 24/24 South Carolina (15-3, 5-0 SEC) powered past No. 19/21 Florida (14-4, 5-1 SEC), 57-53, down the stretch Wednesday night in a battle of unbeaten teams in SEC play at Colonial Life Arena. Senior guard Sindarius Thornwell led all scorers with 20 points, moving into the top 10 in Carolina history in career points scored in the contest.

Both teams were scoreless at the first media timeout with 15:48 on the clock. Carolina and Florida were a combined 0-5 from the field with nine turnovers between the two squads early on. The game's first hoop came at the 14:12 mark when Florida's Kasey Hill stole the ball and laid it in on the other end. Another steal-layup by Hill on the ensuing possession put the Gators in front 4-0 with 13:55 to go.

Freshman Rakym Felder knocked down a 3 from the corner to put the Gamecocks on the board with 12:27 on the clock, and the score remained 4-3 until the next media timeout.

Right out of the media timeout, Felder connected on another 3, this one from the right wing to give the Gamecocks their first lead of the night, 6-4, with 11:32 remaining in the half. South Carolina's first three hoops came from behind the arch, as senior Justin McKie knocked down a long-ball with 10:22 left to make it 9-6.

The score was all knotted up at 13-13 at the under-eight media timeout with 7:21 to go. After the teams combined for just seven points in the first eight minutes, they combined for 19 in the next 4:30. Carolina held a 15-11 edge on the glass early.

The Gators rallied and went on 10-3 run to take a 23-16 lead at the final media timeout with 3:44 left in the first half. The team's redempt baskets the rest of the half, as Florida took a 28-21 lead at halftime. Hill led all scorers with 11 at the break. Felder had seven at the half to lead the Gamecocks. Carolina shot 7-for-30 (23 percent) and the Gators were 12-of-31 in the opening stanza (39 percent).

The Gamecocks opened half two on a 5-1 run thanks to four points from sophomore Chris Silva to cut the deficit to three, 29-26, with 18:23 to go. Carolina pushed the run to 9-2 and tied the game 30-30 at the first media timeout of the second half with 15:47 to go. A free throw by freshman Maik Kotsar put the Gamecocks in front 31-30 with 13:35 on the clock, giving the team its first lead since the 10:22 mark of the opening half.

An and-1 transition bucket by Thornwell gave the Gamecocks their largest lead of the game, 35-30, at the under 12 media timeout with 11:58 to go. The Carolina defense held Florida scoreless for 5:44 to that point with their last point coming at the free throw line at the 17:42 mark. The Gators were 0-for-8 to start the second half, their last field goal coming with 1:01 to go in the opening half. A Devin Robinson dunk ended the draught for Florida with 11:20 on the clock to make it 35-32.

A pair of free throws trimmed the Gamecock lead to 40-38 with 8:49 left in the game. The score remained 40-38 at the under eight media timeout with 7:59 to go. A Thornwell made 3 pushed the lead back to five, 45-40, forcing a timeout by Gator head coach Mike White with 5:51 to go in the game.

An and-1 by Silva put Carolina up six, 48-42, but Florida answered with a 4-0 run to make it 48-46 just before the final media timeout with 2:59 on the clock. Florida came within one, 52-51, but Thornwell knocked down two huge free throws on the ensuing possession to make it 54-51 with 53 seconds to go.

The Gators came within one again after a bucket by Chris Chiozza with 40 seconds remaining. Carolina turned to Dozier to make a play on the next possession. The Columbia, S.C., native answered the bell and took it hard to the rack from the left wing and kissed in a contested left-handed layup to make it 56-53 with 22 seconds left. The Gamecocks forced a turnover on the next possession and Thornwell hit a big free throw to make it a two-possession game, 57-53, with 16 seconds left.

Florida guard Canyon Barry attempted a 3 at the opposite end, but the shot wouldn't fall and the ball would be out of bounds to Carolina. Dozier threw a baseball pass to a wide-open Thornwell who ran out the clock, sealing the 57-53 win.

GAME 18



Official Basketball Box Score - Game Totals - Final Statistics
Florida vs South Carolina
 1/18/17 6:30 p.m. ET at Columbia, S.C. (Colonial Life Arena)

Florida 53 • 14-4, 5-1 SEC

#	Player	Total		3-Ptr		Rebounds		PF	TP	A To Bk	Stl	Min		
		FG	FGA	FG	FGA	FT	FTA						Off	Def
01	Robinson, Devin	4	11	0	2	5	10	1	8	0	2	1	11	
23	Leon, Justin	4	0	0	0	1	2	3	4	0	1	0	31	
15	Egbunnu, John	3	2	0	0	3	7	1	3	0	0	0	22	
09	Hill, Kasey	5	8	0	1	1	1	1	1	1	1	1	26	
05	Allen, KeVaughn	0	3	0	2	2	2	4	1	0	1	0	18	
02	Hester, Eric	0	0	0	0	0	0	0	0	0	0	0	1	
11	Chiozza, Chris	1	4	0	2	1	3	4	2	4	5	0	25	
13	Hayes, Kevarrius	2	3	0	2	2	1	2	1	6	0	1	15	
24	Barry, Canyon	4	13	0	6	5	5	0	0	2	13	0	25	
25	Stone, Keith	0	3	0	1	5	6	4	1	0	0	1	23	
23	Rimmer, Schuyler	1	2	0	0	0	0	1	2	0	2	1	3	
Team		3		2		5		1		1				
Totals		19	54	0	17	15	28	37	27	53	8	16	5	200

FG % 1st Half: 12-31 38.7% 2nd Half: 7-23 30.4% Game: 19-54 35.2%
 3FG % 1st Half: 0-8 0.0% 2nd Half: 0-9 0.0% Game: 0-17 0.0%
 FT % 1st Half: 4-8 50.0% 2nd Half: 11-20 55.0% Game: 15-28 53.6%

South Carolina 57 • 15-3, 5-0 SEC

#	Player	Total		3-Ptr		Rebounds		PF	TP	A To Bk	Stl	Min	
		FG	FGA	FG	FGA	FT	FTA						Off
21	KOTSAR, Maik	2	6	0	0	1	2	4	5	1	2	1	26
30	SILVA, Chris	3	8	0	0	5	1	6	7	4	11	0	4
00	THORNWELL, Sindarius	5	11	1	2	3	5	3	20	1	1	2	32
10	NOTICE, Duane	0	2	0	0	0	2	3	0	0	1	1	2
15	DOZIER, PJ	2	9	0	3	6	9	2	4	10	1	1	30
04	FELDER, Rakym	2	11	2	5	1	2	5	4	7	3	3	22
05	BLANTON, TeMarcus	0	0	0	0	0	0	0	0	0	0	0	2
12	GUEYE, Khadim	0	0	0	0	0	0	0	1	0	0	0	3
20	MCKIE, Justin	1	3	1	1	0	1	2	3	2	0	0	1
24	KEITA, Sedee	0	1	0	1	3	4	5	1	1	3	1	23
Team		3		1		4		1		1			
Totals		15	51	4	13	23	34	12	29	41	28	57	7

FG % 1st Half: 7-30 23.3% 2nd Half: 8-21 38.1% Game: 15-51 29.4%
 3FG % 1st Half: 3-10 30.0% 2nd Half: 1-3 33.3% Game: 4-13 30.8%
 FT % 1st Half: 4-9 44.4% 2nd Half: 19-25 76.0% Game: 23-34 67.6%

Officials: Joe Lindsay, Anthony Jordan, Ted Valentine
 Technical fouls: Florida-None. South Carolina-None.
 Attendance: 15638

Score by periods	1st	2nd	3rd	4th	Total
Florida	28	25	53		
South Carolina	21	36	57		

Last FG - UF 2nd-00:40, SC 2nd-00:22.
 Largest lead - UF by 8 1st-01:47, SC by 6 2nd-10:01.
 UF led for 13:06. SC led for 16:18. Game was tied for 10:36.

GAME 19 - 5/5 KENTUCKY 85, 24/24 CAROLINA 69
JAN. 21, 2017/LEXINGTON, KY/RUPP ARENA

LEXINGTON, Ky. - No. 24/24 South Carolina (15-4, 5-1 SEC) was handed its first conference loss of the season Saturday evening at Rupp Arena, as it fell 85-69 to No. 5 Kentucky (17-2, 7-0 SEC). Senior Sindarius Thornwell led all scorers with a new career-high 34 points.

The Wildcats forced three turnovers early and jumped out to a quick 7-0 lead. They extended the lead to 10, 13-3, at the first media timeout with 15:52 left. A transition hoop by Malik Monk pushed the lead to 23-6, forcing head coach Frank Martin to take a timeout with 11:26 to go. Carolina had eight turnovers and was 2-for-7 (29 percent) from the field to begin the contest. Kentucky started the game 9-for-13 (69 percent).

Redshirt sophomore Hassani Gravett came off the bench and knocked down a 3 from the right wing, trimming the deficit to 28-15 with 8:03 to go in the first half. The Villa Rica, Ga., native, continued to swing momentum back in the Gamecocks favor as he had two steals and two transition hoops to make it 30-21 with 6:43 left.

Thornwell then threw down a huge dunk to cap an 8-0 run, bringing Carolina within seven, 30-23, at the under eight media timeout with 5:46 to go. The Lancaster, S.C., native pushed the run to 12-0 after knocking down four-straight free throws to bring the Gamecocks within three, 30-27, with 4:39 on the clock. Derek Willis knocked down a 3 to end the draught for the Wildcats on the ensuing possession to bring the score to 33-27 at the final media timeout of the first half with 3:53 to go.

Kentucky pushed its lead back to double-digits, but Thornwell was able to get to the rim to make it 39-31 with just over two minutes to go in the half. The Wildcats answered immediately as Monk drew contact from behind the arc and knocked all three free throws down to make it 42-31 with 1:58 on the clock.

Monk and Thornwell then exchanged 3s as the lead remained 11 with 42 seconds left in the half. Thornwell drove to the hole and drew a foul with 0.4 seconds left. He knocked down both shots at the charity stripe as the Gamecocks trailed by nine heading to halftime, 47-38.

Thornwell led all scorers at the break with 20 points (5-of-10 from the field, 9-of-10 from the free throw line). He had 19 points over a nine-minute stretch in the opening half. Gravett had seven to lead all bench players. Carolina shot 52 percent in the opening half (13-of-25), and Kentucky shot 65 percent (17-of-26).

The Gamecocks opened the second half on a 5-0 run, forcing a timeout by Wildcat head coach John Calapari with 18:28 to go and the score 47-42. Kentucky responded with a 7-0 run to push its lead back to double-digits, 55-44, forcing Martin to take a timeout with 16:09 remaining.

Two 3s from the left wing by sophomore TeMarcus Blanton cut the score to 60-52 with 13:40 to go, but the Wildcats pushed the lead back to 10, 64-54, at the under-12 media timeout with 11:39 on the clock.

Thornwell had a tip in put back off his own miss with 10:20 to go and made it 67-57. The basket marked his 28th point and a new career-high for the senior guard. A dunk by Edrice Adebayo put the lead back at 14, 71-57, at the next media timeout with 7:08 left in the game.

The Gamecocks got some solid looks down the stretch but were unable to breakthrough the final seven minutes, as Kentucky led by double-digits the rest of the way en route to the 85-69 victory.

GAME 19



Official Basketball Box Score - Game Totals - Final Statistics
South Carolina vs Kentucky
 01-21-17 6:00 pm at Rupp Arena - Lexington, KY

South Carolina 69 • 15-4, 5-1

#	Player	Total		3-Ptr		Rebounds		PF	TP	A To Bk	Stl	Min	
		FG	FGA	FG	FGA	FT	FTA						Off
21	KOTSAR, Maik	1	2	0	0	1	1	4	4	1	0	1	16
30	SILVA, Chris	1	2	0	0	1	3	4	3	0	1	0	9
00	THORNWELL, Sindarius	9	23	2	6	15	3	6	2	34	1	1	37
04	FELDER, Rakym	1	6	0	3	1	2	3	2	3	4	0	19
10	NOTICE, Duane	2	7	0	4	0	1	1	1	4	1	0	17
02	GRAVETT, Hassani	3	4	1	1	0	1	1	4	7	0	1	32
05	BLANTON, TeMarcus	5	6	2	2	0	1	0	1	12	0	0	1
20	MCKIE, Justin	1	7	0	4	0	1	2	4	2	0	0	33
23	HINSON, Evan	0	0	0	0	0	0	0	0	0	0	0	1
24	KEITA, Sedee	0	1	0	0	2	1	3	2	0	0	0	2
31	HOLLIMAN, Jarrell	0	0	0	0	0	0	0	3	0	0	0	10
Team		2		2		4		1		1			
Totals		24	58	8	20	16	19	11	16	27	26	69	11

FG % 1st Half: 13-25 52.0% 2nd Half: 11-33 33.3% Game: 24-58 41.4%
 3FG % 1st Half: 2-5 40.0% 2nd Half: 3-15 20.0% Game: 5-20 25.0%
 FT % 1st Half: 10-12 83.3% 2nd Half: 6-7 85.7% Game: 16-19 84.2%

Kentucky 85 • 17-2, 7-0

#	Player	Total		3-Ptr		Rebounds		PF	TP	A To Bk	Stl	Min	
		FG	FGA	FG	FGA	FT	FTA						Off
03	Adebayo, Edrice	5	6	0	0	8	12	2	1	3	4	18	
32	Gabriel, Wemyen	4	9	3	8	0	1	4	5	1	1	2	27
00	Fox, DeAaron	3	3	0	0	1	1	1	0	6	1	0	8
05	Monk, Malik	9	9	1	4	5	6	3	3	0	27	1	2
13	Briscoe, Isalah	0	2	0	1	2	3	4	0	4	7	0	29
01	Killeyan-Jones, Sacha	0	0	0	0	0	0	0	0	0	0	0	2
14	Vynnyard, Tai	0	0	0	0	0	0	0	0	0	0	0	1
15	Humphries, Isaac	2	2	0	2	2	2	4	3	6	0	1	10
20	Calipari, Brad	0	0	0	0	0	0	0	0	0	0	0	1
25	Hawkins, Dominique	1	4	0	1	3	3	3	4	5	2	1	28
35	Willis, Derek	4	8	1	3	4	1	6	7	1	2	0	29
Team		1		2		3		1		1			
Totals		28	48	8	20	21	28	8	24	32	16	85	17

FG % 1st Half: 17-26 65.4% 2nd Half: 11-22 50.0% Game: 28-48 58.3%
 3FG % 1st Half: 5-12 41.7% 2nd Half: 3-8 37.5% Game: 8-20 40.0%
 FT % 1st Half: 4-9 88.9% 2nd Half: 13-19 68.4% Game: 21-28 75.0%

Officials: Karl Hess, Ron Groover, Chuck Jones
 Technical fouls: South Carolina-None. Kentucky-None.
 Attendance: 24399

Score by periods	1st	2nd	3rd	4th	Total
South Carolina	38	31	69		
Kentucky	47	38	85		

Last FG - SC 2nd-00:14, UK 2nd-01:27.
 Largest lead - SC None, UK by 23 2nd-01:27.
 SC led for 00:00. UK led for 39:50. Game was tied for 00:00.

GAME 20 - 23/24 CAROLINA 98, AUBURN 69
JAN. 24, 2017/COLONIAL LIFE ARENA

COLUMBIA, S.C. - No. 23/24 South Carolina (16-4, 6-1 SEC) collected its sixth SEC win of the season at Colonial Life Arena Tuesday night with a 98-69 win versus Auburn (13-7, 3-5 SEC). The Gamecocks made 15 3s, led by senior Duane Notice, who matched a career-high with 27 points and six 3-pointers. Senior Sindarius Thornwell tallied 22 points, also matching a career-high with five 3s in the win.

Carolina got off to a fast start and built a 9-0 lead two minutes into the game after a 3 by Thornwell from the left wing with 18:01 on the clock. The Gamecocks started 3-for-5 from the field and had an early 5-0 edge in the rebound column.

The Tigers went on a 6-2 run to trim the deficit to five, 13-8, just before the first media timeout of the game with 14:35 to go, but back-to-back 3s by Notice put the Gamecocks up by nine again, 21-12 with 11:15 left at the next break.

Auburn then answered with a 7-0 run to cut it to 21-19 after two free throws by Anfernee McLemore. Another Thornwell 3 put Carolina back up seven, 26-19 with 7:38

GAME 21 - 23/24 CAROLINA 63 - MIZZOU 53
JAN. 28, 2017/MIZZOU ARENA/COLUMBIA, MO.

COLUMBIA, Mo. - No. 23/24 South Carolina (17-4, 7-1 SEC) picked up its third road win in SEC play after downing Missouri (5-15, 0-8 SEC), 63-53, Saturday night. The Gamecocks are now tied atop the conference standings with No. 4 Kentucky (17-4, 7-1 SEC). Senior Sindarius Thornwell recorded his ninth career double-double with 16 points and 11 rebounds to lead the team. The 11 rebounds matched a career-high.

Carolina fell behind 7-0 after starting 0-for-5 from the field. The Gamecocks clacked back into the game with a 10-2 run, capped by a corner 3 by senior Justin McKie with 11:33 remaining in the first half. The long-ball just after the second media timeout gave Carolina its first lead of the game, 10-9.

The teams exchanged hoops the next several minutes, as the physical game remained tight with the score knotted up 19-19 at the final media timeout of the first half with 3:15 to go.

After trailing 22-21 with 1:11 to go, the Gamecocks ended the first half on a 5-0 run. Freshman Rakym Felder hit his third 3-pointer of the half to put Carolina ahead 24-22 with 51 seconds on the clock.

On the opening half's final possession, TeMarcus Blanton missed a decent look from behind the arc. Freshman Hassani Gravett was able to corral the offensive board and hit a fade away jumper from the left baseline with three seconds left to give the Gamecocks some momentum heading into the locker room, up 26-22 at the break.

Both teams were unable to find their stroke offensively in the first half. South Carolina was 10-for-27 (37 percent) from the field and the Tigers were 7-for-21 (33 percent) from the floor. There was 20 combined turnovers, as each team had 10. The Gamecocks made five 3s and outscored Missouri's bench 19-0. Felder led all scorers at the break with 12 (4-for-7), marking his sixth time this season in double-figures.

Just before the first media timeout of the second half, Thornwell found fellow senior Duane Notice spotting up behind the arc in transition. Notice knocked down the shot to put Carolina up by seven, 31-24, with 15:38 to go. Thornwell then scored five-straight to put the Gamecocks ahead by double-digits for the first time, 38-28, with 12:56 to play.

Back-to-back 3s for South Carolina by Notice and sophomore PJ Dozier gave the Gamecocks their biggest lead of the game, 46-33, with 10:10 remaining. The lead remained 13, 48-35, at the under eight media timeout with 7:49 to go.

The Tigers cut the lead to seven, but Notice knocked down his third 3 of the game to put the lead back to 10. Missouri answered on the other end with a bucket to make it 56-48 at the final media timeout with 3:18 to go. The Tigers would come within seven once more down the stretch as Carolina held on for the 63-53 victory.

Thornwell was perfect from the free throw line for the second-straight game, as he finished 7-for-7. The team shot 14-for-19 (74 percent) at the charity stripe overall Saturday night. Felder was the only other Gamecock to join Thornwell in double-figures with 13.

GAME 22 - 19/20 CAROLINA 88 - LSU 63
FEB. 1, 2017/MARAVICH CENTER/BATON ROUGE, LA.

BATON ROUGE, La. - No. 19/20 South Carolina (18-4, 8-1 SEC) led from start to finish in an 88-63 victory at LSU (9-12, 1-8 SEC) Wednesday night. With the win, the team remains tied with No. 8/6 Kentucky (18-4, 8-1 SEC) atop the SEC standings. Four Gamecocks scored in double figures, led by senior Duane Notice and sophomore PJ Dozier's 17 points.

Carolina had a textbook start on the road, opening up a 12-3 lead at the first media timeout with 15:47 to go. The Gamecocks started the game 4-for-6 from the field and 2-for-2 from behind the arc after transition 3s from Notice and Dozier.

The lead grew to 18-3 after an offensive rebound and layup by sophomore Hassani Gravett with 14:16 on the clock. The Tigers went on a 5-0 run to cut the deficit to 10, but two baskets by senior Sindarius Thornwell made it 22-8, forcing a timeout by LSU head coach Johnny Jones with 11:42 left in the opening half.

The timeout was unsuccessful in halting Carolina's momentum, as an and-1 play by Notice pushed the lead to 20 for the first time, 30-9, with 8:46 on the clock. The three-point play capped an 8-0 run for the Gamecocks, as they led 32-14 at the under eight media timeout. Carolina started 12-for-20 (60 percent) from the field and held the Tigers to 5-of-14 (36 percent) shooting, forcing eight turnovers.

Brandon Sampson scored eight-straight points for LSU to make it 40-25 with 4:18 left, but the Gamecocks answered as the lead grew went back to 19, 44-25, at the final media timeout of the first half with 3:10 to go.

Three Carolina players were in double figures at the half, as Carolina led 50-32. Dozier led the way with 14. Sophomore Chris Silva had 12 and Thornwell had 11 as the Gamecocks shot 58 percent (19-for-33) in the first half. Carolina forced 11 turnovers and outscored LSU 30-16 in the paint en route to scoring 50 points in the opening half for the first time this season in SEC-play.

The Gamecocks started the second half 1-of-7 from the floor, as the Tigers cut the lead to 12, 52-40, at the first media timeout with 15:47 left in the game. Notice hit two free throws after a technical foul on the Tigers to make it 59-40 with 14:49 to go.

South Carolina extended its run to 13-0 over a four-minute span take its biggest lead of the game, 65-40, with 11:43 remaining at the under 12 media timeout. It was 75-56 at the next media break, but a 3-pointer from the right wing by senior Justin McKie matched the Gamecocks biggest lead, 81-56, with 4:36 to go.

Carolina led 81-60 at the final media timeout with 3:09 on the clock and went on to win by 25, 88-63, marking its largest road victory of the season in conference play. The Gamecocks shot just under 50 percent (30-for-61) from the floor in the game, forcing 22 turnovers that led to 34 points. Silva and Thornwell each finished with 16 points to join Notice and Dozier in double figures.

GAME 23 - 19/20 CAROLINA 77, GEORGIA 75
FEB. 4, 2017/COLONIAL LIFE ARENA

COLUMBIA, S.C. - Paced by sophomore guard PJ Dozier's seventh 20-point game of the season and four 3-pointers each from seniors Sindarius Thornwell and Duane Notice, No. 19/20 Carolina held off Georgia to register a 77-75 win Saturday afternoon at Colonial Life Arena. The victory improved the Gamecocks' record to 19-4 and 9-1 in the SEC and kept them unbeaten at home in conference action. Georgia dropped to 13-10 overall and 4-6 in league play following the loss.

Dozier finished with a game-high 21 points, including five over the final 1:52 to help Carolina hold off Georgia's late rally. Thornwell chipped in 18 points, while Notice added 15 for a Gamecock backcourt unit that accounted for 68 of Carolina's points Saturday. The Gamecocks shot 45.8 percent from the 3-point line and knocked down 11 field goals from beyond the arc for the game. A strong defensive showing in the second half keyed Carolina's victory, as the Bulldogs were held without a field goal for a stretch of over eight minutes in the final period.

The two offenses began to get into a rhythm in a back-and-forth final 10 minutes of the half. Notice netted his second field goal of the afternoon in style, delivering a three-point play from the right block, and Dozier's jumper answered a Georgia 3-pointer and gave the Gamecocks a 24-23 lead with just over eight minutes remaining in the half. The Bulldogs' seventh-straight made field goal resulted in a three-point play and put Georgia in front 28-26 before a great drive inside from Thornwell set the guard up for a tough left-handed layup and made it 28-28 with 4:16 to play in the period. The basket put the senior in double-figures with 11 for the Gamecocks, whose backcourt provided all of Carolina's points in the opening 20 minutes.

Sparked by Dozier, the Gamecocks called 10 of the half's final 16 points to pull even with the Bulldogs at the break. The sophomore's layup cut the Bulldog lead to 32-30, and his fourth field goal of the half made it 35-34 Gamecocks with just over a minute left in the half. Dozier capped off the impressive stretch with a 3-pointer off a kick-out pass from redshirt sophomore guard Hassani Gravett to put Carolina ahead 38-36 before Bulldog guard J.J. Frazier converted a pair of free throws to send the two teams into the locker room tied at 38. Thornwell and Dozier totaled 11 points each in the half for a Carolina team that shot 7-of-13 from the 3-point line in the first period.

The Gamecock backcourt continued to answer the call from long range out of the break, and Notice's third 3-pointer established a 44-40 Carolina lead with just over three minutes gone in the second half. The Bulldogs battled back with six-straight points to take a 46-44 lead, but Notice again delivered from the corner. The guard, who knocked in at least three 3-pointers for the eighth time this season, connected on a shot from beyond the arc from the left side to put the Gamecocks back in front 47-46 with 14:29 to play. Felder brought the Carolina fans to their feet less than two minutes later after using a pump fake to get into the lane and bank home a nifty layup that made it 49-48 Gamecocks in the tightly contested affair.

The contest remained a one-possession game, and another Georgia free throw pulled the Bulldogs even at 51 as the teams headed into the final 10 minutes. Freshman forward Malik Kotsar displayed great touch down low with a turnaround jumper from the left block that made it 53-51 Gamecocks and provided the start of an 8-0 Carolina run. Three Gamecock free throws over the next 90 seconds produced the largest lead of the game for Carolina at 56-51, and momentum continued to shift towards the home side when Thornwell drilled a 3-pointer to stretch the advantage to 59-51 with 7:30 to play. Thornwell supplied another big play less than two minutes later when the senior swiped the ball away and made a layup on the other end to give the Gamecocks a 61-54 cushion with just over six minutes remaining in the game.

Georgia's points continued to come from the charity stripe, and two free throws from Frazier cut the Gamecock lead to 62-58 with 4:37 left. Carolina responded with two free throws from Kotsar to push the lead to 64-58 before the Gamecocks again seized control via a 3-point line. Senior guard Justin McKie knocked down the shot, finding the bottom of the net from the left side to make it 67-58 late in the contest. The Bulldogs' first field goal in over eight minutes made it 67-60, and Georgia inched closer when it converted a three-point play to cut the lead to 69-63 with just over two minutes remaining. The Bulldogs would not go away, as they came to within four of the lead at 73-69 with 26 seconds to play following a jumper from Frazier and a free throw by guard William Jackson II.

The contest became a one-possession game at 74-71 when Jackson II laid it in, and Georgia cut the Carolina advantage to 75-73 on another basket from Frazier. The Gamecocks' ensuing in-bounds pass sent the ball to McKie, who headed to the line after being fouled with just six seconds remaining. The senior calmly connected on both attempts from the charity stripe to make it 77-73, and Georgia's tip-in following its missed 3-pointer with a second remaining was not enough to make up the difference.

Carolina shot 43.3 percent from the floor for the afternoon and scored 16 points off 15 Georgia turnovers. Saturday's game featured 18 lead changes, with neither team able to build a double-digit lead throughout the contest.

GAME 21

Official Basketball Box Score - Game Totals - Final Statistics
South Carolina vs Mizou
1-28-17 7:31 PM at Columbia, Mo. (Mizzou Arena)

South Carolina 63 • 17-4, 7-1

#	Player	Total		3-Ptr		Rebounds		PF	TP	A	TO	Blk	Stl	Min
		FG	FGA	FG	FGA	Off	Def							
21	KOTSAR, Maik	1	1-5	0	0-0	2	2	2	2	1	0	1	0	32
30	SILVA, Chris	2	4-15	1-7	7-7	2	2	9	1	0	1	0	0	16
00	THORNWELL, Sindarius	4	15	1-7	7-7	2	2	9	1	0	1	0	0	30
10	NOTICE, Duane	3	6-6	3-6	0-0	0	2	2	9	0	3	1	0	29
15	DOZIER, PJ	3	13	1-4	0-2	2	3	5	3	7	0	3	1	23
02	GRAVETT, Hassani	1	3-3	1-4	0-2	1	0	1	2	4	1	0	1	9
04	FELDER, Rakym	4	7-7	3-4	2-4	0	0	0	13	2	1	0	0	19
05	BLANTON, TeMarcus	1	3-3	0-2	0-0	0	2	2	2	1	1	0	1	18
12	GUYEY, Khadim	0	0-0	0-0	0-0	0	0	0	1	0	0	0	0	7
20	MCKIE, Justin	1	1-1	1-1	0-0	0	0	3	1	3	2	1	0	17
	Team					1	6	7						200
	Totals		20-57	9-25	14-19	11	32	43	19	63	9	14	4	6

FG % 1st Half: 10-27 37.0%	2nd half: 10-30 33.3%	Game: 20-57 35.1%	Deadball
3FG % 1st Half: 5-15 33.3%	2nd half: 4-10 40.0%	Game: 9-25 36.0%	Rebounds
FT % 1st Half: 1-2 50.0%	2nd half: 13-17 76.5%	Game: 14-19 73.7%	2

Mizzou 53 • 5-15, 0-8

#	Player	Total		3-Ptr		Rebounds		PF	TP	A	TO	Blk	Stl	Min
		FG	FGA	FG	FGA	Off	Def							
21	BARNETT	1	1-7	0-2	0-0	1	4	5	4	2	0	0	0	21
24	PURYEAR	3	3-9	0-2	1-1	2	6	8	3	7	0	0	0	37
25	WOODS	1	7-9	0-0	4-7	3	5	8	3	18	0	0	0	37
11	WALTON	3	8-8	0-0	6-8	2	2	4	2	12	1	2	0	30
15	GEIST	3	11	0-4	0-0	0	4	4	1	6	2	4	0	29
01	PHILLIPS	2	7-7	0-4	1-1	0	2	2	5	5	3	2	0	22
04	KEMP	0	0-0	0-0	0-0	0	0	0	0	0	0	0	0	0+
14	NIKKO	0	0-0	0-0	0-0	0	0	0	0	1	0	0	0	1
33	VANLEER	1	1-5	1-5	0-0	0	3	3	2	3	2	1	0	25
	Team					1	3	4						1
	Totals		20-56	1-17	12-17	9	29	38	21	53	8	15	0	2

FG % 1st Half: 7-21 33.3%	2nd half: 13-35 37.1%	Game: 20-56 35.7%	Deadball
3FG % 1st Half: 0-6 0.0%	2nd half: 1-11 9.1%	Game: 1-17 5.9%	Rebounds
FT % 1st Half: 8-11 72.7%	2nd half: 4-6 66.7%	Game: 12-17 70.6%	0

Officials: Jeffrey Clark, Chuck Jones, Terry Oglesby
Technical fouls: South Carolina-None. Mizou-None.
Attendance: 10190
Estimated Actual: 6891

Score by periods	1st		2nd		Total	
	SC	M	SC	M	SC	M
South Carolina	26	37	63			
Mizzou	22	31	53			

Last FG - SC 2nd-01:54, MU-M 2nd-00:50.
Largest lead - SC by 13 2nd-10:10, MU-M by 7 1st-15:19.
SC led for 25:43. MU led for 08:49. Game was tied for 05:26.

GAME 22

Official Basketball Box Score - Game Totals - Final Statistics
South Carolina vs LSU
02/01/17 8:00 p.m. CT at Baton Rouge, La. (Maravich Center)

South Carolina 88 • 18-4 (8-1)

#	Player	Total		3-Ptr		Rebounds		PF	TP	A	TO	Blk	Stl	Min
		FG	FGA	FG	FGA	Off	Def							
21	KOTSAR, Maik	1	4	0-0	0-4	3	4	4	2	1	2	0	1	20
30	SILVA, Chris	5	8	0-0	6-10	4	1	8	1	16	1	4	0	1
00	THORNWELL, Sindarius	7	11	1-2	1-1	1	2	3	1	16	0	4	1	31
10	NOTICE, Duane	5	9	2-5	5-5	0	3	3	0	17	3	0	0	27
15	DOZIER, PJ	6	12	1-5	4-5	0	6	6	3	17	4	1	0	19
02	GRAVETT, Hassani	1	1-2	0-0	0-1	0	1	2	2	0	1	0	1	12
04	FELDER, Rakym	1	4	1-4	3-4	0	2	2	0	6	1	2	0	11
05	BLANTON, TeMarcus	0	0-0	0-0	0-0	1	1	2	0	0	0	0	0	10
12	GUYEY, Khadim	0	0-0	0-0	0-0	1	2	2	0	0	0	0	0	11
14	TUT, Ran	2	3	0-0	0-0	0	0	0	0	4	0	0	0	3
20	MCKIE, Justin	2	3	2-2	0-0	0	1	2	0	6	0	0	0	14
23	HINSON, Evan	0	1-1	0-1	2-2	0	1	1	0	2	0	0	0	3
	Team					0	4	4						6
	Totals		30-61	7-21	21-31	11	27	38	17	88	10	14	1	10

FG % 1st Half: 19-33 57.6%	2nd half: 11-28 39.3%	Game: 30-61 49.2%	Deadball
3FG % 1st Half: 3-12 25.0%	2nd half: 4-9 44.4%	Game: 7-21 33.3%	Rebounds
FT % 1st Half: 9-13 69.2%	2nd half: 12-18 66.7%	Game: 21-31 67.7%	6

LSU 63 • 9-12 (1-8)

#	Player	Total		3-Ptr		Rebounds		PF	TP	A	TO	Blk	Stl	Min
		FG	FGA	FG	FGA	Off	Def							
01	REATH, Duop	2	5	0-1	0-0	0	0	0	3	4	1	2	1	20
21	EPFS, Aaron	0	1-1	0-0	0-0	1	1	3	0	2	0	0	0	4
00	SAMPSON, Brandon	6	10	2-4	2-2	1	2	2	2	16	0	4	0	1
02	BLANKNEY, Antonio	3	12	1-4	2-3	1	1	2	1	9	3	0	0	33
10	PATTERSON, Ialyn	3	6	0-3	2-2	0	2	2	6	3	6	0	2	21
03	ROBINSON III, Elbert	0	0-0	0-0	1-2	0	0	1	1	0	0	0	0	3
04	MAYS, Skylar	4	9	2-3	1-3	0								

GAME 24 - ALABAMA 90, 19/16 CAROLINA 86 FEB. 7, 2017/COLONIAL LIFE ARENA

COLUMBIA, S.C. - No. 19/16 South Carolina (19-5, 9-2 SEC) fell short, 90-86, in a four-overtime contest at Colonial Life Arena to Alabama (14-9, 7-4 SEC) Tuesday night. Senior Sindarius Thornwell tallied career-highs with 44 points and 21 rebounds. He also made 25 free throws, marking a new South Carolina record, and an SEC record in league contests.

The Crimson Tide took advantage of a poor shooting start for the Gamecocks (0-for-7), jumping out to a 10-2 lead at the first media timeout with 15:17 left. They extended the lead to 17-5 with 11:26 left after a 7-0 run. Carolina still couldn't buy a bucket, going 1-for-10 to that point. Alabama started 6-for-11 (55 percent) with 10 points in the paint.

The lead remained in double-digits for the Crimson Tide, as they were in front 23-10 at the next media timeout with 7:36 left. Alabama's attack was balanced early on as seven different players scored.

The shooting woes continued for the Gamecocks, as the Crimson Tide took their biggest lead of the first half, 28-11, with 3:20 to go. Carolina was unable to breakthrough in the final three minutes of the half, and trailed 32-16 at the break.

The Gamecocks' 16 first half points were a new season-low as they were held without a field goal the final 10:23 in the opening half. Thornwell led Carolina with 5 points after going 5-for-6 from the free throw line. Alabama had a 27-19 edge on the glass and outscored the Gamecocks 16-4 in the paint.

South Carolina trimmed the deficit to 11 with just under 17 minutes and trailed 37-24 at the first media timeout of the second half with 15:47 to go. Thornwell had six of the team's first eight points of the second set. The lead remained in double-figures, 46-34, at the under 12 media timeout. Senior Duane Notice knocked down a free throw then corralled his own miss and found Thornwell, who drilled a 3 on the Gamecocks used the four-point swing to trim the deficit to single digits, 48-40 with 10:08 to go.

The lead went back to 10, 50-40, at the under eight media timeout with 7:26 left. It remained 10, 54-44, at the final media timeout. Two free throws by Chris Silva brought Carolina within six, 55-49, with 2:30 to go. The Gamecocks continued to chip away at the lead after Thornwell spun to the hoop and scored from the right block with 1:59 left in the game, forcing Alabama head coach Avery Johnson to take a timeout, his team up 55-51.

Two Thornwell free throws made it 55-53 with 47 seconds left. Alabama's Shannon Hale missed the front end of a 1-and-1, as Carolina got the ball with a chance to tie or take the lead with 24.5 seconds left. Thornwell slashed to the basket and made an incredible shot as he was met with contact by two Crimson Tide defenders, drawing a foul with 13.3 seconds left. He missed the ensuing free throw and Johnson took a timeout with 8.3 seconds left. Avery Johnson Jr. missed at the end of regulation, and Thornwell tipped out the rebound as the team's headed to the first of four overtime periods tied at 57-57 after the Gamecocks erased a 16-point halftime deficit.

The teams went back-and-forth in the first overtime period. Alabama took a 62-61 lead with 2:58 to go. Thornwell then got to the line on the ensuing possession and put Carolina ahead 63-62 with 2:44 to go. Hale would hit 1-of-2 to tie it at 63-63 with 1:40 left. Each team had two chances down the stretch but was unable to capitalize as the score remained 63-63.

In the second overtime, the Gamecocks jumped out to a 70-63 lead behind five points from sophomore PJ Dozier. The Crimson Tide then rattled off eight-straight points to take a 71-70 lead after a Johnson Jr. layup with 48 seconds left. Thornwell then scored and Johnson Jr. answered with a 3 on the other end to put Alabama ahead 74-72 with 19 seconds left. Thornwell attacked the hoop and scored the equalizer with four seconds remaining to send the game to the third overtime tied at 74-74.

Alabama pushed out to a five point lead in the third overtime period 82-77, forcing Frank Martin to take a timeout with 1:44 to play. Dozier nailed a huge 3 from the left wing out of the timeout to make it 82-80 with 1:26 to go. Thornwell got to the line again with 23 seconds left and made two to tie the contest at 82-82. UA's Corban Collins bid for a game-winning 3 fell short and the teams headed to the fourth extra period.

The fourth overtime went back-and-forth again as the team's exchanged buckets in the first three minutes. Dozier was called for his fifth foul, sending Riley Norris to the free throw line with 55 seconds left and the game tied 86-86. Norris hit both to make it 88-86. Notice got up two solid looks from behind the arc, but he was unable to convert at the opposite end. Norris hit another pair of free throws to make it 90-86 with 18 seconds left. Carolina missed two 3s on its final possession of the game, as the Crimson tied her for the four-point win.

GAME 25 - 19/16 CAROLINA 77, MISS. STATE 73 FEB. 11, 2017/HUMPHREY COLISEUM/STARKVILLE

STARKVILLE, Miss. - No. 19/16 South Carolina (20-5, 10-2 SEC) notched its 20th win of the season Saturday night after topping Mississippi State (14-10, 5-7 SEC) on the road in conference play. With the victory, the Gamecocks remain tied for first in the SEC with No. 15/12 Kentucky and No. 17/17 Florida. Senior Sindarius Thornwell led all scorers with 28 points for his 10th 20-plus outing of the season.

Thornwell, who was coming off a career-high 44 points vs. Alabama, started the game 4-for-4 (2-for-2 from 3) with 10 points as Carolina jumped out to a 10-2 lead, forcing a timeout by Bulldogs head coach Ben Howland with 17:02 to go. The Gamecocks remained in front 12-5 at the first media timeout with 15:11 left in the opening half.

A 6-2 run by Mississippi State trimmed Carolina's lead to 14-11 at the next media timeout with 11:26 left. Thornwell's third 3 of the game snapped an 0-for-7 field goal draught for the Gamecocks and put them ahead 17-14. The Bulldogs grabbed their first lead of the game, 20-17, after capping a 15-3 run with a 3 just before the under eight media timeout with 7:52 on the clock.

Mississippi State's seventh 3-pointer of the first half gave them its biggest lead, 31-24, forcing a timeout by head coach Frank Martin with 3:21 left.

Carolina ended the half on a 12-5 run out of the timeout. Thornwell found senior Justin McKie in the corner on the Gamecocks' final possession, and McKie knocked down a 3 as time expired to tie the score 36-36 at the half.

Thornwell led all scorers with 19 points in the first half after going 6-for-10 from the field and 3-for-4 from behind the arc. Carolina shot 12-for-27 (44 percent) from the floor and the Bulldogs shot 13-for-25 (52 percent) in the first half. Both teams shot it extremely well from deep, as the Gamecocks were 5-for-10 (50 percent) from 3 and Mississippi State was 8-for-15 (53 percent).

Carolina started the second half on a 7-0 run to push in front 43-36. The Bulldogs clawed back within two, 46-44, at the first media timeout of the second half with 15:41 left. The Gamecocks remained in front, 54-51, at the under 12 media timeout with 10:56 to go in the ballgame.

Mississippi State grabbed its first lead of the second half, 56-54, after a 3 by Xavian Stapleton with 9:36 on the clock. Carolina answered to take the lead back, 59-58, at the under 8 media timeout with 7:38 left after an and-1 by sophomore Chris Silva and a layup by McKie.

The Bulldogs then retook the lead, 64-63, but the Gamecocks responded again after a 3 by senior Duane Notice and a layup by freshman Maik Kotsar with 3:31 to go. A basket by Thornwell put Carolina up 72-64 with 2:52 left, matching the team's biggest lead of the game.

The Lancaster, S.C., native, took over and scored the team's final seven points to prop the Gamecocks to the 77-73 road win. Silva (15) and Kotsar (10) joined Thornwell in double figures. After a strong first half from behind the arc, Carolina held the Bulldogs to 25 percent (3-for-12) shooting from 3 in the second half. The Gamecocks shot 56 percent (15-for-27) in the second half.

GAME 26 - ARKANSAS 83, 21/19 CAROLINA 76 FEB. 15, 2017/COLONIAL LIFE ARENA

COLUMBIA, S.C. - No. 21/19 South Carolina's (20-6, 10-3 SEC) comeback fell short at home Wednesday night, as the team suffered an 83-76 loss to Arkansas (19-7, 8-5 SEC). Senior Sindarius Thornwell had 25-plus for the third straight game, finishing with 27 points to lead all scorers. He went 10-for-19 from the field, setting a new career high with his 10 made field goals.

The Gamecocks attacked the hoop early, scoring 10 of their first 14 points in the paint en route to building a 14-9 lead at the first media timeout with 15:14 to go. Carolina started 6-for-9 from the field (67 percent). The lead grew to 19-5 with 14:18 left after a quick 5-0 run was capped by a steal and dunk by senior Duane Notice.

Arkansas responded with an 8-0 run to cut the lead to 19-13 at the next media timeout with 11:38 on the clock. The Razorbacks extended the run to 15-0 after a transition 3-pointer by Daryl Macon. The 3-point basket gave the Razorbacks their first lead of the game 20-19, forcing Frank Martin to take a timeout with 9:20 to go.

Thornwell scored with 8:33 left to snap a nearly six-minute scoring draught for the Gamecocks. Arkansas responded on the ensuing possession to take a 22-21 lead with 7:49 left at the under-eight media timeout.

A 3 by Jaylen Barford, his 13th point of the half, extended the Razorbacks' run to 20-2, giving them a 28-21 lead with 6:25 left in the half. Arkansas scored on the next possession to open its biggest lead of the game 30-21. Carolina responded with an 8-0 run to make it 30-29, as Thornwell scored through contact just before the under four media timeout with 3:36 on the clock. The Lancaster, S.C., native, completed the and-1, sinking the free throw out of the timeout to tie the game 30-30.

The Razorbacks closed the opening half on a 9-2 run to take a 39-32 lead at half-time. They shot 56 percent (15-for-27) to start the game, led by Barford's 17 first-half points. Thornwell led the way with 12 at the break for the Gamecocks. Sophomore PJ Dozier had seven and Notice had six points, as Carolina shot 37 percent (13-for-25) from the field in the opening half.

Arkansas' hot shooting continued in the second half as they started 4-for-6 (67 percent) and led 49-41 at the first media timeout with 15:46 to go. Senior Justin McKie knocked down a big 3 from the corner that got the crowd back into it. The long-ball brought Carolina within five, 55-50, with 12:26 on the clock, forcing Anderson to take a timeout. Thornwell then blocked a shot on the next possession that deflected to Notice. He found Thornwell up ahead in transition, leading to a monster dunk that pulled the Gamecocks within three, 55-52, at the under 12 media timeout with 11:42 remaining in the game.

Carolina cut it to one, but the Razorbacks went up by seven, 64-57, at the under eight media timeout with 7:43 remaining in the game. The teams then exchanged makes back-and-forth the next few minutes. Notice drew contact in the lane and scored to make it 73-68 at the final media timeout with 3:57 left. He made the free throw to pull the Gamecocks within four, 73-69.

Thornwell willed Carolina within two, but the lead went back to four as Martin took a timeout with 2:25 to go. Freshman guard Rakym Felder brought Colonial Life Arena to its feet right out of the timeout with a deep 3 in front of the Gamecocks' bench to make it 75-74 with 2:19 left. The Razorbacks pulled back ahead by three, but sophomore PJ Dozier was able to cut through the defense to pull Carolina within one again, 77-76, with 1:03 left.

Arkansas crossed with 29 seconds left as the shot clock expired to go up three. They then finished 4-for-4 at the free throw line to seal the win. Silva matched a career-high with 16 points. Notice finished with 14 to round out the Gamecocks in double figures.

GAME 24



Official Basketball Box Score - Game Totals - Final Statistics
Alabama vs South Carolina
2/17/17 6:30 p.m. ET at Columbia, S.C. (Colonial Life Arena)

Alabama 90 • 14-9, 9-2 SEC

#	Player	Total		3-Ptr		Rebounds		PF	TP	A TO	Blk	Stl	Min
		FG	FTA	FG	FTA	Off	Def						
21	Oliamiyan, Bola	1	1	0	0	0	1	2	0	2	0	0	8
25	Key, Braxton	3	6	0	2	1	5	6	2	4	0	0	26
35	Hall, Dozie	3	6	0	2	2	5	4	8	4	4	0	39
00	THORNWELL, Sindarius	9	15	3	5	2	12	14	3	11	4	0	46
01	Norris, Riley	2	4	0	3	5	2	14	4	0	0	0	30
12	Ingram, Dazon	2	4	0	3	1	4	5	7	1	6	0	33
03	Collins, Corban	2	8	0	3	1	2	1	3	4	5	0	20
05	Johnson Jr, Avery	9	21	5	10	0	6	6	3	23	3	0	24
10	Taylor, Jimmie	1	1	0	1	1	4	5	3	1	0	0	16
11	Hale, Shannon	0	3	0	3	6	9	5	6	0	2	0	20
22	Davis, Ar'Mond	6	12	3	7	4	6	2	2	19	0	0	38
Team		3	3	6	6								
Totals		30	71	8	27	22	33	13	49	62	36	9	124

FG % 1st Half: 11-27 40.7% 2nd half: 9-24 37.5% OT: 10-20 50.0% Game: 30-71 42.3% Deadball Rebounds 7
3FG % 1st Half: 3-14 21.4% 2nd half: 2-8 25.0% OT: 3-5 60.0% Game: 8-27 29.6%
FT % 1st Half: 7-8 87.5% 2nd half: 5-13 38.5% OT: 10-12 83.3% Game: 22-33 66.7%

South Carolina 86 • 19-5, 9-2 SEC

#	Player	Total		3-Ptr		Rebounds		PF	TP	A TO	Blk	Stl	Min
		FG	FTA	FG	FTA	Off	Def						
1	KOTSAR, Maik	1	5	0	0	0	2	2	5	2	0	0	24
30	SILVA, Chris	3	7	0	3	4	8	5	9	1	2	2	22
00	THORNWELL, Sindarius	9	25	1	7	25	13	11	21	4	4	2	56
10	NOTICE, Duane	1	11	1	8	2	4	1	3	1	1	0	34
15	DOZIER, PJ	8	24	3	8	2	6	1	5	21	2	3	54
02	GRAVETT, Hassani	0	1	0	1	0	0	1	1	1	0	0	1
04	FELDER, Rakym	0	1	0	0	0	0	0	0	0	0	0	7
05	BLANTON, TeMarcus	0	2	0	2	2	2	3	0	2	0	0	12
12	GUEYE, Khadim	0	0	0	0	0	0	0	0	0	0	0	4
20	MCKIE, Justin	1	9	0	5	1	3	2	3	3	0	0	32
24	KEITA, Sedee	0	2	0	0	0	1	2	3	1	0	0	6
Team		1	0	1	1								
Totals		23	88	5	31	35	50	23	29	52	26	86	7

FG % 1st Half: 3-30 10.0% 2nd half: 11-28 39.3% OT: 9-30 30.0% Game: 23-88 26.1% Deadball Rebounds 8
3FG % 1st Half: 1-7 14.3% 2nd half: 2-9 22.2% OT: 2-15 13.3% Game: 5-21 23.8%
FT % 1st Half: 9-12 75.0% 2nd half: 17-27 63.0% OT: 9-11 81.8% Game: 35-50 70.0%

Officials: Joe DeRosa, Michael Stephens, Don Dalry
Technical fouls: Alabama-Hale, Shannon. South Carolina-None.
Attendance: 14450

Score by periods	1st	2nd	OT	Total	Points	In	Off	2nd	Fast
Alabama	32	25	6	111	8	8	8	90	
South Carolina	16	41	6	111	8	4	8	86	

Fast FG - AR 04:03-01, SC 07:43-02.5
Largest lead - UA by 17 1st:03-42; SC by 7 07:12-02.12.
UA led for 43:12. SC led for 08:02. Game was tied for 08:37.

GAME 25



Official Basketball Box Score - Game Totals - Final Statistics
South Carolina vs Mississippi State
02/11/17 7 p.m. at Starkville, Miss. (Humphrey Coliseum)

South Carolina 77 • 20-5, 10-2

#	Player	Total		3-Ptr		Rebounds		PF	TP	A TO	Blk	Stl	Min
		FG	FTA	FG	FTA	Off	Def						
21	KOTSAR, Maik	5	7	0	0	4	2	3	5	3	10	0	2
30	SILVA, Chris	5	7	0	5	6	2	2	5	15	1	3	0
00	THORNWELL, Sindarius	9	15	3	5	7	8	1	3	4	0	28	4
10	NOTICE, Duane	2	5	1	2	4	7	1	4	5	1	9	2
15	DOZIER, PJ	2	10	0	2	0	4	4	3	4	3	1	0
02	GRAVETT, Hassani	1	2	1	2	0	0	0	0	0	0	3	0
04	FELDER, Rakym	0	1	0	0	0	0	0	0	1	0	1	0
05	BLANTON, TeMarcus	0	1	0	1	0	0	0	0	0	0	0	0
12	GUEYE, Khadim	0	0	0	0	0	0	0	0	1	0	0	0
20	MCKIE, Justin	3	6	1	3	1	2	1	2	1	8	1	1
Team		3	3	6	6								
Totals		27	54	6	15	17	29	8	20	28	15	77	12

FG % 1st Half: 12-27 44.4% 2nd half: 15-27 55.6% Game: 27-54 50.0% Deadball Rebounds 5
3FG % 1st Half: 5-10 50.0% 2nd half: 1-5 20.0% Game: 6-15 40.0%
FT % 1st Half: 7-10 70.0% 2nd half: 10-19 52.6% Game: 17-29 58.6%

Mississippi State 73 • 14-10, 5-7

#	Player	Total		3-Ptr		Rebounds		PF	TP	A TO	Blk	Stl	Min
		FG	FTA	FG	FTA	Off	Def						
34	Schneider Herard	1	1	0	0	0	3	3	2	2	0	4	0
01	Lamar Peters	1	6	1	5	0	0	2	1	3	3	4	0
03	Xavian Stapleton	4	7	1	3	2	1	2	3	11	1	1	0
04	Mario Kegler	7	10	2	4	2	1	3	6	3	16	2	1
12	Q Weatherspoon	1	5	0	2	3	4	5	5	2	2	0	28
01	Ell Wright	2	4	1	2	2	1	3	4	7	0	2	0
23	Tyson Carter	8	13	5	10	1	3	0	0	2	2	0	1
35													

GAME 27 - VANDERBILT 71, #21/19 CAROLINA 62
FEB. 18, 2017/MEMORIAL GYM/NASHVILLE, TENN.

NASHVILLE, Tenn. - No. 21/19 South Carolina (20-7, 10-4 SEC) was defeated 71-62 by Vanderbilt (14-13, 7-7 SEC) Saturday night at Memorial Gym. Senior Sindarius Thornwell recorded 21 points for his fourth straight game with 20-plus.

Carolina led 8-6 at the first media timeout with 15:08 to go after starting 4-for-7 (57 percent) from the field, all of its points coming in the paint. The Gamecocks made their sixth-straight basket as the lead grew to 12-9 with 14:09 on the clock. The score remained 12-9 at the under 12 media timeout with 11:37 to go.

The Commodores tied it at 12-12, and the teams exchanged hoops until the next media timeout with the score tied 18-18 with 6:26 left in the half. It was a slow-paced, physical game on both ends of the floor, as both squads were in the bonus with over 10 minutes left. Thornwell scored 10-straight points for Carolina as the Gamecocks opened up a 24-20 lead with 4:31 to go in the first half.

South Carolina remained in front 24-23 at the final media timeout with 2:11 to go. After Vanderbilt grabbed the lead, the Gamecocks went on a 6-0 run to go ahead 30-25 after an offensive rebound and basket by freshman Sedee Keita with 27 seconds left.

Matthew Fisher-Davis scored for the Commodores as time expired to make it 30-27 Carolina at halftime. Thornwell had 14 points at the break to lead all scorers. He was 4-for-8 from the field and 6-for-6 at the free throw line in the first half. Sophomore PJ Dozier had eight points on 4-of-9 shooting for Carolina. The Gamecocks were 12-of-28 (43 percent) in the first 20 minutes, while Vanderbilt was 9-for-23 (39 percent). The Commodores bench outscored South Carolina 15-2 in the opening half.

Vanderbilt opened a 40-36 lead in the second half, fueled by a 13-6 run and two 3-pointers by Riley LaChance. Frank Martin took a timeout with 16:19 on the clock and the Gamecocks were able to tie it, 40-40, after sophomore Chris Silva's sixth point of the half.

South Carolina made four of its next five shots to jump ahead 49-46 with 12:06 remaining. Sophomore Hassani Gravett knocked down a jumper from the right baseline to give the Gamecocks their biggest lead of the game, 53-47, with 9:40 on the clock.

The Commodores stormed back to grab a 55-54 lead at the under eight media timeout with 7:26 left in the game. Another LaChance 3 put Vanderbilt up 64-58 at the final media timeout with 3:14 left.

South Carolina was unable to overcome the deficit, as the Commodores closed the game on a 24-9 run. Dozier had 15 points and Silva tallied 14 to join Thornwell in double figures for the Gamecocks. Fisher-Davis led the way for Vanderbilt with 17 points, as Vanderbilt shot 50 percent (11-for-22) from the floor and 44 percent from 3 (7-for-16) in the second half.

GAME 28 - #13/12 FLORIDA 81, CAROLINA 66
FEB. 21, 2017/EXACTECH ARENA/GAINESVILLE, FLA.

GAINESVILLE, Fla. - South Carolina (20-8, 10-5 SEC) suffered an 81-66 loss on the road Tuesday evening at No. 13/12 Florida (23-5, 13-2 SEC). Senior Sindarius Thornwell had 23 points (15 in the second half) and 10 rebounds for his fifth double-double (11th career) of the season to lead the Gamecocks.

After trailing 8-3, Carolina went on a 4-0 run to make it 8-7 at the first media timeout with 15:14 left. The Gamecocks forced four turnovers early that led to five points. The Gators then made their next four shots to extend their lead to 17-10 with 13:23 to go.

The Gamecocks cut it to three twice, but the Gators pushed back ahead by six, 22-16, at the under eight media timeout with 7:36 on the clock. Two Casey Hill free throws put Florida up by double-digits for the first time with 6:11 remaining. A Hill jumper on the Gators next possession then gave them their biggest lead of the half, 28-16.

Carolina chipped away at the lead and was able to cut the deficit to five points, 28-23, with 3:35 to go after a transition 3-pointer by senior guard Duane Notice off a steal by Thornwell. Notice remained aggressive and successfully completed an and-1 to tie the game at 28 with just over two minutes left in the first half, capping a 12-0 run for the Gamecocks.

Carolina's run was not over as Thornwell grabbed an offensive rebound, then senior Justin McKie knocked down a corner 3 to give the team its first lead of the game, 33-30 with 1:06 remaining. McKie's 3 marked a 17-2 run by the Gamecocks after they trailed by 12, but Florida closed the half on a 5-0 run, to take a 35-33 lead at the break.

South Carolina shot just 30 percent (11-29) in the opening half but was able to force 12 turnovers that led to 12 points. Notice led the Gamecocks' balanced offensive attack with nine points, while Thornwell had eight and Silva had seven. KeVaughn Allen led all scorers with 14 first half points.

Both teams came out of the locker room shooting it well. The Gators remained in front 44-41 at the first media timeout of the second half with 15:35 remaining. South Carolina started 4-for-7 (57 percent) after the break.

The lead remained three for Florida, 49-46, before a pair of 3s by Devin Robinson forced Frank Martin to take a timeout, his team trailing 55-46 with 11:41 to go. The Gators' lead grew to 11, but remained at nine at the under eight media timeout with 7:08 on the clock.

Three free throws by Allen gave Florida its biggest lead, 76-61, with 4:43 to go in the ballgame. Carolina was unable break through down the stretch as the Gators posted the 81-66 win. Notice had 16 points to join Thornwell in double-figures for the Gamecocks. Allen had a game-high 26 points and was one of four players for Florida in double-figures.

GAME 29 - RV/RV CAROLINA 82, TENNESSEE 55
FEB. 25, 2017/COLONIAL LIFE ARENA

COLUMBIA, S.C. - A monster second half powered South Carolina (21-8, 11-5 SEC) to an impressive 82-55 home win over Tennessee (15-14, 7-9 SEC) on Saturday afternoon. The Gamecocks out-scored the Volunteers 44-25 in the final 20 minutes, and four players scored in double figures, led by sophomore PJ Dozier's 19 points.

Six points off five turnovers helped Carolina push out to an 8-2 lead at the first media timeout with 15:52 to go. Sophomore Chris Silva had four points early for the Gamecocks. The Volunteers came within three, 10-7, but Carolina used an 8-2 run to take an 18-9 lead at the under 12 media timeout in the first half. The Gamecocks started the game 6-for-12 (50 percent) from the floor and were 6-of-7 (86 percent) at the charity stripe.

Freshman Rakyum Felder found Thornwell for an easy transition bucket, forcing Tennessee head coach Rick Barnes to take a timeout with 8:50 on the clock, his team trailing 24-9 after Carolina extended the run to 16-2. Senior Duane Notice knocked down a three to give the Gamecocks their biggest lead of the half, 27-9, just before the under eight media timeout. Turnovers continued to lead to points for Carolina, as the team tallied 14 of its first 27 points off takeaways.

Tennessee cut the deficit to 12, 32-20, at the final media timeout of the first half with 3:46 remaining. After the Gamecocks' lead went back to 15 with just under three minutes to play in the opening half, the Volunteers closed on an 8-1 run to trail 38-30 at the break.

Dozier was the only player in double figures on either side at the half, as he scored 11 on 5-of-10 shooting. Thornwell and Notice each has six, while Felder (5) and freshman Sedee Keita (4) had nine of the team's 11 first half-bench points. Grant Williams and Robert Hubbs III each had eight points to lead the Volunteers.

The teams exchanged buckets out of the break, and the game remained tight, 43-38, at the first media timeout of the second half with 15:52 remaining. Colonial Life Arena erupted after back-to-back Notice 3-pointers put the Gamecocks in front with a commanding 51-38 lead, forcing a Barnes timeout with 14:34 to play. The long ball was Notice's fifth 3 of the game and his third of the half.

A Dozier layup with 13:29 remaining put Carolina in front 55-38 and the lead remained steady at 17 at the under 12 media timeout, 57-40, with 11:15 to go. Consecutive 3s, this time by Felder and Thornwell, gave the Gamecocks their first 20-point advantage of the afternoon, 63-43, with 9:01 to play. The lead remained 63-43 at the under eight media timeout with 7:38 to go and stayed at 20, 70-50, at the final media timeout after a Thornwell dunk. Carolina led by 20 the rest of the way en route to the 82-55 win.

Notice (15), Thornwell (15) and Felder (12) joined Dozier in double figures for the Gamecocks. Those three, along with Dozier, combined for 33 of the team's 44 points in the second half.

GAME 27

Official Basketball Box Score - Game Totals - Final Statistics
South Carolina vs Vanderbilt
 02/18/17 7:30 p.m. at Nashville, Tenn. (Memorial Gym)

South Carolina 62 • 20-7, 10-4 SEC

#	Player	Total		3-Ptr		Rebounds		PF	TP	A	TO	Bk	Stl	Min
		FG	FGA	FT	FTA	Off	Def							
21	KOTSAK, Maik	f	0-4	0-0	0-0	1	2	0	0	0	0	0	0	17
30	SILVA, Chris	f	6-9	0-0	2-2	0	4	4	3	14	0	2	1	25
00	THORNWELL, Sindarius	g	6-15	0-1	9-9	2	4	6	4	21	1	1	0	33
10	NOTICE, Duane	g	3-7	0-3	1-3	0	2	2	3	7	3	0	0	34
15	DOZIER, PJ	g	7-15	1-3	0-5	2	5	7	2	15	1	3	0	32
02	GRAVETT, Hassani	g	1-2	0-0	0-0	1	2	2	2	1	0	0	0	17
04	FELDER, Rakyum	g	0-1	0-1	0-0	0	0	0	4	0	1	0	0	8
05	BLANTON, TeMarcus	g	0-1	0-0	0-0	0	1	1	0	0	0	0	0	5
12	GUEYE, Khadim	g	0-0	0-0	0-0	0	1	1	0	0	0	2	0	4
20	MCKIE, Justin	g	0-0	0-0	0-0	1	2	1	0	1	0	0	0	13
24	KEITA, Sedee	g	1-2	0-1	1-3	1	3	4	1	3	0	0	0	12
	Team					2	0	2						
	Totals		24-56	1-9	13-22	10	23	33	22	62	7	12	1	6

FG % 1st Half: 12-28 42.9% 2nd half: 12-28 42.9% Game: 24-56 42.9%
 3FG % 1st Half: 0-6 0.0% 2nd half: 1-3 33.3% Game: 1-9 11.1%
 FT % 1st Half: 6-8 75.0% 2nd half: 7-14 50.0% Game: 13-22 59.1%

Vanderbilt 71 • 14-13, 7-7 SEC

#	Player	Total		3-Ptr		Rebounds		PF	TP	A	TO	Bk	Stl	Min
		FG	FGA	FT	FTA	Off	Def							
11	ROBERSON, Jeff	f	0-1	0-1	6-8	0	3	3	3	6	2	1	1	25
03	KORNET, Luke	c	2-5	2-5	3-4	2	6	7	4	9	0	2	1	32
02	TOYE, Joe	g	2-5	0-1	3-6	2	2	4	2	7	1	0	0	31
13	LACHANCE, Riley	g	4-9	3-6	3-3	0	3	3	2	14	4	3	0	30
24	CRESSLER, Nolan	g	5-9	1-3	2-3	0	4	4	2	13	1	0	0	26
01	WILLIS, Payton	g	0-1	0-0	0-0	0	0	0	0	0	1	0	0	13
05	FISHER-DAVIS, Matthe	g	1-1	0-0	1-1	4	5	0	17	0	4	0	1	22
12	BAPTISTE, Djery	g	1-1	0-0	0-1	2	1	3	2	0	1	1	0	8
15	BROWN, Clevon	g	1-2	0-0	1-3	1	3	4	3	3	0	0	0	13
	Team					1	2	3						
	Totals		20-45	9-25	22-32	8	28	36	22	71	9	15	8	4

FG % 1st Half: 9-23 39.1% 2nd half: 11-22 50.0% Game: 20-45 44.4%
 3FG % 1st Half: 2-9 22.2% 2nd half: 7-16 43.8% Game: 9-25 36.0%
 FT % 1st Half: 7-12 58.3% 2nd half: 15-20 75.0% Game: 22-32 68.8%

Officials: Mike Nance, Glenn Tuitt, Brent Hampton
 Technical fouls: South Carolina-None. Vanderbilt-None.
 Attendance: 10471

Score by periods	1st	2nd	Total
South Carolina	30	32	62
Vanderbilt	27	44	71

Last FG - SC 2nd-00:24, VU 2nd-03:22.
 Largest lead - SC by 6 2nd-09:40, VU by 11 2nd-00:28.
 SC led for 23:13, VU led for 11:16. Game was tied for 05:31.

Score tied - 9 times.
 Lead changed - 11 times.

GAME 28

Official Basketball Box Score - Game Totals - Final Statistics
South Carolina vs Florida
 2/21/17 7 p.m. at Exactech Arena - Gainesville, Fla.

South Carolina 66 • 20-8, 10-5 SEC

#	Player	Total		3-Ptr		Rebounds		PF	TP	A	TO	Bk	Stl	Min
		FG	FGA	FT	FTA	Off	Def							
15	DOZIER, PJ	f	4-16	0-4	0-0	1	3	4	3	8	3	2	0	31
30	SILVA, Chris	f	2-4	0-0	4-6	0	0	0	5	8	0	4	0	23
21	KOTSAK, Maik	c	2-6	0-0	0-0	2	2	4	4	0	1	0	1	15
00	THORNWELL, Sindarius	g	6-12	0-1	11-11	3	7	10	4	23	2	0	0	33
10	NOTICE, Duane	g	5-11	2-6	4-5	2	0	2	16	2	1	0	0	36
02	GRAVETT, Hassani	g	0-1	0-1	0-0	1	0	1	0	0	1	0	0	8
04	FELDER, Rakyum	g	0-1	0-1	0-0	0	0	0	1	0	1	2	0	13
05	BLANTON, TeMarcus	g	1-1	0-0	0-0	0	0	0	0	2	0	0	0	2
12	GUEYE, Khadim	g	0-0	0-0	0-0	0	0	0	0	0	0	0	0	2
20	MCKIE, Justin	g	1-1	1-1	0-0	0	0	0	1	3	0	1	0	9
24	KEITA, Sedee	g	1-3	0-0	0-0	1	5	6	3	2	0	3	1	28
	Team					3	2	5						
	Totals		22-56	3-14	19-22	11	19	30	22	66	8	15	1	7

FG % 1st Half: 11-29 37.9% 2nd half: 11-27 40.7% Game: 22-56 39.3%
 3FG % 1st Half: 3-7 42.9% 2nd half: 0-7 0.0% Game: 3-14 21.4%
 FT % 1st Half: 8-9 88.9% 2nd half: 11-13 84.6% Game: 19-22 86.4%

Florida 81 • 23-5, 13-2 SEC

#	Player	Total		3-Ptr		Rebounds		PF	TP	A	TO	Bk	Stl	Min
		FG	FGA	FT	FTA	Off	Def							
01	Robinson, Devin	f	5-9	3-6	1-1	0	6	6	2	14	1	1	3	21
23	Leon, Justin	f	3-7	2-4	0-0	1	0	1	2	8	1	0	0	37
13	Hays, Kevarrius	c	3-4	0-0	1-2	3	3	6	4	7	0	4	0	34
00	Hill, Kasey	g	4-10	0-1	2-2	0	2	4	4	10	4	0	0	30
05	Allen, KeVaughn	g	3-7	3-5	13-14	0	7	7	0	26	3	2	1	36
11	Chiozza, Chris	g	5-6	1-1	5-6	0	3	2	12	4	2	0	1	24
24	Barry, Canyon	g	0-3	0-1	0-0	0	1	1	1	0	1	0	0	9
25	Stone, Keith	g	1-2	0-1	0-0	3	0	4	2	2	1	0	0	11
32	Rimmer, Schuyler	g	1-3	0-0	0-2	1	0	1	2	2	0	0	0	8
	Team					2	2	4						
	Totals		25-51	9-19	22-27	10	24	34	21	81	13	16	4	9

FG % 1st Half: 12-27 44.4% 2nd half: 13-24 54.2% Game: 25-51 49.0%
 3FG % 1st Half: 3-10 30.0% 2nd half: 6-9 66.7% Game: 9-19 47.4%
 FT % 1st Half: 8-11 72.7% 2nd half: 14-16 87.5% Game: 22-27 81.5%

Officials: Doug Shows, Jamie Luckie, Lee Cassell
 Technical fouls: South Carolina-None. Florida-None.
 Attendance: 11051
 USC#30 C.Silva fouls out at 0:38.6(2)

Score by periods	1st	2nd	Total
South Carolina	33	33	66

**GAME 30 - -/RV CAROLINA 63, MISS. STATE 57
FEB, 28, 2017/COLONIAL LIFE ARENA**

COLUMBIA, S.C. - Senior guard Sindarius Thornwell scored 17 of his 22 points in the second half to propel South Carolina (22-8, 12-5 SEC) to a 63-57 Senior Night victory over Mississippi State (14-15, 5-12 SEC) at Colonial Life Arena on Tuesday. The win clinched a double-bye for the Gamecocks in next week's SEC Tournament. The team's 12 conference wins are the second most SEC wins in program history.

Carolina led 6-5 at the first media timeout with 15:32 left in the opening half. The Gamecocks had six rebounds and four offensive boards but were unable to capitalize on their early second chances. The Gamecocks pushed in front 10-5, but the Bulldogs scored six of the next seven points to pull within one, 12-11, at the next media timeout with 11:07 on the clock. Carolina opened the game 3-for-15 (28 percent) from the floor.

Each team then made four of its next five field goals, as the Gamecocks remained in front, 21-20 with 7:30 remaining. Sophomore forward Chris Silva was dominant inside early, as he had nine points and six rebounds.

Carolina continued to lead, 26-25, at the final media timeout of the first half with 3:52 to go. The shooting woes continued for the Gamecocks, but the team made up for it at the free throw line knocking down 13 foul shots in the opening half.

Mississippi State jumped out to its biggest lead of the opening half, 29-26, after a tip-in from Eli Wright with 2:17 on the clock, but Carolina closed the half on a 7-0 run to take a 32-29 lead at the break.

Silva had 11 points and seven rebounds at halftime, both game-highs. Mario Kegler led the Bulldogs with eight points in just nine minutes of action. The Gamecocks held a 20-16 edge on the glass, and forced 10 Mississippi State turnovers. Silva, Dozier and Thornwell combined for 16 of the team's 20 rebounds in the first half.

Two 3s fueled a quick 6-0 run for the Bulldogs, as they pulled within four at 45-41. Mississippi State continued to chip away at the lead and got within three, 50-47, at the under eight media timeout with 7:30 on the clock. The Bulldogs took advantage of a 2:19 scoring draught and three turnovers from the Gamecocks.

Mississippi State grabbed its first lead of the second half after a 3-pointer by Tyson Carter put them ahead 52-50 with 4:33 on the clock. Thornwell knocked down a pair at the line, his eighth and ninth free throws of the game, to tie it at 52-all at the final media timeout with 3:59 remaining in the ballgame.

It was a senior-to-senior connection as Thornwell then found Duane Notice for the biggest shot of the game, as he popped to the left wing and knocked down a huge 3 to cap a 7-0 run with 2:15 remaining. The shot swung momentum back in favor of the home team as Howland took a timeout with just over two minutes to play, Carolina ahead 57-52.

The Bulldogs cut the deficit to three, 57-54, right out of the timeout, but Thornwell split the defense and connected on a tough, left handed layup to make it 59-54 on the ensuing possession with 1:35 to play. Thornwell iced the game at the free throw line with six seconds left, as Carolina prevailed 63-57.

Silva had his third career double-double (all this season) with 15 points and 11 rebounds to join Thornwell in double figures for the Gamecocks. Carolina forced 20 turnovers for the second straight game (seventh time in SEC play) and out-rebounded the Bulldogs 39-31.

GAME 30



Official Basketball Box Score - Game Totals - Final Statistics
Mississippi State vs South Carolina
2/28/17 7 p.m. ET at Columbia, S.C. (Colonial Life Arena)

Mississippi State 57 • 14-15, 5-12 SEC

#	Player	Total			3-Ptr			Rebounds			PF	TP	A	TO	Blk	Stl	Min
		FG	FGA	FG-PTA	FT	FTA	Off	Def	Tot								
04	Mario Kegler	f	3-9	2-6	4-4	0	4	4	4	12	2	5	1	1	26		
34	Schnider Herard	c	3-4	0-0	0-1	3	0	3	2	6	0	3	0	0	15		
01	Lamar Peters	g	2-8	1-4	1-2	1	4	5	4	6	4	3	1	1	23		
03	Xavian Stapleton	g	0-2	0-2	0-0	0	0	0	5	0	0	0	0	0	16		
15	IJ Ready	g	2-11	0-3	2-2	0	2	2	1	6	3	4	0	1	33		
02	Eli Wright	g	2-4	1-2	0-0	1	2	3	4	5	0	1	0	1	23		
23	Tyson Carter	g	4-11	3-9	0-0	0	4	4	4	11	0	0	0	1	30		
35	Aric Holman	g	3-5	0-0	2-2	4	2	6	0	8	1	2	2	1	25		
45	E.J. Datcher	g	1-1	0-0	1-1	0	2	2	2	3	0	0	3	0	9		
	Team					0	2	2		2							
Totals			20-55	7-26	10-12	9	22	31	26	57	10	20	7	6	200		

FG % 1st Half: 11-25 44.0% 2nd half: 9-30 30.0% Game: 20-55 36.4% Deadball Rebounds 0.1
3FG % 1st Half: 4-13 30.8% 2nd half: 3-13 23.1% Game: 7-26 26.9%
FT % 1st Half: 3-3 100.0 2nd half: 7-9 77.8% Game: 10-12 83.3%

South Carolina 63 • 22-8, 12-5 SEC

#	Player	Total			3-Ptr			Rebounds			PF	TP	A	TO	Blk	Stl	Min
		FG	FGA	FG-PTA	FT	FTA	Off	Def	Tot								
15	DOZIER, PJ	f	3-15	1-7	2-5	3	6	9	1	9	1	2	0	3	36		
30	SILVA, Chris	f	4-9	0-0	7-10	6	5	11	4	15	0	3	0	1	29		
00	THORNWELL, Sindarius	g	5-11	1-4	11-12	2	4	6	3	22	3	3	1	2	37		
10	NOTICE, Duane	g	1-7	1-4	3-4	0	2	2	2	6	4	0	0	2	38		
20	MCKIE, Justin	g	0-0	0-0	0-0	0	0	0	0	0	0	1	0	0	2		
02	GRAVETT, Hassani	g	1-3	0-2	0-0	0	2	2	0	2	1	2	0	0	19		
04	FELDER, Rakym	g	1-3	1-2	1-2	1	1	2	0	4	0	3	0	1	15		
21	KOTSAR, Malk	g	2-2	0-0	1-2	1	2	3	3	5	0	2	0	1	22		
24	KEITA, Sedee	g	0-0	0-0	0-0	0	0	0	1	0	0	0	0	0	2		
	Team					0	4	4									
Totals			17-50	4-19	25-35	13	26	39	14	63	9	16	1	10	200		

FG % 1st Half: 9-30 30.0% 2nd half: 8-20 40.0% Game: 17-50 34.0% Deadball Rebounds 7.2
3FG % 1st Half: 1-12 8.3% 2nd half: 3-7 42.9% Game: 4-19 21.1%
FT % 1st Half: 15-18 72.2% 2nd half: 12-17 70.6% Game: 25-35 71.4%

Officials: Doug Simmons, Joe DeRosa, Chuck Jones
Technical Fouls: Mississippi State-None. South Carolina-None.
Attendance: 15230
Senior Night

Score by periods	1st	2nd	Total
Mississippi State	29	28	57
South Carolina	32	31	63

	In	Off	2nd	Fast
Points	Paint	T/O	Chance	Break
MS	26	17	11	4
SC	24	12	11	6

Last FG - MS 2nd-01:55, SC 2nd-01:35. Score tied - 7 times.
Largest lead - MS by 3 1st-19:30, SC by 10 2nd-14:10. Lead changed - 11 times.
MS led for 04:32, SC led for 29:31. Game was tied for 05:57.



#20 - JUSTIN MCKIE

SENIOR | GUARD | 6'4" | 204 | 3 LETTERS

COLUMBIA, S.C./IRMO

SEASON NOTABLES

- Pulled down five rebounds off the bench in opening win vs. La Tech (Nov. 11)
- Posted the second double-figure scoring game of his career with 10 points on 5-of-7 shooting vs. Holy Cross (Nov. 13)
- Led all bench scorers with eight points in 27 minutes, also collecting a career-high six rebounds in Carolina's OT win vs. Monmouth (Nov. 15)
- Scored six points, grabbed four rebounds, tallied two assists and led all bench players in minutes (21) for the third consecutive game in win vs. SC State (Nov. 18)
- Played 17 minutes off the bench and logged five points, four rebounds and one block in win vs. No. 25/24 Michigan (Nov. 23)
- Made first career start in win vs. FIU (Dec. 4), played 13 minutes due to early foul trouble and had an assist and a steal
- Had nine points, two steals, one assist and one rebound in loss vs. Seton Hall (Dec. 12) at Madison Square Garden, made second career start in the game
- Recorded nine points, four rebounds and three assists in win at USF (Dec. 17), posted career-highs for steals (4) and minutes (33) in the victory
- Started his fourth-straight game and scored three points in loss vs. Clemson (Dec. 21), had five rebounds, two assists and a steal in 29 minutes
- Nine points with three rebounds and a season-high four assists in win vs. Lander (Dec. 27)
- Recorded third double-figure scoring game of his career with 10 points at Memphis (Dec. 30)
- Tied a career-high with 33 minutes in loss at No. 5/5 Kentucky (Jan. 21), matched season-high with four assists
- Scored career-high 13 points in blowout win vs. Auburn (Jan. 24), went 3-of-4 from deep as the Gamecocks made 15 3s, also tied a season-high with four assists
- Hit a clutch 3 down the stretch and made two free throws with 6 seconds left to seal win vs. Georgia (Feb. 4), finished with seven points and three steals in 21 minutes
- Had eight points in 18 minutes off the bench in win at Mississippi State (Feb. 11)
- Made seventh career start in Senior Night win vs. Mississippi State (Feb. 28)

MCKIE'S CAREER HIGHS

Points

Career 13, vs. Auburn (Jan. 24, 2017)

Season 13, vs. Auburn (Jan. 24, 2017)

Field Goals

Career 5, 3x, last vs. Auburn (Jan. 24, 2017)

Season 5, twice, last vs. Auburn (Jan. 24, 2017)

Field Goal Attempts

Career 13, at USF (Dec. 17, 2016)

Season 13, at USF (Dec. 17, 2016)

3-Point Field Goals

Career 3, vs. Auburn (Jan. 24, 2017)

Season 3, vs. Auburn (Jan. 24, 2017)

3-Point Field Goal Attempts

Career 6, vs. Monmouth (Nov. 15, 2016)

Season 6, vs. Monmouth (Nov. 15, 2016)

Free Throws

Career 4, vs. Florida (Jan. 7, 2015)

Season 2, 5x, last at Tennessee (Jan. 11, 2017)

Free Throw Attempts

Career 4, 4x, last at Tennessee (Jan. 11, 2017)

Season 4, at Tennessee (Jan. 11, 2017)

Rebounds

Career 6, vs. Monmouth (Nov. 15, 2016)

Season 6, vs. Monmouth (Nov. 15, 2016)

Assists

Career 5, vs. Lipscomb (Nov. 27, 2015)

Season 4, 3x, last vs. Auburn (Jan. 24, 2017)

Blocks

Career 1, 3x, last at USF (Dec. 17, 2016)

Season 1, twice, last at USF (Dec. 17, 2016)

Steals

Career 4, at USF (Dec. 17, 2016)

Season 4, at USF (Dec. 17, 2016)

Minutes Played

Career 33, twice, last at Kentucky (Jan. 21, 2017)

Season 33, twice, last at Kentucky (Jan. 21, 2017)

SUPERLATIVES

	Season	Career
Double-figure scoring	3	4
3+ steals	2	2
2+ assists	12	20
Team high assists*	3	5
Team high steals*	3	5

* led or shared team lead

2016-17

Opponent	Date	GS	Min	FG-FGA	Pct	3FG-FGA	Pct	FT-FTA	Pct	Off	Def	Tot	Avg	PF	FO	A	TO	Blk	Stl	Pts	Avg	
Louisiana Tech	11/11/16		19	1-3	.333	1-2	.500	0-0	.000	1	4	5	5.0	0	0	1	1	0	0	3	3.0	
Holy Cross	11/13/16		22	5-7	.714	0-2	.000	0-0	.000	0	1	1	3.0	0	0	0	0	0	0	10	6.5	
Monmouth	11/15/16		27	3-10	.300	1-6	.167	1-2	.500	2	4	6	4.0	2	0	0	2	0	0	8	7.0	
SC State	11/18/16		21	3-6	.500	0-2	.000	0-0	.000	1	3	4	4.0	1	0	2	0	0	0	6	6.8	
Michigan	11/23/16		17	2-3	.666	1-2	.500	0-0	.000	0	4	4	4.0	3	0	0	0	0	1	0	5	6.4
vs. Syracuse	11/26/16		16	1-2	.500	0-1	.000	1-3	.333	0	2	2	3.7	0	0	1	2	0	0	3	5.8	
Vermont	12/1/16		20	1-6	.167	0-2	.000	0-0	.000	1	2	3	3.6	1	0	3	0	0	0	2	5.3	
FIU	12/4/16	*	13	0-3	.000	0-2	.000	0-0	.000	0	0	0	3.1	3	0	1	0	0	1	0	4.6	
vs. Seton Hall	12/12/16	*	23	3-6	.500	1-1	1.000	2-2	1.000	0	1	1	2.9	2	0	1	0	0	2	9	5.1	
at USF	12/17/16	*	33	3-13	.231	1-5	.200	2-2	1.000	2	2	4	3.0	2	0	3	0	1	4	9	5.5	
Clemson	12/21/16	*	29	1-5	.200	0-3	.000	1-2	.500	1	4	5	3.2	2	0	2	2	0	1	3	5.3	
Lander	12/27/16	*	23	3-8	.375	1-3	.333	2-3	.667	2	1	3	3.2	2	0	4	0	0	1	9	5.6	
at Memphis	12/30/16	*	21	4-8	.500	2-3	.667	2-2	1.000	1	0	1	3.0	2	0	2	2	0	0	10	5.9	
at Georgia	1/4/17		16	1-4	.250	1-1	1.000	0-0	.000	3	2	5	3.1	3	0	1	0	0	0	3	5.7	
Texas A&M	1/7/17		11	0-2	.000	0-0	.000	0-0	.000	0	0	0	2.9	0	0	0	0	0	0	0	5.3	
at Tennessee	1/11/17		19	1-1	1.000	1-1	1.000	2-4	.500	1	1	2	2.9	1	0	1	0	1	1	5	5.3	
Ole Miss	1/14/17		2	0-0	.000	0-0	.000	0-0	.000	0	0	0	2.7	0	0	0	1	0	0	0	5.0	
Florida	1/18/17		23	1-3	.333	1-1	1.000	0-0	.000	1	2	3	2.7	1	0	2	0	0	1	3	4.9	
at Kentucky	1/21/17		33	1-7	.143	0-4	.000	0-0	.000	1	2	3	2.7	4	0	4	0	0	0	2	4.7	
Auburn	1/24/17		23	5-7	.714	3-4	.750	0-1	.000	0	1	1	2.7	2	0	4	4	0	1	13	5.2	
at Missouri	1/28/17		17	1-1	1.000	1-1	1.000	0-0	.000	0	3	3	2.7	1	0	2	1	0	1	3	5.0	
at LSU	2/1/17		14	2-3	.667	2-2	1.000	0-0	.000	0	1	1	2.6	2	0	0	0	0	0	6	5.1	
Georgia	2/4/17		21	2-5	.400	1-4	.250	2-2	1.000	0	0	0	2.5	3	0	2	1	0	3	7	5.2	
Alabama	2/7/17		32	1-9	.111	0-5	.000	1-1	1.000	3	2	5	2.1	3	0	0	1	0	0	3	4.1	
at Mississippi State	2/11/17		18	3-6	.500	1-3	.333	1-2	.500	1	1	2	2.6	1	0	1	1	0	0	8	5.2	
Arkansas	2/15/17		13	1-4	.250	1-3	.333	0-0	.000	0	0	0	2.5	0	0	0	0	0	0	3	5.1	
at Vanderbilt	2/18/17		13	0-0	.000	0-0	.000	1-1	1.000	1	2	2	2.4	1	0	1	0	0	0	0	4.9	
at Florida	2/21/17		9	1-1	1.000	1-1	1.000	0-0	.000	0	0	0	2.4	1	0	1	0	0	0	3	4.9	
Tennessee	2/25/17		7	0-2	.000	0-1	.000	0-0	.000	0	1	1	2.3	1	0	1	0	0	0	0	4.7	
Mississippi State	2/28/17	*	2	0-0	.000	0-0	.000	0-0	.000	0	0	0	2.2	0	0	0	1	0	0	0	4.5	
at Ole Miss	3/4/17																					
vs. SEC Tournament	TBD																					
vs. NCAA Tournament	TBD																					

CAREER STATISTICS

Season	GP-GS	Min	Avg	FG	FGA	Pct	3FG	3FGA	Pct	FT	FTA	Pct	Off	Def	Tot	Avg	PF	FO	Ast	TO	Blk	Stl	Pts	Avg
2013-14	17-0	80	4.7	3	17	.176	1	8	.125	2	4	.500	4	12	16	0.9	8	0	5	5	0	3	9	0.5
2014-15	25-0	282	11.3	26	67	.388	11	36	.306	18	23	.783	11	33	44	1.8	20	0	8	11	3	9	81	3.2
2015-16	27-0	217	8.0	14	47	.298	3	18	.167	9	14	.643	7	20	27	1.0	21	1	22	7	2	2	40	1.5
2016-17	30-7	557	18.6	50	135	.370	21	65	.323	15	24	.625	22	45	67	2.2	44	0	41	20	3	18	136	4.5
Totals	99-7	1136	11.5	93	266	.350	36	127	.283	44	65	.677	44	110	154	1.6	93	1	76	43	8	32	266	2.7

CAREER SEC STATISTICS

Season	GP-GS	Min	Avg	FG	FGA	Pct	3FG	3FGA	Pct	FT	FTA	Pct	Off	Def	Tot	Avg	PF	FO	Ast	TO	Blk	Stl	Pts	Avg
2014	9-0	56	6.2	2	11	.182	1	5	.200	0	0	.000	1	9	10	1.1	7	0	5	5	0	2	5	0.6
2015	12-0	130	10.8	5	21	.238	2	11	.182	6	6	1.000	6	12	18	1.5	10	0	1	6	1	2	18	1.5
2016	12-0	79	6.6	4	14	.286	0	3	.000	3	6	.500	4	3	7	0.6	4	0	7	4	0	1	11	0.9
2017	17-1	273	16.1	20	55	.364	13	31	.419	6	10	.600	11	17	28	1.6	24	0	21	11	1	7	59	3.5
Totals	50-1	538	10.8	31	101	.307	16	50	.320	15	22	.682	22	41	63	1.3	45	0	34	26	3	12	93	1.9



#10 - DUANE NOTICE

SENIOR | GUARD | 6'2" | 225 | 3 LETTERS

TORONTO, ONTARIO, CANADA/ST. THOMAS MORE (OAKDALE, CONN.)

SEASON NOTABLES

- 17 points with three assists and a steal in opener vs. La Tech (Nov. 11)
- Dished the game winning assist on PJ Dozier's jumper as time expired in OT win over Monmouth (Nov. 15, scored 15 points with five assists and a team-high three steals vs. the Hawks)
- Led team with 35 minutes in win vs. No. 25/24 Michigan (Nov. 23), one of four Gamecocks in double figures with 13 points, also had five rebounds, which was a season-high
- Played 32 minutes, which led team, in win vs. No. 18/16 Syracuse (Nov. 26), tallied seven points, three rebounds, two assists and a steal in the victory
- Matched career-high with 27 points in win vs. FIU (Dec. 4), made 6-of-10 from behind the arc to set a new single-game career-high for 3-point field goals, led team with 36 minutes and had an assist and a rebound
- Posted four points, four rebounds, two assists and two steals in loss vs. Seton Hall (Dec. 12) at Madison Square Garden, played game-high 36 minutes
- Played team-high 37 minutes and posted 15 points, four assists, two rebounds and one steal in win at USF (Dec. 17), scored 14 points and hit four 3s in the second half
- Led team with 36 minutes in loss vs. Clemson (Dec. 21), scored four points, had two rebounds and two assists
- Tied for team lead with 19 points in win vs. Texas A&M (Jan. 7), went 4-of-9 from deep in 32 minutes, surpassed Devan Downey (174) for sole possession of third place all-time for career 3-point makes with 178
- One of three Gamecocks in double-figures after scoring 11 (3-for-5) in win at Tennessee (Jan. 11)
- Tied for team lead with 37 minutes and four assists in loss at No. 5/5 Kentucky (Jan. 21)
- Matched a career-high with 27 points to lead all scorers in blowout win vs. Auburn (Jan. 24), went 9-for-13 from the field and 6-for-9 from 3 (team made season-high 15 3s), was only player on both teams to play 30-plus minutes
- Tied for the team lead with 17 points in the win at LSU (Feb. 1)
- Had 15 points and went 4-for-7 from 3 in win vs. Georgia (Feb. 4)
- Matched a season-high with five rebounds in win at Mississippi State (Feb. 11), tallied nine points in 37 minutes
- Scored 14 points on 5-of-10 shooting in loss vs. Arkansas (Feb. 15)
- Was second on the team with 16 points in loss at No. 13/12 Florida (Feb. 21)
- Made 5 3s and scored 15 points in win vs. Tennessee (Feb. 25), marked ninth game of the season with three-plus made 3-pointers
- Led team with four assists and 38 minutes in Senior Night win vs. Mississippi State, hit clutch 3-pointer to cap 7-0 run and put team ahead 57-52 with just over two minutes to play

NOTICE'S CAREER HIGHS

Points

Career 27, 3x, last vs. Auburn (Jan. 24, 2017)
 Season 27, twice, last vs. Auburn (Jan. 24, 2017)

Field Goals

Career 10, at Marshall (Dec. 1, 2014)
 Season 9, twice, last vs. Auburn (Jan. 24, 2017)

Field Goal Attempts

Career 18, twice, last at LSU (Jan. 28, 2015)
 Season 14, vs. FIU (Dec. 4, 2016)

3-Point Field Goals

Career 6, twice, last vs. Auburn (Jan. 24, 2017)
 Season 6, twice, last vs. Auburn (Jan. 24, 2017)

3-Point Field Goal Attempts

Career 11, twice, last at Alabama (Feb. 24, 2015)
 Season 10, twice, last at USF (Dec. 17, 2016)

Free Throws

Career 12, vs. Memphis (Jan. 2, 2016)
 Season 6, vs. La Tech (Nov. 11, 2016)

Free Throw Attempts

Career 12, vs. Memphis (Jan. 2, 2016)
 Season 8, vs. La Tech (Nov. 11, 2016)

Rebounds

Career 8, vs. Auburn (March 12, 2014)
 Season 5, twice, last at Mississippi State (Feb. 11, 2017)

Assists

Career 8, twice, last vs. Florida (Feb. 20, 2016)
 Season 5, twice, last vs. Monmouth (Nov. 15, 2016)

Blocks

Career 2, vs. Auburn (Jan. 24, 2017)
 Season 2, vs. Auburn (Jan. 24, 2017)

Steals

Career 3, 8x, last at Vanderbilt (Feb. 18, 2017)
 Season 3, 3x, last at Vanderbilt (Feb. 18, 2017)

Minutes Played

Career 54, vs. Alabama (Feb. 7, 2017)
 Season 54, vs. Alabama (Feb. 7, 2017)

SUPERLATIVES

	Season	Career
Double-figure scoring	14	67
20+ points	2	8
5+ assists	2	16
3+ steals	3	9
Team high scoring*	4	20
Team high assists*	6	40
Team high steals*	9	27

* led or shared team lead

2016-17

Opponent	Date	GS	Min	FG-FGA	Pct	3FG-3FGA	Pct	FT-FTA	Pct	Off	Def	Tot	Avg	PF	FO	A	TO	Blk	Stl	Pts	Avg
Louisiana Tech	11/11/16	*	29	4-7	.571	3-6	.500	6-8	.750	0	1	1	1.0	0	0	3	3	0	1	17	17.0
Holy Cross	11/13/16	*	23	2-5	.400	2-4	.500	0-0	.000	0	0	0	0.5	1	0	5	3	0	1	6	11.5
Monmouth	11/15/16	*	41	5-13	.384	3-8	.375	2-2	1.000	2	1	3	1.3	1	0	5	3	0	3	15	12.7
SC State	11/18/16	*	25	1-5	.200	1-5	.200	2-2	1.000	0	0	0	1.0	1	0	4	3	0	0	5	10.8
Michigan	11/23/16	*	35	5-12	.417	1-5	.200	2-4	.500	2	3	5	1.8	1	0	0	0	0	1	13	11.2
vs. Syracuse	11/26/16	*	32	2-7	.286	2-4	.500	1-2	.500	1	2	3	2.0	3	0	2	1	0	1	7	10.5
Vermont	12/1/16	*	28	1-6	.167	0-4	.000	0-0	.000	0	2	2	2.0	1	0	4	2	0	0	2	9.3
FIU	12/4/16	*	36	9-14	.643	6-10	.600	3-4	.750	0	1	1	1.9	2	0	1	0	0	0	27	11.5
vs. Seton Hall	12/12/16	*	36	1-10	.100	1-5	.200	1-4	.250	2	2	4	2.1	0	0	2	3	0	2	4	10.7
at USF	12/17/16	*	37	4-12	.333	4-10	.400	3-4	.750	0	2	2	2.1	1	0	4	1	0	1	15	11.1
Clemson	12/21/16	*	36	1-9	.111	0-5	.000	2-3	.667	1	1	2	2.1	3	0	2	2	0	0	4	10.5
Lander	12/27/16	*	25	5-10	.500	1-5	.200	2-2	1.000	0	3	3	2.2	0	0	1	0	1	1	13	10.7
at Memphis	12/30/16	*	24	0-8	.000	0-7	.000	2-4	.500	1	1	2	2.2	1	0	1	4	0	0	2	10.0
at Georgia	1/4/17	*	29	1-7	.143	0-3	.000	0-2	.000	3	1	4	2.3	2	0	2	2	0	0	2	9.4
Texas A&M	1/7/17	*	32	6-12	.500	4-9	.444	3-3	1.000	0	1	1	2.2	1	0	3	0	0	1	19	10.1
at Tennessee	1/11/17	*	32	3-5	.600	2-4	.500	3-4	.750	1	2	3	2.3	2	0	0	1	0	1	11	10.1
Ole Miss	1/14/17	*	28	2-8	.250	2-7	.286	1-2	.500	0	1	1	2.2	2	0	3	1	0	2	7	9.9
Florida	1/18/17	*	31	0-2	.000	0-2	.000	0-0	.000	0	2	2	2.2	3	0	0	1	1	2	0	9.4
at Kentucky	1/21/17	*	37	2-7	.286	0-4	.000	0-0	.000	1	0	1	2.1	1	0	4	1	0	1	4	9.1
Auburn	1/24/17	*	32	9-13	.692	6-9	.667	3-4	.750	2	2	4	2.2	1	0	2	0	2	0	27	10.0
at Missouri	1/28/17	*	29	3-6	.500	3-6	.500	0-0	.000	0	2	2	2.2	2	0	0	3	1	0	9	10.0
at LSU	2/1/17	*	27	5-9	.555	2-5	.400	5-5	1.000	0	3	3	2.2	0	0	3	0	0	2	17	10.3
Georgia	2/4/17	*	32	5-8	.625	4-7	.571	1-1	1.000	0	2	2	2.2	2	0	3	2	0	1	15	10.5
Alabama	2/7/17	*	54	1-11	.091	1-8	.125	2-4	.500	1	2	3	2.3	1	0	1	1	0	3	5	10.3
at Mississippi State	2/11/17	*	37	2-5	.400	1-2	.500	4-7	.571	1	4	5	2.4	1	0	2	2	1	0	9	10.2
Arkansas	2/15/17	*	35	5-10	.500	1-5	.200	3-4	.750	1	2	3	2.4	2	0	2	1	0	1	14	10.3
at Vanderbilt	2/18/17	*	34	3-7	.429	0-3	.000	1-3	.333	0	2	2	2.4	3	0	3	0	0	3	7	10.2
at Florida	2/21/17	*	36	5-11	.455	2-6	.333	4-5	.800	2	0	2	2.4	1	0	2	1	0	0	16	10.4
Tennessee	2/25/17	*	35	5-10	.500	5-8	.625	0-0	.000	2	1	3	2.4	1	0	2	3	1	2	15	10.6
Mississippi State	2/28/17	*	38	1-7	.143	1-4	.250	3-4	.750	0	2	2	2.4	2	0	4	0	0	2	6	10.4
at Ole Miss	3/4/17																				
vs. SEC Tournament	TBD																				
vs. NCAA Tournament	TBD																				

CAREER STATISTICS

Season	GP-GS	Min	Avg	FG	FGA	Pct	3FG	3FGA	Pct	FT	FTA	Pct	Off	Def	Tot	Avg	PF	FO	Ast	TO	Blk	Stl	Pts	Avg
2013-14	34-22	856	25.2	90	237	.380	21	58	.362	78	116	.672	35	64	99	2.9	72	2	99	89	4	20	279	8.2
2014-15	33-33	987	29.9	127	337	.377	61	168	.363	72	91	.791	20	67	87	2.6	61	0	89	60	4	29	387	11.7
2015-16	34-8	935	27.5	115	298	.389	68	171	.398	68	91	.747	26	57	83	2.4	55	0	78	35	1	32	366	10.8
2016-17	30-30	985	32.8	98	256	.383	58	170	.341	59	87	.678	23	48	71	2.4	42	0	70	44	7	32	313	10.4
Totals	131-93	3763	28.7	430	1126	.382	208	567	.367	277	385	.719	104	236	340	2.6	230	2	336	228	16	113	1345	10.3

CAREER SEC STATISTICS

Season	GP-GS	Min	Avg	FG	FGA	Pct	3FG	3FGA	Pct	FT	FTA	Pct	Off	Def	Tot	Avg	PF	FO	Ast	TO	Blk	Stl	Pts	Avg
2014	18-14	516	28.7	48	133	.361	8	30	.267	46	71	.648	19	34	53	2.9	41	1	50	58	1	11	150	8.3
2015	18-18	548	30.4	62	191	.325	33	102	.324	26	36	.722	12	35	47	2.6	35	0	48	30	2	11	183	10.2
2016	18-5	533	29.6	63	153	.412	40	97	.412	22	33	.667	15	31	46	2.6	34	0	43	22	0	17	188	10.4
2017	17-17	578	34.0	58	138	.420	34	92	.370	33	48	.688	14	29	43	2.5	27	0	36	19	6	21	183	10.8
Totals	71-54	2175	30.6	231	615	.376	115	321	.358	127	188	.676	60	129	189	2.7	137	1	177	129	9	60	704	9.9



#0 - SINDARIUS THORNWELL

SENIOR | GUARD | 6'5" | 211 | 3 LETTERS

LANCASTER, S.C./OAK HILL ACADEMY (WILSON, VA.)

SEASON NOTABLES

- Tallied fourth-straight 20-point game of the season after leading team with 21 in win vs. No. 25/24 Michigan (Nov. 23), also had 10 rebounds to record first double-double of the season, shot 8-of-12 (67 percent) from the field
- Tied for team-lead with 16 points in win vs. No. 18/16 Syracuse (Nov. 26), had six rebounds, team-high five assists and three steals in 31 minutes, went 9-of-10 from the free-throw line
- Tied a single-game career-high with nine assists in win vs. Vermont (Dec. 1), also had 11 points, five rebounds and three steals
- Recorded eighth career double-double after scoring 19 points and leading the team with 11 rebounds in win at Georgia (Jan. 7), played team-high 39 minutes and tied a career-high with six steals
- Led team with 35 minutes and seven rebounds in win vs. Texas A&M (Jan. 7), scored 11 of his 16 points in the game's final 6:23, also tallied five steals, all in the first half, to move into seventh place all-time on the career steals list (155)
- Top-scorer after pouring in 22 points in win at Tennessee (Jan. 11) for his fifth 20-point outing of the season and the 20th of his career, went 9-for-10 from charity stripe, also had five rebounds and led the team with four assists and four steals
- Moved into the top-10 of the all-time scoring list (1,496) after leading team with 20 points in win vs. No. 19/21 Florida (Jan. 18), went 9-of-13 from the free throw line to match a season-high, has now made nine-plus free throws in four games this season
- Led all scorers after logging 34 points (9-of-23) in loss at No. 5/5 Kentucky (Jan. 21), went 14-for-15 at free throw line and had six rebounds
- Had 22 points, tying a career-high with five made 3s, moved into 7th on the all-time scoring list passing Carlos Powell (1,541 points), also had two steals to move into fifth on the all-time steals list, passing BJ McKie and Michael Foster (164)
- Logged his ninth career double-double with 16 points and 11 rebounds in win at Mizzou (Jan. 28)
- Finished with 18 points and tied for the team lead with seven rebounds in win vs. Georgia (Feb. 4)
- Set career-highs for points (44), rebounds (21) and minutes (56) in four OT loss vs. Alabama (Feb. 7), the 40-point outing was the first for a Gamecock since 1986, his 21 rebounds were the first 20+ rebound game for a Carolina player since 1993, his 25 made free throws and 33 attempts were school single-game records, they were both SEC records for league games as well
- Led all scorers with 28 points (19 in first half) in win at Mississippi State (Feb. 11), also had four rebounds and four assists in 38 minutes
- Posted 27 points in loss vs. Arkansas (Feb. 15), set new career-high with 10 made field goals, logged the 1,000th point of his career in SEC play
- Scored 21 points (fourth-straight game with 20-plus) and had six rebounds in loss at Vanderbilt (Feb. 18), went 9-for-9 at the free throw line
- Tallied 23 points and 10 rebounds for his fifth double-double of the season in loss at No. 13/12 Florida (Feb. 21), also had three steals and went 11-for-11 at the free throw line marking 10th game he's made seven or more shots at the foul line
- Passed Jimmy Foster (1981-84, 1,745 points) for fifth on the all-time scoring list with 15 points in win vs. Tennessee (Feb. 25)
- Scored 17 of game-high 22 points in second half in Senior Night win vs. Mississippi State, went 11-of-12 at the free throw line

THORNWELL'S CAREER HIGHS

Points

Career 44, vs. Alabama (Feb. 7, 2017)
Season 44, vs. Alabama (Feb. 7, 2017)

Field Goals

Career 10, vs. Arkansas (Feb. 15, 2017)
Season 10, vs. Arkansas (Feb. 15, 2017)

Field Goal Attempts

Career 25, vs. Alabama (Feb. 7, 2017)
Season 25, vs. Alabama (Feb. 7, 2017)

3-Point Field Goals

Career 5, twice, last vs. Auburn (Jan. 24, 2017)
Season 5, vs. Auburn (Jan. 24, 2017)

3-Point Field Goal Attempts

Career 10, twice, last vs. Charlotte (Nov. 21, 2014)
Season 7, twice, last vs. Alabama (Feb. 7, 2017)

Free Throws

Career 25, vs. Alabama (Feb. 7, 2017)
Season 25, vs. Alabama (Feb. 7, 2017)

Free Throw Attempts

Career 33, vs. Alabama (Feb. 7, 2017)
Season 33, vs. Alabama (Feb. 7, 2017)

Rebounds

Career 21, vs. Alabama (Feb. 7, 2017)
Season 21, vs. Alabama (Feb. 7, 2017)

Assists

Career 9, 3x, last vs. Vermont (Dec. 1, 2016)
Season 9, vs. Vermont (Dec. 1, 2016)

Blocks

Career 3, 3x, last at Georgia (Jan. 4, 2017)
Season 3, 3x, last at Georgia (Jan. 4, 2017)

Steals

Career 6, twice, last at Georgia (Jan. 4, 2017)
Season 6, at Georgia (Jan. 4, 2017)

Minutes Played

Career 56, vs. Alabama (Feb. 7, 2017)
Season 56, vs. Alabama (Feb. 7, 2017)

SUPERLATIVES

	Season	Career
Double-figure scoring	24	92
20+ points	14	29
30+ points	2	2
Double-doubles	5	11
Team high points*	16	49
Team high assists*	10	52
Team high rebounds*	11	41
Team high steals*	15	52

* led or shared team lead

2016-17

Opponent	Date	GS	Min	FG-FGA	Pct	3FG-FGA	Pct	FT-FTA	Pct	Off	Def	Tot	Avg	PF	FO	A	TO	Blk	Stl	Pts	Avg
Louisiana Tech	11/11/16	*	32	7-16	.438	2-4	.500	2-2	1.000	1	6	7	7.0	4	0	6	6	1	1	18	18.0
Holy Cross	11/13/16	*	27	5-9	.555	4-6	.667	6-6	1.000	3	5	8	6.0	1	0	0	0	2	0	20	19.0
Monmouth	11/15/16	*	41	6-18	.333	2-5	.400	9-11	.818	3	6	9	7.0	2	0	5	3	3	2	23	20.3
SC State	11/18/16	*	25	8-15	.533	2-6	.333	4-4	1.000	2	3	5	6.5	2	0	1	2	0	1	22	20.8
Michigan	11/23/16	*	32	8-12	.667	2-4	.500	3-5	.600	1	9	10	7.2	1	0	3	4	3	1	21	20.8
vs. Syracuse	11/26/16	*	31	3-6	.500	1-2	.500	9-10	.900	2	4	6	7.0	3	0	5	3	0	3	16	20.0
Vermont	12/1/16	*	29	4-10	.400	1-2	.500	2-2	1.000	3	2	5	6.7	1	0	9	1	0	3	11	18.7
FIU	12/4/16	-	-	-	-	-	-	-	-	-	-	-	-	-	-	-	-	-	-	-	-
vs. Seton Hall	12/12/16	-	-	-	-	-	-	-	-	-	-	-	-	-	-	-	-	-	-	-	-
at USF	12/17/16	-	-	-	-	-	-	-	-	-	-	-	-	-	-	-	-	-	-	-	-
Clemson	12/21/16	-	-	-	-	-	-	-	-	-	-	-	-	-	-	-	-	-	-	-	-
Lander	12/27/16	-	-	-	-	-	-	-	-	-	-	-	-	-	-	-	-	-	-	-	-
at Memphis	12/30/16	-	-	-	-	-	-	-	-	-	-	-	-	-	-	-	-	-	-	-	-
at Georgia	1/4/17	*	35	8-17	.471	1-3	.333	2-4	.500	3	8	11	7.3	3	0	1	1	3	6	19	18.8
Texas A&M	1/7/17	*	35	6-16	.375	1-6	.167	3-4	.750	5	2	7	7.2	0	0	2	1	0	5	16	18.4
at Tennessee	1/11/17	*	32	6-12	.500	1-2	.500	9-10	.900	2	3	5	7.0	3	0	4	4	1	4	22	18.8
Ole Miss	1/14/17	*	32	3-10	.300	0-2	.000	4-6	.667	4	4	8	7.1	2	0	3	3	0	2	10	18.0
Florida	1/18/17	*	32	5-11	.455	1-2	.500	9-13	.692	2	3	5	6.9	3	0	1	1	0	2	20	18.2
at Kentucky	1/21/17	*	37	9-23	.391	2-6	.333	14-15	.933	3	3	6	6.8	2	0	1	3	1	1	34	19.4
Auburn	1/24/17	*	27	6-12	.500	5-7	.714	5-5	1.000	1	7	8	6.9	3	0	5	4	2	2	22	19.6
at Missouri	1/28/17	*	31	4-15	.267	1-7	.143	7-7	1.000	2	9	11	7.2	2	0	2	2	1	2	16	19.3
at LSU	2/1/17	*	31	7-11	.636	1-2	.500	1-1	1.000	1	2	3	6.9	1	0	0	4	1	2	16	19.1
Georgia	2/4/17	*	37	6-17	.353	4-7	.571	2-4	.500	3	4	7	6.9	3	0	2	1	0	3	18	19.1
Alabama	2/7/17	*	56	9-25	.360	1-7	.143	25-33	.758	10	11	21	7.7	4	0	2	6	0	2	44	20.4
at Mississippi State	2/11/17	*	38	9-15	.600	3-5	.600	7-8	.875	1	3	4	7.5	0	0	4	1	1	1	28	20.8
Arkansas	2/15/17	*	35	10-19	.526	2-4	.500	5-5	1.000	4	0	4	7.4	0	0	3	1	2	1	27	21.2
at Vanderbilt	2/18/17	*	33	6-15	.400	0-1	.000	9-9	1.000	2	4	6	7.3	4	0	1	1	0	3	21	21.1
at Florida	2/21/17	*	33	6-12	.500	0-1	.000	11-11	1.000	3	7	10	7.4	4	0	2	0	0	3	23	21.2
Tennessee	2/25/17	*	34	5-11	.455	1-4	.250	4-4	1.000	0	6	6	7.3	3	0	2	2	0	1	15	21.0
Mississippi State	2/28/17	*	37	5-11	.455	1-4	.250	11-12	.917	2	4	6	7.3	3	0	3	3	1	2	22	21.0
at Ole Miss	3/4/17	-	-	-	-	-	-	-	-	-	-	-	-	-	-	-	-	-	-	-	-
vs. SEC Tournament	TBD	-	-	-	-	-	-	-	-	-	-	-	-	-	-	-	-	-	-	-	-
vs. NCAA Tournament	TBD	-	-	-	-	-	-	-	-	-	-	-	-	-	-	-	-	-	-	-	-

CAREER STATISTICS

Season	GP-GS	Min	Avg	FG	FGA	Pct	3FG	3FGA	Pct	FT	FTA	Pct	Off	Def	Tot	Avg	PF	FO	Ast	TO	Blk	Stl	Pts	Avg
2013-14	34-34	1007	29.6	143	370	.386	37	100	.370	131	178	.736	48	91	139	4.1	100	2	101	106	21	40	454	13.4
2014-15	33-33	1011	30.6	114	335	.340	38	142	.268	101	141	.716	50	111	161	4.9	83	3	73	71	11	43	367	11.1
2015-16	34-34	1125	33.1	144	377	.382	46	138	.333	123	161	.764	39	124	163	4.8	66	0	130	77	16	50	457	13.4
2016-17	24-24	811	33.8	151	338	.447	39	99	.394	163	191	.853	62	113	175	7.3	54	0	67	57	22	53	504	21.0
Totals	125-125	3954	31.6	552	1420	.389	160	479	.334	518	671	.772	199	439	638	5.1	303	5	371	311	70	186	1782	14.3

CAREER SEC STATISTICS

Season	GP-GS	Min	Avg	FG	FGA	Pct	3FG	3FGA	Pct	FT	FTA	Pct	Off	Def	Tot	Avg	PF	FO	Ast	TO	Blk	Stl	Pts	Avg
2014	18-18	597	33.2	90	229	.393	21	60	.350	79	105	.752	29	56	85	4.7	55	2	72	75	13	21	280	15.6
2015	18-18	578	32.1	55	180	.306	23	83	.277	58	76	.763	24	52	76	4.2	47	2	39	44	3	19	191	10.6
2016	18-18	634	35.2	83	219	.379	25	73	.342	67	87	.770	25	60	85	4.7	34	0	71	44	10	26	258	14.3
2017	17-17	594	34.9	110	252	.437	25	70	.357	128	151	.848	48	80	128	7.5	40	0	38	38	13	42	373	21.9
Totals	71-71	2403	33.8	338	880	.384	94	286	.329	332	419	.792	126	248										



#31 JARRELL HOLLIMAN

R-JUNIOR | FORWARD | 6'7" | 206 | 2 LETTERS

ALPHARETTA, GA./ALPHARETTA/ELMHURST COLLEGE

SEASON NOTABLES

- Tallied three points in eight minutes in the exhibition win vs. Newberry
- Scored the first points of his Gamecock career and played a career high 14 minutes in season opener vs. La Tech (Nov. 11)
- Collected a rebound in 12 minutes vs. Holy Cross (Nov. 13)
- Pulled down two rebounds in nine minutes in OT win vs. Monmouth (Nov. 15)
- Played eight minutes and snagged one rebound in win vs. SC State (Nov. 18)
- Saw three minutes of action and logged one block (first of career) in win vs. Vermont (Dec. 1)
- Had two rebounds in three minutes in win vs. FIU (Dec. 4)
- Logged two minutes in loss vs. Seton Hall at Madison Square Garden (Dec. 12)
- Saw 10 minutes of action off the bench in win at USF (Dec. 17), hit two free throws (first of his career) early in the second half to log first points since season-opener
- Played five minutes off the bench and grabbed two rebounds in loss vs. Clemson (Dec. 21)
- Made SEC debut in loss at No. 5/5 Kentucky (Jan. 21), playing 10 minutes off the bench
- Had two points and two rebounds in blowout win vs. Auburn (Jan. 24)

HOLLIMAN'S CAREER HIGHS

Points

Career 4, vs. La Tech (Nov. 11, 2016)
 Season 4, vs. La Tech (Nov. 11, 2016)

Field Goals

Career 2, vs. La Tech (Nov. 11, 2016)
 Season 2, vs. La Tech (Nov. 11, 2016)

Field Goal Attempts

Career 2, vs. La Tech (Nov. 11, 2016)
 Season 2, vs. La Tech (Nov. 11, 2016)

3-Point Field Goals

Career -
 Season -

3-Point Field Goal Attempts

Career -
 Season -

Free Throws

Career 2, at USF (Dec. 17, 2016)
 Season 2, at USF (Dec. 17, 2016)

Free Throw Attempts

Career 2, at USF (Dec. 17, 2016)
 Season 2, at USF (Dec. 17, 2016)

Rebounds

Career 2, 4x, last vs. Auburn (Jan. 24, 2017)
 Season 2, 4x, last vs. Auburn (Jan. 24, 2017)

Assists

Career 1, twice, last vs. Monmouth (Nov. 15, 2016)
 Season 1, twice, last vs. Monmouth (Nov. 15, 2016)

Blocks

Career 1, vs. Vermont (Dec. 1, 2016)
 Season 1, vs. Vermont (Dec. 1, 2016)

Steals

Career -
 Season -

Minutes Played

Career 14, vs. La Tech (Nov. 11, 2016)
 Season 14, vs. La Tech (Nov. 11, 2016)

2016-17

Opponent	Date	GS	Min	FG	FGA	Pct	3FG	3FGA	Pct	FT	FTA	Pct	Off	Def	Tot	Avg	PF	FO	Ast	TO	Blk	Stl	Pts	Avg
Louisiana Tech	11/11/16	14	2-2	1.000	0-0	.000	0-0	.000	0-0	.000	0-0	.000	0	0	0	0.0	2	0	1	0	0	0	4	4.0
Holy Cross	11/13/16	12	0-1	.000	0-0	.000	0-0	.000	0-0	.000	1	0	1	0	1	0.5	2	0	0	0	0	0	0	2.0
Monmouth	11/15/16	9	0-0	.000	0-0	.000	0-0	.000	1	2	1.0	2	0	1	2	1.0	2	0	1	0	0	0	0	1.3
SC State	11/18/16	8	0-1	.000	0-0	.000	0-0	.000	0	1	1.0	2	0	0	1	1.0	2	0	0	0	0	0	0	1.0
Michigan	11/23/16	-	-	-	-	-	-	-	-	-	-	-	-	-	-	-	-	-	-	-	-	-	-	-
vs. Syracuse	11/26/16	-	-	-	-	-	-	-	-	-	-	-	-	-	-	-	-	-	-	-	-	-	-	-
Vermont	12/1/16	3	0-0	.000	0-0	.000	0-0	.000	0-0	.000	0	0	0	0	0	0.8	0	0	0	0	1	0	0	0.8
FIU	12/4/16	3	0-0	.000	0-0	.000	0-0	.000	0-0	.000	0	2	2	1.0	0	0	0	0	1	0	0	0	0	0.7
vs. Seton Hall	12/12/16	2	0-0	.000	0-0	.000	0-0	.000	0-0	.000	0	0	0	0	0.9	0	0	0	0	0	0	0	0	0.6
at USF	12/17/16	10	0-1	.000	0-0	.000	2-2	1.000	0	0	0.8	3	0	0	0	0	0	0	0	0	0	0	2	0.8
Clemson	12/21/16	5	0-1	.000	0-0	.000	0-0	.000	0	2	2	0.9	0	0	0	0	0	0	0	0	0	0	0	0.7
Lander	12/27/16	3	0-0	.000	0-0	.000	0-0	.000	0-0	.000	0	0	0	0	0.8	0	0	0	0	0	0	0	0	0.6
at Memphis	12/30/16	1	0-0	.000	0-0	.000	0-0	.000	0-0	.000	0	0	0	0	0.7	0	0	0	0	0	0	0	0	0.5
at Georgia	1/4/17	-	-	-	-	-	-	-	-	-	-	-	-	-	-	-	-	-	-	-	-	-	-	-
Texas A&M	1/7/17	-	-	-	-	-	-	-	-	-	-	-	-	-	-	-	-	-	-	-	-	-	-	-
at Tennessee	1/11/17	-	-	-	-	-	-	-	-	-	-	-	-	-	-	-	-	-	-	-	-	-	-	-
Ole Miss	1/14/17	-	-	-	-	-	-	-	-	-	-	-	-	-	-	-	-	-	-	-	-	-	-	-
Florida	1/18/17	-	-	-	-	-	-	-	-	-	-	-	-	-	-	-	-	-	-	-	-	-	-	-
at Kentucky	1/21/17	10	0-0	.000	0-0	.000	0-0	.000	0-0	.000	0	0	0	0	0.7	3	0	0	0	0	0	0	0	0.5
Auburn	1/24/17	5	1-1	1.000	0-0	.000	0-0	.000	2	2	1.0	2	0	2	0.8	1	0	0	1	0	0	0	2	0.6
at Missouri	1/28/17	-	-	-	-	-	-	-	-	-	-	-	-	-	-	-	-	-	-	-	-	-	-	-
at LSU	2/1/17	-	-	-	-	-	-	-	-	-	-	-	-	-	-	-	-	-	-	-	-	-	-	-
Georgia	2/4/17	-	-	-	-	-	-	-	-	-	-	-	-	-	-	-	-	-	-	-	-	-	-	-
Alabama	2/7/17	-	-	-	-	-	-	-	-	-	-	-	-	-	-	-	-	-	-	-	-	-	-	-
at Mississippi State	2/11/17	-	-	-	-	-	-	-	-	-	-	-	-	-	-	-	-	-	-	-	-	-	-	-
Arkansas	2/15/17	-	-	-	-	-	-	-	-	-	-	-	-	-	-	-	-	-	-	-	-	-	-	-
at Vanderbilt	2/18/17	-	-	-	-	-	-	-	-	-	-	-	-	-	-	-	-	-	-	-	-	-	-	-
at Florida	2/21/17	-	-	-	-	-	-	-	-	-	-	-	-	-	-	-	-	-	-	-	-	-	-	-
Tennessee	2/25/17	1	0-1	.000	0-0	.000	0-0	.000	0	0	0.7	1	0	0	0	0.7	1	0	0	0	0	0	0	0.6
Mississippi State	2/28/17	-	-	-	-	-	-	-	-	-	-	-	-	-	-	-	-	-	-	-	-	-	-	-
at Ole Miss	3/4/17	-	-	-	-	-	-	-	-	-	-	-	-	-	-	-	-	-	-	-	-	-	-	-
vs. SEC Tournament	TBD	-	-	-	-	-	-	-	-	-	-	-	-	-	-	-	-	-	-	-	-	-	-	-
vs. NCAA Tournament	TBD	-	-	-	-	-	-	-	-	-	-	-	-	-	-	-	-	-	-	-	-	-	-	-

CAREER STATISTICS

Season	GP-GS	Min	Avg	FG	FGA	Pct	3FG	3FGA	Pct	FT	FTA	Pct	Off	Def	Tot	Avg	PF	FO	Ast	TO	Blk	Stl	Pts	Avg
2015-16	4-0	9	2.3	0	0	.000	0	0	.000	0	0	.000	0	0	0	0.0	1	0	0	1	0	0	0	0.0
2016-17	14-0	86	6.1	3	8	.375	0	0	.000	2	2	1.000	4	6	10	0.7	17	0	2	2	1	0	8	0.6
Totals	18-0	95	5.3	3	8	.375	0	0	.000	2	2	1.000	4	6	10	0.6	18	0	2	3	1	0	8	0.4

CAREER SEC STATISTICS

Season	GP-GS	Min	Avg	FG	FGA	Pct	3FG	3FGA	Pct	FT	FTA	Pct	Off	Def	Tot	Avg	PF	FO	Ast	TO	Blk	Stl	Pts	Avg
2016	3-0	16	5.3	1	2	.500	0	0	.000	0	0	.000	2	0	2	0.7	5	0	0	1	0	0	2	0.7



#14 RAN TUT

JUNIOR | FORWARD | 6'9" | 210 | TRANSFER

MELBOURNE, AUSTRALIA/EDISON ACADEMY/MONROE COLLEGE

SEASON NOTABLES

- DNP in the exhibition vs. Newberry due to a knee injury
- Scored four points off the bench, pulling down six rebounds in opener vs. La Tech (Nov. 11)
- Collected three rebounds, with a block and a steal in eight minutes off the bench vs. Holy Cross (Nov. 13)
- Recorded two points and three rebounds off the bench in win vs. SC State (Nov. 18)
- Had two rebounds in three minutes of action in win vs. Vermont (Dec. 1)
- Played four minutes off the bench and logged an assist and a steal in win at USF (Dec. 17)
- Made SEC debut in win at Tennessee (Jan. 11) and saw three minutes of action off the bench at the end of the first half
- Had two points in blowout win vs. Auburn (Jan. 24)
- Scored four points in three minutes at LSU (Feb. 1)

TUT'S SEASON HIGHS

Points

4, twice, last at LSU (Feb. 1, 2017)

Field Goals

2, twice, last at LSU (Feb. 1, 2017)

Field Goal Attempts

5, vs. La Tech (Nov. 11, 2016)

3-Point Field Goals

-

3-Point Field Goal Attempts

1, vs. La Tech (Nov. 11, 2016)

Free Throws

-

Free Throw Attempts

-

Rebounds

6, vs. La Tech (Nov. 11, 2016)

Assists

1, twice, last at USF (Dec. 17, 2016)

Blocks

1, 3x, last vs. Lander (Dec. 27, 2016)

Steals

1, twice, last at USF (Dec. 17, 2016)

Minutes

19, vs. La Tech (Nov. 11, 2016)

2016-17

Opponent	Date	GS	Min	FG-FGA	Pct	3FG-FGA	Pct	FFFTA	Pct	Off	Def	Tot	Avg	PF	FO	A	TO	Blk	Stl	Pts	Avg
Louisiana Tech	11/11/16	19	2-5	.400	0-1	.000	0-0	.000	2	4	6	6.0	0	0	1	0	1	1	4	4.0	
Holy Cross	11/13/16	8	0-0	.000	0-0	.000	0-0	.000	0	3	3	4.5	0	0	0	0	1	1	0	2.0	
Monmouth	11/15/16	-	-	-	-	-	-	-DNP - Coaches Decision	-	-	-	-	-	-	-	-	-	-	-	-	
SC State	11/18/16	7	1-2	.500	0-0	.000	0-0	.000	1	2	3	4.0	0	0	0	0	0	0	2	2.0	
Michigan	11/23/16	1	0-0	.000	0-0	.000	0-0	.000	0	0	0	3.0	0	0	0	0	0	0	0	1.5	
vs. Syracuse	11/26/16	-	-	-	-	-	-	-DNP - Coaches Decision	-	-	-	-	-	-	-	-	-	-	-	-	
Vermont	12/1/16	3	0-1	.000	0-0	.000	0-0	.000	0	2	2	2.8	0	0	0	0	0	0	0	1.2	
FIU	12/4/16	-	-	-	-	-	-	-DNP - Coaches Decision	-	-	-	-	-	-	-	-	-	-	-	-	
vs. Seton Hall	12/12/16	-	-	-	-	-	-	-DNP - Coaches Decision	-	-	-	-	-	-	-	-	-	-	-	-	
at USF	12/17/16	4	0-1	.000	0-0	.000	0-0	.000	0	0	0	2.3	1	0	1	0	0	1	0	1.0	
Clemson	12/21/16	-	-	-	-	-	-	-DNP - Coaches Decision	-	-	-	-	-	-	-	-	-	-	-	-	
Lander	12/27/16	3	0-0	.000	0-0	.000	0-0	.000	1	0	1	2.1	0	0	0	0	1	0	0	0.9	
at Memphis	12/30/16	-	-	-	-	-	-	-DNP - Coaches Decision	-	-	-	-	-	-	-	-	-	-	-	-	
at Georgia	1/4/17	-	-	-	-	-	-	-DNP - Coaches Decision	-	-	-	-	-	-	-	-	-	-	-	-	
Texas A&M	1/7/17	-	-	-	-	-	-	-DNP - Coaches Decision	-	-	-	-	-	-	-	-	-	-	-	-	
at Tennessee	1/11/17	3	0-0	.000	0-0	.000	0-0	.000	0	0	0	1.9	0	0	0	0	0	0	0	0.8	
Ole Miss	1/14/17	5	0-0	.000	0-0	.000	0-0	.000	0	0	0	1.7	1	0	1	0	0	0	0	0.7	
Florida	1/18/17	-	-	-	-	-	-	-DNP - Coaches Decision	-	-	-	-	-	-	-	-	-	-	-	-	
at Kentucky	1/21/17	-	-	-	-	-	-	-DNP - Coaches Decision	-	-	-	-	-	-	-	-	-	-	-	-	
Auburn	1/24/17	4	1-3	.333	0-0	.000	0-0	.000	0	0	0	1.5	1	0	0	0	0	0	2	0.8	
at Missouri	1/28/17	-	-	-	-	-	-	-DNP - Coaches Decision	-	-	-	-	-	-	-	-	-	-	-	-	
at LSU	2/1/17	3	2-3	.667	0-0	.000	0-0	.000	0	0	0	1.4	0	0	0	0	0	0	4	1.1	
Georgia	2/4/17	-	-	-	-	-	-	-DNP - Coaches Decision	-	-	-	-	-	-	-	-	-	-	-	-	
Alabama	2/7/17	-	-	-	-	-	-	-DNP - Coaches Decision	-	-	-	-	-	-	-	-	-	-	-	-	
at Mississippi State	2/11/17	-	-	-	-	-	-	-DNP - Coaches Decision	-	-	-	-	-	-	-	-	-	-	-	-	
Arkansas	2/15/17	-	-	-	-	-	-	-DNP - Coaches Decision	-	-	-	-	-	-	-	-	-	-	-	-	
at Vanderbilt	2/18/17	-	-	-	-	-	-	-DNP - Coaches Decision	-	-	-	-	-	-	-	-	-	-	-	-	
at Florida	2/21/17	-	-	-	-	-	-	-DNP - Coaches Decision	-	-	-	-	-	-	-	-	-	-	-	-	
Tennessee	2/25/17	1	0-0	.000	0-0	.000	0-0	.000	0	0	0	1.3	0	0	0	0	0	0	0	1.0	
Mississippi State	2/28/17	-	-	-	-	-	-	-DNP - Coaches Decision	-	-	-	-	-	-	-	-	-	-	-	-	
at Ole Miss	3/4/17	-	-	-	-	-	-	-	-	-	-	-	-	-	-	-	-	-	-	-	
vs. SEC Tournament	TBD	-	-	-	-	-	-	-	-	-	-	-	-	-	-	-	-	-	-	-	
vs. NCAA Tournament	TBD	-	-	-	-	-	-	-	-	-	-	-	-	-	-	-	-	-	-	-	

CAREER STATISTICS

Season	GP-GS	Min	Avg	FG	FGA	Pct	3FG	3FGA	Pct	FT	FTA	Pct	Off	Def	Tot	Avg	PF	FO	Ast	TO	Blk	Stl	Pts	Avg
2016-17	12-0	61	5.1	6	15	.400	0	1	.000	0	0	.000	4	11	15	1.3	3	0	2	1	3	3	12	1.0

CAREER SEC STATISTICS

Season	GP-GS	Min	Avg	FG	FGA	Pct	3FG	3FGA	Pct	FT	FTA	Pct	Off	Def	Tot	Avg	PF	FO	Ast	TO	Blk	Stl	Pts	Avg
2017	5-0	16	3.2	3	6	.500	0	0	.000	0	0	.000	0	0	0	0.0	2	0	0	1	0	0	6	1.2



#1 KORY HOLDEN

JUNIOR | GUARD | 6'1" | 181 | 2 LETTERS

SALISBURY, MD./DELAWARE

SEASON NOTABLES

- Transferred from Delaware in the offseason, and is not eligible to play in 2016-17 due to NCAA transfer rules

HOLDEN'S CAREER HIGHS

Points

-

Field Goals

-

Field Goal Attempts

-

3-Point Field Goals

-

3-Point Field Goal Attempts

-

Free Throws

-

Free Throw Attempts

-

Rebounds

-

Assists

-

Blocks

-

Steals

-

Minutes

-

CAREER STATISTICS (AT DELAWARE)

Season	GP-GS	Min	Avg	FG	FGA	Pct	3FG	3FGA	Pct	FT	FTA	Pct	Off	Def	Tot	Avg	PF	FO	Ast	TO	Blk	Stl	Pts	Avg
2014-15	29-28	990	34.1	117	296	.395	24	64	.375	102	135	.756	16	74	90	3.1	58	2	144	95	4	16	360	12.4
2015-16	30-27	1088	36.3	181	459	.394	69	178	.388	101	127	.795	16	75	91	3.0	62	0	126	88	2	12	532	17.7
Totals	59-55	2078	35.2	298	755	.395	93	242	.384	205	262	.782	32	149	181	3.1	120	2	270	183	6	28	892	15.1



#5 TEMARCUS BLANTON

R-SOPHOMORE | GUARD | 6'5" | 206 | 1 LETTER

LOCUST GROVE, GA./LUELLA

SEASON NOTABLES

- Scored eight points in 13 minutes in the exhibition win vs. Newberry
- Hit a 3 off the bench in win vs. Holy Cross (Nov. 13), for his first points of the season
- Four points and four rebounds in OT win over Monmouth (Nov. 15)
- Tallied two points in four minutes in win vs. No. 18/16 Syracuse (Nov. 26)
- Played two minutes in win at Georgia (Jan. 4), was his first game action after missing seven straight contests with a groin injury
- Posted a new career-high for minutes (11) in win at Tennessee (Jan. 11), had a steal, an assist and a rebound
- Pulled down three rebounds in seven minutes in win vs. Ole Miss (Jan. 14)
- Scored career-high 12 points in just nine minutes off the bench in loss at No. 5/5 Kentucky (Jan. 21), went 5-for-6 from the field and 2-2 from the 3-point line
- Grabbed four rebounds to match a career-high in blowout win vs. Auburn (Jan. 24)
- Played career-high 18 minutes in win at Mizzou (Jan. 28)

BLANTON'S CAREER HIGHS

Points

Career 12, at Kentucky (Jan. 21, 2017)
 Season 12, at Kentucky (Jan. 21, 2017)

Field Goals

Career 5, at Kentucky (Jan. 21, 2017)
 Season 5, at Kentucky (Jan. 21, 2017)

Field Goal Attempts

Career 6, at Kentucky (Jan. 21, 2017)
 Season 6, at Kentucky (Jan. 21, 2017)

3-Point Field Goals

Career 2, twice, last at Kentucky (Jan. 21, 2017)
 Season 2, at Kentucky (Jan. 21, 2017)

3-Point Field Goal Attempts

Career 2, 5x, last at Missouri (Jan. 28, 2017)
 Season 2, 4x, last at Missouri (Jan. 28, 2017)

Free Throws

Career 2, twice, last vs. Francis Marion (Dec. 30, 2015)
 Season 1, vs. Monmouth (Nov. 15, 2016)

Free Throw Attempts

Career 2, 3x, last vs. Monmouth (Nov. 15, 2016)
 Season 2, vs. Monmouth (Nov. 15, 2016)

Rebounds

Career 4, twice, last vs. Auburn (Jan. 24, 2017)
 Season 4, twice, last vs. Auburn (Jan. 24, 2017)

Assists

Career 1, 4x, last at Missouri (Jan. 28, 2017)
 Season 1, twice, last at Missouri (Jan. 28, 2017)

Blocks

Career -
 Season -

Steals

Career 1, 8x, last at LSU (Feb. 1, 2017)
 Season 1, 6x, last at LSU (Feb. 1, 2017)

Minutes Played

Career 18, at Missouri (Jan. 28, 2017)
 Season 18, at Missouri (Jan. 28, 2017)

SUPERLATIVES

	Season	Career
Double-figure scoring	1	1

2016-17

Opponent	Date	GS	Min	FG-FGA	Pct	3FG-3FGA	Pct	FT-FTA	Pct	Off	Def	Tot	Avg	PF	FO	A	TO	Blk	Stl	Pts	Avg
Louisiana Tech	11/11/16	-	-	-	-	-	-	-	-	-	-	-	-	-	-	-	-	-	-	-	-
Holy Cross	11/13/16	3	1-1	1.000	1-1	1.000	0-0	.000	0	1	1	1.0	0	0	0	0	0	0	0	3	3.0
Monmouth	11/15/16	7	1-3	.333	1-2	.500	1-2	.500	1	3	4	2.5	0	0	0	1	0	0	0	4	3.5
SC State	11/18/16	-	-	-	-	-	-	-	-	-	-	-	-	-	-	-	-	-	-	-	-
Michigan	11/23/16	-	-	-	-	-	-	-	-	-	-	-	-	-	-	-	-	-	-	-	-
vs. Syracuse	11/26/16	4	1-1	1.000	0-0	.000	0-0	.000	0	0	0	1.7	0	0	0	0	0	0	0	2	3.0
Vermont	12/1/16	-	-	-	-	-	-	-	-	-	-	-	-	-	-	-	-	-	-	-	-
FIU	12/4/16	-	-	-	-	-	-	-	-	-	-	-	-	-	-	-	-	-	-	-	-
vs. Seton Hall	12/12/16	-	-	-	-	-	-	-	-	-	-	-	-	-	-	-	-	-	-	-	-
at USF	12/17/16	-	-	-	-	-	-	-	-	-	-	-	-	-	-	-	-	-	-	-	-
Clemson	12/21/16	-	-	-	-	-	-	-	-	-	-	-	-	-	-	-	-	-	-	-	-
Lander	12/27/16	-	-	-	-	-	-	-	-	-	-	-	-	-	-	-	-	-	-	-	-
at Memphis	12/30/16	-	-	-	-	-	-	-	-	-	-	-	-	-	-	-	-	-	-	-	-
at Georgia	1/4/17	2	0-0	.000	0-0	.000	0-0	.000	0	0	0	1.3	1	0	0	0	0	0	0	0	2.3
Texas A&M	1/7/17	4	0-0	.000	0-0	.000	0-0	.000	0	0	0	1.0	0	0	0	1	0	0	0	0	1.8
at Tennessee	1/11/17	11	0-2	.000	0-0	.000	0-0	.000	1	0	1	1.0	3	0	1	0	0	0	1	11	1.5
Ole Miss	1/14/17	7	0-1	.000	0-0	.000	0-0	.000	0	3	3	1.3	0	0	0	1	0	0	1	0	1.3
Florida	1/18/17	2	0-0	.000	0-0	.000	0-0	.000	0	0	0	1.1	0	0	0	0	0	0	0	0	1.1
at Kentucky	1/21/17	9	5-6	.833	2-2	1.000	0-0	.000	1	0	1	1.1	0	0	0	0	0	0	1	12	2.3
Auburn	1/24/17	11	0-2	.000	0-2	.000	1-4	.250	3	1	4	1.4	1	0	0	0	0	0	1	1	2.2
at Missouri	1/28/17	18	1-3	.333	0-2	.000	0-0	.000	0	2	2	1.5	2	0	1	1	0	0	1	2	2.2
at LSU	2/1/17	10	0-0	.000	0-0	.000	0-0	.000	1	1	2	1.5	2	0	0	0	0	0	1	0	2.0
Georgia	2/4/17	2	0-0	.000	0-0	.000	0-0	.000	0	0	0	1.4	0	0	0	0	0	0	0	0	1.8
Alabama	2/7/17	12	0-2	.000	0-2	.000	2-2	1.000	1	2	3	1.5	0	0	0	0	0	0	0	2	1.9
at Mississippi State	2/11/17	4	0-1	.000	0-1	.000	0-0	.000	0	0	0	1.4	0	0	0	0	0	0	0	0	1.7
Arkansas	2/15/17	6	0-1	.000	0-0	.000	0-0	.000	0	0	0	1.3	0	0	0	0	0	0	0	0	1.6
at Vanderbilt	2/18/17	5	0-1	.000	0-0	.000	0-0	.000	0	1	1	1.3	0	0	0	1	0	0	0	0	1.5
at Florida	2/21/17	2	1-1	1.000	0-0	.000	0-0	.000	0	0	0	1.2	0	0	0	0	0	0	0	2	1.6
Tennessee	2/25/17	-	-	-	-	-	-	-	-	-	-	-	-	-	-	-	-	-	-	-	-
Mississippi State	2/28/17	-	-	-	-	-	-	-	-	-	-	-	-	-	-	-	-	-	-	-	-
at Ole Miss	3/4/17	-	-	-	-	-	-	-	-	-	-	-	-	-	-	-	-	-	-	-	-
vs. SEC Tournament	TBD	-	-	-	-	-	-	-	-	-	-	-	-	-	-	-	-	-	-	-	-
vs. NCAA Tournament	TBD	-	-	-	-	-	-	-	-	-	-	-	-	-	-	-	-	-	-	-	-

CAREER STATISTICS

Season	GP-GS	Min	Avg	FG	FGA	Pct	3FG	3FGA	Pct	FT	FTA	Pct	Off	Def	Tot	Avg	PF	FO	Ast	TO	Blk	Stl	Pts	Avg
2015-16	8-0	32	4.0	3	8	.375	2	4	.500	4	4	1.000	2	3	5	0.6	4	0	2	1	0	2	12	1.5
2016-17	18-0	119	6.6	10	25	.400	4	12	.333	4	8	.500	8	14	22	1.2	9	0	2	5	0	6	28	1.6
Totals	26-0	151	5.8	13	33	.394	6	16	.375	8	12	.667	10	17	27	1.0	13	0	4	6	0	8	40	1.5

CAREER SEC STATISTICS

Season	GP-GS	Min	Avg	FG	FGA	Pct	3FG	3FGA	Pct	FT	FTA	Pct	Off	Def	Tot	Avg	PF	FO	Ast	TO	Blk	Stl	Pts	Avg
2016	1-0	3	3.0	1	1	1.000	0	0	.000	0	0	.000	0	0	0	0.0	0	0	0	0	0	0	2	2.0
2017	15-0	105	7.0	7	20	.350	2	9	.222	3	6	.500	7	10	17	1.1	9	0	2	4	0	6	19	1.3
Totals	16-0	108	6.8	8	21	.381	2	9	.222	3	6	.500	7	10	17	1.1	9	0	2	4	0	6	21	1.3



#2 HASSANI GRAVETT

R-SOPHOMORE | GUARD | 6'1" | 183 | TRANSFER

VILLA RICA, GA./ALEXANDER/PENSACOLA STATE COLLEGE

SEASON NOTABLES

- Scored four points with three assists in the exhibition win vs. Newberry
- High scorer off the bench with seven points, adding a pair of assists in 24 minutes vs. La Tech in season opener (Nov. 11)
- Scored four points, dishing four assists with a steal in win vs. Holy Cross (Nov. 13)
- Collected one steal and one assist in OT win vs. Monmouth (Nov. 15)
- Had new career-high eight points in 16 minutes off bench vs. SC State (Nov. 18), also had an assist and two rebounds
- Led all bench players with 29 minutes (career-high) played in win vs. No. 25/24 Michigan, tallied two points, four rebounds and four assists, which led team
- Recorded two points, three rebounds, two assists and two steals in victory vs. No. 18/16 Syracuse (Nov. 26), his 21 minutes played off the bench led all reserves
- Scored two points in 10 minutes in win vs. Vermont (Dec. 1)
- Played 24 minutes in win vs. FIU (Dec. 4), logging one point, three rebounds and two assists
- Dropped 11 points (3-of-6) for first career game in double figures in loss vs. Seton Hall (Dec. 12) at Madison Square Garden, also had three rebounds and a steal in 28 minutes off bench
- Saw 18 minutes of action off the bench, logging two points and a steal in loss vs. Clemson (Dec. 21)
- Dished a team high five assists, adding six points in win over Lander (Dec. 27)
- Scored eight points, matching season-high with two made 3s at Memphis (Dec. 30)
- Logged new career-high with 12 points in 19 minutes off the bench in win at Tennessee (Jan. 11)
- Went 3-for-4 and scored seven points in loss at No. 5/5 Kentucky (Jan. 21)
- Made first career start in win vs. Tennessee (Feb. 25), had four points, three assists and a steal in 22 minutes

GRAVETT'S SEASON HIGHS

Points

12, at Tennessee (Jan. 11, 2017)

Field Goals

4, at Tennessee (Jan. 11, 2017)

Field Goal Attempts

8, at Tennessee (Jan. 11, 2017)

3-Point Field Goals

2, 4x, last at Tennessee (Jan. 11, 2017)

3-Point Field Goal Attempts

5, vs. Seton Hall (Dec. 12, 2016)

Free Throws

4, vs. Tennessee (Feb. 25, 2017)

Free Throw Attempts

6, vs. Tennessee (Feb. 25, 2017)

Rebounds

4, vs. Michigan (Nov. 23, 2016)

Assists

5, vs. Lander (Dec. 27, 2016)

Blocks

1, vs. Lander (Dec. 27, 2016)

Steals

2, vs. Syracuse (Nov. 26, 2016)

Minutes

29, twice, last vs. Alabama (Feb. 7, 2017)

SUPERLATIVES

	Season	Career
Double-figure scoring	2	2
5+ assists	1	1
Team high assists*	3	3
Team high steals*	1	1

* led or shared team lead

2016-17

Opponent	Date	GS	Min	FG-FGA	Pct	3FG-3FGA	Pct	FT-FTA	Pct	Off	Def	Tot	Avg	PF	FO	A	TO	Blk	Stl	Pts	Avg
Louisiana Tech	11/11/16	24	3-7	.429	1-2	.500	0-2	.000	2	1	3	3.0	0	0	2	1	0	0	7	7.0	
Holy Cross	11/13/16	17	2-6	.333	0-3	.000	0-0	.000	0	2	2	2.5	2	0	4	3	0	1	4	5.5	
Monmouth	11/15/16	18	0-3	.000	0-0	.000	0-2	.000	0	2	2	2.3	2	0	1	3	0	1	0	3.7	
SC State	11/18/16	16	3-6	.500	2-4	.500	0-0	.000	0	2	2	2.3	2	0	1	0	0	0	8	4.8	
Michigan	11/23/16	29	1-6	.167	0-3	.000	0-0	.000	2	2	4	2.6	2	0	4	1	0	0	2	4.2	
vs. Syracuse	11/26/16	21	1-4	.250	0-2	.000	0-0	.000	0	3	3	2.7	1	0	2	1	0	2	2	3.8	
Vermont	12/1/16	10	1-2	.500	0-0	.000	0-0	.000	0	0	0	2.3	0	0	0	2	0	0	2	3.6	
FIU	12/4/16	24	0-5	.000	0-3	.000	1-2	.500	0	3	3	2.4	3	0	2	1	0	0	1	3.3	
vs. Seton Hall	12/12/16	28	3-6	.500	2-5	.400	3-4	.750	0	3	3	2.4	4	0	0	3	0	1	11	4.1	
at USF	12/17/16	-	-	-	-	-	-	-	-	-	-	-	-	-	-	-	-	-	-	-	
Clemson	12/21/16	18	1-4	.250	0-2	.000	0-0	.000	0	0	0	2.2	1	0	0	1	0	1	2	3.9	
Lander	12/27/16	24	2-6	.333	0-3	.000	2-2	1.000	0	2	2	2.2	1	0	5	1	1	1	6	4.1	
at Memphis	12/30/16	25	2-4	.500	2-3	.667	2-2	1.000	1	0	1	2.1	5	1	2	1	0	0	8	4.4	
at Georgia	1/4/17	13	1-2	.500	1-2	.500	3-4	.750	1	0	1	2.0	1	0	1	1	0	0	6	4.5	
Texas A&M	1/7/17	13	0-3	.000	0-2	.000	0-0	.000	0	0	0	1.9	0	0	1	1	0	0	0	4.2	
at Tennessee	1/11/17	19	4-8	.500	2-4	.500	2-2	1.000	1	1	2	1.9	1	0	1	3	0	0	12	4.7	
Ole Miss	1/14/17	18	0-2	.000	0-1	.000	0-0	.000	0	0	0	1.8	1	0	2	2	0	0	0	4.4	
Florida	1/18/17	-	-	-	-	-	-	-	-	-	-	-	-	-	-	-	-	-	-	-	
at Kentucky	1/21/17	12	3-4	.750	1-1	1.000	0-0	.000	0	1	1	1.7	4	0	0	1	0	1	7	4.6	
Auburn	1/24/17	22	1-6	.167	1-3	.333	1-2	.500	0	1	1	1.7	2	0	2	1	0	1	4	4.6	
at Missouri	1/28/17	9	1-3	.666	0-1	.000	2-2	1.000	1	0	1	1.6	2	0	0	1	0	1	4	4.5	
at LSU	2/1/17	12	1-5	.200	0-2	.000	0-0	.000	1	0	1	1.6	2	0	0	1	0	1	2	4.4	
Georgia	2/4/17	14	0-1	.000	0-1	.000	0-0	.000	1	2	3	1.7	0	0	2	1	0	0	0	4.2	
Alabama	2/7/17	29	0-2	.000	0-1	.000	0-0	.000	0	1	1	1.6	1	0	1	0	0	1	0	4.0	
at Mississippi State	2/11/17	15	1-2	.500	1-2	.500	0-0	.000	0	0	0	1.6	0	0	0	0	0	0	3	4.0	
Arkansas	2/15/17	14	0-3	.000	0-2	.000	0-0	.000	0	1	1	1.5	1	0	2	0	0	0	0	3.8	
at Vanderbilt	2/18/17	8	1-2	.500	0-0	.000	0-0	.000	1	1	2	1.6	2	0	1	0	0	0	2	3.7	
at Florida	2/21/17	8	0-1	.000	0-1	.000	0-0	.000	1	0	1	1.5	0	0	0	1	0	0	0	3.6	
Tennessee	2/25/17	*	22	0-5	.000	0-2	.000	0-0	.000	0	2	2	1.6	2	0	3	1	0	1	4	3.6
Mississippi State	2/28/17	19	1-3	.333	0-2	.000	0-0	.000	0	2	2	1.6	0	0	1	2	0	0	2	3.5	
at Ole Miss	3/4/17																				
vs. SEC Tournament	TBD																				
vs. NCAA Tournament	TBD																				

CAREER STATISTICS

Season	GP-GS	Min	Avg	FG	FGA	Pct	3FG	3FGA	Pct	FT	FTA	Pct	Off	Def	Tot	Avg	PF	FO	Ast	TO	Blk	Stl	Pts	Avg
2016-17	28-1	501	17.9	33	111	.297	13	57	.228	20	30	.667	12	32	44	1.6	42	1	40	34	1	13	99	3.5

CAREER SEC STATISTICS

Season	GP-GS	Min	Avg	FG	FGA	Pct	3FG	3FGA	Pct	FT	FTA	Pct	Off	Def	Tot	Avg	PF	FO	Ast	TO	Blk	Stl	Pts	Avg
2017	16-1	247	15.4	14	52	.269	6	27	.222	12	16	.750	7	12	19	1.2	19	0	17	16	0	6	46	2.9



#15 PJ DOZIER

SOPHOMORE | GUARD | 6'6" | 205 | 1 LETTER

COLUMBIA, S.C./SPRING VALLEY

DOZIER'S CAREER HIGHS

Points

Career 26, vs. Clemson (Dec. 21, 2016)
Season 26, vs. Clemson (Dec. 21, 2016)

Field Goals

Career 10, vs. Clemson (Dec. 21, 2016)
Season 10, vs. Clemson (Dec. 21, 2016)

Field Goal Attempts

Career 24, vs. Alabama (Feb. 7, 2017)
Season 24, vs. Alabama (Feb. 7, 2017)

3-Point Field Goals

Career 3, 4x, last vs. Alabama (Feb. 7, 2017)
Season 3, 4x, last vs. Alabama (Feb. 7, 2017)

3-Point Field Goal Attempts

Career 8, vs. Alabama (Feb. 7, 2017)
Season 8, vs. Alabama (Feb. 7, 2017)

Free Throws

Career 10, vs. Drexel (Dec. 15, 2015)
Season 6, twice, last vs. Georgia (Feb. 4, 2017)

Free Throw Attempts

Career 16, vs. Drexel (Dec. 15, 2015)
Season 12, vs. Georgia (Feb. 4, 2017)

Rebounds

Career 10, vs. Syracuse (Nov. 26, 2016)
Season 10, vs. Syracuse (Nov. 26, 2016)

Assists

Career 6, twice, last vs. Arkansas (Feb. 15, 2017)
Season 6, twice, last vs. Arkansas (Feb. 15, 2017)

Blocks

Career 2, twice, last vs. Clemson (Dec. 21, 2016)
Season 2, vs. Clemson (Dec. 21, 2016)

Steals

Career 5, vs. Francis Marion (Dec. 30, 2015)
Season 4, 3x, last vs. Alabama (Feb. 7, 2017)

Minutes Played

Career 54, vs. Alabama (Feb. 7, 2017)
Season 54, vs. Alabama (Feb. 7, 2017)

SUPERLATIVES

	Season	Career
Double-figure scoring	18	27
20+ points	8	8
5+ assists	6	9
3+ steals	8	12
Team high scoring*	10	11
Team high assists*	15	21
Team high steals*	13	23

* led or shared team lead

SEASON NOTABLES

- Hit the game-winning jumper as time expired in overtime victory over Monmouth (Nov. 15), didn't score in regulation vs. the Hawks, but scored six of Carolina's 10 points in OT to help secure win
- Had two rebounds, two steals and one block in 17 minutes played in win vs. Michigan (Nov. 23), foul trouble limited his minutes, helped hold Wolverine leading-scorer Zak Irvin to just five points (2-of-13 shooting)
- Posted the first double-double of his career with 15 points and 10 rebounds in win vs. No. 18/16 Syracuse (Nov. 26), also had three steals and one assist in 29 minutes played
- Led all scorers with 21 points on 9-of-15 shooting in win vs. Vermont (Dec. 1), went 3-for-5 from behind the arc, also had six boards, three steals and one assists in 32 minutes played (career-high)
- Had second-straight 20-point game after going 7-for-13 from the field and 2-for-4 from 3 in win vs. FIU (Dec. 4), tied for team lead with seven rebounds and four steals, also had three assists in just 22 minutes played
- Tallied third-straight 20-point performance after leading team with 20 points in loss vs. Seton Hall (Dec. 12) at Madison Square Garden, posted five rebounds, three assists and two steals in 34 minutes, recorded career-highs for minutes (34) and field goal attempts (19)
- Despite foul trouble, scored 23 points in win at USF (Dec. 17), led team with three steals and tied for the team lead with five assists, also had four rebounds, game marked his fourth-straight contest with 20-plus points
- Posted his fifth-straight 20-point game in loss vs. Clemson (Dec. 21) after leading all scorers with a new career-high 26 points (10-for-22), tied for team lead with eight rebounds and led team with five assists, four steals and two blocks in 34 minutes
- Had 24 points to lead all scorers in win at Georgia (Jan. 4), also had seven rebounds and led team with five assists
- Tied for team lead with 16 points (15 in the first half) in win vs. Ole Miss (Jan. 14), also had five rebounds and three assists
- Scored 10 points in win vs. No. 19/21 Florida (Jan. 18), logged season-highs for free throws (6) and free throw attempts (9)
- Tied for team lead with 17 points in win at LSU (Feb. 1), also had team-high four assists and pulled down six rebounds
- Logged 21 points to lead team in win vs. Georgia (Feb. 4), also had three rebounds, three assists and two steals in 36 minutes
- Played career-high 54 minutes and scored 21 points for the second-straight game in four OT loss vs. Alabama (Feb. 7), also tallied five rebounds and matched season-high with four steals
- Tied career high with six assists in loss vs. Arkansas (Feb. 15)
- Tallied 15 points and led the team with seven rebounds in loss at Vanderbilt (Feb. 18)
- Scored game-high 19 points in win vs. Tennessee (Feb. 25), gathered five rebounds and a team-high four assists in 30 minutes
- Had nine points, nine rebounds and led the team with three steals in Senior Night win vs. Mississippi State

2016-17

Opponent	Date	GS	Min	FG-FGA	Pct	3FG-3FGA	Pct	FT-FTA	Pct	Off	Def	Tot	Avg	PF	FO	A	TO	Blk	Stl	Pts	Avg
Louisiana Tech	11/11/16	*	30	5-9	.556	2-3	.667	5-6	.833	0	4	4	4.0	3	0	2	2	0	2	17	17.0
Holy Cross	11/13/16	*	28	4-7	.571	3-6	.500	4-4	1.000	0	3	3	3.5	3	0	5	2	0	1	15	16.0
Monmouth	11/15/16	*	30	3-10	.300	0-2	.000	0-0	.000	0	2	2	2.0	2	0	2	3	0	1	6	12.7
SC State	11/18/16	*	21	2-7	.286	2-4	.500	2-2	1.000	0	2	2	2.8	1	0	6	1	0	3	8	11.5
Michigan	11/23/16	*	17	0-5	.000	0-1	.000	0-0	.000	1	1	2	2.6	4	0	0	3	1	2	0	9.2
vs. Syracuse	11/26/16	*	29	7-16	.438	1-4	.250	0-0	.000	2	8	10	3.8	3	0	1	3	0	3	15	10.2
Vermont	12/1/16	*	32	9-15	.600	3-5	.600	0-1	.000	1	5	6	4.1	3	0	1	3	0	3	21	11.7
FIU	12/4/16	*	22	7-13	.538	2-4	.500	4-6	.667	1	6	7	4.8	2	0	3	0	0	4	20	12.8
vs. Seton Hall	12/12/16	*	34	9-19	.474	1-5	.200	1-3	.333	0	5	5	4.6	2	0	3	2	0	2	20	13.6
at USF	12/17/16	*	28	9-18	.500	2-4	.500	3-5	.600	1	4	5	4.6	4	0	5	2	0	3	23	14.5
Clemson	12/21/16	*	34	10-22	.455	2-5	.400	4-5	.800	3	5	8	4.9	2	0	5	4	2	4	26	15.5
Lander	12/27/16	*	25	6-9	.667	3-4	.750	0-0	.000	1	2	3	4.8	3	0	3	0	0	2	15	15.5
at Memphis	12/30/16	*	24	5-16	.312	2-5	.400	1-2	.500	1	4	5	4.8	5	1	2	2	0	1	13	15.3
at Georgia	1/4/17	*	33	9-17	.529	2-5	.400	4-4	1.000	0	7	7	4.9	1	0	5	2	0	1	24	15.9
Texas A&M	1/7/17	*	26	3-12	.250	1-5	.200	1-2	.500	2	2	4	4.9	4	0	4	1	0	2	8	15.4
at Tennessee	1/11/17	*	19	2-10	.200	1-1	1.000	1-1	1.000	1	3	4	4.8	5	1	2	6	0	1	6	14.8
Ole Miss	1/14/17	*	27	4-9	.444	1-5	.200	7-10	.700	2	3	5	4.8	0	0	3	2	0	0	16	14.9
Florida	1/18/17	*	30	2-9	.222	0-3	.000	6-9	.667	0	2	2	4.7	4	0	0	1	1	0	10	14.6
at Kentucky	1/21/17	-	-	-	-	-	-	-	-	-	-	-	-	-	-	-	-	-	-	-	-
Auburn	1/24/17	*	11	1-5	.200	0-0	.000	0-0	.000	0	0	0	4.4	3	0	4	1	0	0	2	13.9
at Missouri	1/28/17	*	23	3-13	.231	1-4	.250	0-2	.000	2	3	5	4.5	3	0	0	3	1	0	7	13.6
at LSU	2/1/17	*	29	6-12	.500	1-5	.200	4-5	.800	0	6	6	4.5	3	0	4	1	0	1	17	13.8
Georgia	2/4/17	*	36	7-14	.500	1-3	.333	6-12	.500	0	3	3	4.5	1	0	0	3	0	1	21	14.1
Alabama	2/7/17	*	54	8-24	.333	3-8	.375	2-6	.333	1	4	5	4.5	5	1	2	3	0	4	21	14.4
at Mississippi State	2/11/17	*	27	2-10	.200	0-2	.000	0-2	.000	0	4	4	4.5	3	0	3	1	0	1	4	14.0
Arkansas	2/15/17	*	24	4-12	.333	1-5	.200	0-0	.000	0	3	3	4.4	4	0	6	4	0	0	9	13.8
at Vanderbilt	2/18/17	*	32	7-15	.467	1-3	.333	0-5	.000	2	5	7	4.5	2	0	1	3	0	0	15	13.8
at Florida	2/21/17	*	31	4-16	.250	0-4	.000	0-0	.000	1	3	4	4.5	3	0	3	2	0	2	8	13.6
Tennessee	2/25/17	*	30	7-15	.467	0-3	.000	5-9	.556	3	2	5	4.5	3	0	4	2	1	1	19	13.8
Mississippi State	2/28/17	*	36	3-15	.200	1-7	.143	2-5	.400	3	6	9	4.7	1	0	1	2	0	3	9	13.6
at Ole Miss	3/4/17																				
vs. SEC Tournament	TBD																				
vs. NCAA Tournament	TBD																				

CAREER STATISTICS

Season	GP-GS	Min	Avg	FG	FGA	Pct	3FG	3FGA	Pct	FT	FTA	Pct	Off	Def	Tot	Avg	PF	FO	Ast	TO	Blk	Stl	Pts	Avg
2015-16	34-28	647	19.0	91	239	.381	10	47	.213	37	68	.544	27	74	101	3.0	84	1	70	90	13	34	229	6.7
2016-17	29-29	822	28.3	148	374	.396	37	115	.322	62	106	.585	28	107	135	4.7	82	3	83	61	7	49	395	13.6
Totals	63-57	1469	23.3	239	613	.390	47	162	.290	99	174	.569	55	181	236	3.7	166	4	153	151	20	83	624	9.9

CAREER SEC STATISTICS

Season	GP-GS	Min	Avg	FG	FGA	Pct	3FG	3FGA	Pct	FT	FTA	Pct	Off	Def	Tot	Avg	PF	FO	Ast	TO	Blk	Stl	Pts	Avg
2016	18-14	332	18.4	42	121	.347	1	21	.048	18	30	.600	16	33	49	2.7	48	1	40	56	5	12	103	5.7
2017	16-16	468	29.3	72	208	.346	14	63	.222	38	72	.528	17	56	73	4.6	45	2	45	34	4	18	196	12.3
Totals	34-30	800	23.5	114	329	.347	15	84	.179	56	102	.549	33	89	122	3.6	93	3	85	90	9	30	299	8.8



#21 JOHN RAGIN

SOPHOMORE | GUARD | 6'2" | 177 | 1 LETTER

EASTOVER, S.C./CARDINAL NEWMAN

SEASON NOTABLES

.

RAGIN'S CAREER HIGHS

Points

Career 2, vs. Francis Marion (Dec. 30, 2015)

Season

Field Goals

Career 1, vs. Francis Marion (Dec. 30, 2015)

Season

Field Goal Attempts

Career 1, 3x, last vs. Francis Marion (Dec. 30, 2015)

Season

3-Point Field Goals

Career -

Season

3-Point Field Goal Attempts

Career 1, vs. USF (Dec. 5, 2015)

Season

Free Throws

Career -

Season

Free Throw Attempts

Career -

Season

Rebounds

Career 1, vs. Western Carolina (Nov. 30, 2015)

Season

Assists

Career -

Season

Blocks

Career -

Season

Steals

Career -

Season

Minutes Played

Career 2, 4x, last at Alabama (Jan. 13, 2016)

Season

2016-17

Opponent	Date	GS	Min	FG-FGA	Pct	3FG-3FGA	Pct	FT-FTA	Pct	Off	Def	Tot	Avg	PF	FO	A	TO	Blk	Stl	Pts	Avg	
Louisiana Tech	11/11/16	-	-	-	-	-	-	-	-	-	-	-	-	-	-	-	-	-	-	-	-	-
Holy Cross	11/13/16	-	-	-	-	-	-	-	-	-	-	-	-	-	-	-	-	-	-	-	-	-
Monmouth	11/15/16	-	-	-	-	-	-	-	-	-	-	-	-	-	-	-	-	-	-	-	-	-
SC State	11/18/16	-	-	-	-	-	-	-	-	-	-	-	-	-	-	-	-	-	-	-	-	-
Michigan	11/23/16	-	-	-	-	-	-	-	-	-	-	-	-	-	-	-	-	-	-	-	-	-
vs. Syracuse	11/26/16	-	-	-	-	-	-	-	-	-	-	-	-	-	-	-	-	-	-	-	-	-
Vermont	12/1/16	-	-	-	-	-	-	-	-	-	-	-	-	-	-	-	-	-	-	-	-	-
FIU	12/4/16	-	-	-	-	-	-	-	-	-	-	-	-	-	-	-	-	-	-	-	-	-
vs. Seton Hall	12/12/16	-	-	-	-	-	-	-	-	-	-	-	-	-	-	-	-	-	-	-	-	-
at USF	12/17/16	-	-	-	-	-	-	-	-	-	-	-	-	-	-	-	-	-	-	-	-	-
Clemson	12/21/16	-	-	-	-	-	-	-	-	-	-	-	-	-	-	-	-	-	-	-	-	-
Lander	12/27/16	-	-	-	-	-	-	-	-	-	-	-	-	-	-	-	-	-	-	-	-	-
at Memphis	12/30/16	-	-	-	-	-	-	-	-	-	-	-	-	-	-	-	-	-	-	-	-	-
at Georgia	1/4/17	-	-	-	-	-	-	-	-	-	-	-	-	-	-	-	-	-	-	-	-	-
Texas A&M	1/7/17	-	-	-	-	-	-	-	-	-	-	-	-	-	-	-	-	-	-	-	-	-
at Tennessee	1/11/17	-	-	-	-	-	-	-	-	-	-	-	-	-	-	-	-	-	-	-	-	-
Ole Miss	1/14/17	-	-	-	-	-	-	-	-	-	-	-	-	-	-	-	-	-	-	-	-	-
Florida	1/18/17	-	-	-	-	-	-	-	-	-	-	-	-	-	-	-	-	-	-	-	-	-
at Kentucky	1/21/17	-	-	-	-	-	-	-	-	-	-	-	-	-	-	-	-	-	-	-	-	-
Auburn	1/24/17	-	-	-	-	-	-	-	-	-	-	-	-	-	-	-	-	-	-	-	-	-
at Missouri	1/28/17	-	-	-	-	-	-	-	-	-	-	-	-	-	-	-	-	-	-	-	-	-
at LSU	2/1/17	-	-	-	-	-	-	-	-	-	-	-	-	-	-	-	-	-	-	-	-	-
Georgia	2/4/17	-	-	-	-	-	-	-	-	-	-	-	-	-	-	-	-	-	-	-	-	-
Alabama	2/7/17	-	-	-	-	-	-	-	-	-	-	-	-	-	-	-	-	-	-	-	-	-
at Mississippi State	2/11/17	-	-	-	-	-	-	-	-	-	-	-	-	-	-	-	-	-	-	-	-	-
Arkansas	2/15/17	-	-	-	-	-	-	-	-	-	-	-	-	-	-	-	-	-	-	-	-	-
at Vanderbilt	2/18/17	-	-	-	-	-	-	-	-	-	-	-	-	-	-	-	-	-	-	-	-	-
at Florida	2/21/17	-	-	-	-	-	-	-	-	-	-	-	-	-	-	-	-	-	-	-	-	-
Tennessee	2/25/17	-	-	-	-	-	-	-	-	-	-	-	-	-	-	-	-	-	-	-	-	-
Mississippi State	2/28/17	-	-	-	-	-	-	-	-	-	-	-	-	-	-	-	-	-	-	-	-	-
at Ole Miss	3/4/17	-	-	-	-	-	-	-	-	-	-	-	-	-	-	-	-	-	-	-	-	-
vs. SEC Tournament	TBD	-	-	-	-	-	-	-	-	-	-	-	-	-	-	-	-	-	-	-	-	-
vs. NCAA Tournament	TBD	-	-	-	-	-	-	-	-	-	-	-	-	-	-	-	-	-	-	-	-	-

CAREER STATISTICS

Season	GP-GS	Min	Avg	FG	FGA	Pct	3FG	3FGA	Pct	FT	FTA	Pct	Off	Def	Tot	Avg	PF	FO	Ast	TO	Blk	Stl	Pts	Avg
2015-16	4-0	8	2.0	1	3	.333	0	1	.000	0	0	.000	0	1	1	0.3	0	0	0	0	0	0	2	0.5
2016-17																								

Totals

CAREER SEC STATISTICS

Season	GP-GS	Min	Avg	FG	FGA	Pct	3FG	3FGA	Pct	FT	FTA	Pct	Off	Def	Tot	Avg	PF	FO	Ast	TO	Blk	Stl	Pts	Avg
2016	1-0	2	2.0	0	0	.000	0	0	.000	0	0	.000	0	0	0	0.0	0	0	0	0	0	0	0	0.0



#30 CHRIS SILVA

SOPHOMORE | FORWARD | 6'9" | 223 | 1 LETTER
LIBREVILLE, GABON/ROSELLE (N.J.)

SILVA'S CAREER HIGHS

Points
Career 16, 4x, last vs. Arkansas (Feb. 15, 2017)
Season 16, 4x, last vs. Arkansas (Feb. 15, 2017)

Field Goals
Career 6, 4x, last at Vanderbilt (Feb. 18, 2017)
Season 6, 4x, last at Vanderbilt (Feb. 18, 2017)

Field Goal Attempts
Career 11, vs. Ole Miss (Jan. 14, 2017)
Season 11, vs. Ole Miss (Jan. 14, 2017)

3-Point Field Goals

Career -

Season -

3-Point Field Goal Attempts

Career -

Season -

Free Throws

Career 8, twice, last vs. Auburn (Jan. 24, 2017)
Season 8, vs. Auburn (Jan. 24, 2017)

Free Throw Attempts

Career 12, vs. Norfolk State (Nov. 14, 2015)
Season 10, vs. Mississippi State (Feb. 28, 2017)

Rebounds

Career 11, 4x, last vs. Mississippi State (Feb. 28, 2017)
Season 11, 3x, last vs. Mississippi State (Feb. 28, 2017)

Assists

Career 1, 12x, last vs. Alabama (Feb. 7, 2017)
Season 1, 8x, last vs. Alabama (Feb. 7, 2017)

Blocks

Career 5, vs. FIU (Dec. 4, 2016)
Season 5, vs. FIU (Dec. 4, 2016)

Steals

Career 3, twice, last vs. FIU (Dec. 4, 2016)
Season 3, twice, last vs. FIU (Dec. 4, 2016)

Minutes Played

Career 31, vs. Texas A&M (Jan. 7, 2017)
Season 31, vs. Texas A&M (Jan. 7, 2017)

SUPERLATIVES

	Season	Career
Double-figure scoring	16	22
Double-doubles	3	3
2+ blocks	12	22
Team high scoring*	1	2
Team high rebounding*	12	17
Team high blocks*	14	21

* led or shared team lead

SEASON NOTABLES

- Foul trouble early, but returned to score 11 points with two rebounds and two blocks in season opener vs. La Tech (Nov. 11)
- Scored nine points with a team high eight rebounds and two blocks in win vs. Holy Cross (Nov. 13)
- Collected first career double-double with 10 points and game high 10 rebounds in OT win over Monmouth (Nov. 15)
- Had 11 points, seven rebounds and led team with three blocks in win vs. SC State (Nov. 18), went 5-for-5 from the charity stripe
- Scored 10 points in just 14 minutes in win vs. No. 25/24 Michigan (Nov. 23), played limited minutes due to foul trouble
- Recorded three points, six rebounds and one assist in 16 minutes in win vs. No. 18/16 Syracuse (Nov. 26)
- One of four Gamecocks in double-figures with a season-high 12 points (5-of-6 from the field) in win vs. Vermont (Dec. 1), tied for team lead with six rebounds, also had two blocks and a steal
- Posted eight points and tied for team-lead with seven rebounds in win vs. FIU (Dec. 4), set a new career-high with team-leading five blocks and tied a career-high with three steals
- Was one of three players in double figures after scoring 11 points in loss vs. Seton Hall (Dec. 12) at Madison Square Garden, led team with nine rebounds and four blocks, also had a steal
- Fouled out late in the game with 14 points in loss vs. Clemson (Dec. 21) on 4-of-5 shooting, went 6-of-7 from the free throw line
- Tallied 13 points (6-of-7) in win at Georgia (Jan. 4), also had three rebounds and tied for team lead with three blocks, his six made field goals were a new career-high
- Went 6-of-10 from the field on route to scoring 15 points in win vs. Texas A&M (Jan. 7), also had six rebounds, one block and one steal while logging new career-high 31 minutes
- Recorded second career double-double with 16 points and 10 rebounds in win vs. Ole Miss (Jan. 14)
- Logged 11 points and seven rebounds in win vs. No. 19/21 Florida (Jan. 18), went 5-of-5 at free throw line and posted his 11th game of the season with two-plus blocks
- Recorded new career-high 16 points in blowout win vs. Auburn (Jan. 24), went 4-for-5 from the field and 8-for-8 at the free throw line, also had four rebounds and played just 18 minutes
- Matched career high with 16 points and pulled down team-high eight rebounds in win at LSU (Feb. 1)
- Saw 22 minutes of action and scored 15 points (5-for-7) in win at Mississippi State (Feb. 11)
- Tied career high for the fourth time (all in SEC play) this season with 16 points in loss vs. Arkansas (Feb. 15), led team with eight rebounds
- Scored 14 points and pulled down four rebounds in loss at Vanderbilt (Feb. 18)
- Recorded 15 points and 11 rebounds for his third career double-double in Senior Night win vs. Mississippi State (Feb. 28), had season-high six offensive rebounds in 29 minutes

2016-17

Opponent	Date	GS	Min	FG-FGA	Pct	3FG-3FGA	Pct	FT-FTA	Pct	Off	Def	Tot	Avg	PF	FO	A	TO	Blk	Stl	Pts	Avg
Louisiana Tech	11/11/16	*	18	4-6	.667	0-0	.000	3-5	.600	0	2	2	2.0	4	0	0	1	2	0	11	11.0
Holy Cross	11/13/16	*	18	4-6	.667	0-0	.000	1-2	.500	3	5	8	5.0	4	0	0	2	0	9	10.0	
Monmouth	11/15/16	*	21	3-5	.600	0-0	.000	4-6	.667	4	6	10	6.7	5	1	0	2	2	0	10	10.0
SC State	11/18/16	*	14	3-5	.600	0-0	.000	5-5	1.000	3	4	7	6.8	2	0	1	3	0	11	10.3	
Michigan	11/23/16	*	14	3-5	.600	0-0	.000	4-5	.800	2	1	3	6.0	4	0	1	2	1	0	10	10.2
vs. Syracuse	11/26/16	*	16	1-4	.250	0-0	.000	1-2	.500	4	2	6	6.0	3	0	1	2	0	3	9.0	
Vermont	12/1/16	*	18	5-6	.833	0-0	.000	2-2	1.000	3	3	6	6.0	3	0	0	2	2	1	12	9.4
FIU	12/4/16	*	25	2-10	.200	0-0	.000	4-7	.571	2	5	7	6.1	1	0	1	3	5	3	8	9.3
vs. Seton Hall	12/12/16	*	29	3-5	.600	0-0	.000	5-8	.625	4	5	9	6.4	5	1	0	3	4	1	11	9.4
at USF	12/17/16	*	16	3-4	.750	0-0	.000	0-2	.000	1	4	5	6.3	4	0	0	1	0	0	6	9.1
Clemson	12/21/16	*	14	4-5	.800	0-0	.000	6-7	.857	1	3	4	6.1	5	1	1	1	1	0	14	9.5
Lander	12/27/16	*	15	3-6	.500	0-0	.000	0-0	.000	2	9	11	6.5	4	0	0	5	3	0	6	9.3
at Memphis	12/30/16	*	17	2-3	.667	0-0	.000	2-2	1.000	2	6	8	6.6	5	1	1	3	1	1	6	9.0
at Georgia	1/4/17	*	26	6-7	.857	0-0	.000	1-2	.500	1	2	3	6.4	4	0	0	0	3	0	13	9.3
Texas A&M	1/7/17	*	31	6-10	.600	0-0	.000	3-4	.750	4	2	6	6.3	2	0	0	1	1	1	15	9.7
at Tennessee	1/11/17	*	11	2-4	.500	0-0	.000	0-0	.000	1	0	1	6.0	4	0	0	0	2	2	4	9.3
Ole Miss	1/14/17	*	28	5-11	.455	0-0	.000	6-7	.857	2	9	11	6.3	3	0	1	1	1	1	16	9.7
Florida	1/18/17	*	18	3-8	.375	0-0	.000	5-5	1.000	1	6	7	6.3	4	0	0	4	2	1	11	9.8
at Kentucky	1/21/17	*	9	1-2	.500	0-0	.000	1-2	.500	1	3	4	6.2	4	0	0	3	0	0	3	9.4
Auburn	1/24/17	*	18	4-5	.800	0-0	.000	8-8	1.000	3	1	4	6.1	4	0	1	2	1	0	16	9.8
at Missouri	1/28/17	*	16	2-4	.500	0-0	.000	3-4	.750	3	3	6	6.1	4	0	0	1	0	0	7	9.6
at LSU	2/1/17	*	29	5-8	.625	0-0	.000	6-10	.600	4	4	8	6.2	1	0	1	4	0	1	16	9.9
Georgia	2/4/17	*	16	1-6	.166	0-0	.000	0-2	.000	0	0	0	5.9	5	1	0	0	0	0	2	9.6
Alabama	2/7/17	*	22	3-7	.429	0-0	.000	3-4	.750	5	3	8	6.0	5	1	1	2	2	0	9	9.5
at Mississippi State	2/11/17	*	22	5-7	.714	0-0	.000	5-6	.833	0	2	2	5.8	5	1	1	3	0	1	15	9.8
Arkansas	2/15/17	*	18	6-9	.667	0-0	.000	4-6	.667	3	5	8	5.9	5	1	0	2	0	0	16	10.0
at Vanderbilt	2/18/17	*	25	6-9	.667	0-0	.000	2-2	1.000	0	4	4	5.9	3	0	0	2	1	0	14	10.1
at Florida	2/21/17	*	23	2-4	.500	0-0	.000	4-6	.667	0	0	0	5.6	5	1	0	4	0	1	8	10.1
Tennessee	2/25/17	*	20	1-3	.333	0-0	.000	4-4	1.000	1	5	6	5.7	2	0	0	4	1	2	6	9.9
Mississippi State	2/28/17	*	29	4-9	.444	0-0	.000	7-10	.700	6	5	11	5.8	4	0	0	3	0	1	15	10.1
at Ole Miss	3/4/17																				
vs. SEC Tournament	TBD																				
vs. NCAA Tournament	TBD																				

CAREER STATISTICS

Season	GP-GS	Min	Avg	FG	FGA	Pct	3FG	3FGA	Pct	FT	FTA	Pct	Off	Def	Tot	Avg	PF	FO	Ast	TO	Blk	Stl	Pts	Avg
2015-16	32-6	425	13.3	53	110	.482	0	0	.000	67	110	.609	56	87	143	4.5	100	3	6	34	28	14	173	5.4
2016-17	30-30	604	20.1	102	183	.557	0	0	.000	99	135	.733	66	109	175	5.8	114	9	10	62	40	17	303	10.1
Totals	62-36	1029	16.6	155	293	.529	0	0	.000	166	245	.678	122	196	318	5.1	214	12	16	96	68	31	476	7.7

CAREER SEC STATISTICS

Season	GP-GS	Min	Avg	FG	FGA	Pct	3FG	3FGA	Pct	FT	FTA	Pct	Off	Def	Tot	Avg	PF	FO	Ast	TO	Blk	Stl	Pts	Avg
2016	18-6	221	12.3	30	54	.556	0	0	.000	27	47	.574	27	46	73	4.1	57	2	3	15	10	6	87	4.8
2017	17-17	361	21.2	62	113	.549	0	0	.000	62	82	.756	35	54	89	5.2	64	5	5	36	14	11	186	10.9
Totals	35-23	582	16.6	92	167	.551	0	0	.000	89	129	.690	62	100	162	4.6	121	7	8	51	24	17	273	7.8



#13 TOMMY CORCHIANI

FRESHMAN | GUARD | 6'1" | HS

RALEIGH, N.C./RAVENS CROFT

SEASON NOTABLES

- Made Gamecock debut in win vs. SC State (Nov. 18), played three minutes and collected first career rebound on defensive end
- Saw one minute of action off the bench in win vs. Vermont (Dec. 1)
- Made SEC debut playing two minutes in win vs. Ole Miss (Jan. 14)

CORCHIANI'S SEASON HIGHS

Points

Field Goals

Field Goal Attempts

3-Point Field Goals

3-Point Field Goal Attempts

Free Throws

Free Throw Attempts

Rebounds

1, vs. SC State (Nov. 18, 2016)

Assists

Blocks

Steals

Minutes

4, vs. Auburn (Jan. 24, 2017)

2016-17

Opponent	Date	GS	Min	FG-FGA	Pct	3FG-FGA	Pct	FT-FTA	Pct	Off	Def	Tot	Avg	PF	FO	A	TO	Blk	Stl	Pts	Avg
Louisiana Tech	11/11/16	-	-	-	-	-	-	-DNP - Coaches Decision	-	-	-	-	-	-	-	-	-	-	-	-	-
Holy Cross	11/13/16	-	-	-	-	-	-	-DNP - Coaches Decision	-	-	-	-	-	-	-	-	-	-	-	-	-
Monmouth	11/15/16	-	-	-	-	-	-	-DNP - Coaches Decision	-	-	-	-	-	-	-	-	-	-	-	-	-
SC State	11/18/16	-	3	0-0	.000	0-0	.000	0-0	.000	0	1	1	1.0	2	0	0	0	0	0	0	0.0
Michigan	11/23/16	-	-	-	-	-	-	-DNP - Coaches Decision	-	-	-	-	-	-	-	-	-	-	-	-	-
vs. Syracuse	11/26/16	-	-	-	-	-	-	-DNP - Coaches Decision	-	-	-	-	-	-	-	-	-	-	-	-	-
Vermont	12/1/16	-	1	0-0	.000	0-0	.000	0-0	.000	0	0	0	0.5	0	0	0	0	0	0	0	0.0
FIU	12/4/16	-	-	-	-	-	-	-DNP - Coaches Decision	-	-	-	-	-	-	-	-	-	-	-	-	-
vs. Seton Hall	12/12/16	-	-	-	-	-	-	-DNP - Coaches Decision	-	-	-	-	-	-	-	-	-	-	-	-	-
at USF	12/17/16	-	-	-	-	-	-	-DNP - Coaches Decision	-	-	-	-	-	-	-	-	-	-	-	-	-
Clemson	12/21/16	-	-	-	-	-	-	-DNP - Coaches Decision	-	-	-	-	-	-	-	-	-	-	-	-	-
Lander	12/27/16	-	1	0-0	.000	0-0	.000	0-0	.000	0	0	0	0.3	1	0	0	1	0	0	0	0.0
at Memphis	12/30/16	-	-	-	-	-	-	-DNP - Coaches Decision	-	-	-	-	-	-	-	-	-	-	-	-	-
at Georgia	1/4/17	-	-	-	-	-	-	-DNP - Coaches Decision	-	-	-	-	-	-	-	-	-	-	-	-	-
Texas A&M	1/7/17	-	-	-	-	-	-	-DNP - Coaches Decision	-	-	-	-	-	-	-	-	-	-	-	-	-
at Tennessee	1/11/17	-	-	-	-	-	-	-DNP - Coaches Decision	-	-	-	-	-	-	-	-	-	-	-	-	-
Ole Miss	1/14/17	-	2	0-0	.000	0-0	.000	0-0	.000	0	0	0	0.3	0	0	0	0	0	0	0	0.0
Florida	1/18/17	-	-	-	-	-	-	-DNP - Coaches Decision	-	-	-	-	-	-	-	-	-	-	-	-	-
at Kentucky	1/21/17	-	-	-	-	-	-	-DNP - Coaches Decision	-	-	-	-	-	-	-	-	-	-	-	-	-
Auburn	1/24/17	-	4	0-0	.000	0-0	.000	0-0	.000	0	0	0	0.2	1	0	0	0	0	0	0	0.0
at Missouri	1/28/17	-	-	-	-	-	-	-DNP - Coaches Decision	-	-	-	-	-	-	-	-	-	-	-	-	-
at LSU	2/1/17	-	-	-	-	-	-	-DNP - Coaches Decision	-	-	-	-	-	-	-	-	-	-	-	-	-
Georgia	2/4/17	-	-	-	-	-	-	-DNP - Coaches Decision	-	-	-	-	-	-	-	-	-	-	-	-	-
Alabama	2/7/17	-	-	-	-	-	-	-DNP - Coaches Decision	-	-	-	-	-	-	-	-	-	-	-	-	-
at Mississippi State	2/11/17	-	-	-	-	-	-	-DNP - Coaches Decision	-	-	-	-	-	-	-	-	-	-	-	-	-
Arkansas	2/15/17	-	-	-	-	-	-	-DNP - Coaches Decision	-	-	-	-	-	-	-	-	-	-	-	-	-
at Vanderbilt	2/18/17	-	-	-	-	-	-	-DNP - Coaches Decision	-	-	-	-	-	-	-	-	-	-	-	-	-
at Florida	2/21/17	-	-	-	-	-	-	-DNP - Coaches Decision	-	-	-	-	-	-	-	-	-	-	-	-	-
Tennessee	2/25/17	-	-	-	-	-	-	-DNP - Coaches Decision	-	-	-	-	-	-	-	-	-	-	-	-	-
Mississippi State	2/28/17	-	-	-	-	-	-	-DNP - Coaches Decision	-	-	-	-	-	-	-	-	-	-	-	-	-
at Ole Miss	3/4/17	-	-	-	-	-	-	-DNP - Coaches Decision	-	-	-	-	-	-	-	-	-	-	-	-	-
vs. SEC Tournament	TBD	-	-	-	-	-	-	-	-	-	-	-	-	-	-	-	-	-	-	-	-
vs. NCAA Tournament	TBD	-	-	-	-	-	-	-	-	-	-	-	-	-	-	-	-	-	-	-	-

CAREER STATISTICS

Season	GP-GS	Min	Avg	FG	FGA	Pct	3FG	3FGA	Pct	FT	FTA	Pct	Off	Def	Tot	Avg	PF	FO	Ast	TO	Blk	Stl	Pts	Avg
2016-17	5-0	11	2.2	0	0	.000	0	0	.000	0	0	.000	0	1	1	0.2	4	0	0	1	0	0	0	0.0

CAREER SEC STATISTICS

Season	GP-GS	Min	Avg	FG	FGA	Pct	3FG	3FGA	Pct	FT	FTA	Pct	Off	Def	Tot	Avg	PF	FO	Ast	TO	Blk	Stl	Pts	Avg
2017	2-0	6	3.0	0	0	.000	0	0	.000	0	0	.000	0	0	0	0.0	1	0	0	0	0	0	0	0.0



#4 RAKYM FELDER

FRESHMAN | GUARD | 5'10" | HS

BROOKLYN, N.Y./LINCOLN

SEASON NOTABLES

- Made season debut vs. Holy Cross (Nov. 13), scoring eight points with three assists and a rebound
- Played 17 minutes off the bench, logging nine points, four rebounds, two assists, two steals and two blocks in win vs. SC State (Nov. 18)
- Led all bench players with 25 minutes in win vs. FIU (Dec. 4), had four points, two rebounds and led the team with four assists
- Logged new career-highs in minutes (26) and assists (5) in win at USF (Dec. 17), scored 11 points and knocked down three 3-pointers in the first half
- Breakout game, scoring a season high 20 points, hitting 6-of-10 from the field, including 5-of-7 from 3-point range, in win over Lander; also dished four assists
- Second straight double-figure scoring game with 10 points on three 3s and a free throw in loss at Memphis (Dec. 30)
- Tied for team lead with 19 points in just 16 minutes off the bench in win vs. Texas A&M (Jan. 7), went 6-of-8 (75 percent) from the field and a perfect 3-for-3 from behind the arc, also had four rebounds, two assists and two steals
- Scored 12 points (2-for-5 from deep) in 17 minutes off the bench in win vs. Ole Miss (Jan. 14)
- Tallied career-high five rebounds in win vs. No. 19/21 Florida (Jan. 18), played 22 minutes and scored seven points (2-for-5) from behind the arc
- Made first career start in loss at No. 5/5 Kentucky (Jan. 21), tallying three points and three rebounds
- Recorded 13 points (12 in the first half) in 19 minutes in win at Mizzou (Jan. 28), went 3-for-4 from 3-point land and also had two assists
- Had seven points and two rebounds in just eight minutes in win vs. Georgia (Feb. 4)
- Scored 12 points off the bench in win vs. Tennessee (Feb. 25), went 2-for-4 from 3 and had two rebounds and three assists

FELDER'S SEASON HIGHS

Points

20, vs. Lander (Dec. 27, 2016)

Field Goals

6, twice, last vs. Texas A&M (Jan. 7, 2017)

Field Goal Attempts

11, vs. Florida (Jan. 18, 2017)

3-Point Field Goals

5, vs. Lander (Dec. 27, 2016)

3-Point Field Goal Attempts

7, vs. Lander (Dec. 27, 2016)

Free Throws

4, vs. Texas A&M (Jan. 7, 2017)

Free Throw Attempts

4, 3x, last at LSU (Feb. 1, 2017)

Rebounds

5, vs. Florida (Jan. 18, 2017)

Assists

5, at USF (Dec. 17, 2016)

Blocks

2, vs. SC State (Nov. 18, 2016)

Steals

2, 3x, last at Tennessee (Jan. 11, 2017)

Minutes

26, at USF (Dec. 17, 2016)

SUPERLATIVES

	Season	Career
Double-figure scoring	7	7
20+ points	1	1
Team high scoring*	2	2
Team high assists*	4	4
Team high steals*	1	1

* led or shared team lead

2016-17

Opponent	Date	GS	Min	FG-FGA	Pct	3FG-3FGA	Pct	FT-FTA	Pct	Off	Def	Tot	Avg	PF	FO	A	TO	Blk	Stl	Pts	Avg
Louisiana Tech	11/11/16	-	-	-	-	-	-	-	-	-	-	-	-	-	-	-	-	-	-	-	-
Holy Cross	11/13/16	14	2-2	1.000	2-2	1.000	2-2	1.000	0	1	1	1.0	0	0	3	1	0	0	0	8	8.0
Monmouth	11/15/16	4	0-1	.000	0-0	.000	0-0	.000	0	0	0	0.5	0	0	0	0	0	0	0	0	4.0
SC State	11/18/16	17	4-7	.571	1-2	.500	0-1	.000	1	3	4	1.7	3	0	2	3	2	2	2	9	5.7
Michigan	11/23/16	11	0-1	.000	0-0	.000	0-2	.000	0	0	0	1.3	2	0	0	1	0	1	0	4.3	
vs. Syracuse	11/26/16	2	0-0	.000	0-0	.000	0-0	.000	0	0	0	1.0	2	0	0	0	0	0	0	0	3.4
Vermont	12/1/16	13	0-1	.000	0-0	.000	0-0	.000	0	2	2	1.2	0	0	1	0	0	1	0	0	2.8
FIU	12/4/16	25	2-4	.500	0-2	.000	0-0	.000	1	1	2	1.7	1	0	4	0	0	1	4	3.0	
vs. Seton Hall	12/12/16	9	0-0	.000	0-0	.000	0-0	.000	0	0	0	1.1	0	0	0	1	0	0	0	0	2.6
at USF	12/17/16	26	3-7	.429	3-6	.500	2-2	1.000	0	2	2	1.2	1	0	5	2	1	0	11	3.6	
Clemson	12/21/16	5	0-2	.000	0-1	.000	0-0	.000	0	1	1	1.2	1	0	0	3	1	0	0	3.2	
Lander	12/27/16	20	6-10	.600	5-7	.714	3-3	1.000	0	0	0	1.1	2	0	4	3	0	1	20	4.7	
at Memphis	12/30/16	24	3-8	.375	3-7	.428	1-3	.333	1	1	2	1.2	2	0	1	2	0	1	10	5.2	
at Georgia	1/4/17	12	0-4	.000	0-3	.000	0-0	.000	0	1	1	1.2	1	0	1	0	0	0	0	4.8	
Texas A&M	1/7/17	16	6-8	.750	3-3	1.000	4-4	1.000	2	2	4	1.4	1	0	2	1	0	2	19	5.8	
at Tennessee	1/11/17	14	2-6	.333	0-1	.000	1-3	.333	0	2	2	1.4	1	0	2	2	0	2	5	5.7	
Ole Miss	1/14/17	17	3-7	.429	2-5	.400	4-4	1.000	0	3	3	1.5	0	0	0	3	0	1	12	6.1	
Florida	1/18/17	22	2-11	.182	2-5	.400	1-2	.500	0	5	5	1.7	4	0	3	3	0	1	7	6.2	
at Kentucky	1/21/17	*	19	1-6	.167	0-3	.000	1-2	.500	0	3	3	1.8	2	0	1	4	0	0	3	6.0
Auburn	1/24/17	6	0-1	.000	0-0	.000	1-2	.500	0	1	1	1.7	1	0	2	1	0	0	1	5.7	
at Missouri	1/28/17	19	4-7	.571	3-4	.750	2-4	.500	0	0	0	1.7	0	0	2	1	0	0	13	6.1	
at LSU	2/1/17	11	1-4	.250	1-4	.250	3-4	.750	0	2	2	1.7	0	0	1	2	0	0	6	6.1	
Georgia	2/4/17	8	3-4	.750	1-2	.500	0-0	.000	1	1	2	1.7	0	0	0	1	0	0	7	6.1	
Alabama	2/7/17	7	0-1	.000	0-0	.000	0-0	.000	0	0	0	1.6	0	0	0	0	0	1	0	5.9	
at Mississippi State	2/11/17	3	0-1	.000	0-0	.000	0-0	.000	0	0	0	1.5	1	0	1	1	0	0	0	5.6	
Arkansas	2/15/17	14	1-4	.250	1-3	.333	2-2	1.000	0	1	1	1.5	2	0	0	2	0	1	5	5.6	
at Vanderbilt	2/18/17	17	0-1	.000	0-1	.000	0-0	.000	0	0	0	1.5	4	0	1	0	0	0	0	5.4	
at Florida	2/21/17	13	0-1	.000	0-1	.000	0-0	.000	0	0	0	1.4	1	0	1	2	0	0	0	5.2	
Tennessee	2/25/17	21	4-8	.500	2-4	.500	2-3	.667	0	2	2	1.4	3	0	3	1	0	0	12	5.4	
Mississippi State	2/28/17	15	1-3	.333	1-2	.500	1-2	.500	1	1	2	1.4	0	0	0	3	0	1	4		
at Ole Miss	3/4/17																				
vs. SEC Tournament	TBD																				
vs. NCAA Tournament	TBD																				

CAREER STATISTICS

Season	GP-GS	Min	Avg	FG	FGA	Pct	3FG	3FGA	Pct	FT	FTA	Pct	Off	Def	Tot	Avg	PF	FO	Ast	TO	Blk	Stl	Pts	Avg
2016-17	29-1	404	13.9	48	120	.400	30	68	.441	30	45	.667	7	35	42	1.4	36	0	39	45	4	16	156	5.4

CAREER SEC STATISTICS

Season	GP-GS	Min	Avg	FG	FGA	Pct	3FG	3FGA	Pct	FT	FTA	Pct	Off	Def	Tot	Avg	PF	FO	Ast	TO	Blk	Stl	Pts	Avg
2017	17-1	234	13.8	28	77	.364	16	41	.390	22	32	.688	4	24	28	1.6	22	0	19	28	0	9	94	5.5



#12 KHADIM GUEYE

FRESHMAN | FORWARD | 7'0" | HS

DAKAR, SENEGAL/VICTORY ROCK PREP

SEASON NOTABLES

- Scored six points with seven rebounds in the exhibition win vs. Newberry
- Collected two rebounds in win vs. Holy Cross (Nov. 13)
- Played 17 minutes off the bench and scored first career points after going 4-for-4 from the free throw line in win vs. SC State (Nov. 18), also had new single-game high five rebounds
- Snagged two rebounds in 13 minutes off the bench in win vs. No. 25/24 Michigan (Nov. 23)
- Recorded four minutes in victory over No. 18/16 Syracuse (Nov. 26)
- Saw six minutes of action off the bench in win vs. Vermont (Dec. 1)
- Played eight minutes in win vs. FIU (Dec. 4)
- Logged two minutes in loss vs. Seton Hall (Dec. 12) at Madison Square Garden
- Posted two rebounds and a block in 13 minutes off the bench in win at USF (Dec. 17)
- Matched a career-high with 17 minutes playing in a reserve role in loss vs. Clemson (Dec. 21), had one point and a rebound, his free throw in second half was his first points since SC State (Nov. 18)
- Blocked two shots, and added four points in win over Lander (Dec. 27)

GUEYE'S SEASON HIGHS

Points

6, vs. SC State (Nov. 18, 2016)

Field Goals

2, vs. Lander (Dec. 27, 2016)

Field Goal Attempts

3, twice, last vs. Lander (Dec. 27, 2016)

3-Point Field Goals

-

3-Point Field Goal Attempts

-

Free Throws

4, vs. SC State (Nov. 18, 2016)

Free Throw Attempts

4, vs. SC State (Nov. 18, 2016)

Rebounds

5, vs. SC State (Nov. 18, 2016)

Assists

1, twice, last vs. Georgia (Feb. 4, 2017)

Blocks

2, twice, last vs. Lander (Dec. 27, 2016)

Steals

1, twice, last vs. Ole Miss (Jan. 14, 2017)

Minutes

18, vs. Lander (Dec. 27, 2016)

SUPERLATIVES

	Season	Career
Team high blocks*	2	2

* led or shared team lead

2016-17

Opponent	Date	GS	Min	FG-FGA	Pct	3FG-3FGA	Pct	FT-FTA	Pct	Off	Def	Tot	Avg	PF	FO	A	TO	Blk	Stl	Pts	Avg
Louisiana Tech	11/11/16	1	0-0	.000	0-0	.000	0-0	.000	0	0	0	0.0	3	0	0	1	0	0	0	0	0.0
Holy Cross	11/13/16	13	0-0	.000	0-0	.000	0-0	.000	1	1	2	1.0	1	0	0	1	1	0	0	0	0.0
Monmouth	11/15/16	1	0-0	.000	0-0	.000	0-0	.000	0	0	0	0.7	2	0	0	1	0	0	0	0	0.0
SC State	11/18/16	17	1-3	.333	0-0	.000	4-4	1.000	2	3	5	1.8	0	0	0	0	2	0	6	1.5	
Michigan	11/23/16	13	0-2	.000	0-0	.000	0-0	.000	1	1	2	1.8	2	0	0	0	0	0	0	0	1.2
vs. Syracuse	11/26/16	4	0-0	.000	0-0	.000	0-0	.000	0	0	0	1.5	2	0	0	0	0	0	0	0	1.0
Vermont	12/1/16	6	0-1	.000	0-0	.000	0-0	.000	0	0	0	1.3	2	0	0	0	0	0	0	0	0.9
FIU	12/4/16	8	0-1	.000	0-0	.000	0-0	.000	0	0	0	1.1	2	0	0	1	0	0	0	0	0.8
vs. Seton Hall	12/12/16	2	0-0	.000	0-0	.000	0-0	.000	0	0	0	1.0	2	0	0	0	0	0	0	0	0.7
at USF	12/17/16	13	0-0	.000	0-0	.000	0-0	.000	1	1	2	1.1	2	0	0	0	1	0	0	0	0.6
Clemson	12/21/16	17	0-0	.000	0-0	.000	1-2	.500	1	0	1	1.1	4	0	0	0	0	0	0	1	0.6
Lander	12/27/16	18	2-3	.667	0-0	.000	0-2	.000	0	3	3	1.3	1	0	1	1	2	0	4	0.9	
at Memphis	12/30/16	8	0-0	.000	0-0	.000	0-0	.000	0	2	2	1.3	2	0	0	0	0	1	0	0	0.8
at Georgia	1/4/17	5	0-0	.000	0-0	.000	0-0	.000	0	0	0	1.2	1	0	0	1	0	0	0	0	0.8
Texas A&M	1/7/17	-	-	-	-	-	-	-	-	-	-	-	-	-	-	-	-	-	-	-	-
at Tennessee	1/11/17	2	0-0	.000	0-0	.000	0-0	.000	0	0	0	1.1	1	0	0	0	0	0	0	0	0.7
Ole Miss	1/14/17	7	0-0	.000	0-0	.000	0-0	.000	0	2	2	1.2	1	0	0	1	0	1	0	0	0.7
Florida	1/18/17	3	0-0	.000	0-0	.000	0-0	.000	0	0	0	1.1	1	0	0	0	0	0	0	0	0.6
at Kentucky	1/21/17	-	-	-	-	-	-	-	-	-	-	-	-	-	-	-	-	-	-	-	-
Auburn	1/24/17	6	0-0	.000	0-0	.000	0-0	.000	0	0	0	1.1	3	0	0	1	0	0	0	0	0.6
at Missouri	1/28/17	7	0-0	.000	0-0	.000	0-0	.000	0	0	0	1.0	1	0	0	0	1	0	0	0	0.6
at LSU	2/1/17	11	0-1	.000	0-0	.000	0-0	.000	1	2	3	1.1	2	0	0	0	0	0	0	0	0.6
Georgia	2/4/17	10	0-0	.000	0-0	.000	0-0	.000	0	0	0	1.0	1	0	0	1	0	0	0	0	0.5
Alabama	2/7/17	4	0-0	.000	0-0	.000	0-0	.000	0	0	0	1.0	1	0	0	0	0	0	0	0	0.5
at Mississippi State	2/11/17	4	0-0	.000	0-0	.000	0-0	.000	0	0	0	1.0	1	0	0	0	0	0	0	0	0.5
Arkansas	2/15/17	7	0-1	.000	0-0	.000	0-0	.000	1	0	1	1.0	1	0	0	0	0	0	0	0	0.5
at Vanderbilt	2/18/17	4	0-0	.000	0-0	.000	0-0	.000	0	1	1	1.0	0	0	0	2	0	0	0	0	0.4
at Florida	2/21/17	2	0-0	.000	0-0	.000	0-0	.000	0	0	0	0.9	0	0	0	0	0	0	0	0	0
Tennessee	2/25/17	-	-	-	-	-	-	-	-	-	-	-	-	-	-	-	-	-	-	-	-
Mississippi State	2/28/17	-	-	-	-	-	-	-	-	-	-	-	-	-	-	-	-	-	-	-	-
at Ole Miss	3/4/17	-	-	-	-	-	-	-	-	-	-	-	-	-	-	-	-	-	-	-	-
vs. SEC Tournament	TBD	-	-	-	-	-	-	-	-	-	-	-	-	-	-	-	-	-	-	-	-
vs. NCAA Tournament	TBD	-	-	-	-	-	-	-	-	-	-	-	-	-	-	-	-	-	-	-	-

CAREER STATISTICS

Season	GP-GS	Min	Avg	FG	FGA	Pct	3FG	3FGA	Pct	FT	FTA	Pct	Off	Def	Tot	Avg	PF	FO	Ast	TO	Blk	Stl	Pts	Avg
2016-17	26-0	193	7.4	3	12	.250	0	0	.000	5	8	.625	8	16	24	0.9	39	0	2	10	7	2	11	0.4

CAREER SEC STATISTICS

Season	GP-GS	Min	Avg	FG	FGA	Pct	3FG	3FGA	Pct	FT	FTA	Pct	Off	Def	Tot	Avg	PF	FO	Ast	TO	Blk	Stl	Pts	Avg
2017	13-0	72	5.5	0	2	.000	0	0	.000	0	0	.000	2	5	7	0.5	14	0	1	5	1	1	0	0.0



#23 EVAN HINSON

FRESHMAN | GUARD | 6'4" | HS

DELTONA, FLA./DELTONA

SEASON NOTABLES

- Also a member of the Carolina football team. Joined the basketball squad at the conclusion of the football season
- Made Gamecock debut in win vs. Ole Miss (Jan. 14)
- Had two rebounds, an assist and a steal in blowout win vs. Auburn (Jan. 24)
- Scored first career points with two makes at the foul line at LSU (Feb. 1)
- Made first career 3-pointer in win vs. Tennessee (Feb. 25)

HINSON'S SEASON HIGHS

Points

3, vs. Tennessee (Feb. 25, 2017)

Field Goals

1, vs. Tennessee (Feb. 25, 2017)

Field Goal Attempts

2, vs. Auburn (Jan. 24, 2017)

3-Point Field Goals

1, vs. Tennessee (Feb. 25, 2017)

3-Point Field Goal Attempts

1, 3x, last vs. Tennessee (Feb. 25, 2017)

Free Throws

2, at LSU (Feb. 1, 2017)

Free Throw Attempts

2, at LSU (Feb. 1, 2017)

Rebounds

2, vs. Auburn (Jan. 24, 2017)

Assists

1, vs. Auburn (Jan. 24, 2017)

Blocks

-

Steals

1, twice, last at LSU (Feb. 1, 2017)

Minutes

5, vs. Auburn (Jan. 24, 2017)

2016-17

Opponent	Date	GS	Min	FG-FGA	Pct	3FG-FGA	Pct	FT-FTA	Pct	Off	Def	Tot	Avg	PF	FO	A	TO	Blk	Stl	Pts	Avg	
Louisiana Tech	11/11/16	-	-	-	-	-	-	-	-	-	-	-	-	-	-	-	-	-	-	-	-	-
Holy Cross	11/13/16	-	-	-	-	-	-	-	-	-	-	-	-	-	-	-	-	-	-	-	-	-
Monmouth	11/15/16	-	-	-	-	-	-	-	-	-	-	-	-	-	-	-	-	-	-	-	-	-
SC State	11/18/16	-	-	-	-	-	-	-	-	-	-	-	-	-	-	-	-	-	-	-	-	-
Michigan	11/23/16	-	-	-	-	-	-	-	-	-	-	-	-	-	-	-	-	-	-	-	-	-
vs. Syracuse	11/26/16	-	-	-	-	-	-	-	-	-	-	-	-	-	-	-	-	-	-	-	-	-
Vermont	12/1/16	-	-	-	-	-	-	-	-	-	-	-	-	-	-	-	-	-	-	-	-	-
FIU	12/4/16	-	-	-	-	-	-	-	-	-	-	-	-	-	-	-	-	-	-	-	-	-
vs. Seton Hall	12/12/16	-	-	-	-	-	-	-	-	-	-	-	-	-	-	-	-	-	-	-	-	-
at USF	12/17/16	-	-	-	-	-	-	-	-	-	-	-	-	-	-	-	-	-	-	-	-	-
Clemson	12/21/16	-	-	-	-	-	-	-	-	-	-	-	-	-	-	-	-	-	-	-	-	-
Lander	12/27/16	-	-	-	-	-	-	-	-	-	-	-	-	-	-	-	-	-	-	-	-	-
at Memphis	12/30/16	-	-	-	-	-	-	-	-	-	-	-	-	-	-	-	-	-	-	-	-	-
at Georgia	1/4/17	-	-	-	-	-	-	-	-	-	-	-	-	-	-	-	-	-	-	-	-	-
Texas A&M	1/7/17	-	-	-	-	-	-	-	-	-	-	-	-	-	-	-	-	-	-	-	-	-
at Tennessee	1/11/17	-	-	-	-	-	-	-	-	-	-	-	-	-	-	-	-	-	-	-	-	-
Ole Miss	1/14/17	3	0-0	.000	0-0	.000	0-0	.000	0	0	0	0.0	0	0	0	0	0	0	0	0	0.0	
Florida	1/18/17	-	-	-	-	-	-	-	-	-	-	-	-	-	-	-	-	-	-	-	-	-
at Kentucky	1/21/17	1	0-0	.000	0-0	.000	0-0	.000	0	0	0	0.0	0	0	0	0	0	0	0	0	0.0	
Auburn	1/24/17	5	0-2	.000	0-1	.000	0-0	.000	0	2	2	0.7	2	0	1	0	0	1	0	0	0.0	
at Missouri	1/28/17	-	-	-	-	-	-	-	-	-	-	-	-	-	-	-	-	-	-	-	-	-
at LSU	2/1/17	3	0-1	.000	0-1	.000	2-2	1.000	0	1	1	0.8	0	0	0	0	0	0	1	2	0.5	
Georgia	2/4/17	-	-	-	-	-	-	-	-	-	-	-	-	-	-	-	-	-	-	-	-	-
Alabama	2/7/17	-	-	-	-	-	-	-	-	-	-	-	-	-	-	-	-	-	-	-	-	-
at Mississippi State	2/11/17	-	-	-	-	-	-	-	-	-	-	-	-	-	-	-	-	-	-	-	-	-
Arkansas	2/15/17	-	-	-	-	-	-	-	-	-	-	-	-	-	-	-	-	-	-	-	-	-
at Vanderbilt	2/18/17	-	-	-	-	-	-	-	-	-	-	-	-	-	-	-	-	-	-	-	-	-
at Florida	2/21/17	-	-	-	-	-	-	-	-	-	-	-	-	-	-	-	-	-	-	-	-	-
Tennessee	2/25/17	1	1-1	1.000	1-1	1.000	0-0	.000	0	0	0	0.6	0	0	0	0	0	0	0	3	1.0	
Mississippi State	2/28/17	-	-	-	-	-	-	-	-	-	-	-	-	-	-	-	-	-	-	-	-	-
at Ole Miss	3/4/17	-	-	-	-	-	-	-	-	-	-	-	-	-	-	-	-	-	-	-	-	-
vs. SEC Tournament	TBD	-	-	-	-	-	-	-	-	-	-	-	-	-	-	-	-	-	-	-	-	-
vs. NCAA Tournament	TBD	-	-	-	-	-	-	-	-	-	-	-	-	-	-	-	-	-	-	-	-	-

CAREER STATISTICS

Season	GP-GS	Min	Avg	FG	FGA	Pct	3FG	3FGA	Pct	FT	FTA	Pct	Off	Def	Tot	Avg	PF	FO	Ast	TO	Blk	Stl	Pts	Avg
2016-17	5-0	13	2.6	1	4	.250	1	3	.333	2	2	1.000	0	3	3	0.6	3	0	1	0	0	2	5	1.0

CAREER SEC STATISTICS

Season	GP-GS	Min	Avg	FG	FGA	Pct	3FG	3FGA	Pct	FT	FTA	Pct	Off	Def	Tot	Avg	PF	FO	Ast	TO	Blk	Stl	Pts	Avg
2017	5-0	13	2.6	1	4	.250	1	3	.333	2	2	1.000	0	3	3	0.6	3	0	1	0	0	2	5	1.0



#24 SEDEE KEITA

FRESHMAN | FORWARD | 6'9" | HS

PHILADELPHIA, PA./22FT BASKETBALL ACADEMY

SEASON NOTABLES

- Made South Carolina debut in win vs. No. 24/25 Michigan after missing the first four games with a wrist injury, played eight minutes off bench and recorded one rebound on the offensive end
- Led all big men with 15 minutes off the bench in win vs. No. 18/16 Syracuse (Nov. 26), tallied one rebound, one assist, one block and one steal
- Scored first career points (4) in win vs. Vermont (Dec. 1), also recorded three rebounds in 10 minutes off the bench
- Played 19 minutes and logged six points and four rebounds in win vs. FIU (Dec. 4)
- Logged 18 minutes off the bench, recording five points and three rebounds in loss vs. Seton Hall (Dec. 12) at Madison Square Garden
- Saw three minutes of action but did not record any stats in win at USF (Dec. 17)
- Played seven minutes and gathered two rebounds in loss vs. Clemson (Dec. 21)
- Scored a career-high seven points, while pulling down five rebounds in win over Lander (Dec. 27)
- Played a season-high 25 minutes off the bench, pulling down career-high seven rebounds with two steals at Memphis (Dec. 30)
- Pulled down five rebounds in win at Tennessee in 10 minutes of action off the bench (Jan. 11)
- Grabbed four rebounds and blocked a shot in win vs. No. 19/21 Florida (Jan. 18)
- Had three rebounds and career-high two steals in loss at No. 5/5 Kentucky (Jan. 21)
- Scored three points and grabbed four rebounds in loss at Vanderbilt (Feb. 18)
- Played career-high 28 minutes and pulled down six rebounds in loss at No. 13/12 Florida (Feb. 21)
- Went 2-for-2 from the field and had four points in win vs. Tennessee (Feb. 25)

KEITA'S SEASON HIGHS

Points

7, vs. Lander (Dec. 27, 2016)

Field Goals

3, twice, last vs. Lander (Dec. 27, 2016)

Field Goal Attempts

6, twice, last vs. Lander (Dec. 27, 2016)

3-Point Field Goals

-

3-Point Field Goal Attempts

-

Free Throws

3, vs. Seton Hall (Dec. 12, 2016)

Free Throw Attempts

3, twice, last at Vanderbilt (Feb. 18, 2017)

Rebounds

7, vs. Memphis (Dec. 30, 2016)

Assists

1, vs. Syracuse (Nov. 26, 2016)

Blocks

1, 4x, last at Florida (Feb. 21, 2017)

Steals

2, at Kentucky (Jan. 21, 2017)

Minutes

28, at Florida (Feb. 21, 2017)

SUPERLATIVES

	Season	Career
Team high blocks*	3	3

* led or shared team lead

2016-17


Opponent	Date	GS	Min	FG-FGA	Pct	3FG-3FGA	Pct	FT-FTA	Pct	Off	Def	Tot	Avg	PF	FO	A	TO	Blk	Stl	Pts	Avg
Louisiana Tech	11/11/16	-	-	-	-	-	-	-DNP - wrist injury	-	-	-	-	-	-	-	-	-	-	-	-	-
Holy Cross	11/13/16	-	-	-	-	-	-	-DNP - wrist injury	-	-	-	-	-	-	-	-	-	-	-	-	-
Monmouth	11/15/16	-	-	-	-	-	-	-DNP - wrist injury	-	-	-	-	-	-	-	-	-	-	-	-	-
SC State	11/18/16	-	-	-	-	-	-	-DNP - wrist injury	-	-	-	-	-	-	-	-	-	-	-	-	-
Michigan	11/23/16	-	8	0-0	.000	0-0	.000	0-0	.000	1	0	1	1.0	2	0	0	2	0	0	0	0.0
vs. Syracuse	11/26/16	-	15	0-2	.000	0-0	.000	0-0	.000	0	1	1	1.0	1	0	1	1	1	1	0	0.0
Vermont	12/1/16	-	10	1-4	.250	0-0	.000	2-2	1.000	1	2	3	1.7	2	0	0	1	0	0	4	1.3
FIU	12/4/16	-	19	3-6	.500	0-0	.000	0-0	.000	1	3	4	2.3	0	0	0	0	1	0	6	2.5
vs. Seton Hall	12/12/16	-	18	1-5	.200	0-0	.000	3-4	.750	1	2	3	2.4	3	0	0	0	0	0	5	3.0
at USF	12/17/16	-	3	0-0	.000	0-0	.000	0-0	.000	0	0	0	2.0	0	0	0	0	0	0	0	2.5
Clemson	12/21/16	-	7	0-1	.000	0-0	.000	0-0	.000	0	1	1	1.9	2	0	0	0	0	0	0	2.1
Lander	12/27/16	-	18	3-6	.500	0-0	.000	1-2	.500	3	2	5	2.3	0	0	0	1	0	0	7	2.8
at Memphis	12/30/16	-	25	0-3	.000	0-0	.000	0-0	.000	5	2	7	2.8	4	0	1	0	1	2	0	2.4
at Georgia	1/4/17	-	13	0-1	.000	0-0	.000	0-0	.000	0	1	1	2.6	2	0	0	0	0	2	0	2.2
Texas A&M	1/7/17	-	4	0-1	.000	0-0	.000	0-0	.000	0	0	0	2.4	0	0	0	0	0	0	0	2.0
at Tennessee	1/11/17	-	10	0-0	.000	0-0	.000	0-0	.000	0	5	5	2.6	2	0	0	0	1	0	0	1.8
Ole Miss	1/14/17	-	8	0-1	.000	0-0	.000	0-2	.000	0	1	1	2.5	3	0	0	2	0	1	0	1.7
Florida	1/18/17	-	13	0-1	.000	0-0	.000	1-3	.333	1	3	4	2.6	5	1	1	3	1	0	1	1.6
at Kentucky	1/21/17	-	17	0-1	.000	0-0	.000	0-0	.000	2	1	2	2.6	2	0	0	0	0	2	0	1.5
Auburn	1/24/17	-	1	0-0	.000	0-0	.000	0-0	.000	0	0	0	2.4	0	0	0	0	0	0	0	1.4
at Missouri	1/28/17	-	-	-	-	-	-	-DNP - Coaches Decision	-	-	-	-	-	-	-	-	-	-	-	-	-
at LSU	2/1/17	-	-	-	-	-	-	-DNP - Coaches Decision	-	-	-	-	-	-	-	-	-	-	-	-	-
Georgia	2/4/17	-	2	0-0	.000	0-0	.000	0-0	.000	0	0	0	2.3	1	0	0	0	0	0	0	1.4
Alabama	2/7/17	-	6	0-2	.000	0-0	.000	0-0	.000	1	2	3	2.3	1	0	0	0	0	0	0	1.3
at Mississippi State	2/11/17	-	-	-	-	-	-	-DNP - Coaches Decision	-	-	-	-	-	-	-	-	-	-	-	-	-
Arkansas	2/15/17	-	2	0-0	.000	0-0	.000	0-0	.000	0	0	0	2.2	0	0	0	1	0	0	0	1.2
at Vanderbilt	2/18/17	-	12	1-2	.500	0-1	.000	1-3	.333	1	3	4	2.3	1	0	0	0	0	0	3	1.3
at Florida	2/21/17	-	28	1-3	.333	0-0	.000	0-0	.000	1	5	6	2.5	3	0	0	3	1	0	2	1.3
Tennessee	2/25/17	-	5	2-2	1.000	0-0	.000	0-0	.000	0	0	0	2.4	0	0	0	1	1	0	4	1.5
Mississippi State	2/28/17	-	2	0-0	.000	0-0	.000	0-0	.000	0	0	0	2.3	1	0	0	0	0	0	0	1.4
at Ole Miss	3/4/17	-	-	-	-	-	-	-	-	-	-	-	-	-	-	-	-	-	-	-	-
vs. SEC Tournament	TBD	-	-	-	-	-	-	-	-	-	-	-	-	-	-	-	-	-	-	-	-
vs. NCAA Tournament	TBD	-	-	-	-	-	-	-	-	-	-	-	-	-	-	-	-	-	-	-	-

CAREER STATISTICS

Season	GP-GS	Min	Avg	FG	FGA	Pct	3FG	3FGA	Pct	FT	FTA	Pct	Off	Def	Tot	Avg	PF	FO	Ast	TO	Blk	Stl	Pts	Avg
2016-17	23-0	246	10.7	12	41	.293	0	1	.000	8	17	.471	18	34	52	2.3	35	1	3	15	9	6	32	1.4

CAREER SEC STATISTICS

Season	GP-GS	Min	Avg	FG	FGA	Pct	3FG	3FGA	Pct	FT	FTA	Pct	Off	Def	Tot	Avg	PF	FO	Ast	TO	Blk	Stl	Pts	Avg
2017	14-0	123	8.8	4	14	.286	0	1	.000	2	9	.222	6	21	27	1.9	21	1	1	10	6	3	10	0.7



#21 MAIK KOTSAR

FRESHMAN | FORWARD | 6'10" | HS

TALLIN, ESTONIA/SUNRISE CHRISTIAN ACADEMY

KOTSAR'S SEASON HIGHS

Points

16, vs. Syracuse (Nov. 26, 2016)

Field Goals

7, 3x, last vs. Vermont (Dec. 1, 2016)

Field Goal Attempts

13, vs. Clemson (Dec. 16, 2016)

3-Point Field Goals

-

3-Point Field Goal Attempts

-

Free Throws

4, vs. Auburn (Jan. 24, 2017)

Free Throw Attempts

7, vs. Auburn (Jan. 24, 2017)

Rebounds

11, vs. Lander (Dec. 27, 2016)

Assists

3, vs. FIU (Dec. 4, 2016)

Blocks

2, 5x, last vs. Tennessee (Feb. 25, 2017)

Steals

4, vs. FIU (Dec. 4, 2016)

Minutes

32, twice, last at Mississippi State (Feb. 11, 2017)

SUPERLATIVES

	Season	Career
Double-figure scoring	8	8
Double-doubles	1	1
3+ steals	1	1
Team high scoring*	1	1
Team high rebounding*	9	9
Team high blocks*	6	6

* led or shared team lead

SEASON NOTABLES

- Started first career game and scored four points with a pair of rebounds and a steal in opener vs. La Tech (Nov. 11)
- Scored in double figures (15 points) for the first time in his career in win vs. SC State (Nov. 18) after going a perfect 7-for-7 from the field, also led team with eight rebounds
- Posted 10 points and five rebounds in 23 minutes in win vs. No. 25/24 Michigan (Nov. 23), scored in double figures for the second straight game
- Finished tied for team-lead with career-high 16 points (7-of-9 shooting) in victory over No. 18/16 Syracuse (Nov. 26), had two steals and two rebounds in 30 minutes, which was new career-high for minutes played
- Tallied 14 points, including 12 in the second half, on 7-of-10 shooting in win vs. Vermont (Dec. 1) for his fourth-straight game in double-figures, also had five rebounds and a steal in 26 minutes
- Posted four points, six rebounds and set new career-highs with three assists and four steals in win vs. FIU (Dec. 4), five of six rebounds came on offensive glass
- Recorded four points, seven rebounds and two steals in loss vs. Seton Hall (Dec. 12) at Madison Square Garden, played only 19 minutes due to foul trouble
- Tallied 11 points (5-of-6) and led the team with nine rebounds (career-high) in win at USF (Dec. 17), played 30 minutes to match a career-high
- One of three Gamecocks in double-figures with 10 points (5-of-13) in loss vs. Clemson (Dec. 21), tied for team lead with eight rebounds, also had two steals in 27 minutes
- Collected first double-double of his career with 10 points, and 11 rebounds - which matched a team high - in win over Lander (Dec. 27)
- Grabbed eight rebounds to lead team in win at Tennessee (Jan. 11)
- Lead team after pulling down nine rebounds in win vs. No. 19/21 Florida (Jan. 18), also had five points an assist and a block
- Tied for team lead with eight rebounds in blowout win vs. Auburn (Jan. 24), also had eight points
- Set new career-high for minutes (32), which led the team in win at Mizzou (Jan. 28)
- Had seven points and tied for the team lead with seven rebounds in win vs. Georgia (Feb. 4)
- Logged first career SEC game in double figures with 10 points in win at Mississippi State (Feb. 11), tied for team lead with five rebounds while matching career-high 32 minutes played

2016-17

Opponent	Date	GS	Min	FG-FGA	Pct	3FG-FGA	Pct	FFTA	Pct	Off	Def	Tot	Avg	PF	FO	A	TO	Blk	Stl	Pts	Avg
Louisiana Tech	11/11/16	*	14	2-2	1.000	0-0	.000	0-3	.000	1	1	2	2.0	4	0	0	0	0	1	4	4.0
Holy Cross	11/13/16	*	15	2-2	1.000	0-0	.000	2-2	1.000	1	2	3	2.5	3	0	1	0	0	0	6	5.0
Monmouth	11/15/16	*	26	2-5	.400	0-0	.000	0-0	.000	1	1	2	2.3	4	0	1	1	0	0	4	4.7
SC State	11/18/16	*	23	7-7	1.000	0-0	.000	1-3	.333	4	4	8	3.8	1	0	1	0	2	0	15	7.3
Michigan	11/23/16	*	23	4-7	.571	0-0	.000	2-2	1.000	2	3	5	4.0	3	0	2	0	0	0	10	7.8
vs. Syracuse	11/26/16	*	30	7-9	.778	0-0	.000	2-2	1.000	0	2	2	3.7	3	0	0	2	0	2	16	9.2
Vermont	12/1/16	*	26	7-10	.700	0-0	.000	0-0	.000	0	5	5	3.9	2	0	0	2	0	1	14	9.9
FIU	12/4/16	*	25	2-5	.400	0-0	.000	0-0	.000	5	1	6	4.1	2	0	3	3	0	4	4	9.1
vs. Seton Hall	12/12/16	*	19	2-6	.333	0-0	.000	0-0	.000	3	4	7	4.4	4	0	0	1	0	2	4	8.6
at USF	12/17/16	*	30	5-6	.833	0-0	.000	1-3	.333	2	7	9	4.9	3	0	0	0	1	0	11	8.8
Clemson	12/21/16	*	27	5-13	.385	0-0	.000	0-1	.000	6	2	8	5.2	2	0	0	0	0	2	10	8.9
Lander	12/27/16	*	24	5-10	.500	0-0	.000	0-2	.000	4	7	11	5.7	2	0	0	0	2	0	10	9.0
at Memphis	12/30/16	*	30	2-7	.285	0-0	.000	1-2	.500	3	2	5	5.6	3	0	2	3	0	0	5	8.7
at Georgia	1/4/17	*	16	0-2	.000	0-0	.000	0-1	.000	0	1	1	5.3	4	0	0	0	0	0	0	8.1
Texas A&M	1/7/17	*	28	1-6	.167	0-0	.000	0-0	.000	2	3	5	5.3	2	0	0	0	1	0	2	7.7
at Tennessee	1/11/17	*	28	2-6	.333	0-0	.000	1-2	.500	4	4	8	5.4	3	0	1	5	0	0	5	7.5
Ole Miss	1/14/17	*	16	3-6	.500	0-0	.000	0-0	.000	5	1	6	5.5	5	1	0	2	2	1	6	7.4
Florida	1/18/17	*	26	2-6	.333	0-0	.000	1-2	.500	4	5	9	5.7	3	0	1	2	1	0	5	7.3
at Kentucky	1/21/17	*	16	2-2	1.000	0-0	.000	0-0	.000	0	1	1	5.4	4	0	1	1	0	1	4	7.1
Auburn	1/24/17	*	25	2-4	.500	0-0	.000	4-7	.571	1	7	8	5.6	4	0	2	0	0	1	8	7.2
at Missouri	1/28/17	*	32	1-5	.200	0-0	.000	0-0	.000	2	4	6	5.6	2	0	2	1	0	1	2	6.9
at LSU	2/1/17	*	20	1-4	.250	0-0	.000	0-4	.000	3	1	4	5.5	4	0	1	2	0	1	2	6.7
Georgia	2/4/17	*	22	2-5	.400	0-0	.000	3-4	.750	3	4	7	5.6	5	1	0	1	1	0	7	6.7
Alabama	2/7/17	*	24	1-5	.200	0-0	.000	0-0	.000	0	2	2	5.4	5	1	0	0	0	0	2	6.5
at Mississippi State	2/11/17	*	32	5-7	.714	0-0	.000	0-4	.000	2	3	5	5.4	3	0	0	2	0	1	10	6.6
Arkansas	2/15/17	*	32	1-2	.500	0-0	.000	0-0	.000	3	3	6	5.4	3	0	2	1	2	0	2	6.5
at Vanderbilt	2/18/17	*	17	0-4	.000	0-0	.000	0-0	.000	1	1	2	5.3	2	0	0	0	0	0	0	6.2
at Florida	2/21/17	*	15	2-6	.333	0-0	.000	0-0	.000	0	2	2	5.2	4	0	0	1	0	1	4	6.1
Tennessee	2/25/17	*	22	2-2	1.000	0-0	.000	0-0	.000	0	4	4	5.1	3	0	0	4	2	0	4	6.1
Mississippi State	2/28/17	*	22	2-2	1.000	0-0	.000	1-2	.500	1	2	3	5.1	3	0	0	2	0	1	5	6.0
at Ole Miss	3/4/17																				
vs. SEC Tournament	TBD																				
vs. NCAA Tournament	TBD																				

CAREER STATISTICS

Season	GP-GS	Min	Avg	FG	FGA	Pct	3FG	3FGA	Pct	FT	FTA	Pct	Off	Def	Tot	Avg	PF	FO	Ast	TO	Blk	Stl	Pts	Avg
2016-17	30-28	705	23.5	81	163	.497	0	0	.000	19	46	.413	63	89	152	5.1	95	3	19	37	14	20	181	6.0

CAREER SEC STATISTICS

Season	GP-GS	Min	Avg	FG	FGA	Pct	3FG	3FGA	Pct	FT	FTA	Pct	Off	Def	Tot	Avg	PF	FO	Ast	TO	Blk	Stl	Pts	Avg
2017	17-15	393	23.1	29	74	.392	0	0	.000	10	26	.385	31	48	79	4.6	59	3	10	24	9	8	68	4.0



#25 CHRISTIAN SCHMITT

FRESHMAN | GUARD | 6'0" | HS

MARS, PA. | MARS AREA HIGH SCHOOL

SEASON NOTABLES

- Made South Carolina debut in win vs. SC State (Nov. 18), played three minutes and attempted one 3
- Played one minute off the bench in win vs. Vermont (Dec. 1)
- Saw action vs. Lander (Dec. 27)
- Made SEC debut in win vs. Tennessee (Feb. 25)

SCHMITT'S SEASON HIGHS

Points

-

Field Goals

-

Field Goal Attempts

1, vs. SC State (Nov. 18, 2016)

3-Point Field Goals

-

3-Point Field Goal Attempts

1, vs. SC State (Nov. 18, 2016)

Free Throws

-

Free Throw Attempts

-

Rebounds

-

Assists

-

Blocks

-

Steals

-

Minutes

3, vs. SC State (Nov. 18, 2016)

2016-17

Opponent	Date	GS	Min	FG-FGA	Pct	3FG-FGA	Pct	FT-FTA	Pct	Off	Def	Tot	Avg	PF	FO	A	TO	Blk	Stl	Pts	Avg
Louisiana Tech	11/11/16	-	-	-	-	-	-	-DNP - Coaches Decision	-	-	-	-	-	-	-	-	-	-	-	-	-
Holy Cross	11/13/16	-	-	-	-	-	-	-DNP - Coaches Decision	-	-	-	-	-	-	-	-	-	-	-	-	-
Monmouth	11/15/16	-	-	-	-	-	-	-DNP - Coaches Decision	-	-	-	-	-	-	-	-	-	-	-	-	-
SC State	11/18/16	-	3	0-1	.000	0-1	.000	0-0	.000	0	0	0	0	0	0	0	2	0	0	0	0.0
Michigan	11/23/16	-	-	-	-	-	-	-DNP - Coaches Decision	-	-	-	-	-	-	-	-	-	-	-	-	-
vs. Syracuse	11/26/16	-	-	-	-	-	-	-DNP - Coaches Decision	-	-	-	-	-	-	-	-	-	-	-	-	-
Vermont	12/1/16	-	1	0-0	.000	0-0	.000	0-0	.000	0	0	0	0	0	0	0	0	0	0	0	0.0
FIU	12/4/16	-	-	-	-	-	-	-DNP - Coaches Decision	-	-	-	-	-	-	-	-	-	-	-	-	-
vs. Seton Hall	12/12/16	-	-	-	-	-	-	-DNP - Coaches Decision	-	-	-	-	-	-	-	-	-	-	-	-	-
at USF	12/17/16	-	-	-	-	-	-	-DNP - Coaches Decision	-	-	-	-	-	-	-	-	-	-	-	-	-
Clemson	12/21/16	-	-	-	-	-	-	-DNP - Coaches Decision	-	-	-	-	-	-	-	-	-	-	-	-	-
Lander	12/27/16	-	1	0-0	.000	0-0	.000	0-0	.000	0	0	0.0	0	0	0	0	0	0	0	0	0.0
at Memphis	12/30/16	-	1	0-0	.000	0-0	.000	0-0	.000	0	0	0.0	1	0	0	0	0	0	0	0	0.0
at Georgia	1/4/17	-	-	-	-	-	-	-DNP - Coaches Decision	-	-	-	-	-	-	-	-	-	-	-	-	-
Texas A&M	1/7/17	-	-	-	-	-	-	-DNP - Coaches Decision	-	-	-	-	-	-	-	-	-	-	-	-	-
at Tennessee	1/11/17	-	-	-	-	-	-	-DNP - Coaches Decision	-	-	-	-	-	-	-	-	-	-	-	-	-
Ole Miss	1/14/17	-	-	-	-	-	-	-DNP - Coaches Decision	-	-	-	-	-	-	-	-	-	-	-	-	-
Florida	1/18/17	-	-	-	-	-	-	-DNP - Coaches Decision	-	-	-	-	-	-	-	-	-	-	-	-	-
at Kentucky	1/21/17	-	-	-	-	-	-	-DNP - Coaches Decision	-	-	-	-	-	-	-	-	-	-	-	-	-
Auburn	1/24/17	-	-	-	-	-	-	-DNP - Coaches Decision	-	-	-	-	-	-	-	-	-	-	-	-	-
at Missouri	1/28/17	-	-	-	-	-	-	-DNP - Coaches Decision	-	-	-	-	-	-	-	-	-	-	-	-	-
at LSU	2/1/17	-	-	-	-	-	-	-DNP - Coaches Decision	-	-	-	-	-	-	-	-	-	-	-	-	-
Georgia	2/4/17	-	-	-	-	-	-	-DNP - Coaches Decision	-	-	-	-	-	-	-	-	-	-	-	-	-
Alabama	2/7/17	-	-	-	-	-	-	-DNP - Coaches Decision	-	-	-	-	-	-	-	-	-	-	-	-	-
at Mississippi State	2/11/17	-	-	-	-	-	-	-DNP - Coaches Decision	-	-	-	-	-	-	-	-	-	-	-	-	-
Arkansas	2/15/17	-	-	-	-	-	-	-DNP - Coaches Decision	-	-	-	-	-	-	-	-	-	-	-	-	-
at Vanderbilt	2/18/17	-	-	-	-	-	-	-DNP - Coaches Decision	-	-	-	-	-	-	-	-	-	-	-	-	-
at Florida	2/21/17	-	-	-	-	-	-	-DNP - Coaches Decision	-	-	-	-	-	-	-	-	-	-	-	-	-
Tennessee	2/25/17	-	1	0-0	.000	0-0	.000	0-0	.000	0	0	0.0	0	0	0	0	0	0	0	0	0.0
Mississippi State	2/28/17	-	-	-	-	-	-	-DNP - Coaches Decision	-	-	-	-	-	-	-	-	-	-	-	-	-
at Ole Miss	3/4/17	-	-	-	-	-	-	-DNP - Coaches Decision	-	-	-	-	-	-	-	-	-	-	-	-	-
vs. SEC Tournament	TBD	-	-	-	-	-	-	-	-	-	-	-	-	-	-	-	-	-	-	-	-
vs. NCAA Tournament	TBD	-	-	-	-	-	-	-	-	-	-	-	-	-	-	-	-	-	-	-	-

CAREER STATISTICS

Season	GP-GS	Min	Avg	FG	FGA	Pct	3FG	3FGA	Pct	FT	FTA	Pct	Off	Def	Tot	Avg	PF	FO	Ast	TO	Blk	Stl	Pts	Avg
2016-17	5-0	7	1.4	0	1	.000	0	1	.000	0	0	.000	0	0	0	0.0	1	0	0	2	0	0	0	0.0

CAREER SEC STATISTICS

Season	GP-GS	Min	Avg	FG	FGA	Pct	3FG	3FGA	Pct	FT	FTA	Pct	Off	Def	Tot	Avg	PF	FO	Ast	TO	Blk	Stl	Pts	Avg
2017	1-0	1	1.0	0	0	.000	0	0	.000	0	0	.000	0	0	0	0.0	0	0	0	0	0	0	0	0.0

THE LAST TIME...

AN INDIVIDUAL ...

Scored 20 or more points:	South Carolina: Sindarius Thornwell (22), vs. Mississippi State, Feb. 28, 2017, in Columbia, S.C. Opponent: KeVaughn Allen (26), Florida, Feb. 21, 2017, in Gainesville, Fla.
Scored 30 or more points:	South Carolina: Sindarius Thornwell (44), vs. Alabama, Feb. 7, 2017, in Columbia, S.C. Opponent: Kevin Punter (36), Tennessee, Jan. 23, 2016 in Knoxville, Tenn.
Scored 35 or more points:	South Carolina: Sindarius Thornwell (44) vs. Alabama, Feb. 7, 2017, in Columbia, S.C. Opponent: Kevin Punter (36), Tennessee, Jan. 23, 2016 in Knoxville, Tenn.
Scored 40 or more points:	South Carolina: Sindarius Thornwell (44), vs. Alabama, Feb. 7, 2017, in Columbia, S.C. Opponent: Austin Carr (43), Notre Dame, Dec. 30, 1969 in New Orleans, La.
Collected 20 or more rebounds:	South Carolina: Sindarius Thornwell (21), vs. Alabama, Feb. 7, 2017, in Columbia, S.C. Opponent: Ekpe Udoh (20), Baylor, Jan. 2, 2010 in Columbia, S.C.
Collected 15 or more rebounds:	South Carolina: Sindarius Thornwell (21), vs. Alabama, Feb. 7, 2017, in Columbia, S.C. Opponent: Sebastian Saiz (15), Ole Miss, Jan. 14, 2017, in Columbia, S.C.
Made 12 or more field goals:	South Carolina: Laimonas Chatkevicius (15), vs. High Point, March 15, 2016, in Columbia, S.C. Opponent: Michael Frazier II (12), Florida, March 4, 2014 in Columbia, S.C.
Made 10 or more field goals:	South Carolina: Sindarius Thornwell (10), vs. Arkansas, Feb. 15, 2017, in Columbia, S.C. Opponent: Wes Clark (10), Missouri, Jan. 16, 2016, in Columbia, S.C.
Attempted 20 or more field goals:	South Carolina: Sindarius Thornwell (25) & PJ Dozier (24), vs. Alabama, Feb. 7, 2017, in Columbia, S.C. Opponent: Avery Johnson Jr. (21), Alabama, Feb. 7, 2017, in Columbia, S.C.
Attempted 25 or more field goals:	South Carolina: Sindarius Thornwell, 25, vs. Alabama, Feb. 7, 2017 in Columbia, S.C. Opponent: Kemmy Burgess (Alaska-Anchorage), 26, Nov. 24, 2005 in Anchorage, Alaska
Dished 10 or more assists:	South Carolina: Devan Downey, 11, vs. LSU, March 13, 2008 in Atlanta, Ga. Opponent: 11, Jabril Durham, Arkansas, March 5, 2016 in Fayetteville, Ark.
Swiped 5 or more steals:	South Carolina: Sindarius Thornwell, 5, vs. Texas A&M, Jan. 7, 2017 in Columbia, S.C. Opponent: 5, Allen Payne, Auburn, Feb. 26, 2014 in Auburn, Ala.
Blocked 5 or more shots:	South Carolina: Chris Silva (5), vs. FIU, Dec. 4, 2016 in Columbia, S.C. Opponent: Avry Holmes (5), Clemson, Dec. 18, 2015 in Greenville, S.C.
Made 5 or more 3-point field goals:	South Carolina: Duane Notice (5), vs. Tennessee, Feb. 25, 2017, in Columbia, S.C. Opponent: Tyson Carter (5), Mississippi State, Feb. 11, 2017, in Starkville, Miss.
Attempted 8 or more 3-point field goals:	South Carolina: Duane Notice (8), vs. Tennessee, Feb. 25, 2017, in Columbia, S.C. Opponent: Tyson Carter (9), Mississippi State, Feb. 25, 2017, in Columbia, S.C.
Made 10 or more free throws:	South Carolina: Sindarius Thornwell (11), vs. Mississippi State, Feb. 25, 2017, in Columbia, S.C. Opponent: KeVaughn Allen (13), Florida, Feb. 21, 2017, in Gainesville, Fla.
Attempted 15 or more free throws:	South Carolina: Sindarius Thornwell (33), vs. Alabama, Feb. 7, 2017, in Columbia, S.C. Opponent: Ryan Rosburg (17), at Tennessee, Feb. 16, 2016 in Columbia, Mo.
Played all 40 minutes of regulation:	South Carolina: Duane Notice, vs. Texas A&M, Feb. 21, 2015 in Columbia, S.C. Opponent: Frank Sullivan, Auburn, Jan. 12, 2013 in Columbia, S.C.
A player hit a last-second shot (within 3 seconds) to win a game:	South Carolina: PJ Dozier (Buzzer Beater), vs. Monmouth, Nov. 15, 2016, in Columbia, S.C. Opponent: JJ Frazier (Free Throws), Georgia, March 11, 2016 in Nashville, Tenn.
A player had a double-double:	South Carolina: Chris Silva (15 points, 11 rebounds), vs. Mississippi State, Feb. 25, 2017, in Columbia, S.C. Opponent: Riley Norris (11 points, 14 rebounds), Alabama, Feb. 7, 2017, in Columbia, S.C.
Two or more players had a double-double:	S. Carolina: Michael Carrera (11 points, 10 rebounds), Sindarius Thornwell (18 points, 11 rebounds), at Georgia, Feb. 2, 2016, in Athens, Ga. Opponent: Alex Oriakhi (18 points, 11 rebounds), Earnest Ross (21 points, 10 rebounds) Missouri, Jan. 22, 2013 in Columbia, Mo.
A player had a triple-double:	South Carolina: Sam Muldrow (16 points, 14 rebounds, 10 blocks) vs. Vanderbilt, Jan. 8, 2011 in Columbia, S.C. *** Only second triple-double in South Carolina history (Chuck Eidson (25 points, 10 rebounds, 10 assists) vs. SC State, Nov. 29, 2002 in Columbia, S.C. Opponent: Daniel Hackett (Southern California - 22 points, 10 rebounds, 10 assists), Nov. 17, 2007 in Columbia, S.C.
Scored 30 or more points in back-to-back games:	South Carolina: Devan Downey, 30 vs. Kentucky, Jan. 26, 2010 in Columbia, S.C. 33 vs. Georgia, Jan. 30, 2010, in Columbia, S.C.
Scored 25 or more points in back-to-back games:	South Carolina: Sindarius Thornwell, 28 at Mississippi State, Feb. 11, 2017, in Starkville, Miss. 27 vs. Arkansas, Feb. 15, 2017 in Columbia, S.C.

A TEAM ...

Scored 100 or more points:	South Carolina: 103 vs. The Citadel, Nov. 12, 2007 in Columbia, S.C. Opponent: 107, Vanderbilt, Feb. 17, 1996 in Nashville, Tenn.
Scored 50 points or less:	South Carolina: 46, vs. Florida, March 4, 2014 in Columbia S.C. Opponent: 50, Vermont, Dec. 1, 2016 in Columbia, S.C.
Scored 50 points in a half:	South Carolina: 50 (1st half), at LSU, Feb. 1, 2017, in Baton Rouge, La. Opponent: 52 (2nd half), Georgia Jan. 22, 2014 in Athens, Ga.
Failed to score 25 points in a half:	South Carolina: 16 (1st half), vs. Alabama, Feb. 7, 2017, in Columbia, S.C. Opponent: 22 (1st half), Missouri, Jan. 28, 2017, in Columbia, Mo.

Collected 50 or more rebounds:	South Carolina: 52, vs. Alabama, Feb. 7, 2017, in Columbia, S.C. Opponent: 62, Alabama, Feb. 7, 2017, in Columbia, S.C.
Shot 60% or better from the field:	South Carolina: 60.0% (39-65), vs. High Point, March 15, 2016, in Columbia, S.C. Opponent: 69.6% (32-46) Missouri, Feb. 28, 2013, in Columbia, S.C.
Shot 50% or better from the field:	South Carolina: 50.0% (27-54), at Mississippi State, Feb. 11, 2017, in Starkville, Miss. Opponent: 53.6% (30-56), Arkansas, Feb. 15, 2017, in Columbia, S.C.
Shot less than 30% from the field:	South Carolina: 26.1% (23-88), vs. Alabama, Feb. 7, 2017, in Columbia, S.C. Opponent: 19.2% (10-52), Michigan, Nov. 23, 2016, in Columbia, S.C.
Shot 50% or better from 3-point range (at least 10 attempts):	South Carolina: 57.7% (15-26), vs. Auburn, Jan. 24, 2017, in Columbia, S.C. Opponent: 50.0% (7-14), Arkansas, Feb. 15, 2017, in Columbia, S.C.
Shot 20% or less from 3-point range (at least 10 attempts):	South Carolina: 16.1% (5-32), vs. Alabama, Feb. 7, 2017, in Columbia, S.C. Opponent: 7.7% (1-13), Tennessee, Feb. 25, 2017, in Columbia, S.C.
Dished 20 or more assists:	South Carolina: 23, vs. Auburn, Jan. 24, 2017, in Columbia, S.C. Opponent: 20, Mississippi State, Feb. 27, 2016, in Starkville, Miss.
Made 35 or more shots:	South Carolina: 35, vs. Lander, Dec. 27, 2016, in Columbia, S.C. Opponent: 35, vs. Tennessee, March 5, 2009, in Columbia, S.C.
Attempted 80 or more shots:	South Carolina: 88 vs. Alabama, Feb. 7, 2017, in Columbia, S.C. Opponent: 83, LSU, Feb. 10, 1996, in Columbia, S.C.
Attempted 70 or more shots:	South Carolina: 70, vs. Texas A&M, Jan. 7, 2017, in Columbia, S.C. Opponent: 71, Alabama, Feb. 7, 2017, in Columbia, S.C.
Made 10 or more 3-pointers:	South Carolina: 15, vs. Auburn, Jan. 24, 2017, in Columbia, S.C. Opponent: 11, Mississippi State, Feb. 11, 2017, in Starkville, Miss.
Did not make a 3-pointer:	South Carolina: vs. Milwaukee, Nov. 11, 2012, in Columbia, S.C. Opponent: Florida, Jan. 18, 2017, in Columbia, S.C.
Attempted 30 or more 3-pointers:	South Carolina: 31, vs. Alabama, Feb. 7, 2017, in Columbia, S.C. Opponent: 30, High Point, March 15, 2016, in Columbia, S.C.
Attempted 25 or more 3-pointers:	South Carolina: 25, at Missouri, Jan. 28, 2017, in Columbia, Mo. Opponent: 26, Mississippi State, Feb. 28, 2017, in Columbia, S.C.
Made 30 or more free throws:	South Carolina: 35, vs. Alabama, Feb. 7, 2017, in Columbia, S.C. Opponent: 30, Tennessee, Jan. 23, 2016, in Knoxville, Tenn.
Attempted 40 or more free throws:	South Carolina: 50, vs. Alabama, Feb. 7, 2017, in Columbia, S.C. Opponent: 42, Kentucky, March 1, 2014, in Columbia, S.C.
Swiped 15 or more steals:	South Carolina: 15 vs. Vanderbilt, Jan. 16, 2010, in Columbia, S.C. Opponent: 15, Monmouth, Nov. 15, 2016, in Columbia, S.C.
Blocked 12 or more shots:	South Carolina: 12, vs. Vanderbilt, Jan. 8, 2011, in Columbia, S.C. Opponent: 12, Mississippi State, Jan. 26, 2016, in Columbia, S.C.
Blocked 8 or more shots:	South Carolina: 8, at Georgia, Jan. 4, 2017, in Athens, Ga. Opponent: 8, Vanderbilt, Feb. 18, 2017, in Nashville, Tenn.
Won by 30 or more points:	South Carolina: 42, vs. SC State, Nov. 18, 2016, in Columbia, S.C. Opponent: 34, Kentucky, Feb. 14, 2015, in Lexington, Ky.
Won by 20 or more points:	South Carolina: 27, vs. Tennessee, Feb. 25, 2017, in Columbia, S.C. Opponent: 27, Kentucky, Feb. 13, 2016, in Columbia, S.C.
Played a single overtime game:	Win: 70-69, vs. Monmouth, Nov. 15, 2016, in Columbia, S.C. Loss: 62-54 at Georgia, Feb. 23, 2013, in Athens, Ga.
Played a double overtime game:	Win: 87-85 vs. WKU, Nov. 27, 2010, in Bowling Green, Ky. Loss: 98-88 vs. Louisville, Feb. 20, 1988, in Columbia, S.C.
South Carolina played a No. 1 Team in the country:	Win: 68-62 vs. Kentucky, Jan. 26, 2010, in Columbia, S.C. Loss: 77-43 loss at Kentucky, Feb. 14, 2015, in Lexington, Ky.
South Carolina played a top-5 opponent:	Win: 68-62 vs. No. 1/1 Kentucky, Jan. 26, 2010, in Columbia, S.C. Loss: 85-69 loss to No. 5/5 Kentucky, Jan. 21, 2017, in Lexington, Ky.
South Carolina played a top-10 opponent:	Win: 81-78 at No. 8/8 Texas A&M, Feb. 6, 2016, in College Station, Texas Loss: 58-43 loss vs. Kentucky, Jan. 24, 2015, in Columbia, S.C.
South Carolina played a top-25 opponent:	Win: 57-53 vs. No. 19/21 Florida, Jan. 18, 2017, in Columbia, S.C. Loss: 81-66 loss vs. No. 13/12 Florida, Feb. 21, 2017, in Gainesville, Fla.
South Carolina defeated a ranked opponent:	Home: 57-53 win vs. No. 19/21 Florida, Jan. 18, 2017, in Columbia, S.C. Away: 77-73 win at No. 13/19 Vanderbilt, March 6, 2010, in Nashville, Tenn. Neutral: 64-50 win vs. No. 18/16 Syracuse, Nov. 26, 2016, in Brooklyn, N.Y. SEC Home: 57-53 win vs. No. 19/21 Florida, Jan. 18, 2017, in Columbia, S.C. SEC Away: 81-78 win at No. 8/8 Texas A&M, Feb. 6, 2016, in College Station, Texas Non-conference away: 85-84 win at No. 19/20 Baylor, Jan. 2, 2009, in Waco, Texas
South Carolina defeated a top 10 opponent:	Home: 68-62 win vs. No. 1/1 Kentucky, Jan. 26, 2010, in Columbia, S.C. Away: 81-78 win at No. 8/8 Texas A&M, Feb. 6, 2016, in College Station, Texas Neutral: 64-60 win vs. No. 9/9 Iowa State, Jan. 3, 2015, in Brooklyn, N.Y.
A South Carolina win opened the season:	Home: 85-76 win vs. La Tech on Nov. 11, 2016, in Columbia, S.C. Away: 81-63 win at Western Carolina, Nov. 12, 2005, in Cullowhee, N.C. Neutral: 74-61 win vs. Chaminade, Nov. 19, 2001, in Maui, Hawaii (Maui Invite)
South Carolina opened SEC play:	Home: 79-68 win vs. Texas A&M, Jan. 7, 2017, in Columbia, S.C. Away: 67-61 win at Georgia, Jan. 4, 2017, in Athens, Ga.



2016-17 South Carolina Basketball
 South Carolina Combined Team Statistics (as of Feb 28, 2017)
 All games

Overall record: 22-8 Conf: 12-5 Home: 15-3 Away: 6-4 Neutral: 1-1

##	Player	gp-gs	min	avg	Total		3-Point		F-Throw		Rebounds				pf	dq	a	to	blk	stl	pts	avg		
					fg-fga	fg%	3fg-fga	3fg%	ft-fa	ft%	off	def	tot	avg										
00	THORNWELL, Sindari	24-24	811	33.8	151-338	.447	39-99	.394	163-191	.853	62	113	175	7.3	54	0	67	57	22	53	504	21.0		
15	DOZIER, PJ	29-29	822	28.3	148-374	.396	37-115	.322	62-106	.585	28	107	135	4.7	82	3	83	61	7	49	395	13.6		
10	NOTICE, Duane	30-30	985	32.8	98-256	.383	58-170	.341	59-87	.678	23	48	71	2.4	42	0	70	44	7	32	313	10.4		
30	SILVA, Chris	30-30	604	20.1	102-183	.557	0-0	.000	99-135	.733	66	109	175	5.8	114	9	10	62	40	17	303	10.1		
21	KOTSAR, Maik	30-28	705	23.5	81-163	.497	0-0	.000	19-46	.413	63	89	152	5.1	95	3	19	37	14	20	181	6.0		
04	FELDER, Rakym	29-1	404	13.9	48-120	.400	30-68	.441	30-45	.667	7	35	42	1.4	36	0	39	45	4	16	156	5.4		
20	MCKIE, Justin	30-7	557	18.6	50-135	.370	21-65	.323	15-24	.625	22	45	67	2.2	44	0	41	20	3	18	136	4.5		
02	GRAVETT, Hassani	28-1	501	17.9	33-111	.297	13-57	.228	20-30	.667	12	32	44	1.6	42	1	40	34	1	13	99	3.5		
05	BLANTON, TeMarcus	18-0	119	6.6	10-25	.400	4-12	.333	4-8	.500	8	14	22	1.2	9	0	2	5	0	6	28	1.6		
24	KEITA, Sedee	23-0	246	10.7	12-41	.293	0-1	.000	8-17	.471	18	34	52	2.3	35	1	3	15	9	6	32	1.4		
23	HINSON, Evan	5-0	13	2.6	1-4	.250	1-3	.333	2-2	1.000	0	3	3	0.6	3	0	1	0	0	2	5	1.0		
14	TUT, Ran	12-0	61	5.1	6-15	.400	0-1	.000	0-0	.000	4	11	15	1.3	3	0	2	1	3	3	12	1.0		
31	HOLLIMAN, Jarrell	14-0	86	6.1	3-8	.375	0-0	.000	2-2	1.000	4	6	10	0.7	17	0	2	2	1	0	8	0.6		
12	GUEYE, Khadim	26-0	193	7.4	3-12	.250	0-0	.000	5-8	.625	8	16	24	0.9	39	0	2	10	7	2	11	0.4		
13	CORCHIANI, Tommy	5-0	11	2.2	0-0	.000	0-0	.000	0-0	.000	0	1	1	0.2	4	0	0	1	0	0	0	0.0		
25	SCHMITT, Christian	5-0	7	1.4	0-1	.000	0-1	.000	0-0	.000	0	0	0	0.0	1	0	0	2	0	0	0	0.0		
Team											56	55	111											
Total.....		30	6125		746-1786	.418	203-592	.343	488-701	.696	381	718	1099	36.6	620	17	381	407	118	237	2183	72.8		
Opponents.....		30	6125		625-1585	.394	155-542	.286	519-727	.714	326	725	1051	35.0	628	15	279	522	112	193	1924	64.1		

TEAM STATISTICS	SC	OPP	Date	Opponent	Score	Att.					
SCORING	2183	1924	11/11/16	LOUISIANA TECH	w 85-76	13344					
Points per game	72.8	64.1	^ 11/13/16	HOLY CROSS	w 81-49	9270					
Scoring margin	+8.6	-	^ 11/15/16	MONMOUTH	wot 70-69	9779					
FIELD GOALS-ATT	746-1786	625-1585	^ 11/18/16	SC STATE	w 92-50	10159					
Field goal pct	.418	.394	11/23/16	MICHIGAN	w 61-46	13051					
3 POINT FG-ATT	203-592	155-542	\$ 11/26/16	vs Syracuse	w 64-50	8733					
3-point FG pct	.343	.286	12/1/16	VERMONT	w 68-50	11579					
3-pt FG made per game	6.8	5.2	12/4/16	FIU	w 70-54	10587					
FREE THROWS-ATT	488-701	519-727	12/12/16	vs SETON HALL	L 64-67	7558					
Free throw pct	.696	.714	12/17/16	at USF	w 77-66	2489					
F-Throws made per game	16.3	17.3	12/21/16	CLEMSON	L 60-62	17026					
REBOUNDS	1099	1051	12/27/16	LANDER	w 90-62	10088					
Rebounds per game	36.6	35.0	12/30/16	at Memphis	L 54-70	10812					
Rebounding margin	+1.6	-	* 01/04/17	at Georgia	w 67-61	8856					
ASSISTS	381	279	* 1/7/17	TEXAS A&M	w 79-68	14249					
Assists per game	12.7	9.3	* 01/11/17	at Tennessee	w 70-60	13794					
TURNOVERS	407	522	* 1/14/17	OLE MISS	w 67-56	15202					
Turnovers per game	13.6	17.4	* 1/18/17	FLORIDA	w 57-53	15638					
Turnover margin	+3.8	-	* 01-21-17	at Kentucky	L 69-85	24389					
Assist/turnover ratio	0.9	0.5	* 1/24/17	AUBURN	w 98-69	14356					
STEALS	237	193	* 1-28-17	at Mizzou	w 63-53	10190					
Steals per game	7.9	6.4	* 02/01/17	at LSU	w 88-63	6478					
BLOCKS	118	112	* 2/4/17	GEORGIA	w 77-75	18000					
Blocks per game	3.9	3.7	* 2/7/17	ALABAMA	Lo4 86-90	14450					
ATTENDANCE	241126	122456	* 02-11-17	at Mississippi State	w 77-73	7635					
Home games-Avg/Game	18-13396	10-10616	* 2/15/17	ARKANSAS	L 76-83	13001					
Neutral site-Avg/Game	-	2-8146	* 02/18/17	at Vanderbilt	L 62-71	10471					
Score by Periods	1st	2nd	OT	OT2	OT3	OT4	Totals	* 2/21/17	at Florida	L 66-81	11051
South Carolina	1056	1088	16	11	8	4	2183	* 2/25/17	TENNESSEE	w 82-55	16117
Opponents	894	988	15	11	8	8	1924	* 2/28/17	MISSISSIPPI STATE	w 63-57	15230

^ = Brooklyn Hoops Holiday Invitational (Columbia, S.C.)
 \$ = Brooklyn Hoops Holiday Invitational (Brooklyn, N.Y.)
 * = Conference game



2016-17 South Carolina Basketball
 South Carolina Combined Team Statistics (as of Feb 28, 2017)
 Conference games

Overall record: 12-5 Conf: 12-5 Home: 7-2 Away: 5-3 Neutral: 0-0

##	Player	gp-gs	min	avg	Total		3-Point		F-Throw		Rebounds				pf	dq	a	to	blk	stl	pts	avg
					fg-fga	fg%	3fg-fga	3fg%	ft-fa	ft%	off	def	tot	avg								
00	THORNWELL, Sindari	17-17	594	34.9	110-252	.437	25-70	.357	128-151	.848	48	80	128	7.5	40	0	38	38	13	42	373	21.9
15	DOZIER, PJ	16-16	468	29.3	72-208	.346	14-63	.222	38-72	.528	17	56	73	4.6	45	2	45	34	4	18	196	12.3
30	SILVA, Chris	17-17	361	21.2	62-113	.549	0-0	.000	62-82	.756	35	54	89	5.2	64	5	5	36	14	11	186	10.9
10	NOTICE, Duane	17-17	578	34.0	58-138	.420	34-92	.370	33-48	.688	14	29	43	2.5	27	0	36	19	6	21	183	10.8
04	FELDER, Rakym	17-1	234	13.8	28-77	.364	16-41	.390	22-32	.688	4	24	28	1.6	22	0	19	28	0	9	94	5.5
21	KOTSAR, Maik	17-15	393	23.1	29-74	.392	0-0	.000	10-26	.385	31	48	79	4.6	59	3	10	24	9	8	68	4.0
20	MCKIE, Justin	17-1	273	16.1	20-55	.364	13-31	.419	6-10	.600	11	17	28	1.6	24	0	21	11	1	7	59	3.5
02	GRAVETT, Hassani	16-1	247	15.4	14-52	.269	6-27	.222	12-16	.750	7	12	19	1.2	19	0	17	16	0	6	46	2.9
05	BLANTON, TeMarcus	15-0	105	7.0	7-20	.350	2-9	.222	3-6	.500	7	10	17	1.1	9	0	2	4	0	6	19	1.3
14	TUT, Ran	5-0	16	3.2	3-6	.500	0-0	.000	0-0	.000	0	0	0	0.0	2	0	0	1	0	0	6	1.2
23	HINSON, Evan	5-0	13	2.6	1-4	.250	1-3	.333	2-2	1.000	0	3	3	0.6	3	0	1	0	0	2	5	1.0
24	KEITA, Sedee	14-0	123	8.8	4-14	.286	0-1	.000	2-9	.222	6	21	27	1.9	21	1	1	10	6	3	10	0.7
31	HOLLIMAN, Jarrell	3-0	16	5.3	1-2	.500	0-0	.000	0-0	.000	2	0	2	0.7	5	0	0	1	0	0	2	0.7
13	CORCHIANI, Tommy	2-0	6	3.0	0-0	.000	0-0	.000	0-0	.000	0	0	0	0.0	1	0	0	0	0	0	0	0.0
25	SCHMITT, Christian	1-0	1	1.0	0-0	.000	0-0	.000	0-0	.000	0	0	0	0.0	0	0	0	0	0	0	0	0.0
12	GUEYE, Khadim	13-0	72	5.5	0-2	.000	0-0	.000	0-0	.000	2	5	7	0.5	14	0	1	5	1	1	0	0.0
Team											33	32	65				6					
Total.....		17	3500		409-1017	.402	111-337	.329	318-454	.700	217	391	608	35.8	355	11	196	233	54	134	1247	73.4
Opponents.....		17	3500		384-914	.420	96-315	.305	289-400	.723	183	434	617	36.3	381	10	177	315	81	102	1153	67.8

TEAM STATISTICS	SC	OPP	Date	Opponent	Score	Att.
SCORING	1247	1153	* 01/04/17	at Georgia	w 67-61	8856
Points per game	73.4	67.8	* 1/7/17	TEXAS A&M	w 79-68	14249
Scoring margin	+5.5	-	* 01/11/17	at Tennessee	w 70-60	13794
FIELD GOALS-ATT	409-1017	384-914	* 1/14/17	OLE MISS	w 67-56	15202
Field goal pct	.402	.420	* 1/18/17	FLORIDA	w 57-53	15638
3 POINT FG-ATT	111-337	96-315	* 01-21-17	at Kentucky	L 69-85	24389
3-point FG pct	.329	.305	* 1/24/17	AUBURN	w 98-69	14356
3-pt FG made per game	6.5	5.6	* 1-28-17	at Mizzou	w 63-53	10190
FREE THROWS-ATT	318-454	289-400	* 02/01/17	at LSU	w 88-63	6478
Free throw pct	.700	.723	* 2/4/17	GEORGIA	w 77-75	18000
F-Throws made per game	18.7	17.0	* 2/7/17	ALABAMA	Lo4 86-90	14450
REBOUNDS	608	617	* 02-11-17	at Mississippi State	w 77-73	7635
Rebounds per game	35.8	36.3	* 2/15/17	ARKANSAS	L 76-83	13001
Rebounding margin	-0.5	-	* 02/18/17	at Vanderbilt	L 62-71	10471
ASSISTS	196	177	* 2/21/17	at Florida	L 66-81	11051
Assists per game	11.5	10.4	* 2/25/17	TENNESSEE	w 82-55	16117
TURNOVERS	233	315	* 2/28/17	MISSISSIPPI STATE	w 63-57	15230
Turnovers per game	13.7	18.5				
Turnover margin	+4.8	-				
Assist/turnover ratio	0.8	0.6				
STEALS	134	102				
Steals per game	7.9	6.0				
BLOCKS	54	81				
Blocks per game	3.2	4.8				
ATTENDANCE	136243	92864				
Home games-Avg/Game	9-15138	8-11608				
Neutral site-Avg/Game	-	0-0				

^ = Brooklyn Hoops Holiday Invitational (Columbia, S.C.)
 \$ = Brooklyn Hoops Holiday Invitational (Brooklyn, N.Y.)
 * = Conference game

Score by Periods	1st	2nd	OT	OT2	OT3	OT4	Totals
South Carolina	571	647	6	11	8	4	1247
Opponents	535	585	6	11	8	8	1153



2016-17 South Carolina Basketball
 South Carolina Team Game-by-Game Comparison (as of Mar 03, 2017)
 All games

Opponent	1st	2nd	Score	Mar	Total FG	FG Pct	3-Pointers	3FG Pct	Free Throws	FT Pct	Rebounds	Assist	T/Over	Block	Steal	Fouls
LOUISIANA TECH	42/31	43/45	85-76	+9	30-57/24-55	.526/.436	9-18/7-20	.500/.350	16-26/21-30	.615/.700	35/29 +6	16/8	15/14	4/4	6/11	20/28
HOLY CROSS	44/32	37/17	81-49	+32	27-46/17-45	.587/.378	12-24/5-20	.500/.250	15-16/10-15	.938/.667	32/16 +16	17/12	11/9	6/0	4/3	17/16
MONMOUTH	29/22	31/38	70-69	+1	23-68/20-65	.338/.308	7-23/6-28	.304/.214	17-25/23-27	.680/.852	46/41 +5	15/10	20/18	5/4	7/15	22/24
SC STATE	50/25	42/25	92-50	+42	33-65/16-52	.508/.308	8-24/5-14	.333/.357	18-21/13-21	.857/.619	47/24 +23	17/6	13/14	9/1	6/6	17/19
MICHIGAN	33/27	28/19	61-46	+15	23-53/10-52	.434/.192	4-15/2-26	.267/.077	11-18/24-32	.611/.750	40/36 +4	10/2	13/16	6/0	5/7	24/17
Syracuse	37/26	27/24	64-50	+14	23-51/14-44	.451/.318	4-13/6-15	.308/.400	14-19/16-26	.737/.615	37/30 +7	13/9	15/17	1/2	12/6	21/19
VERMONT	43/32	25/18	68-50	+18	29-62/18-51	.468/.353	4-13/5-20	.308/.250	6-7/9-14	.857/.643	36/31 +5	18/5	13/18	3/2	11/7	15/14
FIU	36/22	34/32	70-54	+16	25-61/19-46	.410/.413	8-21/5-15	.381/.333	12-19/11-16	.632/.688	34/35 (1)	15/5	9/23	6/1	13/7	17/18
SETON HALL	34/27	30/40	64-67	(3)	22-57/19-55	.386/.345	5-16/3-12	.313/.250	15-25/26-36	.600/.722	35/49 (14)	6/6	13/17	4/2	10/6	23/18
USF	31/37	46/29	77-66	+11	27-62/21-50	.435/.420	10-25/6-11	.400/.545	13-20/18-27	.650/.667	34/41 (7)	18/5	7/17	4/2	9/3	21/18
CLEMSON	25/29	35/33	60-62	(2)	22-62/21-51	.355/.412	2-16/3-16	.125/.188	14-20/17-27	.700/.630	35/36 (1)	10/8	14/15	4/5	8/9	22/21
LANDER	53/16	37/46	90-62	+28	35-68/22-62	.515/.355	10-22/5-23	.455/.217	10-16/13-19	.625/.684	45/34 +11	18/12	12/13	10/4	6/7	16/17
Memphis	28/33	26/37	54-70	(16)	18-57/20-43	.316/.465	9-25/1-7	.360/.143	9-15/29-37	.600/.784	35/32 +3	12/14	19/16	2/4	6/4	30/18
Georgia	36/34	31/27	67-61	+6	26-61/17-47	.426/.362	5-17/4-13	.294/.308	10-17/23-30	.588/.767	34/40 (6)	11/10	8/16	8/3	7/2	23/17
TEXAS A&M	36/38	43/30	79-68	+11	28-70/27-51	.400/.529	9-25/11-19	.360/.579	14-17/3-5	.824/.600	30/37 (7)	14/16	6/25	2/4	11/3	10/15
Tennessee	27/21	43/39	70-60	+10	22-54/17-52	.407/.327	7-13/1-11	.538/.091	19-27/25-33	.704/.758	38/37 +1	12/10	22/22	5/5	12/6	26/22
OLE MISS	34/20	33/36	67-56	+11	20-55/17-55	.364/.309	5-20/5-17	.250/.294	22-31/17-23	.710/.739	42/32 +10	12/8	20/21	3/3	10/9	19/23
FLORIDA	21/28	36/25	57-53	+4	15-51/19-54	.294/.352	4-13/0-17	.308/.000	23-34/15-28	.676/.536	41/37 +4	8/8	15/16	6/5	7/9	28/27
Kentucky	38/47	31/38	69-85	(16)	24-58/28-48	.414/.583	5-20/8-20	.250/.400	16-19/21-28	.842/.750	27/32 (5)	11/17	13/17	1/5	7/6	26/16
AUBURN	48/27	50/42	98-69	+29	30-61/21-59	.492/.356	15-26/3-21	.577/.143	23-33/24-39	.697/.615	38/37 +1	23/8	15/19	5/8	7/7	29/24
Mizzou	26/22	37/31	63-53	+10	20-57/20-56	.351/.357	9-25/1-17	.360/.059	14-19/12-17	.737/.706	43/38 +5	9/8	14/15	4/0	6/2	19/21
LSU	50/32	38/31	88-63	+25	30-61/24-60	.492/.400	7-21/6-20	.333/.300	21-31/9-14	.677/.643	38/36 +2	10/10	14/22	1/3	10/7	17/23
GEORGIA	38/38	39/37	77-75	+2	26-60/24-49	.433/.490	11-24/5-9	.458/.556	14-25/22-28	.560/.786	28/36 (8)	13/12	8/15	2/5	9/6	22/20
ALABAMA	16/32	41/25	86-90	(4)	23-88/30-71	.261/.423	5-31/8-27	.161/.296	35-50/22-33	.700/.667	52/62 (10)	7/11	14/24	2/5	11/6	26/36
Mississippi State	36/36	41/37	77-73	+4	27-54/27-51	.500/.529	6-15/11-27	.400/.407	17-29/8-12	.586/.667	28/31 (3)	12/12	11/19	2/4	4/5	15/27
ARKANSAS	32/39	44/44	76-83	(7)	28-65/30-56	.431/.536	6-22/7-14	.273/.500	14-17/16-18	.824/.889	29/32 (3)	15/12	12/13	4/6	3/6	18/19
Vanderbilt	30/27	32/44	62-71	(9)	24-56/20-45	.429/.444	1-9/9-25	.111/.360	13-22/22-32	.591/.688	33/36 (3)	7/9	12/15	1/8	6/4	22/22
Florida	33/35	33/46	66-81	(15)	22-56/25-51	.393/.490	3-14/9-19	.214/.474	19-22/22-27	.864/.815	30/34 (4)	8/13	15/16	1/4	7/9	22/21
TENNESSEE	38/30	44/25	82-55	+27	27-60/18-54	.450/.333	9-23/1-13	.391/.077	19-26/18-21	.731/.857	38/29 +9	15/3	18/20	6/6	7/9	19/22
MISSISSIPPI STATE	32/29	31/28	63-57	+6	17-50/20-55	.340/.364	4-19/7-26	.211/.269	25-35/10-12	.714/.833	39/31 +8	9/10	16/20	1/7	10/6	14/26

Note: Game totals are displayed in the format TEAM/OPPONENT for each category



2016-17 South Carolina Basketball
 South Carolina Category Leaders (as of Mar 03, 2017)
 All games

Points	G	Pts	Pts/G
THORNWELL, Sindarius	24	504	21.0
DOZIER, PJ	29	395	13.6
NOTICE, Duane	30	313	10.4
SILVA, Chris	30	303	10.1
KOTSAR, Maik	30	181	6.0
FELDER, Rakym	29	156	5.4
MCKIE, Justin	30	136	4.5
GRAVETT, Hassani	28	99	3.5
KEITA, Sedee	23	32	1.4
BLANTON, TeMarcus	18	28	1.6
TUT, Ran	12	12	1.0
GUEYE, Khadim	26	11	0.4

FG Percentage	FG	Att	Pct
SILVA, Chris	102	183	.557
KOTSAR, Maik	81	163	.497
THORNWELL, Sindarius	151	338	.447
FELDER, Rakym	48	120	.400
TUT, Ran	6	15	.400
BLANTON, TeMarcus	10	25	.400
DOZIER, PJ	148	374	.396
NOTICE, Duane	98	256	.383
HOLLIMAN, Jarrell	3	8	.375
MCKIE, Justin	50	135	.370
GRAVETT, Hassani	33	111	.297
KEITA, Sedee	12	41	.293

3-Point Percentage	3FG	Att	Pct
FELDER, Rakym	30	68	.441
THORNWELL, Sindarius	39	99	.394
NOTICE, Duane	58	170	.341
HINSON, Evan	1	3	.333
BLANTON, TeMarcus	4	12	.333
MCKIE, Justin	21	65	.323
DOZIER, PJ	37	115	.322
GRAVETT, Hassani	13	57	.228
TUT, Ran	0	1	.000
SCHMITT, Christian	0	1	.000
KEITA, Sedee	0	1	.000

Free Throw Percent	FG	Att	Pct
HOLLIMAN, Jarrell	2	2	1.000
HINSON, Evan	2	2	1.000
THORNWELL, Sindarius	163	191	.853
SILVA, Chris	99	135	.733
NOTICE, Duane	59	87	.678
FELDER, Rakym	30	45	.667
GRAVETT, Hassani	20	30	.667
GUEYE, Khadim	5	8	.625
MCKIE, Justin	15	24	.625
DOZIER, PJ	62	106	.585
BLANTON, TeMarcus	4	8	.500
KEITA, Sedee	8	17	.471

Scoring Average	G	Pts	Avg/G
THORNWELL, Sindarius	24	504	21.0
DOZIER, PJ	29	395	13.6
NOTICE, Duane	30	313	10.4
SILVA, Chris	30	303	10.1
KOTSAR, Maik	30	181	6.0
FELDER, Rakym	29	156	5.4
MCKIE, Justin	30	136	4.5
GRAVETT, Hassani	28	99	3.5
BLANTON, TeMarcus	18	28	1.6
KEITA, Sedee	23	32	1.4
TUT, Ran	12	12	1.0
HINSON, Evan	5	5	1.0

Field Goal Attempts	G	Att	Att/G
DOZIER, PJ	29	374	12.9
THORNWELL, Sindarius	24	338	14.1
NOTICE, Duane	30	256	8.5
SILVA, Chris	30	183	6.1
KOTSAR, Maik	30	163	5.4

Field Goals Made	G	Made	Made/G
THORNWELL, Sindarius	24	151	6.3
DOZIER, PJ	29	148	5.1
SILVA, Chris	30	102	3.4
NOTICE, Duane	30	98	3.3
KOTSAR, Maik	30	81	2.7

3-Point FG Attempts	G	Att	Att/G
NOTICE, Duane	30	170	5.7
DOZIER, PJ	29	115	4.0
THORNWELL, Sindarius	24	99	4.1
FELDER, Rakym	29	68	2.3
MCKIE, Justin	30	65	2.2

3-Point FG Made	G	Made	Made/G
NOTICE, Duane	30	58	1.9
THORNWELL, Sindarius	24	39	1.6
DOZIER, PJ	29	37	1.3
FELDER, Rakym	29	30	1.0
MCKIE, Justin	30	21	0.7

Free Throw Attempts	G	Att	Att/G
THORNWELL, Sindarius	24	191	8.0
SILVA, Chris	30	135	4.5
DOZIER, PJ	29	106	3.7
NOTICE, Duane	30	87	2.9
KOTSAR, Maik	30	46	1.5

Free Throws Made	G	Made	Made/G
THORNWELL, Sindarius	24	163	6.8
SILVA, Chris	30	99	3.3
DOZIER, PJ	29	62	2.1
NOTICE, Duane	30	59	2.0
FELDER, Rakym	29	30	1.0



2016-17 South Carolina Basketball
 South Carolina Category Leaders (as of Mar 03, 2017)
 All games

Rebounds	G	Reb	Reb/G
THORNWELL, Sindarius	24	175	7.3
SILVA, Chris	30	175	5.8
KOTSAR, Maik	30	152	5.1
DOZIER, PJ	29	135	4.7
NOTICE, Duane	30	71	2.4

Rebound Average	G	Reb	Avg/G
THORNWELL, Sindarius	24	175	7.3
SILVA, Chris	30	175	5.8
KOTSAR, Maik	30	152	5.1
DOZIER, PJ	29	135	4.7
NOTICE, Duane	30	71	2.4

Offensive Rebounds	G	No.	Avg/G
SILVA, Chris	30	66	2.2
KOTSAR, Maik	30	63	2.1
THORNWELL, Sindarius	24	62	2.6
DOZIER, PJ	29	28	1.0
NOTICE, Duane	30	23	0.8

Defensive Rebounds	G	No.	Avg/G
THORNWELL, Sindarius	24	113	4.7
SILVA, Chris	30	109	3.6
DOZIER, PJ	29	107	3.7
KOTSAR, Maik	30	89	3.0
NOTICE, Duane	30	48	1.6

Fouls	G	No.	Per/G
SILVA, Chris	30	114	3.8
KOTSAR, Maik	30	95	3.2
DOZIER, PJ	29	82	2.8
THORNWELL, Sindarius	24	54	2.3
MCKIE, Justin	30	44	1.5

Foulsouts	G	No.
SILVA, Chris	30	9
DOZIER, PJ	29	3
KOTSAR, Maik	30	3
GRAVETT, Hassani	28	1
KEITA, Sedee	23	1

Assists	G	No.	Ast/G
DOZIER, PJ	29	83	2.9
NOTICE, Duane	30	70	2.3
THORNWELL, Sindarius	24	67	2.8
MCKIE, Justin	30	41	1.4
GRAVETT, Hassani	28	40	1.4

Steals	G	No.	Stl/G
THORNWELL, Sindarius	24	53	2.2
DOZIER, PJ	29	49	1.7
NOTICE, Duane	30	32	1.1
KOTSAR, Maik	30	20	0.7
MCKIE, Justin	30	18	0.6

Blocked Shots	G	No.	Blk/G
SILVA, Chris	30	40	1.3
THORNWELL, Sindarius	24	22	0.9
KOTSAR, Maik	30	14	0.5
KEITA, Sedee	23	9	0.4
DOZIER, PJ	29	7	0.2
GUEYE, Khadim	26	7	0.3
NOTICE, Duane	30	7	0.2

Minutes	G	No.	Min/G
NOTICE, Duane	30	985	32.8
DOZIER, PJ	29	822	28.3
THORNWELL, Sindarius	24	811	33.8
KOTSAR, Maik	30	705	23.5
SILVA, Chris	30	604	20.1

Turnovers	G	No.	TO/G
SILVA, Chris	30	62	2.1
DOZIER, PJ	29	61	2.1
THORNWELL, Sindarius	24	57	2.4
FELDER, Rakym	29	45	1.6
NOTICE, Duane	30	44	1.5



2016-17 South Carolina Basketball
South Carolina Team High/Low Analysis (as of Mar 03, 2017)
All games

South Carolina - TEAM GAME HIGHS

POINTS	98	AUBURN (1/24/17)
	92	SC STATE (11/18/16)
	90	LANDER (12/27/16)
	88	at LSU (02/01/17)
	86	ALABAMA (2/7/17)
FIELD GOALS MADE	35	LANDER (12/27/16)
	33	SC STATE (11/18/16)
FIELD GOAL ATTEMPTS	88	ALABAMA (2/7/17)
	70	TEXAS A&M (1/7/17)
FIELD GOAL PERCENTAGE	.587 (27-46)	HOLY CROSS (11/13/16)
	.526 (30-57)	LOUISIANA TECH (11/11/16)
3 PT FIELD GOALS MADE	15	AUBURN (1/24/17)
	12	HOLY CROSS (11/13/16)
3 PT FG ATTEMPTS	31	ALABAMA (2/7/17)
	26	AUBURN (1/24/17)
3 PT FG PERCENTAGE	.577 (15-26)	AUBURN (1/24/17)
	.538 (7-13)	at Tennessee (01/11/17)
FREE THROWS MADE	35	ALABAMA (2/7/17)
	25	MISSISSIPPI STATE (2/28/17)
FREE THROW ATTEMPTS	50	ALABAMA (2/7/17)
	35	MISSISSIPPI STATE (2/28/17)
FREE THROW PERCENTAGE	.938 (15-16)	HOLY CROSS (11/13/16)
	.864 (19-22)	at Florida (2/21/17)
REBOUNDS	52	ALABAMA (2/7/17)
	47	SC STATE (11/18/16)
ASSISTS	23	AUBURN (1/24/17)
	18	LANDER (12/27/16)
	18	at USF (12/17/16)
	18	VERMONT (12/1/16)
STEALS	13	FIU (12/4/16)
	12	at Tennessee (01/11/17)
	12	vs Syracuse (11/26/16)
BLOCKED SHOTS	10	LANDER (12/27/16)
	9	SC STATE (11/18/16)
TURNOVERS	22	at Tennessee (01/11/17)
	20	OLE MISS (1/14/17)
	20	MONMOUTH (11/15/16)
FOULS	30	at Memphis (12/30/16)
	29	AUBURN (1/24/17)



2016-17 South Carolina Basketball
South Carolina High/Low Analysis (as of Mar 03, 2017)
All games

Opponent - GAME HIGHS

POINTS	90	ALABAMA (2/7/17)
	85	at Kentucky (01-21-17)
	83	ARKANSAS (2/15/17)
	81	at Florida (2/21/17)
	76	LOUISIANA TECH (11/11/16)
FIELD GOALS MADE	30	ARKANSAS (2/15/17)
	30	ALABAMA (2/7/17)
FIELD GOAL ATTEMPTS	71	ALABAMA (2/7/17)
	65	MONMOUTH (11/15/16)
FIELD GOAL PERCENTAGE	.583 (28-48)	at Kentucky (01-21-17)
	.536 (30-56)	ARKANSAS (2/15/17)
3 PT FIELD GOALS MADE	11	at Mississippi State (02-11-17)
	11	TEXAS A&M (1/7/17)
3 PT FG ATTEMPTS	28	MONMOUTH (11/15/16)
	27	at Mississippi State (02-11-17)
	27	ALABAMA (2/7/17)
3 PT FG PERCENTAGE	.579 (11-19)	TEXAS A&M (1/7/17)
	.556 (5-9)	GEORGIA (2/4/17)
FREE THROWS MADE	29	at Memphis (12/30/16)
	26	vs SETON HALL (12/12/16)
FREE THROW ATTEMPTS	39	AUBURN (1/24/17)
	37	at Memphis (12/30/16)
FREE THROW PERCENTAGE	.889 (16-18)	ARKANSAS (2/15/17)
	.857 (18-21)	TENNESSEE (2/25/17)
REBOUNDS	62	ALABAMA (2/7/17)
	49	vs SETON HALL (12/12/16)
ASSISTS	17	at Kentucky (01-21-17)
	16	TEXAS A&M (1/7/17)
STEALS	15	MONMOUTH (11/15/16)
	11	LOUISIANA TECH (11/11/16)
BLOCKED SHOTS	8	at Vanderbilt (02/18/17)
	8	AUBURN (1/24/17)
TURNOVERS	25	TEXAS A&M (1/7/17)
	24	ALABAMA (2/7/17)
FOULS	36	ALABAMA (2/7/17)
	28	LOUISIANA TECH (11/11/16)



2016-17 South Carolina Basketball
South Carolina High/Low Analysis (as of Mar 03, 2017)
All games

South Carolina - GAME LOWS

POINTS	54	at Memphis (12/30/16)
	57	FLORIDA (1/18/17)
	60	CLEMSON (12/21/16)
	61	MICHIGAN (11/23/16)
	62	at Vanderbilt (02/18/17)
FIELD GOALS MADE	15	FLORIDA (1/18/17)
	17	MISSISSIPPI STATE (2/28/17)
FIELD GOAL ATTEMPTS	46	HOLY CROSS (11/13/16)
	50	MISSISSIPPI STATE (2/28/17)
FIELD GOAL PERCENTAGE	.261 (23-88)	ALABAMA (2/7/17)
	.294 (15-51)	FLORIDA (1/18/17)
3 PT FIELD GOALS MADE	1	at Vanderbilt (02/18/17)
	2	CLEMSON (12/21/16)
3 PT FG ATTEMPTS	9	at Vanderbilt (02/18/17)
	13	vs Syracuse (11/26/16)
	13	VERMONT (12/1/16)
	13	at Tennessee (01/11/17)
	13	FLORIDA (1/18/17)
3 PT FG PERCENTAGE	.111 (1-9)	at Vanderbilt (02/18/17)
	.125 (2-16)	CLEMSON (12/21/16)
FREE THROWS MADE	6	VERMONT (12/1/16)
	9	at Memphis (12/30/16)
FREE THROW ATTEMPTS	7	VERMONT (12/1/16)
	15	at Memphis (12/30/16)
FREE THROW PERCENTAGE	.560 (14-25)	GEORGIA (2/4/17)
	.586 (17-29)	at Mississippi State (02-11-17)
REBOUNDS	27	at Kentucky (01-21-17)
	28	GEORGIA (2/4/17)
	28	at Mississippi State (02-11-17)
ASSISTS	6	vs SETON HALL (12/12/16)
	7	ALABAMA (2/7/17)
	7	at Vanderbilt (02/18/17)
STEALS	3	ARKANSAS (2/15/17)
	4	HOLY CROSS (11/13/16)
	4	at Mississippi State (02-11-17)
BLOCKED SHOTS	1	vs Syracuse (11/26/16)
	1	at Kentucky (01-21-17)
	1	at LSU (02/01/17)
	1	at Vanderbilt (02/18/17)
	1	at Florida (2/21/17)
	1	MISSISSIPPI STATE (2/28/17)
TURNOVERS	6	TEXAS A&M (1/7/17)
	7	at USF (12/17/16)
FOULS	10	TEXAS A&M (1/7/17)
	14	MISSISSIPPI STATE (2/28/17)



2016-17 South Carolina Basketball
South Carolina High/Low Analysis (as of Mar 03, 2017)
All games

Opponent - GAME LOWS

POINTS	46	MICHIGAN (11/23/16)
	49	HOLY CROSS (11/13/16)
	50	SC STATE (11/18/16)
	50	vs Syracuse (11/26/16)
	50	VERMONT (12/1/16)
FIELD GOALS MADE	10	MICHIGAN (11/23/16)
	14	vs Syracuse (11/26/16)
FIELD GOAL ATTEMPTS	43	at Memphis (12/30/16)
	44	vs Syracuse (11/26/16)
FIELD GOAL PERCENTAGE	.192 (10-52)	MICHIGAN (11/23/16)
	.308 (16-52)	SC STATE (11/18/16)
	.308 (20-65)	MONMOUTH (11/15/16)
3 PT FIELD GOALS MADE	0	FLORIDA (1/18/17)
	1	at Memphis (12/30/16)
	1	at Tennessee (01/11/17)
	1	at Mizzou (1-28-17)
	1	TENNESSEE (2/25/17)
3 PT FG ATTEMPTS	7	at Memphis (12/30/16)
	9	GEORGIA (2/4/17)
3 PT FG PERCENTAGE	.000 (0-17)	FLORIDA (1/18/17)
	.059 (1-17)	at Mizzou (1-28-17)
FREE THROWS MADE	3	TEXAS A&M (1/7/17)
	8	at Mississippi State (02-11-17)
FREE THROW ATTEMPTS	5	TEXAS A&M (1/7/17)
	12	at Mississippi State (02-11-17)
	12	MISSISSIPPI STATE (2/28/17)
FREE THROW PERCENTAGE	.536 (15-28)	FLORIDA (1/18/17)
	.600 (3-5)	TEXAS A&M (1/7/17)
REBOUNDS	16	HOLY CROSS (11/13/16)
	24	SC STATE (11/18/16)
ASSISTS	2	MICHIGAN (11/23/16)
	3	TENNESSEE (2/25/17)
STEALS	2	at Georgia (01/04/17)
	2	at Mizzou (1-28-17)
BLOCKED SHOTS	0	HOLY CROSS (11/13/16)
	0	MICHIGAN (11/23/16)
	0	at Mizzou (1-28-17)
TURNOVERS	9	HOLY CROSS (11/13/16)
	13	LANDER (12/27/16)
	13	ARKANSAS (2/15/17)
FOULS	14	VERMONT (12/1/16)
	15	TEXAS A&M (1/7/17)



2016-17 South Carolina Basketball
South Carolina Player High/Low Analysis (as of Mar 03, 2017)
All games

South Carolina - I N D I V I D U A L G A M E H I G H S

Points	44		THORNWELL, Sindarius vs Alabama (2/7/17)
	34		THORNWELL, Sindarius at Kentucky (01-21-17)
	28		THORNWELL, Sindarius at Mississippi State (02-11-17)
	27		THORNWELL, Sindarius vs Arkansas (2/15/17)
	27		NOTICE, Duane vs Auburn (1/24/17)
	27		NOTICE, Duane vs FIU (12/4/16)
Field Goals Made	10		THORNWELL, Sindarius vs Arkansas (2/15/17)
	10		DOZIER, PJ vs Clemson (12/21/16)
Field Goal Att.	25		THORNWELL, Sindarius vs Alabama (2/7/17)
	24		DOZIER, PJ vs Alabama (2/7/17)
FG Pct (min 5 made)	1.000	(7-7)	KOTSAR, Maik vs SC State (11/18/16)
	.857	(6-7)	SILVA, Chris at Georgia (01/04/17)
3-Point FG Made	6		NOTICE, Duane vs Auburn (1/24/17)
	6		NOTICE, Duane vs FIU (12/4/16)
3-Point FG Att.	10		NOTICE, Duane at USF (12/17/16)
	10		NOTICE, Duane vs FIU (12/4/16)
3-Pt FG Pct (min 2 made)	1.000	(3-3)	FELDER, Rakym vs Texas A&M (1/7/17)
	1.000	(2-2)	MCKIE, Justin at LSU (02/01/17)
	1.000	(2-2)	BLANTON, TeMarcus at Kentucky (01-21-17)
	1.000	(2-2)	FELDER, Rakym vs Holy Cross (11/13/16)
Free Throws Made	25		THORNWELL, Sindarius vs Alabama (2/7/17)
	14		THORNWELL, Sindarius at Kentucky (01-21-17)
Free Throw Att.	33		THORNWELL, Sindarius vs Alabama (2/7/17)
	15		THORNWELL, Sindarius at Kentucky (01-21-17)
FT Pct (min 3 made)	1.000	(11-11)	THORNWELL, Sindarius at Florida (2/21/17)
	1.000	(9-9)	THORNWELL, Sindarius at Vanderbilt (02/18/17)
	1.000	(8-8)	SILVA, Chris vs Auburn (1/24/17)
	1.000	(7-7)	THORNWELL, Sindarius at Mizzou (1-28-17)
	1.000	(6-6)	THORNWELL, Sindarius vs Holy Cross (11/13/16)
	1.000	(5-5)	THORNWELL, Sindarius vs Arkansas (2/15/17)
	1.000	(5-5)	NOTICE, Duane at LSU (02/01/17)
	1.000	(5-5)	THORNWELL, Sindarius vs Auburn (1/24/17)
	1.000	(5-5)	SILVA, Chris vs Florida (1/18/17)
	1.000	(5-5)	SILVA, Chris vs SC State (11/18/16)
	1.000	(4-4)	SILVA, Chris vs Tennessee (2/25/17)
	1.000	(4-4)	THORNWELL, Sindarius vs Tennessee (2/25/17)
	1.000	(4-4)	FELDER, Rakym vs Ole Miss (1/14/17)
	1.000	(4-4)	FELDER, Rakym vs Texas A&M (1/7/17)
	1.000	(4-4)	DOZIER, PJ at Georgia (01/04/17)
	1.000	(4-4)	THORNWELL, Sindarius vs SC State (11/18/16)
	1.000	(4-4)	GUEYE, Khadim vs SC State (11/18/16)
	1.000	(4-4)	DOZIER, PJ vs Holy Cross (11/13/16)
	1.000	(3-3)	NOTICE, Duane vs Texas A&M (1/7/17)
	1.000	(3-3)	FELDER, Rakym vs Lander (12/27/16)
Rebounds	21		THORNWELL, Sindarius vs Alabama (2/7/17)
	11		SILVA, Chris vs Mississippi State (2/28/17)
	11		THORNWELL, Sindarius at Mizzou (1-28-17)
	11		SILVA, Chris vs Ole Miss (1/14/17)
	11		THORNWELL, Sindarius at Georgia (01/04/17)
	11		SILVA, Chris vs Lander (12/27/16)
	11		KOTSAR, Maik vs Lander (12/27/16)
Assists	9		THORNWELL, Sindarius vs Vermont (12/1/16)
	6		DOZIER, PJ vs Arkansas (2/15/17)

	6	DOZIER, PJ vs SC State (11/18/16)
	6	THORNWELL, Sindarius vs Louisiana Tech (11/11/16)
Steals	6	THORNWELL, Sindarius at Georgia (01/04/17)
	5	THORNWELL, Sindarius vs Texas A&M (1/7/17)
Blocked Shots	5	SILVA, Chris vs FIU (12/4/16)
	4	SILVA, Chris vs SETON HALL (12/12/16)
Turnovers	6	THORNWELL, Sindarius vs Alabama (2/7/17)
	6	DOZIER, PJ at Tennessee (01/11/17)
	6	THORNWELL, Sindarius vs Louisiana Tech (11/11/16)
Fouls	5	SILVA, Chris at Florida (2/21/17)
	5	SILVA, Chris vs Arkansas (2/15/17)
	5	SILVA, Chris at Mississippi State (02-11-17)
	5	KOTSAR, Maik vs Alabama (2/7/17)
	5	SILVA, Chris vs Alabama (2/7/17)
	5	DOZIER, PJ vs Alabama (2/7/17)
	5	SILVA, Chris vs Georgia (2/4/17)
	5	KOTSAR, Maik vs Georgia (2/4/17)
	5	KEITA, Sedee vs Florida (1/18/17)
	5	KOTSAR, Maik vs Ole Miss (1/14/17)
	5	DOZIER, PJ at Tennessee (01/11/17)
	5	DOZIER, PJ at Memphis (12/30/16)
	5	SILVA, Chris at Memphis (12/30/16)
	5	GRAVETT, Hassani at Memphis (12/30/16)
	5	SILVA, Chris vs Clemson (12/21/16)
	5	SILVA, Chris vs SETON HALL (12/12/16)
	5	SILVA, Chris vs Monmouth (11/15/16)
Minutes	56	THORNWELL, Sindarius vs Alabama (2/7/17)
	54	NOTICE, Duane vs Alabama (2/7/17)
	54	DOZIER, PJ vs Alabama (2/7/17)
	41	NOTICE, Duane vs Monmouth (11/15/16)
	41	THORNWELL, Sindarius vs Monmouth (11/15/16)



2016-17 South Carolina Basketball
South Carolina Opponent High/Low Analysis (as of Mar 03, 2017)
All games

OPPONENT INDIVIDUAL GAME HIGHS

Points	28		Crawford,Markel at Memphis (12/30/16)
	27		Monk, Malik at Kentucky (01-21-17)
	26		Allen, KeVaughn at Florida (2/21/17)
	25		DJ Hogg vs Texas A&M (1/7/17)
	25		MCMURRAY, Jahmal at USF (12/17/16)
Field Goals Made	9		Barford, Jaylen vs Arkansas (2/15/17)
	9		Johnson Jr, Avery vs Alabama (2/7/17)
	9		Monk, Malik at Kentucky (01-21-17)
	9		DJ Hogg vs Texas A&M (1/7/17)
	9		Crawford,Markel at Memphis (12/30/16)
Field Goal Att.	21		Johnson Jr, Avery vs Alabama (2/7/17)
	18		CARRINGTON,KHADEEN vs SETON HALL (12/12/16)
FG Pct (min 5 made)	.833	(5-6)	Adebayo, Edrice at Kentucky (01-21-17)
	.833	(5-6)	Rahu Purdie vs Lander (12/27/16)
3-Point FG Made	7		DJ Hogg vs Texas A&M (1/7/17)
	5		Tyson Carter at Mississippi State (02-11-17)
	5		Johnson Jr, Avery vs Alabama (2/7/17)
	5		MCMURRAY, Jahmal at USF (12/17/16)
3-Point FG Att.	10		Tyson Carter at Mississippi State (02-11-17)
	10		Johnson Jr, Avery vs Alabama (2/7/17)
3-Pt FG Pct (min 2 made)	1.000	(3-3)	Neal,Cullen vs Ole Miss (1/14/17)
	1.000	(2-2)	Parker, Juwan at Georgia (01/04/17)
	1.000	(2-2)	BRACEY, DaQuan vs Louisiana Tech (11/11/16)
Free Throws Made	13		Allen, KeVaughn at Florida (2/21/17)
	11		Lawson,Dedric at Memphis (12/30/16)
Free Throw Att.	14		Allen, KeVaughn at Florida (2/21/17)
	13		Maten, Yante at Georgia (01/04/17)
	13		Lawson,Dedric at Memphis (12/30/16)
FT Pct (min 3 made)	1.000	(7-7)	Hornbeak, Je'lon vs Monmouth (11/15/16)
	1.000	(6-6)	Macon, Daryl vs Arkansas (2/15/17)
	1.000	(6-6)	REED, Marcquise vs Clemson (12/21/16)
	1.000	(5-5)	Norris, Riley vs Alabama (2/7/17)
	1.000	(5-5)	Parker, Juwan vs Georgia (2/4/17)
	1.000	(5-5)	Barry, Canyon vs Florida (1/18/17)
	1.000	(4-4)	Mario Kegler vs Mississippi State (2/28/17)
	1.000	(4-4)	FISHER-DAVIS, Matthe at Vanderbilt (02/18/17)
	1.000	(4-4)	Johnson, Ronnie vs Auburn (1/24/17)
	1.000	(4-4)	Hubbs III, Robert at Tennessee (01/11/17)
	1.000	(3-3)	LACHANCE, Riley at Vanderbilt (02/18/17)
	1.000	(3-3)	Barford, Jaylen vs Arkansas (2/15/17)
	1.000	(3-3)	Hawkins, Dominique at Kentucky (01-21-17)
	1.000	(3-3)	Neal,Cullen vs Ole Miss (1/14/17)
	1.000	(3-3)	Martin,Jeremiah at Memphis (12/30/16)
Rebounds	15		Saiz,Sebastian vs Ole Miss (1/14/17)
	15		Lawson,Dedric at Memphis (12/30/16)
Assists	8		Lawson,Dedric at Memphis (12/30/16)
	7		Hawkins, Dominique at Kentucky (01-21-17)
Steals	4		Williams, Grant vs Tennessee (2/25/17)
	4		Hill, Kasey vs Florida (1/18/17)
	4		Bell-Haynes, Trae vs Vermont (12/1/16)
	4		Seaborn, Micah vs Monmouth (11/15/16)
Blocked Shots	4		Kingsley, Moses vs Arkansas (2/15/17)
	4		Hall, Donta vs Alabama (2/7/17)

	4	Maten, Yante vs Georgia (2/4/17)
Turnovers	8	Irvin, Zak vs Michigan (11/23/16)
	7	Briscoe, Isaiah at Kentucky (01-21-17)
	7	MITCHELL, Shelton vs Clemson (12/21/16)
Fouls	5	Xavian Stapleton vs Mississippi State (2/28/17)
	5	Thomas, Dustin vs Arkansas (2/15/17)
	5	Aric Holman at Mississippi State (02-11-17)
	5	Key, Braxton vs Alabama (2/7/17)
	5	Ingram, Dazon vs Alabama (2/7/17)
	5	Taylor, Jimmie vs Alabama (2/7/17)
	5	Maten, Yante vs Georgia (2/4/17)
	5	Harris, Jordan vs Georgia (2/4/17)
	5	PHILLIPS at Mizzou (1-28-17)
	5	Hill, Kasey vs Florida (1/18/17)
	5	DJITTE, Sidy vs Clemson (12/21/16)
	5	Lamb, Anthony vs Vermont (12/1/16)
	5	Irvin, Zak vs Michigan (11/23/16)
	5	BRACEY, DaQuan vs Louisiana Tech (11/11/16)
	5	BOYKINS, Jacobi vs Louisiana Tech (11/11/16)